



# VIRGINIA

**VIRGINIA ATHLETICS MEDIA RELATIONS**  
 295 Massie Road, Room 154  
 Charlottesville, VA 22904  
**Men's Basketball Contact:** Erich Bacher  
**OFFICE:** (434) 982-5530 • **CELL:** (720) 318-5538  
**E-mail:** bacher@virginia.edu  
**ON THE WEB:** VirginiaSports.com  
**ON TWITTER:** @UVMensHoops, @ErichJBacher

21 NCAA TOURNAMENT APPEARANCES • 2 NCAA FINAL FOUR BERTHS • 13 NIT APPEARANCES • 9 ALL-AMERICANS • 23 ALL-ACC FIRST TEAM SELECTIONS

**2016-17 SCHEDULE/RESULTS (23-11, 11-7 ACC)**

| Date           | Opponent                             | TV           | Time/Result          |
|----------------|--------------------------------------|--------------|----------------------|
| Nov. 11        | [8/7] at UNC Greensboro              | ESPN3        | W, 76-51             |
| <b>Nov. 15</b> | <b>[8/7] ST. FRANCIS BROOKLYN ^</b>  | <b>ACCNE</b> | <b>W, 72-32</b>      |
| <b>Nov. 20</b> | <b>[8/7] YALE</b>                    | <b>ACCNE</b> | <b>W, 62-38</b>      |
| <b>Nov. 22</b> | <b>[7/6] GRAMBLING STATE ^</b>       | <b>RSN</b>   | <b>W, 90-34</b>      |
| Nov. 25        | [7/6] vs. Iowa ^                     | CBSSN        | W, 74-41             |
| Nov. 26        | [7/6] vs. Providence ^               | CBSSN        | W, 63-52             |
| <b>Nov. 30</b> | <b>[6/6] OHIO STATE [RV] %</b>       | <b>ESPN2</b> | <b>W, 63-61</b>      |
| <b>Dec. 3</b>  | <b>[6/6] WEST VIRGINIA [25/19]</b>   | <b>ESPNU</b> | <b>L, 66-57</b>      |
| <b>Dec. 6</b>  | <b>[14/12] EAST CAROLINA</b>         | <b>RSN</b>   | <b>W, 76-53</b>      |
| <b>Dec. 17</b> | <b>[13/12] ROBERT MORRIS</b>         | <b>ESPNU</b> | <b>W, 79-39</b>      |
| Dec. 21        | [12/12] at California [--/RV]        | ESPN2        | W, 56-52             |
| Dec. 28        | [12/11] at Louisville *[6/7]         | ESPN2        | W, 61-53             |
| <b>Dec. 31</b> | <b>[12/11] FLORIDA ST. * [20/20]</b> | <b>ESPNU</b> | <b>L, 60-58</b>      |
| Jan. 4         | [11/12] at Pitt *                    | RSN          | L, 88-76 (OT)        |
| <b>Jan. 8</b>  | <b>[11/12] WAKE FOREST *</b>         | <b>ESPNU</b> | <b>W, 79-62</b>      |
| Jan. 14        | [19/18] at Clemson * [RV/RV]         | ACCN         | W, 77-73             |
| Jan. 18        | [16/16] at Boston College *          | ACCN         | W, 71-54             |
| <b>Jan. 21</b> | <b>[16/16] GEORGIA TECH *</b>        | <b>ACCN</b>  | <b>W, 62-49</b>      |
| Jan. 24        | [12/13] at Notre Dame * [14/12]      | ACCN         | W, 71-54             |
| Jan. 29        | [12/13] at Villanova [1/2]           | Fox          | L, 61-59             |
| <b>Feb. 1</b>  | <b>[9/11] VA. TECH * [RV/--]</b>     | <b>ACCN</b>  | <b>W, 71-48</b>      |
| Feb. 4         | [9/11] at Syracuse *                 | ESPN2        | L, 66-62             |
| <b>Feb. 6</b>  | <b>[12/13] LOUISVILLE * [4/4]</b>    | <b>ESPN</b>  | <b>W, 71-55</b>      |
| Feb. 12        | [12/13] at Virginia Tech *           | ESPNU        | L, 80-78 (2OT)       |
| <b>Feb. 15</b> | <b>[14/15] DUKE * [12/14]</b>        | <b>ESPN2</b> | <b>L, 65-55</b>      |
| Feb. 18        | [14/15] at UNC * [10/9]              | ESPN         | L, 65-41             |
| <b>Feb. 20</b> | <b>[18/19] MIAMI * [RV/RV]</b>       | <b>ESPN</b>  | <b>L, 54-48 (OT)</b> |
| Feb. 25        | [18/19] at NC State *                | ESPN         | W, 70-55             |
| <b>Feb. 27</b> | <b>[23/23] UNC * [5/5]</b>           | <b>ESPN</b>  | <b>W, 53-43</b>      |
| <b>Mar. 4</b>  | <b>[23/23] PITT *</b>                | <b>ACCN</b>  | <b>W, 67-42</b>      |
| Mar. 8         | [21/21] vs. Pitt **                  | ESPN2/ACCN   | W, 75-63             |
| Mar. 9         | [21/21] vs. No. Dame ** [22/16]      | ESPN/ACCN    | L, 71-58             |
| Mar. 16        | [24/23] vs. UNC Wilmington &         | truTV        | W, 76-71             |
| Mar. 18        | [24/23] vs. Florida & [20/17]        | TNT          | L, 65-39             |

**HOME GAMES IN BOLD CAPS**

^ - Emerald Coast Classic, Niceville, Fla.  
 % - ACC/Big Ten Challenge  
 \* - ACC game  
 \*\* - ACC Tournament game  
 & - NCAA First-Second Round game, Orlando, Fla.

**2016-17 VIRGINIA BASKETBALL BY THE NUMBERS**

- 64** - Virginia has been ranked in 64 consecutive AP top-25 polls since Feb. 3, 2014.
- 23** - The Cavaliers won 23 or more games for a school-best fifth consecutive season.
- 11** - UVA finished with 11 or more ACC wins for a school-record fifth straight season.
- 4** - UVA advanced to its fourth straight NCAA Tournament for the first time since 1981-84.
- 3** - The Cavaliers captured their third national scoring defense title under head coach Tony Bennett with a 56.4 points per game average.



**VIRGINIA CAVALIERS (23-11)**

Head Coach: Tony Bennett (Green Bay, 1992)  
 Virginia: 188-83 (8th season); Career: 257-116 (11th season); NCAA Tournament: 10-7

**2016-17 IN REVIEW**

- No. 24 Virginia (23-11) advanced to its fourth consecutive NCAA Tournament for the first time since 1981-84.
- The Cavaliers advanced to the NCAA Tournament round of 32 for the fourth consecutive season.
- The senior class of 2017, which consisted of London Perrantes, tied a school record with 112 career wins.
- Virginia finished with 11 or more ACC wins for a school-record fifth straight season.
- UVA ranked first nationally in scoring defense (56.4 ppg), third in turnovers per game (9.5), 12th in assist-to-turnover ratio (1.46), 14th in field goal percentage defense (39.8%), 21st in turnover margin (3.1), 30th in scoring margin (+9.7) and 31st in personal fouls per game (16.4).
- UVA has 67 ACC wins from 2013-17, setting a school-record for most league wins during a five-year span.
- UVA secured its school-record sixth straight 20-win season.
- UVA recorded its school-record fifth straight season with 23 or more wins.
- Virginia captured the Emerald Coast Classic with wins over St. Francis Brooklyn, Grambling State, Iowa and Providence.
- UVA has been ranked in the AP top-25 poll for 64 straight weeks over a four-year span.
- Marial Shayok, Darius Thompson and Jarred Reuter transferred out of the program after the 2016-17 season.

**ALL-TIME IN THE NCAA TOURNAMENT**

- Virginia is 29-21 all-time in 21 NCAA Tournament appearances.
- The Cavaliers made their fourth consecutive NCAA Tournament appearance for the first time since 1981-84.
- UVA earned a No. 5 seed in the NCAA Tournament for the fifth time.
- No. 5 seed UVA defeated No. 12 seed UNC Wilmington 76-71 in the first round before losing 65-39 to No. 4 seed Florida in the second round.
- UVA reached the NCAA Final Four in 1981 and 1984.
- Virginia head coach Tony Bennett is 10-7 in seven NCAA tournaments, including a 7-5 record at UVA.
- Senior point guard London Perrantes averaged 10.9 points, 3.7 assists, 2.8 rebounds and 46.8 three-point field percentage (22 of 47) in 10 NCAA Tournament games.
- Perrantes became the first Cavalier to win an NCAA Tournament game in four straight years.

**ACC TOURNAMENT IN REVIEW**

- Virginia made its school-record sixth straight appearance in the ACC quarterfinals and posted a 1-1 record at the 2017 ACC Tournament at Barclays Center in Brooklyn, N.Y.
- No. 6 seeded UVA defeated No. 14 seed Pitt (75-63) in the second round before losing to No. 3 seed Notre Dame (71-58) in the quarterfinals.
- Freshmen Ty Jerome (10.5 ppg) and Kyle Guy (10.0 ppg) led UVA in scoring during the ACC Tournament.
- UVA is 38-62 all-time at the ACC Tournament.

**LONDON'S CALLING WAS WINNING**

- London Perrantes finished his UVA career ranked first all-time in starts (134), games (138) and minutes (4,425), second in 3-point percentage (40.9%), fourth in most wins played (108) and assists (569), fifth in free throw percentage (81.2%), sixth in 3-pointers (211), 10th in minutes (32.1 mpg) and 33rd in points (1,225).
- Perrantes led UVA to four straight NCAA tournaments and his senior class of 2017 tied a school record with 112 wins.
- Perrantes is one of four Cavaliers to record 1,000 points and 500 assists (John Crotty, Sean Singletary & Donald Hand).
- Perrantes led UVA in assists in each of the last four seasons and had a career 2.7 assist-to-turnover ratio (569 assists, 211 turnovers).
- He earned All-ACC second-team honors in 2016-17 after averaging 12.7 points, 3.8 assists and 3.0 rebounds.
- Perrantes was named to the USBWA All-District 3 team and NABC All-District 2 second team.
- Perrantes had six 20-point games in 2016-17: 25 at Clemson (1/14/17), 24 points against UNC Wilmington (3/16/17) and Wake Forest (1/8/17) and 22 vs. Notre Dame (1/24/17), Virginia Tech (2/12/17) and Pitt (3/4/17).
- He was named All-ACC Honorable Mention in 2015 and 2016, and earned All-ACC Freshman Team honors in 2014, respectively.
- Perrantes was one of 50 players named to the watch list for the 2017 John R. Wooden Award for national player of the year.
- Perrantes was also one of 50 players named to the 2017 Naismith Men's College Player of the Year watch list.
- Perrantes was one of 20 players named to the watch list for the 2017 Bob Cousy Point Guard of the Year Award.
- Perrantes was a preseason All-ACC first-team selection and ACC Player of the Year candidate.

**VIRGINIA'S STARTING LINEUP VS. FLORIDA (3/16/17)**

| Pos. No. | Player (Hometown)                      | Yr.   | Ht.  | Wt. | PPG  | RPG    | SEASON NOTES   |
|----------|--|-------|------|-----|------|--------|--|
| G 32     | London Perrantes (Los Angeles, Calif.) | Sr.   | 6-2  | 197 | 12.7 | 3.8(A) | All-ACC Second Team; 134 career starts; 108 career wins    |
| G 0      | Devon Hall (Virginia Beach, Va.)       | R-Jr. | 6-5  | 207 | 8.4  | 4.4    | Averaged career highs in points & rebounds                 |
| G 51     | Darius Thompson (Murfreesboro, Tenn.)  | R-Jr. | 6-4  | 196 | 6.2  | 1.6    | Tallied 10+ points in 11 games                             |
| F 25     | Mamadi Diakite (Guinea, Africa)        | R-Fr. | 6-9  | 214 | 3.8  | 2.6    | Team-high 9 pts in first start vs. UF (3/18/16); 39 blocks |
| C 33     | Jack Salt (Auckland, New Zealand)      | R-So. | 6-11 | 247 | 3.7  | 4.1    | Started all 34 games; career-best 10 rebs vs. UF (3/18/17) |

**OFF THE BENCH**

|      |                                 |     |     |     |     |     |  |
|------|---------------------------------|-----|-----|-----|-----|-----|--|
| G 5  | Kyle Guy (Indianapolis, Ind.)   | Fr. | 6-3 | 165 | 7.5 | 1.7 | 49.5% 3FGs; 20 points vs. GSU (11/22/16) & Pitt (3/8/17) |
| G 11 | Ty Jerome (New Rochelle, N.Y.)  | Fr. | 6-5 | 192 | 4.3 | 1.6 | Started 4 game; Averaged 10p, 4.5r & 5a in ACC Tourney   |
| G 4  | Marial Shayok (Ontario, Canada) | Jr. | 6-5 | 196 | 8.9 | 2.4 | Career-high 23 points vs. UNCW; 10+ points in 15 games   |
| F 31 | Jarred Reuter (Marion, Mass.)   | So. | 6-7 | 245 | 3.8 | 2.2 | 58% FGs & 76% FTs; 10+ points in 4 games                 |
| F 21 | Isaiah Wilkins (Lilburn, Ga.)   | Jr. | 6-7 | 225 | 6.8 | 6.0 | Led UVA in rebounds, blocks & steals                     |

**VIRGINIA HEAD COACH TONY BENNETT**

- Head coach Tony Bennett has a 188-83 (.694) mark in eight seasons at Virginia and 257-116 (.689) career mark in 11 seasons overall.
- Bennett has guided UVA to four straight NCAA Tournament appearances for the second time in school history.
- Bennett has led UVA to a school-record five straight seasons with 23 or more wins.
- Bennett has led UVA to a school-record five straight seasons with 11 or more ACC wins.
- Bennett guided UVA to a school-record 89 wins over three seasons from 2014-16, eclipsing 88 wins from 1981-83.
- Bennett-coached teams have led the nation in scoring defense four times (2008-09, 2013-14, 2014-15, 2016-17), and finished in the top-five nationally in eight of 11 seasons.
- Bennett has led the Cavaliers to six consecutive postseason tournaments (NCAA in 2012, 2014, 2015, 2016, 2017 and NIT in 2013).
- In 2015-16, Bennett led UVA to its third consecutive NCAA Tournament and first NCAA Elite Eight appearance since 1995 with 29 wins.
- Bennett was named 2015 USBWA National Coach of the Year and ACC Coach of the Year after leading Virginia to a school-record tying 30 wins and its second consecutive ACC regular-season title.
- Bennett led the Cavaliers to 30 wins in back-to-back seasons (2014-2015) for the first time in school history.
- In 2013-14, Bennett guided UVA to its first ACC regular season and tournament championship (first since 1976) in the same season.
- Bennett-coached teams are 89-3 when holding opponents to fewer than 50 points during his 11-year coaching career.
- Bennett is the seventh head coach to post six consecutive winning seasons in the ACC, joining Vic Bubas and Mike Krzyzewski (Duke), Frank McGuire, Dean Smith and Roy Williams (North Carolina) and Gary Williams (Maryland).
- Bennett is one of 28 current Division I head coaches who played in the NBA.
- UVA is 100-33 (.752) in non-conference action, 88-50 (.638) in ACC play and 112-24 (.824) at home under Tony Bennett.

**BENNETT IN THE NCAA TOURNAMENT**

- UVA head coach Tony Bennett is 10-7 career in seven NCAA tournament appearances.
- He owns a 7-5 record in five appearances at UVA (2012, 2014, 2015, 2016 & 2017), highlighted by a regional final appearance in 2016.
- Bennett went 3-2 during two trips at Washington State and led WSU to the Sweet 16 in 2008.

**LAST TIME OUT**

- No. 4 seed Florida ended No. 5 seed Virginia's season with a 65-39 win in the second round of the NCAA Tournament on Saturday, March 18.
- UVA trailed 19-17 at 5:10 of the first half, but Florida went on a 21-0 run spanning halftime to put the game out of reach.
- Devin Robinson tallied 14 points and 11 rebounds and Justin Leon added 14 points and 10 rebounds to lead the Gators.
- Mamadi Diakite made his first career start and led UVA with nine points and six rebounds, while Jack Salt grabbed a career-high 10 rebounds.
- UVA shot 29.6 percent, including a 1 of 15 effort from 3-point range.

**CAVALIERS AGAINST THE NCAA FIELD OF 68**

- Virginia competed against 13 NCAA Tournament teams, posting an 8-9 record in 17 games.
- UVA went 2-0 vs. Louisville, 1-1 vs. North Carolina, 1-1 vs. Notre Dame, 1-1 vs. Virginia Tech, 1-0 vs. Wake Forest, 1-0 vs. UNC Wilmington, 1-0 vs. Providence, 0-1 vs. Duke, 0-1 vs. Florida, 0-1 vs. Florida State, 0-1 vs. Miami, 0-1 vs. Villanova and 0-1 vs. West Virginia.

**NAT'L DEFENSIVE PPG RANKINGS UNDER TONY BENNETT**

| Year    | School           | Pts/Gm | Rank |
|---------|------------------|--------|------|
| 2006-07 | Washington State | 59.5   | 17th |
| 2007-08 | Washington State | 56.4   | 3rd  |
| 2008-09 | Washington State | 55.4   | 1st  |
| 2009-10 | Virginia         | 63.6   | 54th |
| 2010-11 | Virginia         | 62.4   | 36th |
| 2011-12 | Virginia         | 54.2   | 2nd  |
| 2012-13 | Virginia         | 55.6   | 5th  |
| 2013-14 | Virginia         | 55.7   | 1st  |
| 2014-15 | Virginia         | 51.5   | 1st  |
| 2015-16 | Virginia         | 60.1   | 2nd  |
| 2016-17 | Virginia         | 56.4   | 1st  |

**UVA IN KEN POM EFFICIENCY RATINGS**

- In 2016-17, UVA ranked Nos. 2, 12 and 50 in the KenPom.com adjusted defense, overall and adjusted offense efficiency ratings.
- UVA shot 46 percent from the field, 38.5 percent from 3-point range and 70.9 percent from the free throw line.
- UVA led the nation in scoring defense (56.4 ppg) and ranked third with 9.5 turnovers per game.

**HOW WERE THESE WAHOOS?**

- UVA was led by senior guard London Perrantes, who averaged team highs in points (12.7 ppg) and assists (3.8 apg).
- Isaiah Wilkins, who battled a virus for the last month of the season, led the team in rebounding (6.0 rpg), blocked shots (43) and steals (33).
- Devon Hall averaged 8.4 points and 4.4 rebounds, while Marial Shayok averaged 8.9 points.
- Kyle Guy topped all UVA rookies with 7.5 points per game, while Darius Thompson added 6.2 points per game.
- Jack Salt, Ty Jerome, Mamadi Diakite and Jarred Reuter were all key role players.

**FLORIDA NOT SO SUNNY FOR UVA**

- UVA played its final two games of the season in the NCAA Tournament first and second rounds at Amway Center in Orlando, Fla.
- The Cavaliers are just 5-20 in their 25 contests in the Sunshine State (2-0 at 2016 Emerald Coast Classic, 1-1 in NCAA Tournament in Orlando, 1-11 at Florida State, 1-6 at Miami, 0-1 at South Florida, 0-1 in ACC Tournament in Tampa).
- UVA went 3-1 in Florida this season, topping Iowa (74-41), Providence (63-52) and UNC Wilmington (76-71).
- The Cavaliers ended a 17-game losing skid in Florida with a 62-50 win at Florida State in 2014 and followed it up with an 89-80 double overtime win at Miami in 2015.

**GETTING DEFENSIVE**

- Virginia limited its opponents to 12 scoring droughts of five or more minutes.
- The Cavaliers held UNCG scoreless for 11:19 spanning halftime and St. Francis Brooklyn went scoreless for 10:11 in the first half.
- UVA held Grambling State scoreless for 9:46 spanning halftime and Yale went scoreless for 8:48.

**OPPONENTS' SCORELESS DROUGHTS**

| Time  | Opponent             | Half    |
|-------|----------------------|---------|
| 11:19 | at UNCG              | 1st/2nd |
| 10:11 | St. Francis Brooklyn | 1st     |
| 9:46  | Grambling State      | 1st/2nd |
| 8:48  | Yale                 | 2nd     |
| 6:53  | Grambling State      | 2nd     |
| 6:50  | St. Francis Brooklyn | 2nd     |
| 6:28  | Pitt                 | 1st     |
| 6:04  | Miami                | 1st     |
| 5:37  | Robert Morris        | 2nd     |
| 5:31  | West Virginia        | 1st     |
| 5:25  | at Boston College    | 1st     |
| 5:08  | vs. Iowa             | 1st     |

**HEAD COACH  
TONY BENNETT**



**8TH SEASON**

**PERSONAL**

Birthdate: June 1, 1969  
 Birthplace: Clintonville, Wis.  
 Family: wife, Laurel; daughter, Anna; son, Eli

**EDUCATION**

College: Green Bay, 1992

**COACHING EXPERIENCE**

|         |   |
|---------|---|
| 1999-00 | Wisconsin (staff volunteer)             |
| 2000-01 | Wisconsin (assistant coach)             |
| 2003-04 | Washington State (assistant coach)      |
| 2004-06 | Washington State (associate head coach) |
| 2006-09 | Washington State (head coach)           |
| 2009-   | Virginia (head coach)                   |

**THE BENNETT RECORD**

| Year            | School             | Record (Conf)  | Postseason        |
|-----------------|--------------------|----------------|-------------------|
| 2006-07         | Washington St.     | 26-8 (13-5)    | NCAA 2nd Round    |
| 2007-08         | Washington St.     | 26-9 (11-7)    | NCAA Sweet 16     |
| 2008-09         | Washington St.     | 17-16 (8-10)   | NIT 1st Round     |
| 2009-10         | Virginia           | 15-16 (5-11)   |                   |
| 2010-11         | Virginia           | 16-15 (7-9)    |                   |
| 2011-12         | Virginia           | 22-10 (9-7)    | NCAA 2nd Round    |
| 2012-13         | Virginia           | 23-12 (11-7)   | NIT Quarterfinals |
| 2013-14         | Virginia           | 30-7 (16-2)    | NCAA Sweet 16     |
| 2014-15         | Virginia           | 30-4 (16-2)    | NCAA 3rd Round    |
| 2015-16         | Virginia           | 29-8 (13-5)    | NCAA Elite Eight  |
| 2016-17         | Virginia           | 23-11 (11-7)   | NCAA 2nd Round    |
| <b>Total</b>    | <b>11th season</b> | <b>257-116</b> |                   |
| <b>Virginia</b> | <b>8th season</b>  | <b>188-83</b>  |                   |

**BENNETT VS. 2016-17 OPPONENTS**

| Opponent             | Career | Virginia |
|----------------------|--------|----------|
| Boston College       | 7-4    | 7-4      |
| California           | 5-3    | 2-0      |
| Clemson              | 8-3    | 8-3      |
| Duke                 | 2-9    | 2-9      |
| East Carolina        | 1-0    | 1-0      |
| East Tennessee State | 0-0    | 0-0      |
| Florida              | 0-2    | 0-2      |
| Florida State        | 6-7    | 6-7      |
| Georgia Tech         | 9-2    | 9-2      |
| Grambling State      | 1-0    | 1-0      |
| Iowa                 | 1-1    | 1-1      |
| Louisville           | 5-1    | 5-1      |
| Memphis              | 1-0    | 1-0      |
| Miami                | 6-6    | 6-6      |
| North Carolina       | 6-8    | 6-7      |
| UNC Greensboro       | 1-0    | 1-0      |
| UNC Wilmington       | 2-0    | 2-0      |
| NC State             | 10-2   | 10-2     |
| Notre Dame           | 6-1    | 5-1      |
| Ohio State           | 2-0    | 2-0      |
| Pitt                 | 6-2    | 6-1      |
| Providence           | 1-0    | 1-0      |
| Robert Morris        | 1-0    | 1-0      |
| St. Francis Brooklyn | 1-0    | 1-0      |
| Syracuse             | 3-2    | 3-2      |
| Villanova            | 1-1    | 1-1      |
| Virginia Tech        | 11-5   | 11-5     |
| Wake Forest          | 6-4    | 6-4      |
| West Virginia        | 1-1    | 1-1      |
| Yale                 | 1-0    | 1-0      |

**GOING ON A RUN**

- Virginia had scoring runs of 10 or more consecutive points in 19 games this season (22 total).
- UVA went on a 26-0 run to close the first half against Grambling State and tallied a 22-0 run at UNCG spanning halftime.
- UVA's 13-0 run against Ohio State helped erase a 16-point deficit in the 63-61 win over the Buckeyes.
- The Cavaliers trailed North Carolina 7-0, but used a 12-0 run in their 53-43 win over the Tar Heels.
- UVA's 12-0 run against UNC Wilmington helped erase a 14-point, first-half deficit in the 76-71 in the NCAA Tournament.

**UVA SCORING RUNS IN 2016-17**

| Time | Opponent             | Half    |
|------|----------------------|---------|
| 26-0 | Grambling State      | 1st     |
| 22-0 | at UNCG              | 1st/2nd |
| 20-0 | St. Francis Brooklyn | 1st     |
| 16-0 | Yale                 | 2nd     |
| 15-0 | Grambling State      | 2nd     |
| 15-0 | at Boston College    | 1st     |
| 15-0 | at NC State          | 2nd     |
| 13-0 | Ohio State           | 1st/2nd |
| 13-0 | West Virginia        | 1st     |
| 13-0 | Robert Morris        | 1st     |
| 13-0 | at Virginia Tech     | 1st     |
| 12-0 | vs. UNC Wilmington   | 1st     |
| 12-0 | North Carolina       | 1st     |
| 12-0 | Miami                | 2nd     |
| 12-0 | Robert Morris        | 2nd     |
| 11-0 | vs. Iowa             | 1st     |
| 11-0 | Robert Morris        | 2nd     |
| 10-0 | East Carolina        | 1st     |
| 10-0 | Wake Forest          | 2nd     |
| 10-0 | Virginia Tech        | 1st     |
| 10-0 | vs. Louisville       | 1st/2nd |
| 10-0 | Pitt                 | 1st     |

**COMING UP CLOSE**

- UVA held a lead in each of its 11 losses this season, including double-digit leads in four (West Virginia, Villanova, Syracuse & Virginia Tech).
- Three opposing players (Florida State's Dwayne Bacon, Villanova's Donte DiVincenzo and Virginia Tech's Seth Allen) have made game-winning shots at or near the final buzzer.

**VIRGINIA LEADS IN ITS 11 LOSSES**

| UVA LEAD | DATE           | OPPONENT          | FINAL SCORE  |
|----------|----------------|-------------------|--------------|
| 11       | Dec. 3, 2016   | West Virginia     | L, 66-57     |
| 9        | Dec. 31, 2016  | Florida State     | L, 60-58     |
| 3        | Jan. 4, 2017   | at Pitt           | L, 88-76 OT  |
| 13       | Jan. 29, 2017  | at Villanova      | L, 61-59     |
| 12       | Feb. 4, 2017   | at Syracuse       | L, 66-62     |
| 14       | Feb. 12, 2017  | at Virginia Tech  | L, 80-78 2OT |
| 5        | Feb. 15, 2017  | Duke              | L, 65-55     |
| 3        | Feb. 18, 2017  | at North Carolina | L, 65-41     |
| 9        | Feb. 20, 2017  | Miami             | L, 54-48 OT  |
| 2        | March 9, 2017  | vs. Notre Dame    | L, 71-58     |
| 4        | March 18, 2017 | vs. Florida       | L, 65-39     |

**HOLDING FOES UNDER 50**

- Virginia is 64-2 when holding opponents under 50 points in the Tony Bennett era (9-0 in 2016-17).
- Bennett-coached teams are 89-3 when holding opponents to fewer than 50 points (25-1 in three years at Washington State).
- UVA held four opponents (St. Francis Brooklyn, Yale, Grambling State and Robert Morris) under 40 points this season and is 18-0 under Bennett when limiting foes to 40 or fewer points.

**THE ELECTRIC 70s**

- Virginia is 95-6 when scoring at least 70 points under Tony Bennett and 93-77 when scoring under 70 points.

**LEAVING ITS BENCH(MARK)**

- UVA outscored its opponents 853-437 off the bench this season.
- The Cavaliers averaged 25.1 points off the bench, while opponents averaged 12.9 bench points.
- UVA scored a season-high 61 points off the bench against Grambling State (11/22/16), 28-2 advantage over UNC Wilmington (3/16/17), 23-0 advantage over Pitt (3/8/17) and 20-0 advantage over Providence (11/26/17) off the bench.
- UVA's bench has out-scored its opponents' bench in 25 games.
- Virginia's bench was held to a season-low seven points against North Carolina (2/27/17).

**UVA VS. RANKED OPPONENTS**

- Virginia was 4-6 vs. ranked opponents, including wins against then-No. 6 Louisville, then-No. 14 Notre Dame, then No. 4 Louisville and No. 5 North Carolina.
- UVA defeated multiple top-5 opponents in a season for the first time since 2000-01 (No. 4 Tennessee, No. 3 Duke, No. 2 UNC).
- UVA's 61-53 road win at then-No. 6 Louisville marked the Cavaliers' first top-10 road win since 2002-03 (86-78 vs. No. 8 Maryland).
- UVA is 26-30 against ranked opponents in the Tony Bennett era.
- UVA is 141-326 vs. ranked opponents since 1953-54.
- UVA is 1-29 all-time vs. No. 1-ranked opponents (86-73 win vs. No. 1 North Carolina on Jan. 30, 1986).
- UVA tied a school mark with eight wins vs. ranked foes in 2015-16.

**ACC LEAGUE STATISTICS**

- London Perrantes ranked fifth in assist-to-turnover ratio (2.0), seventh in 3-point field goal percentage (41.7%), eighth in free throw percentage (85.2%) and 20th in scoring (14.9 ppg) in ACC action.
- Isaiah Wilkins ranked fifth in offensive rebounding (2.78 rpg), sixth in blocked shots (1.44 bpg) and 12th in rebounding (6.8 rpg).

**ACC OVERALL STATISTICS**

- London Perrantes ranked sixth in assist-to-turnover ratio (2.21) and ninth in assists (3.76 apg) in the ACC in all games.
- Isaiah Wilkins ranked eighth in blocked shots (1.3 bpg) and 18th in rebounding (6.0 rpg).
- Mamadi Diakite ranked 10th in blocked shots (1.22 bpg).

**ZAY PAVED THE WAY**

- All-ACC Defensive team honoree Isaiah Wilkins led the team in rebounding (6.0 rpg), blocked shots (43) and steals (33), becoming the first Cavalier since Travis Watson in 2002-03 to lead the team in those three categories.
- Wilkins had a career-high 15 points vs. Virginia Tech (2/1/17) and four steals vs. Miami (2/20/17).
- Wilkins tied a school record with 12 consecutive made field goals from Jan. 29-Feb. 1 (Bobby Stokes 1977-78).
- He recorded two double-doubles (13 points, 11 rebounds and career-high tying five blocks vs. Louisville and 10 points, 10 rebounds and four steals vs. Miami).
- He had a career-high five blocked shots vs. Wake Forest (1/8/17) and matched a career best with 13 rebounds at Clemson (1/14/17).
- Wilkins' 44-game consecutive starts streak ended at NC State (2/25/17) due to strep throat.

**HALL OF A PLAYER**

- Redshirt junior Devon Hall enjoyed his best season at UVA, averaging career highs in points (8.4), rebounds (4.4), 3-point percentage (37.2%), free throw percentage (77.6%) and minutes (27.4).
- Hall averaged 10.5 points and 4.9 rebounds during ACC play.
- Hall, who has started 54 consecutive games dating back to last season, tallied a career-high 18 points and matched a career best with nine rebounds at NC State (2/25/17).
- Hall had 17 points and career-high tying nine rebounds vs. Virginia Tech (2/1/17).
- Hall scored 10+ points in 15 games, including 12 ACC games.
- He was named to the All-ACC Academic Team on March 1.

**THIS GUY GOT BUCKETS**

- Kyle Guy's 7.5 points per game average in his rookie season under head coach Tony Bennett ranked higher than former UVA great Malcolm Brogdon (6.7 ppg) and London Perrantes (5.5 ppg).
- Guy scored 10+ points in 11 games and scored a career-high 20 points against Pitt (3/8/17) and Grambling State (11/22/16), 19 points at NC State (2/25/17) and 17 points vs. North Carolina (2/27/17) and Cal (12/21/16).
- Guy shot a team-high 49.5 percent from 3-point range.

**FIRST FOUR-GAME LOSING STREAK SINCE 2010**

- UVA lost four straight games (VT, Duke, UNC & Miami) for the first time since losing eight straight games in 2010.
- UVA's 89 combined points against North Carolina and Miami were the fewest points scored in back-to-back games since 88 in 1962 (42 vs. No. 1 Cincinnati and 46 vs. Ohio State).
- UVA was held to fewer than 50 points in back-to-back games for the first time since 1969 (49 vs. Georgia Tech and 45 vs. Duke).
- The 89 combined points are the fewest points scored in back-to-back games in the Tony Bennett era since 96 in 2013 (52 vs. Wake Forest and 44 vs. Clemson).
- UVA's 144 points against Duke, North Carolina and Miami were its fewest over a three-game span in a season since December 1951.
- UVA shot 35 percent from the field (80-228) and 24 percent (18-75) from 3-point range during the four-game losing streak.

**THERE'S NO PLACE LIKE HOME**

- Virginia is 150-40 (.789), including a 12-4 mark in 2016-17, in 11 seasons at John Paul Jones Arena.
- West Virginia ended UVA's JPY-record, 24-game home winning streak on Dec. 3, 2015.
- The Cavaliers finished undefeated at home (15-0) in 2015-16 for the first time since 1981-82 (12-0).
- UVA is 112-24 (.824), including a 77-9 (.895) mark the past five seasons, at home under head coach Tony Bennett.
- Virginia is 41-4 in ACC home games over the past five seasons.
- UVA has won 11 or more home games for eight straight seasons.

**ACC LEGEND**

- Junior Burrough was honored as Virginia's 2017 ACC Men's Basketball Tournament Legend.
- Burrough was a standout player at UVA from 1992-95. He ranks sixth all-time in scoring with 1,970 points and fourth in rebounding with 929.
- Burrough helped the Cavaliers to three NCAA tournaments and an NIT championship in 1992.

**VIRGINIA PICKED 3RD IN THE ACC**

- UVA was picked to finish third in the ACC preseason poll and finished tied for fifth in the final ACC standings.
- The Cavaliers finished at or higher than their predicted finish in each of the previous eight seasons.
- Duke was the preseason favorite, followed by North Carolina, Virginia, Louisville, Syracuse, NC State, Notre Dame, Florida State, Miami, Virginia Tech, Clemson, Pitt, Wake Forest, Georgia Tech and Boston College.

**CAVALIERS INK MARCO ANTHONY TO NLI**

- Virginia signed guard Marco Anthony (San Antonio, Texas/Holmes High School) to a National Letter of Intent on Nov. 9.
- Anthony, a 6-6, 222-pound guard, averaged 25.5 points, 10.2 rebounds, 3.7 assists and 1.3 steals en route to unanimous first-team all-conference and all-region honors in 2016-17.
- He averaged 20 points, 7.4 rebounds and 2.9 assists en route to unanimous first-team all-conference honors during his junior season.
- He earned unanimous first-team all-conference honors during his sophomore season in 2014-15 after averaging 19.3 points.

**ABOUT THE 2016-17 SCHEDULE**

- Seven of UVA's 2016-17 foes were ranked in the last AP poll (Villanova, North Carolina, Duke, Louisville, West Virginia, Notre Dame and Florida State), while two (Iowa & Virginia Tech) received votes.
- The Cavaliers played 17 games against 2017 NCAA Tournament teams (2-0 vs. Louisville, 1-1 vs. North Carolina, 1-1 vs. Notre Dame, 1-1 vs. Virginia Tech, 1-0 vs. Wake Forest, 1-0 vs. Providence, 1-0 vs. UNC Wilmington, 0-1 vs. Duke, 0-1 vs. Florida State, 0-1 vs. Florida State, 0-1 vs. Miami, 0-1 vs. Villanova and 0-1 vs. West Virginia).
- UVA played six games against 2017 NIT teams (1-0 vs. California, 1-0 vs. Clemson, 1-0 vs. Georgia Tech, 1-0 vs. Iowa, 1-0 vs. UNC Greensboro and 0-1 vs. Syracuse).

**UVA RANKED NO. 24 IN LAST AP POLL**

- UVA ranked No. 24 in the last AP poll.
- UVA has been ranked in 64 consecutive AP polls since Feb. 3, 2014.
- UVA has ranked in the top 15 in 56 of the last 62 polls.
- UVA was ranked in top 10 in the preseason rankings (No. 8/7) for the third straight season, matching a school-best from 1981-83.
- UVA finished in the top 10 (No. 3 in 2014 & No. 6 in 2015 and No. 4 in 2016) in the final AP rankings in three consecutive seasons for the first time since 1981-83.

**UVA RETIRES BROGDON'S NO. 15**

- On Feb. 20, Malcolm Brogdon (15) became the eighth Cavalier to have his number retired, joining Jeff Lamp (3), Barry Parkhill (40), Ralph Sampson (50), Sean Singletary (44), Bryant Stith (20), Wally Walker (41) and Buzzy Wilkinson (14).
- Brogdon ranks first in most UVA wins played career (110) and free throw percentage (87.6%), second in games played (136), fifth in minutes played (4,157), seventh in 3-point field goal percentage (36.5%), eighth in 3-pointers (185) and ninth in points (1,809) and free throws (422).
- In 2015-15, Brogdon became the first player to be named ACC Player of the Year and Defensive Player of the Year in the same season.
- The two-time All-American and three-time All-ACC first-team performer helped Virginia to four NCAA tournaments, two ACC regular-season titles and one ACC Tournament championship.
- Brogdon is averaging 9.9 points and 4.0 assists for the NBA's Milwaukee Bucks.

**RECORD-SETTING THREE-YEAR RUN FOR THE CAVALIERS**

- Virginia posted a school-record 89 wins from 2014-16 (30-7 in 2013-14, 30-4 in 2014-15 and 29-8 in 2015-16).
- The Cavaliers captured two ACC regular-season championships and one ACC Tournament title from 2014-16.
- In 2015-16, UVA advanced to its first NCAA Elite Eight since 1995.
- UVA has earned a pair of No. 1 NCAA Tournament seeds (2014 & 2016) and a No. 2 NCAA Tournament seed (2015).
- UVA was 45-3 at John Paul Jones Arena from 2014-16, and owned the seventh-longest home-winning streak in Division I at 20 games entering the 2016-17 season.
- The Cavaliers led the nation in scoring defense in 2014 and 2015, and finished second in 2016.

**CAVALIERS IN THE NBA**

- Justin Anderson (Philadelphia), Malcolm Brogdon (Milwaukee), Joe Harris (Brooklyn) and Mike Tobey (Charlotte) are former Cavaliers who played in the NBA in 2016-17.
- Harris played his third NBA season (first with Brooklyn), while Anderson finished his second season and Brogdon completed his rookie season.
- Tobey also made his NBA debut in 2016-17, playing two games for Charlotte.
- Former Cavalier Mike Scott played 18 games with Atlanta and is currently a free agent.
- Dallas head coach Rick Carlisle is a Virginia alum who helped the Cavaliers to their last NCAA Final Four in 1984.

**VIRGINIA RECORD BOOK**

**MOST VIRGINIA WINS PLAYED CAREER**

| NO. | NAME                                   | WINS       |
|-----|--|------------|
| 1.  | Malcolm Brogdon (2012-16).....         | 110        |
| 2.  | Ralph Sampson (1980-83).....           | 109        |
|     | Ricky Stokes (1981-84).....            | 109        |
|     | Mike Tobey (2013-16).....              | 109        |
| 5.  | <b>London Perrantes (2014-17).....</b> | <b>108</b> |
|     | Craig Robinson (1980-83).....          | 107        |

**CAREER ASSISTS**

| NO. | NAME                                   | ASSISTS    |
|-----|--|------------|
| 1.  | John Crotty (1988-91).....             | 683        |
| 2.  | Jeff Jones (1979-82).....              | 598        |
| 3.  | Sean Singletary (2005-08).....         | 587        |
| 4.  | <b>London Perrantes (2014-17).....</b> | <b>569</b> |
| 5.  | Donald Hand (1998-01).....             | 529        |

**CAREER 3-POINT PERCENTAGE**

| NO. | NAME                                   | FG-FGA         | FG%         |
|-----|--|----------------|-------------|
| 1.  | Keith Friel (2000-01).....             | 107-254        | .421        |
| 2.  | <b>London Perrantes (2014-17).....</b> | <b>211-516</b> | <b>.409</b> |
| 3.  | Joe Harris (2011-14).....              | 263-646        | .407        |
| 4.  | Todd Billet (2003-04).....             | 156-398        | .392        |
| 5.  | Curtis Staples (1995-98).....          | 413-1079       | .383        |

**CAREER 3-POINTERS**

| NO. | NAME                                   | 3-POINTERS |
|-----|--|------------|
| 1.  | Curtis Staples (1995-98).....          | 413        |
| 2.  | Joe Harris (2011-14).....              | 263        |
| 3.  | Harold Deane (1994-97).....            | 237        |
| 4.  | Sean Singletary (2005-08).....         | 222        |
| 5.  | J.R. Reynolds (2004-07).....           | 221        |
| 6.  | <b>London Perrantes (2014-17).....</b> | <b>211</b> |
| 7.  | Sammy Zeglinski (2008-12).....         | 200        |
| 8.  | Malcolm Brogdon (2012-16).....         | 185        |

**CAREER STARTS**

| NO. | NAME                                   | STARTS     |
|-----|--|------------|
| 1.  | <b>London Perrantes (2014-17).....</b> | <b>134</b> |
| 2.  | Joe Harris (2011-14).....              | 128        |
|     | Ralph Sampson (1980-83).....           | 128        |
|     | Bryant Stith (1989-92).....            | 128        |
| 5.  | Ted Jeffries (1990-93).....            | 127        |

**CAREER GAMES**

| NO. | NAME                                   | GAMES      |
|-----|--|------------|
| 1.  | <b>London Perrantes (2014-17).....</b> | <b>138</b> |
|     | Mike Tobey (2013-16).....              | 138        |
| 3.  | Malcolm Brogdon (2012-16).....         | 136        |
| 4.  | Joe Harris (2011-14).....              | 135        |

**CAREER POINTS**

| NO. | NAME                                   | POINTS       |
|-----|--|--------------|
| 1.  | Bryant Stith (1989-92).....            | 2,516        |
| 2.  | Jeff Lamp (1978-81).....               | 2,317        |
| 3.  | Buzzy Wilkinson (1953-55).....         | 2,233        |
| 4.  | Ralph Sampson (1980-83).....           | 2,228        |
| 5.  | Sean Singletary (2005-08).....         | 2,079        |
| 31. | Tom Sheehy (1984-87).....              | 1,241        |
| 32. | Roger Mason, Jr. (2000-02).....        | 1,231        |
| 33. | <b>London Perrantes (2014-17).....</b> | <b>1,225</b> |
| 34. | Anthony Gill (2014-16).....            | 1,222        |
| 35. | Kenny Turner (1988-91).....            | 1,220        |
| 36. | Jim Miller (1982-85).....              | 1,218        |

## ASSOCIATED PRESS

### ASSOCIATED PRESS (Monday, March 13)

|    |                       |              |              |
|----|-----------------------|--------------|--------------|
| 1  | <b>Villanova (59)</b> | <b>31-3</b>  | <b>1,619</b> |
| 2  | Gonzaga (6)           | 32-1         | 1,520        |
| 3  | Kansas                | 28-4         | 1,479        |
| 4  | Arizona               | 30-4         | 1,427        |
| 5  | Kentucky              | 29-5         | 1,276        |
| 6  | <b>North Carolina</b> | <b>27-7</b>  | <b>1,256</b> |
| 7  | <b>Duke</b>           | <b>27-8</b>  | <b>1,251</b> |
| 8  | UCLA                  | 29-4         | 1,208        |
| 9  | Oregon                | 29-5         | 1,196        |
| 10 | <b>Louisville</b>     | <b>24-8</b>  | <b>983</b>   |
| 11 | SMU                   | 30-4         | 953          |
| 12 | Baylor                | 25-7         | 861          |
| 13 | <b>West Virginia</b>  | <b>26-8</b>  | <b>844</b>   |
| 14 | <b>Notre Dame</b>     | <b>25-9</b>  | <b>684</b>   |
| 15 | Purdue                | 25-7         | 654          |
| 16 | <b>Florida State</b>  | <b>25-8</b>  | <b>570</b>   |
| 17 | Iowa State            | 23-10        | 562          |
| 18 | Cincinnati            | 29-5         | 522          |
| 19 | Wichita State         | 30-4         | 438          |
| 20 | Florida               | 24-8         | 390          |
| 21 | Butler                | 23-8         | 361          |
| 22 | Saint Mary's          | 28-4         | 305          |
| 23 | Michigan              | 24-11        | 254          |
| 24 | <b>Virginia</b>       | <b>22-10</b> | <b>240</b>   |
| 25 | Wisconsin             | 25-9         | 153          |

Others receiving votes: Middle Tennessee 37, Minnesota 20, Rhode Island 13, Creighton 11, Oklahoma State 8, Iowa 8, Nevada 5, Princeton 5, Vermont 4, Virginia Tech 3, Seton Hall 2, VCU 1, Arkansas 1, Northwestern 1, USC 3, Dayton 1, South Carolina 1, Arkansas 1

## USA TODAY

### ASSOCIATED PRESS (Monday, April 3)

|    |                            |              |            |
|----|----------------------------|--------------|------------|
| 1  | <b>North Carolina (31)</b> | <b>33-7</b>  | <b>775</b> |
| 2  | Gonzaga                    | 37-2         | 744        |
| 3  | Oregon                     | 33-6         | 695        |
| 4  | Kansas                     | 31-5         | 653        |
| 5  | Kentucky                   | 32-6         | 627        |
| 6  | South Carolina             | 26-11        | 561        |
| 7  | Arizona                    | 32-5         | 548        |
| 8  | Villanova                  | 32-4         | 498        |
| 9  | UCLA                       | 31-5         | 492        |
| 10 | <b>Florida</b>             | <b>27-9</b>  | <b>468</b> |
| 11 | <b>West Virginia</b>       | <b>28-9</b>  | <b>445</b> |
| 12 | Baylor                     | 27-8         | 352        |
| 13 | <b>Duke</b>                | <b>28-9</b>  | <b>348</b> |
| 14 | <b>Louisville</b>          | <b>25-9</b>  | <b>347</b> |
| 15 | Purdue                     | 27-8         | 319        |
| 16 | Wisconsin                  | 27-10        | 289        |
| 17 | Michigan                   | 26-12        | 278        |
| 18 | Xavier                     | 24-14        | 276        |
| 19 | Butler                     | 25-9         | 229        |
| 20 | <b>Notre Dame</b>          | <b>26-10</b> | <b>199</b> |
| 21 | Wichita State              | 31-5         | 162        |
| 22 | Cincinnati                 | 30-6         | 140        |
| 23 | SMU                        | 30-5         | 128        |
| 24 | <b>Florida State</b>       | <b>26-9</b>  | <b>127</b> |
| 25 | Iowa State                 | 24-11        | 106        |

Others receiving votes: Saint Mary's 80, Virginia 56, Usc 31, Middle Tennessee 25, Arkansas 22, Rhode Island 15, Northwestern 12, Michigan State 8, Oklahoma State 6, Dayton 6, Maryland 3, VCU 3, TCU 2

## VIRGINIA IN THE NATIONAL POLLS

| Date      | Associated Press | USA Today Coaches |
|-----------|------------------|-------------------|
| Preseason | 8                | 7                 |
| Nov. 14   | 8                | 7                 |
| Nov. 21   | 7                | 6                 |
| Nov. 28   | 6                | 6                 |
| Dec. 5    | 14               | 12                |
| Dec. 12   | 13               | 12                |
| Dec. 19   | 12               | 12                |
| Dec. 26   | 12               | 11                |
| Jan. 2    | 11               | 12                |
| Jan. 9    | 19               | 18                |
| Jan. 16   | 16               | 16                |
| Jan. 23   | 12               | 13                |
| Jan. 30   | 9                | 11                |
| Feb. 6    | 12               | 13                |
| Feb. 13   | 14               | 15                |
| Feb. 20   | 18               | 19                |
| Feb. 27   | 23               | 23                |
| March 6   | 21               | 21                |
| March 13  | 24 (Final)       | 23                |
| April 3   | --               | RV (Final)        |

## 2016-17 HONORS/AWARDS

| PLAYER.....            | HONOR/AWARD                          |
|------------------------|--------------------------------------|
| London Perrantes ..... | MVP, Emerald Coast Classic           |
| London Perrantes ....  | Emerald Coast Classic All-Tournament |
| London Perrantes ..... | All-ACC Second Team                  |
| London Perrantes ..... | USBWA All-District 3                 |
| London Perrantes ..... | NABC All-District 2 Second Team      |
| London Perrantes ..... | Reese's College All-Star Game        |
| Isaiah Wilkins .....   | Emerald Coast Classic All-Tournament |
| Isaiah Wilkins .....   | All-ACC Defensive Team               |
| Devon Hall.....        | All-ACC Academic Team                |

### 2016-17 UNIVERSITY OF VIRGINIA CAVALIERS

| No. | Name                 | Pos. | Ht.  | Wt. | Yr.   | Hometown/High School [Previous College]         |
|-----|----------------------|------|------|-----|-------|---|
| 0   | Devon Hall **        | G    | 6-5  | 207 | R-Jr. | Virginia Beach, Va./Cape Henry Collegiate       |
| 2   | Justice Bartley *    | G    | 6-5  | 212 | So.   | Lilburn, Ga./Montrose Christian School (Md.)    |
| 4   | Marial Shayok **     | G    | 6-5  | 196 | Jr.   | Ottawa, Canada/Blair Academy (N.J.)             |
| 5   | Kyle Guy             | G    | 6-3  | 165 | Fr.   | Indianapolis, Ind./Lawrence Central             |
| 10  | Trevon Gross Jr.     | G    | 6-3  | 206 | So.   | Jackson, N.J./St.Benedict's Prep                |
| 11  | Ty Jerome            | G    | 6-5  | 192 | Fr.   | New Rochelle, N.Y./Iona Prep                    |
| 12  | De'Andre Hunter      | G    | 6-7  | 212 | Fr.   | Philadelphia, Pa./Friends' Central School       |
| 21  | Isaiah Wilkins **    | F    | 6-7  | 225 | Jr.   | Lilburn, Ga./Greater Atlanta Christian          |
| 25  | Mamadi Diakite       | F    | 6-9  | 214 | R-Fr. | Conakry, Guinea, Africa/Blue Ridge School (Va.) |
| 30  | Jay Huff             | F    | 6-11 | 215 | Fr.   | Durham, N.Y./Voyager Academy                    |
| 31  | Jarred Reuter *      | F    | 6-7  | 245 | So.   | Marion, Mass./Brewster Academy (N.H.)           |
| 32  | London Perrantes *** | G    | 6-2  | 197 | Sr.   | Los Angeles, Calif./Crespi Carmelite            |
| 33  | Jack Salt *          | C    | 6-11 | 247 | R-So. | Auckland, New Zealand/Westlake                  |
| 51  | Darius Thompson *    | G    | 6-4  | 196 | R-Jr. | Murfreesboro, Tenn./Blackman [Tennessee]        |

\* - Letters earned

**Head Coach:** Tony Bennett (Green Bay '92/eighth season)

**Associate Head Coach:** Ron Sanchez (SUNY-Oneonta '97/eighth season)

**Assistant Coach:** Jason Williford (Virginia '95/seventh season)

**Assistant Coach:** Brad Soderberg (UW-Stevens Point '85/second season)

**Director of Recruiting/Player Development:** Orlando Vandross (American International College '92/second season)

**Director of Scouting/Recruiting:** Larry Mangino (Montclair State '83 /first season)

**Technology Assistant:** Johnny Carpenter (Virginia '13/second season)

**Associate Athletics Director for Men's Basketball:** Ronnie Wideman (Washington State '06/eighth season)

**Strength and Conditioning Coach:** Mike Curtis (Virginia '98/eighth season)

**Athletic Trainer:** Ethan Saliba (Kansas '79/34th season)

# NCAA TOURNAMENT SUPERLATIVES

## VIRGINIA HIGHS

**Points** ..... 104 vs. Middle Tennessee (1989)  
**Margin of Victory** ..... 36 vs. Hampton (2016)  
**Field Goals Made** ..... 36 vs. Boston College (1983) [36-72]  
**Field Goals Attempted** ..... 74 vs. Arizona (1994) [23-74]  
**Field Goal Pct.** ..... 63.4% vs. NC State (1983) [26-41]  
**3-Point FG Made** ..... 12 vs. Hampton (2016) [12-25]  
**3-Point FG Attempted** ..... 28 vs. Arizona (1994) [9-28]  
**3-Point FG Pct.** ..... 75% vs. Wyoming (1987) [3-4]  
*(min. 10 3FGA)* ..... 70, 2x, last vs. Middle Tennessee (1989) [7-10]  
**Free Throws Made** ..... 50 vs. LSU (1981) [34-38]  
**Free Throws Attempted** ..... 42 vs. Nicholls State (1995) [32-42]  
**Free Throw Pct. (min. 10 FTA)** ..... 90.9% vs. DePaul (1976) [10-11]  
**Offensive Rebounds** ..... 18, 4x, last vs. Mich. St. (2015)  
**Rebounds** ..... 50 vs. Boston College (1983)  
**Rebound Margin** ..... +16, 2x last vs. Albany (2007) [41-25]  
**Personal Fouls** ..... 27, 2x last vs. Boston College (1983)  
**Disqualifications** ..... 3 vs. Boston College (1983)  
**Assists** ..... 26 vs. Iowa State (2016)  
**Turnovers** ..... 21 vs. Cincinnati (1993)  
**Blocked Shots** ..... 8, 2x vs. Syracuse (2016)  
**Steals** ..... 12 vs. Nicholls State (1995)  
**Overtime Periods** ..... 1, 3x last vs. Miami (Ohio) (1995)

## OPPONENT HIGHS

**Points** ..... 102, Michigan (1989)  
**Margin of Victory** ..... 37, Michigan (1989)  
**Field Goals Made** ..... 41, Michigan (1989) [41-70]  
**Field Goals Attempted** ..... 78, Boston College (1983) [34-78]  
**Field Goal Pct.** ..... 58.6%, Michigan (1989) [41-70]  
**3-Point FG Made** ..... 11, 2x last by Tennessee (2007) [11-26]  
**3-Point FG Attempted** ..... 26, 2x last by Tennessee (2007) [11-26]  
**3-Point FG Pct.** ..... 55%, Michigan (1989) [11-20]  
**Free Throws Made** ..... 28, North Carolina (1981) [28-37]  
**Free Throws Attempted** ..... 37, North Carolina (1981) [28-37]  
**Free Throw Pct. (min. 10 FTA)** ..... 91.7%, Manhattan (1993) [11-12]  
**Free Throw Pct. (under 10 FTA)** ..... 100%, Indiana (1984) [6-6]  
**Offensive Rebounds** ..... 24, Cincinnati (1993)  
**Rebounds** ..... 48, Cincinnati (1993)  
**Rebound Margin** ..... +16, 2x last by Florida (2012) [39-23]  
**Personal Fouls** ..... 34, Syracuse (1984)  
**Disqualifications** ..... 5, Syracuse (1984)  
**Assists** ..... 23, Michigan (1989)  
**Turnovers** ..... 22, Nicholls State (1995)  
**Blocked Shots** ..... 13, Brigham Young (1991)  
**Steals** ..... 13, Arkansas (1984)

## VIRGINIA INDIVIDUAL HIGHS

**Points** ..... 33, Richard Morgan vs. Providence (1989)  
 33, Richard Morgan vs. Middle Tennessee (1989)  
**Rebounds** ..... 21, Ralph Sampson vs. UAB (1982)  
**Offensive Rebounds** ..... 8, Junior Burrough vs. Arkansas (1995)  
**FG Made** ..... 11, 5x last by Mason, Jr. vs. Gonzaga (2001) [11-19]  
**FG Attempted** ..... 22, 3x last by Burrough vs. Arizona (1994) [9-22]  
**FG Pct. (Min 10 FGA)** ..... 90%, John Crotty vs. Providence (1989) [9-10]  
**FG Pct. (Min 10 FGM)** ..... 76.9%, Crotty vs. Middle Tenn. (1989) [10-13]  
**Best Perfect FG Game** ..... 9-9, Jeff Jones vs. UAB (1982)  
**3-Point FG Made** ..... 6, London Perrantes vs. Syracuse (2016) [6-10]  
**3-Point FG Attempted** ..... 12, Staples vs. Nicholls State (1995) [3-12]  
**3-Point FG Pct.** ..... 83.3%, Richard Morgan vs. Middle Tenn. (1989) [5-6]  
**Best Perfect 3FG Game** ..... 4-4, John Crotty vs. Providence (1989)  
**FT Made** ..... 12, Bryant Stith vs. Middle Tennessee (1989) [12-12]  
 12, Harold Deane vs. Nicholls State (1995) [12-14]  
**FT Attempted** ..... 14, Harold Deane vs. Nicholls State (1995) [12-14]  
**FT Pct. (min. 10 FTA)** ..... 100%, Stith vs. Middle Tenn. (1989) [12-12]  
**Best Perfect FT Game** ..... 12-12, Stith vs. Middle Tenn. (1989)  
**Assists** ..... 14, John Crotty vs. Middle Tennessee (1989)  
**Turnovers** ..... 7, Harold Deane vs. Nicholls State (1995)  
**Blocked Shots** ..... 4, Ralph Sampson, 5x last vs. NC State (1983)  
**Steals** ..... 5, Othell Wilson vs. Washington State (1983)  
 5, Harold Deane vs. Nicholls State (1995)  
**Minutes** ..... 45, Othell Wilson vs. Houston (1984)

## VIRGINIA LOWS

**Points** ..... 39 vs. Florida (2017)  
**Margin of Victory** ..... 1 vs. Iona (1984)  
**Field Goals Made** ..... 16 vs. Florida (2017) [16-57]  
**Field Goals Attempted** ..... 38 vs. Washington State (1983) [19-38]  
**Field Goal Pct.** ..... 27.7% vs. Brigham Young (1991) [18-65]  
**3-Point FG Made** ..... 1, 2x last vs. Florida (2017) [1-15]  
**3-Point FG Attempted** ..... 4 vs. Wyoming (1987) [3-4]  
**3-Point FG Pct.** ..... 6.7%, 2x last vs. Florida (2017) [1-15]  
*(min. 10 3FGA)* ..... 6.7%, 2x last vs. Florida (2017) [1-15]  
**Free Throws Made** ..... 3, 2x last vs. Arizona (1994) [3-6]  
**Free Throws Attempted** ..... 6, 2x last vs. Arizona (1994) [3-6]  
**Free Throw Pct. (min. 10 FTA)** ..... 38.1% vs. Tennessee (1982) [8-21]  
**Offensive Rebounds** ..... 0 vs. Coastal Carolina (2014)  
**Rebounds** ..... 21 vs. Arkansas (1984)  
**Rebound Margin** ..... -16, 2x last vs. Florida (2012) [23-39]  
**Personal Fouls** ..... 10, 2x last vs. Oklahoma (1989)  
**Disqualifications** ..... 0 - many times  
**Assists** ..... 5, 2x last vs. Tennessee (2007)  
**Turnovers** ..... 5 vs. Michigan State (2015)  
**Blocked Shots** ..... 0, 5x  
**Steals** ..... 0 vs. Arkansas (1995)  
**Overtime Periods** ..... 1, 3x last vs. Miami (Ohio) (1995)

## OPPONENT LOWS

**Points** ..... 45, Hampton (2016)  
**Margin of Victory** ..... 1, NC State (1983)  
**Field Goals Made** ..... 17, 2x, last by Hampton (2016) [17-56]  
**Field Goals Attempted** ..... 37, Brigham Young (1991) [19-37]  
**Field Goal Pct.** ..... 30.4%, Hampton (2016) [17-56]  
**3-Point FG Made** ..... 2, 3x last by Kansas (1995) [2-21]  
**3-Point FG Attempted** ..... 4, Notre Dame (1990) [2-4]  
**3-Point FG Pct.** ..... 9.5%, Kansas (1995) [2-21]  
**Free Throws Made** ..... 2, Tennessee (1981) [2-4]  
**Free Throws Attempted** ..... 4, Tennessee (1981) [2-4]  
**Free Throw Pct. (min. 10 FTA)** ..... 42.9%, Memphis (2014) [9-21]  
**Free Throw Pct. (under 10 FTA)** ..... 50%, Tennessee (1981) [2-4]  
**Offensive Rebounds** ..... 2, Iowa State (2016)  
**Rebounds** ..... 19, Tennessee (1981)  
**Rebound Margin** ..... -16, 2x last by Florida (2012) [39-23]  
**Personal Fouls** ..... 10, 3x last by Florida (2012) [39-23]  
**Disqualifications** ..... 0 - many times  
**Assists** ..... 4, Hampton (2016)  
**Turnovers** ..... 6, 4x last by Michigan State (2015)  
**Blocked Shots** ..... 0, 8x last by Hampton (2016)  
**Steals** ..... 1, 4x last by Hampton (2016)

## OPPONENT INDIVIDUAL HIGHS

**Points** ..... 39, Al Wood, North Carolina (1981)  
**Rebounds** ..... 15, Kerry Hammonds, Middle Tennessee (1989)  
**Offensive Rebounds** ..... 6, Keith Bullock, Manhattan (1993)  
**FG Made** ..... 14, Al Wood, North Carolina (1981) [14-19]  
**FG Attempted** ..... 22, Michael Adams, Boston College (1983) [7-22]  
**FG Pct. (Min 10 FGA)** ..... 81.3%, Glen Rice, Michigan (1989) [13-16]  
**FG Pct. (Min 10 FGM)** ..... 81.3%, Glen Rice, Michigan (1989) [13-16]  
**Best Perfect FG Game** ..... 6-6, Patric Young, Florida (2012)  
**3-Point FG Made** ..... 7, Sean Higgins, Michigan (1989) [7-10]  
**3-Point FG Attempted** ..... 11, Nick Van Exel, Cincinnati (1993) [3-11]  
**3-Point FG Pct. (Min 5 3FGA)** ..... 80%, Glen Rice, Michigan (1989) [4-5]  
**Best Perfect 3FG Game** ..... 4-4, Andrew Chrabascz, Butler (2016) [4-4]  
**FT Made** ..... 11, Al Wood, North Carolina (1981) [11-13]  
**FT Attempted** ..... 13, Al Wood, North Carolina (1981) [11-13]  
 13, Khalid Reeves, Arizona (1994) [10-13]  
**FT Pct. (min. 10 FTA)** ..... 90%, Tom Garris, Boston College (1983) [9-10]  
 90%, Chris Lofton, Tennessee (2007) [9-10]  
**Best Perfect FT Game** ..... 7-7, Oliver Robinson, UAB (1982)  
**Assists** ..... 11, Nick Van Exel, Cincinnati (1993)  
**Turnovers** ..... 8, Akeem Olajuwon, Houston (1984)  
**Blocked Shots** ..... 10, Shawn Bradley, Brigham Young (1991)  
**Steals** ..... 8, Alvin Robertson, Arkansas (1984)  
**Minutes** ..... 45, 6x

# VIRGINIA'S 2016-17 RECORD WHEN..

|   | All  | ACC  |
|---|------|------|
| <b>Leading at the half:</b>             | 18-6 | 8-4  |
| <b>Trailing at the half:</b>            | 3-5  | 2-3  |
| <b>Tied at the half:</b>                | 2-0  | 1-0  |
| <b>Playing Overtime</b>                 | 0-3  | 0-3  |
| <b>Shooting 50% or better</b>           | 10-1 | 3-0  |
| <b>Shooting between 40-49.9%</b>        | 10-5 | 7-4  |
| <b>Shooting less than 40%</b>           | 3-5  | 1-3  |
| <b>Opponents shoot 50% or better</b>    | 2-3  | 1-2  |
| <b>Opponents shoot less than 50%</b>    | 21-8 | 10-5 |
| <b>UVA outrebounds its opponent</b>     | 17-3 | 8-2  |
| <b>Opponent outrebounds UVA</b>         | 5-7  | 3-5  |
| <b>Teams are tied in rebounds</b>       | 1-1  | 0-0  |
| <b>UVA has 10 or more steals</b>        | 2-0  | 1-0  |
| <b>UVA shoots 70% FT or better</b>      | 15-4 | 6-2  |
| <b>UVA shoots less than 70% FT</b>      | 7-7  | 4-5  |
| <b>Scoring less than 50 points</b>      | 0-3  | 0-2  |
| <b>Scoring 50-59 points</b>             | 2-5  | 1-2  |
| <b>Scoring 60-69 points</b>             | 6-1  | 3-1  |
| <b>Scoring 70-79 points</b>             | 14-2 | 7-2  |
| <b>Scoring 80-89 points</b>             | 0-0  | 0-0  |
| <b>Scoring more than 90 points</b>      | 1-0  | 0-0  |
| <b>Allowing fewer than 50 points</b>    | 9-0  | 4-0  |
| <b>Allowing 30-39 points</b>            | 4-0  | 0-0  |
| <b>Allowing 40-49 points</b>            | 5-0  | 4-0  |
| <b>Allowing 50-59 points</b>            | 9-1  | 5-1  |
| <b>Allowing 60-69 points</b>            | 3-7  | 1-4  |
| <b>Allowing 70-79 points</b>            | 2-1  | 1-0  |
| <b>Allowing 80-89 points</b>            | 0-2  | 0-2  |
| <b>Allowing 90 or more points</b>       | 0-0  | 0-0  |
| <b>Playing in John Paul Jones Arena</b> | 12-4 | 6-3  |
| <b>Playing on the road</b>              | 7-5  | 5-4  |
| <b>Playing on a neutral court</b>       | 4-2  | 0-0  |
| <b>Game decided by 1-4 points</b>       | 3-4  | 1-3  |
| <b>Game decided by 5-10 points</b>      | 3-4  | 2-3  |
| <b>Game decided by 11+ points</b>       | 17-3 | 8-1  |
| <b>Playing at night</b>                 | 16-7 | 7-5  |
| <b>Playing in the afternoon</b>         | 7-4  | 4-2  |
| <b>Playing on Monday</b>                | 2-1  | 2-1  |
| <b>Playing on Tuesday</b>               | 4-0  | 1-0  |
| <b>Playing on Wednesday</b>             | 6-2  | 3-2  |
| <b>Playing on Thursday</b>              | 1-1  | 0-0  |
| <b>Playing on Friday</b>                | 2-0  | 0-0  |
| <b>Playing on Saturday</b>              | 6-6  | 4-3  |
| <b>Playing on Sunday</b>                | 2-1  | 1-1  |
| <b>Playing in November</b>              | 7-0  | 0-0  |
| <b>Playing in December</b>              | 4-2  | 1-1  |
| <b>Playing in January</b>               | 5-2  | 5-1  |
| <b>Playing in February</b>              | 4-5  | 4-5  |
| <b>Playing in March</b>                 | 3-2  | 1-0  |

# VIRGINIA ALL-TIME IN THE NCAA TOURNAMENT

| Date    | Seed | Region (Site) - Round                               | Opponent (Seed)         | Score        |
|---------|------|---|-------------------------|--------------|
| 3/13/76 | --   | East (Charlotte, N.C.) - 1st Round                  | DePaul (--)             | L 69-60      |
| 3/13/81 | 1    | East (Charlotte, N.C.) - 2nd Round                  | Villanova (9)           | W 54-50      |
| 3/19/81 |      | East (Atlanta, Ga.) - Regional Semifinal            | Tennessee (4)           | W 62-48      |
| 3/21/81 |      | East (Atlanta, Ga.) - Regional Final                | Brigham Young (6)       | W 74-60      |
| 3/28/81 |      | Final Four (Philadelphia, Pa.) - National Semifinal | North Carolina (2-West) | L 78-65      |
| 3/30/81 |      | Final Four (Philadelphia, Pa.) - Third Place Game   | LSU (1-Midwest)         | W 78-74      |
| 3/14/82 | 1    | Midwest (Indianapolis, Ind.) - 2nd Round            | Tennessee (9)           | W 54-51      |
| 3/18/82 |      | Midwest (Birmingham, Ala.) - Regional Semifinal     | UAB (4)                 | L 68-66      |
| 3/19/83 | 1    | West (Boise, Idaho) - 2nd Round                     | Washington State (8)    | W 54-49      |
| 3/24/83 |      | West (Ogden, Utah) - Regional Semifinal             | Boston College (4)      | W 95-92      |
| 3/26/83 |      | West (Ogden, Utah) - Regional Final                 | NC State (6)            | L 63-62      |
| 3/16/84 | 7    | East (East Rutherford, N.J.) - 1st Round            | Iona (10)               | W 58-57      |
| 3/18/84 |      | East (East Rutherford, N.J.) - 2nd Round            | Arkansas (2)            | W 53-51 (ot) |
| 3/22/84 |      | East (Atlanta, Ga.) - Regional Semifinal            | Syracuse (3)            | W 63-55      |
| 3/24/84 |      | East (Atlanta, Ga.) - Regional Final                | Indiana (4)             | W 50-48      |
| 3/31/84 |      | Final Four (Seattle, Wash.) - National Semifinal    | Houston (2-Midwest)     | L 49-47 (ot) |
| 3/13/86 | 5    | East (Greensboro, N.C.) - 1st Round                 | DePaul (12)             | L 72-68      |
| 3/12/87 | 5    | West (Salt Lake City, Utah) - 1st Round             | Wyoming (12)            | L 64-60      |
| 3/16/89 | 5    | Southeast (Nashville, Tenn.) - 1st Round            | Providence (12)         | W 100-97     |
| 3/18/89 |      | Southeast (Nashville, Tenn.) - 2nd Round            | Middle Tennessee (13)   | W 104-88     |
| 3/23/89 |      | Southeast (Lexington, Ky.) - Regional Semifinal     | Oklahoma (1)            | W 86-80      |
| 3/25/89 |      | Southeast (Lexington, Ky.) - Regional Final         | Michigan (3)            | L 102-65     |
| 3/16/90 | 7    | Southeast (Richmond, Va.) - 1st Round               | Notre Dame (10)         | W 75-67      |
| 3/18/90 |      | Southeast (Richmond, Va.) - 2nd Round               | Syracuse (2)            | L 63-61      |
| 3/14/91 | 7    | West (Salt Lake City, Utah) - 1st Round             | Brigham Young (10)      | L 61-48      |
| 3/19/93 | 6    | East (Syracuse, N.Y.) - 1st Round                   | Manhattan (11)          | W 78-66      |
| 3/21/93 |      | East (Syracuse, N.Y.) - 2nd Round                   | Massachusetts (3)       | W 71-56      |
| 3/26/93 |      | East (East Rutherford, N.J.) - Regional Semifinal   | Cincinnati (2)          | L 71-54      |
| 3/18/94 | 7    | West (Sacramento, Calif.) - 1st Round               | New Mexico (10)         | W 57-54      |
| 3/20/94 |      | West (Sacramento, Calif.) - 2nd Round               | Arizona (2)             | L 71-58      |
| 3/16/95 | 4    | Midwest (Dayton, Ohio) - 1st Round                  | Nicholls State (13)     | W 96-72      |
| 3/18/95 |      | Midwest (Dayton, Ohio) - 2nd Round                  | Miami (Ohio) (12)       | W 60-54 (ot) |
| 3/24/95 |      | Midwest (Kansas City, Mo.) - Regional Semifinal     | Kansas (1)              | W 67-58      |
| 3/26/95 |      | Midwest (Kansas City, Mo.) - Regional Final         | Arkansas (2)            | L 68-61      |
| 3/13/97 | 9    | West (Salt Lake City, Utah) - 1st Round             | Iowa (8)                | L 73-60      |
| 3/16/01 | 5    | South (Memphis, Tenn.) - 1st Round                  | Gonzaga (12)            | L 86-85      |
| 3/16/07 | 4    | South (Columbus, Ohio) - 1st Round                  | Albany (13)             | W 84-57      |
| 3/18/07 |      | South (Columbus, Ohio) - 2nd Round                  | Tennessee (5)           | L 77-74      |
| 3/16/12 | 10   | West (Omaha, Neb.) - 2nd Round                      | Florida (7)             | L 71-45      |
| 3/21/14 | 1    | East (Raleigh, N.C.) - 2nd Round                    | Coastal Carolina (16)   | W 70-59      |
| 3/23/14 |      | East (Raleigh, N.C.) - 3rd Round                    | Memphis (8)             | W 78-60      |
| 3/28/14 |      | East (New York, N.Y.) - Regional Semifinal          | Michigan State (4)      | L 61-59      |
| 3/20/15 | 2    | East (Charlotte, N.C.) - 2nd Round                  | Belmont (15)            | W 79-67      |
| 3/21/15 |      | East (Charlotte, N.C.) - 3rd Round                  | Michigan State (7)      | L 60-54      |
| 3/17/16 | 1    | Midwest (Raleigh, N.C.) - 1st Round                 | Hampton (16)            | W 81-45      |
| 3/19/16 |      | Midwest (Raleigh, N.C.) - 2nd Round                 | Butler (9)              | W 77-69      |
| 3/25/16 |      | Midwest (Chicago, Ill.) - Regional Semifinal        | Iowa State (4)          | W 84-71      |
| 3/27/16 |      | Midwest (Chicago, Ill.) - Regional Final            | Syracuse (10)           | L 68-62      |
| 3/16/17 | 5    | East (Orlando, Fla.) - 1st Round                    | UNC Wilmington (12)     | W 76-71      |
| 3/18/17 |      | East (Orlando, Fla.) - 2nd Final                    | Florida (4)             | L 65-39      |

Total: 29-21

## NCAA TOURNAMENT HISTORY

### Virginia By Region

| Region         | Record (Pct.)       | Rd.32       | Rd.32      | Reg. SF    | Reg. Final | Final Four |
|----------------|---------------------|-------------|------------|------------|------------|------------|
| East           | 13-5 (.722)         | 5-2         | 4-1        | 2-2        | 2-0        |            |
| Midwest        | 1-1 (.500)          | 0-0         | 1-0        | 0-1        | 0-0        |            |
| <b>Midwest</b> | <b>6-3 (.667)</b>   | <b>2-0</b>  | <b>2-1</b> | <b>2-0</b> | <b>0-2</b> |            |
| South          | 1-2 (.333)          | 1-1         | 0-1        | 0-0        | 0-0        |            |
| Southeast      | 4-2 (.667)          | 2-0         | 1-1        | 1-0        | 0-1        |            |
| West           | 3-6 (.333)          | 1-4         | 1-1        | 1-0        | 0-1        |            |
| Final Four     | 1-2 (.333)          |             |            |            |            | 1-2        |
| <b>Overall</b> | <b>29-21 (.580)</b> | <b>11-7</b> | <b>9-5</b> | <b>6-3</b> | <b>2-4</b> | <b>1-2</b> |

### Virginia By Seed

| Seed   | Record (Pct.) | Seed              | Record (Pct.)       |
|--------|---------------|-------------------|---------------------|
| 1..... | 12-5 (.706)   | 7.....            | 6-4 (.600)          |
| 2..... | 1-1 (.500)    | 9.....            | 0-1 (.000)          |
| 4..... | 4-2 (.667)    | 10.....           | 0-1 (.000)          |
| 5..... | 4-5 (.444)    | Unseeded.....     | 0-1 (.000)          |
| 6..... | 2-1 (.667)    | <b>Total.....</b> | <b>29-21 (.580)</b> |

## VIRGINIA ALL-TIME VS.

### UNC WILMINGTON

Overall: 4-0

Home: 3-0 (1-0 John Paul Jones Arena)

Neutral: 1-0 (1-0 NCAA Tournament)

| Date     | W/L    | Result | Location        |
|----------|--------|--------|-----------------|
| 12-17-84 | W      | 87-42  | Charlottesville |
| 12-3-87  | W      | 87-51  | Charlottesville |
| 1-18-10  | W      | 69-67  | Charlottesville |
| 3-16-12  | NCAA W | 76-71  | Orlando, Fla.   |

### FLORIDA

Overall: 1-2

Neutral: 1-2 (0-2 NCAA Tournament, 1-0 NIT)

| Date    | W/L    | Result | Location       |
|---------|--------|--------|----------------|
| 3-30-92 | NIT W  | 62-56  | New York, N.Y. |
| 3-16-12 | NCAA L | 71-45  | Omaha, Neb.    |
| 3-18-17 | NCAA L | 65-39  | Orlando, Fla.  |

## UVA PLAYERS IN THE NCAA TOURNAMENT

| Player           | G  | Points | Rebounds | Assists |
|------------------|----|--------|----------|---------|
| London Perrantes | 11 | 10.5   | 2.6      | 3.3     |
| Darius Thompson* | 9  | 4.4    | 1.4      | 1.4     |
| Marial Shayok    | 8  | 8.6    | 2.4      | 0.8     |
| Isaiah Wilkins   | 6  | 3.3    | 3.2      | 1.5     |
| Devon Hall       | 6  | 2.8    | 3.7      | 3.0     |
| Jack Salt        | 4  | 3.5    | 3.0      | 0.0     |
| Jarred Reuter    | 3  | 1.0    | 0.0      | 0.3     |
| Mamadi Diakite   | 2  | 4.5    | 4.0      | 0.0     |
| Kyle Guy         | 2  | 2.5    | 2.0      | 0.5     |
| Ty Jerome        | 2  | 2.5    | 3.5      | 0.5     |

\*Includes three games at Tennessee

## UVA TOP-10 IN NCAA TOURNAMENT

### Scoring

- Richard Morgan vs. Providence (1989) .....33
- Richard Morgan vs. Middle Tennessee (1989).....33
- Bryant Stith vs. Syracuse (1990).....30
- Roger Mason, Jr. vs. Gonzaga (2001).....30
- Bryant Stith vs. Oklahoma (1989) .....28
- John Crotty vs. Notre Dame (1990).....28
- Junior Burrough vs. Miami (Ohio) (1994) .....28
- J.R. Reynolds vs. Albany (2007) .....28
- Cory Alexander vs. Manhattan (1993) .....27
- Bryant Stith vs. Middle Tennessee (1989).....26
- J.R. Reynolds vs. Tennessee (2007) .....26

### Rebounding

- Ralph Sampson vs. UAB (1982) .....21
- Junior Burrough vs. Arkansas (1995).....16
- Craig Robinson vs. Boston College (1983) .....15
- Kenton Edelin vs. Syracuse (1984) .....14
- Brent Dabbs vs. Oklahoma (1989) .....14
- Darion Atkins vs. Michigan State (2015).....14
- Jason Williford vs. Miami (Ohio) (1995).....13
- Five Times, last by J. Burrough vs. Kansas (1995) .....12











Official Basketball Box Score -- Game Totals -- Final Statistics  
Florida State vs Virginia  
12/31/16 2:00 pm at Charlottesville, Va. (JJPJ)



Florida State 60 • 14-1 (2-0 ACC)

Table with columns: ##, Player, FG-FGA, 3-Ptr, FT-FTA, Rebounds, PF, TP, A, TO, Blk, Stl, Min. Includes player stats for Isaac, Jonathan; Ojo, Michael; Bacon, Dwayne; Mann, Terance; Rathan-Mayes, Xavier; Cofer, Phil; Walker, CJ; Forrest, Trent; Angola-Rodas, Braian; Koumadje, Christ; Smith, Jarquez; Team.

FG % 1st Half: 7-21 33.3% 2nd half: 13-28 46.4% Game: 20-49 40.8% Deadball Rebounds 1  
3FG % 1st Half: 2-6 33.3% 2nd half: 6-9 66.7% Game: 8-15 53.3%  
FT % 1st Half: 7-12 58.3% 2nd half: 5-12 41.7% Game: 12-24 50.0%

Virginia 58 • 11-2 (1-1 ACC)

Table with columns: ##, Player, FG-FGA, 3-Ptr, FT-FTA, Rebounds, PF, TP, A, TO, Blk, Stl, Min. Includes player stats for Isaiah Wilkins; Jack Salt; Devon Hall; London Perrantes; Darius Thompson; Marial Shayok; Kyle Guy; Ty Jerome; Mamadi Diakite; Jarred Reuter; Team.

FG % 1st Half: 12-26 46.2% 2nd half: 11-25 44.0% Game: 23-51 45.1% Deadball Rebounds 1  
3FG % 1st Half: 6-10 60.0% 2nd half: 3-6 50.0% Game: 9-16 56.3%  
FT % 1st Half: 0-0 0.0% 2nd half: 3-5 60.0% Game: 3-5 60.0%

Officials: Les Jones, Ron Groover, Lee Cassell  
Technical fouls: Florida State-None. Virginia-None.  
Attendance: 14623

Score by periods table with columns: 1st, 2nd, Total. Florida State: 23, 37, 60. Virginia: 30, 28, 58.

Last FG - FS 2nd-00:04, VA 2nd-00:10.  
Largest lead - FS by 8 1st-13:54, VA by 9 1st-00:47.  
FS led for 16:09. VA led for 20:19. Game was tied for 03:32.



Official Basketball Box Score -- Game Totals -- Final Statistics  
Wake Forest vs Virginia  
01/08/17 8:00 pm at Charlottesville, Va. (JJPJ)



Wake Forest 62 • 10-6 (1-3 ACC)

Table with columns: ##, Player, FG-FGA, 3-Ptr, FT-FTA, Rebounds, PF, TP, A, TO, Blk, Stl, Min. Includes player stats for John Collins; Austin Arians; Dinos Mitoglou; Keyshawn Woods; Bryant Crawford; Brandon Childress; Doral Moore; Mitchell Wilbekin; Greg McClinton; Team.

FG % 1st Half: 11-26 42.3% 2nd half: 12-31 38.7% Game: 23-57 40.4% Deadball Rebounds 2  
3FG % 1st Half: 5-12 41.7% 2nd half: 1-9 11.1% Game: 6-21 28.6%  
FT % 1st Half: 2-4 50.0% 2nd half: 8-12 66.7% Game: 10-16 62.5%

Virginia 79 • 12-3 (2-2 ACC)

Table with columns: ##, Player, FG-FGA, 3-Ptr, FT-FTA, Rebounds, PF, TP, A, TO, Blk, Stl, Min. Includes player stats for Isaiah Wilkins; Jack Salt; Devon Hall; Marial Shayok; London Perrantes; Kyle Guy; Ty Jerome; Mamadi Diakite; Jarred Reuter; Darius Thompson; Team.

FG % 1st Half: 13-28 46.4% 2nd half: 13-25 52.0% Game: 26-53 49.1% Deadball Rebounds 2  
3FG % 1st Half: 2-8 25.0% 2nd half: 7-11 63.6% Game: 9-19 47.4%  
FT % 1st Half: 0-1 0.0% 2nd half: 18-23 78.3% Game: 18-24 75.0%

Officials: Jamie Luckie, John Gaffney, Tim Clougherty  
Technical fouls: Wake Forest-None. Virginia-None.  
Attendance: 13717  
UVA: Salt fouled out at 01:49 (II)  
WFU: Crawford fouled out at 00:53 (II)

Score by periods table with columns: 1st, 2nd, Total. Wake Forest: 29, 33, 62. Virginia: 28, 51, 79.

Last FG - WF 2nd-01:03, VA 2nd-00:03.  
Largest lead - WF by 4 1st-15:44, VA by 17 2nd-00:03.  
WF led for 11:21. VA led for 20:30. Game was tied for 07:43.

Points In Off 2nd Fast Bench  
FS 16 6 8 0 10  
VA 16 10 12 0 31

Score tied - 5 times.  
Lead changed - 12 times.

Official Basketball Box Score -- Game Totals -- Final Statistics  
Virginia vs Pitt  
1/4/17 9:00 PM at Petersen Events Center (Pittsburgh, Pa.)

Virginia 76 • (11-3, 1-2 ACC)

Table with columns: ##, Player, FG-FGA, 3-Ptr, FT-FTA, Rebounds, PF, TP, A, TO, Blk, Stl, Min. Includes player stats for Isaiah Wilkins; Jack Salt; Devon Hall; Kyle Guy; London Perrantes; Marial Shayok; Ty Jerome; Mamadi Diakite; Jarred Reuter; Darius Thompson; Team.

FG % 1st Half: 14-27 51.9% 2nd half: 16-30 53.3% OT: 3-10 30.0% Game: 33-67 49.3% Deadball Rebounds 1  
3FG % 1st Half: 3-8 37.5% 2nd half: 5-8 62.5% OT: 0-4 0.0% Game: 8-20 40.0%  
FT % 1st Half: 1-1 100.0% 2nd half: 1-2 50.0% OT: 0-2 0.0% Game: 2-5 40.0%

Pitt 88 • (12-3, 1-1 ACC)

Table with columns: ##, Player, FG-FGA, 3-Ptr, FT-FTA, Rebounds, PF, TP, A, TO, Blk, Stl, Min. Includes player stats for Michael Young; Sheldon Jeter; Devon Hall; Jamel Artis; Chris Jones; Cameron Johnson; Ryan Luther; Justice Kithcart; Team.

FG % 1st Half: 13-26 50.0% 2nd half: 13-23 56.5% OT: 3-5 60.0% Game: 29-54 53.7% Deadball Rebounds 6  
3FG % 1st Half: 4-9 44.4% 2nd half: 6-9 66.7% OT: 3-3 100.0% Game: 13-21 61.9%  
FT % 1st Half: 5-10 50.0% 2nd half: 3-6 50.0% OT: 9-12 75.0% Game: 17-28 60.7%

Officials: Tim Nestor (R), Brian Dorsey, James Breeding  
Technical fouls: Virginia-None. Pitt-None.  
Attendance: 9814

Score by periods table with columns: 1st, 2nd, OT, Total. Virginia: 32, 38, 6, 76. Pitt: 35, 35, 18, 88.

Last FG - VA OT-00:31, UP OT-02:45.  
Largest lead - VA by 3 2nd-06:29, UP by 12 OT-00:23.  
VA led for 03:12. UP led for 37:43. Game was tied for 04:05.

Official Basketball Box Score -- Game Totals -- Final Statistics  
Virginia vs Clemson  
1/14/17 12:00 PM at Clemson, SC (Littlejohn Coliseum)

Virginia 77 • 13-3, 3-2 ACC

Table with columns: ##, Player, FG-FGA, 3-Ptr, FT-FTA, Rebounds, PF, TP, A, TO, Blk, Stl, Min. Includes player stats for WILKINS, Isaiah; SALT, Jack; HALL, Devon; SHAYOK, Marial; PERRANTES, London; GUY, Kyle; JEROME, Ty; DIAKITE, Mamadi; REUTER, Jarred; THOMPSON, Darius; Team.

FG % 1st Half: 14-25 56.0% 2nd half: 15-25 60.0% Game: 29-50 58.0% Deadball Rebounds 2  
3FG % 1st Half: 3-8 37.5% 2nd half: 7-10 70.0% Game: 10-18 55.6%  
FT % 1st Half: 5-7 71.4% 2nd half: 4-6 66.7% Game: 9-13 69.2%

Clemson 73 • 11-6, 1-4 ACC

Table with columns: ##, Player, FG-FGA, 3-Ptr, FT-FTA, Rebounds, PF, TP, A, TO, Blk, Stl, Min. Includes player stats for BLOSSOMGAME, Jaron; GRANTHAM, Donte; DJITTE, Sidy; MITCHELL, Shelton; HOLMES, Avry; HUDSON, Ty; REED, Marquise; DeVoe, Gabe; THOMAS, Elijah; Team.

FG % 1st Half: 13-27 48.1% 2nd half: 15-29 51.7% Game: 28-56 50.0% Deadball Rebounds 2  
3FG % 1st Half: 3-6 50.0% 2nd half: 4-13 30.8% Game: 7-19 36.8%  
FT % 1st Half: 7-10 70.0% 2nd half: 3-6 50.0% Game: 10-16 62.5%

Officials: Brian Dorsey, Tim Comer, Raymond Styons  
Technical fouls: Virginia-None. Clemson-None.  
Attendance: 9000

Score by periods table with columns: 1st, 2nd, Total. Virginia: 36, 41, 77. Clemson: 36, 37, 73.

Last FG - VA 2nd-00:41, CU 2nd-00:07.  
Largest lead - VA by 9 2nd-10:14, CU by 6 1st-17:05.  
VA led for 21:50. CU led for 12:23. Game was tied for 05:47.

Points In Off 2nd Fast Bench  
VA 18 11 6 0 16  
CU 42 23 13 10 26

Score tied - 10 times.  
Lead changed - 3 times.





Official Basketball Box Score -- Game Totals -- Final Statistics
Virginia Tech vs Virginia
02/01/17 8:00 pm at Charlottesville, Va. (JPJ)



Virginia Tech 48 • 16-6 (5-5 ACC)

Table with columns: # Player, Total FG-FGA, 3-Ptr FG-FGA, FT-FTA, Rebounds (Off Def Tot), PF, TP, A TO Blk Stl, Min. Includes team totals and FG/3FG/FT percentages for 1st and 2nd halves.

Virginia 71 • 17-4 (7-2 ACC)

Table with columns: # Player, Total FG-FGA, 3-Ptr FG-FGA, FT-FTA, Rebounds (Off Def Tot), PF, TP, A TO Blk Stl, Min. Includes team totals and FG/3FG/FT percentages for 1st and 2nd halves.

FG % 1st Half: 13-29 44.8% 2nd half: 12-25 48.0% Game: 25-54 46.3%
3FG % 1st Half: 3-12 25.0% 2nd half: 2-4 50.0% Game: 5-16 31.3%
FT % 1st Half: 6-7 85.7% 2nd half: 10-14 71.4% Game: 16-21 76.2%

Officials: Brian Dorsey, Ron Groover, Lamar Simpson
Technical fouls: Virginia Tech-None. Virginia-None.
Attendance: 14623

Score by periods table showing 1st, 2nd, and Total scores for Virginia Tech and Virginia.

Points In Off 2nd Fast Bench table for Virginia Tech and Virginia.

Last FG - VT 2nd-00:24, VA 2nd-02:46.
Largest lead - VT None, VA by 26 2nd-02:03.
VT led for 00:00. VA led for 39:07. Game was tied for 00:53.

Score tied - 0 times.
Lead changed - 0 times.



Official Basketball Box Score -- Game Totals -- Final Statistics
Virginia vs Syracuse
2/4/17 12:01 p.m. at Carrier Dome, Syracuse, N.Y.



Virginia 62 • (17-5) (7-3)

Table with columns: # Player, Total FG-FGA, 3-Ptr FG-FGA, FT-FTA, Rebounds (Off Def Tot), PF, TP, A TO Blk Stl, Min. Includes team totals and FG/3FG/FT percentages for 1st and 2nd halves.

FG % 1st Half: 13-25 52.0% 2nd half: 11-25 44.0% Game: 24-50 48.0%
3FG % 1st Half: 7-11 63.6% 2nd half: 5-13 38.5% Game: 12-24 50.0%
FT % 1st Half: 1-2 50.0% 2nd half: 1-3 33.3% Game: 2-5 40.0%

Syracuse 66 • (15-9) (7-4)

Table with columns: # Player, Total FG-FGA, 3-Ptr FG-FGA, FT-FTA, Rebounds (Off Def Tot), PF, TP, A TO Blk Stl, Min. Includes team totals and FG/3FG/FT percentages for 1st and 2nd halves.

FG % 1st Half: 9-23 39.1% 2nd half: 14-19 73.7% Game: 23-42 54.8%
3FG % 1st Half: 3-12 25.0% 2nd half: 4-6 66.7% Game: 7-18 38.9%
FT % 1st Half: 1-2 50.0% 2nd half: 12-18 66.7% Game: 13-20 65.0%

Officials: Lee Cassell, Raymond Styons, Brian O'Connell
Technical fouls: Virginia-None. Syracuse-None.
Attendance: 27553

Score by periods table showing 1st, 2nd, and Total scores for Virginia and Syracuse.

Points In Off 2nd Fast Bench table for Virginia and Syracuse.

Last FG - VA 2nd-00:20, SU 2nd-00:55.
Largest lead - VA by 12 1st-00:50, SU by 6 2nd-08:54.
VA led for 24:31. SU led for 11:56. Game was tied for 03:33.

Score tied - 5 times.
Lead changed - 1 time.



Official Basketball Box Score -- Game Totals -- Final Statistics
Louisville vs Virginia
02/06/17 7:00 pm at Charlottesville, Va. (JPJ)



Louisville 55 • 19-5 (7-4 ACC)

Table with columns: # Player, Total FG-FGA, 3-Ptr FG-FGA, FT-FTA, Rebounds (Off Def Tot), PF, TP, A TO Blk Stl, Min. Includes team totals and FG/3FG/FT percentages for 1st and 2nd halves.

Virginia 71 • 18-5 (8-3 ACC)

Table with columns: # Player, Total FG-FGA, 3-Ptr FG-FGA, FT-FTA, Rebounds (Off Def Tot), PF, TP, A TO Blk Stl, Min. Includes team totals and FG/3FG/FT percentages for 1st and 2nd halves.

FG % 1st Half: 12-25 48.0% 2nd half: 13-22 59.1% Game: 25-47 53.2%
3FG % 1st Half: 2-7 28.6% 2nd half: 1-5 20.0% Game: 3-12 25.0%
FT % 1st Half: 6-8 75.0% 2nd half: 12-12 100.0% Game: 18-20 90.0%

Officials: Jamie Luckie, Ted Valentine, Mike Eades
Technical fouls: Louisville-None. Virginia-None.
Attendance: 14623

Score by periods table showing 1st, 2nd, and Total scores for Louisville and Virginia.

Points In Off 2nd Fast Bench table for Louisville and Virginia.

Last FG - LOU 2nd-00:30, VA 2nd-00:39.
Largest lead - LOU by 7 1st-03:04, VA by 18 2nd-03:16.
LOU led for 11:03. VA led for 28:11. Game was tied for 00:46.

Score tied - 1 time.
Lead changed - 2 times.



Official Basketball Box Score -- Game Totals -- Final Statistics
Virginia vs Virginia Tech
02/12/17 6:30 PM at Cassell Coliseum, Blacksburg, Va.



Virginia 78 • 18-6, 8-4

Table with columns: # Player, Total FG-FGA, 3-Ptr FG-FGA, FT-FTA, Rebounds (Off Def Tot), PF, TP, A TO Blk Stl, Min. Includes team totals and FG/3FG/FT percentages for 1st and 2nd halves.

FG % 1st Half: 13-28 46.4% 2nd half: 10-25 40.0% OT: 5-13 38.5% Game: 28-66 42.4%
3FG % 1st Half: 6-11 54.5% 2nd half: 2-9 22.2% OT: 0-3 0.0% Game: 8-23 34.8%
FT % 1st Half: 5-8 62.5% 2nd half: 4-7 57.1% OT: 5-9 55.6% Game: 14-24 58.3%

Virginia Tech 80 • 17-7, 6-6

Table with columns: # Player, Total FG-FGA, 3-Ptr FG-FGA, FT-FTA, Rebounds (Off Def Tot), PF, TP, A TO Blk Stl, Min. Includes team totals and FG/3FG/FT percentages for 1st and 2nd halves.

FG % 1st Half: 8-23 34.8% 2nd half: 14-24 58.3% OT: 4-12 33.3% Game: 26-59 44.1%
3FG % 1st Half: 4-10 40.0% 2nd half: 2-9 22.2% OT: 2-7 28.6% Game: 8-26 30.8%
FT % 1st Half: 3-6 50.0% 2nd half: 10-12 83.3% OT: 7-8 87.5% Game: 20-26 76.9%

Officials: Roger Ayers, Ted Valentine, Doug Shaws
Technical fouls: Virginia-None. Virginia Tech-None.
Attendance: 9567
Virginia is ranked #12 in the AP Poll.
Commonwealth Challenge Game - VT leads UVA 5.0-3.5

Score by periods table showing 1st, 2nd, OT, and Total scores for Virginia and Virginia Tech.

Points In Off 2nd Fast Bench table for Virginia and Virginia Tech.

Last FG - VA OT2-00:17, VT OT2-00:03.
Largest lead - VA by 14 1st-00:30, VT by 3 OT2-04:10.
VA led for 37:09. VT led for 06:26. Game was tied for 06:23.

Score tied - 8 times.
Lead changed - 12 times.



Official Basketball Box Score -- Game Totals -- Final Statistics
Duke vs Virginia
02/15/17 9:10 pm at Charlottesville, Va. (JPJ)



OFFICIAL BASKETBALL BOX SCORE
Virginia vs North Carolina
Sat, Feb 18, 2017 8:15 PM Smith Center, Chapel Hill

Final

Duke 65 • 21-5 (9-4 ACC)

Player performance table for Duke vs Virginia, including columns for Player, FG, 3-Pt, FT, Rebounds, PF, TP, A, TO, Blk, Stl, and Min.

Virginia 55 • 18-7 (8-5 ACC)

Player performance table for Virginia vs Duke, including columns for Player, FG, 3-Pt, FT, Rebounds, PF, TP, A, TO, Blk, Stl, and Min.

Official box score summary for Duke vs Virginia, including fouls, technicals, attendance, and officials.

Score by periods table for Duke vs Virginia, showing 1st, 2nd, and Total scores for both teams.

Game statistics including FG, 3FG, FT percentages for both teams and game events like lead changes.

Player performance table for Virginia vs North Carolina, including columns for Player, FG, 3-Pt, FT, Rebounds, PF, TP, A, TO, Blk, S, and Min.

Player performance table for North Carolina vs Virginia, including columns for Player, FG, 3-Pt, FT, Rebounds, PF, TP, A, TO, Blk, S, and Min.

Official box score summary for North Carolina vs Virginia, including fouls, technicals, attendance, and officials.

Score by periods table for North Carolina vs Virginia, showing 1st, 2nd, and Total scores for both teams.

Game statistics including FG, 3FG, FT percentages for both teams and game events like lead changes.



Official Basketball Box Score -- Game Totals -- Final Statistics
Miami vs Virginia
02/20/17 7:00 pm at Charlottesville, Va. (JPJ)



Official Basketball Box Score -- Game Totals -- Final Statistics
Virginia vs NC State
02/25/17 12:00 p.m. at Raleigh, N.C. (PNC Arena)



Miami 54 • 19-8 (9-6 ACC)

Player performance table for Miami vs Virginia, including columns for Player, FG, 3-Pt, FT, Rebounds, PF, TP, A, TO, Blk, Stl, and Min.

Virginia 48 • 18-9 (8-7 ACC)

Player performance table for Virginia vs Miami, including columns for Player, FG, 3-Pt, FT, Rebounds, PF, TP, A, TO, Blk, Stl, and Min.

Official box score summary for Miami vs Virginia, including fouls, technicals, attendance, and officials.

Score by periods table for Miami vs Virginia, showing 1st, 2nd, OT, and Total scores for both teams.

Game statistics including FG, 3FG, FT percentages for both teams and game events like lead changes.

Virginia 70 • 19-9, 9-7 ACC

Player performance table for Virginia vs NC State, including columns for Player, FG, 3-Pt, FT, Rebounds, PF, TP, A, TO, Blk, Stl, and Min.

NC State 55 • 15-15, 4-13 ACC

Player performance table for NC State vs Virginia, including columns for Player, FG, 3-Pt, FT, Rebounds, PF, TP, A, TO, Blk, Stl, and Min.

Official box score summary for Virginia vs NC State, including fouls, technicals, attendance, and officials.

Score by periods table for NC State vs Virginia, showing 1st, 2nd, and Total scores for both teams.

Game statistics including FG, 3FG, FT percentages for both teams and game events like lead changes.

Official Basketball Box Score -- Game Totals -- Final Statistics  
North Carolina vs Virginia  
02/27/17 7:00 pm at Charlottesville, Va. (JPJ)

North Carolina 43 • 25-6 (13-4 ACC)

Table with 15 columns: ##, Player, FG-FGA, 3-PT, FT-FTA, Rebounds (Off, Def, Tot), PF, TP, A, TO, Blk, Stl, Min. Includes player stats for Theo Pinson, Joel Berry II, Isaiah Hicks, etc.

FG % 1st Half: 9-19 47.4% 2nd half: 8-29 27.6% Game: 17-48 35.4% Deadball Rebounds 1  
3FG % 1st Half: 3-5 60.0% 2nd half: 1-11 9.1% Game: 4-16 25.0%  
FT % 1st Half: 2-2 100.0% 2nd half: 3-5 60.0% Game: 5-7 71.4%

Virginia 53 • 20-9 (10-7)

Table with 15 columns: ##, Player, FG-FGA, 3-PT, FT-FTA, Rebounds (Off, Def, Tot), PF, TP, A, TO, Blk, Stl, Min. Includes player stats for Jack Salt, Devon Hall, Kyle Guy, etc.

FG % 1st Half: 10-30 33.3% 2nd half: 9-29 31.0% Game: 19-59 32.2% Deadball Rebounds 1  
3FG % 1st Half: 4-13 30.8% 2nd half: 6-11 54.5% Game: 10-24 41.7%  
FT % 1st Half: 3-4 75.0% 2nd half: 2-4 50.0% Game: 5-8 62.5%

Officials: Michael Roberts, Doug Shows, Tony Chiazza  
Technical fouls: North Carolina-None. Virginia-None.  
Attendance: 14001  
UNC: Hicks fouled out at 1:56 (II)

Score by periods table with 3 columns: 1st, 2nd, Total. Shows scores for North Carolina (23, 20, 43) and Virginia (27, 26, 53).

Official Basketball Box Score -- Game Totals -- Final Statistics  
Pitt vs Virginia  
03/04/17 12:00 pm at Charlottesville, Va. (JPJ)

Pitt 42 • 15-16 (4-14 ACC)

Table with 15 columns: ##, Player, FG-FGA, 3-PT, FT-FTA, Rebounds (Off, Def, Tot), PF, TP, A, TO, Blk, Stl, Min. Includes player stats for Ryan Luther, Sheldon Jeter, Chris Jones, etc.

FG % 1st Half: 5-23 21.7% 2nd half: 10-22 45.5% Game: 15-45 33.3% Deadball Rebounds 0  
3FG % 1st Half: 1-9 11.1% 2nd half: 3-11 27.3% Game: 4-20 20.0%  
FT % 1st Half: 4-4 100.0% 2nd half: 4-4 100.0% Game: 8-8 100.0%

Virginia 67 • 21-9 (11-7 ACC)

Table with 15 columns: ##, Player, FG-FGA, 3-PT, FT-FTA, Rebounds (Off, Def, Tot), PF, TP, A, TO, Blk, Stl, Min. Includes player stats for Jack Salt, Devon Hall, Kyle Guy, etc.

FG % 1st Half: 13-28 46.4% 2nd half: 14-34 41.2% Game: 27-62 43.5% Deadball Rebounds 0  
3FG % 1st Half: 4-9 44.4% 2nd half: 7-13 53.8% Game: 11-22 50.0%  
FT % 1st Half: 2-2 100.0% 2nd half: 0-0 0.0% Game: 2-2 100.0%

Officials: Roger Ayers, Jerry Heater, Mark Schnur  
Technical fouls: Pitt-None. Virginia-None.  
Attendance: 14228

Score by periods table with 3 columns: 1st, 2nd, Total. Shows scores for Pitt (15, 27, 42) and Virginia (32, 35, 67).

Points in game table with columns: Points, In Point, Off T/O, 2nd Chance, Fast Break, Bench. Shows VA points: 26, 27, 19, 2, 18.

Last FG - UP 2nd-00:12, VA 2nd-00:21.  
Largest lead - UP None, VA by 28 2nd-00:21.  
UP led for 00:00. VA led for 39:32. Game was tied for 00:28.

Score tied - 0 times.  
Lead changed - 0 times.

Official Basketball Box Score -- Game Totals -- Final Statistics  
Pittsburgh vs Virginia  
03/08/17 at Barclays Center (Brooklyn, N.Y.)

Pittsburgh 63 • 16-17

Table with 15 columns: ##, Player, FG-FGA, 3-PT, FT-FTA, Rebounds (Off, Def, Tot), PF, TP, A, TO, Blk, Stl, Min. Includes player stats for YOUNG, Michael, JETER, Sheldon, etc.

FG % 1st Half: 7-20 35.0% 2nd half: 11-25 44.0% Game: 18-45 40.0% Deadball Rebounds 3  
3FG % 1st Half: 4-12 33.3% 2nd half: 6-17 35.3% Game: 10-29 34.5%  
FT % 1st Half: 5-6 83.3% 2nd half: 12-19 70.6% Game: 17-23 73.9%

Virginia 75 • 22-9

Table with 15 columns: ##, Player, FG-FGA, 3-PT, FT-FTA, Rebounds (Off, Def, Tot), PF, TP, A, TO, Blk, Stl, Min. Includes player stats for WILKINS, Isaiah, SALT, Jack, etc.

FG % 1st Half: 13-28 46.4% 2nd half: 11-21 52.4% Game: 24-49 49.0% Deadball Rebounds 1  
3FG % 1st Half: 7-14 50.0% 2nd half: 4-8 50.0% Game: 11-22 50.0%  
FT % 1st Half: 1-2 50.0% 2nd half: 15-17 88.2% Game: 16-19 84.2%

Officials: Brian Dorsey, Bill Covington Jr., Bert Smith  
Technical fouls: Pittsburgh-None. Virginia-None.  
Attendance: 17732  
2017 ACC Tournament Second Round - No. 14 Pittsburgh vs. No. 6 Virginia

Score by periods table with 3 columns: 1st, 2nd, Total. Shows scores for Pittsburgh (23, 40, 63) and Virginia (34, 41, 75).

Points in game table with columns: Points, In Point, Off T/O, 2nd Chance, Fast Break, Bench. Shows VA points: 18, 17, 13, 2, 23.

Last FG - UP 2nd-01:11, VA 2nd-00:46.  
Largest lead - UP by 3 1st-17:53, VA by 14 2nd-03:45.  
UP led for 02:08. VA led for 36:23. Game was tied for 01:29.

Score tied - 2 times.  
Lead changed - 1 time.

Official Basketball Box Score -- Game Totals -- Final Statistics  
Virginia vs Notre Dame  
03/08/17 9:45 p.m. at Barclays Center (Brooklyn, N.Y.)

Virginia 58 • 22-10

Table with 15 columns: ##, Player, FG-FGA, 3-PT, FT-FTA, Rebounds (Off, Def, Tot), PF, TP, A, TO, Blk, Stl, Min. Includes player stats for SALT, Jack, HALL, Devon, etc.

FG % 1st Half: 10-26 38.5% 2nd half: 12-31 38.7% Game: 22-57 38.6% Deadball Rebounds 2  
3FG % 1st Half: 5-10 50.0% 2nd half: 2-9 22.2% Game: 7-19 36.8%  
FT % 1st Half: 1-2 50.0% 2nd half: 6-10 60.0% Game: 7-12 58.3%

Notre Dame 71 • 24-8

Table with 15 columns: ##, Player, FG-FGA, 3-PT, FT-FTA, Rebounds (Off, Def, Tot), PF, TP, A, TO, Blk, Stl, Min. Includes player stats for BEACHEM, VJ, COLSON, Bonzie, etc.

FG % 1st Half: 12-23 52.2% 2nd half: 12-23 52.2% Game: 24-46 52.2% Deadball Rebounds 3,1  
3FG % 1st Half: 4-11 36.4% 2nd half: 1-6 16.7% Game: 5-17 29.4%  
FT % 1st Half: 4-5 80.0% 2nd half: 14-20 70.0% Game: 18-25 72.0%

Officials: Ron Groover, Les Jones, Lee Cassell  
Technical fouls: Virginia-None. Notre Dame-None.  
Attendance: 17732

2017 ACC Tournament Quarterfinals - No. 6 Virginia vs. No. 3 Notre Dame  
1:01, 2nd - Flagrant 1 UVA #25

Score by periods table with 3 columns: 1st, 2nd, Total. Shows scores for Virginia (26, 32, 58) and Notre Dame (32, 39, 71).

Points in game table with columns: Points, In Point, Off T/O, 2nd Chance, Fast Break, Bench. Shows ND points: 34, 13, 9, 6, 7.

Last FG - VA 2nd-01:09, ND 2nd-03:06.  
Largest lead - VA by 2 1st-19:39, ND by 17 2nd-15:03.  
VA led for 00:39. ND led for 39:00. Game was tied for 00:21.

Score tied - 0 times.  
Lead changed - 1 time.





**VIRGINIA HIGHS FOR 2016-17**

|                           |                    |                                   |
|---------------------------|--------------------|-----------------------------------|
| <b>Team</b>               |                    |                                   |
| Points.....               | 90.....            | Grambling State (11/22/16)        |
| FG Made.....              | 33.....            | at Pitt (1/4/17)                  |
| FG Attempts.....          | 67.....            | at Pitt (1/4/17)                  |
| FG %.....                 | 59.6% (31-52)..... | 2x, last Robert Morris (12/17/16) |
| 3-PT FG Made.....         | 14.....            | Grambling State (11/22/16)        |
| 3-PT FG Attempts.....     | 34.....            | Grambling State (11/22/16)        |
| 3-PT FG %.....            | 68.8% (11-16)..... | at NC State (2/25/17)             |
| FT Made.....              | 18.....            | 2x, last Louisville (2/6/17)      |
| FT Attempts.....          | 24.....            | Wake Forest (1/8/17)              |
| FT %.....                 | 90% (18-20).....   | Louisville (2/6/17)               |
| Rebounds.....             | 44.....            | Grambling State (11/22/16)        |
| Assists.....              | 23.....            | Grambling State (11/22/16)        |
| Steals.....               | 12.....            | at Boston College (1/18/17)       |
| Blocked Shots.....        | 8.....             | 3x, last North Carolina (2/27/17) |
| Turnovers.....            | 16.....            | at Clemson (1/14/17)              |
| Fouls.....                | 21.....            | at Pitt (1/4/17)                  |
| Points in Paint.....      | 48.....            | Robert Morris (12/17/16)          |
| Points off Turnovers..... | 31.....            | Grambling State (11/22/16)        |
| Second Chance Points..... | 19.....            | 2x, last vs. Pitt (3/4/17)        |
| Fast Break Points.....    | 18.....            | Grambling State (11/22/16)        |
| Bench Points.....         | 61.....            | Grambling State (11/22/16)        |

|                       |                 |   |
|-----------------------|-----------------|---|
| <b>Individual</b>     |                 |   |
| Points.....           | 25.....         | Perrantes at Clemson (1/14/17)              |
| FG Made.....          | 9.....          | Perrantes vs. UNC Wilmington (3/16/17)      |
| FG Attempts.....      | 22.....         | Perrantes at Virginia Tech (2/12/17)        |
| FG %.....             | 100% (6-6)..... | Wilkins at Villanova (1/29/17)              |
| 3-PT FG Made.....     | 5.....          | 4x, last Guy vs. North Carolina (2/27/17)   |
| 3-PT FG Attempts..... | 12.....         | Perrantes at Virginia Tech (2/12/17)        |
| 3-PT FG %.....        | 100% (2-2)..... | 5x, last Hall at NC State (2/25/17)         |
| FT Made.....          | 9.....          | Wilkins at Notre Dame (1/24/17)             |
| FT Attempts.....      | 10.....         | Wilkins at Notre Dame (1/24/17)             |
| FT %.....             | 100% (6-6)..... | Perrantes vs. Wake Forest (1/8/17)          |
| Rebounds.....         | 13.....         | Wilkins at Clemson (1/14/17)                |
| Assists.....          | 10.....         | Perrantes at NC State (2/25/17)             |
| Steals.....           | 4.....          | 2x, last Jerome at NC State (2/25/17)       |
| Blocked Shots.....    | 5.....          | 2x, last Wilkins vs. Louisville (2/6/17)    |
| Turnovers.....        | 5.....          | 2x, last Perrantes at Louisville (12/28/16) |
| Fouls.....            | 5.....          | 10x, last Hall vs. Florida (3/18/17)        |

**OPPONENT HIGHS FOR 2016-17**

|                           |                    |                                 |
|---------------------------|--------------------|---------------------------------|
| <b>Team</b>               |                    |                                 |
| Points.....               | 88.....            | at Pitt (1/4/17)                |
| FG Made.....              | 29.....            | at Pitt (1/4/17)                |
| FG Attempts.....          | 59.....            | at Virginia Tech (2/12/17)      |
| FG %.....                 | 53.7% (29-54)..... | at Pitt (1/4/17)                |
| 3-PT FG Made.....         | 13.....            | at Pitt (1/4/17)                |
| 3-PT FG Attempts.....     | 26.....            | St. Francis Brooklyn (11/15/16) |
| 3-PT FG %.....            | 61.9% (13-21)..... | at Pitt (1/4/17)                |
| FT Made.....              | 20.....            | 3x, last vs. Miami (2/20/17)    |
| FT Attempts.....          | 28.....            | at Pitt (1/4/17)                |
| FT %.....                 | 90.9% (20-22)..... | Miami (2/20/17)                 |
| Rebounds.....             | 44.....            | at North Carolina (2/18/17)     |
| Assists.....              | 16.....            | at Pitt (1/4/17)                |
| Steals.....               | 11.....            | at Syracuse (2/4/17)            |
| Blocked Shots.....        | 6.....             | at Notre Dame (1/24/17)         |
| Turnovers.....            | 21.....            | Grambling State (11/22/16)      |
| Fouls.....                | 22.....            | Wake Forest (1/8/17)            |
| Points in Paint.....      | 42.....            | at Clemson (1/14/17)            |
| Points off Turnovers..... | 23.....            | at Clemson (1/14/17)            |
| Second Chance Points..... | 21.....            | at Pitt (1/4/17)                |
| Fast Break Points.....    | 11.....            | at Syracuse (2/4/17)            |
| Bench Points.....         | 33.....            | at Virginia Tech (2/12/17)      |

|                       |                    |   |
|-----------------------|--------------------|---|
| <b>Individual</b>     |                    |   |
| Points.....           | 29.....            | Dwayne Bacon, Florida State (12/31/16)              |
| FG Made.....          | 11.....            | Dwayne Bacon, Florida State (12/31/16)              |
| FG Attempts.....      | 18.....            | 2x, last Michael Young, at Pitt (1/4/17)            |
| FG %.....             | 71.4% (10-14)..... | Jaron Blossomgame, at Clemson (1/14/17)             |
| 3-PT FG Made.....     | 6.....             | 3x, last Jayson Tatum, Duke (2/15/17)               |
| 3-PT FG Attempts..... | 12.....            | Jabari Bird, at Cal (12/21/16)                      |
| 3-PT FG %.....        | 85.7% (6-7).....   | 2x, last Jayson Tatum, Duke (2/15/17)               |
| FT Made.....          | 9.....             | 3x, last Bruce Brown, Miami (2/20/17)               |
| FT Attempts.....      | 12.....            | Jamel Artis, at Pitt (1/4/17)                       |
| FT %.....             | 100% (8-8).....    | Rodney Bullock, vs. Providence (11/26/16)           |
| Rebounds.....         | 13.....            | Quinton Stephens, Georgia Tech (1/17/17)            |
| Assists.....          | 7.....             | Kyron Cartwright, vs. Providence (11/26/16)         |
| Steals.....           | 5.....             | Kavon Stewart, Robert Morris (12/17/16)             |
| Blocked Shots.....    | 3.....             | 3x, last Kennedy Meeks, at North Carolina (2/18/17) |
| Turnovers.....        | 8.....             | JaQuan Lyle, Ohio State (11/30/16)                  |
| Fouls.....            | 5.....             | 4x, last Zach LeDay, at Virginia Tech (2/12/17)     |

**VIRGINIA LOWS FOR 2016-17**

|                           |                    |                                  |
|---------------------------|--------------------|----------------------------------|
| <b>Team</b>               |                    |                                  |
| Points.....               | 39.....            | vs. Florida (3/18/17)            |
| FG Made.....              | 15.....            | at North Carolina (2/18/17)      |
| FG Attempts.....          | 42.....            | vs. Providence (11/26/16)        |
| FG %.....                 | 27.8% (15-54)..... | at North Carolina (2/18/17)      |
| 3-PT FG Made.....         | 0.....             | St. Francis Brooklyn (11/15/16)  |
| 3-PT FG Attempts.....     | 8.....             | at Louisville (12/28/16)         |
| 3-PT FG %.....            | 0% (0-10).....     | St. Francis Brooklyn (11/15/16)  |
| FT Made.....              | 2.....             | 3x, last Pitt (3/4/17)           |
| FT Attempts.....          | 2.....             | Pitt (3/4/17)                    |
| FT %.....                 | 40% (2-5).....     | 2x, last at Syracuse (2/4/17)    |
| Rebounds.....             | 24.....            | 3x, last at Syracuse (2/4/17)    |
| Assists.....              | 7.....             | Miami (2/20/17)                  |
| Steals.....               | 1.....             | at Cal (12/21/16)                |
| Blocked Shots.....        | 0.....             | at Louisville (12/28/16)         |
| Turnovers.....            | 4.....             | vs. North Carolina (2/27/17)     |
| Fouls.....                | 10.....            | Yale (11/20/16)                  |
| Points in Paint.....      | 12.....            | North Carolina (2/27/17)         |
| Points off Turnovers..... | 2.....             | at North Carolina (2/18/17)      |
| Second Chance Points..... | 0.....             | at Boston College (1/18/17)      |
| Fast Break Points.....    | 0.....             | 7x, last vs. Notre Dame (3/9/17) |
| Bench Points.....         | 6.....             | vs. North Carolina (2/27/17)     |

**OPPONENT LOWS FOR 2016-17**

|                           |                    |                                       |
|---------------------------|--------------------|---------------------------------------|
| <b>Team</b>               |                    |                                       |
| Points.....               | 32.....            | St. Francis Brooklyn (11/15/16)       |
| FG Made.....              | 11.....            | St. Francis Brooklyn (11/15/16)       |
| FG Attempts.....          | 40.....            | 2x, last at Villanova (1/29/17)       |
| FG %.....                 | 22.9% (11-48)..... | St. Francis Brooklyn (11/15/16)       |
| 3-PT FG Made.....         | 2.....             | at Louisville (12/28/16)              |
| 3-PT FG Attempts.....     | 9.....             | Georgia Tech (1/21/17)                |
| 3-PT FG %.....            | 14.3% (2-14).....  | at Louisville (12/28/16)              |
| FT Made.....              | 2.....             | Yale (11/20/16)                       |
| FT Attempts.....          | 4.....             | Yale (11/20/16)                       |
| FT %.....                 | 50% (2-4).....     | Yale (11/20/16)                       |
| Rebounds.....             | 19.....            | Louisville (2/6/17)                   |
| Assists.....              | 3.....             | Grambling State (11/22/16)            |
| Steals.....               | 0.....             | at Pitt (1/4/17)                      |
| Blocked Shots.....        | 1.....             | 3x, last Florida (3/18/17)            |
| Turnovers.....            | 8.....             | 2x, last vs. Notre Dame (3/9/16)      |
| Fouls.....                | 9.....             | vs. Notre Dame (3/9/17)               |
| Points in Paint.....      | 8.....             | 2x, last vs. Robert Morris (12/17/16) |
| Points off Turnovers..... | 0.....             | 2x, last Pitt (3/4/17)                |
| Second Chance Points..... | 0.....             | Georgia Tech (1/21/17)                |
| Fast Break Points.....    | 0.....             | 9x, last Pitt (3/4/17)                |
| Bench Points.....         | 0.....             | 2x, last vs. Pitt (3/8/17)            |

OFFICIAL NCAA BASKETBALL BOX SCORE Date March 13, 1976 Site Charlotte, NC

| VISITING TEAM (Last Name, First)   |                 | FIELD GOALS |       | FREE THROWS |       | Rebounds | Per. Fouls | TOTAL POINTS | Ass'ts | Turn-overs | Bl'kd Shots | Steals | Mins. Played |
|------------------------------------|-----------------|-------------|-------|-------------|-------|----------|------------|--------------|--------|------------|-------------|--------|--------------|
| No.                                |                 | Made        | Att'd | Made        | Att'd |          |            |              |        |            |             |        |              |
| 11                                 | Nonwood, Ron    | 11          | 15    | 6           | 7     | 2        | 3          | 28           | 2      | 5          | 2           | 0      | 40           |
| 12                                 | Ransley, Randy  | 0           | 1     | 2           | 2     | 1        | 3          | 2            | 0      | 1          | 0           | 0      | 20:02        |
| 10                                 | Watkins, Curtis | 3           | 4     | 4           | 6     | 8        | 2          | 10           | 1      | 0          | 1           | 0      | 37:00        |
| 13                                 | Ransley, Andy   | 3           | 5     | 1           | 2     | 3        | 1          | 7            | 0      | 1          | 2           | 0      | 17:30        |
| 10                                 | Cortina, Dave   | 4           | 10    | 6           | 6     | 4        | 5          | 14           | 1      | 4          | 2           | 0      | 32:01        |
| 13                                 | Pensotto, Tee   | 3           | 9     | 0           | 1     | 12       | 2          | 6            | 3      | 4          | 1           | 1      | 36:28        |
| 0                                  | Freeland, Gary  | 1           | 2     | 0           | 0     | 1        | 0          | 2            | 0      | 1          | 0           | 0      | 9:40         |
| 2                                  | Holt, Randy     | 0           | 0     | 0           | 0     | 0        | 0          | 0            | 0      | 0          | 0           | 0      | 0:55         |
| TEAM REBOUNDS (Included in Totals) |                 |             |       |             |       | 3        |            |              |        |            |             |        |              |
| TOTALS                             |                 | 25          | 46    | 19          | 24    | 34       | 16         | 69           | 7      | 16         | 8           | 1      | 200          |

PERCENTAGES: FG: 1st Half 51.9% (14-27) 2nd Half 57.9% (11-19) Game 54.3% Deadball Rebounds: 3  
 FT: 1st Half 75.0% (2-4) 2nd Half 50.0% (11-20) Game 74.2%

| HOME TEAM (Last Name, First)       |                  | FIELD GOALS |       | FREE THROWS |       | Rebounds | Per. Fouls | TOTAL POINTS | Ass'ts | Turn-overs | Bl'kd Shots | Steals | Mins. Played |
|------------------------------------|------------------|-------------|-------|-------------|-------|----------|------------|--------------|--------|------------|-------------|--------|--------------|
| No.                                |                  | Made        | Att'd | Made        | Att'd |          |            |              |        |            |             |        |              |
| 11                                 | Wilson, Otwell   | 4           | 15    | 3           | 3     | 7        | 5          | 11           | 2      | 0          | 0           | 0      | 21:35        |
| 14                                 | Joussan, Marc    | 4           | 8     | 1           | 2     | 2        | 2          | 9            | 1      | 6          | 0           | 1      | 26:20        |
| 4                                  | Fulton, Otis     | 5           | 8     | 0           | 0     | 8        | 1          | 10           | 1      | 4          | 1           | 1      | 31:30        |
| 1                                  | Langlois, Billy  | 5           | 14    | 4           | 4     | 2        | 5          | 14           | 2      | 3          | 0           | 2      | 23:22        |
| 4                                  | Koessers, Dave   | 4           | 11    | 0           | 0     | 1        | 3          | 8            | 1      | 2          | 0           | 0      | 28:32        |
| 5                                  | Castellan, Steve | 1           | 3     | 2           | 2     | 3        | 1          | 4            | 0      | 0          | 0           | 0      | 11:45        |
| 2                                  | Stokes, Bob      | 2           | 3     | 0           | 0     | 0        | 1          | 4            | 0      | 0          | 0           | 2      | 17:00        |
| 0                                  | Eriscoe, Tom     | 0           | 0     | 0           | 0     | 0        | 2          | 0            | 0      | 0          | 0           | 0      | 3:02         |
| TEAM REBOUNDS (Included in Totals) |                  |             |       |             |       | 2        |            |              |        |            |             |        |              |
| TOTALS                             |                  | 25          | 62    | 10          | 11    | 25       | 20         | 60           | 7      | 15         | 2           | 4      | 200          |

PERCENTAGES: FG: 1st Half 37.1% (14-37) 2nd Half 46.5% (14-30) Game 40.3% Deadball Rebounds: 2  
 FT: 1st Half 50.0% (5-6) 2nd Half 100.0% (5-5) Game 90.9%

OFFICIALS: Mike Stuckert & Elaine Siquiera SCORE BY PERIODS: 1st H. 2nd H. OT OT FINAL  
 Technical Fouls: Virginia, Steve 2 Deadball Rebounds: 31 38  
 Attendance: 11,664 \*By National Collegiate Athletic Association 1974

OFFICIAL NCAA BASKETBALL BOX SCORE Date March 14, 1976 Site Charlotte, NC

| VISITORS (Last Name, First)        |                | FIELD GOALS |       | FREE THROWS |       | Reb | PF | TP | A | TO | BLK | S | MIN |
|------------------------------------|----------------|-------------|-------|-------------|-------|-----|----|----|---|----|-----|---|-----|
| No.                                |                | Made        | Att'd | Made        | Att'd |     |    |    |   |    |     |   |     |
| 10                                 | BRANCH, JEROME | 8           | 15    | 0           | 0     | 2   | 3  | 16 | 3 | 2  | 0   | 0 | 38  |
| 33                                 | JENKINS, TOM   | 5           | 8     | 1           | 1     | 2   | 2  | 11 | 3 | 2  | 0   | 1 | 37  |
| 40                                 | JOHNSON, JIM   | 6           | 11    | 1           | 3     | 4   | 5  | 11 | 1 | 5  | 0   | 0 | 37  |
| 30                                 | HOWARD, ARON   | 1           | 5     | 1           | 1     | 6   | 4  | 3  | 0 | 3  | 0   | 1 | 32  |
| 40                                 | BRADLEY, ALAN  | 3           | 8     | 1           | 2     | 13  | 4  | 7  | 0 | 6  | 1   | 2 | 37  |
| 44                                 | MULLIN, MIKE   | 1           | 2     | 0           | 0     | 1   | 0  | 2  | 0 | 1  | 0   | 2 | 11  |
| 44                                 | DEAN, FEAR     | 0           | 1     | 0           | 0     | 0   | 0  | 0  | 1 | 0  | 0   | 3 | 5   |
| TEAM REBOUNDS (Included in Totals) |                |             |       |             |       | 2   |    |    |   |    |     |   |     |
| TOTALS                             |                | 23          | 50    | 4           | 7     | 30  | 18 | 50 | 8 | 19 | 1   | 6 | 200 |

FG %: 1st Half 41.9% (13-31) 2nd Half 57.1% (10-17) Game 46.0% Deadball Rebounds: 1  
 FT %: 1st Half 50.0% (1-2) 2nd Half 60.0% (3-5) Game 57.1%

| HOME                               |                  | FIELD GOALS |       | FREE THROWS |       | Reb | PF | TP | A  | TO | BLK | S | MIN |
|------------------------------------|------------------|-------------|-------|-------------|-------|-----|----|----|----|----|-----|---|-----|
| No.                                |                  | Made        | Att'd | Made        | Att'd |     |    |    |    |    |     |   |     |
| 11                                 | Wilson, Otwell   | 1           | 7     | 2           | 2     | 4   | 3  | 4  | 5  | 3  | 0   | 4 | 32  |
| 24                                 | Jones, Jeff      | 3           | 6     | 2           | 2     | 0   | 0  | 8  | 1  | 3  | 0   | 1 | 39  |
| 30                                 | JAMESON, RONAN   | 7           | 9     | 3           | 7     | 12  | 2  | 17 | 4  | 3  | 0   | 0 | 31  |
| 3                                  | LEAH, JEFF       | 3           | 12    | 4           | 4     | 2   | 2  | 10 | 1  | 3  | 0   | 1 | 38  |
| 44                                 | Gates, Terry     | 1           | 2     | 0           | 0     | 3   | 1  | 2  | 0  | 0  | 0   | 0 | 20  |
| 13                                 | JONES, RICKY     | 1           | 1     | 0           | 0     | 0   | 1  | 2  | 1  | 0  | 0   | 0 | 7   |
| 10                                 | ROBINSON, CRAIG  | 0           | 0     | 0           | 0     | 1   | 0  | 0  | 0  | 0  | 0   | 0 | 4   |
| 25                                 | RAKER, LEE       | 4           | 7     | 1           | 2     | 1   | 1  | 9  | 2  | 1  | 0   | 0 | 21  |
| 58                                 | LATTIMORE, LEWIS | 1           | 1     | 0           | 0     | 0   | 1  | 2  | 0  | 0  | 0   | 0 | 8   |
| TEAM REBOUNDS (Included in Totals) |                  |             |       |             |       | 4   |    |    |    |    |     |   |     |
| TOTALS                             |                  | 31          | 45    | 12          | 17    | 27  | 11 | 54 | 11 | 13 | 1   | 6 | 200 |

FG %: 1st Half 34.6% (10-29) 2nd Half 39.1% (9-23) Game 46.7% Deadball Rebounds: 1  
 FT %: 1st Half 00.0% (0-1) 2nd Half 25.0% (2-8) Game 27.6%

OFFICIALS: Jim Burroughs, Richard Weiler & Edgar Cartotto SCORE BY PERIODS: 1st H. 2nd H. OT OT FINAL  
 Technical Fouls: UNCL (Game) Deadball Rebounds: 27 28  
 Attendance: 15,401 \*By National Collegiate Athletic Association 1976

OFFICIAL NCAA BASKETBALL BOX SCORE Date 3-19-81 Site The Omni-Atlanta GA

FINAL - FINAL 30

| VISITORS (Last Name, First)        |                 | FIELD GOALS |       | FREE THROWS |       | Reb | PF | TP | A  | TO | BLK | S | MIN |
|------------------------------------|-----------------|-------------|-------|-------------|-------|-----|----|----|----|----|-----|---|-----|
| No.                                |                 | Made        | Att'd | Made        | Att'd |     |    |    |    |    |     |   |     |
| 14                                 | ELLIS, DALE     | 6           | 12    | 1           | 2     | 9   | 4  | 13 | 1  | 5  |     |   | 39  |
| 53                                 | RAY, STEVE      | 2           | 4     | 0           | 0     | 0   | 1  | 4  | 1  | 1  |     |   | 33  |
| 44                                 | WOOD, HOWARD    | 4           | 9     | 0           | 0     | 4   | 1  | 8  | 2  | 3  |     |   | 39  |
| 12                                 | LITTLETON, ED   | 2           | 3     | 0           | 0     | 0   | 3  | 4  | 2  | 1  |     |   | 13  |
| 30                                 | CARTER, GARY    | 4           | 9     | 1           | 2     | 4   | 4  | 9  | 2  | 1  |     |   | 39  |
| 21                                 | BROOKS, MICHAEL | 3           | 8     | 0           | 0     | 1   | 2  | 6  | 6  | 3  |     |   | 27  |
| 10                                 | BEAMAN, JYRONE  | 2           | 2     | 0           | 0     | 0   | 3  | 4  | -  |    |     |   | 7   |
| 23                                 | FEDERMAN, ANN   | 0           | 0     | 0           | 0     | 0   | 0  | 0  | -  |    |     |   | 1   |
| 24                                 | LOVE, ANTHONY   | 0           | 0     | 0           | 0     | 0   | 0  | 0  | 1  |    |     |   | 1   |
| 40                                 | BURTON, WILLE   | 0           | 1     | 0           | 0     | 0   | 0  | 0  | -  | 1  |     |   | 1   |
| TEAM REBOUNDS (Included in Totals) |                 |             |       |             |       | 1   |    |    |    |    |     |   |     |
| TOTALS                             |                 | 23          | 48    | 2           | 4     | 19  | 18 | 48 | 17 | 13 | 1   | 5 | 200 |

FG %: 1st Half 13/21 62.0% 2nd Half 11/27 40.7% Game 47.8% Deadball Rebounds: 1  
 FT %: 1st Half 0/4 0.0% 2nd Half 0/0 0.0% Game 50.0%

| HOME                               |                  | FIELD GOALS |       | FREE THROWS |       | Reb | PF | TP | A  | TO | BLK | S | MIN |
|------------------------------------|------------------|-------------|-------|-------------|-------|-----|----|----|----|----|-----|---|-----|
| No.                                |                  | Made        | Att'd | Made        | Att'd |     |    |    |    |    |     |   |     |
| 3                                  | LAMP, JEFF       | 8           | 11    | 2           | 2     | 5   | 0  | 18 | 2  | 1  |     |   | 36  |
| 44                                 | GATES, TERRY     | 2           | 2     | 0           | 0     | 4   | 1  | 4  | 1  | 3  |     |   | 32  |
| 50                                 | SAMPSON, RALPH   | 4           | 13    | 1           | 2     | 5   | 1  | 9  | 1  | 3  |     |   | 34  |
| 11                                 | WILSON, OTHELL   | 2           | 3     | 5           | 6     | 2   | 1  | 9  | 2  | 1  |     |   | 34  |
| 24                                 | JONES, JEFF      | 8           | 6     | 4           | 5     | 2   | 2  | 10 | 5  | 2  |     |   | 33  |
| 25                                 | RAKER, LEE       | 4           | 5     | 2           | 2     | 2   | 1  | 10 | 5  | 2  |     |   | 17  |
| 60                                 | LATTIMORE, LEWIS | 0           | 0     | 0           | 0     | 1   | 2  | 0  | 1  |    |     |   | 4   |
| 10                                 | ROBINSON, CRAIG  | 0           | 0     | 0           | 0     | 1   | 0  | 0  | 1  |    |     |   | 4   |
| 15                                 | STOKES, RICKY    | 1           | 3     | 0           | 0     | 0   | 2  | 2  | 1  |    |     |   | 4   |
| 63                                 | KLEIN, JEFF      | 0           | 0     | 0           | 0     | 0   | 0  | 0  | 1  |    |     |   | 1   |
| 6                                  | COLLINS, LOUIS   | 0           | 0     | 0           | 0     | 1   | 0  | 0  | 1  |    |     |   | 1   |
| TEAM REBOUNDS (Included in Totals) |                  |             |       |             |       | 2   |    |    |    |    |     |   |     |
| TOTALS                             |                  | 24          | 43    | 14          | 17    | 27  | 10 | 62 | 11 | 11 | 4   | 9 | 200 |

FG %: 1st Half 13/23 56.5% 2nd Half 11/20 55.0% Game 55.8% Deadball Rebounds: 2  
 FT %: 1st Half 0/0 0.0% 2nd Half 12/15 80.0% Game 82.4%

OFFICIALS: James Burroughs-Richard Weiler SCORE BY PERIODS: 1st H. 2nd H. OT OT FINAL  
 Technical Fouls: Tennessee 26 22 Deadball Rebounds: 27 35  
 Attendance: 15,401 \*By National Collegiate Athletic Association 1976

OFFICIAL NCAA BASKETBALL BOX SCORE Date Mar. 21, 1981 Site The Omni-Atlanta GA

FINAL FINAL 31

| VISITORS (Last Name, First)        |                 | FIELD GOALS |       | FREE THROWS |       | Reb | PF | TP | A  | TO | BLK | S | MIN |
|------------------------------------|-----------------|-------------|-------|-------------|-------|-----|----|----|----|----|-----|---|-----|
| No.                                |                 | Made        | Att'd | Made        | Att'd |     |    |    |    |    |     |   |     |
| 24                                 | ROBERTS, FRED   | 6           | 8     | 0           | 1     | 7   | 5  | 12 | 5  | 3  |     |   | 36  |
| 44                                 | TRUMBO, STEVE   | 1           | 4     | 3           | 4     | 8   | 2  | 11 | 2  | 2  |     |   | 34  |
| 50                                 | KITE, GREG      | 2           | 6     | 0           | 1     | 5   | 4  | 4  | 0  | 3  |     |   | 37  |
| 22                                 | BINGS, DANNY    | 4           | 13    | 5           | 5     | 3   | 4  | 13 | 5  | 3  |     |   | 38  |
| 23                                 | CRAIG, STEVE    | 4           | 8     | 4           | 4     | 1   | 0  | 12 | 3  | 1  |     |   | 27  |
| 40                                 | BALLIE, GREG    | 2           | 4     | 2           | 2     | 3   | 3  | 6  | 2  |    |     |   | 14  |
| 41                                 | CHESTNUT, CRAIG | 0           | 1     | 0           | 0     | 0   | 0  | 0  | 0  |    |     |   | 1   |
| 37                                 | SARGENT, TIM    | 0           | 2     | 0           | 0     | 0   | 1  | 0  | 0  |    |     |   | 8   |
| 47                                 | FURNISS, GARY   | 1           | 1     | 0           | 0     | 2   | 0  | 2  | 1  |    |     |   | 4   |
| 20                                 | WEBB, RICHIE    | 0           | 0     | 0           | 0     | 1   | 0  | 0  | 0  |    |     |   | 7   |
| TEAM REBOUNDS (Included in Totals) |                 |             |       |             |       | 2   |    |    |    |    |     |   |     |
| TOTALS                             |                 | 23          | 51    | 14          | 17    | 37  | 24 | 60 | 15 | 14 | 2   | 7 | 200 |

FG %: 1st Half 12/26 46.2% 2nd Half 11/25 44.0% Game 45.5% Deadball Rebounds: 1  
 FT %: 1st Half 7/8 87.5% 2nd Half 7/8 87.5% Game 82.4%

| HOME |                  | FIELD GOALS |       | FREE THROWS |       | Reb | PF | TP | A | TO | BLK | S | MIN |
|------|------------------|-------------|-------|-------------|-------|-----|----|----|---|----|-----|---|-----|
| No.  |                  | Made        | Att'd | Made        | Att'd |     |    |    |   |    |     |   |     |
| 3    | LAMP, JEFF       | 7           | 15    | 4           | 5     | 7   | 3  | 18 | 2 | 3  |     |   | 38  |
| 44   | GATES, TERRY     | 1           | 2     | 0           | 1     | 2   | 3  | 2  | 1 | 3  |     |   | 33  |
| 50   | SAMPSON, RALPH   | 9           | 16    | 4           | 7     | 12  | 2  | 22 | 1 | 1  |     |   | 36  |
| 11   | WILSON, OTHELL   | 3           | 7     | 4           | 4     | 5   | 4  | 10 | 5 | 1  |     |   | 30  |
| 24   | JONES, JEFF      | 2           | 4     | 6           | 6     | 0   | 3  | 10 | 4 | 1  |     |   | 31  |
| 25   | RAKER, LEE       | 4           | 9     | 4           | 4     | 2   | 2  | 12 | 1 |    |     |   | 22  |
| 60   | LATTIMORE, LEWIS | 0           | 0     | 0           | 0     | 1   | 0  | 0  | 1 |    |     |   | 4   |
| 15   | STOKES, RICKY    | 0           | 1     | 0           | 0     | 0   | 0  | 0  | 1 |    |     |   | 4   |
| 6    | COLLINS, LOUIS   | 0           | 1     | 0           | 0     |     |    |    |   |    |     |   |     |

FINAL 20

SECOND SEMIFINAL - 43rd ANNUAL NATIONAL COLLEGIATE BASKETBALL CHAMPIONSHIP  
OFFICIAL NCAA BASKETBALL BOX SCORE Date March 28, 1981 Site The Spectrum - Philadelphia, Penn.

Box score for Virginia vs North Carolina. Includes player stats for Wood, Al; Worthy, James; Perkins, Sam; Pepper, Mike; Black, Jimmy; Doehaty, Matt; Braddock, Jim; Kenny, Eric. Team totals and FG/FT percentages.

Final summary for Virginia vs North Carolina. Includes technical fouls (Bobby Dialer), attendance (18,276), and score by periods.

37

THIRD PLACE GAME-43rd ANNUAL NATIONAL COLLEGIATE BASKETBALL CHAMPIONSHIP  
OFFICIAL NCAA BASKETBALL BOX SCORE Date Mar 30, 1981 Site The Spectrum, Philadelphia

Box score for Virginia vs Louisiana State. Includes player stats for Baker, Lee; Gates, Terry; Latimore, Lewis; Land, Jeff; Klein, Jeff; Collins, Louis; Robinson, Craig; Wilson, Othell; Jones, Jeff; Sampson, Ralph; Stokes, Ricky. Team totals and FG/FT percentages.

Final summary for Virginia vs Louisiana State. Includes technical fouls (Bobby Dialer), attendance (18,276), and score by periods.

NCAA MIDEAST REGIONAL  
OFFICIAL NCAA BASKETBALL BOX SCORE Date March 19, 1982 Site Indianapolis, Indiana

Box score for Tennessee vs Virginia. Includes player stats for Ellis, Dale; Ray, Steve; Burton, Willie; Beaman, Tyrone; Brooks, Michael; Hyatt, Gerald; Carter, Myron; Evans, Walter; McDonald, Seth; Woods, Kevin; Naler, Kirk; Federmann, Dan. Team totals and FG/FT percentages.

Final summary for Tennessee vs Virginia. Includes technical fouls (Jack Savidge, Charles Range, Arthur Mellace), attendance (14,754), and score by periods.

NCAA MIDEAST REGIONAL  
OFFICIAL NCAA BASKETBALL BOX SCORE Date March 18, 1982 Site Birmingham Coliseum

Box score for UAB Blazers vs Virginia. Includes player stats for Chris Giles; Luellen Foster; Norman Anchrum; Jonathan Nicholas; Oliver Robinson; Murry Bartow; Marvin Ray Johnson; Raymond Gause; Scott McCabe; Lex Drum; Craig Lane; Donnie Speer. Team totals and FG/FT percentages.

Final summary for UAB Blazers vs Virginia. Includes technical fouls (R. Booker Turner, Jerry Scheer, Charlie Vace), attendance (14,754), and score by periods.

OFFICIAL NCAA BASKETBALL BOX SCORE Date 3/19/83 Site BSU PAULION (BASE, ID)

Box score for Washington State vs Virginia. Includes player stats for Washington State (e.g., Pollard, Bryan; HARRIEL, STEVE) and Virginia (e.g., MILLER, JIM; ROBINSON, CRAIG). Final score: Washington State 49, Virginia 25.

Box score for Virginia vs University of Virginia. Includes player stats for Virginia (e.g., MILLER, JIM; ROBINSON, CRAIG) and University of Virginia (e.g., MILLER, JIM; ROBINSON, CRAIG). Final score: Virginia 54, University of Virginia 24.

OFFICIALS: JAMES HOWELL, MICKY CROWLEY, ED MARACICH. Technical Fouls: COACH RAVELING. Attendance: 12,177.

OFFICIAL NCAA BASKETBALL BOX SCORE Date March 24, 1983 Site DEER CENTER - Ogden, Utah

Box score for Boston College vs Virginia. Includes player stats for Boston College (e.g., CLARK, MARTIN; GARRIS, JOHN) and Virginia (e.g., MILLER, JIM; ROBINSON, CRAIG). Final score: Boston College 92, Virginia 47.

Box score for University of Virginia vs Virginia. Includes player stats for University of Virginia (e.g., MILLER, JIM; ROBINSON, CRAIG) and Virginia (e.g., MILLER, JIM; ROBINSON, CRAIG). Final score: University of Virginia 95, Virginia 36.

OFFICIALS: Mike Tanco (Trans American). Technical Fouls: 12, 084. Attendance: 12,084.

OFFICIAL NCAA BASKETBALL BOX SCORE Date March 26, 1983 Site DEER CENTER - Ogden, Utah

Box score for North Carolina State vs Virginia. Includes player stats for North Carolina State (e.g., BAILLY, THURU; CHARLES, LORENZO) and Virginia (e.g., MILLER, JIM; ROBINSON, CRAIG). Final score: North Carolina State 63, Virginia 27.

Box score for University of Virginia vs Virginia. Includes player stats for University of Virginia (e.g., MILLER, JIM; ROBINSON, CRAIG) and Virginia (e.g., MILLER, JIM; ROBINSON, CRAIG). Final score: University of Virginia 62, Virginia 27.

OFFICIALS: Gary Moyer (BIG TEN), Dale Kelley (SUN BELT), Phil Robinson (BIG TEN). Technical Fouls: 0. Attendance: 12,177.

OFFICIAL NCAA BASKETBALL BOX SCORE Date 16 March 1984 Site Meadowlands Arena

Box score for Iona vs Virginia. Includes player stats for Iona (e.g., Tony Hargraves; Gary Springer) and Virginia (e.g., Jim Miller; Kenton Edelin). Final score: Iona 57, Virginia 24.

Box score for Virginia vs Virginia. Includes player stats for Virginia (e.g., Jim Miller; Kenton Edelin) and Virginia (e.g., Jim Miller; Kenton Edelin). Final score: Virginia 58, Virginia 25.

OFFICIALS: Tim Higgins, Ron Zetcher, Tom Rucker; Lou Moser (alt.). Technical Fouls: 16, 714. Attendance: 16,714.

OFFICIAL NCAA BASKETBALL BOX SCORE Date 18 March 1984 Site Meadowlands Arena

Box score for Virginia vs. an unnamed opponent. Includes player statistics for Virginia (4 Jim Miller, 30 Kenton Edelin, etc.) and team totals (25 FG, 42 FGA, 3 FT, 6 FTA, 21 REB, 15 PF, 53 TP).

FG %: 1st Half .526 2nd Half .652 Game .595 FT %: 1st Half .500 2nd Half .520 Game .520

Box score for Arkansas vs. an unnamed opponent. Includes player statistics for Arkansas (24 Charles Balentine, 23 Leroy Sutton, etc.) and team totals (20 FG, 42 FGA, 11 FT, 16 FTA, 22 REB, 14 PF, 51 TP).

FG %: 1st Half .429 2nd Half .524 Game .476 FT %: 1st Half .750 2nd Half .667 Game .688

Score by periods table showing Virginia (21, 28, 4, OT) and Arkansas (21, 28, 2, OT) leading to a final score of 53-51.

OFFICIAL NCAA BASKETBALL BOX SCORE Date March 22, 1984 Site Atlanta, GA

Box score for Virginia vs. Syracuse. Includes player statistics for Virginia (4 Miller Jim, 30 Edelin, etc.) and team totals (22 FG, 45 FGA, 19 FT, 26 FTA, 41 REB, 19 PF, 63 TP).

FG %: 1st Half .374 2nd Half .688 Game .489 FT %: 1st Half .4-8 = .500 2nd Half .15-26 = .577 Game .528

Box score for Syracuse vs. an unnamed opponent. Includes player statistics for Syracuse (16 Addison Rafael, 35 Keving Sean, etc.) and team totals (23 FG, 61 FGA, 9 FT, 12 FTA, 39 REB, 34 PF, 55 TP).

FG %: 1st Half .8-29 = .276 2nd Half .15-32 = .469 Game .377 FT %: 1st Half 0-0 = .000 2nd Half 9-12 = .750 Game .750

Score by periods table showing Virginia (26, 37, OT) and Syracuse (16, 39, OT) leading to a final score of 63-55.

Officials: Bobby Dibler, Charles Vacca, Sonny Holmes. Attendance: 16,723.

46th ANNUAL NATIONAL COLLEGIATE BASKETBALL CHAMPIONSHIP FINAL

OFFICIAL NCAA BASKETBALL BOX SCORE Date MAR. 31, 1984 Site KINGDOME, SEATTLE

Box score for Virginia (21-11) vs. Indiana (22-9). Includes player statistics for Virginia (4 Miller Jim, 30 Edelin, etc.) and team totals (18 FG, 39 FGA, 14 FT, 18 FTA, 26 REB, 12 PF, 50 TP).

FG %: 1st Half 9-26 = .346 2nd Half 9-19 = .474 Game .462 FT %: 1st Half 5-5 = 1.000 2nd Half 9-12 = .750 Game .778

Box score for Indiana vs. an unnamed opponent. Includes player statistics for Indiana (4 Giem Mike, 30 Simmons Marty, etc.) and team totals (21 FG, 45 FGA, 6 FT, 6 FTA, 21 REB, 18 PF, 48 TP).

FG %: 1st Half 12-25 = .480 2nd Half 9-20 = .450 Game .467 FT %: 1st Half 2-2 = 1.000 2nd Half 4-4 = 1.000 Game 1.000

Score by periods table showing Virginia (23, 27, OT) and Indiana (26, 22, OT) leading to a final score of 50-46.

Officials: Booker Turner, Ron Spitzer, Mike Tanco. Attendance: 16,723.

Officials: Jim Clark-Henry, Nichols-Dick Paparo. Attendance: 38,471.

OFFICIAL NCAA BASKETBALL BOX SCORE Date March 13, 1986 Site Greensboro, N.C. VISITORS (Last Name, First) FINAL

HOME (Last Name, First) No. VIRGINIA FG FGA FT FTA REB PF TP MIN A TO BLK S

OFFICIALS: Spilner, Kite, Parramore SCORE BY PERIODS 1st H. 2nd H. OT OT FINAL

VISITORS (Last Name, First) FINAL Date 2-16-81 Site DALLAS, TX - DEC

HOME (Last Name, First) No. VIRGINIA FG FGA FT FTA REB PF TP MIN A TO BLK S

OFFICIALS: PAUL GALVAN, JOHN DABROW & BYRON JOHNSON SCORE BY PERIODS 1st H. 2nd H. OT OT FINAL

OFFICIAL NCAA BASKETBALL BOX SCORE Date 3-16-89 Site Memorial Gymnasium

HOME (Last Name, First) No. VIRGINIA FG FGA FT FTA REB PF TP MIN A TO BLK S

OFFICIAL NCAA BASKETBALL BOX SCORE Date 1-18-89 Site Memorial Gym, Nashville, TN

HOME (Last Name, First) No. VIRGINIA FG FGA FT FTA REB PF TP MIN A TO BLK S

OFFICIAL NCAA BASKETBALL BOX SCORE

Date 3-23-89 Site Lexington, Ky

VISITORS (Last Name, First)

Box score table for Virginia vs. Virginia (22-11) with columns for player name, FG, FGA, 3-point, FT, FTA, Rebounds, PF, TP, A, TO, BLK, S, MIN.

Summary statistics for Virginia: TEAM REBOUNDS (included in Totals) 0 2 2, TOTALS 27 56 5 8 27 36 17 21 38 10 36, TOTAL FG%: 1st Half 55.2%, 2nd Half 40.7%, 3-PT. FG %: 1st Half 66.7%, 2nd Half 60.0%, FT %: 1st Half 61.5%, 2nd Half 82.6%, Game 48.2%, Rebounds 5, Game 75.0%.

HOME (Last Name, First)

Box score table for Oklahoma with columns for player name, FG, FGA, 3-point, FT, FTA, Rebounds, PF, TP, A, TO, BLK, S, MIN.

Summary statistics for Oklahoma: TEAM REBOUNDS (included in Totals) 0 1 1, TOTALS 32 64 8 21 8 9 9 17 26 26 30, TOTAL FG%: 1st Half 48.4%, 2nd Half 51.5%, 3-PT. FG %: 1st Half 38.5%, 2nd Half 37.5%, FT %: 1st Half 100.0%, 2nd Half 85.7%, Game 50.0%, Rebounds 2, Game 38.9%.

OFFICIALS: Gene Manje, Bobby Didier, & Herman Ramsey

Attendance: 22,314

SCORE BY PERIODS table with columns for 1st H., 2nd H., OT, OT, FINAL for Virginia and Oklahoma.

OFFICIAL NCAA BASKETBALL BOX SCORE

Date 3-25-89 Site Lexington, Ky

VISITORS (Last Name, First)

Box score table for Virginia (22-11) vs. Michigan (28-7) with columns for player name, FG, FGA, 3-point, FT, FTA, Rebounds, PF, TP, A, TO, BLK, S, MIN.

Summary statistics for Virginia: TEAM REBOUNDS (included in Totals) 1 0 1, TOTALS 24 63 8 22 9 22 9 24 33 16 65, TOTAL FG%: 1st Half 35.7%, 2nd Half 40.0%, 3-PT. FG %: 1st Half 20.0%, 2nd Half 50.0%, FT %: 1st Half 50.0%, 2nd Half 37.5%, Game 38.1%, Rebounds 5, Game 40.9%.

HOME (Last Name, First)

Box score table for Michigan (28-7) with columns for player name, FG, FGA, 3-point, FT, FTA, Rebounds, PF, TP, A, TO, BLK, S, MIN.

Summary statistics for Michigan: TEAM REBOUNDS (included in Totals) 2 0 2, TOTALS 41 70 11 20 9 12 6 37 43 23 102, TOTAL FG%: 1st Half 57.1%, 2nd Half 59.5%, 3-PT. FG %: 1st Half 57.1%, 2nd Half 53.8%, FT %: 1st Half 66.7%, 2nd Half 77.8%, Game 58.6%, Rebounds 3, Game 75.0%.

OFFICIALS: Mickey Crowley, Jim Burr, & Frank Bosone

Attendance: 22,755

SCORE BY PERIODS table with columns for 1st H., 2nd H., OT, OT, FINAL for Virginia and Michigan.

OFFICIAL NCAA BASKETBALL BOX SCORE

Date 3/18/90 Site Richmond Coliseum

VISITORS (Last name, first) (Indicate starters with an asterisk)

Box score table for Virginia (20-2) vs. Syracuse (26-6) with columns for player name, FG, FGA, 3-point, FT, FTA, Rebounds, PF, TP, A, TO, BLK, S, MIN.

Summary statistics for Virginia: TEAM REBOUNDS (included in Totals) 1 0 1, TOTALS 24 55 6 14 7 10 11 17 25 12 61, TOTAL FG%: 1st half 10-28 35.7%, 2nd half 14-27 51.9%, 3-PT. FG %: 1st half 2-7 28.6%, 2nd half 4-7 57.1%, FT %: 1st half 6-8 75.0%, 2nd half 1-2 50.0%, Game 43.2%, Rebounds 4, Game 70.0%.

HOME (Last name, first) (Indicate starters with an asterisk)

Box score table for Syracuse (26-6) with columns for player name, FG, FGA, 3-point, FT, FTA, Rebounds, PF, TP, A, TO, BLK, S, MIN.

Summary statistics for Syracuse: TEAM REBOUNDS (included in Totals) 1 1 2, TOTALS 24 56 3 12 12 15 15 20 35 12 63, TOTAL FG%: 1st half 16-33 48.5%, 2nd half 8-23 34.8%, 3-PT. FG %: 1st half 3-9 33.3%, 2nd half 0-3 0%, FT %: 1st half 6-6 100%, 2nd half 6-7 85.7%, Game 42.9%, Rebounds 2, Game 60%.

OFFICIALS: Bobby Dibler, Tom Rucker, & George Watts (ait.)

SCORE BY PERIODS table with columns for 1st H., 2nd H., OT, OT, FINAL for Virginia and Syracuse.

OFFICIAL NCAA BASKETBALL BOX SCORE

Date 3-18-90 Site Richmond Coliseum

VISITORS (Last name, first) (Indicate starters with an asterisk) FINAL

Box score table for Notre Dame (16-13) with columns for player name, FG, FGA, 3-point, FT, FTA, Rebounds, PF, TP, A, TO, BLK, S, MIN.

Summary statistics for Notre Dame: TEAM REBOUNDS (included in Totals) 1 1 2, TOTALS 29 51 2 4 7 9 8 14 22 24 67, TOTAL FG%: 1st half 9-19 47.4%, 2nd half 20-32 62.5%, 3-PT. FG %: 1st half 0-0, 2nd half 2-4 50%, FT %: 1st half 6-0, 2nd half 7-9 77.8%, Game 56.9%, Rebounds 0, Game 77.8%.

HOME (Last name, first) (Indicate starters with an asterisk)

Box score table for Virginia (20-14) with columns for player name, FG, FGA, 3-point, FT, FTA, Rebounds, PF, TP, A, TO, BLK, S, MIN.

Summary statistics for Virginia: TEAM REBOUNDS (included in Totals) 2 2 4, TOTALS 26 52 2 9 12 17 17 16 33 14 75, TOTAL FG%: 1st half 14-30 46.7%, 2nd half 12-22 54.5%, 3-PT. FG %: 1st half 0-1 0%, 2nd half 2-5 40%, FT %: 1st half 0-1 0%, 2nd half 21-26 80.8%, Game 50%, Rebounds 1, Game 77.8%.

OFFICIALS: Bobby Dibler, Sonny Holmes, & George Watts (ait.)

SCORE BY PERIODS table with columns for 1st H., 2nd H., OT, OT, FINAL for Notre Dame and Virginia.

OFFICIAL NCAA BASKETBALL BOX SCORE Site: Jon M. Huntsman Center
Brigham Young University 21-12 Date: March 14, 1991

BYU (VISITORS) Box Score Table with columns for FG, 3-PT, FT, Rebounds, PF, TP, A, TO, BLK, ST, MN.

Team Totals, Deadball Rebounds: 2, 0: 2
Tot FG %: 1st Half: 7-17 .412 2nd Half: 12-20 .600
3-PT FG %: 1st Half: 1-2 .500 2nd Half: 1-3 .333
FT %: 1st Half: 4-6 .667 2nd Half: 17-19 .895

LVA (HOME) Box Score Table with columns for FG, 3-PT, FT, Rebounds, PF, TP, A, TO, BLK, ST, MN.

Team Totals, Deadball Rebounds: 2, 0: 2
Tot FG %: 1st Half: 8-31 .258 2nd Half: 10-34 .294
3-PT FG %: 1st Half: 1-4 .250 2nd Half: 0-11 .000
FT %: 1st Half: 5-7 .714 2nd Half: 6-7 .857

OFFICIALS: Hightower (R), Freund, Sanzere
Technical Fouls: none
Attendance: 14,776
Comments: Courtside software by CompuSTATS(TM) / San Diego, CA (619)296-7834

OFFICIAL NCAA BASKETBALL BOX SCORE Date 3/19/93 Arena Carriac Dome
VISITORS (Last name, first) (Indicate starters by position or with an asterisk) Starting Time 8:45 City, State Sva NY

MANHATTAN (23-7) Box Score Table with columns for FG, 3-PT, FT, Rebounds, PF, TP, A, TO, BLK, S, MIN.

TEAM REBOUNDS (Included in Totals) 22 4
TOTALS 24 63 7 25 11 12 18 19 36 19 16 15 16 0 3 200

VIRGINIA (20-9) Box Score Table with columns for FG, 3-PT, FT, Rebounds, PF, TP, A, TO, BLK, S, MIN.

TEAM REBOUNDS (Included in Totals) 0 0
TOTALS 29 55 6 18 14 23 12 23 35 11 18 18 12 2 9 200

Technical Fouls:
Attendance: 12,703
Officials: Tom Rucker, Steve Welmer, Phil Boya
SCORE BY PERIODS: 1st 2nd OT OT FINAL
Manhattan 30 36 46
Virginia 38 40 78

OFFICIAL NCAA BASKETBALL BOX SCORE 03-26-93 E. Rutherford
Licensed To: N.J.S.E.A. FINAL BOX

Manhattan vs Cincinnati Box Score Table with columns for FG, 3-PT, FT, Rebounds, PF, TP, A, TO, BLK, S, MIN.

TEAM REBOUNDS (Included in Totals) 16 7
TOTALS 25 51 3 10 18 31 15 31 44 16 7 13 12 0 6 200

Massachusetts (24-7) Box Score Table with columns for FG, 3-PT, FT, Rebounds, PF, TP, A, TO, BLK, S, MIN.

TEAM REBOUNDS (Included in Totals) 21 3
TOTALS 21 46 5 20 9 13 16 21 37 25 5 11 10 2 5 200

Technical Fouls: 1
Attendance:
OFFICIALS: #1- Dave Libbey #2- Tom Lopez #3- David Hall
SCORE BY PERIODS: 1 2 OT OT OT FINAL
Virginia 24 30 54
Cincinnati 31 40 71





OFFICIAL NCAA BASKETBALL BOX SCORE Date 3/24/95 Arena Kemper Arena

Table with columns for player name, team, FG, FGA, 3PT, 3PTA, FT, FTA, REB, STL, BLK, PF, TP, A, TO, BLK, S, MIN. Includes Virginia and Kansas City, MO players.

TEAM REBOUNDS (Included in Totals) 23 35 32 49 21 47 5 12 5 5 200
TOTAL FG%: 1st half 37.5 (12-32) 2nd half 35.5 (11-31) Game 36.5 (23-63) Deadball
3-PT FG%: 1st half 23.3 (3-9) 2nd half 22.2 (2-9) Game 27.8 (5-18) rebounds 3
FT%: 1st half 66.7 (4-6) 2nd half 66.7 (12-18) Game 66.7 (16-24)

HOME (Indicate starters by position or with an asterisk) Table with columns for player name, team, FG, FGA, 3PT, 3PTA, FT, FTA, REB, STL, BLK, PF, TP, A, TO, BLK, S, MIN. Includes Kansas players.

TEAM REBOUNDS (Included in Totals) 21 22 4 21 14 27 16 26 44 21 58 11 10 5 5 209
TOTAL FG%: 1st half 36.4 (12-33) 2nd half 31.0 (9-29) Game 23.9 (21-42) Deadball
3-PT FG%: 1st half 00.0 (0-8) 2nd half 15.4 (2-13) Game 9.5 (2-21) rebounds 6
FT%: 1st half 40.0 (4-10) 2nd half 58.0 (10-17) Game 57.9 (14-27)

Technical fouls: None
Attendance: 11,653
Officials: John Clougherty, Ted Hillary, Jim Haney
SCORE BY PERIODS 1st H. 2nd H. OT OT FINAL
Virginia 31 36 67
Kansas 28 30 58

OFFICIAL NCAA BASKETBALL BOX SCORE Date 3/24/95 Arena Kemper Arena

Table with columns for player name, team, FG, FGA, 3PT, 3PTA, FT, FTA, REB, STL, BLK, PF, TP, A, TO, BLK, S, MIN. Includes LVA and Kansas City, MO players.

TEAM REBOUNDS (Included in Totals) 19 26 6 21 17 28 18 23 41 22 41 9 14 1 0 200
TOTAL FG%: 1st half 29.2 (7-24) 2nd half 37.5 (12-32) Game 29.3 (19-66) Deadball
3-PT FG%: 1st half 20.0 (1-5) 2nd half 31.3 (5-14) Game 28.4 (6-21) rebounds 1
FT%: 1st half 71.4 (10-14) 2nd half 58.0 (7-14) Game 66.7 (17-28)

HOME (Indicate starters by position or with an asterisk) Table with columns for player name, team, FG, FGA, 3PT, 3PTA, FT, FTA, REB, STL, BLK, PF, TP, A, TO, BLK, S, MIN. Includes Arkansas players.

TEAM REBOUNDS (Included in Totals) 23 58 5 24 17 21 14 29 43 22 68 13 11 3 9 209
TOTAL FG%: 1st half 37.9 (11-29) 2nd half 41.4 (12-29) Game 39.7 (33-58) Deadball
3-PT FG%: 1st half 11.7 (2-12) 2nd half 35.0 (3-12) Game 20.8 (5-25) rebounds 2
FT%: 1st half 100.0 (3-3) 2nd half 77.8 (14-18) Game 81.0 (17-21)

Technical fouls: None
Attendance: 15,622
Officials: Charles Rancie, John Cahill, Mark Putschliog
SCORE BY PERIODS 1st H. 2nd H. OT OT FINAL
Virginia 25 36 61
Arkansas 27 41 68

OFFICIAL NCAA BASKETBALL BOX SCORE Site: Huntsman Center-Salt Lake City Date: March 13, 1997

Table with columns for player name, team, FG, FGA, 3PT, 3PTA, FT, FTA, REB, STL, BLK, PF, TP, A, TO, BLK, S, MIN. Includes UVA (VISITORS) and Iowa (HOME) players.

Totals: FG 22 50 6 21 10 10 6 21 27 16 60 14 5 3 1 200
Tot FG %: 1st Half: 11-28 .393 2nd Half: 11-22 .500 Game: .440
3-PT FG %: 1st Half: 2-12 .167 2nd Half: 4-9 .444 Game: .286
FT %: 1st Half: 4-4 1.000 2nd Half: 6-6 1.000 Game: 1.000

Table with columns for player name, team, FG, FGA, 3PT, 3PTA, FT, FTA, REB, STL, BLK, PF, TP, A, TO, BLK, S, MIN. Includes Iowa (HOME) players.

Totals: FG 30 69 4 19 9 15 22 22 44 10 73 21 3 5 3 200
Tot FG %: 1st Half: 17-37 .459 2nd Half: 13-32 .406 Game: .435
3-PT FG %: 1st Half: 3-10 .300 2nd Half: 1-9 .111 Game: .211
FT %: 1st Half: 0-1 .000 2nd Half: 9-14 .643 Game: .600

OFFICIALS: Mike Kitts, Edward Corbett, Hal Lusk
Technical Fouls: none
Attendance: 13,886
Comments: 1997 NCAA Tournament - 1st Round - Salt Lake City

NCAA BASKETBALL 1ST & 2ND ROUND(MEMPHIS) FINAL BOX SCORE The Pyramid; Memphis, TN

Table with columns for player name, team, FG, FGA, 3PT, 3PTA, FT, FTA, REB, STL, BLK, PF, TP, A, TO, BLK, S, MIN. Includes Gonzaga and Virginia players.

Totals: FG 30 59 9 16 17 27 14 24 38 28 86 16 17 4 7 208
TOTAL FG%: 1ST HALF .500 (14-28) 2ND HALF .516 (16-31) GAME .508 DEADBALL
3-PT. FG%: 1ST HALF .667 (6-9) 2ND HALF .429 (3-7) GAME .563 REBOUNDS 4
TOTAL FT%: 1ST HALF .778 (14-18) 2ND HALF .333 (3-9) GAME .630

Table with columns for player name, team, FG, FGA, 3PT, 3PTA, FT, FTA, REB, STL, BLK, PF, TP, A, TO, BLK, S, MIN. Includes Virginia players.

Totals: FG 31 69 11 24 12 14 14 22 36 24 85 18 11 7 6 208
TOTAL FG%: 1ST HALF .444 (16-36) 2ND HALF .455 (15-33) GAME .459 DEADBALL
3-PT. FG%: 1ST HALF .308 (3-10) 2ND HALF .571 (8-14) GAME .458 REBOUNDS 1
TOTAL FT%: 1ST HALF 1.000 (7-7) 2ND HALF .714 (5-7) GAME .857

OFFICIALS: TOM LOPES, JIM HANEY, JACK SWEENEY
TECHNICAL FOULS:
ATTENDANCE: 0
SCORE BY PERIODS 1ST H 2ND H FINAL
GONZAGA 48 38 86
VIRGINIA 42 43 85

Official Basketball Box Score -- GAME TOTALS -- FINAL STATISTICS

Albany vs Virginia
03-16-07 12:15 PM ET at Nationwide Arena, Columbus, OH

VISITORS: Albany 23-10

Table with columns for Player Name, FG-FGA, 3-PT, FT-FTA, REBOUNDS (Off, Def, Tot), PF, TP, A, TO, BLK, S, MIN. Includes team totals for Albany.

TOTAL FG% 1st Half: 10-30 33.3% 2nd Half: 12-28 42.9% Game: 37.9% DEADB
3-Pt. FG% 1st Half: 3-15 20.0% 2nd Half: 5-11 45.5% Game: 30.8% REBS
F Throw % 1st Half: 2-3 66.7% 2nd Half: 3-4 75.0% Game: 71.4% 0

HOME TEAM: Virginia 21-10

Table with columns for Player Name, FG-FGA, 3-PT, FT-FTA, REBOUNDS (Off, Def, Tot), PF, TP, A, TO, BLK, S, MIN. Includes team totals for Virginia.

TOTAL FG% 1st Half: 15-28 53.6% 2nd Half: 15-28 53.6% Game: 53.6% DEADB
3-Pt. FG% 1st Half: 5-9 55.6% 2nd Half: 4-8 50.0% Game: 52.9% REBS
F Throw % 1st Half: 10-12 83.3% 2nd Half: 5-6 83.3% Game: 83.3% 1

Officials: Tom Lopes, Hal Husk, Sean Singletary
Technical fouls: Albany-None. Virginia-None.

Attendance:

Score by Periods table with columns for 1st, 2nd, Total and rows for Albany and Virginia.

Points in the paint-ALBANY 20, VA 30. Points off turnovers-ALBANY 9, VA 10.
2nd chance points-ALBANY 4, VA 16. Fast break points-ALBANY 0, VA 15.
Bench points-ALBANY 8, VA 8. Score tied-0 times. Lead changed-0 times.
Last FG-ALBANY 2nd-01:37, VA 2nd-00:47.
Largest Lead-ALBANY None, VA by 30 2nd-15:05.

Official Basketball Box Score -- GAME TOTALS -- FINAL STATISTICS

Tennessee vs Virginia
3/18/07 12:10 PM ET at Nationwide Arena - Columbus, Ohio

VISITORS: Tennessee 24-10

Table with columns for Player Name, FG-FGA, 3-PT, FT-FTA, REBOUNDS (Off, Def, Tot), PF, TP, A, TO, BLK, S, MIN. Includes team totals for Tennessee.

TOTAL FG% 1st Half: 10-29 34.5% 2nd Half: 12-25 48.0% Game: 40.7% DEADB
3-Pt. FG% 1st Half: 6-16 37.5% 2nd Half: 5-10 50.0% Game: 42.3% REBS
F Throw % 1st Half: 9-16 56.3% 2nd Half: 13-16 81.3% Game: 68.8% 7,1

HOME TEAM: Virginia 21-11

Table with columns for Player Name, FG-FGA, 3-PT, FT-FTA, REBOUNDS (Off, Def, Tot), PF, TP, A, TO, BLK, S, MIN. Includes team totals for Virginia.

TOTAL FG% 1st Half: 10-24 41.7% 2nd Half: 8-24 33.3% Game: 37.5% DEADB
3-Pt. FG% 1st Half: 5-13 38.5% 2nd Half: 2-13 15.4% Game: 26.9% REBS
F Throw % 1st Half: 13-15 86.7% 2nd Half: 18-21 85.7% Game: 86.1% 1

Officials: John Higgins, Paul Janssen, Hal Lusk
Technical fouls: Tennessee-None. Virginia-None.

Attendance:

Score by Periods table with columns for 1st, 2nd, Total and rows for Tennessee and Virginia.

Points in the paint-UT 18, VA 14. Points off turnovers-UT 13, VA 24.
2nd chance points-UT 8, VA 5. Fast break points-UT 7, VA 4.
Bench points-UT 18, VA 18. Score tied-3 times. Lead changed-3 times.
Last FG-UT 2nd-02:31, VA 2nd-00:12.
Largest Lead-UT by 10 2nd-13:06, VA by 11 1st-04:30.

Official Basketball Box Score -- Game Totals -- Final Statistics

Coastal Carolina vs Virginia
3/21/14 9:15 p.m. at Raleigh, N.C. (PNC Arena)

Coastal Carolina 59 • 21-13

Table with columns for Player Name, FG-FGA, 3-PT, FT-FTA, REBOUNDS (Off, Def, Tot), PF, TP, A, TO, BLK, Stl, Min. Includes team totals for Coastal Carolina and Virginia.

FG % 1st Half: 13-25 52.0% 2nd half: 8-25 32.0% Game: 21-50 42.0%
3FG % 1st Half: 5-10 50.0% 2nd half: 4-9 44.4% Game: 9-19 47.4%
FT % 1st Half: 4-6 66.7% 2nd half: 4-8 50.0% Game: 8-14 57.1%

Virginia 70 • 29-6

Table with columns for Player Name, FG-FGA, 3-PT, FT-FTA, REBOUNDS (Off, Def, Tot), PF, TP, A, TO, BLK, Stl, Min. Includes team totals for Coastal Carolina and Virginia.

FG % 1st Half: 8-20 40.0% 2nd half: 13-20 65.0% Game: 21-40 52.5%
3FG % 1st Half: 2-7 28.6% 2nd half: 6-10 60.0% Game: 8-17 47.1%
FT % 1st Half: 12-15 80.0% 2nd half: 8-10 80.0% Game: 20-25 80.0%

Officials: Verne Harris, Dwayne Gladden, Jose Carrion
Technical fouls: Coastal Carolina-None. Virginia-None.
Attendance: 17472
Fouled out: Coastal: #0 Gillis, W at 2:10 in 2nd half

Score by periods table with columns for 1st, 2nd, Total and rows for Coastal Carolina and Virginia.

Last FG - COASTAL 2nd-00:13, VA 2nd-02:26.
Largest lead - COASTAL by 10 1st-04:25, VA by 16 2nd-01:43.

Score tied - 4 times. Lead changed - 8 times. Table with columns for Points, In Paint, Off T/O, 2nd Chance, Fast Break, Bench and rows for Coastal Carolina and Virginia.

Official Basketball Box Score -- Game Totals -- Final Statistics

Virginia vs Florida
3/16/12 1:10 PM CT at CenturyLink Center, Omaha, Nebraska

Virginia 45 • 22-10

Table with columns for Player Name, FG-FGA, 3-PT, FT-FTA, REBOUNDS (Off, Def, Tot), PF, TP, A, TO, BLK, Stl, Min. Includes team totals for Virginia.

Florida 71 • 24-10

Table with columns for Player Name, FG-FGA, 3-PT, FT-FTA, REBOUNDS (Off, Def, Tot), PF, TP, A, TO, BLK, Stl, Min. Includes team totals for Florida.

Officials: John Higgins, John Gaffney, and Timothy Kitts
Technical fouls: Virginia-None. Florida-None.

Score by periods table with columns for 1st, 2nd, Total and rows for Virginia and Florida.

Last FG - VIRGINIA 2nd-00:46, FLORIDA 2nd-00:14.
Largest lead - VIRGINIA by 8 1st-14:43, FLORIDA by 26 2nd-04:56.

Score tied - 0 times. Lead changed - 1 time.

Official Basketball Box Score -- Game Totals -- Final Statistics
Memphis vs Virginia
3/23/14 8:40 p.m. at Raleigh, N.C. (PNC Arena)

Memphis 60 • 23-10

Table with columns: Player, FG-FGA, 3-Ptr, FT-FTA, Rebounds, PF, TP, A TO Blk Stl, Min. Lists Memphis players and totals.

FG % 1st Half: 8-30 26.7% 2nd half: 16-29 55.2% Game: 24-59 40.7%
3FG % 1st Half: 1-9 11.1% 2nd half: 2-4 50.0% Game: 3-13 23.1%
FT % 1st Half: 3-4 75.0% 2nd half: 6-17 35.3% Game: 9-21 42.9%

Virginia 78 • 30-6

Table with columns: Player, FG-FGA, 3-Ptr, FT-FTA, Rebounds, PF, TP, A TO Blk Stl, Min. Lists Virginia players and totals.

FG % 1st Half: 14-25 56.0% 2nd half: 16-29 55.2% Game: 30-54 55.6%
3FG % 1st Half: 2-6 33.3% 2nd half: 3-5 60.0% Game: 5-11 45.5%
FT % 1st Half: 5-7 71.4% 2nd half: 8-9 88.9% Game: 13-16 81.3%

Officials: Mike Roberts, Don Daily, Lamar Simpson
Technical fouls: Memphis-None. Virginia-None.
Attendance: 18712

Score by periods table with columns: 1st, 2nd, Total. Rows for Memphis and Virginia.

Points In Off 2nd Fast table with columns: Points, In, Off, 2nd, Fast. Rows for MEM and VA.

Last FG - MEM 2nd-00:21, VA 2nd-01:06.
Largest lead - MEM by 4 1st-17:54, VA by 27 2nd-03:08.

Score tied - 4 times.
Lead changed - 7 times.

Official Basketball Box Score -- Game Totals -- Final Statistics
Michigan State vs Virginia
03/28/14 10:07pm at Madison Square Garden, New York, NY

Michigan State 61 • 29-8

Table with columns: Player, FG-FGA, 3-Ptr, FT-FTA, Rebounds, PF, TP, A TO Blk Stl, Min. Lists Michigan State players and totals.

FG % 1st Half: 11-23 47.8% 2nd half: 10-24 41.7% Game: 21-47 44.7%
3FG % 1st Half: 3-8 37.5% 2nd half: 2-6 33.3% Game: 5-14 35.7%
FT % 1st Half: 6-7 85.7% 2nd half: 8-11 72.7% Game: 14-18 77.8%

Virginia 59 • 30-7

Table with columns: Player, FG-FGA, 3-Ptr, FT-FTA, Rebounds, PF, TP, A TO Blk Stl, Min. Lists Virginia players and totals.

FG % 1st Half: 11-29 37.9% 2nd half: 9-28 32.1% Game: 20-57 35.1%
3FG % 1st Half: 3-10 30.0% 2nd half: 3-8 37.5% Game: 6-18 33.3%
FT % 1st Half: 2-4 50.0% 2nd half: 11-13 84.6% Game: 13-17 76.5%

Officials: L. Douglas Sirmons, James Breeding, Brian O'Connell
Technical fouls: Michigan State-None. Virginia-None.
Attendance: 19314
2014 NCAA Division I Men's Basketball East Regional Semifinal

Score by periods table with columns: 1st, 2nd, Total. Rows for Michigan State and Virginia.

Points In Off 2nd Fast table with columns: Points, In, Off, 2nd, Fast. Rows for MIST and VA.

Last FG - MIST 2nd-00:50, VA 2nd-00:02.
Largest lead - MIST by 10 1st-09:45, VA by 4 2nd-14:29.

Score tied - 7 times.
Lead changed - 4 times.

Official Basketball Box Score -- Game Totals -- Final Statistics
Belmont vs Virginia
03/20/15 3:27 p.m. at Time Warner Cable Arena (Charlotte,N.C.)

Belmont 67 • 22-11

Table with columns: Player, FG-FGA, 3-Ptr, FT-FTA, Rebounds, PF, TP, A TO Blk Stl, Min. Lists Belmont players and totals.

FG % 1st Half: 13-29 44.8% 2nd half: 14-28 50.0% Game: 27-57 47.4%
3FG % 1st Half: 5-12 41.7% 2nd half: 3-13 23.1% Game: 8-25 32.0%
FT % 1st Half: 1-1 100.0% 2nd half: 4-5 80.0% Game: 5-6 83.3%

Virginia 79 • 30-3

Table with columns: Player, FG-FGA, 3-Ptr, FT-FTA, Rebounds, PF, TP, A TO Blk Stl, Min. Lists Virginia players and totals.

FG % 1st Half: 16-34 47.1% 2nd half: 10-23 43.5% Game: 26-57 45.6%
3FG % 1st Half: 5-12 41.7% 2nd half: 1-5 20.0% Game: 6-17 35.3%
FT % 1st Half: 3-4 75.0% 2nd half: 18-21 85.7% Game: 21-25 84.0%

Officials: Mark Whitehead, Keith Kimble, Gene Staterore
Technical fouls: Belmont-None. Virginia-None.
Attendance: 16551

Score by periods table with columns: 1st, 2nd, Total. Rows for Belmont and Virginia.

Points In Off 2nd Fast table with columns: Points, In, Off, 2nd, Fast. Rows for BEL and VA.

Last FG - BEL 2nd-00:37, VA 2nd-00:51.
Largest lead - BEL by 6 1st-14:06, VA by 14 2nd-15:22.
BEL led for 07:17. VA led for 32:07. Game was tied for 00:36.

Score tied - 1 time.
Lead changed - 4 times.

Official Basketball Box Score -- Game Totals -- Final Statistics
Michigan State vs Virginia
03/22/15 12:10 p.m. at Time Warner Cable Arena (Charlotte,N.C.)

Michigan State 60 • 25-11

Table with columns: Player, FG-FGA, 3-Ptr, FT-FTA, Rebounds, PF, TP, A TO Blk Stl, Min. Lists Michigan State players and totals.

FG % 1st Half: 9-20 45.0% 2nd half: 8-20 40.0% Game: 17-40 42.5%
3FG % 1st Half: 3-6 50.0% 2nd half: 3-6 50.0% Game: 6-12 50.0%
FT % 1st Half: 2-6 33.3% 2nd half: 18-27 66.7% Game: 20-33 60.6%

Virginia 54 • 30-4

Table with columns: Player, FG-FGA, 3-Ptr, FT-FTA, Rebounds, PF, TP, A TO Blk Stl, Min. Lists Virginia players and totals.

FG % 1st Half: 8-30 26.7% 2nd half: 9-27 33.3% Game: 17-57 29.8%
3FG % 1st Half: 1-7 14.3% 2nd half: 1-10 10.0% Game: 2-17 11.8%
FT % 1st Half: 1-2 50.0% 2nd half: 17-24 70.8% Game: 18-26 69.2%

Officials: Mark Whitehead, Bryan Kersey, Joe Lindsay
Technical fouls: Michigan State-None. Virginia-None.
Attendance:

Score by periods table with columns: 1st, 2nd, Total. Rows for Michigan State and Virginia.

Points In Off 2nd Fast table with columns: Points, In, Off, 2nd, Fast. Rows for MSU and VA.

Last FG - MSU 2nd-02:51, VA 2nd-00:03.
Largest lead - MSU by 12 2nd-15:10, VA by 2 1st-18:59.
MSU led for 38:12. VA led for 00:18. Game was tied for 01:30.

Score tied - 1 time.
Lead changed - 1 time.





## THE LAST TIME

### VIRGINIA INDIVIDUALS

- **Scored 30 points:** Joe Harris (36) vs. Duke (2/28/13)
- **Scored 40 points:** Sean Singletary (41) at Miami (3/1/08)
- **Two players with 20 points:** London Perrantes (24) and Marial Shayok (23) vs. UNC Wilmington (3/16/17)
- **Three players with 20 points:** Chris Williams (27), Roger Mason, Jr. (22) and Donald Hand (20) vs. Duke (1/5/00)
- **Four players with 20 points:** Chris Williams (23), Donald Hand (22), Adam Hall (21) and Travis Watson (20) vs. Georgetown (3/15/00)
- **A player with back-to-back 25-point games:** Joe Harris, 26 vs. Virginia Tech (2/12/13), 27 at North Carolina (2/16/13)
- **One player scored in double figures:** Devon Hall (10) at Louisville (12/28/16)
- **No players scored in double figures:** vs. Florida (3/18/17)
- **Five players scored in double figures:** London Perrantes (16), Devon Hall (15), Marial Shayok (14), Darius Thompson (11), Jarred Reuter (10) at Pitt (1/4/17)
- **Six players scored in double figures:** Sean Singletary (27), Adrian Joseph (13), Jamil Tucker (13), Mamadi Diane (12), Calvin Baker (11), Laurynas Mikalauskas (11), vs. Maryland (3/9/08)
- **Seven players scored in double figures:** Cornel Parker (20), Junior Burrough (15), Ted Jeffries (14), Cory Alexander (13), Jason Williford (12), Yuri Barnes (11) and Doug Smith (11) vs. Clemson (1/13/93)
- **Had 15 rebounds:** Mike Tobey (16) vs. Tenn. State (11/25/14)
- **Had 20 rebounds:** Mike Tobey (20) vs. Louisville (3/5/16)
- **Had 25 rebounds:** Bob Mortell (25) vs. Washington & Lee (2/27/60)
- **Two players with 10 rebounds:** Anthony Gill (13) and Darion Atkins (10) vs. Davidson (12/30/14)
- **Three players with 10 rebounds:** Yuri Barnes (13), Jason Williford (12) and Junior Burrough (11) vs. Rice (12/4/93)
- **Double-Double:** London Perrantes (16 pts, 10 assts) at NC State (2/25/17)
- **Two players had a double-double:** Anthony Gill (25 pts, 13 rebs) and D. Atkins (13 pts, 10 rebs) vs. Davidson (12/30/14)
- **Three players had a double-double:** Jason Williford (10 pts, 15 rebs), Ted Jeffries (23 pts, 10 rebs), and Cornel Parker (11 pts, 11 rebs) at William & Mary (1/25/93)
- **Double-Double with points and assists:** London Perrantes (16 pts, 11 assists) vs. George Mason (11/22/15)
- **Triple-Double:** Ralph Sampson (15 pts, 22 rebs, 10 blks) vs. Old Dominion (12/29/79)
- **Four Double-Doubles in a row:** Mike Scott [5 in a row] (27 pts, 15 rebs) vs. Oklahoma (11/23/10), (16 pts, 10 rebs) vs. Wichita State (11/24/10), (17 pts, 12 rebs) at Minnesota (11/29/10), (21 pts, 13 rebs) at Virginia Tech (12/5/10), (10 pts, 13 rebs) vs. Radford (12/7/10)
- **20 points and 20 rebounds:** Travis Watson (21 pts, 20 rebs) vs. Wofford (1/2/03)
- **20 points and 10 rebounds:** Anthony Gill (20 pts, 12 rebs) vs. West Virginia (12/8/15)
- **10 assists:** London Perrantes (10) at NC State (11/22/15)
- **5 blocked Shots:** Isaiah Wilkins (5) vs. Louisville (2/6/17)
- **5 steals:** Devon Hall (5) at James Madison (11/14/14)
- **Led UVA in points, rebounds and assists:** Devon Hall (17 points, 9 rebounds, 4 assists) vs. Virginia Tech (1/1/17)
- **Hit a last second shot to win a game:** Darius Thompson at Wake Forest (1/24/16) [3-pointer at the buzzer]
- **Played every minute:** Sylvan Landesberg (45) vs. Clemson (2/15/09)
- **Played more than 40 minutes:** London Perrantes (46) at Virginia Tech (2/12/17)

### VIRGINIA TEAM

- **Won in Overtime:** vs. California, 63-62 (12/22/15)
- **Lost in Overtime:** vs. Miami, 54-48 (2/20/17)
- **Played Two Overtimes:** at Virginia Tech, 80-78 2 OT (2/12/17)
- **Played Three Overtimes:** vs. Georgetown, L 115-111 (3/15/00)
- **Shot 70 percent for a half:** 72% (18-25) vs. Grambling State - 1st Half (11/22/16)
- **Shot 60 percent in a game:** 62.8% (27-43) vs. WVU (12/5/15)
- **Shot less than 30 percent in a game:** 29.6% (16-54) vs. Florida (3/18/17)
- **Shot 90 percent from the free throw line:** 100% (2-2) vs. Pitt (3/4/17) & 90% (18-20) vs. Louisville (2/4/17)
- **Shot 70 percent from 3-point line:** 71.4% (5-7) at James Madison (11/14/14)
- **Shot less than 20 percent in a half:** 28.6% (8-28) in 1st Half vs. Florida (3/18/17)
- **Shot less than 20 percent in a half:** 18.2% (4-22) in 1st Half vs. California (12/22/15)
- **Shot 55 percent or better and lost:** 58.5% (31-53) at North Carolina (2/16/13)
- **Shot 50 percent or better and lost:** 50% (25-50) at Villanova (1/29/17)
- **Attempted 50 FTs:** 52 (made 34) vs. Howard (12/12/94)
- **Made 30 FTs:** 31 (36 att.) vs. Tennessee (3/18/07)
- **Made 13 3-pt FGs:** 14 vs. Grambling State (11/22/15)
- **Failed to make a 3-pt FG:** vs. St. Francis Brooklyn (11/15/16)
- **Had 50 rebounds:** 50 vs. Morgan State (11/13/15)
- **Had 25 assists:** 26 vs. Iowa State (3/25/16)
- **Had 15 steals:** 16 vs. NC State (2/24/08)
- **Had 10 blocks:** 11 vs. Norfolk State (11/16/14)
- **Scored 50 pts in a half:** 54 vs. Butler, 2nd half (3/19/16)
- **Scored 60 pts in a half:** 60 vs. Gonzaga, 1st half (1/3/07)
- **Scored 70 pts in a half:** 70 vs. Coastal Carolina, 2nd half (11/20/00)
- **Scored 100 pts (ACC):** 103 vs. Maryland (1/16/07)
- **Scored 100 pts (non-conf):** 107 vs. VMI (11/16/08)
- **Scored under 20 pts in 1st half:** 17 vs. Florida (3/18/17)
- **Scored under 20 pts in 2nd half:** 19 at No. Carolina (2/18/17)
- **Scored under 50 pts in a game:** 48 vs. Miami (2/20/17)
- **Defeated top-5 opponent:** 53-43 vs. #5 UNC (2/27/17)
- **Defeated top-5 opponent on the road:** 77-69 at #3 Duke (1/17/93)
- **Defeated top-ranked opponent:** 86-73 vs. #1 North Carolina (1/30/86)
- **Won when trailing by 16 points:** Trained 32-16 during 63-61 vs. Ohio State (11/30/16)
- **Won when trailing by 17 points:** Trained 31-14 during 61-58 overtime win vs. Maryland (3/10/13)

### 2016-17 UVA MISCELLANEOUS STATISTICS

Largest halftime lead: 40 vs. Grambling State (49-9) - 11/22/16  
 Largest halftime deficit: 14 vs. Florida (31-17) - 3/18/17  
 Largest halftime deficit overcome in a win: 12 vs. OSU (36-24) - 11/30/16  
 Largest halftime lead surrendered in a loss: 14 at VT (37-23) - 2/12/17  
 Largest deficit overcome in a win: 16 vs. OSU (32-16) - 11/30/16  
 Largest lead surrendered in a loss: 14 at Virginia Tech (37-23) - 2/12/17  
 Largest deficit at any time: 29 vs. Florida (65-36) - 3/18/17  
 Largest lead at any time: 57 vs. Grambling State (11/22/16)  
 Most consecutive points scored: 26 vs. Grambling State (11/22/16)  
 Most consecutive points allowed: 21 vs. Florida (3/18/17)  
 Longest scoring drought: 7:55 vs. Florida (3/18/17)

### OPPONENT INDIVIDUALS

- **Scored 30 points:** Georges Niang (30), Iowa State (3/27/16)
- **Scored 35 points:** Erick Green (35), Virginia Tech (1/24/13)
- **Scored 40 points:** J.J. Redick (40), Duke (1/28/06)
- **Scored 50 points:** Len Chappell (50), Wake (2/12/62)
- **Two players with 20 points:** Andrew White (23) and Tyus Battle (23) at Syracuse (2/4/17)
- **Three players with 20 points:** Jordan McRae (21), Jarnell Stokes (20), Josh Richardson (20), at Tennessee (12/30/13)
- **Two players with 30 points:** Trevor Powell (31) and Tony Smith (31), at Marquette (2/3/90)
- **No players scored in double figures:** Grambling State (11/22/15)
- **Five players scored in double figures:** Jaire Grayer (16), Otis Livingston (11), Shevon Thompson (11), Marquise Moore (10) and Marko Gujanicic (10), vs. George Mason (11/22/15)
- **Six players scored in double figures:** C.J. Harris (15), Ari Stewart (12), Travis McKie (12), J.T. Terrell (11), Ty Walker (11), Gary Clark (10), at Wake Forest (1/29/11)
- **Seven players scored in double figures:** Stanley Burrell (15), Drew Lavender (13), C.J. Anderson (12), B.J. Raymond (12), Josh Duncan (11), Charles Bronson (11), and Jason Love (10), at Xavier (1/3/08)
- **Double-Double:** Devin Robinson (14 pts, 11 rebs) & Justin Leon (14 pts, 10 rebs), Florida (3/18/17)
- **Double-Double with points and assists:** Keifer Sykes (21 pts, 10 assts), at Green Bay (12/7/13)
- **Two players had a double-double:** Devin Robinson (14 pts, 11 rebs) & Justin Leon (14 pts, 10 rebs), Florida (3/18/17)
- **Had 15 rebounds:** Amile Jefferson (15), Duke (1/13/14)
- **Had 20 rebounds:** Tim Duncan (23), Wake Forest (2/22/97)
- **Had 10 assists:** Keifer Sykes (10), at Green Bay (12/7/13)
- **5 Blocked Shots:** BeeJay Anya (5), at NC State (2/11/15)
- **5 Steals:** Briante Weber (5), VCU (12/6/14)
- **Hit a last second shot to win a game:** Donte DiVincenzo, Villanova (12/31/16), tip-in at the end of regulation

### OPPONENT TEAM

- **Shot less than 30 percent in a game:** 23.9 (11-46), vs. Robert Morris (12/17/16)
- **Shot less than 30 percent in a game (ACC):** 27.6 (16-58), vs. Louisville (3/5/16)
- **Shot 60 percent in a game:** 63.8% (37-58), at Xavier (1/3/08)
- **Shot 55 percent or better and lost:** 55.3% (26-47), Cleveland State (11/25/09)
- **Scored 100 pts:** 106, Washington (11/22/10)
- **Scored 90 pts in an ACC game:** 93, North Carolina (2/16/13)
- **Scored 60 pts in a half:** 60, at Miami, 2nd half (3/1/08)
- **Scored 50 pts in a half:** 53, at UNC, 2nd half (2/16/13)
- **Scored under 10 pts in 1st half:** 9, Grambling St. (11/22/16)
- **Scored under 20 pts in 1st half:** 15, Pitt (3/15/17)
- **Scored under 20 pts in 2nd half:** 19, S.F. Brooklyn (11/15/16)
- **Scored under 40 pts in a game:** 34, Grambling St. (11/22/16)
- **Had 25 assists:** 27, at Xavier (1/3/08)
- **Had 15 steals:** 15, VMI (11/16/08)
- **Had 10 blocks:** 10 at Maryland (3/5/11)
- **Failed to make a 3-pt FG:** Georgia Tech (1/22/15)

# JOHN PAUL JONES ARENA RECORDS

## VIRGINIA PLAYERS

|                       |   |
|-----------------------|---|
| Points:               | 40, J.R. Reynolds vs. Wake Forest, 1/21/07  |
| Most 1st Half Points: | 23, Sean Singletary vs. Virginia Tech, 1/16/08  |
| Most 2nd Half Points: | 26, Sylven Landesberg vs. Boston College, 2/4/09  |
| Rebounds:             | 20, Mike Tobey vs. Louisville, 3/5/16   |
| Field Goals:          | 13, Sylven Landesberg vs. Boston College, 2/4/09  |
| Field Goal Attempts:  | 23, Sylven Landesberg vs. Boston College, 2/4/09  |
| Field Goal Pct.:      | 1.000 (9-9), Mike Scott vs. Wake Forest, 2/8/12   |
| 3-Point Field Goals:  | 8, Mustapha Farrakhan vs. Howard, 1/4/11  |
| 3-Point FG Attempts:  | 12, Sean Singletary vs. Gonzaga, 1/3/07<br>12, Sean Singletary vs. Georgia Tech, 2/24/07  |
| 3-Point FG Pct.:      | 1.000 (5-5), Malcolm Brogdon vs. Boston College, 2/3/16<br>Justin Anderson vs. Tennessee State, 11/25/14<br>1.000 (4-4), Joe Harris vs. Hampton, 11/26/13<br>1.000 (4-4), London Perrantes vs. Miami, 2/26/14 |
| Free Throws Made:     | 14, Sean Singletary vs. Hampton, 12/16/06<br>14, Sylven Landesberg vs. Florida State, 1/24/09   |
| Free Throw Attempts:  | 16, Sean Singletary vs. Hampton, 12/16/06   |
| FT Pct.:              | 1.000 (14-14), Sylven Landesberg vs. Florida State, 1/24/09<br>1.000 (12-12), Malcolm Brogdon vs. Villanova, 12/19/15   |
| Assists:              | 10, three times by Sean Singletary last vs. Old Dominion, 3/24/08<br>10, Jontel Evans vs. Howard, 1/4/11  |
| Steals:               | 7, Sean Singletary vs. NC State, 2/24/08  |
| Blocks:               | 5, 6x, last by Isaiah Wilkins, 2/6/17   |

## VIRGINIA TEAM

|                      |  |
|----------------------|--|
| Most Points:         | 108 vs. Gonzaga, 1/3/07                              |
| Fewest Points:       | 38 vs. Wisconsin, 12/4/13                            |
| Most 1st Half:       | 60 vs. Gonzaga, 1/3/07                               |
| Fewest 1st Half:     | 15 vs. Iowa State, 12/30/10                          |
| Most 2nd Half:       | 57 vs. Arizona, 11/12/06                             |
| Fewest 2nd Half:     | 15 vs. Duke, 2/16/11                                 |
| Rebounds:            | 54 vs. UMES, 11/26/06                                |
| Field Goals:         | 43 vs. VMI, 11/16/08                                 |
| Field Goal Attempts: | 82 vs. UNC, 1/15/09                                  |
| Field Goal Pct.:     | .667 (32-48) vs. Howard, 1/4/11                      |
| 3-Pt. FG:            | 18 vs. Gonzaga, 1/3/07                               |
| 3-Pt. FG Attempts:   | 36 vs. Georgia Tech, 1/27/08                         |
| 3-Point FG Pct.:     | .727 (8-11) vs. North Texas, 11/20/12                |
| Free Throws:         | 39 vs. Maryland, 1/16/07                             |
| FT Attempted:        | 49 vs. Maryland, 1/16/07                             |
| Free Throw Pct.:     | 1.000 (19-19) vs. Winthrop, 11/15/11                 |
| Assists:             | 24 vs. Howard, 11/14/07<br>24 vs. VMI, 11/16/08      |
| Steals:              | 16 vs. NC State, 2/24/08                             |
| Blocks:              | 12 vs. Longwood, 2/13/07                             |
| Most Turnovers:      | 21 vs. Longwood, 12/7/07<br>21 vs. Hampton, 12/19/07 |
| Fewest Turnovers:    | 2 vs. Louisville, 2/7/15                             |

## OPPONENT PLAYERS

|                       |  |
|-----------------------|--|
| Points:               | 32, 3x last by DeWayne Jackson, Morgan State, 12/19/12   |
| Most 1st Half Points: | 19, DeWayne Jackson, Morgan State, 12/19/12  |
| Most 2nd Half Points: | 28, Talor Battle, Penn State, 11/30/09   |
| Rebounds:             | 16, 2x last by Jamelle Hagins, Delaware, 11/13/12  |
| Field Goals:          | 13, Elijah Millsap, UAB, 12/30/09  |
| Field Goal Attempts:  | 24, Malcolm Delaney, Virginia Tech, 1/28/10  |
| Field Goal Pct.:      | .875 (7-8), Ahmed Grant, UNC Wilmington, (1/18/10)   |
| 3-Point Field Goals:  | 8, K.C. Rivers, Clemson, 2/7/08  |
| 3-Pt. FG Attempts:    | 15, Malcolm Delaney, Virginia Tech, 2/19/11  |
| 3-Pt. FG Pct.:        | 1.000 (5-5), Tony Dukes, USC Upstate, 11/15/10   |
| Free Throws Made:     | 15, Tyler Hansbrough, North Carolina, 1/15/09  |
| FT Attempted:         | 17, Tyler Hansbrough, North Carolina, 1/15/09  |
| FT Pct.:              | 1.000 (8-8), Tyrese Rice, Boston College, 2/4/09<br>1.000 (8-8), Sean Mosley, Maryland, 3/6/10<br>1.000 (7-7), Roy Devyn Marble, Iowa, 3/27/13 |
| Assists:              | 11, Cliff Hammonds, Clemson, 2/7/08  |
| Steals:               | 5, Jon Scheyer, Duke, 2/28/10  |
| Blocks:               | 6, Eric Hall, Radford, 11/21/08  |

## OPPONENT TEAM

|                      |  |
|----------------------|--|
| Most Points:         | 97, VMI, 11/16/08                                    |
| Fewest Points:       | 27, Harvard, 12/21/14                                |
| Most 1st Half:       | 50, North Carolina, 1/15/09                          |
| Fewest 1st Half:     | 8, Harvard, 12/21/14                                 |
| Most 2nd Half:       | 61, Gonzaga, 1/3/07                                  |
| Fewest 2nd Half:     | 12, Georgia Tech, 1/22/15                            |
| Rebounds:            | 48, North Carolina, 2/25/12                          |
| Field Goals:         | 37, VMI, 11/16/08                                    |
| Field Goal Attempts: | 79, VMI, 11/16/08                                    |
| Field Goal Pct.:     | .566 (30-53) Liberty, 11/25/08                       |
| 3-Pt. FG:            | 16, Clemson, 2/7/08                                  |
| 3-Pt. FG Attempts:   | 39, Hartford, 12/30/07                               |
| 3-Point FG Pct.:     | .615 (16-26) Clemson, 2/7/08                         |
| Free Throws:         | 26, Boston College, 2/4/09                           |
| FT Attempted:        | 31, Boston College, 2/4/09                           |
| Free Throw Pct.:     | 1.000 (15-15) Iowa, 3/27/13                          |
| Assists:             | 22, Clemson, 2/7/08                                  |
| Steals:              | 15, VMI, 11/16/08                                    |
| Blocks:              | 10, Radford, 11/21/08<br>10, North Carolina, 1/15/09 |
| Most Turnovers:      | 25, NC State, 2/24/08                                |
| Fewest Turnovers:    | 4, Clemson, 1/31/12                                  |

## RECORD AT JOHN PAUL JONES ARENA

2006-07 to present ..... 189 games - 149-40 (.788)

## LONGEST WINNING STREAKS

24 games from 2/7/15 vs. Louisville through 11/30/16 vs. Ohio State  
21 games from 12/21/13 vs. Northern Iowa through 1/22/15 vs. Georgia Tech

## LONGEST ACC WINNING STREAK

21 games from 1/6/13 vs. North Carolina through 1/22/15 vs. Georgia Tech


## LONGEST LOSING STREAK

4 games from 2/6/10 vs. Wake Forest through 3/6/10 vs. Maryland


## MISCELLANEOUS

|                                  |  |
|----------------------------------|--|
| Biggest Comeback:                | 19 points vs. Arizona, 11/12/06              |
| Biggest Lead Given up in a Loss: | 14 points vs. Bradley, 3/26/08               |
| Largest Lead:                    | 57 points vs. Grambling State, 11/22/16      |
| Biggest Deficit:                 | 38 points vs. Clemson, 2/7/08                |
| Largest Margin of Victory:       | 56 points vs. Grambling State, 11/22/16      |
| Largest Margin of Defeat:        | 31 points vs. Clemson, 2/7/08                |
| Overtime Games (Record):         | 9 (4-5); Last: 54-48 loss vs. Miami, 2/20/17 |





**0 • DEVON HALL**  
R-Jr. • G • 6-5 • 207  
Virginia Beach, Va.



**2 • JUSTICE BARTLEY**  
So. • G • 6-5 • 212  
Lilburn, Ga.



**4 • MARIAL SHAYOK**  
Jr. • G • 6-5 • 196  
Ottawa, Canada



**5 • KYLE GUY**  
Fr. • G • 6-3 • 165  
Indianapolis, Ind.



**10 • TREVON GROSS JR.**  
So. • G • 6-3 • 206  
Jackson, N.J.



**11 • TY JEROME**  
Fr. • G • 6-5 • 192  
New Rochelle, N.Y.



**12 • DE'ANDRE HUNTER**  
Fr. • F • 6-7 • 212  
Philadelphia, Pa.



**21 • ISAIAH WILKINS**  
Jr. • F • 6-7 • 225  
Lilburn, Ga.



**25 • MAMADI DIAKITE**  
R-Fr. • F • 6-9 • 214  
Conakry, Guinea, Africa



**30 • JAY HUFF**  
Fr. • F • 6-11 • 215  
Durham, N.Y.



**31 • JARRED REUTER**  
So. • F • 6-7 • 245  
Marion, Mass.



**32 • LONDON PERRANTES**  
Sr. • G • 6-2 • 197  
Los Angeles, Calif.



**33 • JACK SALT**  
R-So. • C • 6-11 • 247  
Lilburn, Ga.



**51 • DARIUS THOMPSON**  
R-Jr. • G • 6-4 • 196  
Murfreesboro, Tenn.



**TONY BENNETT**  
Head Coach  
8th Season



**RON SANCHEZ**  
Associate Head Coach  
8th Season




**JASON WILLIFORD**  
Assistant Coach  
8th Season



**BRAD SODERBERG**  
Assistant Coach  
2nd Season







# 5 KYLE GUY

**Guard • 6-3 • 165**  
**Freshman**  
**Indianapolis, Ind. • Lawrence Central**

## 2016-17 HIGHLIGHTS

- Played all 34 games, including six starts
- Averaged 7.5 points, 1.3 assists and 1.7 rebounds
- Shot 43.9 percent from the field, 49.5 percent from 3-point range and 71.4 percent from the free-throw line
- Made collegiate debut at UNCG (11/11/16)
- Reached double figures in scoring in 10 games
- Tallied 12 points, including a pair of 3-pointers, vs. Yale (11/20/16)
- Scored a career-high 20 points, including 5-6 from 3-point range, against Grambling State (11/22/16)
- Recorded 13 points and a career-best four assists vs. East Carolina (12/6/16)
- Tallied 13 points, including three 3-pointers, vs. Robert Morris (12/17/16)
- Scored a game-high 17 points in a season-high 29 minutes at California (12/21/16)
- Scored 14 points, including four 3-pointers, vs. Florida State (12/31/16)
- Made first collegiate start at Pitt (1/4/17)
- Had eight points and four rebounds at Boston College (1/18/17)
- Scored team-high 14 points at Syracuse (2/4/17)
- Recorded 12 points at Virginia Tech (2/12/17)
- Tallied 19 points and matched a career high with five 3-pointers at NC State (2/25/17)
- Scored a game-high 17 points, including five 3-pointers vs. North Carolina (2/27/17)
- Recorded career highs in rebounds (6) and assists (4) vs. North Carolina (2/27/17)
- Matched career high with 20 points against Pitt (3/8/17) in ACC Tournament
- Lettered

## 2016-17 GAME-BY-GAME

| Opponent             | GP   | GS   | FG  | 3FG | FT  | O-D | Reb | A | TO | Blk | Stl | PF | Min | Pts |
|----------------------|------|------|-----|-----|-----|-----|-----|---|----|-----|-----|----|-----|-----|
| at UNCG              | 1-0  | 3-5  | 1-1 | 0-0 | 0-1 | 1   | 3   | 0 | 0  | 2   | 3   | 19 | 7   |     |
| St. Francis Brooklyn | 2-0  | 2-4  | 0-0 | 1-2 | 0-2 | 2   | 2   | 0 | 1  | 0   | 1   | 21 | 5   |     |
| Yale                 | 3-0  | 3-4  | 2-3 | 4-4 | 0-3 | 3   | 0   | 0 | 0  | 0   | 1   | 16 | 12  |     |
| Grambling State      | 4-0  | 6-7  | 5-6 | 3-3 | 0-2 | 2   | 2   | 0 | 0  | 1   | 2   | 13 | 20  |     |
| vs. Iowa             | 5-0  | 1-7  | 1-3 | 0-2 | 1-3 | 4   | 3   | 1 | 0  | 1   | 0   | 20 | 3   |     |
| vs. Providence       | 6-0  | 2-2  | 0-0 | 0-0 | 0-0 | 0   | 1   | 0 | 0  | 1   | 1   | 14 | 4   |     |
| Ohio State           | 7-0  | 0-3  | 0-1 | 2-2 | 0-0 | 0   | 0   | 0 | 0  | 0   | 1   | 11 | 2   |     |
| West Virginia        | 8-0  | 3-4  | 1-2 | 0-0 | 0-2 | 2   | 0   | 1 | 0  | 0   | 2   | 9  | 7   |     |
| East Carolina        | 9-0  | 5-9  | 3-5 | 0-0 | 2-0 | 2   | 4   | 0 | 0  | 1   | 0   | 21 | 13  |     |
| Robert Morris        | 10-0 | 4-7  | 3-5 | 2-2 | 0-3 | 3   | 0   | 0 | 0  | 0   | 3   | 20 | 13  |     |
| at California        | 11-0 | 6-10 | 2-4 | 3-4 | 0-4 | 4   | 2   | 1 | 0  | 1   | 1   | 29 | 17  |     |
| at Louisville        | 12-0 | 3-5  | 0-1 | 3-3 | 0-1 | 1   | 0   | 1 | 0  | 1   | 0   | 19 | 9   |     |
| Florida State        | 13-0 | 5-12 | 4-7 | 0-0 | 0-3 | 3   | 0   | 1 | 0  | 0   | 1   | 23 | 14  |     |
| at Pitt              | 14-1 | 1-7  | 0-2 | 0-0 | 0-0 | 0   | 3   | 2 | 0  | 0   | 0   | 23 | 2   |     |
| Wake Forest          | 15-1 | 0-4  | 0-3 | 2-2 | 0-2 | 2   | 1   | 2 | 0  | 0   | 0   | 17 | 2   |     |
| at Clemson           | 16-1 | 2-4  | 2-3 | 0-0 | 0-0 | 0   | 1   | 0 | 0  | 1   | 0   | 19 | 6   |     |
| at Boston Coll.      | 17-1 | 3-5  | 1-2 | 1-3 | 0-4 | 4   | 1   | 0 | 0  | 0   | 1   | 25 | 8   |     |
| Georgia Tech         | 18-1 | 3-7  | 0-4 | 0-0 | 0-0 | 0   | 0   | 1 | 0  | 0   | 0   | 18 | 6   |     |
| at Notre Dame        | 19-1 | 2-7  | 1-4 | 0-0 | 0-0 | 0   | 2   | 1 | 0  | 0   | 2   | 11 | 5   |     |
| at Villanova         | 20-1 | 0-3  | 0-0 | 0-0 | 0-0 | 0   | 0   | 1 | 0  | 0   | 1   | 6  | 0   |     |
| Virginia Tech        | 21-1 | 1-4  | 1-2 | 0-0 | 0-0 | 0   | 2   | 0 | 0  | 0   | 2   | 17 | 3   |     |
| at Syracuse          | 22-1 | 5-8  | 4-6 | 0-0 | 0-1 | 1   | 0   | 1 | 0  | 1   | 1   | 24 | 14  |     |
| Louisville           | 23-1 | 0-1  | 0-0 | 2-3 | 0-0 | 0   | 0   | 0 | 0  | 0   | 0   | 5  | 2   |     |
| at Virginia Tech     | 24-1 | 5-8  | 2-4 | 0-0 | 0-2 | 2   | 1   | 1 | 0  | 0   | 1   | 23 | 12  |     |
| Duke                 | 25-1 | 1-5  | 1-2 | 0-0 | 0-0 | 0   | 1   | 0 | 0  | 0   | 2   | 11 | 3   |     |
| at No. Carolina      | 26-1 | 0-5  | 0-3 | 0-0 | 0-0 | 0   | 1   | 0 | 0  | 0   | 0   | 13 | 0   |     |
| Miami                | 27-1 | 0-0  | 0-0 | 0-0 | 0-0 | 0   | 0   | 0 | 0  | 0   | 0   | 2  | 0   |     |
| at NC State          | 28-1 | 7-13 | 5-7 | 0-1 | 1-3 | 4   | 2   | 2 | 0  | 1   | 2   | 35 | 19  |     |
| North Carolina       | 29-2 | 6-11 | 5-7 | 0-2 | 0-6 | 6   | 4   | 0 | 0  | 1   | 1   | 32 | 17  |     |
| Pitt                 | 30-3 | 2-6  | 2-5 | 0-0 | 0-2 | 2   | 2   | 0 | 0  | 1   | 2   | 19 | 6   |     |
| vs. Pitt             | 31-4 | 7-12 | 4-6 | 2-2 | 0-0 | 0   | 3   | 2 | 0  | 0   | 3   | 32 | 20  |     |
| vs. Notre Dame       | 32-5 | 0-8  | 0-1 | 0-0 | 1-4 | 5   | 2   | 2 | 0  | 0   | 0   | 25 | 0   |     |
| vs. UNCW             | 33-6 | 2-4  | 1-2 | 0-0 | 0-3 | 3   | 1   | 1 | 0  | 0   | 3   | 25 | 5   |     |
| vs. Florida          | 34-6 | 0-4  | 0-2 | 0-0 | 0-1 | 1   | 0   | 0 | 0  | 0   | 0   | 17 | 0   |     |

## CAREER HIGHS

|           |   |
|-----------|---|
| Points    | 20, 2x - last vs. Pitt (3/8/17)           |
| FGs       | 7, 2x - last vs. Pitt (3/8/17)            |
| 3FGs      | 5, 3x - last vs. North Carolina (2/27/17) |
| FTs       | 4 vs. Yale (11/20/16)                     |
| Rebounds  | 6 vs. North Carolina (2/27/17)            |
| Assists   | 4 vs. North Carolina (2/27/17)            |
| Turnovers | 2, 4x - last vs. Notre Dame (3/9/17)      |
| Blocks    | 1 vs. St. Francis Brooklyn (11/15/16)     |
| Steals    | 2 at UNCG (11/11/16)                      |
| Minutes   | 35 at NC State (2/25/17)                  |

## SEASON HIGHS

|           |   |
|-----------|---|
| Points    | 20, 2x - last vs. Pitt (3/8/17)           |
| FGs       | 7, 2x - last vs. Pitt (3/8/17)            |
| 3FGs      | 5, 3x - last vs. North Carolina (2/27/17) |
| FTs       | 4 vs. Yale (11/20/16)                     |
| Rebounds  | 6 vs. North Carolina (2/27/17)            |
| Assists   | 4 vs. North Carolina (2/27/17)            |
| Turnovers | 2, 4x - last vs. Notre Dame (3/9/17)      |
| Blocks    | 1 vs. St. Francis Brooklyn (11/15/16)     |
| Steals    | 2 at UNCG (11/11/16)                      |
| Minutes   | 35 at NC State (2/25/17)                  |

## CAREER STATISTICS

| Year         | G-GS        | Min-Avg.        | FG-FGA        | Pct.        | 3FG-3FGA      | Pct.        | FT-FTA       | Pct.        | Off-Def.    | Reb-Avg.      | PF-DQ       | Ast       | TO        | Blk      | Stl       | Pts-Avg        |
|--------------|-------------|-----------------|---------------|-------------|---------------|-------------|--------------|-------------|-------------|---------------|-------------|-----------|-----------|----------|-----------|----------------|
| 2016-17      | 34-6        | 634-18.6        | 90-205        | .439        | 51-103        | .495        | 25-35        | .714        | 5-52        | 57-1.7        | 37-0        | 45        | 21        | 1        | 13        | 256-7.5        |
| <b>TOTAL</b> | <b>34-6</b> | <b>634-18.6</b> | <b>90-205</b> | <b>.439</b> | <b>51-103</b> | <b>.495</b> | <b>25-35</b> | <b>.714</b> | <b>5-52</b> | <b>57-1.7</b> | <b>37-0</b> | <b>45</b> | <b>21</b> | <b>1</b> | <b>13</b> | <b>256-7.5</b> |

## CAREER ACC STATISTICS

| Year         | G-GS        | Min-Avg.        | FG-FGA        | Pct.        | 3FG-3FGA     | Pct.        | FT-FTA      | Pct.        | Off-Def.    | Reb-Avg.      | PF-DQ       | Ast       | TO        | Blk      | Stl      | Pts-Avg        |
|--------------|-------------|-----------------|---------------|-------------|--------------|-------------|-------------|-------------|-------------|---------------|-------------|-----------|-----------|----------|----------|----------------|
| 2016-17      | 18-3        | 336-18.7        | 46-112        | .411        | 28-62        | .452        | 8-14        | .571        | 1-24        | 25-1.4        | 15-0        | 21        | 12        | 0        | 6        | 128-7.1        |
| <b>TOTAL</b> | <b>18-3</b> | <b>336-18.7</b> | <b>46-112</b> | <b>.411</b> | <b>28-62</b> | <b>.452</b> | <b>8-14</b> | <b>.571</b> | <b>1-24</b> | <b>25-1.4</b> | <b>15-0</b> | <b>21</b> | <b>12</b> | <b>0</b> | <b>6</b> | <b>128-7.1</b> |

## CAREER NCAA TOURNAMENT STATISTICS

| Year         | G-GS       | Min-Avg.     | FG-FGA     | Pct.        | 3FG-3FGA   | Pct.        | FT-FTA     | Pct.        | Off-Def.   | Reb-Avg.   | PF-DQ      | Ast      | TO       | Blk      | Stl      | Pts-Avg      |
|--------------|------------|--------------|------------|-------------|------------|-------------|------------|-------------|------------|------------|------------|----------|----------|----------|----------|--------------|
| 2017         | 2-1        | 42-21        | 2-8        | .250        | 1-4        | .250        | 0-0        | .000        | 0-4        | 4-2        | 3-0        | 1        | 1        | 0        | 0        | 5-2.5        |
| <b>TOTAL</b> | <b>2-1</b> | <b>42-21</b> | <b>2-8</b> | <b>.250</b> | <b>1-4</b> | <b>.250</b> | <b>0-0</b> | <b>.000</b> | <b>0-4</b> | <b>4-2</b> | <b>3-0</b> | <b>1</b> | <b>1</b> | <b>0</b> | <b>0</b> | <b>5-2.5</b> |



# 11 TY JEROME

**Guard • 6-5 • 192**  
**Freshman**  
**New Rochelle, N.Y. • Iona Prep**

## 2016-17 HIGHLIGHTS

- Played all 34 games, including four starts
- Averaged 4.3 points, 1.5 assists and 1.6 rebounds
- Shot 47.3 percent from the field, 39.7 percent from three-point range and 77.8 percent from the free-throw line
- Made collegiate debut at UNCG (11/11/16)
- Recorded five assists in 23 minutes vs. Grambling State (11/22/16)
- Scored five points vs. Ohio State (11/30/16)
- Recorded career highs in assists (6) and blocks (2) vs. Robert Morris (12/17/16)
- Tallied five points and five assists at Boston College (1/18/17)
- Scored eight points at Notre Dame (1/24/17)
- Registered career highs in points (15), field goals (6), 3-pointers (3) and minutes (24) at Villanova (1/29/17)
- Scored seven points vs. Virginia Tech (2/1/17)
- Tallied nine points at Syracuse (2/4/17)
- Recorded eight points at Virginia Tech (2/13/17)
- Scored 13 points vs. Duke (2/15/17)
- Had career-high four steals in first career start at NC State (2/25/17)
- Recorded 13 points vs. Pitt (3/4/17)
- Scored in double figures in both games at ACC Tournament, putting up 11 against Pitt (3/8/17) and 10 vs. Notre Dame (3/9/17)
- Lettered

## 2016-17 GAME-BY-GAME

| Opponent             | GP-GS | FG  | 3FG | FT  | O-D | Reb | A | TO | Blk | Stl | PF | Min | Pts |
|----------------------|-------|-----|-----|-----|-----|-----|---|----|-----|-----|----|-----|-----|
| at UNCG              | 1-0   | 0-0 | 0-0 | 2-2 | 0-3 | 3   | 0 | 2  | 0   | 0   | 2  | 9   | 2   |
| St. Francis Brooklyn | 2-0   | 1-3 | 0-2 | 1-2 | 0-3 | 3   | 2 | 0  | 0   | 0   | 3  | 10  | 3   |
| Yale                 | 3-0   | 0-1 | 0-1 | 0-0 | 0-0 | 0   | 0 | 0  | 0   | 0   | 0  | 5   | 0   |
| Grambling State      | 4-0   | 2-5 | 2-5 | 0-0 | 0-1 | 1   | 5 | 2  | 0   | 1   | 1  | 23  | 6   |
| vs. Iowa             | 5-0   | 1-1 | 1-1 | 0-1 | 0-0 | 0   | 1 | 0  | 0   | 0   | 1  | 11  | 3   |
| vs. Providence       | 6-0   | 0-0 | 0-0 | 0-0 | 0-1 | 1   | 2 | 0  | 0   | 0   | 2  | 6   | 0   |
| Ohio State           | 7-0   | 2-3 | 1-2 | 0-0 | 0-0 | 0   | 0 | 1  | 0   | 0   | 0  | 4   | 5   |
| West Virginia        | 8-0   | 1-3 | 0-2 | 0-0 | 0-0 | 0   | 0 | 0  | 0   | 0   | 1  | 10  | 2   |
| East Carolina        | 9-0   | 0-0 | 0-0 | 0-0 | 0-0 | 0   | 1 | 1  | 0   | 0   | 1  | 6   | 0   |
| Robert Morris        | 10-0  | 2-2 | 1-1 | 0-0 | 0-4 | 4   | 6 | 3  | 2   | 1   | 1  | 16  | 5   |
| at California        | 11-0  | 0-1 | 0-0 | 0-0 | 1-0 | 1   | 0 | 0  | 0   | 0   | 2  | 5   | 0   |
| at Louisville        | 12-0  | 0-0 | 0-0 | 0-0 | 0-0 | 0   | 1 | 1  | 0   | 0   | 1  | 6   | 0   |
| Florida State        | 13-0  | 0-0 | 0-0 | 0-0 | 0-2 | 2   | 2 | 1  | 0   | 0   | 2  | 9   | 0   |
| at Pitt              | 14-0  | 0-0 | 0-0 | 0-0 | 0-2 | 2   | 0 | 0  | 0   | 0   | 0  | 2   | 0   |
| Wake Forest          | 15-0  | 1-1 | 0-0 | 0-0 | 0-0 | 0   | 0 | 2  | 0   | 0   | 2  | 7   | 2   |
| at Clemson           | 16-0  | 1-1 | 0-0 | 0-0 | 0-0 | 0   | 0 | 1  | 0   | 0   | 0  | 7   | 2   |
| at Boston Coll.      | 17-0  | 2-4 | 0-0 | 1-2 | 0-2 | 2   | 5 | 1  | 0   | 3   | 2  | 23  | 5   |
| Georgia Tech         | 18-0  | 1-2 | 0-1 | 0-0 | 0-0 | 0   | 0 | 1  | 0   | 0   | 2  | 6   | 2   |
| at Notre Dame        | 19-0  | 3-4 | 2-3 | 0-0 | 0-2 | 2   | 1 | 1  | 0   | 0   | 2  | 14  | 8   |
| at Villanova         | 20-0  | 6-9 | 3-6 | 0-0 | 0-1 | 1   | 0 | 0  | 0   | 1   | 3  | 24  | 15  |
| Virginia Tech        | 21-0  | 2-5 | 1-4 | 2-2 | 0-0 | 0   | 2 | 0  | 0   | 0   | 2  | 24  | 7   |
| at Syracuse          | 22-0  | 3-5 | 3-5 | 0-0 | 0-2 | 2   | 4 | 3  | 0   | 1   | 2  | 17  | 9   |
| Louisville           | 23-0  | 0-1 | 0-1 | 3-3 | 0-1 | 1   | 2 | 2  | 0   | 1   | 2  | 14  | 3   |
| at Virginia Tech     | 24-0  | 3-4 | 2-3 | 0-1 | 0-4 | 4   | 1 | 0  | 0   | 1   | 1  | 24  | 8   |
| Duke                 | 25-0  | 5-8 | 2-4 | 1-1 | 0-1 | 1   | 1 | 1  | 0   | 0   | 1  | 19  | 13  |
| at No. Carolina      | 26-0  | 0-6 | 0-3 | 0-0 | 0-2 | 2   | 0 | 0  | 0   | 0   | 1  | 15  | 0   |
| Miami                | 27-0  | 0-1 | 0-1 | 0-0 | 0-0 | 0   | 0 | 0  | 0   | 0   | 1  | 11  | 0   |
| at NC State          | 28-1  | 2-4 | 1-1 | 0-0 | 0-6 | 6   | 0 | 1  | 0   | 4   | 5  | 23  | 5   |
| North Carolina       | 29-2  | 1-4 | 1-3 | 0-0 | 0-2 | 2   | 0 | 2  | 0   | 0   | 3  | 13  | 3   |
| Pitt                 | 30-3  | 5-9 | 3-7 | 0-0 | 0-1 | 1   | 3 | 0  | 0   | 2   | 2  | 21  | 13  |
| vs. Pitt             | 31-3  | 3-7 | 3-6 | 2-2 | 0-7 | 7   | 4 | 2  | 0   | 0   | 2  | 28  | 11  |
| vs. Notre Dame       | 32-4  | 3-7 | 2-6 | 2-2 | 0-2 | 2   | 6 | 0  | 0   | 0   | 4  | 22  | 10  |
| vs. UNCW             | 33-4  | 2-5 | 1-2 | 0-0 | 0-2 | 2   | 0 | 1  | 0   | 0   | 4  | 22  | 5   |
| vs. Florida          | 34-5  | 0-4 | 0-3 | 0-0 | 0-5 | 5   | 1 | 1  | 0   | 0   | 1  | 17  | 0   |

## CAREER HIGHS

|           |                                      |
|-----------|--------------------------------------|
| Points    | 15 at Villanova (1/29/17)            |
| FGs       | 6 at Villanova (1/29/17)             |
| 3FGs      | 3, 4x - last vs. Pitt (3/8/17)       |
| FTs       | 3 vs. Louisville (2/6/17)            |
| Rebounds  | 7 vs. Pitt (3/8/17)                  |
| Assists   | 6, 2x - last vs. Notre Dame (3/9/17) |
| Turnovers | 3, 2x - last at Syracuse (2/4/17)    |
| Blocks    | 2 vs. Robert Morris (12/17/16)       |
| Steals    | 4 at NC State (2/25/17)              |
| Minutes   | 28 vs. Pitt (3/8/17)                 |

## SEASON HIGHS

|           |                                      |
|-----------|--------------------------------------|
| Points    | 15 at Villanova (1/29/17)            |
| FGs       | 6 at Villanova (1/29/17)             |
| 3FGs      | 3, 4x - last vs. Pitt (3/8/17)       |
| FTs       | 3 vs. Louisville (2/6/17)            |
| Rebounds  | 7 vs. Pitt (3/8/17)                  |
| Assists   | 6, 2x - last vs. Notre Dame (3/9/17) |
| Turnovers | 3, 2x - last at Syracuse (2/4/17)    |
| Blocks    | 2 vs. Robert Morris (12/17/16)       |
| Steals    | 4 at NC State (2/25/17)              |
| Minutes   | 28 vs. Pitt (3/8/17)                 |

## CAREER STATISTICS

| Year         | G-GS        | Min-Avg.        | FG-FGA        | Pct.        | 3FG-3FGA     | Pct.        | FT-FTA       | Pct.        | Off-Def.    | Reb-Avg.      | PF-DQ       | Ast       | TO        | Blk      | Stl       | Pts-Avg        |
|--------------|-------------|-----------------|---------------|-------------|--------------|-------------|--------------|-------------|-------------|---------------|-------------|-----------|-----------|----------|-----------|----------------|
| 2016-17      | 34-4        | 473-13.9        | 52-110        | .473        | 29-73        | .397        | 14-18        | .778        | 1-54        | 55-1.6        | 59-1        | 50        | 30        | 2        | 15        | 147-4.3        |
| <b>TOTAL</b> | <b>34-4</b> | <b>473-13.9</b> | <b>52-110</b> | <b>.473</b> | <b>29-73</b> | <b>.397</b> | <b>14-18</b> | <b>.778</b> | <b>1-54</b> | <b>55-1.6</b> | <b>59-1</b> | <b>50</b> | <b>30</b> | <b>2</b> | <b>15</b> | <b>147-4.3</b> |

## CAREER ACC STATISTICS

| Year         | G-GS        | Min-Avg.        | FG-FGA       | Pct.        | 3FG-3FGA     | Pct.        | FT-FTA     | Pct.        | Off-Def.    | Reb-Avg.      | PF-DQ       | Ast       | TO        | Blk      | Stl       | Pts-Avg       |
|--------------|-------------|-----------------|--------------|-------------|--------------|-------------|------------|-------------|-------------|---------------|-------------|-----------|-----------|----------|-----------|---------------|
| 2016-17      | 18-3        | 255-14.2        | 29-59        | .492        | 15-36        | .417        | 7-9        | .778        | 0-25        | 25-1.4        | 31-1        | 22        | 17        | 0        | 12        | 80-4.4        |
| <b>TOTAL</b> | <b>18-3</b> | <b>255-14.2</b> | <b>29-59</b> | <b>.492</b> | <b>15-36</b> | <b>.417</b> | <b>7-9</b> | <b>.778</b> | <b>0-25</b> | <b>25-1.4</b> | <b>31-1</b> | <b>22</b> | <b>17</b> | <b>0</b> | <b>12</b> | <b>80-4.4</b> |

## CAREER NCAA TOURNAMENT STATISTICS

| Year         | G-GS       | Min-Avg.       | FG-FGA     | Pct.        | 3FG-3FGA   | Pct.        | FT-FTA     | Pct.        | Off-Def.   | Reb-Avg.     | PF-DQ      | Ast      | TO       | Blk      | Stl      | Pts-Avg      |
|--------------|------------|----------------|------------|-------------|------------|-------------|------------|-------------|------------|--------------|------------|----------|----------|----------|----------|--------------|
| 2017         | 2-0        | 39-14.5        | 2-9        | .222        | 1-5        | .200        | 0-0        | .000        | 0-7        | 7-3.5        | 5-0        | 1        | 2        | 0        | 0        | 5-2.5        |
| <b>TOTAL</b> | <b>2-0</b> | <b>39-14.5</b> | <b>2-9</b> | <b>.222</b> | <b>1-5</b> | <b>.200</b> | <b>0-0</b> | <b>.000</b> | <b>0-7</b> | <b>7-3.5</b> | <b>5-0</b> | <b>1</b> | <b>2</b> | <b>0</b> | <b>0</b> | <b>5-2.5</b> |





# 25 MAMADI DIAKITE

**Forward • 6-9 • 214**  
**Redshirt Freshman**  
**Conakry, Guinea, Africa • Blue Ridge School (Va.)**

## 2016-17 HIGHLIGHTS

- Played in 32 games, including one start
- Averaged 3.8 points, 2.6 rebounds and 1.2 blocked shots
- Shot 54.3 percent from the field, 27.3 percent from the 3-point range, and 54.5 percent from the free-throw line
- Ranked 10th in the ACC in blocked shots (1.22 bpg) in all games
- Missed UVA season opener at UNCG (11/11/16) due to amateurism review
- Made collegiate debut against St. Francis Brooklyn (11/15/16), recording eight points and four rebounds
- Recorded seven rebounds and career-best four blocked shots against Yale (11/20/16)
- Registered eight points, four rebounds and three blocked shots vs. Grambling State (11/22/16)
- Tallied 10 points, including a pair of 3-pointers, vs. Providence (11/26/16)
- Scored career-best 12 points on 5-7 shooting vs. East Carolina (12/6/16)
- Tallied eight points and four rebounds at Louisville (12/28/16)
- Scored eight points (4-4 FG) at Syracuse (2/4/17)
- Scored six points (3-3 FG) and blocked two shots vs. Louisville (2/6/17)
- Blocked ACC high three shots vs. Virginia Tech (2/12/17), Duke (2/15/17) and North Carolina (2/18/17)
- Recorded a career-high 25 minutes played vs. Miami (2/20/17)
- Recorded first career start vs. Florida (3/18/17)
- Tallied nine points and six rebounds in a career-high 29 minutes vs. Florida (3/18/17)
- Lettered

## 2016-17 GAME-BY-GAME

| Opponent             | GP-GS | FG  | 3FG | FT  | O-D | Reb | A | TO | Blk | Stl | PF | Min | Pts |
|----------------------|-------|-----|-----|-----|-----|-----|---|----|-----|-----|----|-----|-----|
| at UNCG              | DNP   |     |     |     |     |     |   |    |     |     |    |     |     |
| St. Francis Brooklyn | 1-0   | 3-3 | 0-0 | 2-3 | 2-2 | 4   | 0 | 0  | 1   | 0   | 4  | 14  | 8   |
| Yale                 | 2-0   | 2-4 | 0-0 | 1-2 | 2-5 | 7   | 0 | 0  | 4   | 0   | 2  | 18  | 5   |
| Grambling State      | 3-0   | 4-4 | 0-0 | 0-0 | 2-2 | 4   | 0 | 0  | 3   | 0   | 2  | 16  | 8   |
| vs. Iowa             | 4-0   | 2-5 | 0-0 | 1-2 | 2-2 | 4   | 0 | 0  | 2   | 0   | 3  | 16  | 3   |
| vs Providence        | 5-0   | 4-6 | 2-3 | 0-0 | 0-0 | 0   | 0 | 0  | 3   | 0   | 3  | 17  | 10  |
| Ohio State           | 6-0   | 0-3 | 0-1 | 0-0 | 2-0 | 2   | 0 | 1  | 0   | 0   | 0  | 7   | 0   |
| West Virginia        | 7-0   | 1-2 | 0-0 | 0-1 | 1-2 | 3   | 1 | 0  | 0   | 1   | 1  | 17  | 2   |
| East Carolina        | 8-0   | 5-7 | 1-2 | 1-3 | 0-2 | 2   | 0 | 0  | 2   | 0   | 2  | 19  | 12  |
| Robert Morris        | 9-0   | 3-4 | 0-0 | 0-0 | 1-3 | 4   | 0 | 1  | 2   | 2   | 5  | 15  | 6   |
| at California        | 10-0  | 2-5 | 0-1 | 0-0 | 1-2 | 3   | 0 | 1  | 0   | 0   | 0  | 12  | 4   |
| at Louisville        | 11-0  | 3-3 | 0-0 | 2-2 | 1-3 | 4   | 0 | 1  | 0   | 2   | 2  | 15  | 8   |
| Florida State        | 12-0  | 2-3 | 0-1 | 1-2 | 1-2 | 3   | 0 | 0  | 1   | 0   | 2  | 18  | 5   |
| at Pitt              | 13-0  | 0-2 | 0-1 | 0-0 | 0-0 | 0   | 2 | 0  | 1   | 0   | 4  | 11  | 0   |
| Wake Forest          | 14-0  | 0-2 | 0-1 | 0-0 | 1-1 | 2   | 0 | 0  | 1   | 0   | 3  | 10  | 0   |
| at Clemson           | 15-0  | 0-0 | 0-0 | 1-2 | 0-1 | 1   | 0 | 0  | 0   | 0   | 3  | 7   | 1   |
| at Boston Coll.      | 16-0  | 1-2 | 0-0 | 2-5 | 0-2 | 2   | 0 | 0  | 0   | 0   | 2  | 9   | 4   |
| Georgia Tech         | 17-0  | 0-0 | 0-0 | 0-0 | 0-0 | 0   | 0 | 0  | 0   | 0   | 0  | 4   | 0   |
| at Notre Dame        | 18-0  | 0-0 | 0-0 | 0-0 | 0-1 | 1   | 0 | 1  | 1   | 0   | 2  | 5   | 0   |
| at Villanova         | DNP   |     |     |     |     |     |   |    |     |     |    |     |     |
| Virginia Tech        | 19-0  | 0-0 | 0-0 | 0-0 | 0-0 | 0   | 0 | 1  | 0   | 0   | 1  | 2   | 0   |
| at Syracuse          | 20-0  | 4-4 | 0-0 | 0-0 | 2-2 | 4   | 0 | 1  | 1   | 0   | 2  | 16  | 8   |
| Louisville           | 21-0  | 3-3 | 0-0 | 0-0 | 0-1 | 1   | 0 | 1  | 2   | 0   | 4  | 16  | 6   |
| at Virginia Tech     | 22-0  | 0-2 | 0-0 | 0-0 | 0-1 | 1   | 1 | 0  | 3   | 0   | 1  | 10  | 0   |
| Duke                 | 23-0  | 0-1 | 0-1 | 0-0 | 3-3 | 6   | 1 | 0  | 3   | 1   | 1  | 17  | 0   |
| at No. Carolina      | 24-0  | 0-0 | 0-0 | 2-2 | 0-2 | 2   | 1 | 1  | 3   | 2   | 1  | 21  | 2   |
| Miami                | 25-0  | 2-3 | 0-0 | 1-4 | 2-2 | 4   | 0 | 0  | 0   | 0   | 5  | 25  | 5   |
| at NC State          | 26-0  | 0-1 | 0-0 | 3-4 | 0-1 | 1   | 0 | 1  | 0   | 0   | 3  | 14  | 3   |
| North Carolina       | 27-0  | 1-3 | 0-0 | 0-0 | 2-1 | 3   | 0 | 0  | 2   | 0   | 2  | 20  | 2   |
| Pitt                 | 28-0  | 3-5 | 0-0 | 0-0 | 0-4 | 4   | 0 | 1  | 0   | 0   | 4  | 22  | 6   |
| vs. Pitt             | 29-0  | 1-3 | 0-0 | 0-0 | 0-0 | 0   | 0 | 0  | 0   | 1   | 0  | 11  | 2   |
| vs. Notre Dame       | 30-0  | 0-3 | 0-0 | 0-0 | 1-1 | 2   | 0 | 0  | 0   | 0   | 4  | 11  | 0   |
| vs. UNCW             | 31-0  | 0-1 | 0-1 | 0-0 | 0-2 | 2   | 0 | 2  | 0   | 0   | 0  | 5   | 0   |
| vs. Florida          | 32-1  | 4-8 | 0-0 | 1-1 | 4-2 | 6   | 0 | 1  | 1   | 0   | 4  | 29  | 9   |

## CAREER HIGHS

|           |  |
|-----------|--|
| Points    | 12 vs. East Carolina (12/6/16)           |
| FGs       | 5 vs. East Carolina (12/6/16)            |
| 3FGs      | 2 vs. Providence (11/26/16)              |
| FTs       | 3 at NC State (2/25/17)                  |
| Rebounds  | 7 vs. Yale (11/20/16)                    |
| Assists   | 1 vs. West Virginia (12/3/16)            |
| Turnovers | 1, 4x - last vs. Virginia Tech (2/1/17)  |
| Blocks    | 4 vs. Yale (11/20/16)                    |
| Steals    | 2, 3x - last at North Carolina (2/18/17) |
| Minutes   | 29 vs. Florida (3/18/17)                 |

## SEASON HIGHS

|           |  |
|-----------|--|
| Points    | 12 vs. East Carolina (12/6/16)           |
| FGs       | 5 vs. East Carolina (12/6/16)            |
| 3FGs      | 2 vs. Providence (11/26/16)              |
| FTs       | 3 at NC State (2/25/17)                  |
| Rebounds  | 7 vs. Yale (11/20/16)                    |
| Assists   | 1 vs. West Virginia (12/3/16)            |
| Turnovers | 1, 4x - last vs. Virginia Tech (2/1/17)  |
| Blocks    | 4 vs. Yale (11/20/16)                    |
| Steals    | 2, 3x - last at North Carolina (2/18/17) |
| Minutes   | 29 vs. Florida (3/18/17)                 |

## CAREER STATISTICS

| Year         | G-GS        | Min-Avg.        | FG-FGA       | Pct.        | 3FG-3FGA    | Pct.        | FT-FTA       | Pct.        | Off-Def.     | Reb-Avg.      | PF-DQ       | Ast      | TO        | Blk       | Stl      | Pts-Avg        |
|--------------|-------------|-----------------|--------------|-------------|-------------|-------------|--------------|-------------|--------------|---------------|-------------|----------|-----------|-----------|----------|----------------|
| 2016-17      | 32-1        | 449-14.0        | 50-92        | .543        | 3-11        | .273        | 18-33        | .545        | 28-54        | 82-2.6        | 75-2        | 6        | 13        | 39        | 8        | 121-3.8        |
| <b>TOTAL</b> | <b>32-1</b> | <b>449-14.0</b> | <b>50-92</b> | <b>.543</b> | <b>3-11</b> | <b>.273</b> | <b>18-33</b> | <b>.545</b> | <b>28-54</b> | <b>82-2.6</b> | <b>75-2</b> | <b>6</b> | <b>13</b> | <b>39</b> | <b>8</b> | <b>121-3.8</b> |

## CAREER ACC STATISTICS

| Year         | G-GS        | Min-Avg.        | FG-FGA       | Pct.        | 3FG-3FGA   | Pct.        | FT-FTA       | Pct.        | Off-Def.     | Reb-Avg.      | PF-DQ       | Ast      | TO       | Blk       | Stl      | Pts-Avg       |
|--------------|-------------|-----------------|--------------|-------------|------------|-------------|--------------|-------------|--------------|---------------|-------------|----------|----------|-----------|----------|---------------|
| 2016-17      | 18-0        | 242-13.4        | 19-34        | .559        | 0-4        | .000        | 12-21        | .571        | 12-27        | 39-2.2        | 42-1        | 5        | 8        | 18        | 5        | 50-2.8        |
| <b>TOTAL</b> | <b>18-0</b> | <b>242-13.4</b> | <b>19-34</b> | <b>.559</b> | <b>0-4</b> | <b>.000</b> | <b>12-21</b> | <b>.571</b> | <b>12-27</b> | <b>39-2.2</b> | <b>42-1</b> | <b>5</b> | <b>8</b> | <b>18</b> | <b>5</b> | <b>50-2.8</b> |

## CAREER NCAA TOURNAMENT STATISTICS

| Year         | G-GS       | Min-Avg.       | FG-FGA     | Pct.        | 3FG-3FGA   | Pct.        | FT-FTA     | Pct.         | Off-Def.   | Reb-Avg.     | PF-DQ      | Ast      | TO       | Blk      | Stl      | Pts-Avg      |
|--------------|------------|----------------|------------|-------------|------------|-------------|------------|--------------|------------|--------------|------------|----------|----------|----------|----------|--------------|
| 2017         | 2-1        | 34-17.0        | 4-9        | .444        | 0-1        | .000        | 1-1        | 1.000        | 4-4        | 8-4.0        | 4-0        | 0        | 3        | 1        | 0        | 9-4.5        |
| <b>TOTAL</b> | <b>2-1</b> | <b>34-17.0</b> | <b>4-9</b> | <b>.444</b> | <b>0-1</b> | <b>.000</b> | <b>1-1</b> | <b>1.000</b> | <b>4-4</b> | <b>8-4.0</b> | <b>4-0</b> | <b>0</b> | <b>3</b> | <b>1</b> | <b>0</b> | <b>9-4.5</b> |



# 31 JARRED REUTER

**Forward • 6-7 • 245**  
**Sophomore**  
**Marion, Mass. • Brewster Academy**

## 2016-17 HIGHLIGHTS

- Played 32 games
- Averaged 3.8 points and 2.2 rebounds
- Shot 58 percent from the field and 76 percent from the free-throw line
- Scored nine points vs. St. Francis Brooklyn (11/15/16)
- Tallied eight rebounds and four assists vs. Grambling State (11/22/16)
- Registered career highs in points (14), rebounds (9) and minutes (21) vs. Iowa (11/25/16)
- Scored 10 points on 5-5 shooting vs. East Carolina (12/6/16)
- Scored 10 points on 5-6 shooting vs. Robert Morris (12/17/16)
- Recorded 10 points at Pitt (1/4/17)
- Scored nine points against Notre Dame in ACC Tournament (3/9/17)
- Transferred out of the program after the season
- Lettered

## 2016-17 GAME-BY-GAME

| Opponent             | GP-GS | FG  | 3FG | FT  | O-D | Reb | A | TO | Blk | Stl | PF | Min | Pts |
|----------------------|-------|-----|-----|-----|-----|-----|---|----|-----|-----|----|-----|-----|
| at UNCG              | 1-0   | 3-5 | 0-0 | 2-2 | 4-2 | 6   | 1 | 5  | 0   | 0   | 2  | 18  | 8   |
| St. Francis Brooklyn | 2-0   | 3-5 | 0-0 | 3-4 | 2-2 | 4   | 1 | 0  | 0   | 0   | 1  | 16  | 9   |
| Yale                 | 3-0   | 1-3 | 0-0 | 0-0 | 1-3 | 4   | 0 | 0  | 0   | 0   | 0  | 15  | 2   |
| Grambling State      | 4-0   | 1-1 | 0-0 | 2-2 | 1-7 | 8   | 4 | 1  | 0   | 1   | 1  | 19  | 4   |
| vs. Iowa             | 5-0   | 7-9 | 0-0 | 0-0 | 2-7 | 9   | 2 | 1  | 0   | 1   | 2  | 21  | 14  |
| vs. Providence       | 6-0   | 2-4 | 0-0 | 1-2 | 0-0 | 0   | 0 | 1  | 0   | 1   | 3  | 9   | 5   |
| Ohio State           | 7-0   | 1-2 | 0-0 | 5-6 | 1-3 | 4   | 0 | 1  | 0   | 0   | 0  | 17  | 7   |
| West Virginia        | 8-0   | 0-1 | 0-0 | 0-0 | 0-0 | 0   | 0 | 1  | 0   | 0   | 1  | 11  | 0   |
| East Carolina        | 9-0   | 5-5 | 0-0 | 0-0 | 3-2 | 5   | 1 | 0  | 0   | 1   | 4  | 17  | 10  |
| Robert Morris        | 10-0  | 5-6 | 0-0 | 0-0 | 3-2 | 5   | 1 | 0  | 0   | 0   | 1  | 18  | 10  |
| at California        | 11-0  | 1-3 | 0-0 | 0-0 | 0-0 | 0   | 1 | 0  | 0   | 0   | 0  | 9   | 2   |
| at Louisville        | 12-0  | 3-4 | 0-0 | 0-0 | 1-2 | 3   | 0 | 0  | 0   | 0   | 2  | 16  | 6   |
| Florida State        | 13-0  | 1-2 | 0-0 | 0-0 | 0-2 | 2   | 0 | 2  | 0   | 0   | 2  | 10  | 2   |
| at Pitt              | 14-0  | 5-9 | 0-0 | 0-0 | 0-1 | 1   | 1 | 0  | 0   | 0   | 3  | 23  | 10  |
| Wake Forest          | 15-0  | 1-3 | 0-0 | 0-0 | 0-1 | 1   | 0 | 0  | 0   | 0   | 2  | 8   | 2   |
| at Clemson           | 16-0  | 0-1 | 0-0 | 0-0 | 0-0 | 0   | 0 | 1  | 0   | 0   | 2  | 3   | 0   |
| at Boston Coll.      | 17-0  | 2-5 | 0-0 | 0-0 | 1-2 | 3   | 1 | 1  | 1   | 1   | 1  | 15  | 4   |
| Georgia Tech         | 18-0  | 0-0 | 0-0 | 0-0 | 0-1 | 1   | 0 | 0  | 0   | 0   | 1  | 4   | 0   |
| at Notre Dame        | 19-0  | 0-0 | 0-0 | 0-0 | 0-0 | 0   | 0 | 2  | 0   | 0   | 1  | 2   | 0   |
| at Villanova         | DNP   |     |     |     |     |     |   |    |     |     |    |     |     |
| Virginia Tech        | 20-0  | 1-2 | 0-0 | 2-2 | 3-2 | 5   | 0 | 1  | 1   | 0   | 4  | 13  | 4   |
| at Syracuse          | 21-0  | 0-1 | 0-0 | 0-0 | 1-0 | 1   | 3 | 3  | 0   | 0   | 1  | 13  | 0   |
| Louisville           | 22-0  | 0-0 | 0-0 | 0-0 | 0-0 | 0   | 0 | 1  | 0   | 0   | 0  | 6   | 0   |
| at Virginia Tech     | 23-0  | 1-1 | 0-0 | 2-3 | 0-3 | 3   | 0 | 1  | 0   | 0   | 2  | 7   | 4   |
| Duke                 | 24-0  | 1-1 | 0-0 | 0-0 | 0-0 | 0   | 0 | 0  | 0   | 0   | 0  | 5   | 2   |
| at No. Carolina      | 25-0  | 1-1 | 0-0 | 0-0 | 0-0 | 0   | 1 | 1  | 0   | 0   | 1  | 9   | 2   |
| Miami                | 26-0  | 0-0 | 0-0 | 0-0 | 0-0 | 0   | 0 | 1  | 0   | 0   | 1  | 4   | 0   |
| at NC State          | 27-0  | 0-0 | 0-0 | 0-0 | 0-0 | 0   | 0 | 0  | 0   | 0   | 1  | 2   | 0   |
| North Carolina       | 28-0  | 0-2 | 0-0 | 0-0 | 1-0 | 1   | 0 | 0  | 0   | 1   | 0  | 6   | 0   |
| Pitt                 | 29-0  | 0-0 | 0-0 | 0-0 | 0-0 | 0   | 2 | 0  | 0   | 0   | 0  | 3   | 0   |
| vs. Pitt             | 30-0  | 1-3 | 0-0 | 0-0 | 0-1 | 1   | 0 | 0  | 0   | 0   | 3  | 7   | 2   |
| vs. Notre Dame       | 31-0  | 4-7 | 0-0 | 1-2 | 2-0 | 2   | 1 | 2  | 0   | 0   | 2  | 13  | 9   |
| vs. UNCW             | DNP   |     |     |     |     |     |   |    |     |     |    |     |     |
| vs. Florida          | 32-0  | 1-2 | 0-0 | 1-2 | 0-0 | 0   | 0 | 0  | 0   | 1   | 0  | 5   | 3   |

## CAREER HIGHS

|           |  |
|-----------|--|
| Points    | 14 vs. Iowa (11/25/16)                     |
| FGs       | 7 vs. Iowa (11/25/16)                      |
| 3FGs      | N/A  |
| FTs       | 5, 2x - last vs. Ohio State (11/30/16)     |
| Rebounds  | 9 vs. Iowa (11/25/16)                      |
| Assists   | 4 vs. Grambling State (11/22/16)           |
| Turnovers | 5 at UNCG (11/11/16)                       |
| Blocks    | 1 at Boston College (1/18/17)              |
| Steals    | 1, 6x - last 1 at Boston College (1/18/17) |
| Minutes   | 23 at Pitt (1/4/17)                        |

## SEASON HIGHS

|           |  |
|-----------|--|
| Points    | 14 vs. Iowa (11/25/16)                     |
| FGs       | 7 vs. Iowa (11/25/16)                      |
| 3FGs      | N/A  |
| FTs       | 5 vs. Ohio State (11/30/16)                |
| Rebounds  | 9 vs. Iowa (11/25/16)                      |
| Assists   | 4 vs. Grambling State (11/22/16)           |
| Turnovers | 5 at UNCG (11/11/16)                       |
| Blocks    | 1 at Boston College (1/18/17)              |
| Steals    | 1, 5x - last 1 at Boston College (1/18/17) |
| Minutes   | 23 at Pitt (1/4/17)                        |

## NCAA TOURNAMENT HIGHS

|           |                         |
|-----------|-------------------------|
| Points    | 3 vs. Florida (3/18/17) |
| FGs       | 1 vs. Florida (3/18/17) |
| 3FGs      | -                       |
| FTs       | 1 vs. Florida (3/18/17) |
| Rebounds  | -                       |
| Assists   | 1 vs. Hampton (3/17/16) |
| Turnovers | -                       |
| Blocks    | -                       |
| Steals    | 1 vs. Florida (3/8/17)  |
| Minutes   | 3 vs. Hampton (3/17/16) |

## CAREER STATISTICS

| Year         | G-GS        | Min-Avg.       | FG-FGA        | Pct.        | 3FG-3FGA   | Pct.        | FT-FTA       | Pct.        | Off-Def.     | Reb-Avg.      | PF-DQ       | Ast       | TO        | Blk      | Stl      | Pts-Avg        |
|--------------|-------------|----------------|---------------|-------------|------------|-------------|--------------|-------------|--------------|---------------|-------------|-----------|-----------|----------|----------|----------------|
| 2015-16      | 26-0        | 121-4.7        | 16-35         | .457        | 0-0        | .000        | 8-10         | .800        | 10-15        | 25-1.0        | 24-1        | 5         | 6         | 0        | 1        | 40-1.5         |
| 2016-17      | 32-0        | 344-10.8       | 51-88         | .580        | 0-0        | .000        | 19-25        | .760        | 26-43        | 69-2.2        | 44-0        | 20        | 27        | 2        | 7        | 121-3.8        |
| <b>TOTAL</b> | <b>58-0</b> | <b>465-8.0</b> | <b>67-123</b> | <b>.545</b> | <b>0-0</b> | <b>.000</b> | <b>27-35</b> | <b>.771</b> | <b>36-58</b> | <b>94-1.6</b> | <b>68-1</b> | <b>25</b> | <b>33</b> | <b>2</b> | <b>7</b> | <b>161-2.8</b> |

## CAREER ACC STATISTICS

| Year         | G-GS        | Min-Avg.       | FG-FGA       | Pct.        | 3FG-3FGA   | Pct.        | FT-FTA     | Pct.        | Off-Def.     | Reb-Avg.      | PF-DQ       | Ast      | TO        | Blk      | Stl      | Pts-Avg       |
|--------------|-------------|----------------|--------------|-------------|------------|-------------|------------|-------------|--------------|---------------|-------------|----------|-----------|----------|----------|---------------|
| 2015-16      | 13-0        | 48-3.7         | 4-12         | .333        | 0-0        | .000        | 3-3        | 1.000       | 3-4          | 7-0.5         | 11-0        | 0        | 4         | 0        | 1        | 11-0.8        |
| 2016-17      | 18-0        | 149-8.3        | 16-32        | .500        | 0-0        | .000        | 4-5        | .800        | 7-14         | 21-1.2        | 24-0        | 8        | 15        | 2        | 2        | 36-2.0        |
| <b>TOTAL</b> | <b>31-0</b> | <b>197-6.4</b> | <b>20-44</b> | <b>.455</b> | <b>0-0</b> | <b>.000</b> | <b>7-8</b> | <b>.875</b> | <b>10-18</b> | <b>28-0.9</b> | <b>35-0</b> | <b>8</b> | <b>19</b> | <b>2</b> | <b>3</b> | <b>47-1.5</b> |

## CAREER NCAA TOURNAMENT STATISTICS

| Year         | G-GS       | Min-Avg.     | FG-FGA     | Pct.        | 3FG-3FGA   | Pct.        | FT-FTA     | Pct.        | Off-Def.   | Reb-Avg.     | PF-DQ      | Ast      | TO       | Blk      | Stl      | Pts-Avg      |
|--------------|------------|--------------|------------|-------------|------------|-------------|------------|-------------|------------|--------------|------------|----------|----------|----------|----------|--------------|
| 2016         | 2-0        | 3-1.5        | 0-0        | .000        | 0-0        | .000        | 0-0        | .000        | 0-0        | 0-0.0        | 0-0        | 1        | 0        | 0        | 0        | 0-0.0        |
| 2017         | 1-0        | 5-5.0        | 1-2        | .500        | 0-0        | .000        | 1-2        | .500        | 0-0        | 0-0.0        | 0-0        | 0        | 0        | 0        | 1        | 3-3.0        |
| <b>TOTAL</b> | <b>2-0</b> | <b>8-2.7</b> | <b>1-2</b> | <b>.500</b> | <b>0-0</b> | <b>.000</b> | <b>1-2</b> | <b>.500</b> | <b>0-0</b> | <b>0-0.0</b> | <b>0-0</b> | <b>1</b> | <b>0</b> | <b>0</b> | <b>1</b> | <b>3-1.0</b> |





# 32 LONDON PERRANTES

Guard • 6-2 • 197

Senior

Los Angeles, Calif. • Crespi Caremlite

## 2016-17 HIGHLIGHTS

- Started all 34 games
- Averaged 12.7 points, 3.8 assists and 3.0 rebounds
- Shot 41.4 percent from the field, 37.4 percent from 3-point range and 81.3 percent from the free-throw line
- Finished his UVA career ranked first all-time in starts (134), games (138) and minutes (4,425), second in 3-point percentage (40.9%), fourth in most wins played (108) and assists (569), fifth in free throw percentage (81.2%), sixth in 3-pointers (211), 10th in minutes (32.1 mpg) and 33rd in points (1,225)
- Named to the All-ACC second team
- Named to USBWA All-District 3 Team
- Named to the preseason John R. Wooden, Naismith Award and Bob Cousy Point Guard of the Year watch lists
- Ranked fifth in assist-to-turnover ratio (2.0), seventh in 3-point field goal percentage (41.7%), eighth in free throw percentage (85.2%) and 20th in scoring (14.9 ppg) in ACC action
- Ranked sixth in assist-to-turnover ratio (2.21) and ninth in assists (3.76 apg) in the ACC in all games
- Scored 10+ points in 21 games
- Named MVP of the Emerald Coast Classic after leading the team with 11 points, career-high eight rebounds and five assists vs. Providence (11/26/16)
- Scored 19 points vs. Ohio State (11/30/16)
- Had a team-high 16 points at Pitt (1/4/17)
- Registered 24 points vs. Wake Forest (1/8/17)
- Tallied a season-high 25 points and had a career-best eight field goals at Clemson (1/14/17)
- Recorded 22 points at Notre Dame (1/24/17)
- Tallied 18 points vs. Louisville (2/6/17)
- Recorded 22 points in a career-high 46 minutes at Virginia Tech (2/12/17)
- Tallied third career double-double with 16 points and 10 assists at NC State (2/25/17)

## 2016-17 GAME-BY-GAME

| Opponent             | GP-GS | FG   | 3FG  | FT  | O-D | Reb | A  | TO | Blk | Stl | PF | Min | Pts |
|----------------------|-------|------|------|-----|-----|-----|----|----|-----|-----|----|-----|-----|
| at UNCG              | 1-1   | 4-8  | 2-4  | 0-0 | 0-3 | 3   | 3  | 1  | 0   | 0   | 1  | 26  | 10  |
| St. Francis Brooklyn | 2-2   | 4-9  | 0-5  | 0-2 | 1-2 | 3   | 3  | 1  | 0   | 2   | 1  | 25  | 8   |
| Yale                 | 3-3   | 3-9  | 2-7  | 0-0 | 0-1 | 1   | 7  | 0  | 0   | 1   | 0  | 30  | 8   |
| Grambling State      | 4-4   | 2-3  | 1-2  | 1-2 | 1-3 | 4   | 4  | 2  | 0   | 1   | 1  | 17  | 6   |
| vs. Iowa             | 5-5   | 5-9  | 2-4  | 0-0 | 0-3 | 3   | 4  | 1  | 0   | 2   | 0  | 29  | 12  |
| vs. Providence       | 6-6   | 4-8  | 3-5  | 0-0 | 0-8 | 8   | 5  | 1  | 0   | 1   | 1  | 34  | 11  |
| Ohio State           | 7-7   | 6-12 | 4-8  | 3-4 | 0-2 | 2   | 2  | 4  | 0   | 1   | 1  | 33  | 19  |
| West Virginia        | 8-8   | 2-10 | 1-7  | 1-1 | 1-3 | 4   | 7  | 3  | 1   | 0   | 2  | 37  | 6   |
| East Carolina        | 9-9   | 4-6  | 2-4  | 2-2 | 0-2 | 2   | 5  | 0  | 0   | 0   | 1  | 29  | 12  |
| Robert Morris        | 10-10 | 1-3  | 0-1  | 2-2 | 0-2 | 2   | 4  | 0  | 0   | 0   | 0  | 25  | 4   |
| at California        | 11-11 | 6-13 | 1-5  | 1-2 | 1-2 | 3   | 3  | 2  | 0   | 0   | 0  | 35  | 14  |
| at Louisville        | 12-12 | 2-10 | 1-4  | 4-6 | 0-4 | 4   | 7  | 5  | 0   | 0   | 1  | 37  | 9   |
| Florida State        | 13-13 | 4-9  | 2-3  | 0-0 | 0-1 | 1   | 4  | 4  | 0   | 0   | 1  | 33  | 10  |
| at Pitt              | 14-14 | 6-9  | 3-5  | 1-1 | 0-2 | 2   | 3  | 0  | 0   | 0   | 3  | 38  | 16  |
| Wake Forest          | 15-15 | 7-13 | 4-5  | 6-6 | 1-3 | 4   | 2  | 1  | 0   | 1   | 1  | 35  | 24  |
| at Clemson           | 16-16 | 8-15 | 4-8  | 5-5 | 1-1 | 2   | 2  | 4  | 0   | 0   | 1  | 34  | 25  |
| at Boston Coll.      | 17-17 | 3-9  | 0-2  | 0-2 | 0-1 | 1   | 4  | 1  | 0   | 2   | 0  | 20  | 6   |
| Georgia Tech         | 18-18 | 3-7  | 2-4  | 3-3 | 2-4 | 6   | 2  | 4  | 0   | 0   | 2  | 31  | 11  |
| at Notre Dame        | 19-19 | 7-13 | 5-8  | 3-4 | 0-5 | 5   | 0  | 1  | 0   | 1   | 1  | 34  | 22  |
| at Villanova         | 20-20 | 2-11 | 0-3  | 0-0 | 0-3 | 3   | 6  | 2  | 0   | 0   | 3  | 31  | 4   |
| Virginia Tech        | 21-21 | 5-11 | 2-5  | 2-2 | 0-3 | 3   | 3  | 0  | 0   | 1   | 0  | 33  | 14  |
| at Syracuse          | 22-22 | 4-8  | 3-5  | 0-0 | 0-1 | 1   | 8  | 2  | 1   | 2   | 2  | 33  | 11  |
| Louisville           | 23-23 | 5-12 | 2-7  | 6-7 | 1-3 | 4   | 3  | 1  | 0   | 0   | 0  | 34  | 18  |
| at Virginia Tech     | 24-24 | 7-22 | 3-12 | 5-7 | 0-3 | 3   | 3  | 1  | 0   | 0   | 0  | 46  | 22  |
| Duke                 | 25-25 | 4-11 | 1-5  | 5-5 | 0-4 | 4   | 2  | 3  | 0   | 1   | 2  | 34  | 14  |
| at No. Carolina      | 26-26 | 3-10 | 1-6  | 5-5 | 0-4 | 4   | 2  | 1  | 0   | 0   | 0  | 30  | 12  |
| Miami                | 27-27 | 2-15 | 0-5  | 0-1 | 1-4 | 5   | 2  | 2  | 0   | 1   | 1  | 40  | 4   |
| at NC State          | 28-28 | 5-10 | 3-5  | 3-3 | 0-3 | 3   | 10 | 1  | 0   | 2   | 1  | 25  | 16  |
| North Carolina       | 29-29 | 4-12 | 3-8  | 2-2 | 0-1 | 1   | 4  | 0  | 0   | 2   | 0  | 34  | 13  |
| Pitt                 | 30-30 | 8-12 | 4-6  | 2-2 | 0-3 | 3   | 3  | 1  | 0   | 1   | 0  | 34  | 22  |
| vs. Pitt             | 31-31 | 4-9  | 2-5  | 5-6 | 0-4 | 4   | 3  | 1  | 0   | 1   | 2  | 30  | 15  |
| vs. Notre Dame       | 32-32 | 1-9  | 0-3  | 1-2 | 0-1 | 1   | 2  | 3  | 0   | 1   | 2  | 32  | 3   |
| vs. UNCW             | 33-33 | 9-14 | 2-4  | 4-5 | 1-1 | 2   | 3  | 1  | 0   | 1   | 2  | 33  | 24  |
| vs. Florida          | 34-34 | 2-12 | 0-4  | 2-2 | 0-1 | 1   | 3  | 4  | 0   | 0   | 0  | 32  | 6   |

- Recorded 22 points vs. Pitt (3/4/17)
- Scored 24 points vs. UNCW (3/16/17)
- Tallied six points and game-high six assists in the Reese's College All-Star Game at the NCAA Final Four.
- Lettered

## CAREER HIGHS

Points 26 at Miami (1/3/15)  
 FGs 9 vs. UNCW (3/16/17)  
 3FGs 7 at Virginia Tech (1/4/16)  
 FTs 11 at Miami (1/3/15)  
 Rebounds 8 vs. Providence (11/26/16)  
 Assists 11 vs. George Mason (11/22/15)  
 Turnovers 5, 3x - last at Louisville (12/28/16)  
 Blocks 1, 16x - last at Syracuse (2/4/17)  
 Steals 4 vs. Syracuse (1/24/16)  
 Minutes 46 at Virginia Tech (2/12/17)

## SEASON HIGHS

Points 25 at Clemson (1/14/17)  
 FGs 9 vs. UNCW (3/16/17)  
 3FGs 5 at Notre Dame (1/24)  
 FTs 6, 2x - last vs. Louisville (2/6/17)  
 Rebounds 8 vs. Providence (11/26/16)  
 Assists 10 at NC State (2/25/17)  
 Turnovers 5 at Louisville (12/28/16)  
 Blocks 1, 2x - last at Syracuse (2/4/17)  
 Steals 2, 6x - last vs. North Carolina (2/27/17)  
 Minutes 46 at Virginia Tech (2/12/17)

## NCAA TOURNAMENT HIGHS

Points 24 vs. UNCW (3/6/17)  
 FGs 9 vs. UNCW (3/16/17)  
 3FGs 6 vs. Syracuse (3/27/16)  
 FTs 4 vs. UNCW (3/16/17)  
 Rebounds 5, 2x - last vs. Michigan State (3/22/15)  
 Assists 9 vs. Iowa State (3/25/16)  
 Turnovers 4 vs. Florida (3/18/17)  
 Blocks 1, 2x - last vs. Belmont (3/20/15)  
 Steals 2 vs. Iowa State (3/25/16)  
 Minutes 39 vs. Iowa State (3/25/16)

## CAREER STATISTICS

| Year         | G-GS           | Min-Avg.         | FG-FGA         | Pct.        | 3FG-3FGA       | Pct.        | FT-FTA         | Pct.        | Off-Def.      | Reb-Avg.       | PF-DQ        | Ast        | TO         | Blk       | Stl        | Pts-Avg         |
|--------------|----------------|------------------|----------------|-------------|----------------|-------------|----------------|-------------|---------------|----------------|--------------|------------|------------|-----------|------------|-----------------|
| 2013-14      | 37-33          | 1105-29.9        | 61-159         | .384        | 38-87          | .437        | 43-50          | .860        | 8-73          | 81-2.2         | 62-0         | 140        | 40         | 4         | 33         | 203-5.5         |
| 2014-15      | 32-32          | 1065-33.3        | 67-189         | .354        | 30-95          | .316        | 42-54          | .778        | 7-77          | 84-2.6         | 42-0         | 148        | 49         | 7         | 25         | 206-6.4         |
| 2015-16      | 35-35          | 1162-33.2        | 123-280        | .439        | 78-160         | .488        | 61-76          | .803        | 14-91         | 105-3.0        | 45-0         | 153        | 64         | 3         | 37         | 385-11.0        |
| 2016-17      | 34-34          | 1093-32.1        | 146-353        | .414        | 65-174         | .374        | 74-91          | .813        | 11-91         | 102-3.0        | 33-0         | 128        | 58         | 2         | 25         | 431-12.7        |
| <b>TOTAL</b> | <b>138-134</b> | <b>4425-32.1</b> | <b>397-981</b> | <b>.405</b> | <b>211-508</b> | <b>.415</b> | <b>220-271</b> | <b>.812</b> | <b>40-332</b> | <b>372-2.7</b> | <b>182-0</b> | <b>569</b> | <b>211</b> | <b>16</b> | <b>120</b> | <b>1225-8.9</b> |

## CAREER ACC STATISTICS

| Year         | G-GS         | Min-Avg.         | FG-FGA         | Pct.        | 3FG-3FGA       | Pct.        | FT-FTA         | Pct.        | Off-Def.      | Reb-Avg.       | PF-DQ       | Ast        | TO         | Blk      | Stl       | Pts-Avg         |
|--------------|--------------|------------------|----------------|-------------|----------------|-------------|----------------|-------------|---------------|----------------|-------------|------------|------------|----------|-----------|-----------------|
| 2013-14      | 18-18        | 542-30.1         | 37-79          | .468        | 21-41          | .512        | 14-18          | .778        | 5-39          | 44-2.4         | 27-0        | 76         | 17         | 2        | 16        | 109-6.1         |
| 2014-15      | 17-17        | 585-34.4         | 47-120         | .392        | 23-63          | .365        | 25-32          | .781        | 4-46          | 50-2.9         | 25-0        | 85         | 27         | 5        | 17        | 142-8.4         |
| 2015-16      | 18-18        | 625-34.7         | 60-142         | .423        | 39-81          | .481        | 44-53          | .830        | 7-52          | 59-3.3         | 20-0        | 77         | 39         | 0        | 21        | 203-11.3        |
| 2016-17      | 18-18        | 615-34.2         | 87-208         | .418        | 43-103         | .417        | 52-61          | .852        | 6-50          | 56-3.1         | 16-0        | 64         | 32         | 1        | 14        | 269-14.9        |
| <b>TOTAL</b> | <b>71-71</b> | <b>2367-33.3</b> | <b>231-549</b> | <b>.421</b> | <b>126-288</b> | <b>.438</b> | <b>135-164</b> | <b>.823</b> | <b>22-187</b> | <b>209-2.9</b> | <b>88-0</b> | <b>302</b> | <b>115</b> | <b>8</b> | <b>68</b> | <b>723-10.2</b> |

## CAREER NCAA TOURNAMENT STATISTICS

| Year         | G-GS         | Min-Avg.        | FG-FGA       | Pct.        | 3FG-3FGA     | Pct.        | FT-FTA       | Pct.        | Off-Def.    | Reb-Avg.      | PF-DQ       | Ast       | TO        | Blk      | Stl      | Pts-Avg         |
|--------------|--------------|-----------------|--------------|-------------|--------------|-------------|--------------|-------------|-------------|---------------|-------------|-----------|-----------|----------|----------|-----------------|
| 2014         | 3-3          | 105-35.0        | 8-17         | .471        | 6-11         | .545        | 5-5          | 1.000       | 0-3         | 3-1.0         | 3-0         | 12        | 2         | 1        | 1        | 27-9.0          |
| 2015         | 2-2          | 69-34.5         | 6-17         | .353        | 1-7          | .143        | 1-2          | .500        | 2-8         | 10-5.0        | 3-0         | 5         | 2         | 1        | 0        | 14-7.0          |
| 2016         | 4-4          | 140-35.0        | 14-33        | .424        | 13-25        | .520        | 3-4          | .750        | 0-13        | 13-3.3        | 9-0         | 17        | 6         | 0        | 3        | 44-11.0         |
| 2017         | 2-2          | 65-32.5         | 11-26        | .423        | 2-8          | .250        | 6-7          | .857        | 1-2         | 3-1.5         | 2           | 6         | 5         | 0        | 1        | 30-15.0         |
| <b>TOTAL</b> | <b>11-11</b> | <b>379-34.5</b> | <b>39-93</b> | <b>.419</b> | <b>22-51</b> | <b>.431</b> | <b>15-18</b> | <b>.833</b> | <b>3-26</b> | <b>29-2.6</b> | <b>17-0</b> | <b>40</b> | <b>15</b> | <b>2</b> | <b>5</b> | <b>115-10.5</b> |



# 33 JACK SALT

Center • 6-11 • 247  
Redshirt Sophomore  
Auckland, New Zealand • Westlake

## 2016-17 HIGHLIGHTS

- Started all 34 games
- Averaged 3.7 points and 4.1 rebounds
- Shot 55.9 percent from the field and 48.9 percent from the free-throw line
- Tallied seven points and three assists at UNCG (11/11/16)
- Registered eight points and six rebounds vs. Providence (11/26/16)
- Registered six rebounds vs. Ohio State (11/30/16)
- Scored six points against West Virginia (12/3/16)
- Scored eight points vs. East Carolina (12/6/16)
- Scored a career-high 10 points on 5-6 shooting vs. Robert Morris (12/17/16)
- Grabbed seven rebounds at Louisville (12/28/16)
- Tallied seven rebounds vs. Florida State (12/31/16)
- Held Georgia Tech's Ben Lammers to seven points on 3-12 field goal shooting in a career-high 35 minutes (1/21/17)
- Matched a career high with two blocks vs. Virginia Tech (2/1/17)
- Recorded nine rebounds vs. Pitt (3/4/17)
- Tallied eight points and a career-high ten rebounds vs. Florida (3/18/17)
- Lettered

## 2016-17 GAME-BY-GAME

| Opponent             | GP-GS | FG  | 3FG | FT  | O-D | Reb | A | TO | Blk | Stl | PF | Min | Pts |   |
|----------------------|-------|-----|-----|-----|-----|-----|---|----|-----|-----|----|-----|-----|---|
| at UNCG              | 1-1   | 2-4 | 0-0 | 3-4 | 3-1 | 4   | 3 | 1  | 1   | 0   | 2  | 27  | 7   |   |
| St. Francis Brooklyn | 2-2   | 3-3 | 0-0 | 0-0 | 0-2 | 2   | 0 | 1  | 0   | 0   | 0  | 16  | 6   |   |
| Yale                 | 3-3   | 2-6 | 0-0 | 0-0 | 3-2 | 5   | 0 | 1  | 1   | 0   | 3  | 20  | 4   |   |
| Grambling State      | 4-4   | 1-2 | 0-0 | 0-2 | 0-3 | 3   | 1 | 1  | 0   | 1   | 2  | 16  | 2   |   |
| vs. Iowa             | 5-5   | 2-4 | 0-0 | 0-0 | 0-1 | 1   | 0 | 0  | 1   | 0   | 3  | 17  | 4   |   |
| vs. Providence       | 6-6   | 4-6 | 0-0 | 0-2 | 1-5 | 6   | 0 | 0  | 1   | 0   | 1  | 27  | 8   |   |
| Ohio State           | 7-7   | 1-2 | 0-0 | 0-0 | 3-3 | 6   | 0 | 1  | 1   | 1   | 4  | 17  | 2   |   |
| West Virginia        | 8-8   | 2-2 | 0-0 | 2-3 | 1-2 | 3   | 1 | 1  | 0   | 1   | 0  | 2   | 19  | 6 |
| East Carolina        | 9-9   | 3-4 | 0-0 | 2-3 | 0-1 | 1   | 0 | 1  | 1   | 0   | 3  | 23  | 8   |   |
| Robert Morris        | 10-10 | 5-6 | 0-0 | 0-0 | 1-1 | 2   | 0 | 1  | 0   | 1   | 1  | 17  | 10  |   |
| at California        | 11-11 | 2-2 | 0-0 | 1-2 | 1-4 | 5   | 0 | 0  | 0   | 0   | 4  | 16  | 5   |   |
| at Louisville        | 12-12 | 1-4 | 0-0 | 0-0 | 3-4 | 7   | 1 | 0  | 0   | 0   | 4  | 18  | 2   |   |
| Florida State        | 13-13 | 0-2 | 0-0 | 0-1 | 2-5 | 7   | 0 | 0  | 1   | 0   | 3  | 22  | 0   |   |
| at Pitt              | 14-14 | 0-0 | 0-0 | 0-0 | 0-0 | 0   | 0 | 0  | 0   | 0   | 1  | 2   | 0   |   |
| Wake Forest          | 15-15 | 1-1 | 0-0 | 3-3 | 1-4 | 5   | 2 | 0  | 1   | 0   | 5  | 20  | 5   |   |
| at Clemson           | 16-16 | 1-1 | 0-0 | 0-2 | 1-1 | 2   | 0 | 2  | 1   | 0   | 5  | 18  | 2   |   |
| at Boston Coll.      | 17-17 | 1-2 | 0-0 | 0-0 | 0-3 | 3   | 0 | 0  | 0   | 1   | 2  | 18  | 2   |   |
| Georgia Tech         | 18-18 | 2-5 | 0-0 | 1-2 | 3-3 | 6   | 0 | 0  | 1   | 1   | 2  | 35  | 5   |   |
| at Notre Dame        | 19-19 | 1-3 | 0-0 | 0-0 | 3-1 | 4   | 0 | 0  | 0   | 0   | 3  | 24  | 2   |   |
| at Villanova         | 20-20 | 2-2 | 0-0 | 0-0 | 3-0 | 3   | 1 | 0  | 0   | 0   | 1  | 4   | 20  | 4 |
| Virginia Tech        | 21-21 | 0-0 | 0-0 | 0-0 | 1-2 | 3   | 1 | 1  | 2   | 1   | 4  | 10  | 0   |   |
| at Syracuse          | 22-22 | 0-3 | 0-0 | 1-2 | 1-0 | 1   | 0 | 3  | 0   | 0   | 0  | 10  | 1   |   |
| Louisville           | 23-23 | 2-2 | 0-0 | 0-0 | 2-4 | 6   | 0 | 2  | 1   | 0   | 3  | 19  | 4   |   |
| at Virginia Tech     | 24-24 | 0-2 | 0-0 | 2-4 | 2-2 | 4   | 0 | 2  | 1   | 1   | 4  | 14  | 2   |   |
| Duke                 | 25-25 | 0-0 | 0-0 | 0-0 | 1-4 | 5   | 1 | 0  | 0   | 0   | 2  | 17  | 4   |   |
| at No. Carolina      | 26-26 | 1-2 | 0-0 | 0-2 | 1-3 | 4   | 0 | 0  | 1   | 0   | 3  | 15  | 2   |   |
| Miami                | 27-27 | 0-0 | 0-0 | 2-2 | 1-3 | 4   | 0 | 1  | 2   | 0   | 1  | 17  | 2   |   |
| at NC State          | 28-28 | 2-5 | 0-0 | 1-3 | 1-4 | 5   | 0 | 0  | 0   | 0   | 2  | 22  | 5   |   |
| North Carolina       | 29-29 | 1-2 | 0-0 | 1-2 | 3-1 | 4   | 1 | 1  | 1   | 0   | 2  | 25  | 3   |   |
| Pitt                 | 30-30 | 2-6 | 0-0 | 0-0 | 5-4 | 9   | 1 | 1  | 1   | 1   | 1  | 19  | 4   |   |
| vs. Pitt             | 31-31 | 1-1 | 0-0 | 2-2 | 1-1 | 2   | 0 | 0  | 0   | 0   | 4  | 13  | 4   |   |
| vs. Notre Dame       | 32-32 | 0-1 | 0-0 | 0-2 | 2-2 | 4   | 0 | 0  | 0   | 0   | 1  | 3   | 12  | 0 |
| vs. UNCW             | 33-33 | 1-1 | 0-0 | 1-2 | 1-1 | 2   | 0 | 0  | 1   | 0   | 3  | 16  | 3   |   |
| vs. Florida          | 34-34 | 4-5 | 0-0 | 0-0 | 2-8 | 10  | 0 | 1  | 1   | 1   | 2  | 26  | 8   |   |

## CAREER HIGHS

|           |   |
|-----------|---|
| Points    | 10 vs. Robert Morris (12/17/16)         |
| FGs       | 5 vs. Robert Morris (12/17/16)          |
| 3FGs      | N/A                                     |
| FTs       | 3, 2x - last vs. Wake Forest (1/8/17)   |
| Rebounds  | 10 vs. Florida (3/18/17)                |
| Assists   | 3 at UNCG (11/11/16)                    |
| Turnovers | 2, 2x - last at Clemson (1/14/17)       |
| Blocks    | 2, 2x - last vs. Virginia Tech (2/1/17) |
| Steals    | 1, 7x - last vs. Virginia Tech (2/1/17) |
| Minutes   | 35 vs. Georgia Tech (1/21/17)           |

## SEASON HIGHS

|           |   |
|-----------|---|
| Points    | 10 vs. Robert Morris (12/17/16)         |
| FGs       | 5 vs. Robert Morris (12/17/16)          |
| 3FGs      | N/A                                     |
| FTs       | 3, 2x - last vs. Wake Forest (1/8/17)   |
| Rebounds  | 10 vs. Florida (3/18/17)                |
| Assists   | 3 at UNCG (11/11/16)                    |
| Turnovers | 2 at Clemson (1/14/17)                  |
| Blocks    | 2 vs. Virginia Tech (2/1/17)            |
| Steals    | 1, 6x - last vs. Virginia Tech (2/1/17) |
| Minutes   | 35 vs. Georgia Tech (1/21/17)           |

## NCAA TOURNAMENT HIGHS

|           |                                    |
|-----------|------------------------------------|
| Points    | 8 vs. Florida (3/18/17)            |
| FGs       | 1 vs. Hampton (3/17/16)            |
| 3FGs      | -                                  |
| FTs       | 1, 2x - last vs. UNCW (3/18/17)    |
| Rebounds  | 10 vs. Florida (3/18/17)           |
| Assists   | 1 vs. Florida (3/18/17)            |
| Turnovers | 1 vs. Florida (3/18/17)            |
| Blocks    | 1, 2x - last vs. Florida (3/18/17) |
| Steals    | 1 vs. Florida (3/18/17)            |
| Minutes   | 26 vs. Florida (3/18/17)           |

## CAREER STATISTICS

| Year         | G-GS         | Min-Avg.        | FG-FGA        | Pct.        | 3FG-3FGA   | Pct.        | FT-FTA       | Pct.        | Off-Def.     | Reb-Avg.       | PF-DQ        | Ast       | TO        | Blk       | Stl       | Pts-Avg        |
|--------------|--------------|-----------------|---------------|-------------|------------|-------------|--------------|-------------|--------------|----------------|--------------|-----------|-----------|-----------|-----------|----------------|
| 2015-16      | 22-9         | 138-6.3         | 17-33         | .515        | 0-0        | .000        | 2-6          | .333        | 14-10        | 24-1.1         | 25-0         | 0         | 10        | 5         | 1         | 36-1.6         |
| 2016-17      | 34-34        | 627-18.4        | 52-93         | .559        | 0-0        | .000        | 22-45        | .489        | 53-85        | 138-4.1        | 88-2         | 13        | 21        | 22        | 11        | 126-3.7        |
| <b>TOTAL</b> | <b>56-43</b> | <b>765-13.7</b> | <b>69-126</b> | <b>.548</b> | <b>0-0</b> | <b>.000</b> | <b>24-51</b> | <b>.470</b> | <b>67-95</b> | <b>162-2.9</b> | <b>113-2</b> | <b>13</b> | <b>31</b> | <b>27</b> | <b>12</b> | <b>162-2.9</b> |

## CAREER ACC STATISTICS

| Year         | G-GS         | Min-Avg.        | FG-FGA       | Pct.        | 3FG-3FGA   | Pct.        | FT-FTA       | Pct.        | Off-Def.     | Reb-Avg.      | PF-DQ       | Ast      | TO        | Blk       | Stl      | Pts-Avg       |
|--------------|--------------|-----------------|--------------|-------------|------------|-------------|--------------|-------------|--------------|---------------|-------------|----------|-----------|-----------|----------|---------------|
| 2015-16      | 10-5         | 50-5.0          | 4-9          | .444        | 0-0        | .000        | 0-1          | .000        | 4-7          | 11-1.1        | 9-0         | 0        | 3         | 2         | 0        | 8-0.8         |
| 2016-17      | 18-18        | 325-18.1        | 17-42        | .405        | 0-0        | .000        | 11-23        | .478        | 31-48        | 79-4.4        | 47-2        | 7        | 13        | 13        | 5        | 45-2.5        |
| <b>TOTAL</b> | <b>28-23</b> | <b>375-13.4</b> | <b>21-51</b> | <b>.412</b> | <b>0-0</b> | <b>.000</b> | <b>11-24</b> | <b>.458</b> | <b>35-55</b> | <b>90-3.2</b> | <b>56-2</b> | <b>7</b> | <b>16</b> | <b>15</b> | <b>5</b> | <b>53-1.9</b> |

## CAREER NCAA TOURNAMENT STATISTICS

| Year         | G-GS       | Min-Avg.       | FG-FGA     | Pct.        | 3FG-3FGA   | Pct.        | FT-FTA     | Pct.        | Off-Def.    | Reb-Avg.     | PF-DQ      | Ast      | TO       | Blk      | Stl      | Pts-Avg       |
|--------------|------------|----------------|------------|-------------|------------|-------------|------------|-------------|-------------|--------------|------------|----------|----------|----------|----------|---------------|
| 2016         | 2-0        | 3-1.5          | 1-1        | 1.000       | 0-0        | .000        | 1-2        | .500        | 0-0         | 0-0.0        | 0-0        | 0        | 0        | 0        | 0        | 3-1.5         |
| 2017         | 2-2        | 42-21          | 5-6        | .833        | 0-0        | .000        | 1-2        | .500        | 3-10        | 13-6.5       | 5-0        | 0        | 1        | 2        | 1        | 11-5.5        |
| <b>TOTAL</b> | <b>4-2</b> | <b>45-11.3</b> | <b>6-7</b> | <b>.857</b> | <b>0-0</b> | <b>.000</b> | <b>2-4</b> | <b>.500</b> | <b>3-10</b> | <b>0-0.0</b> | <b>0-0</b> | <b>0</b> | <b>1</b> | <b>2</b> | <b>1</b> | <b>14-3.5</b> |



# 51 DARIUS THOMPSON

**Guard • 6-4 • 196**  
**Redshirt Junior**  
**Murfreesboro, Tenn. • Blackman/Tennessee**

## 2016-17 HIGHLIGHTS

- Played 33 games, including 13 starts
- Averaged 6.2 points, 2.15 assists and 1.6 rebounds
- Shot 44.8 percent from the field, 35.1 percent from 3-point range and 60.5 percent from the free-throw line
- Sat out game at NC State (2/25/17) because of illness
- Scored 10+ points in nine games
- Matched a school record with eight consecutive 3-pointers during seven-game stretch dating back to last season (Feb. 22-Nov. 11, 2016)
- Recorded 12 points on 4-6 shooting, including a career-high three 3-pointers, at UNCG (11/11/16)
- Matched a career best with six rebounds vs. St. Francis Brooklyn (11/15/16)
- Tallied 12 points and four rebounds in 12 minutes vs. Grambling State
- Had 10 points vs. Iowa (11/25/16) and 11 points vs. Providence (11/26/16)
- Recorded three blocked shots vs. Ohio State (11/30/16)
- Scored 14 points, including three 3-pointers, in season-high 32 minutes played vs. West Virginia (12/3/16)
- Registered six assists vs. East Carolina (12/6/16)
- Scored 11 points at Pitt (1/4/17)
- Scored 12 points at Boston College (1/18/17)
- Tallied five assists and three steals at Notre Dame (1/24/17)
- Recorded 10 points, four rebounds and four assists vs. Louisville (2/6/17)
- Scored 12 points against Notre Dame in ACC Tournament (3/9/17)
- Tallied 10 points and a career-high four blocks vs. UNCW (3/16/17)
- Transferred out of the program after the season
- Lettered

## 2016-17 GAME-BY-GAME

| Opponent             | GP-GS | FG   | 3FG | FT   | O-D | Reb | A | TO | Blk | Stl | PF | Min | Pts |
|----------------------|-------|------|-----|------|-----|-----|---|----|-----|-----|----|-----|-----|
| at UNCG              | 1-1   | 4-6  | 3-4 | 1-2  | 0-1 | 1   | 1 | 1  | 0   | 1   | 2  | 23  | 12  |
| St. Francis Brooklyn | 2-2   | 2-4  | 0-0 | 0-0  | 0-6 | 6   | 3 | 3  | 1   | 0   | 0  | 19  | 4   |
| Yale                 | 3-3   | 5-8  | 1-4 | 0-0  | 0-0 | 0   | 3 | 4  | 0   | 1   | 1  | 23  | 11  |
| Grambling State      | 4-4   | 2-4  | 2-2 | 2-2  | 1-3 | 4   | 1 | 0  | 0   | 0   | 0  | 16  | 12  |
| vs. Iowa             | 5-5   | 2-6  | 2-4 | 4-4  | 1-2 | 3   | 4 | 0  | 0   | 0   | 0  | 22  | 10  |
| vs. Providence       | 6-6   | 4-6  | 0-1 | 3-6  | 0-2 | 2   | 2 | 0  | 0   | 1   | 2  | 23  | 11  |
| Ohio State           | 7-7   | 2-6  | 0-0 | 0-0  | 1-2 | 3   | 3 | 1  | 3   | 2   | 1  | 30  | 4   |
| West Virginia        | 8-8   | 5-10 | 3-6 | 1-2  | 0-1 | 1   | 1 | 3  | 0   | 2   | 2  | 32  | 14  |
| East Carolina        | 9-9   | 1-3  | 0-2 | 0-0  | 0-1 | 1   | 6 | 2  | 1   | 1   | 0  | 24  | 2   |
| Robert Morris        | 10-10 | 2-6  | 0-3 | 0-0  | 0-3 | 3   | 2 | 1  | 0   | 0   | 1  | 25  | 4   |
| at California        | 11-11 | 1-3  | 0-0 | 0-0  | 0-2 | 2   | 5 | 1  | 0   | 0   | 0  | 25  | 2   |
| at Louisville        | 12-12 | 3-6  | 1-2 | 0-0  | 0-0 | 0   | 2 | 3  | 0   | 0   | 4  | 18  | 7   |
| Florida State        | 13-13 | 1-4  | 0-2 | 0-0  | 0-0 | 0   | 1 | 2  | 0   | 1   | 2  | 12  | 2   |
| at Pitt              | 14-13 | 5-8  | 1-2 | 0-2  | 0-1 | 1   | 2 | 1  | 0   | 1   | 0  | 26  | 11  |
| Wake Forest          | 15-13 | 2-7  | 2-4 | 1-2  | 1-1 | 2   | 2 | 1  | 0   | 1   | 0  | 16  | 7   |
| at Clemson           | 16-13 | 3-4  | 1-2 | 0-0  | 0-4 | 4   | 2 | 1  | 0   | 0   | 0  | 25  | 7   |
| at Boston Coll.      | 17-13 | 4-7  | 2-4 | 2-2  | 0-0 | 0   | 4 | 0  | 0   | 2   | 0  | 20  | 12  |
| Georgia Tech         | 18-13 | 2-5  | 0-2 | 0-1  | 0-4 | 4   | 2 | 0  | 1   | 3   | 3  | 17  | 4   |
| at Notre Dame        | 19-13 | 0-2  | 0-1 | 0-0  | 0-2 | 2   | 5 | 1  | 0   | 3   | 1  | 21  | 0   |
| at Villanova         | 20-13 | 1-2  | 1-2 | 0-0  | 0-0 | 0   | 2 | 1  | 0   | 1   | 0  | 17  | 3   |
| Virginia Tech        | 21-13 | 1-2  | 0-1 | 0-0  | 0-1 | 1   | 0 | 1  | 0   | 0   | 1  | 7   | 2   |
| at Syracuse          | 22-13 | 1-3  | 0-2 | 0-0  | 0-0 | 0   | 2 | 0  | 0   | 0   | 0  | 10  | 2   |
| Louisville           | 23-13 | 4-7  | 0-1 | 2-2  | 0-4 | 4   | 4 | 1  | 0   | 0   | 2  | 20  | 10  |
| at Virginia Tech     | 24-13 | 2-3  | 0-1 | 0-0  | 0-1 | 1   | 3 | 0  | 0   | 3   | 2  | 27  | 4   |
| Duke                 | 25-13 | 0-3  | 0-2 | 0-0  | 0-0 | 0   | 0 | 0  | 0   | 0   | 0  | 6   | 0   |
| at No. Carolina      | 26-13 | 1-4  | 0-2 | 1-2  | 0-0 | 0   | 1 | 1  | 1   | 0   | 1  | 17  | 3   |
| Miami                | 27-13 | 1-7  | 0-0 | 2-2  | 0-0 | 0   | 4 | 1  | 0   | 1   | 2  | 19  | 4   |
| at NC State          | DNP   |      |     |      |     |     |   |    |     |     |    |     |     |
| North Carolina       | 28-13 | 0-3  | 0-2 | 0-0  | 0-1 | 1   | 0 | 0  | 0   | 1   | 0  | 9   | 0   |
| Pitt                 | 29-13 | 3-6  | 2-3 | 0-0  | 1-1 | 2   | 1 | 1  | 0   | 1   | 1  | 24  | 8   |
| vs. Pitt             | 30-13 | 2-4  | 2-3 | 0-0  | 0-0 | 0   | 1 | 0  | 0   | 0   | 1  | 16  | 6   |
| vs. Notre Dame       | 31-13 | 4-7  | 3-5 | 1-2  | 0-0 | 0   | 0 | 1  | 0   | 0   | 1  | 28  | 12  |
| vs. UNCW             | 32-14 | 2-6  | 0-1 | 6-12 | 0-4 | 4   | 1 | 0  | 4   | 1   | 1  | 34  | 10  |
| vs. Florida          | 33-15 | 3-7  | 0-2 | 0-0  | 1-1 | 2   | 3 | 1  | 0   | 1   | 2  | 35  | 6   |

## CAREER HIGHS

- Points 16 vs. Wake Forest (11/30/13)\*
  - FGs 5, 6x - last at Pitt (1/4/17)
  - 3FGs 3, 2x - last vs. West Virginia (12/3/16)
  - FTs 9 vs. Wake Forest (11/30/13)\*
  - Rebounds 6, 2x - last vs. St. Francis Brooklyn (11/15/16)
  - Assists 9 vs. Tusculum (1/4/14)\*
  - Turnovers 4, 2x - last vs. Yale (11/20/16)
  - Blocks 4 vs. UNCW (3/16/17)
  - Steals 5 vs. Tennessee State (11/22/13)\*
  - Minutes 36, 2x - last vs. W&M (12/5/15)
- \*denotes at Tennessee

## SEASON HIGHS

- Points 14 vs. West Virginia (12/3/16)
- FGs 5, 3x - last at Pitt (1/4/17)
- 3FGs 3, 3x - last vs. Notre Dame (3/9/17)
- FTs 6 vs. Florida (3/18/17)
- Rebounds 6 vs. St. Francis Brooklyn (11/15/16)
- Assists 6 vs. East Carolina (12/6/16)
- Turnovers 4 vs. Yale (11/20/16)
- Blocks 4 vs. UNCW (3/16/17)
- Steals 3, 3x - last at Virginia Tech (2/12/17)
- Minutes 32 vs. West Virginia (12/3/16)

## NCAA TOURNAMENT HIGHS

- Points 9 vs. Syracuse (3/27/16)
- FGs 4 vs. Syracuse (3/27/16)
- 3FGs 2 vs. Hampton (3/17/16)
- FTs 6 vs. UNCW (3/16/17)
- Rebounds 4 vs. UNCW (3/16/17)
- Assists 3 vs. Florida (3/18/17)
- Turnovers 2 vs. Syracuse (3/27/16)
- Blocks 4 vs. UNCW (3/16/17)
- Steals 1, 3x - last vs. Florida (3/18/17)
- Minutes 35 vs. Florida (3/18/17)

## CAREER STATISTICS (AT TENNESSEE)

| Year    | G-GS  | Min-Avg. | FG-FGA | Pct. | 3FG-3FGA | Pct. | FT-FTA | Pct. | Off-Def. | Reb-Avg. | PF-DQ | Ast | TO | Blk | Stl | Pts-Avg |
|---------|-------|----------|--------|------|----------|------|--------|------|----------|----------|-------|-----|----|-----|-----|---------|
| 2013-14 | 37-10 | 620-16.8 | 32-84  | .381 | 8-41     | .195 | 23-31  | .742 | 11-62    | 73-2.0   | 56-2  | 87  | 34 | 8   | 36  | 95-2.6  |
| SEC     | 18-8  | 290-16.1 | 16-42  | .381 | 5-23     | .217 | 4-8    | .500 | 5-31     | 36-2.0   | 26-0  | 39  | 19 | 1   | 14  | 41-2.3  |

## CAREER STATISTICS (AT VIRGINIA)

| Year         | G-GS         | Min-Avg.         | FG-FGA         | Pct.        | 3FG-3FGA      | Pct.        | FT-FTA       | Pct.        | Off-Def.     | Reb-Avg.      | PF-DQ       | Ast        | TO        | Blk       | Stl       | Pts-Avg        |
|--------------|--------------|------------------|----------------|-------------|---------------|-------------|--------------|-------------|--------------|---------------|-------------|------------|-----------|-----------|-----------|----------------|
| 2015-16      | 37-10        | 648-17.5         | 58-108         | .537        | 16-41         | .390        | 26-36        | .722        | 8-36         | 44-1.2        | 53-1        | 53         | 32        | 7         | 27        | 158-4.3        |
| 2016-17      | 33-15        | 686-20.8         | 77-172         | .448        | 26-74         | .351        | 26-43        | .605        | 6-48         | 54-1.6        | 33-0        | 73         | 33        | 12        | 28        | 206-6.2        |
| <b>TOTAL</b> | <b>70-25</b> | <b>1334-19.1</b> | <b>135-280</b> | <b>.482</b> | <b>42-115</b> | <b>.365</b> | <b>52-79</b> | <b>.658</b> | <b>14-84</b> | <b>98-1.4</b> | <b>86-1</b> | <b>126</b> | <b>65</b> | <b>19</b> | <b>55</b> | <b>364-5.2</b> |

## COLLEGE TOTALS

| Year    | G-GS   | Min-Avg.  | FG-FGA  | Pct. | 3FG-3FGA | Pct. | FT-FTA | Pct. | Off-Def. | Reb-Avg. | PF-DQ | Ast | TO | Blk | Stl | Pts-Avg |
|---------|--------|-----------|---------|------|----------|------|--------|------|----------|----------|-------|-----|----|-----|-----|---------|
| 2013-17 | 107-35 | 1954-18.3 | 167-364 | .459 | 50-156   | .321 | 75-110 | .682 | 25-146   | 171-1.6  | 142-3 | 213 | 98 | 27  | 91  | 459-4.3 |


## CAREER ACC STATISTICS

| Year         | G-GS        | Min-Avg.        | FG-FGA        | Pct.        | 3FG-3FGA     | Pct.        | FT-FTA       | Pct.        | Off-Def.    | Reb-Avg.      | PF-DQ       | Ast       | TO        | Blk      | Stl       | Pts-Avg        |
|--------------|-------------|-----------------|---------------|-------------|--------------|-------------|--------------|-------------|-------------|---------------|-------------|-----------|-----------|----------|-----------|----------------|
| 2015-16      | 18-2        | 270-15.0        | 13-29         | .448        | 1-12         | .083        | 7-10         | .700        | 2-13        | 15-0.8        | 24-0        | 25        | 13        | 3        | 8         | 34-1.9         |
| 2016-17      | 17-2        | 294-17.3        | 33-81         | .407        | 9-33         | .273        | 8-13         | .615        | 2-20        | 22-1.3        | 19-0        | 35        | 14        | 3        | 17        | 83-4.9         |
| <b>TOTAL</b> | <b>35-4</b> | <b>564-16.1</b> | <b>46-110</b> | <b>.418</b> | <b>10-45</b> | <b>.222</b> | <b>15-23</b> | <b>.652</b> | <b>4-33</b> | <b>37-1.1</b> | <b>43-0</b> | <b>60</b> | <b>27</b> | <b>6</b> | <b>25</b> | <b>117-3.3</b> |

## CAREER NCAA TOURNAMENT STATISTICS

| Year         | G-GS       | Min-Avg.        | FG-FGA       | Pct.        | 3FG-3FGA   | Pct.        | FT-FTA      | Pct.        | Off-Def.    | Reb-Avg.      | PF-DQ      | Ast       | TO       | Blk      | Stl      | Pts-Avg       |
|--------------|------------|-----------------|--------------|-------------|------------|-------------|-------------|-------------|-------------|---------------|------------|-----------|----------|----------|----------|---------------|
| 2014*        | 3-0        | 52-17.3         | 2-7          | .286        | 0-1        | .000        | 2-2         | 1.000       | 2-4         | 6-2.0         | 0-0        | 6         | 2        | 0        | 3        | 6-2.0         |
| 2016         | 4-0        | 39-9.8          | 7-7          | 1.000       | 4-4        | 1.000       | 0-0         | .000        | 0-1         | 1-0.3         | 2-0        | 3         | 3        | 2        | 1        | 18-4.5        |
| 2017         | 2-2        | 69-34.5         | 5-13         | .385        | 0-3        | .000        | 6-12        | .500        | 1-5         | 6-3.0         | 3-0        | 4         | 1        | 4        | 2        | 16-8.0        |
| <b>TOTAL</b> | <b>9-2</b> | <b>160-17.8</b> | <b>14-27</b> | <b>.519</b> | <b>4-8</b> | <b>.500</b> | <b>8-14</b> | <b>.571</b> | <b>3-10</b> | <b>13-1.4</b> | <b>5-0</b> | <b>13</b> | <b>6</b> | <b>6</b> | <b>6</b> | <b>40-4.4</b> |

\*at Tennessee



# 2 JUSTICE BARTLEY

Guard • 6-5 • 209  
Sophomore  
Lilburn, Ga. • Montrose Christian (Md.)

## 2016-17 HIGHLIGHTS

- Sophomore walk-on played in 10 games
- Saw action in four ACC contests
- Scored five points and grabbed three rebounds in 12 minutes vs. Grambling State (11/22/16)
- Lettered

## 2015-16 GAME-BY-GAME

| Opponent             | GP-GS | FG  | 3FG | FT  | O-D | Reb | A | TO | Blk | Stl | PF | Min | Pts |
|----------------------|-------|-----|-----|-----|-----|-----|---|----|-----|-----|----|-----|-----|
| at UNCG              | 1-0   | 0-1 | 0-1 | 0-0 | 0-2 | 2   | 0 | 0  | 0   | 0   | 0  | 2   | 0   |
| St. Francis Brooklyn | 2-0   | 1-1 | 0-0 | 0-0 | 0-0 | 0   | 0 | 1  | 0   | 0   | 0  | 2   | 2   |
| Yale                 | 3-0   | 0-0 | 0-0 | 0-0 | 0-0 | 0   | 0 | 1  | 0   | 0   | 2  | 2   | 0   |
| Grambling State      | 4-0   | 2-5 | 1-4 | 0-0 | 0-3 | 3   | 1 | 3  | 1   | 0   | 3  | 12  | 5   |
| vs. Iowa             | DNP   |     |     |     |     |     |   |    |     |     |    |     |     |
| vs. Providence       | DNP   |     |     |     |     |     |   |    |     |     |    |     |     |
| Ohio State           | DNP   |     |     |     |     |     |   |    |     |     |    |     |     |
| West Virginia        | DNP   |     |     |     |     |     |   |    |     |     |    |     |     |
| East Carolina        | 5-0   | 0-0 | 0-0 | 0-0 | 0-0 | 0   | 0 | 0  | 0   | 0   | 0  | 1   | 0   |
| Robert Morris        | 6-0   | 1-1 | 0-0 | 0-2 | 0-0 | 0   | 0 | 0  | 0   | 0   | 0  | 3   | 2   |
| at California        | DNP   |     |     |     |     |     |   |    |     |     |    |     |     |
| at Louisville        | DNP   |     |     |     |     |     |   |    |     |     |    |     |     |
| Florida State        | DNP   |     |     |     |     |     |   |    |     |     |    |     |     |
| at Pitt              | DNP   |     |     |     |     |     |   |    |     |     |    |     |     |
| Wake Forest          | DNP   |     |     |     |     |     |   |    |     |     |    |     |     |
| at Clemson           | DNP   |     |     |     |     |     |   |    |     |     |    |     |     |
| at Boton College     | 7-0   | 0-0 | 0-0 | 0-0 | 0-0 | 0   | 0 | 0  | 0   | 0   | 0  | 1   | 0   |
| Georgia Tech         | DNP   |     |     |     |     |     |   |    |     |     |    |     |     |
| at Notre Dame        | DNP   |     |     |     |     |     |   |    |     |     |    |     |     |
| at Villanova         | DNP   |     |     |     |     |     |   |    |     |     |    |     |     |
| Virginia Tech        | 8-0   | 0-0 | 0-0 | 0-0 | 0-1 | 1   | 0 | 0  | 0   | 0   | 0  | 1   | 0   |
| at Syracuse          | DNP   |     |     |     |     |     |   |    |     |     |    |     |     |
| Louisville           | 9-0   | 0-0 | 0-0 | 0-0 | 0-0 | 0   | 0 | 0  | 0   | 0   | 0  | 1   | 0   |
| at Virginia Tech     | DNP   |     |     |     |     |     |   |    |     |     |    |     |     |
| Duke                 | DNP   |     |     |     |     |     |   |    |     |     |    |     |     |
| at North Carolina    | DNP   |     |     |     |     |     |   |    |     |     |    |     |     |
| Miami                | DNP   |     |     |     |     |     |   |    |     |     |    |     |     |
| at NC State          | DNP   |     |     |     |     |     |   |    |     |     |    |     |     |
| Pitt                 | 10-0  | 0-1 | 0-0 | 0-0 | 0-1 | 1   | 0 | 0  | 0   | 0   | 0  | 2   | 0   |
| vs. Pitt             | DNP   |     |     |     |     |     |   |    |     |     |    |     |     |
| vs. Notre Dame       | DNP   |     |     |     |     |     |   |    |     |     |    |     |     |
| vs. UNCW             | DNP   |     |     |     |     |     |   |    |     |     |    |     |     |
| vs. Florida          | DNP   |     |     |     |     |     |   |    |     |     |    |     |     |

## SEASON HIGHS

|           |                                   |
|-----------|-----------------------------------|
| Points    | 5 vs. Grambling State (11/22/16)  |
| FGs       | 2 vs. Grambling State (11/22/16)  |
| 3FGs      | 1 vs. Grambling State (11/22/16)  |
| FTs       | N/A                               |
| Rebounds  | 3 vs. Grambling State (11/22/16)  |
| Assists   | 1 vs. Grambling State (11/22/16)  |
| Turnovers | 3 vs. Grambling State (11/22/16)  |
| Blocks    | 1 vs. Grambling State (11/22/16)  |
| Steals    | N/A                               |
| Minutes   | 12 vs. Grambling State (11/22/16) |



# 10 TREVON GROSS JR.

Guard • 6-3 • 200  
Sophomore  
Jackson, N.J. • St. Benedict's Prep

## 2016-17 HIGHLIGHTS

- Sophomore walk-on played in 11 games
- Saw action in five ACC contests
- Tallied three points and four rebounds in 11 minutes vs. Grambling State (11/22/16)
- Lettered

## 2015-16 GAME-BY-GAME

| Opponent             | GP-GS | FG  | 3FG | FT  | O-D | Reb | A | TO | Blk | Stl | PF | Min | Pts |
|----------------------|-------|-----|-----|-----|-----|-----|---|----|-----|-----|----|-----|-----|
| at UNCG              | 1-0   | 0-1 | 0-1 | 0-0 | 0-0 | 0   | 0 | 0  | 0   | 0   | 1  | 2   | 0   |
| St. Francis Brooklyn | 2-0   | 0-0 | 0-0 | 0-0 | 1-0 | 1   | 1 | 0  | 0   | 0   | 0  | 2   | 0   |
| Yale                 | 3-0   | 0-1 | 0-0 | 0-0 | 0-0 | 0   | 0 | 0  | 0   | 1   | 0  | 2   | 0   |
| Grambling State      | 4-0   | 1-8 | 1-6 | 0-1 | 2-2 | 4   | 1 | 2  | 0   | 1   | 1  | 11  | 3   |
| vs. Iowa             | DNP   |     |     |     |     |     |   |    |     |     |    |     |     |
| vs. Providence       | DNP   |     |     |     |     |     |   |    |     |     |    |     |     |
| Ohio State           | DNP   |     |     |     |     |     |   |    |     |     |    |     |     |
| West Virginia        | DNP   |     |     |     |     |     |   |    |     |     |    |     |     |
| East Carolina        | 5-0   | 0-0 | 0-0 | 0-0 | 0-0 | 0   | 0 | 0  | 0   | 0   | 0  | 1   | 0   |
| Robert Morris        | 6-0   | 0-0 | 0-0 | 0-0 | 0-0 | 0   | 0 | 0  | 0   | 0   | 2  | 3   | 0   |
| at California        | DNP   |     |     |     |     |     |   |    |     |     |    |     |     |
| at Louisville        | DNP   |     |     |     |     |     |   |    |     |     |    |     |     |
| Florida State        | DNP   |     |     |     |     |     |   |    |     |     |    |     |     |
| at Pitt              | DNP   |     |     |     |     |     |   |    |     |     |    |     |     |
| Wake Forest          | DNP   |     |     |     |     |     |   |    |     |     |    |     |     |
| at Clemson           | DNP   |     |     |     |     |     |   |    |     |     |    |     |     |
| at Boton College     | 7-0   | 0-0 | 0-0 | 0-0 | 0-0 | 0   | 0 | 0  | 0   | 0   | 0  | 1   | 0   |
| Georgia Tech         | 8-0   | 0-1 | 0-1 | 0-0 | 0-0 | 0   | 0 | 0  | 0   | 0   | 0  | 1   | 0   |
| at Notre Dame        | DNP   |     |     |     |     |     |   |    |     |     |    |     |     |
| at Villanova         | DNP   |     |     |     |     |     |   |    |     |     |    |     |     |
| Virginia Tech        | 9-0   | 0-0 | 0-0 | 0-0 | 0-0 | 0   | 0 | 2  | 0   | 0   | 0  | 1   | 0   |
| at Syracuse          | DNP   |     |     |     |     |     |   |    |     |     |    |     |     |
| Louisville           | 10-0  | 0-0 | 0-0 | 0-0 | 0-0 | 0   | 0 | 0  | 0   | 0   | 0  | 1   | 0   |
| at Virginia Tech     | DNP   |     |     |     |     |     |   |    |     |     |    |     |     |
| Duke                 | DNP   |     |     |     |     |     |   |    |     |     |    |     |     |
| at North Carolina    | DNP   |     |     |     |     |     |   |    |     |     |    |     |     |
| Miami                | DNP   |     |     |     |     |     |   |    |     |     |    |     |     |
| at NC State          | DNP   |     |     |     |     |     |   |    |     |     |    |     |     |
| Pitt                 | 11-0  | 0-0 | 0-0 | 0-0 | 0-0 | 0   | 0 | 0  | 0   | 0   | 0  | 1   | 0   |
| vs. Pitt             | DNP   |     |     |     |     |     |   |    |     |     |    |     |     |
| vs. Notre Dame       | DNP   |     |     |     |     |     |   |    |     |     |    |     |     |
| vs. UNCW             | DNP   |     |     |     |     |     |   |    |     |     |    |     |     |
| vs. Florida          | DNP   |     |     |     |     |     |   |    |     |     |    |     |     |

## CAREER/SEASON HIGHS

|           |   |
|-----------|---|
| Points    | 3 vs. Grambling State (11/22/16)            |
| FGs       | 1 vs. Grambling State (11/22/16)            |
| 3FGs      | 1 vs. Grambling State (11/22/16)            |
| FTs       | N/A   |
| Rebounds  | 4 vs. Grambling State (11/22/16)            |
| Assists   | 1 vs. Grambling State (11/22/16)            |
| Turnovers | 2, 2x - last vs. Virginia Tech (2/1/17)     |
| Blocks    | N/A   |
| Steals    | 1, 2x - last vs. Grambling State (11/22/16) |
| Minutes   | 11 vs. Grambling State (11/22/16)           |

2016-17 Virginia Basketball  
Virginia Combined Team Statistics (as of Apr 17, 2017)  
All games

Overall record: 23-11 Conf: 11-7 Home: 12-4 Away: 7-5 Neutral: 4-2

| ##             | Player           | gp-gs | min  | avg  | Total    |      | 3-Point |      | F-Throw |      | Rebounds |     |      |      | pf  | dq | a   | to  | blk | stl | pts  | avg  |
|----------------|------------------|-------|------|------|----------|------|---------|------|---------|------|----------|-----|------|------|-----|----|-----|-----|-----|-----|------|------|
|                |                  |       |      |      | fg-fga   | fg%  | 3fg-fga | 3fg% | ft-fa   | ft%  | off      | def | tot  | avg  |     |    |     |     |     |     |      |      |
| 32             | London Perrantes | 34-34 | 1093 | 32.1 | 146-353  | .414 | 65-174  | .374 | 74-91   | .813 | 11       | 91  | 102  | 3.0  | 33  | 0  | 128 | 58  | 2   | 25  | 431  | 12.7 |
| 04             | Marial Shayok    | 34-14 | 702  | 20.6 | 121-272  | .445 | 19-58   | .328 | 43-54   | .796 | 12       | 70  | 82   | 2.4  | 46  | 0  | 33  | 36  | 10  | 30  | 304  | 8.9  |
| 00             | Devon Hall       | 34-34 | 931  | 27.4 | 100-245  | .408 | 32-86   | .372 | 52-67   | .776 | 22       | 127 | 149  | 4.4  | 65  | 3  | 65  | 35  | 4   | 18  | 284  | 8.4  |
| 05             | Kyle Guy         | 34-6  | 634  | 18.6 | 90-205   | .439 | 51-103  | .495 | 25-35   | .714 | 5        | 52  | 57   | 1.7  | 37  | 0  | 45  | 21  | 1   | 13  | 256  | 7.5  |
| 21             | Isaiah Wilkins   | 33-28 | 874  | 26.5 | 90-162   | .556 | 4-7     | .571 | 40-57   | .702 | 78       | 120 | 198  | 6.0  | 61  | 2  | 37  | 34  | 43  | 33  | 224  | 6.8  |
| 51             | Darius Thompson  | 33-15 | 686  | 20.8 | 77-172   | .448 | 26-74   | .351 | 26-43   | .605 | 6        | 48  | 54   | 1.6  | 33  | 0  | 73  | 33  | 12  | 28  | 206  | 6.2  |
| 11             | Ty Jerome        | 34-4  | 473  | 13.9 | 52-110   | .473 | 29-73   | .397 | 14-18   | .778 | 1        | 54  | 55   | 1.6  | 59  | 1  | 50  | 30  | 2   | 15  | 147  | 4.3  |
| 31             | Jarred Reuter    | 32-0  | 344  | 10.8 | 51-88    | .580 | 0-0     | .000 | 19-25   | .760 | 26       | 43  | 69   | 2.2  | 44  | 0  | 20  | 27  | 2   | 7   | 121  | 3.8  |
| 25             | Mamadi Diakite   | 32-1  | 449  | 14.0 | 50-92    | .543 | 3-11    | .273 | 18-33   | .545 | 28       | 54  | 82   | 2.6  | 75  | 2  | 6   | 13  | 39  | 8   | 121  | 3.8  |
| 33             | Jack Salt        | 34-34 | 627  | 18.4 | 52-93    | .559 | 0-0     | .000 | 22-45   | .489 | 53       | 85  | 138  | 4.1  | 88  | 2  | 13  | 21  | 22  | 11  | 126  | 3.7  |
| 02             | Justice Bartley  | 10-0  | 27   | 2.7  | 4-9      | .444 | 1-5     | .200 | 0-2     | .000 | 0        | 7   | 7    | 0.7  | 5   | 0  | 1   | 5   | 1   | 0   | 9    | 0.9  |
| 10             | Trevon Gross Jr. | 11-0  | 26   | 2.4  | 1-12     | .083 | 1-8     | .125 | 0-1     | .000 | 3        | 2   | 5    | 0.5  | 4   | 0  | 2   | 4   | 0   | 2   | 3    | 0.3  |
| Team           |                  |       |      |      |          |      |         |      |         |      | 51       | 64  | 115  |      |     |    | 5   |     |     |     |      |      |
| Total.....     |                  | 34    | 6900 |      | 839-1823 | .460 | 232-602 | .385 | 336-474 | .709 | 297      | 822 | 1119 | 32.9 | 556 | 10 | 473 | 324 | 138 | 190 | 2246 | 66.1 |
| Opponents..... |                  | 34    | 6900 |      | 658-1654 | .398 | 209-659 | .317 | 391-559 | .699 | 267      | 754 | 1021 | 30.0 | 500 | 6  | 333 | 430 | 91  | 168 | 1916 | 56.4 |

| TEAM STATISTICS        | VA       | OPP      | Date       | Opponent             | Score     | Att.              |
|------------------------|----------|----------|------------|----------------------|-----------|-------------------|
| SCORING                | 2246     | 1916     | 11/11/16   | at UNCG              | w 76-51   | 5513              |
| Points per game        | 66.1     | 56.4     | 11/15/16   | ST. FRANCIS BROOKLYN | w 72-32   | 14471             |
| Scoring margin         | +9.7     | -        | 11/20/16   | YALE                 | w 62-38   | 14242             |
| FIELD GOALS-ATT        | 839-1823 | 658-1654 | 11/22/16   | GRAMBLING STATE      | w 90-34   | 13235             |
| Field goal pct         | .460     | .398     | 1 11/25/16 | vs Iowa              | w 74-41   | 2196              |
| 3 POINT FG-ATT         | 232-602  | 209-659  | 1 11/26/16 | vs Providence        | w 63-52   | 2196              |
| 3-point FG pct         | .385     | .317     | 11/30/16   | OHIO STATE           | w 63-61   | 14566             |
| 3-pt FG made per game  | 6.8      | 6.1      | 12/03/16   | WEST VIRGINIA        | L 57-66   | 14623             |
| FREE THROWS-ATT        | 336-474  | 391-559  | 12/06/16   | EAST CAROLINA        | w 76-53   | 13813             |
| Free throw pct         | .709     | .699     | 12/17/16   | ROBERT MORRIS        | w 79-39   | 13452             |
| F-Throws made per game | 9.9      | 11.5     | 12/21/16   | at Cal               | w 56-52   | 11092             |
| REBOUNDS               | 1119     | 1021     | * 12/28/16 | at Louisville        | w 61-53   | 21676             |
| Rebounds per game      | 32.9     | 30.0     | * 12/31/16 | FLORIDA STATE        | L 58-60   | 14623             |
| Rebounding margin      | +2.9     | -        | * 01/04/17 | at Pitt              | Lot 76-88 | 9814              |
| ASSISTS                | 473      | 333      | * 01/08/17 | WAKE FOREST          | w 79-62   | 13717             |
| Assists per game       | 13.9     | 9.8      | * 01/14/17 | at Clemson           | w 77-73   | 9000              |
| TURNOVERS              | 324      | 430      | * 01/18/17 | at Boston College    | w 71-54   | 5038              |
| Turnovers per game     | 9.5      | 12.6     | * 01/21/17 | GEORGIA TECH         | w 62-49   | 14459             |
| Turnover margin        | +3.1     | -        | * 01/24/17 | at Notre Dame        | w 71-54   | 9149              |
| Assist/turnover ratio  | 1.5      | 0.8      | 01/29/17   | at Villanova         | L 59-61   | 20907             |
| STEALS                 | 190      | 168      | * 02/01/17 | VIRGINIA TECH        | w 71-48   | 14623             |
| Steals per game        | 5.6      | 4.9      | * 02/04/17 | at Syracuse          | L 62-66   | 27553             |
| BLOCKS                 | 138      | 91       | * 02/06/17 | LOUISVILLE           | w 71-55   | 14623             |
| Blocks per game        | 4.1      | 2.7      | * 02/12/17 | at Virginia Tech     | Lo2 78-80 | 9567              |
| ATTENDANCE             | 227922   | 239978   | * 02/15/17 | DUKE                 | L 55-65   | 14623             |
| Home games-Avg/Game    | 16-14245 | 12-13981 | * 02/18/17 | at North Carolina    | L 41-65   | 21750             |
| Neutral site-Avg/Game  | -        | 6-12034  | * 02/20/17 | MIAMI                | Lot 48-54 | 14623             |
| Score by Periods       | 1st      | 2nd      | OT         | OT2                  | Totals    |                   |
| Virginia               | 1074     | 1146     | 16         | 10                   | 2246      |                   |
| Opponents              | 813      | 1057     | 34         | 12                   | 1916      |                   |
|                        |          |          |            |                      |           | * 02/25/17        |
|                        |          |          |            |                      |           | at NC State       |
|                        |          |          |            |                      |           | w 70-55           |
|                        |          |          |            |                      |           | 16718             |
|                        |          |          |            |                      |           | * 02/27/17        |
|                        |          |          |            |                      |           | NORTH CAROLINA    |
|                        |          |          |            |                      |           | w 53-43           |
|                        |          |          |            |                      |           | 14001             |
|                        |          |          |            |                      |           | * 03/04/17        |
|                        |          |          |            |                      |           | PITT              |
|                        |          |          |            |                      |           | w 67-42           |
|                        |          |          |            |                      |           | 14228             |
|                        |          |          |            |                      |           | 2 03/08/17        |
|                        |          |          |            |                      |           | vs Pitt           |
|                        |          |          |            |                      |           | w 75-63           |
|                        |          |          |            |                      |           | 17732             |
|                        |          |          |            |                      |           | 2 03/09/17        |
|                        |          |          |            |                      |           | vs Notre Dame     |
|                        |          |          |            |                      |           | L 58-71           |
|                        |          |          |            |                      |           | 17732             |
|                        |          |          |            |                      |           | 3 3/16/17         |
|                        |          |          |            |                      |           | vs UNC Wilmington |
|                        |          |          |            |                      |           | w 76-71           |
|                        |          |          |            |                      |           | 15037             |
|                        |          |          |            |                      |           | 3 3/18/17         |
|                        |          |          |            |                      |           | vs Florida        |
|                        |          |          |            |                      |           | L 39-65           |
|                        |          |          |            |                      |           | 17308             |

\* = Conference game  
1 = Emerald Coast Classic, Niceville, Fla.  
2 = ACC Tournament, Brooklyn, N.Y.  
3 = NCAA Tournament, Orlando, Fla.

2016-17 Virginia Basketball  
Virginia Combined Team Statistics (as of Mar 04, 2017)  
Conference games

| RECORD:        | OVERALL | HOME | AWAY | NEUTRAL |
|----------------|---------|------|------|---------|
| ALL GAMES      | 11-7    | 6-3  | 5-4  | 0-0     |
| CONFERENCE     | 11-7    | 6-3  | 5-4  | 0-0     |
| NON-CONFERENCE | 0-0     | 0-0  | 0-0  | 0-0     |

| ##             | Player           | gp-gs | min  | avg  | Total   |      | 3-Point |       | F-Throw |      | Rebounds |     |     |      | pf  | dq | a   | to  | blk | stl | pts  | avg  |
|----------------|------------------|-------|------|------|---------|------|---------|-------|---------|------|----------|-----|-----|------|-----|----|-----|-----|-----|-----|------|------|
|                |                  |       |      |      | fg-fga  | fg%  | 3fg-fga | 3fg%  | ft-fa   | ft%  | off      | def | tot | avg  |     |    |     |     |     |     |      |      |
| 32             | London Perrantes | 18-18 | 615  | 34.2 | 87-208  | .418 | 43-103  | .417  | 52-61   | .852 | 6        | 50  | 56  | 3.1  | 16  | 0  | 64  | 32  | 1   | 14  | 269  | 14.9 |
| 00             | Devon Hall       | 18-18 | 545  | 30.3 | 68-159  | .428 | 20-52   | .385  | 33-45   | .733 | 11       | 77  | 88  | 4.9  | 32  | 1  | 37  | 19  | 4   | 9   | 189  | 10.5 |
| 04             | Marial Shayok    | 18-13 | 400  | 22.2 | 64-140  | .457 | 10-28   | .357  | 19-26   | .731 | 8        | 39  | 47  | 2.6  | 26  | 0  | 19  | 23  | 5   | 13  | 157  | 8.7  |
| 21             | Isaiah Wilkins   | 18-15 | 529  | 29.4 | 53-102  | .520 | 2-2     | 1.000 | 26-37   | .703 | 50       | 73  | 123 | 6.8  | 44  | 2  | 14  | 21  | 26  | 14  | 134  | 7.4  |
| 05             | Kyle Guy         | 18-3  | 336  | 18.7 | 46-112  | .411 | 28-62   | .452  | 8-14    | .571 | 1        | 24  | 25  | 1.4  | 15  | 0  | 21  | 12  | 0   | 6   | 128  | 7.1  |
| 51             | Darius Thompson  | 17-2  | 294  | 17.3 | 33-81   | .407 | 9-33    | .273  | 8-13    | .615 | 2        | 20  | 22  | 1.3  | 19  | 0  | 35  | 14  | 3   | 17  | 83   | 4.9  |
| 11             | Ty Jerome        | 18-3  | 255  | 14.2 | 29-59   | .492 | 15-36   | .417  | 7-9     | .778 | 0        | 25  | 25  | 1.4  | 31  | 1  | 22  | 17  | 0   | 12  | 80   | 4.4  |
| 25             | Mamadi Diakite   | 18-0  | 242  | 13.4 | 19-34   | .559 | 0-4     | .000  | 12-21   | .571 | 12       | 27  | 39  | 2.2  | 42  | 1  | 5   | 8   | 18  | 5   | 50   | 2.8  |
| 33             | Jack Salt        | 18-18 | 325  | 18.1 | 17-42   | .405 | 0-0     | .000  | 11-23   | .478 | 31       | 48  | 79  | 4.4  | 47  | 2  | 7   | 13  | 13  | 5   | 45   | 2.5  |
| 31             | Jarred Reuter    | 18-0  | 149  | 8.3  | 16-32   | .500 | 0-0     | .000  | 4-5     | .800 | 7        | 14  | 21  | 1.2  | 24  | 0  | 8   | 15  | 2   | 2   | 36   | 2.0  |
| 02             | Justice Bartley  | 4-0   | 5    | 1.3  | 0-1     | .000 | 0-0     | .000  | 0-0     | .000 | 0        | 2   | 2   | 0.5  | 0   | 0  | 0   | 0   | 0   | 0   | 0    | 0.0  |
| 10             | Trevon Gross Jr. | 5-0   | 5    | 1.0  | 0-1     | .000 | 0-1     | .000  | 0-0     | .000 | 0        | 0   | 0   | 0.0  | 0   | 0  | 0   | 2   | 0   | 0   | 0    | 0.0  |
| Team           |                  |       |      |      |         |      |         |       |         |      | 26       | 30  | 56  |      |     |    | 3   |     |     |     |      |      |
| Total.....     |                  | 18    | 3700 |      | 432-971 | .445 | 127-321 | .396  | 180-254 | .709 | 154      | 429 | 583 | 32.4 | 296 | 7  | 232 | 179 | 72  | 97  | 1171 | 65.1 |
| Opponents..... |                  | 18    | 3700 |      | 373-889 | .420 | 106-339 | .313  | 214-307 | .697 | 138      | 420 | 558 | 31.0 | 263 | 3  | 184 | 227 | 61  | 90  | 1066 | 59.2 |

| TEAM STATISTICS        | VA      | OPP     | Date       | Opponent          | Score     | Att.  |
|------------------------|---------|---------|------------|-------------------|-----------|-------|
| SCORING                | 1171    | 1066    | * 12/28/16 | at Louisville     | W 61-53   | 21676 |
| Points per game        | 65.1    | 59.2    | * 12/31/16 | FLORIDA STATE     | L 58-60   | 14623 |
| Scoring margin         | +5.8    | -       | * 01/04/17 | at Pitt           | Lot 76-88 | 9814  |
| FIELD GOALS-ATT        | 432-971 | 373-889 | * 01/08/17 | WAKE FOREST       | W 79-62   | 13717 |
| Field goal pct         | .445    | .420    | * 01/14/17 | at Clemson        | W 77-73   | 9000  |
| 3 POINT FG-ATT         | 127-321 | 106-339 | * 01/18/17 | at Boston College | W 71-54   | 5038  |
| 3-point FG pct         | .396    | .313    | * 01/21/17 | GEORGIA TECH      | W 62-49   | 14459 |
| 3-pt FG made per game  | 7.1     | 5.9     | * 01/24/17 | at Notre Dame     | W 71-54   | 9149  |
| FREE THROWS-ATT        | 180-254 | 214-307 | * 02/01/17 | VIRGINIA TECH     | W 71-48   | 14623 |
| Free throw pct         | .709    | .697    | * 02/04/17 | at Syracuse       | L 62-66   | 27553 |
| F-Throws made per game | 10.0    | 11.9    | * 02/06/17 | LOUISVILLE        | W 71-55   | 14623 |
| REBOUNDS               | 583     | 558     | * 02/12/17 | at Virginia Tech  | Lo2 78-80 | 9567  |
| Rebounds per game      | 32.4    | 31.0    | * 02/15/17 | DUKE              | L 55-65   | 14623 |
| Rebounding margin      | +1.4    | -       | * 02/18/17 | at North Carolina | L 41-65   | 21750 |
| ASSISTS                | 232     | 184     | * 02/20/17 | MIAMI             | Lot 48-54 | 14623 |
| Assists per game       | 12.9    | 10.2    | * 02/25/17 | at NC State       | W 70-55   | 16718 |
| TURNOVERS              | 179     | 227     | * 02/27/17 | NORTH CAROLINA    | W 53-43   | 14001 |
| Turnovers per game     | 9.9     | 12.6    | * 03/04/17 | PITT              | W 67-42   | 14228 |
| Turnover margin        | +2.7    | -       |            |                   |           |       |
| Assist/turnover ratio  | 1.3     | 0.8     |            |                   |           |       |
| STEALS                 | 97      | 90      |            |                   |           |       |
| Steals per game        | 5.4     | 5.0     |            |                   |           |       |
| BLOCKS                 | 72      | 61      |            |                   |           |       |
| Blocks per game        | 4.0     | 3.4     |            |                   |           |       |
| ATTENDANCE             | 129520  | 130265  |            |                   |           |       |
| Home games-Avg/Game    | 9-14391 | 9-14474 |            |                   |           |       |
| Neutral site-Avg/Game  | -       | 0-0     |            |                   |           |       |

\* = Conference game  
1 = Emerald Coast Classic, Niceville, Fla.

| Score by Periods | 1st | 2nd | OT | OT2 | Totals |
|------------------|-----|-----|----|-----|--------|
| Virginia         | 564 | 581 | 16 | 10  | 1171   |
| Opponents        | 457 | 563 | 34 | 12  | 1066   |

2016-17 Virginia Basketball  
Virginia Combined Team Statistics (as of Apr 17, 2017)  
Postseason Stats

| RECORD:        | OVERALL | HOME | AWAY | NEUTRAL |
|----------------|---------|------|------|---------|
| ALL GAMES      | 2-2     | 0-0  | 0-0  | 2-2     |
| CONFERENCE     | 0-0     | 0-0  | 0-0  | 0-0     |
| NON-CONFERENCE | 2-2     | 0-0  | 0-0  | 2-2     |

| ##             | Player           | gp-gs | min | avg  | Total  |      | 3-Point |      | F-Throw |       | Rebounds |     |     |      | pf | dq | a  | to | blk | stl | pts | avg  |
|----------------|------------------|-------|-----|------|--------|------|---------|------|---------|-------|----------|-----|-----|------|----|----|----|----|-----|-----|-----|------|
|                |                  |       |     |      | fg-fga | fg%  | 3fg-fga | 3fg% | ft-fta  | ft%   | off      | def | tot | avg  |    |    |    |    |     |     |     |      |
| 32             | London Perrantes | 4-4   | 127 | 31.8 | 16-44  | .364 | 4-16    | .250 | 12-15   | .800  | 1        | 7   | 8   | 2.0  | 6  | 0  | 11 | 9  | 0   | 3   | 48  | 12.0 |
| 04             | Marial Shayok    | 4-0   | 73  | 18.3 | 15-32  | .469 | 4-9     | .444 | 8-8     | 1.000 | 0        | 7   | 7   | 1.8  | 6  | 0  | 2  | 2  | 1   | 3   | 42  | 10.5 |
| 51             | Darius Thompson  | 4-2   | 113 | 28.3 | 11-24  | .458 | 5-11    | .455 | 7-14    | .500  | 1        | 5   | 6   | 1.5  | 5  | 0  | 5  | 2  | 4   | 2   | 34  | 8.5  |
| 11             | Ty Jerome        | 4-1   | 89  | 22.3 | 8-23   | .348 | 6-17    | .353 | 4-4     | 1.000 | 0        | 16  | 16  | 4.0  | 11 | 0  | 11 | 4  | 0   | 0   | 26  | 6.5  |
| 05             | Kyle Guy         | 4-3   | 99  | 24.8 | 9-28   | .321 | 5-11    | .455 | 2-2     | 1.000 | 1        | 8   | 9   | 2.3  | 6  | 0  | 6  | 5  | 0   | 0   | 25  | 6.3  |
| 00             | Devon Hall       | 4-4   | 109 | 27.3 | 8-21   | .381 | 2-8     | .250 | 5-7     | .714  | 7        | 14  | 21  | 5.3  | 14 | 1  | 8  | 7  | 0   | 2   | 23  | 5.8  |
| 31             | Jarred Reuter    | 3-0   | 25  | 8.3  | 6-12   | .500 | 0-0     | .000 | 2-4     | .500  | 2        | 1   | 3   | 1.0  | 5  | 0  | 1  | 2  | 0   | 1   | 14  | 4.7  |
| 33             | Jack Salt        | 4-4   | 67  | 16.8 | 6-8    | .750 | 0-0     | .000 | 3-6     | .500  | 6        | 12  | 18  | 4.5  | 12 | 0  | 0  | 1  | 2   | 2   | 15  | 3.8  |
| 21             | Isaiah Wilkins   | 3-1   | 42  | 14.0 | 4-5    | .800 | 0-0     | .000 | 2-2     | 1.000 | 4        | 8   | 12  | 4.0  | 2  | 0  | 1  | 0  | 1   | 1   | 10  | 3.3  |
| 25             | Mamadi Diakite   | 4-1   | 56  | 14.0 | 5-15   | .333 | 0-1     | .000 | 1-1     | 1.000 | 5        | 5   | 10  | 2.5  | 9  | 0  | 0  | 3  | 2   | 0   | 11  | 2.8  |
| Team           |                  |       |     |      |        |      |         |      |         |       | 8        | 9   | 17  |      |    |    |    |    |     | 2   |     |      |
| Total.....     |                  | 4     | 800 |      | 88-212 | .415 | 26-73   | .356 | 46-63   | .730  | 35       | 92  | 127 | 31.8 | 76 | 1  | 45 | 37 | 10  | 14  | 248 | 62.0 |
| Opponents..... |                  | 4     | 800 |      | 90-202 | .446 | 33-93   | .355 | 57-83   | .687  | 35       | 99  | 134 | 33.5 | 55 | 1  | 42 | 37 | 9   | 18  | 270 | 67.5 |

| TEAM STATISTICS        | VA     | OPP     | Date                                       | Opponent | Score             | Att.    |       |
|------------------------|--------|---------|--|----------|-------------------|---------|-------|
| SCORING                | 248    | 270     | 2  | 03/08/17 | vs Pitt           | w 75-63 | 17732 |
| Points per game        | 62.0   | 67.5    | 2  | 03/09/17 | vs Notre Dame     | L 58-71 | 17732 |
| Scoring margin         | -5.5   | -       | 3  | 3/16/17  | vs UNC Wilmington | w 76-71 | 15037 |
| FIELD GOALS-ATT        | 88-212 | 90-202  | 3  | 3/18/17  | vs Florida        | L 39-65 | 17308 |
| Field goal pct         | .415   | .446    | * = Conference game                        |          |                   |         |       |
| 3 POINT FG-ATT         | 26-73  | 33-93   | 1 = Emerald Coast Classic, Niceville, Fla. |          |                   |         |       |
| 3-point FG pct         | .356   | .355    | 2 = ACC Tournament, Brooklyn, N.Y.         |          |                   |         |       |
| 3-pt FG made per game  | 6.5    | 8.3     | 3 = NCAA Tournament, Orlando, Fla.         |          |                   |         |       |
| FREE THROWS-ATT        | 46-63  | 57-83   |  |          |                   |         |       |
| Free throw pct         | .730   | .687    |  |          |                   |         |       |
| F-Throws made per game | 11.5   | 14.3    |  |          |                   |         |       |
| REBOUNDS               | 127    | 134     |  |          |                   |         |       |
| Rebounds per game      | 31.8   | 33.5    |  |          |                   |         |       |
| Rebounding margin      | -1.7   | -       |  |          |                   |         |       |
| ASSISTS                | 45     | 42      |  |          |                   |         |       |
| Assists per game       | 11.3   | 10.5    |  |          |                   |         |       |
| TURNOVERS              | 37     | 37      |  |          |                   |         |       |
| Turnovers per game     | 9.3    | 9.3     |  |          |                   |         |       |
| Turnover margin        | +0.0   | -       |  |          |                   |         |       |
| Assist/turnover ratio  | 1.2    | 1.1     |  |          |                   |         |       |
| STEALS                 | 14     | 18      |  |          |                   |         |       |
| Steals per game        | 3.5    | 4.5     |  |          |                   |         |       |
| BLOCKS                 | 10     | 9       |  |          |                   |         |       |
| Blocks per game        | 2.5    | 2.3     |  |          |                   |         |       |
| ATTENDANCE             | 0      | 67809   |  |          |                   |         |       |
| Home games-Avg/Game    | 0-0    | 0-0     |  |          |                   |         |       |
| Neutral site-Avg/Game  | -      | 4-16952 |  |          |                   |         |       |

| Score by Periods | 1st | 2nd | Totals |
|------------------|-----|-----|--------|
| Virginia         | 107 | 141 | 248    |
| Opponents        | 115 | 155 | 270    |

2016-17 Virginia Basketball  
Virginia Combined Team Statistics (as of Apr 17, 2017)  
NCAA Tournament

| RECORD:        | OVERALL | HOME | AWAY | NEUTRAL |
|----------------|---------|------|------|---------|
| ALL GAMES      | 1-1     | 0-0  | 0-0  | 1-1     |
| CONFERENCE     | 0-0     | 0-0  | 0-0  | 0-0     |
| NON-CONFERENCE | 1-1     | 0-0  | 0-0  | 1-1     |

| ##             | Player           | gp-gs | min | avg  | Total  |      | 3-Point |      | F-Throw |       | Rebounds |     |     |      | pf | dq | a  | to | blk | stl | pts | avg  |
|----------------|------------------|-------|-----|------|--------|------|---------|------|---------|-------|----------|-----|-----|------|----|----|----|----|-----|-----|-----|------|
|                |                  |       |     |      | fg-fga | fg%  | 3fg-fga | 3fg% | ft-fta  | ft%   | off      | def | tot | avg  |    |    |    |    |     |     |     |      |
| 32             | London Parrantes | 2-2   | 65  | 32.5 | 11-26  | .423 | 2-8     | .250 | 6-7     | .857  | 1        | 2   | 3   | 1.5  | 2  | 0  | 6  | 5  | 0   | 1   | 30  | 15.0 |
| 04             | Marial Shayok    | 2-0   | 51  | 25.5 | 10-23  | .435 | 4-8     | .500 | 6-6     | 1.000 | 0        | 5   | 5   | 2.5  | 4  | 0  | 1  | 2  | 1   | 3   | 30  | 15.0 |
| 51             | Darius Thompson  | 2-2   | 69  | 34.5 | 5-13   | .385 | 0-3     | .000 | 6-12    | .500  | 1        | 5   | 6   | 3.0  | 3  | 0  | 4  | 1  | 4   | 2   | 16  | 8.0  |
| 33             | Jack Salt        | 2-2   | 42  | 21.0 | 5-6    | .833 | 0-0     | .000 | 1-2     | .500  | 3        | 9   | 12  | 6.0  | 5  | 0  | 0  | 1  | 2   | 1   | 11  | 5.5  |
| 25             | Mamadi Diakite   | 2-1   | 34  | 17.0 | 4-9    | .444 | 0-1     | .000 | 1-1     | 1.000 | 4        | 4   | 8   | 4.0  | 4  | 0  | 0  | 3  | 1   | 0   | 9   | 4.5  |
| 31             | Jarred Reuter    | 1-0   | 5   | 5.0  | 1-2    | .500 | 0-0     | .000 | 1-2     | .500  | 0        | 0   | 0   | 0.0  | 0  | 0  | 0  | 0  | 0   | 1   | 3   | 3.0  |
| 00             | Devon Hall       | 2-2   | 48  | 24.0 | 2-10   | .200 | 0-3     | .000 | 2-2     | 1.000 | 3        | 5   | 8   | 4.0  | 9  | 1  | 4  | 4  | 0   | 1   | 6   | 3.0  |
| 05             | Kyle Guy         | 2-1   | 42  | 21.0 | 2-8    | .250 | 1-4     | .250 | 0-0     | .000  | 0        | 4   | 4   | 2.0  | 3  | 0  | 1  | 1  | 0   | 0   | 5   | 2.5  |
| 11             | Ty Jerome        | 2-0   | 39  | 19.5 | 2-9    | .222 | 1-5     | .200 | 0-0     | .000  | 0        | 7   | 7   | 3.5  | 5  | 0  | 1  | 2  | 0   | 0   | 5   | 2.5  |
| 21             | Isaiah Wilkins   | 1-0   | 5   | 5.0  | 0-0    | .000 | 0-0     | .000 | 0-0     | .000  | 0        | 1   | 1   | 1.0  | 1  | 0  | 0  | 0  | 0   | 0   | 0   | 0.0  |
| Team           |                  |       |     |      |        |      |         |      |         |       | 3        | 8   | 11  |      |    |    |    |    |     |     |     |      |
| Total.....     |                  | 2     | 400 |      | 42-106 | .396 | 8-32    | .250 | 23-32   | .719  | 15       | 50  | 65  | 32.5 | 36 | 1  | 17 | 19 | 8   | 9   | 115 | 57.5 |
| Opponents..... |                  | 2     | 400 |      | 48-111 | .432 | 18-47   | .383 | 22-35   | .629  | 21       | 55  | 76  | 38.0 | 30 | 1  | 25 | 19 | 3   | 10  | 136 | 68.0 |

| TEAM STATISTICS        | VA     | OPP     | Date | Opponent | Score             | Att.          |
|------------------------|--------|---------|------|----------|-------------------|---------------|
| SCORING                | 115    | 136     | 3    | 3/16/17  | vs UNC Wilmington | w 76-71 15037 |
| Points per game        | 57.5   | 68.0    | 3    | 3/18/17  | vs Florida        | L 39-65 17308 |
| Scoring margin         | -10.5  | -       |      |          |                   |               |
| FIELD GOALS-ATT        | 42-106 | 48-111  |      |          |                   |               |
| Field goal pct         | .396   | .432    |      |          |                   |               |
| 3 POINT FG-ATT         | 8-32   | 18-47   |      |          |                   |               |
| 3-point FG pct         | .250   | .383    |      |          |                   |               |
| 3-pt FG made per game  | 4.0    | 9.0     |      |          |                   |               |
| FREE THROWS-ATT        | 23-32  | 22-35   |      |          |                   |               |
| Free throw pct         | .719   | .629    |      |          |                   |               |
| F-Throws made per game | 11.5   | 11.0    |      |          |                   |               |
| REBOUNDS               | 65     | 76      |      |          |                   |               |
| Rebounds per game      | 32.5   | 38.0    |      |          |                   |               |
| Rebounding margin      | -5.5   | -       |      |          |                   |               |
| ASSISTS                | 17     | 25      |      |          |                   |               |
| Assists per game       | 8.5    | 12.5    |      |          |                   |               |
| TURNOVERS              | 19     | 19      |      |          |                   |               |
| Turnovers per game     | 9.5    | 9.5     |      |          |                   |               |
| Turnover margin        | +0.0   | -       |      |          |                   |               |
| Assist/turnover ratio  | 0.9    | 1.3     |      |          |                   |               |
| STEALS                 | 9      | 10      |      |          |                   |               |
| Steals per game        | 4.5    | 5.0     |      |          |                   |               |
| BLOCKS                 | 8      | 3       |      |          |                   |               |
| Blocks per game        | 4.0    | 1.5     |      |          |                   |               |
| ATTENDANCE             | 0      | 32345   |      |          |                   |               |
| Home games-Avg/Game    | 0-0    | 0-0     |      |          |                   |               |
| Neutral site-Avg/Game  | -      | 2-16172 |      |          |                   |               |

\* = Conference game  
1 = Emerald Coast Classic, Niceville, Fla.  
2 = ACC Tournament, Brooklyn, N.Y.  
3 = NCAA Tournament, Orlando, Fla.

| Score by Periods | 1st | 2nd | Totals |
|------------------|-----|-----|--------|
| Virginia         | 47  | 68  | 115    |
| Opponents        | 60  | 76  | 136    |



2016-17 Virginia Basketball  
Virginia Season Schedule/Results & Leaders (as of Apr 17, 2017)  
All games

| RECORD:        | OVERALL | HOME | AWAY | NEUTRAL |
|----------------|---------|------|------|---------|
| ALL GAMES      | 23-11   | 12-4 | 7-5  | 4-2     |
| CONFERENCE     | 11-7    | 6-3  | 5-4  | 0-0     |
| NON-CONFERENCE | 12-4    | 6-1  | 2-1  | 4-2     |

| Date     | Opponent             | Score     | Att.  | High Points                                 | High Rebounds                         |
|----------|----------------------|-----------|-------|---|---------------------------------------|
| 11/11/16 | at UNCG              | w 76-51   | 5513  | (15)Marial Shayok                           | (9)Isaiah Wilkins                     |
| 11/15/16 | ST. FRANCIS BROOKLYN | w 72-32   | 14471 | (11)Austin Nichols                          | (6)Darius Thompson                    |
| 11/20/16 | YALE                 | w 62-38   | 14242 | (15)Marial Shayok                           | (9)Isaiah Wilkins                     |
| 11/22/16 | GRAMBLING STATE      | w 90-34   | 13235 | (20)Kyle Guy                                | (8)Jarred Reuter                      |
| 11/25/16 | 1vs Iowa             | w 74-41   | 2196  | (14)Jarred Reuter                           | (9)Jarred Reuter                      |
| 11/26/16 | 1vs Providence       | w 63-52   | 2196  | (11)Darius Thompson<br>(11)London Perrantes | (8)London Perrantes                   |
| 11/30/16 | OHIO STATE           | w 63-61   | 14566 | (19)London Perrantes                        | (6)Jack Salt                          |
| 12/03/16 | WEST VIRGINIA        | 57-66 L   | 14623 | (14)Darius Thompson                         | (8)Isaiah Wilkins                     |
| 12/06/16 | EAST CAROLINA        | w 76-53   | 13813 | (13)Kyle Guy                                | (5)Isaiah Wilkins<br>(5)Jarred Reuter |
| 12/17/16 | ROBERT MORRIS        | w 79-39   | 13452 | (13)Devon Hall<br>(13)Kyle Guy              | (6)Isaiah Wilkins                     |
| 12/21/16 | at Cal               | w 56-52   | 11092 | (17)Guy, Kyle                               | (6)Hall, Devon                        |
| 12/28/16 | *at Louisville       | w 61-53   | 21676 | (10)Devon Hall                              | (7)Jack Salt                          |
| 12/31/16 | *FLORIDA STATE       | 58-60 L   | 14623 | (14)Kyle Guy                                | (7)Jack Salt                          |
| 01/04/17 | *at Pitt             | 76-88 Lot | 9814  | (16)London Perrantes                        | (9)Devon Hall                         |
| 01/08/17 | *WAKE FOREST         | w 79-62   | 13717 | (24)London Perrantes                        | (8)Devon Hall                         |
| 01/14/17 | *at Clemson          | w 77-73   | 9000  | (25)London Perrantes                        | (13)Isaiah Wilkins                    |
| 01/18/17 | *at Boston College   | w 71-54   | 5038  | (13)Devon Hall                              | (9)Isaiah Wilkins                     |
| 01/21/17 | *GEORGIA TECH        | w 62-49   | 14459 | (19)Marial Shayok                           | (6)Jack Salt<br>(6)London Perrantes   |
| 01/24/17 | *at Notre Dame       | w 71-54   | 9149  | (22)London Perrantes                        | (9)Devon Hall<br>(9)Isaiah Wilkins    |
| 01/29/17 | at Villanova         | 59-61 L   | 20907 | (15)Ty Jerome                               | (8)Isaiah Wilkins                     |
| 02/01/17 | *VIRGINIA TECH       | w 71-48   | 14623 | (17)Devon Hall                              | (9)Isaiah Wilkins<br>(9)Devon Hall    |
| 02/04/17 | *at Syracuse         | 62-66 L   | 27553 | (14)Kyle Guy                                | (6)Devon Hall                         |
| 02/06/17 | *LOUISVILLE          | w 71-55   | 14623 | (18)London Perrantes                        | (11)Isaiah Wilkins                    |
| 02/12/17 | *at Virginia Tech    | 78-80 Lo2 | 9567  | (22)London Perrantes                        | (9)Isaiah Wilkins                     |
| 02/15/17 | *DUKE                | 55-65 L   | 14623 | (14)London Perrantes                        | (9)Isaiah Wilkins                     |
| 02/18/17 | *at North Carolina   | 41-65 L   | 21750 | (13)Marial Shayok                           | (6)Devon Hall                         |
| 02/20/17 | *MIAMI               | 48-54 Lot | 14623 | (15)Devon Hall                              | (10)Isaiah Wilkins                    |
| 02/25/17 | *at NC State         | w 70-55   | 16718 | (19)Kyle Guy                                | (9)Devon Hall                         |
| 02/27/17 | *NORTH CAROLINA      | w 53-43   | 14001 | (17)Kyle Guy                                | (9)Isaiah Wilkins                     |
| 03/04/17 | *PITT                | w 67-42   | 14228 | (22)London Perrantes                        | (9)Jack Salt                          |
| 03/08/17 | 2vs Pitt             | w 75-63   | 17732 | (20)Kyle Guy                                | (8)Isaiah Wilkins                     |
| 03/09/17 | 2vs Notre Dame       | 58-71 L   | 17732 | (12)Devon Hall<br>(12)Darius Thompson       | (9)Devon Hall                         |
| 3/16/17  | 3vs UNC Wilmington   | w 76-71   | 15037 | (24)London Perrantes                        | (7)Devon Hall                         |
| 3/18/17  | 3vs Florida          | 39-65 L   | 17308 | (9)Mamadi Diakite                           | (10)Jack Salt                         |

\* = Conference game

1 = Emerald Coast Classic, Niceville, Fla.

2 = ACC Tournament, Brooklyn, N.Y.

3 = NCAA Tournament, Orlando, Fla.

| Attendance Summary | Games | Attend | Avg/Game |
|--------------------|-------|--------|----------|
| Home               | 16    | 227922 | 14245    |
| Away               | 12    | 167777 | 13981    |
| Neutral            | 6     | 72201  | 12034    |
| Total              | 34    | 467900 | 13762    |

2016-17 Virginia Basketball  
Virginia Team Game-by-Game Comparison (as of Mar 19, 2017)  
All games

| Opponent             | 1st   | 2nd   | Score | Mar  | Total FG    | FG Pct    | 3-Pointers  | 3FG Pct   | Free Throws | FT Pct    | Rebounds   | Assist | T/Over | Block | Steal | Fouls |
|----------------------|-------|-------|-------|------|-------------|-----------|-------------|-----------|-------------|-----------|------------|--------|--------|-------|-------|-------|
| UNCG                 | 42/17 | 34/34 | 76-51 | +25  | 26-50/17-46 | .520/.370 | 8-16/7-21   | .500/.333 | 16-18/10-13 | .889/.769 | 35/21 +14  | 13/7   | 11/13  | 1/1   | 8/6   | 17/15 |
| ST. FRANCIS BROOKLYN | 35/13 | 37/19 | 72-32 | +40  | 31-52/11-48 | .596/.229 | 0-10/5-26   | .000/.192 | 10-16/5-7   | .625/.714 | 43/20 +23  | 18/4   | 10/13  | 5/1   | 4/4   | 15/17 |
| YALE                 | 28/21 | 34/17 | 62-38 | +24  | 24-60/16-48 | .400/.333 | 6-20/4-15   | .300/.267 | 8-9/2-4     | .889/.500 | 41/28 +13  | 17/7   | 7/14   | 7/2   | 6/5   | 10/13 |
| GRAMBLING STATE      | 49/9  | 41/25 | 90-34 | +56  | 33-60/12-52 | .550/.231 | 14-34/4-17  | .412/.235 | 10-14/6-12  | .714/.500 | 44/30 +14  | 23/3   | 11/21  | 6/1   | 11/7  | 15/15 |
| Iowa                 | 39/19 | 35/22 | 74-41 | +33  | 29-60/15-48 | .483/.313 | 8-17/6-23   | .471/.261 | 8-13/5-10   | .615/.500 | 36/34 +2   | 18/8   | 5/18   | 5/2   | 9/3   | 13/17 |
| Providence           | 34/20 | 29/32 | 63-52 | +11  | 25-42/15-40 | .595/.375 | 5-10/8-16   | .500/.500 | 8-16/14-17  | .500/.824 | 25/24 +1   | 15/12  | 7/10   | 6/2   | 8/3   | 18/19 |
| OHIO STATE           | 24/36 | 39/25 | 63-61 | +2   | 21-56/22-44 | .375/.500 | 7-16/6-17   | .438/.353 | 14-20/11-13 | .700/.846 | 31/31 -    | 9/14   | 10/20  | 6/3   | 9/4   | 11/20 |
| WEST VIRGINIA        | 25/24 | 32/42 | 57-66 | (9)  | 22-48/23-51 | .458/.451 | 6-19/4-15   | .316/.267 | 7-13/16-19  | .538/.842 | 28/28 -    | 13/13  | 14/8   | 3/1   | 4/10  | 17/16 |
| EAST CAROLINA        | 42/20 | 34/33 | 76-53 | +23  | 30-53/18-49 | .566/.367 | 9-21/10-23  | .429/.435 | 7-10/7-11   | .700/.636 | 30/28 +2   | 22/12  | 6/13   | 5/2   | 6/3   | 14/12 |
| ROBERT MORRIS        | 32/18 | 47/21 | 79-39 | +40  | 31-52/11-46 | .596/.239 | 6-14/4-15   | .429/.267 | 11-14/13-23 | .786/.565 | 39/21 +18  | 21/7   | 11/13  | 7/1   | 7/7   | 19/16 |
| Cal                  | 22/22 | 34/30 | 56-52 | +4   | 22-57/18-51 | .386/.353 | 4-13/5-23   | .308/.217 | 8-11/11-16  | .727/.688 | 33/39 (6)  | 14/11  | 7/13   | 3/3   | 1/3   | 17/14 |
| Louisville           | 36/21 | 25/32 | 61-53 | +8   | 24-49/19-44 | .490/.432 | 2-8/2-14    | .250/.143 | 11-14/13-22 | .786/.591 | 31/26 +5   | 12/7   | 14/14  | 0/2   | 7/5   | 19/15 |
| FLORIDA STATE        | 30/23 | 28/37 | 58-60 | (2)  | 23-51/20-49 | .451/.408 | 9-16/8-15   | .563/.533 | 3-5/12-24   | .600/.500 | 34/35 (1)  | 8/8    | 13/12  | 6/3   | 3/6   | 18/15 |
| Pitt                 | 32/35 | 38/35 | 76-88 | (12) | 33-67/29-54 | .493/.537 | 8-20/13-21  | .400/.619 | 2-5/17-28   | .400/.607 | 24/42 (18) | 15/16  | 6/14   | 3/3   | 2/0   | 21/16 |
| WAKE FOREST          | 28/29 | 51/33 | 79-62 | +17  | 26-53/23-57 | .491/.404 | 9-19/6-21   | .474/.286 | 18-24/10-16 | .750/.625 | 37/32 +5   | 12/12  | 9/12   | 8/3   | 4/5   | 18/22 |
| Clemson              | 36/36 | 41/37 | 77-73 | +4   | 29-50/28-56 | .580/.500 | 10-18/7-19  | .556/.368 | 9-13/10-16  | .692/.625 | 30/25 +5   | 9/13   | 16/11  | 2/3   | 2/9   | 17/13 |
| Boston College       | 42/25 | 29/29 | 71-54 | +17  | 27-52/20-52 | .519/.385 | 5-10/5-20   | .500/.250 | 12-20/9-11  | .600/.818 | 27/36 (9)  | 22/9   | 5/16   | 3/4   | 12/4  | 12/14 |
| GEORGIA TECH         | 35/28 | 27/21 | 62-49 | +13  | 22-48/19-42 | .458/.452 | 5-22/4-9    | .227/.444 | 13-17/7-12  | .765/.583 | 32/24 +8   | 13/11  | 11/13  | 3/1   | 6/9   | 14/15 |
| Notre Dame           | 27/26 | 44/28 | 71-54 | +17  | 25-54/20-48 | .463/.417 | 9-19/3-18   | .474/.167 | 12-14/11-17 | .857/.647 | 38/22 +16  | 13/9   | 11/10  | 1/6   | 7/6   | 17/10 |
| Villanova            | 31/22 | 28/39 | 59-61 | (2)  | 25-50/17-40 | .500/.425 | 6-18/7-16   | .333/.438 | 3-3/20-24   | 1000/.833 | 24/25 (1)  | 13/9   | 9/10   | 2/2   | 6/5   | 18/8  |
| VIRGINIA TECH        | 35/21 | 36/27 | 71-48 | +23  | 25-54/15-42 | .463/.357 | 5-16/3-20   | .313/.150 | 16-21/15-20 | .762/.750 | 37/22 +15  | 15/5   | 9/14   | 4/2   | 5/2   | 19/19 |
| Syracuse             | 34/22 | 28/44 | 62-66 | (4)  | 24-50/23-42 | .480/.548 | 12-24/7-18  | .500/.389 | 2-5/13-20   | .400/.650 | 24/23 +1   | 21/12  | 15/12  | 4/5   | 6/11  | 15/9  |
| LOUISVILLE           | 32/34 | 39/21 | 71-55 | +16  | 25-47/20-54 | .532/.370 | 3-12/5-18   | .250/.278 | 18-20/10-15 | .900/.667 | 38/19 +19  | 13/7   | 14/5   | 8/2   | 2/9   | 14/15 |
| Virginia Tech        | 37/23 | 26/40 | 78-80 | (2)  | 28-66/26-59 | .424/.441 | 8-23/8-26   | .348/.308 | 14-24/20-26 | .583/.769 | 38/41 (3)  | 13/13  | 10/17  | 6/5   | 6/1   | 20/20 |
| DUKE                 | 25/21 | 30/44 | 55-65 | (10) | 21-57/19-42 | .368/.452 | 5-20/9-19   | .250/.474 | 8-8/18-20   | 1000/.900 | 32/28 +4   | 9/8    | 9/11   | 3/2   | 3/4   | 21/12 |
| North Carolina       | 22/34 | 19/31 | 41-65 | (24) | 15-54/27-58 | .278/.466 | 2-20/7-19   | .100/.368 | 9-12/4-7    | .750/.571 | 26/44 (18) | 8/17   | 6/9    | 5/5   | 2/4   | 14/13 |
| MIAMI                | 19/20 | 24/23 | 48-54 | (6)  | 16-51/15-41 | .314/.366 | 3-12/4-19   | .250/.211 | 13-20/20-22 | .650/.909 | 31/34 (3)  | 7/9    | 9/15   | 2/3   | 8/4   | 18/18 |
| NC State             | 35/21 | 35/34 | 70-55 | +15  | 23-47/18-56 | .489/.321 | 11-16/7-27  | .688/.259 | 13-22/12-16 | .591/.750 | 33/38 (5)  | 14/10  | 11/14  | 4/5   | 8/5   | 16/18 |
| NORTH CAROLINA       | 27/23 | 26/20 | 53-43 | +10  | 19-59/17-48 | .322/.354 | 10-24/4-16  | .417/.250 | 5-8/5-7     | .625/.714 | 35/38 (3)  | 15/12  | 4/14   | 8/3   | 6/1   | 12/12 |
| PITT                 | 32/15 | 35/27 | 67-42 | +25  | 27-62/15-45 | .435/.333 | 11-22/4-20  | .500/.200 | 2-2/8-8     | 1000/1000 | 36/29 +7   | 13/6   | 7/14   | 2/4   | 8/5   | 11/7  |
| Pitt                 | 34/23 | 41/40 | 75-63 | +12  | 24-49/18-45 | .490/.400 | 11-22/10-29 | .500/.345 | 16-19/17-23 | .842/.739 | 30/27 +3   | 16/8   | 8/10   | 1/3   | 2/2   | 19/16 |
| Notre Dame           | 26/32 | 32/39 | 58-71 | (13) | 22-57/24-46 | .386/.522 | 7-19/5-17   | .368/.294 | 7-12/18-25  | .583/.720 | 32/31 +1   | 12/9   | 10/8   | 1/3   | 3/6   | 21/9  |
| UNC Wilmington       | 30/29 | 46/42 | 76-71 | +5   | 26-52/25-61 | .500/.410 | 7-17/10-26  | .412/.385 | 17-25/11-17 | .680/.647 | 33/40 (7)  | 9/15   | 8/9    | 5/2   | 5/4   | 19/20 |
| Florida              | 17/31 | 22/34 | 39-65 | (26) | 16-54/23-50 | .296/.460 | 1-15/8-21   | .067/.381 | 6-7/11-18   | .857/.611 | 32/36 (4)  | 8/10   | 11/10  | 3/1   | 4/6   | 17/10 |

Note: Game totals are displayed in the format TEAM/OPPONENT for each category

2016-17 Virginia Basketball  
Virginia Game-by-Game Highs (as of Mar 19, 2017)  
All games

| Opponent             | Date     | Score | Points                                 | Rebounds                          | Assists   | Steals   | Blocked shots  |
|----------------------|----------|-------|--|-----------------------------------|---|--|--|
| at UNCG              | 11/11/16 | 76-51 | 15-Marial Shayok                       | 9-Isaiah Wilkins                  | 3-Kyle Guy<br>London Perrantes<br>Jack Salt                                       | 3-Marial Shayok                                      | 1-Jack Salt  |
| ST. FRANCIS BROOKLYN | 11/15/16 | 72-32 | 11-Austin Nichols                      | 6-Darius Thompson                 | 3-Darius Thompson<br>Devon Hall<br>London Perrantes                               | 2-Isaiah Wilkins<br>London Perrantes                 | 1-Marial Shayok<br>Mamadi Diakite<br>Darius Thompson<br>Kyle Guy<br>Isaiah Wilkins |
| YALE                 | 11/20/16 | 62-38 | 15-Marial Shayok                       | 9-Isaiah Wilkins                  | 7-London Perrantes  | 2-Isaiah Wilkins                                     | 4-Mamadi Diakite   |
| GRAMBLING STATE      | 11/22/16 | 90-34 | 20-Kyle Guy                            | 8-Jarred Reuter                   | 5-Ty Jerome   | 3-Isaiah Wilkins                                     | 3-Mamadi Diakite   |
| vs Iowa              | 11/25/16 | 74-41 | 14-Jarred Reuter                       | 9-Jarred Reuter                   | 4-Darius Thompson<br>London Perrantes   | 3-Marial Shayok                                      | 2-Isaiah Wilkins<br>Mamadi Diakite   |
| vs Providence        | 11/26/16 | 63-52 | 11-London Perrantes<br>Darius Thompson | 8-London Perrantes                | 5-London Perrantes  | 3-Isaiah Wilkins                                     | 3-Mamadi Diakite   |
| OHIO STATE           | 11/30/16 | 63-61 | 19-London Perrantes                    | 6-Jack Salt                       | 3-Darius Thompson<br>Devon Hall   | 2-Isaiah Wilkins<br>Devon Hall<br>Darius Thompson    | 3-Darius Thompson  |
| WEST VIRGINIA        | 12/03/16 | 57-66 | 14-Darius Thompson                     | 8-Isaiah Wilkins                  | 7-London Perrantes  | 2-Darius Thompson                                    | 1-Jack Salt<br>Isaiah Wilkins<br>London Perrantes                                  |
| EAST CAROLINA        | 12/06/16 | 76-53 | 13-Kyle Guy                            | 5-Jarred Reuter<br>Isaiah Wilkins | 6-Darius Thompson   | 3-Isaiah Wilkins                                     | 2-Mamadi Diakite   |
| ROBERT MORRIS        | 12/17/16 | 79-39 | 13-Kyle Guy<br>Devon Hall              | 6-Isaiah Wilkins                  | 6-Ty Jerome<br>Isaiah Wilkins   | 2-Marial Shayok<br>Mamadi Diakite                    | 2-Mamadi Diakite<br>Ty Jerome<br>Marial Shayok                                     |
| at Cal               | 12/21/16 | 56-52 | 17-Guy, Kyle                           | 6-Hall, Devon                     | 5-Darius Thompson   | 1-Guy, Kyle  | 2-Mamadi Diakite   |
| at Louisville        | 12/28/16 | 61-53 | 10-Devon Hall                          | 7-Jack Salt                       | 7-London Perrantes  | 2-Mamadi Diakite<br>Devon Hall<br>Isaiah Wilkins     | None   |
| FLORIDA STATE        | 12/31/16 | 58-60 | 14-Kyle Guy                            | 7-Jack Salt                       | 4-London Perrantes  | 1-Isaiah Wilkins<br>Darius Thompson<br>Marial Shayok | 3-Isaiah Wilkins   |
| at Pitt              | 01/04/17 | 76-88 | 16-London Perrantes                    | 9-Devon Hall                      | 3-Kyle Guy<br>London Perrantes  | 1-Darius Thompson<br>Devon Hall                      | 1-Devon Hall<br>Mamadi Diakite<br>Isaiah Wilkins                                   |
| WAKE FOREST          | 01/08/17 | 79-62 | 24-London Perrantes                    | 8-Devon Hall                      | 2-Jack Salt<br>Darius Thompson<br>Marial Shayok<br>London Perrantes<br>Devon Hall | 2-Isaiah Wilkins                                     | 5-Isaiah Wilkins   |
| at Clemson           | 01/14/17 | 77-73 | 25-London Perrantes                    | 13-Isaiah Wilkins                 | 2-Darius Thompson<br>London Perrantes<br>Isaiah Wilkins<br>Marial Shayok          | 1-Kyle Guy<br>Marial Shayok                          | 1-Jack Salt<br>Darius Thompson   |
| at Boston College    | 01/18/17 | 71-54 | 13-Devon Hall                          | 9-Isaiah Wilkins                  | 6-Devon Hall  | 3-Ty Jerome  | 1-Devon Hall<br>Jarred Reuter<br>Marial Shayok                                     |
| GEORGIA TECH         | 01/21/17 | 62-49 | 19-Marial Shayok                       | 6-London Perrantes<br>Jack Salt   | 4-Isaiah Wilkins<br>Devon Hall  | 3-Darius Thompson                                    | 1-Darius Thompson<br>Jack Salt<br>Isaiah Wilkins                                   |
| at Notre Dame        | 01/24/17 | 71-54 | 22-London Perrantes                    | 9-Isaiah Wilkins<br>Devon Hall    | 5-Darius Thompson   | 3-Marial Shayok<br>Darius Thompson                   | 1-Mamadi Diakite   |
| at Villanova         | 01/29/17 | 59-61 | 15-Ty Jerome                           | 8-Isaiah Wilkins                  | 6-London Perrantes  | 1-Darius Thompson                                    | 2-Isaiah Wilkins   |

2016-17 Virginia Basketball  
Virginia Game-by-Game Highs (as of Mar 19, 2017)  
All games

| Opponent          | Date     | Score | Points                           | Rebounds                       | Assists   | Steals   | Blocked shots   |
|-------------------|----------|-------|----------------------------------|--------------------------------|---|--|---|
|                   |          |       |                                  |                                |   | Isaiah Wilkins<br>Marial Shayok<br>Jack Salt<br>Ty Jerome<br>Devon Hall          |   |
| VIRGINIA TECH     | 02/01/17 | 71-48 | 17-Devon Hall                    | 9-Devon Hall<br>Isaiah Wilkins | 4-Devon Hall  | 1-Devon Hall<br>London Perrantes<br>Isaiah Wilkins<br>Marial Shayok<br>Jack Salt | 2-Jack Salt   |
| at Syracuse       | 02/04/17 | 62-66 | 14-Kyle Guy                      | 6-Devon Hall                   | 8-London Perrantes                                  | 2-London Perrantes   | 1-Marial Shayok<br>Mamadi Diakite<br>London Perrantes<br>Isaiah Wilkins |
| LOUISVILLE        | 02/06/17 | 71-55 | 18-London Perrantes              | 11-Isaiah Wilkins              | 4-Darius Thompson                                   | 1-Ty Jerome<br>Marial Shayok   | 5-Isaiah Wilkins  |
| at Virginia Tech  | 02/12/17 | 78-80 | 22-London Perrantes              | 9-Isaiah Wilkins               | 3-London Perrantes<br>Devon Hall<br>Darius Thompson | 3-Darius Thompson  | 3-Mamadi Diakite  |
| DUKE              | 02/15/17 | 55-65 | 14-London Perrantes              | 9-Isaiah Wilkins               | 2-Marial Shayok<br>London Perrantes                 | 1-London Perrantes<br>Mamadi Diakite<br>Marial Shayok                            | 3-Mamadi Diakite  |
| at North Carolina | 02/18/17 | 41-65 | 13-Marial Shayok                 | 6-Devon Hall                   | 2-Marial Shayok<br>London Perrantes                 | 2-Mamadi Diakite   | 3-Mamadi Diakite  |
| MIAMI             | 02/20/17 | 48-54 | 15-Devon Hall                    | 10-Isaiah Wilkins              | 4-Darius Thompson                                   | 4-Isaiah Wilkins   | 2-Jack Salt   |
| at NC State       | 02/25/17 | 70-55 | 19-Kyle Guy                      | 9-Devon Hall                   | 10-London Perrantes                                 | 4-Ty Jerome  | 2-Isaiah Wilkins  |
| NORTH CAROLINA    | 02/27/17 | 53-43 | 17-Kyle Guy                      | 9-Isaiah Wilkins               | 5-Devon Hall  | 2-London Perrantes   | 4-Isaiah Wilkins  |
| PITT              | 03/04/17 | 67-42 | 22-London Perrantes              | 9-Jack Salt                    | 3-London Perrantes                                  | 2-Ty Jerome  | 1-Isaiah Wilkins<br>Jack Salt   |
| vs Pitt           | 03/08/17 | 75-63 | 20-Kyle Guy                      | 8-Isaiah Wilkins               | 4-Ty Jerome   | 1-Devon Hall<br>London Perrantes   | 1-Mamadi Diakite  |
| vs Notre Dame     | 03/09/17 | 58-71 | 12-Darius Thompson<br>Devon Hall | 9-Devon Hall                   | 6-Ty Jerome   | 1-Isaiah Wilkins<br>London Perrantes<br>Jack Salt                                | 1-Isaiah Wilkins  |
| vs UNC Wilmington | 3/16/17  | 76-71 | 24-London Perrantes              | 7-Devon Hall                   | 3-London Perrantes<br>Devon Hall                    | 2-Marial Shayok  | 4-Darius Thompson   |
| vs Florida        | 3/18/17  | 39-65 | 9-Mamadi Diakite                 | 10-Jack Salt                   | 3-London Perrantes<br>Darius Thompson               | 1-Jack Salt<br>Jarred Reuter<br>Marial Shayok<br>Darius Thompson                 | 1-Jack Salt<br>Marial Shayok<br>Mamadi Diakite                          |

2016-17 Virginia Basketball  
Virginia Points-Rebounds-Assists (as of Mar 19, 2017)  
All games

| Opponent             | Date     | Score |   | 00         | 02         | 04         | 05       | 10        | 11        | 21         |
|----------------------|----------|-------|---|------------|------------|------------|----------|-----------|-----------|------------|
|                      |          |       |   | HALL,DEVON | BARTLEY,JU | SHAYOK,MAR | GUY,KYLE | TREVON GR | JEROME,TY | WILKINS,IS |
| at UNCG              | 11/11/16 | 76-51 | w | 5-4-0      | 0-2-0      | 15-1-0     | 7-1-3    | 0-0-0     | 2-3-0     | 10-9-2     |
| ST. FRANCIS BROOKLYN | 11/15/16 | 72-32 | w | 4-4-3      | 2-0-0      | 8-2-2      | 5-2-2    | 0-1-1     | 3-3-2     | 4-3-1      |
| YALE                 | 11/20/16 | 62-38 | w | 0-1-2      | 0-0-0      | 15-4-2     | 12-3-0   | 0-0-0     | 0-0-0     | 5-9-3      |
| GRAMBLING STATE      | 11/22/16 | 90-34 | w | 5-2-3      | 5-3-1      | 12-2-0     | 20-2-3   | 3-4-1     | 6-1-5     | 4-2-0      |
| vs Iowa              | 11/25/16 | 74-41 | w | 6-3-1      | DNP        | 6-3-0      | 3-4-3    | DNP       | 3-0-1     | 11-3-3     |
| vs Providence        | 11/26/16 | 63-52 | w | 4-4-1      | DNP        | 1-1-3      | 4-0-1    | DNP       | 0-1-2     | 9-2-1      |
| OHIO STATE           | 11/30/16 | 63-61 | w | 12-3-3     | DNP        | 8-1-0      | 2-0-0    | DNP       | 5-0-0     | 4-5-1      |
| WEST VIRGINIA        | 12/03/16 | 57-66 | L | 4-1-2      | DNP        | 9-4-0      | 7-2-0    | DNP       | 2-0-0     | 7-8-1      |
| EAST CAROLINA        | 12/06/16 | 76-53 | w | 5-4-1      | 0-0-0      | 12-4-1     | 13-2-4   | 0-0-0     | 0-0-1     | 2-5-3      |
| ROBERT MORRIS        | 12/17/16 | 79-39 | w | 13-5-0     | 2-0-0      | 5-3-2      | 13-3-0   | 0-0-0     | 5-4-6     | 7-6-6      |
| at Cal               | 12/21/16 | 56-52 | w | 7-6-1      | DNP        | 0-2-1      | 17-4-2   | DNP       | 0-1-0     | 5-3-1      |
| at Louisville        | 12/28/16 | 61-53 | w | 10-6-0     | DNP        | 6-1-0      | 9-1-0    | DNP       | 0-0-1     | 4-5-1      |
| FLORIDA STATE        | 12/31/16 | 58-60 | L | 10-5-0     | DNP        | 10-1-1     | 14-3-0   | DNP       | 0-2-2     | 5-4-0      |
| at Pitt              | 01/04/17 | 76-88 | L | 15-9-1     | DNP        | 14-4-2     | 2-0-3    | DNP       | 0-0-0     | 8-7-1      |
| WAKE FOREST          | 01/08/17 | 79-62 | w | 13-8-2     | DNP        | 17-4-2     | 2-2-1    | DNP       | 2-0-0     | 7-4-1      |
| at Clemson           | 01/14/17 | 77-73 | w | 9-0-0      | DNP        | 17-7-2     | 6-0-1    | DNP       | 2-0-0     | 8-13-2     |
| at Boston College    | 01/18/17 | 71-54 | w | 13-2-6     | 0-0-0      | 6-0-1      | 8-4-1    | 0-0-0     | 5-2-5     | 11-9-0     |
| GEORGIA TECH         | 01/21/17 | 62-49 | w | 10-4-4     | DNP        | 19-4-1     | 6-0-0    | 0-0-0     | 2-0-0     | 5-3-4      |
| at Notre Dame        | 01/24/17 | 71-54 | w | 11-9-2     | DNP        | 10-3-2     | 5-0-2    | DNP       | 8-2-1     | 13-9-1     |
| at Villanova         | 01/29/17 | 59-61 | L | 7-3-3      | DNP        | 14-1-1     | 0-0-0    | DNP       | 15-1-0    | 12-8-0     |
| VIRGINIA TECH        | 02/01/17 | 71-48 | w | 17-9-4     | 0-1-0      | 9-4-1      | 3-0-2    | 0-0-0     | 7-0-2     | 15-9-2     |
| at Syracuse          | 02/04/17 | 62-66 | L | 6-6-2      | DNP        | 2-1-2      | 14-1-0   | DNP       | 9-2-4     | 9-4-0      |
| LOUISVILLE           | 02/06/17 | 71-55 | w | 9-3-3      | 0-0-0      | 6-5-0      | 2-0-0    | 0-0-0     | 3-1-2     | 13-11-1    |
| at Virginia Tech     | 02/12/17 | 78-80 | L | 10-4-3     | DNP        | 11-4-0     | 12-2-1   | DNP       | 8-4-1     | 5-9-1      |
| DUKE                 | 02/15/17 | 55-65 | L | 8-3-1      | DNP        | 7-2-2      | 3-0-1    | DNP       | 13-1-1    | 4-9-0      |
| at North Carolina    | 02/18/17 | 41-65 | L | 0-6-0      | DNP        | 13-1-2     | 0-0-1    | DNP       | 0-2-0     | 7-4-0      |
| MIAMI                | 02/20/17 | 48-54 | L | 15-0-1     | DNP        | 8-4-0      | 0-0-0    | DNP       | 0-0-0     | 10-10-0    |
| at NC State          | 02/25/17 | 70-55 | w | 18-9-2     | DNP        | 0-2-0      | 19-4-2   | DNP       | 5-6-0     | 4-0-0      |
| NORTH CAROLINA       | 02/27/17 | 53-43 | w | 11-1-5     | DNP        | 0-0-1      | 17-6-4   | DNP       | 3-2-0     | 4-9-0      |
| PITT                 | 03/04/17 | 67-42 | w | 4-4-1      | 0-1-0      | 2-0-0      | 6-2-2    | 0-0-0     | 13-1-3    | 2-4-0      |
| vs Pitt              | 03/08/17 | 75-63 | w | 5-4-3      | DNP        | 2-1-1      | 20-0-3   | DNP       | 11-7-4    | 8-8-1      |
| vs Notre Dame        | 03/09/17 | 58-71 | L | 12-9-1     | DNP        | 10-1-0     | 0-5-2    | DNP       | 10-2-6    | 2-3-0      |
| vs UNC Wilmington    | 3/16/17  | 76-71 | w | 6-7-3      | DNP        | 23-3-1     | 5-3-1    | DNP       | 5-2-0     | 0-1-0      |
| vs Florida           | 3/18/17  | 39-65 | L | 0-1-1      | DNP        | 7-2-0      | 0-1-0    | DNP       | 0-5-1     | DNP        |

| Opponent             | Date     | Score |   | 25         | 31         | 32         | 33        | 51         |
|----------------------|----------|-------|---|------------|------------|------------|-----------|------------|
|                      |          |       |   | DIAKITE,MA | REUTER,JAR | PERRANTES, | SALT,JACK | THOMPSON,D |
| at UNCG              | 11/11/16 | 76-51 | w | DNP        | 8-6-1      | 10-3-3     | 7-4-3     | 12-1-1     |
| ST. FRANCIS BROOKLYN | 11/15/16 | 72-32 | w | 8-4-0      | 9-4-1      | 8-3-3      | 6-2-0     | 4-6-3      |
| YALE                 | 11/20/16 | 62-38 | w | 5-7-0      | 2-4-0      | 8-1-7      | 4-5-0     | 11-0-3     |
| GRAMBLING STATE      | 11/22/16 | 90-34 | w | 8-4-0      | 4-8-4      | 6-4-4      | 2-3-1     | 12-4-1     |
| vs Iowa              | 11/25/16 | 74-41 | w | 5-4-0      | 14-9-2     | 12-3-4     | 4-1-0     | 10-3-4     |
| vs Providence        | 11/26/16 | 63-52 | w | 10-0-0     | 5-0-0      | 11-8-5     | 8-6-0     | 11-2-2     |
| OHIO STATE           | 11/30/16 | 63-61 | w | 0-2-0      | 7-4-0      | 19-2-2     | 2-6-0     | 4-3-3      |
| WEST VIRGINIA        | 12/03/16 | 57-66 | L | 2-3-1      | 0-0-0      | 6-4-7      | 6-3-1     | 14-1-1     |
| EAST CAROLINA        | 12/06/16 | 76-53 | w | 12-2-0     | 10-5-1     | 12-2-5     | 8-1-0     | 2-1-6      |
| ROBERT MORRIS        | 12/17/16 | 79-39 | w | 6-4-0      | 10-5-1     | 4-2-4      | 10-2-0    | 4-3-2      |
| at Cal               | 12/21/16 | 56-52 | w | 4-3-0      | 2-0-1      | 14-3-3     | 5-5-0     | 2-2-5      |
| at Louisville        | 12/28/16 | 61-53 | w | 8-4-0      | 6-3-0      | 9-4-7      | 2-7-1     | 7-0-2      |
| FLORIDA STATE        | 12/31/16 | 58-60 | L | 5-3-0      | 2-2-0      | 10-1-4     | 0-7-0     | 2-0-1      |
| at Pitt              | 01/04/17 | 76-88 | L | 0-0-2      | 10-1-1     | 16-2-3     | 0-0-0     | 11-1-2     |
| WAKE FOREST          | 01/08/17 | 79-62 | w | 0-2-0      | 2-1-0      | 24-4-2     | 5-5-2     | 7-2-2      |
| at Clemson           | 01/14/17 | 77-73 | w | 1-1-0      | 0-0-0      | 25-2-2     | 2-2-0     | 7-4-2      |
| at Boston College    | 01/18/17 | 71-54 | w | 4-2-0      | 4-3-1      | 6-1-4      | 2-3-0     | 12-0-4     |
| GEORGIA TECH         | 01/21/17 | 62-49 | w | 0-0-0      | 0-1-0      | 11-6-2     | 5-6-0     | 4-4-2      |
| at Notre Dame        | 01/24/17 | 71-54 | w | 0-1-0      | 0-0-0      | 22-5-0     | 2-4-0     | 0-2-5      |
| at Villanova         | 01/29/17 | 59-61 | L | DNP        | DNP        | 4-3-6      | 4-3-1     | 3-0-2      |
| VIRGINIA TECH        | 02/01/17 | 71-48 | w | 0-0-0      | 4-5-0      | 14-3-3     | 0-3-1     | 2-1-0      |
| at Syracuse          | 02/04/17 | 62-66 | L | 8-4-0      | 0-1-3      | 11-1-8     | 1-1-0     | 2-0-2      |
| LOUISVILLE           | 02/06/17 | 71-55 | w | 6-1-0      | 0-0-0      | 18-4-3     | 4-6-0     | 10-4-4     |
| at Virginia Tech     | 02/12/17 | 78-80 | L | 0-1-1      | 4-3-0      | 22-3-3     | 2-4-0     | 4-1-3      |
| DUKE                 | 02/15/17 | 55-65 | L | 0-6-1      | 2-0-0      | 14-4-2     | 4-5-1     | 0-0-0      |
| at North Carolina    | 02/18/17 | 41-65 | L | 2-2-1      | 2-0-1      | 12-4-2     | 2-4-0     | 3-0-1      |
| MIAMI                | 02/20/17 | 48-54 | L | 5-4-0      | 0-0-0      | 4-5-2      | 2-4-0     | 4-0-4      |
| at NC State          | 02/25/17 | 70-55 | w | 3-1-0      | 0-0-0      | 16-3-10    | 5-5-0     | DNP        |
| NORTH CAROLINA       | 02/27/17 | 53-43 | w | 2-3-0      | 0-1-0      | 13-1-4     | 3-4-1     | 0-1-0      |
| PITT                 | 03/04/17 | 67-42 | w | 6-4-0      | 0-0-2      | 22-3-3     | 4-9-1     | 8-2-1      |
| vs Pitt              | 03/08/17 | 75-63 | w | 2-0-0      | 2-1-0      | 15-4-3     | 4-2-0     | 6-0-1      |
| vs Notre Dame        | 03/09/17 | 58-71 | L | 0-2-0      | 9-2-1      | 3-1-2      | 0-4-0     | 12-0-0     |
| vs UNC Wilmington    | 3/16/17  | 76-71 | w | 0-2-0      | DNP        | 24-2-3     | 3-2-0     | 10-4-1     |
| vs Florida           | 3/18/17  | 39-65 | L | 9-6-0      | 3-0-0      | 6-1-3      | 8-10-0    | 6-2-3      |

## Individual Career History

### Trevon Gross Jr.

| Season       | gp-gs       | min/avg       | Total       |             | 3-Point    |             | F-Throws   |             | Rebounds |          |          |            | Scoring  |          |          |          |          |          |          |            |
|--------------|-------------|---------------|-------------|-------------|------------|-------------|------------|-------------|----------|----------|----------|------------|----------|----------|----------|----------|----------|----------|----------|------------|
|              |             |               | fg-fga      | pct         | fg-fga     | pct         | ft-fta     | pct         | off      | def      | tot      | avg        | pf       | fo       | ast      | to       | blk      | stl      | pts      | avg        |
| 2016-17      | 11-0        | 26/2.4        | 1-12        | .083        | 1-8        | .125        | 0-1        | .000        | 3        | 2        | 5        | 0.5        | 4        | 0        | 2        | 4        | 0        | 2        | 3        | 0.3        |
| <b>TOTAL</b> | <b>11-0</b> | <b>26/2.4</b> | <b>1-12</b> | <b>.083</b> | <b>1-8</b> | <b>.125</b> | <b>0-1</b> | <b>.000</b> | <b>3</b> | <b>2</b> | <b>5</b> | <b>0.5</b> | <b>4</b> | <b>0</b> | <b>2</b> | <b>4</b> | <b>0</b> | <b>2</b> | <b>3</b> | <b>0.3</b> |

### Justice Bartley

| Season       | gp-gs       | min/avg       | Total       |             | 3-Point    |             | F-Throws   |             | Rebounds |          |           |            | Scoring  |          |          |           |          |          |          |            |
|--------------|-------------|---------------|-------------|-------------|------------|-------------|------------|-------------|----------|----------|-----------|------------|----------|----------|----------|-----------|----------|----------|----------|------------|
|              |             |               | fg-fga      | pct         | fg-fga     | pct         | ft-fta     | pct         | off      | def      | tot       | avg        | pf       | fo       | ast      | to        | blk      | stl      | pts      | avg        |
| 2015-16      | 8-0         | 12/1.5        | 0-2         | .000        | 0-0        | .000        | 0-0        | .000        | 1        | 2        | 3         | 0.4        | 1        | 0        | 1        | 5         | 0        | 0        | 0        | 0.0        |
| 2016-17      | 10-0        | 27/2.7        | 4-9         | .444        | 1-5        | .200        | 0-2        | .000        | 0        | 7        | 7         | 0.7        | 5        | 0        | 1        | 5         | 1        | 0        | 9        | 0.9        |
| <b>TOTAL</b> | <b>18-0</b> | <b>39/2.2</b> | <b>4-11</b> | <b>.364</b> | <b>1-5</b> | <b>.200</b> | <b>0-2</b> | <b>.000</b> | <b>1</b> | <b>9</b> | <b>10</b> | <b>0.6</b> | <b>6</b> | <b>0</b> | <b>2</b> | <b>10</b> | <b>1</b> | <b>0</b> | <b>9</b> | <b>0.5</b> |

### Mamadi Diakite

| Season       | gp-gs       | min/avg         | Total        |             | 3-Point     |             | F-Throws     |             | Rebounds  |           |           |            | Scoring   |          |          |           |           |          |            |            |
|--------------|-------------|-----------------|--------------|-------------|-------------|-------------|--------------|-------------|-----------|-----------|-----------|------------|-----------|----------|----------|-----------|-----------|----------|------------|------------|
|              |             |                 | fg-fga       | pct         | fg-fga      | pct         | ft-fta       | pct         | off       | def       | tot       | avg        | pf        | fo       | ast      | to        | blk       | stl      | pts        | avg        |
| 2016-17      | 32-1        | 449/14.0        | 50-92        | .543        | 3-11        | .273        | 18-33        | .545        | 28        | 54        | 82        | 2.6        | 75        | 2        | 6        | 13        | 39        | 8        | 121        | 3.8        |
| <b>TOTAL</b> | <b>32-1</b> | <b>449/14.0</b> | <b>50-92</b> | <b>.543</b> | <b>3-11</b> | <b>.273</b> | <b>18-33</b> | <b>.545</b> | <b>28</b> | <b>54</b> | <b>82</b> | <b>2.6</b> | <b>75</b> | <b>2</b> | <b>6</b> | <b>13</b> | <b>39</b> | <b>8</b> | <b>121</b> | <b>3.8</b> |

### Kyle Guy

| Season       | gp-gs       | min/avg         | Total         |             | 3-Point       |             | F-Throws     |             | Rebounds |           |           |            | Scoring   |          |           |           |          |           |            |            |
|--------------|-------------|-----------------|---------------|-------------|---------------|-------------|--------------|-------------|----------|-----------|-----------|------------|-----------|----------|-----------|-----------|----------|-----------|------------|------------|
|              |             |                 | fg-fga        | pct         | fg-fga        | pct         | ft-fta       | pct         | off      | def       | tot       | avg        | pf        | fo       | ast       | to        | blk      | stl       | pts        | avg        |
| 2016-17      | 34-6        | 634/18.6        | 90-205        | .439        | 51-103        | .495        | 25-35        | .714        | 5        | 52        | 57        | 1.7        | 37        | 0        | 45        | 21        | 1        | 13        | 256        | 7.5        |
| <b>TOTAL</b> | <b>34-6</b> | <b>634/18.6</b> | <b>90-205</b> | <b>.439</b> | <b>51-103</b> | <b>.495</b> | <b>25-35</b> | <b>.714</b> | <b>5</b> | <b>52</b> | <b>57</b> | <b>1.7</b> | <b>37</b> | <b>0</b> | <b>45</b> | <b>21</b> | <b>1</b> | <b>13</b> | <b>256</b> | <b>7.5</b> |

### Devon Hall

| Season       | gp-gs        | min/avg          | Total          |             | 3-Point       |             | F-Throws      |             | Rebounds  |            |            |            | Scoring    |          |            |           |           |           |            |            |
|--------------|--------------|------------------|----------------|-------------|---------------|-------------|---------------|-------------|-----------|------------|------------|------------|------------|----------|------------|-----------|-----------|-----------|------------|------------|
|              |              |                  | fg-fga         | pct         | fg-fga        | pct         | ft-fta        | pct         | off       | def        | tot        | avg        | pf         | fo       | ast        | to        | blk       | stl       | pts        | avg        |
| 2014-15      | 23-1         | 244/10.6         | 16-40          | .400        | 5-15          | .333        | 5-11          | .455        | 2         | 15         | 17         | 0.7        | 18         | 0        | 18         | 12        | 1         | 9         | 42         | 1.8        |
| 2015-16      | 37-20        | 809/21.9         | 57-152         | .375        | 21-63         | .333        | 26-34         | .765        | 8         | 90         | 98         | 2.6        | 52         | 0        | 74         | 33        | 10        | 17        | 161        | 4.4        |
| 2016-17      | 34-34        | 931/27.4         | 100-245        | .408        | 32-86         | .372        | 52-67         | .776        | 22        | 127        | 149        | 4.4        | 65         | 3        | 65         | 35        | 4         | 18        | 284        | 8.4        |
| <b>TOTAL</b> | <b>94-55</b> | <b>1984/21.1</b> | <b>173-437</b> | <b>.396</b> | <b>58-164</b> | <b>.354</b> | <b>83-112</b> | <b>.741</b> | <b>32</b> | <b>232</b> | <b>264</b> | <b>2.8</b> | <b>135</b> | <b>3</b> | <b>157</b> | <b>80</b> | <b>15</b> | <b>44</b> | <b>487</b> | <b>5.2</b> |

### Ty Jerome

| Season       | gp-gs       | min/avg         | Total         |             | 3-Point      |             | F-Throws     |             | Rebounds |           |           |            | Scoring   |          |           |           |          |           |            |            |
|--------------|-------------|-----------------|---------------|-------------|--------------|-------------|--------------|-------------|----------|-----------|-----------|------------|-----------|----------|-----------|-----------|----------|-----------|------------|------------|
|              |             |                 | fg-fga        | pct         | fg-fga       | pct         | ft-fta       | pct         | off      | def       | tot       | avg        | pf        | fo       | ast       | to        | blk      | stl       | pts        | avg        |
| 2016-17      | 34-4        | 473/13.9        | 52-110        | .473        | 29-73        | .397        | 14-18        | .778        | 1        | 54        | 55        | 1.6        | 59        | 1        | 50        | 30        | 2        | 15        | 147        | 4.3        |
| <b>TOTAL</b> | <b>34-4</b> | <b>473/13.9</b> | <b>52-110</b> | <b>.473</b> | <b>29-73</b> | <b>.397</b> | <b>14-18</b> | <b>.778</b> | <b>1</b> | <b>54</b> | <b>55</b> | <b>1.6</b> | <b>59</b> | <b>1</b> | <b>50</b> | <b>30</b> | <b>2</b> | <b>15</b> | <b>147</b> | <b>4.3</b> |

### London Perrantes

| Season       | gp-gs          | min/avg          | Total          |             | 3-Point        |             | F-Throws       |             | Rebounds  |            |            |            | Scoring    |          |            |            |           |            |             |            |
|--------------|----------------|------------------|----------------|-------------|----------------|-------------|----------------|-------------|-----------|------------|------------|------------|------------|----------|------------|------------|-----------|------------|-------------|------------|
|              |                |                  | fg-fga         | pct         | fg-fga         | pct         | ft-fta         | pct         | off       | def        | tot        | avg        | pf         | fo       | ast        | to         | blk       | stl        | pts         | avg        |
| 2013-14      | 37-33          | 1105/29.9        | 61-159         | .384        | 38-87          | .437        | 43-50          | .860        | 8         | 73         | 81         | 2.2        | 62         | 0        | 140        | 40         | 4         | 33         | 203         | 5.5        |
| 2014-15      | 32-32          | 1065/33.3        | 67-189         | .354        | 30-95          | .316        | 42-54          | .778        | 7         | 77         | 84         | 2.6        | 42         | 0        | 148        | 49         | 7         | 25         | 206         | 6.4        |
| 2015-16      | 35-35          | 1162/33.2        | 123-280        | .439        | 78-160         | .488        | 61-76          | .803        | 14        | 91         | 105        | 3.0        | 45         | 0        | 153        | 64         | 3         | 37         | 385         | 11.0       |
| 2016-17      | 34-34          | 1093/32.1        | 146-353        | .414        | 65-174         | .374        | 74-91          | .813        | 11        | 91         | 102        | 3.0        | 33         | 0        | 128        | 58         | 2         | 25         | 431         | 12.7       |
| <b>TOTAL</b> | <b>138-134</b> | <b>4425/32.1</b> | <b>397-981</b> | <b>.405</b> | <b>211-516</b> | <b>.409</b> | <b>220-271</b> | <b>.812</b> | <b>40</b> | <b>332</b> | <b>372</b> | <b>2.7</b> | <b>182</b> | <b>0</b> | <b>569</b> | <b>211</b> | <b>16</b> | <b>120</b> | <b>1225</b> | <b>8.9</b> |

### Jarred Reuter

| Season       | gp-gs       | min/avg        | Total         |             | 3-Point    |             | F-Throws     |             | Rebounds  |           |           |            | Scoring   |          |           |           |          |          |            |            |
|--------------|-------------|----------------|---------------|-------------|------------|-------------|--------------|-------------|-----------|-----------|-----------|------------|-----------|----------|-----------|-----------|----------|----------|------------|------------|
|              |             |                | fg-fga        | pct         | fg-fga     | pct         | ft-fta       | pct         | off       | def       | tot       | avg        | pf        | fo       | ast       | to        | blk      | stl      | pts        | avg        |
| 2015-16      | 26-0        | 121/4.7        | 16-35         | .457        | 0-0        | .000        | 8-10         | .800        | 10        | 15        | 25        | 1.0        | 24        | 1        | 5         | 6         | 0        | 1        | 40         | 1.5        |
| 2016-17      | 32-0        | 344/10.8       | 51-88         | .580        | 0-0        | .000        | 19-25        | .760        | 26        | 43        | 69        | 2.2        | 44        | 0        | 20        | 27        | 2        | 7        | 121        | 3.8        |
| <b>TOTAL</b> | <b>58-0</b> | <b>465/8.0</b> | <b>67-123</b> | <b>.545</b> | <b>0-0</b> | <b>.000</b> | <b>27-35</b> | <b>.771</b> | <b>36</b> | <b>58</b> | <b>94</b> | <b>1.6</b> | <b>68</b> | <b>1</b> | <b>25</b> | <b>33</b> | <b>2</b> | <b>8</b> | <b>161</b> | <b>2.8</b> |

## Individual Career History

### Jack Salt

| Season  | gp-gs | min/avg  | Total  |      | 3-Point |      | F-Throws |      | Rebounds |     |     |     | Scoring |    |     |    |     |     |     |     |
|---------|-------|----------|--------|------|---------|------|----------|------|----------|-----|-----|-----|---------|----|-----|----|-----|-----|-----|-----|
|         |       |          | fg-fga | pct  | fg-fga  | pct  | ft-fta   | pct  | off      | def | tot | avg | pf      | fo | ast | to | blk | stl | pts | avg |
| 2015-16 | 22-9  | 138/6.3  | 17-33  | .515 | 0-0     | .000 | 2-6      | .333 | 14       | 10  | 24  | 1.1 | 25      | 0  | 0   | 10 | 5   | 1   | 36  | 1.6 |
| 2016-17 | 34-34 | 627/18.4 | 52-93  | .559 | 0-0     | .000 | 22-45    | .489 | 53       | 85  | 138 | 4.1 | 88      | 2  | 13  | 21 | 22  | 11  | 126 | 3.7 |
| TOTAL   | 56-43 | 765/13.7 | 69-126 | .548 | 0-0     | .000 | 24-51    | .471 | 67       | 95  | 162 | 2.9 | 113     | 2  | 13  | 31 | 27  | 12  | 162 | 2.9 |

### Marial Shayok

| Season  | gp-gs  | min/avg   | Total   |      | 3-Point |      | F-Throws |      | Rebounds |     |     |     | Scoring |    |     |    |     |     |     |     |
|---------|--------|-----------|---------|------|---------|------|----------|------|----------|-----|-----|-----|---------|----|-----|----|-----|-----|-----|-----|
|         |        |           | fg-fga  | pct  | fg-fga  | pct  | ft-fta   | pct  | off      | def | tot | avg | pf      | fo | ast | to | blk | stl | pts | avg |
| 2014-15 | 34-1   | 496/14.6  | 47-116  | .405 | 19-50   | .380 | 17-27    | .630 | 8        | 53  | 61  | 1.8 | 44      | 0  | 35  | 21 | 10  | 19  | 130 | 3.8 |
| 2015-16 | 35-8   | 526/15.0  | 58-118  | .492 | 17-39   | .436 | 17-31    | .548 | 8        | 58  | 66  | 1.9 | 52      | 1  | 39  | 28 | 5   | 11  | 150 | 4.3 |
| 2016-17 | 34-14  | 702/20.6  | 121-272 | .445 | 19-58   | .328 | 43-54    | .796 | 12       | 70  | 82  | 2.4 | 46      | 0  | 33  | 36 | 10  | 30  | 304 | 8.9 |
| TOTAL   | 103-23 | 1724/16.7 | 226-506 | .447 | 55-147  | .374 | 77-112   | .688 | 28       | 181 | 209 | 2.0 | 142     | 1  | 107 | 85 | 25  | 60  | 584 | 5.7 |

### Darius Thompson

| Season  | gp-gs | min/avg   | Total   |      | 3-Point |      | F-Throws |      | Rebounds |     |     |     | Scoring |    |     |    |     |     |     |     |
|---------|-------|-----------|---------|------|---------|------|----------|------|----------|-----|-----|-----|---------|----|-----|----|-----|-----|-----|-----|
|         |       |           | fg-fga  | pct  | fg-fga  | pct  | ft-fta   | pct  | off      | def | tot | avg | pf      | fo | ast | to | blk | stl | pts | avg |
| 2015-16 | 37-10 | 648/17.5  | 58-108  | .537 | 16-41   | .390 | 26-36    | .722 | 8        | 36  | 44  | 1.2 | 53      | 1  | 53  | 32 | 7   | 27  | 158 | 4.3 |
| 2016-17 | 33-15 | 686/20.8  | 77-172  | .448 | 26-74   | .351 | 26-43    | .605 | 6        | 48  | 54  | 1.6 | 33      | 0  | 73  | 33 | 12  | 28  | 206 | 6.2 |
| TOTAL   | 70-25 | 1334/19.1 | 135-280 | .482 | 42-115  | .365 | 52-79    | .658 | 14       | 84  | 98  | 1.4 | 86      | 1  | 126 | 65 | 19  | 55  | 364 | 5.2 |

### Isaiah Wilkins

| Season  | gp-gs | min/avg   | Total   |      | 3-Point |      | F-Throws |      | Rebounds |     |     |     | Scoring |    |     |    |     |     |     |     |
|---------|-------|-----------|---------|------|---------|------|----------|------|----------|-----|-----|-----|---------|----|-----|----|-----|-----|-----|-----|
|         |       |           | fg-fga  | pct  | fg-fga  | pct  | ft-fta   | pct  | off      | def | tot | avg | pf      | fo | ast | to | blk | stl | pts | avg |
| 2014-15 | 28-0  | 264/9.4   | 19-48   | .396 | 2-3     | .667 | 6-11     | .545 | 19       | 50  | 69  | 2.5 | 26      | 0  | 11  | 15 | 18  | 5   | 46  | 1.6 |
| 2015-16 | 37-21 | 792/21.4  | 72-139  | .518 | 0-3     | .000 | 28-48    | .583 | 55       | 97  | 152 | 4.1 | 73      | 0  | 55  | 27 | 31  | 28  | 172 | 4.6 |
| 2016-17 | 33-28 | 874/26.5  | 90-162  | .556 | 4-7     | .571 | 40-57    | .702 | 78       | 120 | 198 | 6.0 | 61      | 2  | 37  | 34 | 43  | 33  | 224 | 6.8 |
| TOTAL   | 98-49 | 1930/19.7 | 181-349 | .519 | 6-13    | .462 | 74-116   | .638 | 152      | 267 | 419 | 4.3 | 160     | 2  | 103 | 76 | 92  | 66  | 442 | 4.5 |