

VIRGINIA

2012 MEN'S SOCCER FACT BOOK



TABLE OF CONTENTS

2012 Cavalier Roster	2
Head Coach George Gelnovatch	3
Coaching Staff	4
Player Biographies	5-14
2011 Statistics	15
2011 Results	16
2011 ACC Review	17
All-Time Records	18
Single-Season Records	19
Career Records	20
Scoring Records By Year	21
National Awards	22
Honors and Awards	23
Coaching Records By Year	24
All-Time Records vs. Opponents	25
ACC Tournament History	26
NCAA Tournament History	27
All-Time Results	28-32
All-Time Letterwinners	33-34
Covering the Cavaliers	35

A QUICK LOOK AT VIRGINIA

Location	Charlottesville, Va. 22904
Founded	1819 by Thomas Jefferson
Enrollment	21,049 (14,039 undergraduate)
President	Teresa A. Sullivan
Athletics Director	Craig Littlepage
Faculty Athletics Rep.	Carolyn M. Callahan
Nicknames	Cavaliers, Wahoos, 'Hoos
Colors	Orange and Blue
Song	"Good Old Song"
Home Field (Cap.) ...	Klöckner Stadium (8,000)
Affiliations	NCAA Division I / Atlantic Coast Conference
Official Athletics Web Site ...	VirginiaSports.com
University Web Site	virginia.edu

MEN'S SOCCER INFORMATION

First Year	1941
All-Time Record	691-315-98
All-Time ACC Record	168-120-34
NCAA Appearances/Last	33/2011
2011 Record	12-8-1
2011 ACC Record/Finish	4-3-1/t-3rd
2011 Postseason	NCAA First Round
Letterwinners Returning/Lost	17/10
Newcomers	7

STAFF INFORMATION

Head Coach	George Gelnovatch
Alma Mater	Virginia '87
Record at Virginia	237-93-29, 17th season
Career Record	Same
Associate Head Coach	Matt Chulis
Assistant Coach	Michael Behonick
Operations Assistant	Gabe Bernstein

MEDIA RELATIONS INFORMATION

Asst. Director/MSOC Contact ..	Andy Fledderjohann
Office Phone	434-982-5131
Mobile Phone	434-906-0075
Press Box Phone	434-906-0075
E-Mail Address	fledder@virginia.edu
Mailing Address	295 Massie Road Room 154, John Paul Jones Arena Charlottesville VA 22903

ABOUT THE FACT BOOK

Virginia will not produce a printed men's soccer media guide for the 2012 season. Please use this file for historical reference information on Cavalier men's soccer.

Information that previously appeared in the printed men's soccer media guide will also be available on the men's soccer page at VirginiaSports.com in HTML format. Please bookmark that page in your browser for quick reference.

Complete bios and statistics on Cavalier coaches and players are available at VirginiaSports.com/menssoccer. Access player bios by clicking on the player's name on the roster page.

2012 VIRGINIA ROSTER

NO.	NAME	POS.	CLASS	HT.	WT.	HOMETOWN/HIGH SCHOOL
0	Matt Miscione	GK	R-So.	6-1	165	Ashburn, Va./Stone Bridge
1	Spencer LaCivita	GK	So.	6-1	178	Raleigh, N.C./Millbrook
2	Zach Carroll	D	Fr.	6-3	185	Grand Blanc, Mich./Grand Blanc
3	Matt Brown	D	So.	6-1	165	Charlotte, N.C./South Mecklenburg
4	Grant Silvester	D	So.	6-0	168	Sacramento, Calif./Rio Americano
5	Bryan Lima	M	R-So.	5-6	150	Boca Raton, Fla./North Broward Prep
6	Scott Thomsen	M/D	Fr.	5-10	160	Brick, N.J./Christian Brothers Academy
7	Todd Wharton	M	Fr.	5-11	160	Glen Allen, Va./Deep Run
8	Chris Somerville	F	So.	5-9	180	West Chester, Pa./Unionville
9	Darius Madison	F	Fr.	5-8	160	Philadelphia, Pa./LaSalle College HS
10	Will Bates	F	Sr.	6-0	185	Chester, Va./Thomas Dale
11	Eric Bird	M	So.	5-9	175	Virginia Beach, Va./Frank W. Cox
13	Kyler Sullivan	D	So.	5-8	156	Stafford, Va./North Stafford
15	Kevin McBride	D	Jr.	6-0	160	Fairfax, Va./Chantilly
16	Marcus Salandy-Defour	F/M	Fr.	5-9	160	Kensington, Md./Georgetown Prep
17	Brian James	M	Fr.	5-11	150	Sunrise, Fla./American Heritage
18	Will Whorton	GK	R-Jr.	6-1	170	Atlanta, Ga./ Northview
19	Ari Dimas	M	Sr.	5-5	134	Chesapeake, Va./Indian River
20	Marcus Douglas	M	R-So.	5-11	150	Washington, D.C./Gonzaga
21	Ryan Zinkhan	F	So.	5-9	152	Fredericksburg, Va./Riverbend
22	Kyle McCord	M	So.	6-3	170	Chester Springs, Pa./Haverford
23	Will Hare	D	R-Fr.	5-8	160	Roanoke, Va./Hidden Valley
24	Matt Mills	M	So.	5-10	155	Greensboro, N.C./Walter Hines Page
25	Cameron Chavira	F	Jr.	5-9	160	Roanoke, Va./Patrick Henry
26	Sean Murnane	M	R-Jr.	5-11	155	Centreville, Va./Westfield
27	Jordan Poarch	M	Fr.	5-11	155	Middletown, Del./Sanford School
28	Shane Cooke	F	R-So.	6-2	160	Warrenton, Va./Liberty

Head Coach: George Gelnovatch (Virginia '87), 17th season

Associate Head Coach: Matt Chulis (Virginia '05), seventh season

Assistant Coach: Michael Behonick (American '03), third season

Operations Assistant: Gabe Bernstein (Penn State '04), second season

PRONUNCIATIONS

Players

Chavira Chuh-VEER-uh
 Dimas.....DEE-mus
 LaCivita..... La-sih-VEE-tuh
 Lima.....LEE-muh
 Miscione..... Miss-SHONE-ee
 MurnaneMer-NANE
 Salandy-Defour
Suh-LAN-dee Duh-FORE
 Wharton.....WORE-tun
 Whorton.....WORE-tun
 ZinkhanZINK-uhn

Coaches

Behonick.....Buh-HA-nick
 Chulis CHOO-liss
 Gelnovatch..... GELL-no-vatch
(rhymes with bell)

BREAKDOWN BY STATE

California 1
 Delaware..... 1
 District of Columbia..... 1
 Florida..... 2
 Georgia..... 1
 Maryland 1
 Michigan..... 1
 New Jersey..... 1
 North Carolina 3
 Pennsylvania 2
 Virginia 12

BREAKDOWN BY CLASS

True Freshman 7
 Redshirt Freshman 1
 Sophomore..... 10
 Junior 7
 Senior..... 2

HEAD COACH GEORGE GELNOVATCH



George Gelnovatch is in his 17th season as the head coach of the Virginia men's soccer program.

A former Cavalier soccer All-American and assistant coach, Gelnovatch has led UVa to the 2009 NCAA Championship, three NCAA College Cup appearances, four ACC tournament titles, two regular season ACC championships, 16-consecutive NCAA tournament appearances and an overall record of 237-93-29 during his tenure as UVa head coach.

Virginia has won at least 15 games in a season nine times under Gelnovatch, including 2009 when the team recorded 19 victories en route to the conference

and national championships.

HEAD COACHING HIGHLIGHTS

In 2009 Gelnovatch guided the Cavaliers to the ACC championship before taking the team on a classic run through the NCAA tournament, culminating with a thrilling shootout win over Akron in the NCAA Championship Game for UVa's sixth NCAA title.

Two Cavaliers, midfielder Tony Tchani and goalkeeper Diego Restrepo, were named First-Team All-Americans in 2009, while Will Bates was named the National Freshman of the Year. Gelnovatch, meanwhile, earned National Coach of the Year honors at the conclusion of the season.

Gelnovatch has developed a number of MLS players during his time as head coach at Virginia. In all, 19 Cavaliers who have played for Gelnovatch have been drafted in the MLS. Two of his former players have become the No. 1 pick in the MLS SuperDraft, with Alecko Eskandarian's selection in 2003 and Jason Moore's pick in 1999; both players were chosen by D.C. United. Former UVa All-American Kyle Martino was a first-round choice in the 2001 MLS SuperDraft and Matt Chulis was also first-round selection in 1999.

Since becoming a part of the UVa coaching staff, Gelnovatch has helped recruit some of the greatest players to ever wear a Cavalier uniform. UVa has welcomed numerous high school All-Americans who have gone on to post All-America seasons on the collegiate level. Among the players that Gelnovatch helped recruit as a UVa assistant coach are National Players of the Year Mike Fisher and Ben Olsen and five players who competed for the U.S. in the 1996 Olympic games: Clint Peay, A.J. Wood, Brandon Pollard, Damian Silvera and Billy Walsh.

Gelnovatch guided Virginia to the program's 31st-consecutive NCAA tournament berth in 2011 as UVa posted a 12-8-1 record, including a 4-3-1 mark in the ACC as the Cavaliers tied for third in the league.

In 2006, Gelnovatch led the Cavaliers to their eighth College Cup appearance. UVa finished with a 17-4-1 overall record and a third-place ACC. Midfielder Nico Colaluca earned first-team All-America honors from College Soccer News.

In 2004, he led UVa to its sixth-consecutive appearance in the ACC Championship game, where the Cavaliers were crowned conference champions for the third time during his tenure. Virginia made another deep run in NCAA Tournament, advancing to the quarterfinal round. Following the 2004 season, Gelnovatch was honored as the 2004 NSCAA/adidas South Atlantic Region Coach of the Year.

In 2003, the Cavaliers turned in a record of 11-10-2 overall. Though the season marked the lowest win total for any single season under Gelnovatch's tenure, the Cavaliers saved their best performances for last. Gelnovatch led Virginia to its first ACC Championship since 1997.

In 2002, after his team finished 15-7, Gelnovatch watched four of his players step into the professional ranks to pursue playing careers in Major League Soccer, including the Missouri Athletic Club's Hermann Trophy Award winner and National Player of the Year nominee - Alecko Eskandarian. Eskandarian became the eventual No. 1 pick in the 2003 MLS SuperDraft and was joined in the draft by teammates David Comfort, Kenny Arena and Jacob LeBlanc.

In 2001, Gelnovatch guided UVa through a magical regular season. He led Virginia to its first undefeated regular season since 1986 after going 16-0-1 overall, 6-0-0 in the ACC. More impressive than going undefeated in the conference, the Cavaliers became the first ACC team to ever go undefeated in the league after winning all of its games by shutout. Gelnovatch was named the ACC Coach of the Year after his Cavaliers finished the season 17-2-1.

In 1997, the Cavaliers recorded the most wins ever under Gelnovatch (19), which ranks as the third highest win total in a single season at UVa after the Cavaliers posted an overall record of 19-4-3. Virginia finished as the NCAA runner-up after falling in the championship game. UVa won the ACC tournament title, outscoring its opponents 8-1 in three games.

Gelnovatch was named the 10th coach of the Virginia program on Jan. 3, 1996, after Bruce Arena announced he would end his 18-year career at the helm of Virginia Soccer to become head coach and assistant general manager of D.C. United.

Gelnovatch guided his 1996 team to an overall record of 16-3-3 and an ACC regular-season title. His 16 victories were the most ever by a first-year coach at Virginia, and his .795 winning percentage also was the best by a UVa coach in his first season. Gelnovatch became the first-ever Cavalier men's soccer coach to lead his squad to the NCAA tournament during his first year on the job. He then was honored as the 1996 ACC Coach of the Year.

ASSISTANT COACH HISTORY

Gelnovatch's first coaching position at Virginia began in 1989 when he became a part-time assistant and helped guide the Cavaliers to a share of the NCAA title and then an outright national championship in 1991. He was promoted to Arena's top assistant in June 1992 and helped the program complete its unprecedented four-year run of national championships (1991-94) and a record-setting campaign in 1995, which included just the second unbeaten regular season (16-0-2) by any ACC team in 14 years. Virginia finished with a 21-1-2 record in 1995 after losing to Duke 3-2 in the NCAA semifinals.

During Gelnovatch's years as an assistant, the UVa program compiled a record of 25-2-2 in the NCAA Tournament and 37-4-4 mark in the postseason (including the ACC Tournament). Virginia compiled an overall record of 138-18-14 (.853 winning percentage) during Gelnovatch's tenure as an assistant coach.

PLAYING CAREER

Gelnovatch graduated from Virginia in 1987 after playing a vital role on Cavalier teams that went 67-14-4 (.812) from 1983-86. He still ranks fifth on UVa's career scoring list (118 points) and fifth on the school's career goals list (49). From 1983-85, he teamed with UVa's second all-time leading scorer Jeff Gaffney to form one of the most potent forward tandems in Cavalier history. As a senior in 1986, Gelnovatch became UVa's third first-team All-American, while earning first-team All-ACC honors after being selected to the conference second-team his first three seasons. UVa made four NCAA tournament appearances and captured three ACC championships during Gelnovatch's college years.

Following his college career, Gelnovatch was drafted by the Minnesota Strikers of the Major Indoor Soccer League (MISL). His playing career also included three years in the American Professional Soccer League (APSL) from 1990-92 and a stint as a starting defender for Arena's D.C. United team in 1996.

Gelnovatch has rejoined Arena on several occasions, including as an assistant coach with the United States National Team in the 2002 World Cup. The U.S. team made a valiant run into the quarterfinal round of the World Cup and finished 2-2-1 in the event. In 1999, he was appointed to coach the Under-18 United States National Team.

PERSONAL

A native of Wall, N.J., Gelnovatch earned prep All-America honors while playing for Wall High School. He is married to the former Melissa Sanders. The couple has two children, Jake and Sunny.

GELNOVATCH COACHING RECORD

Year	Overall	ACC	ACC Finish	NCAA Tournament
1996	16-3-3	4-0-2	Runner-Up	1st Round
1997	19-4-3	3-1-2	Champions	NCAA Runner-Up
1998	16-4-3	4-1-1	Semifinals	Quarterfinals
1999	14-9-1	1-4-1	Runner-Up	2nd Round
2000	17-6-1	5-1-0	Runner-Up	Quarterfinals
2001	17-2-1	6-0-0	Runner-Up	2nd Round
2002	15-7-0	3-3-0	Runner-Up	2nd Round
2003	11-10-2	3-3-0	Champions	3rd Round
2004	18-5-1	4-3-0	Champions	Quarterfinals
2005	12-5-3	6-2-0	Quarterfinals	3rd Round
2006	17-4-1	5-3-0	Semifinals	NCAA Semifinals
2007	12-8-2	1-5-2	Quarterfinals	2nd Round
2008	11-9-1	4-4-0	Runner-Up	2nd Round
2009	19-3-3	4-3-1	Champions	NCAA Champions
2010	11-6-3	2-4-2	Semifinals	1st Round
2011	12-8-1	4-3-1	Semifinals	2nd Round
Career	237-93-29	59-40-12		

COACHING STAFF



MATT CHULIS

Associate Head Coach

Matt Chulis is serving in his seventh season with the Virginia men's soccer program, including his third as the team's associate head coach.

During Chulis' time on the Virginia coaching staff, the Cavaliers have reached six straight NCAA tournaments, made two NCAA College Cup appearances and won the 2009 NCAA Championship. Following the 2009 season, Chulis was elevated from assistant coach to associate head coach.

Prior to joining the UVa staff, Chulis spent several years playing professionally. He played for the Long Island Rough Riders in 2005 after spending three seasons (2002-04) in the United Soccer League (USL) playing for the Pittsburgh Riverhounds and Portland Timbers (2001).

Chulis spent time in Major League Soccer (MLS) playing for the Columbus Crew (1999-00) and the Chicago Fire (2001). Off the field, he served as the Super Y League Director for the Rough Riders. Chulis was a student assistant coach at Virginia while finishing up his bachelor's degree in sociology during the 2004-05 academic year. He holds his USSF "A" coaching license and USSF national youth license.

One of the most decorated Cavalier defenders in school history, Chulis played four seasons for Virginia (1995-98). He was a three-time NSCAA All-American and three-time All-ACC first-team selection. Chulis was named NSCAA National Defender of the Year in 1998. He led the Cavaliers to 32 shutouts in four seasons. Chulis started 93 games (fifth in school history) and played 8,483 career minutes (second in program history).

He is married to Colleen Minnock Chulis. The couple has a son, Luke, and a daughter, Adelle.



GABE BERNSTEIN

Operations Assistant

Gabe Bernstein is in his second season as the operations assistant for the UVa men's soccer team. Bernstein's responsibilities include overseeing the general welfare of the Virginia men's soccer student-athletes and assisting the coaching staff with day to day soccer operations and all aspects of video

editing and analysis.

He earned his master of education degree in athletic counseling from Springfield College in 2008 and his bachelor's degree in athletic administration from Penn State in 2004.

Bernstein played college soccer for the Nittany Lions, captaining the team his junior and senior year while also earning Academic All-Big Ten honors. Bernstein played two seasons of professional soccer in the United Soccer League for the Charleston Battery and the Pittsburgh Riverhounds from 2004-06.

Bernstein is a former academic coordinator on the University of Virginia academic affairs staff and worked with the UVa men's soccer program from 2008-09.



MICHAEL BEHONICK

Assistant Coach

Michael Behonick is in the midst of his third season as an assistant coach with the Virginia men's soccer program. He was named an assistant coach at Virginia in April 2010 and works directly with the Cavalier goalkeepers.

Behonick came to UVa after playing professional soccer with the Puerto Rico Islanders of the United Soccer Leagues (USL 1) since 2007 and serving as the Islanders' Academy assistant goalkeeper coach in 2009. His coaching experience also includes serving as the Director of Goalkeeping for the Syosset Soccer Club (Syosset, N.Y.) from 2006-08 and as a volunteer assistant at his alma mater, American University, in 2003.

Behonick has been a member of the Puerto Rico National Team since 2008 and also played professionally for Crystal Palace Baltimore (USL 2, 2007), the New York Red Bulls (Major League Soccer, 2006), Charleston Battery (USL 1, 2003-05), Harrisburg City Islanders (USL 2, 2004) and DC United (MLS SuperDraft Pick).

He holds his USSF "A" coaching license as well as a USSF National Goalkeeping License.

Behonick was a goalkeeper at American from 1999-2002, posting 16 shutouts and earning second team All-Patriot League honors as a junior. Behonick was the Eagles' captain in 2001 and 2002, and in those years American made NCAA Tournament appearances. Behonick's 2001 AU squad was the Patriot League Champions.

He earned his bachelor of arts in business administration from American in 2003.



WILL BATES

10

Forward
Senior • 6-0 • 185
Chester, Va. • Thomas Dale HS

2011

- Named First-Team All-ACC
- Named to NSCAA All-South Atlantic Region second team
- Started 15 matches at forward
- Suffered knee injury at Virginia Tech (10/21) and missed remainder of season
- Ranked fourth in ACC in goals (14) and points (32)
- Ranked seventh nationally in goals at time of injury; finished year 13th nationally in goals and 15th in points
- Recorded a hat trick in 4-3 loss at Wake (10/14)
- Scored game-winning goal in 84th minute and had assist in 2-1 upset win over then-No. 2 Maryland (10/7)
- Named ACC Co-Player of the Week on Oct. 11 after Maryland performance
- Fell one shy of the Virginia single-game school record with four goals against Radford (9/20); scored all four goals in first 20 minutes of match
- His goal against Cincinnati was game winner in 1-0 victory (9/2)
- Named to Hokie Invitational All-Tournament Team (9/2-4)
- Scored two goals, added two assists vs. Richmond

2010

- Appeared in 17 games and started each of those contests
- Cavaliers' leading scorer with eight goals and four assists (20 points)
- Three goals were game-winners (team high)
- Had two game-winning assists
- Scored two goals and added assist vs. Campbell (Nov. 2)
- Scored two goals and had two assists, tying a career-high six points, against Alabama A&M (Oct. 9)
- Had part in each of goals in UVa's 2-0 win over American (Sept. 21), scoring goal and assisting on another
- Was difference in Cavaliers' season opener vs. UAB (Sept. 3), scoring the game-winning goal
- Named to Missouri Athletic Club (MAC) Hermann Trophy Watch List
- Named to Virginia Sports Information Directors Association (VaSID) All-State second team

2009

- Named National Freshman of the Year by Soccer America
- NSCAA All-South Atlantic Region second team member
- Member of ACC's All-Freshman team
- The 2009 VaSID State Rookie of the Year
- Named to ACC All-Tournament team and scored game-winning goal in ACC Championship match vs. NC State (Nov. 7)
- Led Cavaliers with 12 goals and an assist
- Had team-high five game-winning goals
- Notched hat trick against Bucknell in second round of NCAA Tournament (Nov. 22)

HIGH SCHOOL

- Played for Under-18 National Team that competed at Northern Ireland Milk Cup in summer of 2009
- Also competed with Under-15 and Under-17 teams
- Four-year starter for two-time state champion Thomas Dale

High School

- Finished his high school career with 47 goals and 46 assists and was named to first team all-state, all-region and all-central district teams
- Played for Richmond Strikers on club level

PERSONAL

- Parents are Rich and Sue Bates

BATES' CAREER STATS

Year	GP-GS	Sh	SOG	G	A	Pts	GW
2009	25-21	58	29	12	1	25	5
2010	17-17	49	21	8	4	20	3
2011	18-12	61	27	14	4	32	3
Totals	60-50	168	77	34	9	77	11

Career Highs

- Goals: 4 (Radford, 9/20/11)
- Assists: 2 (Richmond, 8/20/11)
- Points: 8 (Radford, 9/20/11)



ERIC BIRD

11

Midfielder
Sophomore • 5-9 • 175
Virginia Beach, Va. • Frank W. Cox HS

2011

- Played in nine games, starting eight
- Suffered knee injury in UNC game (9/23) and missed remainder of season
- Had big game vs. Wisconsin (9/4), scoring first career goal and adding a game-winning assist on a Brian Ownby score

HIGH SCHOOL

- 2010 all-state, all-district and all-Tidewater selection
- Frank W. Cox won 2009 and 2010 VHSL State Championships and regional championships from 2008-2010
- Played for Region I Olympic Development Program (ODP) pool and team from 2007-2011
- Virginia '93 state team was the Region I ODP Champion in 2008
- Played for Beach FC - Fire, which was Virginia State Cup Champions in 2005, 2006 and 2010

PERSONAL

- Parents are Tony and Melanie Bird

BIRD'S CAREER STATS

Year	GP-GS	Sh	SOG	G	A	Pts	GW
2011	9-8	17	6	1	2	4	0

Career Highs

- Goals: 1 (Wisconsin, 9/4/11)
- Assists: 1 (2x, last vs. Radford 9/20/11)
- Points: 3 (Wisconsin, 9/4/11)



MATT BROWN

3

Defender
Sophomore • 6-1 • 165
Charlotte, N.C. • South Mecklenburg HS

2011

- Earned first college start against Liberty (Sept. 13)
- Appeared in four matches for the Cavaliers
- Named to ACC Academic Honor Roll

HIGH SCHOOL

- Played for Charlotte Soccer Academy and was member of Region III ODP team
- Captain of North Carolina Olympic Development Program (ODP) team, Brown trained with Reading FC U18 Academy in Reading, England, and played club soccer for Charlotte United Futbol Club
- Ranked No. 26 in TopDrawerSoccer.com 2011 National Top 100
- Four-year starter, two-year captain and two-time team MVP for South Mecklenburg High School
- Three-time all-conference, two-time all-region selection; also an all-state pick
- Named to National Soccer Coaches Association (NSCAA) All-South squad and was 2010 Southwestern Conference Player of the Year
- Earned Charlotte All-Observer first team honors
- Two-time team captain

PERSONAL

- Parents are Mike and Kathryn Brown

BROWN'S CAREER STATS

Year	GP-GS	Sh	SOG	G	A	Pts	GW
2011	4-1	0	0	0	0	0	0



ZACH CARROLL

2

Defender
Freshman • 6-3 • 185
Grand Blanc, Mich. • Grand Blanc HS

HIGH SCHOOL

- Named 2011 NSCAA National Boys High School Player of the Year
- Also named 2011 NSCAA Boys Youth All-American
- Earned Gatorade Fall Boys Soccer State Player of the Year Award in 2011
- Competed with 2011 U.S. U-17 Men's National Team
- Was starting centerback for U-17 Team at 2011 U-17 World Cup in Mexico and on squad that won 2011 U-17 CONCACAF Tournament in Jamaica
- Named Michigan's Mr. Soccer following senior year in 2011
- No. 7-ranked recruit by ESPN Rise on ESPNHS 150
- Ranked No. 2 regionally and No. 17 nationally in 2012 class by Top Drawer Soccer
- Named to Michigan's Dream Team in 2010 and 2011
- Tabbed Flint Journal's Athlete of the Year for boys soccer in 2010 and 2011
- Named Grand Blanc's 2011 Most Valuable Player
- Three-year team captain

- Two-time All-Regional Team selection
- Led team to pair of state semifinal appearances as well as three district championships in Division I
- Four-time All-League and All-District selection
- Named Detroit Athletic Club Male Athlete of the Year finalist in 2012
- Named Genesee County Kiwanis Club Male Student Athlete of the Year in 2012
- Coached by Greg Kehler at Grand Blanc High School
- Member of U.S. U-17 MNT Residency Program in Bradenton, Fla., in 2010 and 2011
- Also competed on Vardar SC Freiberg U.S. Soccer Developmental Academy Team from 2009-12
- Won championship at 2011 U-19 Husey International Tournament in Germany
- Also was placekicker on football team his junior and senior years
- Was member of high school's National Honor Society

PERSONAL

- Parents are Mark and Jodi Carroll
- Has one brother, Jacob, and one sister, Allison



CAMERON CHAVIRA

25

Forward
Junior • 5-9 • 160
Roanoke, Va. • Patrick Henry HS

2011

- Appeared in match against Richmond (8/29)

2010

- Appeared in three games

HIGH SCHOOL

- Named an ESPN third team high school All-American and had 51 goals and 26 assists during his high school career
- Played with Olympic Development Program (ODP), was consistently selected for the ODP Region I pool games and played in ODP National Championship game
- Played for Roanoke Star Soccer Club, a team which reached state semifinals and finals on multiple occasions and won U.S. Club Regional and National Championships
- Participated in Gothia Cup in Gothenburg, Sweden, and the Lond and Watford International Festival of Football in England
- Four-year starter and senior captain for Patrick Henry High School
- Earned first team all-district, all-region, all-state (AAA) and All-Timesland honors

PERSONAL

- Parents are Richard and Diane Chavira
- Has two sisters, Brynn and Devin

CHAVIRA'S CAREER STATS

Year	GP-GS	Sh	SOG	G	A	Pts	GW
2010	3-0	0	0	0	0	0	0
2011	1-0	2	1	0	0	0	0
Total	4-0	2	1	0	0	0	0



SHANE COOKE

28

Forward
Junior • 6-2 • 160
Warrenton, Va. • Liberty HS

2011

- Started in game against Richmond (8/29)
- Named to ACC Academic Honor Roll

2010

- Appeared in six games

2009

- Redshirt season

HIGH SCHOOL

- Holds Liberty High School's record for most goals in a game and season
- Product of the DC United Academy
- Member of Under-17 National Team
- Nominated as 2007 DC United Youth Player of the Year

PERSONAL

- Son of Jim Cooke

COOKE'S CAREER STATS

Year	GP-GS	Sh	SOG	G	A	Pts	GW
2010	6-0	0	0	0	0	0	0
2011	1-1	0	0	0	0	0	0
Total	7-1	0	0	0	0	0	0



ARI DIMAS

19

Midfielder
Redshirt Senior • 5-5 • 134
Chesapeake, Va. • Indian River HS

2011

- Started 15 games
- Returned to action Oct. 29 vs. BC after missing six matches with injury suffered in Clemson game (9/30)
- Named to Hokie Invitational All-Tournament Team (9/2-4)
- Scored game-winning goal against Richmond (8/29)
- Added assist on Will Bates' second goal in win over UR
- Played the full match in 11 of his 15 games
- Named to All-ACC Academic Soccer Team and ACC Academic Honor Roll

2010

- One of three Cavaliers to start all 20 matches
- Scored two goals and tied the team high with four assists (eight points)
- Both goals were game-winners
- Also added game-winning assist vs. Wake Forest at ACC Tournament (Nov. 10)
- Converted penalty kick and had assist against Liberty (Oct. 4) to give Virginia the 2-1 win

- Scored Cavaliers' lone goal at Clemson (Sept. 25) to lift UVa to victory

2009

- Appeared in 20 games, starting 10
- Finished season with a goal and an assist, both game-winning
- Scored first goal as a Cavalier in the 2009 NCAA Tournament third round match vs. Portland, giving UVa the 1-0 victory (Nov. 29)
- Assist came on Neil Barlow's game-winning goal vs. Mount St. Mary's (Sept. 15)

HIGH SCHOOL

- Four-year letterman and three-year captain at Indian River High School under coach Keith Freeman
- Three-time All-Southeastern District and two-time All-Eastern Region selection, tallying 35 goals and 40 assists for his career
- As a senior, was selected as Southeastern District's Player of the Year, in addition to earning All-Tidewater and All-State honors
- Also awarded team's Academic Award, Leadership Award, Sportsmanship Award and Team MVP Award during his career
- Played for Virginia Rush Soccer Club Development Academy and Chesapeake Select Soccer Club
- Was his high school's valedictorian

PERSONAL

- Parents are George and Treci Dimas
- Graduated last May with double major in sociology and philosophy; earned University's Algernon Sydney Sullivan Award for character and service (presented to two graduating seniors)

DIMAS' CAREER STATS

Year	GP-GS	Sh	SOG	G	A	Pts	GW
2009	20-10	9	3	1	1	3	1
2010	20-20	18	6	2	4	8	2
2011	15-15	4	3	1	1	3	1
Totals	55-45	31	12	4	6	14	4

Career Highs

- Goals: 1 (4x, last vs. Richmond, 8/29/11)
- Assists: 1 (6x, last vs. Richmond, 8/29/11)
- Points: 3 (2x, last vs. Richmond, 8/29/11)



MARCUS DOUGLAS 20

Midfielder
Junior • 5-11 • 150
Washington, D.C. • Gonzaga HS

2011

- Played in 13 matches, starting six at holding midfielder

2010

- Appeared in 14 games and tied for second on team with three assists
- First career point came off an assist against St. John's (Sept. 5)
- Tallied career-high two assists vs. Alabama A&M (Oct. 9)

2009

- Redshirt season

HIGH SCHOOL

- Two-time first team all-conference (WCAC) selection and second team all-metro selection
- Co-captained the Virginia state team that traveled to Germany
- Played for DC United Youth Team and Potomac Cougars on the club level

PERSONAL

- Parents are Kelwin and Gina Douglas

DOUGLAS' CAREER STATS

Year	GP-GS	Sh	SOG	G	A	Pts	GW
2010	14-0	1	1	0	3	3	0
2011	13-6	4	3	0	0	0	0
Totals	27-6	5	4	0	3	3	0

Career Highs

Assists: 2 (Alabama A&M, 10/9/10)

Points: 2 (Alabama A&M, 10/9/10)



WILL HARE 23

Defender
Redshirt Freshman • 5-8 • 160
Roanoke, Va. • Hidden Valley HS

2011

- Did not see game action

HIGH SCHOOL

- Four-year starter for Hidden Valley
- Named team MVP his senior year
- First Team All-Timesland his senior year
- Four-time all-district honoree
- Scored 23 goals his senior year
- Co-captain of Roanoke Star Club Team in 2010-11
- Also competed for Virginia State Team and Region I ODP

PERSONAL

- Parents are Walter and Carolyn Hare



BRIAN JAMES 17

Midfielder
Freshman • 5-11 • 150
Sunrise, Fla. • American Heritage

HIGH SCHOOL

- Scored 78 goals and tallied 168 assists in decorated career at American Heritage Boca/Delray
- Two-time ESPN Rise First-Team All-American (2011, 2012)
- Named 2012 Florida Gatorade Player of the Year
- Led nation in assists three times during high school career – in 2009 (44), 2011 (36) and 2012 (55)
- Led team to 2009 and 2011 FHSAA state championships
- Three-time Palm Beach Post Player of the Year (3A-2A-1A) – 2010, 2011, 2012
- Named Sun Sentinel Player of the Year (3A-2A-1A) in 2010 and 2012
- Team captain in 2011 and 2012
- Attended U.S. U-18 National Camp in Carson, Calif., in 2010
- Member of Weston Academy FC from 2010-12
- Selected to USSF Academy Starting XI South Conference three times
- Earned Gold Honor Award on Principal's Honor Roll

PERSONAL

- Parents are Alvin and Karen James
- Has one sister, Cassidy
- Father played professional soccer for Fort Lauderdale Strikers (1989-94) and collegiately at UNC Greensboro (1985-87) and Florida International (1987-89)



SPENCER LACIVITA 1

Goalkeeper
Sophomore • 6-1 • 178
Raleigh, N.C. • Millbrook HS

2011

- Started all 21 matches, playing every minute of the year
- Fourth in ACC in saves (78), fifth in GAA (1.25)
- Recorded third-most saves in single season in UVa history
- Second in ACC in shutouts (7); second-most shutouts by freshman in UVa history (Jeff Causey, 10 in 1990)
- Earned first shutout in win over Cincinnati (Sept. 2)
- Played 1,944 minutes – sixth most in a season in program history
- First UVa freshman goalkeeper to start an ACC tournament game since 1999, when David Comfort was in goal
- First true freshman to start in goal for a UVa season opener in George Gelnovatch's tenure as head coach at UVa

HIGH SCHOOL

- Ranked No. 3 goalkeeper (2011), No. 24 overall player and No. 1 overall player in South Atlantic Region by TopDrawerSoccer.com
- Ranked No. 2 goalkeeper in the country (2011) by ESPN Rise
- 2010 National Soccer Coaches Association of America (NSCAA) All-American
- Four-year starter for Millbrook; earned all-state, all-region and all-county honors his final three years
- Won 2010 New York Red Bull High School Cup

- Captained Under-15/Under-16 CASL Chelsea FC Academy team that was a national finalist and posted 19 shutouts
- Member of the Under-17 National Team residency camp (2008) and Under-15 National Team (2008)
- Member of National Honor Society

PERSONAL

- Parents are Emil and Nancy LaCivita
- Has two brothers, Taylor and Kyle

LACIVITA'S CAREER STATS

Year	GP-GS	GA	GaAvg	Saves	SavePct	Record	Shutouts
2011	21-21	27	1.25	78	.743	12-8-1	7

Career Highs

Saves: 7 (Charlotte, 9/16/12)
Goals Against: 4 (at Wake Forest, 10/14/11)



**BRYAN
LIMA**

5

Midfielder
Redshirt Sophomore • 5-6 • 145
Boca Raton, Fla. • North Broward Prep

2011

- Redshirt season; missed year with knee injury

2010

- Member of 2010-11 ACC Academic Honor Roll
- Appeared in eight games and tallied a goal and an assist for three points
- Scored first career goal in the Cavaliers' 4-1 win over Campbell on Nov. 2
- Assisted on a goal in UVa's 10-0 shutout of Alabama A&M (Oct. 9)

HIGH SCHOOL

- 2010 Miami Herald and Orlando Sun-Sentinel Player of the Year for North Broward Prep
- Left North Broward Prep as all-time leader in both assists and points
- Four-time selection to the Herald and Sun Sentinel's All-County teams
- Participated in the All-State Tournament

PERSONAL

- Parents are Hermann and Cristine Lima
- Has a brother, Dylan and a sister, Natalie

LIMA'S CAREER STATS

Year	GP-GS	Sh	SOG	G	A	Pts	GW
2010	8-0	2	1	1	1	3	0
2011	DNP						

Career Highs

Goals: 1 (Campbell, 11/2/10)
Assists: 1 (Alabama A&M, 10/9/10)
Points: 2 (Campbell, 11/2/10)



**DARIUS
MADISON**

9

Forward
Freshman • 5-8 • 160
Philadelphia, Pa. • LaSalle College HS

HIGH SCHOOL

- Named All-State, All-Catholic League and All-Region selection in 2011
- Ranked No. 47 in Top Drawer Soccer's Top 150 recruits
- Scored 20 goals in 2011 in leading LaSalle College HS to Philadelphia Catholic League title
- Played club with FC Delco
- Selected to play in ESPNHS High School All-American Game
- Competed with Region I Boys Olympic Development Program; earned Golden Boot Award at 2011 Trofeo Scopigno Tournament in Rieti, Italy
- Named to the 2011 NSCAA High School All-Region II Team
- Named 2011 Times Herald Player of the Year

PERSONAL

- Parents are Charles Madison and Dianna Knight
- Has two brothers and two sisters



**KEVIN
MCBRIDE**

15

Defender
Junior • 6-0 • 160
Fairfax, Va. • Chantilly HS

2011

- Started against West Virginia (Aug. 26) and also played against Richmond

2010

- Appeared in two games for the Cavaliers

HIGH SCHOOL

- Played for DC United and RFC 91 at the club level
- 2009 US Soccer Under-18 National Championship finalist
- TopDrawerSoccer.com Regional Top 20 selection
- Captained the Under-18 DC United Academy team
- Four-year starter at Chantilly High School, where he was also captain and team MVP
- Earned all-metro, all-region and all-district distinction while at Chantilly
- Four-year member of the Northern Region Athletic Honor Roll

PERSONAL

- Son of John and Donna McBride
- Has a brother, David, and two sisters, Katie and Laura. Katie played soccer at James Madison from 2000-04

MCBRIDE'S CAREER STATS

Year	GP-GS	Sh	SOG	G	A	Pts	GW
2010	2-0	0	0	0	0	0	0
2011	2-1	0	0	0	0	0	0
Totals	4-1	0	0	0	0	0	0



KYLE McCORD

22

Forward/Midfielder
Sophomore • 6-3 • 170
Chester Springs, Pa. • The Haverford School

2011

- Appeared in nine games
- Came off the bench in Richmond game and recorded goal on first career shot (8/29)
- Also assisted on Felipe Libreros goal against Richmond (8/29)

HIGH SCHOOL

- Starter for New York Red Bulls Academy team and varsity starter in high school from 2009-2011
- Team was State Cup Champions in 2004, 2006 and 2007, Region I finalists in 2006, Region I semifinalists in 2007 and Nike Manchester United Premier Cup finalists
- Invited to Academy Select Training Camp twice and he played EPYSA ODP for three years
- Practiced with Argentina National Team

PERSONAL

- Parents are James and Aileen McCord
- Has a brother, Brendin, and two sisters, Allison and Jillian
- Brother played soccer at Drew University

MCCORD'S CAREER STATS

Year	GP-GS	Sh	SOG	G	A	Pts	GW
2011	9-0	2	1	1	1	3	0

Career Highs

Goals: 1 (Richmond, 8/29/11)
Assists: 1 (Richmond, 8/29/11)
Points: 3 (Richmond, 8/29/11)



MATT MILLS

24

Midfielder
Sophomore • 5-10 • 155
Greensboro, N.C. • Walter Hines Page HS

2011

- Appeared in three matches

HIGH SCHOOL

- Named all-state
- Two-time All-Piedmont Region
- Three-time All-Conference Metro 4A
- Named to ESPN Rise Starting 11 Team in 2010
- Led team to 4A state championship his junior year
- Team captain as senior; had 17 goals and 10 assists
- Scored 35 goals, 20 assists in career
- Played club ball with North Carolina Fusion (2008-10)
- Also competed in 2008 on North Carolina I ODP Team and Region III Camp
- Played on North Carolina II ODP Team in 2006-2007
- Graduated 10th in class of 410
- Inducted into National Honor Society
- Was business manager and sports editor of high school newspaper

PERSONAL

- Parents are Joel and Liz Mills
- Father also attended UVa
- Has one sister, Caitlin, and one brother, Nicholas

MILLS' CAREER STATS

Year	GP-GS	Sh	SOG	G	A	Pts	GW
2011	3-0	1	1	0	0	0	0



MATT MISCIONE

0

Goalkeeper
Redshirt Junior • 6-1 • 165
Ashburn, Va. •
Bryant Univ./Stone Bridge HS

2011

- Did not see game action
- Named to ACC Academic Honor Roll for second straight year

2010

- Named to 2010-11 ACC Academic Honor Roll
- Redshirt season

AT BRYANT UNIVERSITY (2009)

- Played one season for Bryant University (2009) and started 14 games, posting four shutouts

HIGH SCHOOL

- First team all-district and first team All-Northern Region in 2009
- Earned all-state and all-met honors in 2009
- Starting goalkeeper for Stone Bridge High School as senior, leading team to 18-2-1 overall record and Liberty District and Regional Tournament Championships
- Second team all-district and Defensive MVP in 2008
- Broke school record for most shutouts in one season with 12 as a senior
- Played club soccer for Mclean MPS 90. The team was the Bethesda Thanksgiving Champion
- Played for Virginia State ODP team
- AP scholar and National Honor Society, Spanish Honors Society and Math Honors Society member
- A scholar-athlete

PERSONAL

- Born in Bangkok, Thailand
- Son of Nicholas and Rarai Miscione



SEAN MURNANE 26

Defender
Redshirt Junior • 6-1 • 165
Centerville, Va. • Westfield HS

2011

- Did not compete (redshirt season)
- Named team's Most Valuable Player in 2012 spring season

2010

- Started and played in all 20 matches at defender and midfielder
- Tied for team lead with four assists
- Scored first career goal in win over St. John's (Sept. 5)
- Recorded three assists against Alabama A&M (Oct. 9)

2009

- Appeared in four games

HIGH SCHOOL

- ESPN Rise First-Team All-American in 2009
- Named All Met Player of the Year in 2009
- 2009 Virginia State Player of the Year
- Named First-Team all-state, all-region and all-district in 2008 and 2009
- Led Northern Virginia in goals in 2008 and 2009
- Listed on TopDrawerSoccer's Players to Watch in 2009
- Captain of Under-18 DC United Academy Team in 2009
- Four-year starter in high school

PERSONAL

- Son of Kevin Murnane

MURNANE'S CAREER STATISTICS

Year	GP-GS	Sh	SOG	G	A	Pts	GW
2009	4-0	0	0	0	0	0	0
2010	20-20	13	5	1	4	6	0
2011	DNP						
Totals	24-20	13	5	3	4	6	0

Career Highs

Goals: 1 (St. John's, 9/5/10)

Assists: 3 (Alabama A&M, 10/9/10)

Points: 3 (2x, last vs. Alabama A&M, 10/9/10)



JORDAN POARCH 27

Midfielder
Freshman • 5-11 • 165
Middletown, Del. • Sanford School

HIGH SCHOOL

- Four-year varsity starter who racked up 47 goals and 24 assists in high school
- Two-time conference player of the year
- Three-time First-Team All-State honoree
- Three-time First-Team All-Conference honoree
- Regional All-American in 2011
- Trained with the Philadelphia Union 18s
- 2010-11 ODP Region 1 pool player; played in Croatia and California as part of program
- Member of Kirkwood Ajax club team; squad won state championships from 2010-12
- Club team was Disney Showcase winner in 2010
- Also ran winter track and played baseball for a year in high school

PERSONAL

- Parents are Brad and Cynthia Poarch
- Has two brothers, Stephen and Chad, and one sister, Alyssa



MARCUS
**SALANDY-
DEFOUR** **16**

Forward/Midfielder
Freshman • 5-9 • 160
Kensington, Md. • Georgetown Prep

HIGH SCHOOL

- Ranked No. 25 on ESPNHS Class of 2012 150 College Prospects list
- Tabbed No. 18 on College Soccer News Top 150 Recruits list
- Four caps with U-18 Men's National Team
- Member of MLS SUM Cup championship team
- U.S. Development Academy select team
- Four-year starter at Georgetown Prep
- Three-time IAC first team
- Two-time First-Team All-Gazette
- All-Met honorable mention
- Three-year member of Maryland ODP Team
- Two-time Region I team
- Played four years with DC United Academy

PERSONAL

- Parents are Ricardo and Kim Salandy-Defour
- Has one brother, Scott, who graduated from Maryland



GRANT
SILVESTER **4**

Defender
Sophomore • 6-0 • 168
Sacramento, Calif. • Rio Americano HS

2011

- Played in eight games, starting seven at defender
- Played full 90 minutes for first time against Wisconsin (Sept. 4)
- Named to ACC Academic Honor Roll

HIGH SCHOOL

- Competed at Under-18 National Team training camp in 2010 and 2011
- Was member of US Soccer Development Academy Western Conference Starting XI in 2010 and 2011 and 2010 Development Academy Select Team
- For the California Development Academy, he was the team captain and a member of the Cal North Olympic Development Program (ODP) team for three years
- While at Rio Americano High School, he was team captain and selected MVP
- Finished 2010 season with 24 goals and 16 assists en route to earning Capital Athletic League's Most Valuable Offensive Player award
- Led team to 2008, 2009 and 2010 Capital Athletic League championships
- Named team defensive MVP as junior
- Earned Jack Scott Athletic Award
- Scholar-athlete all four years

- Served as Rio Americano's football kicker in 2011; scored 41 points and recorded pair of tackles
- Played golf in 2008 and was JV Team MVP
- Member of National Honor Society

PERSONAL

- Parents are Kent and Michelle Silvester
- Has one sister, Paige

SILVESTER'S CAREER STATS

Year	GP-GS	Sh	SOG	G	A	Pts	GW
2011	8-7	1	0	0	0	0	0



CHRIS
SOMERVILLE **8**

Forward/Midfielder
Sophomore • 5-9 • 180
West Chester, Pa. • Unionville HS

2011

- Played in 13 games with nine starts
- Missed seven matches from Sept. 23-Oct. 21 with mononucleosis
- Returned to lineup Oct. 25 vs. American and played the entire second half; also played full second half vs. BC (10/29)
- Notched assist on Brian Ownby goal vs. American (10/25)
- Recorded first career goal in win over Richmond (8/29)

HIGH SCHOOL

- Four-year varsity starter and captain of his high school team and a major factor in the team's two league titles and one district title
- Long-time FC Delco player, competed with the Baltimore Bays Chelsea Club on Under-18 Academy Team
- In 2010, was selected to play for the Philadelphia Union's Under-17 Team and competed in the 2010 MLS SumCup in Houston, Texas
- National Pool player with call-ups with the Under-15 and Under-18 teams

PERSONAL

- Parents are Sam and Amy Somerville

SOMERVILLE'S CAREER STATS

Year	GP-GS	Sh	SOG	G	A	Pts	GW
2011	13-9	13	2	1	1	3	0

Career Highs

- Goals: 1 (Richmond, 8/29/11)
- Assists: 1 (American, 10/25/11)
- Points: 2 (Richmond, 8/29/11)



KYLER SULLIVAN 13

Defender
Sophomore • 5-8 • 156
Stafford, Va. • North Stafford HS

2011

- Appeared in 14 games, starting 13
- Played full game in his final 12 starts
- Recorded first assist on Zinkhan goal vs. Navy (10/11)
- Started season opener against WVU (8/26)

HIGH SCHOOL

- Named first-team all-state and all-met as senior
- Two-time first-team all-region selection (2009 and 2010)
- Four-time all-district and all-area honoree
- Four-year varsity starter at North Stafford
- Earned team's Unsung Hero Award for defense as freshman

PERSONAL

- Parents are Hugh and Audrey Sullivan
- Has one brother, Sheldon

SULLIVAN'S CAREER STATS

Year	GP-GS	Sh	SOG	G	A	Pts	GW
2011	14-13	4	0	0	1	1	0

Career Highs

Assists: 1 (Navy, 10/11/11)
Points: 1 (Navy, 10/11/11)



SCOTT THOMSEN 6

Defender
Freshman • 5-10 • 160
Brick, N.J. • Christian Brothers Academy

HIGH SCHOOL

- Named 2012 ESPNHS First-Team All-American
- Named First-Team All-State in 2012; third-team honoree in 2010
- First-Team All-Shore in 2010 and 2012
- Named All-Monmouth County in 2012
- Earned Central Jersey Player of the Year honors in 2012
- Named 2012 Jersey Player of the Year by Jersey Sports Newspaper
- Team captain in 2012
- Did not compete in 2011 because of injury
- Coached by Dan Keane at CBA
- Earned 2012 Scholar Athlete honors at CBA
- Earned 1st Honors every semester in high school
- Member of Spanish Honors Society

PERSONAL

- Parents are David and Kathleen Thomsen
- Has one sister, Dana, and one brother, Brian



TODD WHARTON 7

Midfielder
Freshman • 5-11 • 160
Glen Allen, Va. • Deep Run HS

HIGH SCHOOL

- 2011-12 ESPN Virginia Gatorade Player of the Year
- 2011 NSCAA Youth All-American
- 2011-12 Times Dispatch/Sportsbackers Scholar Athlete of the Year
- 2011 Colonial District Player of the Year
- Holds Deep Run's single-season record with 36 goals in 2012 and career record with 75 goals
- Also holds Deep Run's single-season and career records for assists – 25 assists in 2012 and 55 career helpers
- Two-time First-Team All-State, First-Team All-Central Region and First-Team All-Metro (2011, 2012)
- Two-time team MVP
- Four-time Silver Boot Award winner (team leader in assists) and two-time Golden Boot Award winner (team leader in goals)
- Academic All-State honoree
- Coached by Frank Ford at Deep Run
- Named Outstanding Wildcat Scholar in Foreign Language and Sciences in 2009 and 2011
- Earned Straight A Honors from 2008-2010; member of Spanish Honor Society, Beta Club and Key Club

PERSONAL

- Parents are Greg and Cindy Wharton
- Has one brother, Bryan, who played soccer at Hampden-Sydney (2008-12)
- Father played football at William and Mary (1984-88)



WILL WHORTON 18

Goalkeeper
Redshirt Junior • 6-1 • 170
Atlanta, Ga. • Northview HS

2010 AND 2011

- Did not compete

2009

- Started in goal in Mount St. Mary's match and played first 45 minutes to earn win
- Shut out MSM during his half of action

HIGH SCHOOL

- A member of the 2008 Georgia State Under-17 champion and Region III semifinalist team
- Played for the Norcross Fury on the club level
- Team was ranked No. 1 in the state of Georgia

PERSONAL

- Parents are Russell and Janice Whorton



RYAN
ZINKHAN

21

Forward
Sophomore • 5-9 • 152
Fredericksburg, Va. • Riverbend HS

2011

- Named to ACC All-Freshman Team
- Earned spot on All-ACC Academic Soccer Team
- Played in all 21 games and started 17, including 13 of the last 14
- UVa's freshman leader in points (11); fourth on team in goals (4) and assists (3)
- Played forward, midfield and defender
- Scored game-winning goal, added assist in win over NC State (11/3)
- Scored goal in victory over Navy (10/11)
- Tallied UVa's first goal in win over Maryland (10/7)
- Started at forward at Clemson (9/30) and scored game-winning goal (first career score)
- Recorded assist on Ari Dimas' game-winning goal in win over Richmond (8/29)
- Named to All-ACC Academic Soccer Team and ACC Academic Honor Roll

HIGH SCHOOL

- 2010 Gatorade Player of the Year in Virginia
- Washington Post All-Metro Area Player of the Year and first team all-metro
- Earned first team all-district honors from 2007-10
- 2010 Free-Lance Star Player of the Year
- Member of the Free-Lance Star all-area team from 2008-11
- Member of U.S. Academy Select Team from 2009-10 and competed in Under-17 and Under-18 National Camps from 2009-10
- All-time leading scorer at Riverbend with 61 goals
- Also competed on Richmond Strikers U.S. Academy Select Team from 2009-11 and Fredericksburg Gunners PDL squad in 2007
- Earned his school's Academic Award for four straight years for maintaining a 3.5 GPA

PERSONAL

- Parents are Richard and Rachel Zinkhan
- Has a sister, Ashley, and a brother, Noah

ZINKHAN'S CAREER STATS

Year	GP-GS	Sh	SOG	G	A	Pts	GW
2011	21-17	22	11	4	3	11	2

Career Highs

Goals: 1 (4x, last vs. NC State, 11/3/11)
 Assists: 1 (3x, last vs. NC State, 11/3/11)
 Points: 3 (2x, last vs. NC State, 11/3/11)

2011 SEASON STATISTICS

12-8-1 OVERALL • 4-3-1 ACC • 8-5-0 HOME • 2-1-1 AWAY • 2-2-0 NEUTRAL

##	Name	GP-GS	G	A	Pts	Sh	Shot%	GW	PK-ATT	CAREER STATISTICS							
										GP-GS	G	A	Pts	Sh	Shot%	GW	PK-ATT
10	Will Bates	15-15	14	4	32	61	.230	3	4-5	57-53	34	9	77	168	.202	11	4-5
23	Brian Span	21-21	7	5	19	57	.123	2	1-1	41-39	12	8	32	85	.141	3	1-1
9	Brian Ownby	18-12	6	2	14	47	.128	2	0-0	72-50	21	10	52	192	.109	8	0-0
21	Ryan Zinkhan	21-17	4	3	11	22	.182	2	0-0	21-17	4	3	11	22	.182	2	0-0
17	Hunter Jumper	17-17	2	4	8	20	.100	1	0-0	79-79	5	13	23	69	.072	2	0-0
27	Calvin Rezende	16-10	2	2	6	19	.105	1	0-0	16-10	2	2	6	19	.105	1	0-0
7	Felipe Libreros	21-15	1	4	6	23	.043	0	0-0	41-26	2	5	9	36	.056	0	0-0
11	Eric Bird	9-8	1	2	4	17	.059	0	0-0	9-8	1	2	4	17	.059	0	0-0
8	Chris Somerville	13-9	1	1	3	13	.077	0	0-0	13-9	1	1	3	13	.077	0	0-0
19	Ari Dimas	15-15	1	1	3	4	.250	1	0-0	55-45	4	6	14	31	.129	4	1-2
22	Kyle McCord	9-0	1	1	3	2	.500	0	0-0	9-0	1	1	3	2	.500	0	0-0
31	Kyler Sullivan	14-13	0	1	1	4	.000	0	0-0	14-13	0	1	1	4	.000	0	0-0
6	Greg Monaco	16-16	0	1	1	3	.000	0	0-0	64-61	2	2	6	21	.095	1	0-0
15	Mike Volk	19-19	0	0	0	10	.000	0	0-0	64-62	1	0	2	17	.059	1	0-0
20	Marcus Douglas	13-6	0	0	0	4	.000	0	0-0	27-6	0	3	3	5	.000	0	0-0
16	Sean Hiller	12-7	0	0	0	3	.000	0	0-0	45-27	2	3	7	11	.182	0	1-1
13	Conner Rezende	5-0	0	0	0	3	.000	0	0-0	5-0	0	0	0	3	.000	0	0-0
25	Cameron Chavira	1-0	0	0	0	2	.000	0	0-0	4-0	0	0	0	2	.000	0	0-0
30	Matt Mills	3-0	0	0	0	1	.000	0	0-0	3-0	0	0	0	1	.000	0	0-0
4	Grant Silvester	8-7	0	0	0	1	.000	0	0-0	8-7	0	0	0	1	.000	0	0-0
28	Shane Cooke	1-1	0	0	0	0	.000	0	0-0	7-1	0	0	0	0	.000	0	0-0
24	Trey Saunders	1-0	0	0	0	0	.000	0	0-0	1-0	0	0	0	0	.000	0	0-0
3	Matt Brown	4-1	0	0	0	0	.000	0	0-0	4-1	0	0	0	0	.000	0	0-0
2	Kevin McBride	2-1	0	0	0	0	.000	0	0-0	4-1	0	0	0	0	.000	0	0-0
	Total	21	40	31	111	316	.127	12	5-6								
	Opponents	21	27	22	76	267	.101	8	4-5								

##	Name	GP-GS	Mins	GA	Avg	Saves	Pct	W	L	T	Sho	GP-GS	Mins	GA	Avg	Saves	Pct	W	L	T	Sho
1	Spencer LaCivita	21-21	1943:03	27	1.25	78	.743	12	8	1	7	21-21	1943:03	27	1.25	78	.743	12	8	1	7
	Total	21	1943:03	27	1.25	81	.750	12	8	1	7										
	Opponents	21	1943:03	40	1.85	80	.667	8	12	1	6										

TEAM STATISTICS

SHOT STATISTICS

	VA	OPP
Goals-Shot attempts	40-316	27-267
Goals scored per game	1.90	1.29
Shot pct.	.127	.101
Shots on goal-Attempts	120-316	108-267
SOG pct.	.380	.404
Shots/Game	15.0	12.7
Assists	31	22
CORNER KICKS	103	86
PENALTY KICKS	5-6	4-5
PENALTIES		
Yellow cards	26	28
Red cards	3	1

ATTENDANCE

Total	18766	7503
Dates/Avg Per Date	13/1444	4/1876
Neutral Site #/Avg	4/1750	

GOALS BY PERIOD

	1st	2nd	OT	OT2	Total
Virginia	17	22	0	1	40
Opponents	10	14	2	1	27

SHOTS BY PERIOD

	1st	2nd	OT	OT2	Total
Virginia	139	169	4	4	316
Opponents	104	154	6	3	267

SAVES BY PERIOD

	1st	2nd	OT	OT2	Total
Virginia	30	49	1	1	81
Opponents	38	40	2	0	80

CORNER KICKS BY PERIOD

	1st	2nd	OT	OT2	Total
Virginia	49	51	2	1	103
Opponents	38	47	0	1	86

FOULS BY PERIOD

	1st	2nd	OT	OT2	Total
Virginia	134	130	4	5	273
Opponents	112	127	2	3	244

2011 SEASON RESULTS

Date	Opponent	Score	Overall	Conf.	Att.	Keeper of Record	Goals (Assists) - GWG in CAPS
¹ Aug 26, 2011	vs #17 West Virginia	L, 0-1	0-1-0	0-0-0	3012	Spencer LaCivita	
Aug 29, 2011	RICHMOND	W, 7-1	1-1-0	0-0-0	1786	Spencer LaCivita	Brian Span (Will Bates) ARI DIMAS (Ryan Zinkhan) Chris Somerville (Will Bates) Will Bates (penalty kick) Will Bates (Ari Dimas) Kyle McCord (Calvin Rezende) Felipe Libreros (Kyle McCord)
Sep 02, 2011	vs Cincinnati	W, 1-0	2-1-0	0-0-0	239	Spencer LaCivita	WILL BATES (Brian Span)
Sep 04, 2011	vs Wisconsin	W, 4-2	3-1-0	0-0-0	256	Spencer LaCivita	Eric Bird (Felipe Libreros) Brian Ownby (Brian Span) BRIAN OWNBY (Eric Bird) Will Bates (Felipe Libreros)
* Sep 09, 2011	at Duke	W, 1-0	4-1-0	1-0-0	1728	Spencer LaCivita	BRIAN SPAN (Will Bates)
Sep 13, 2011	LIBERTY	L, 0-2	4-2-0	1-0-0	1138	Spencer LaCivita	-
Sep 16, 2011	#19 CHARLOTTE	L, 1-2 OT	4-3-0	1-0-0	2135	Spencer LaCivita	Will Bates (penalty kick)
Sep 20, 2011	RADFORD	W, 4-3	5-3-0	1-0-0	1005	Spencer LaCivita	Will Bates (Eric Bird) Will Bates (Calvin Rezende) Will Bates (unassisted) WILL BATES (Brian Span)
* Sep 23, 2011	#4 NORTH CAROLINA	L, 0-3	5-4-0	1-1-0	2569	Spencer LaCivita	-
* Sep 30, 2011	at Clemson	W, 2-0	6-4-0	2-1-0	1471	Spencer LaCivita	RYAN ZINKHAN (Brian Span) Brian Span (unassisted)
* Oct 07, 2011	#2 MARYLAND	W, 2-1	7-4-0	3-1-0	2898	Spencer LaCivita	Ryan Zinkhan (Will Bates) WILL BATES (Ryan Zinkhan)
Oct 11, 2011	NAVY	W, 2-0	8-4-0	3-1-0	1018	Spencer LaCivita	BRIAN OWNBY (Hunter Jumper) Ryan Zinkhan (Kyler Sullivan)
* Oct 14, 2011	at Wake Forest	L, 3-4	8-5-0	3-2-0	2998	Spencer LaCivita	Will Bates (Hunter Jumper) Will Bates (penalty kick) Will Bates (Felipe Libreros)
Oct 18, 2011	HOWARD	W, 2-0	9-5-0	3-2-0	960	Spencer LaCivita	HUNTER JUMPER (unassisted) Will Bates (penalty kick)
* Oct 21, 2011	at Virginia Tech	T, 0-0 2OT	9-5-1	3-2-1	1306	Spencer LaCivita	-
Oct 25, 2011	AMERICAN	W, 2-0	10-5-1	3-2-1	907	Spencer LaCivita	CALVIN REZENDE (unassisted) Brian Ownby (Chris Somerville)
* Oct 29, 2011	#13 BOSTON COLLEGE	L, 1-2	10-6-1	3-3-1	1676	Spencer LaCivita	BRIAN SPAN (penalty kick)
* Nov 03, 2011	NC STATE	W, 4-1	11-6-1	4-3-1	1179	Spencer LaCivita	Brian Ownby (Ryan Zinkhan) RYAN ZINKHAN (Brian Span) Calvin Rezende (Brian Ownby) Brian Span (Brian Ownby; Felipe Libreros)
² Nov 08, 2011	WAKE FOREST	W, 4-3 2OT	12-6-1	4-3-1	907	Spencer LaCivita	Hunter Jumper (unassisted) Brian Ownby (Hunter Jumper) Brian Span (Hunter Jumper) BRIAN SPAN (Greg Monaco)
³ Nov 11, 2011	vs #3 North Carolina	L, 0-1 OT	12-7-1	4-3-1	3492	Spencer LaCivita	-
⁴ Nov 17, 2011	#23 DELAWARE	L, 0-1 2OT	12-8-1	4-3-1	588	Spencer LaCivita	-

* ACC match | ¹ ACC-Big East Challenge (Germantown, Md.) | ² ACC Tournament Quarterfinal (Charlottesville, Va.) | ³ ACC Tournament Semifinal (Cary, N.C.) | ⁴ NCAA Tournament First Round (Charlottesville, Va.)

2011 ACC REVIEW

2011 ACC FINAL STANDINGS

School	ACC Games						Overall						Home	Away	Neutral
	W	L	T	Pct.	GF	GA	W	L	T	Pct.	GF	GA			
North Carolina	5	1	2	.750	13	5	21	2	3	.865	58	18	3-0	9-0-1	W 1
Maryland	4	2	2	.625	17	9	14	4	3	.738	48	22	1-1	4-4-2	L 1
VIRGINIA	4	3	1	.562	13	11	12	8	1	.595	40	27	2-2	5-4-1	L 2
Duke	4	3	1	.562	20	15	11	8	3	.568	44	30	0-1	4-4-2	L 1
Wake Forest	4	3	1	.562	14	14	8	8	5	.500	28	31	0-0	3-3-4	L 1
Boston College	4	4	0	.500	11	15	14	6	1	.690	35	26	2-1	6-3-1	T 1
Clemson	4	4	0	.500	11	14	8	8	2	.500	23	26	0-0	5-3-2	T 1
NC State	2	6	0	.250	12	22	7	11	2	.400	22	32	2-1	3-7	L 1
Virginia Tech	1	6	1	.188	7	13	4	13	2	.263	15	25	0-1	1-7-2	L 4

2011 ACC HONORS

All-ACC First Team

Kyle Bekker	Boston College	Jr.	M
Charlie Rugg	Boston College	Jr.	F
James Belshaw	Duke	Jr.	GK
Andrew Wenger	Duke	Jr.	F
John Stertzler	Maryland	Jr.	MF
Casey Townsend	Maryland	Sr.	F
Scott Goodwin	North Carolina	Jr.	GK
Matt Hedges	North Carolina	Sr.	D
Enzo Martinez	North Carolina	Jr.	MF
Billy Schuler	North Carolina	Jr.	F
Will Bates	Virginia	Jr.	F
Jared Watts	Wake Forest	So.	MF

All-ACC Second Team

Chris Ager	Boston College	So.	D
Cody Mizell	Clemson	So.	G
Sebastien Ibeagha	Duke	So.	D
Nick Palodichuk	Duke	Fr.	F
Sunny Jane	Maryland	So.	M
Taylor Kemp	Maryland	Jr.	D
Patrick Mullins	Maryland	So.	F
London Woodberry	Maryland	Jr.	D
Kirk Urso	North Carolina	Sr.	M
Brian Ownby	Virginia	Sr.	M
Brian Span	Virginia	So.	M

2011 All-ACC Freshman Team

Diego Medina-Mendez	Boston College	MF
Brynjar Benediktsson	Clemson	F
Amadou Dia	Clemson	F
Andrew Morales	Duke	MF
Nick Palodichuk	Duke	F
Mikey Lopez	North Carolina	M
Jordan McCrary	North Carolina	D
Boyd Okwuonu	North Carolina	D
Ryan Zinkhan	Virginia	F
Teddy Mullin	Wake Forest	M
Sean Okoli	Wake Forest	F

2011 Offensive Player of the Year

Andrew Wenger Duke

2011 Defensive Player of the Year

Matt Hedges North Carolina

2011 Freshman of the Year

Mikey Lopez North Carolina

2011 Coach of the Year

Carlos Somoano North Carolina

2011 ACC LEADERS

Goals Scored

Goals	GPG
Casey Townsend, Maryland	17 0.81
Andrew Wenger, Duke	17 0.77
Billy Schuler, North Carolina	16 0.64
Will Bates, Virginia	14 0.93
John Stertzler, Maryland	14 0.74
Nazmi Albadawi, NC State	9 0.45
Enzo Martinez, North Carolina	9 0.35
Kyle Bekker, Boston College	8 0.40
Charlie Rugg, Boston College	8 0.38
Diego Medina-Mendez, Boston College	8 0.38
Nick Palodichuk, Duke	8 0.36

Assists Per Game

Assists	APG
Chris Tweed-Kent, Duke	12 0.55
Enzo Martinez, North Carolina	11 0.42
Sunny Jane, Maryland	8 0.40
Ben Speas, North Carolina	10 0.38
Andrew Wenger, Duke	8 0.36

Shots Per Game

Shots	SPG
Andrew Wenger, Duke	113 5.14
Casey Townsend, Maryland	106 5.05
Will Bates, Virginia	61 4.07
Billy Schuler, North Carolina	90 3.60
Nazmi Albadawi, NC State	70 3.50

Points Per Game

Points	PPG
Will Bates, Virginia	32 2.13
Andrew Wenger, Duke	42 1.91
Casey Townsend, Maryland	36 1.71
John Stertzler, Maryland	32 1.68
Billy Schuler, North Carolina	37 1.48

Game-Winning Goals

GWG	
Billy Schuler, North Carolina	8
John Stertzler, Maryland	5
Charlie Rugg, Boston College	5
Kyle Bekker, Boston College	4
Casey Townsend, Maryland	4

Shutouts

ShO	AVG/G
Scott Goodwin, North Carolina	11 0.42
Spencer LaCivita, Virginia	7 0.33
James Belshaw, Duke	6 0.29

Saves Per Game

Saves	SPG
Kyle Renfro, Virginia Tech	100 5.26
Cody Mizell, Clemson	76 4.47
Michael Lisch, Wake Forest	81 3.86

Goals Against Avg.

GA	Min	GAA
Scott Goodwin, North Carolina	15 2407:52	0.67
Will Swaim, Maryland	18 1590:18	1.02
Justin Lathy, Boston College	26 1910:19	1.22

ALL-TIME RECORDS

TEAM

Game

Goals	11 vs. Old Dominion, 10/1/71
	11 vs. Richmond, 10/20/81
Assists.....	11 vs. Virginia Tech, 9/14/94
Points.....	30 vs. VCU, 9/13/89
Goals Allowed.....	12 vs. Maryland, 10/8/41
Margin of Victory.....	11-0 vs. ODU, 10/1/71
	11-0 vs. Richmond, 10/20/81
Margin of Defeat.....	12-0 vs. Maryland, 10/8/41
Largest Crowd (Scott).....	7,311 vs. Duke, 10/8/88
Largest Crowd (Klößner).....	7,906 vs. Va. Tech, 9/28/07

Season

Games Played.....	26 (1994, 1997)
Wins	22 (1993, 1994)
Losses	10 (1966, 2003)
Ties	6 (1990)
Winning Percentage.....	.909 (1991)
ACC Record.....	6-0 (1984, 1986, 2001)
Unbeaten Streak.....	33 (1994-95)
Winning Streak.....	17 (1992-93)
Regular-Season ACC Unbeaten Streak.....	25 (1985-89)
Regular-Season ACC Winning Streak.....	11 (1985-87)
Goals	86 (1994)
Goals Per Game	4.00 (1961)
Assists.....	91 (1996)
Points.....	258 (1994)
Saves.....	123 (1980)
Shutouts	17 (1988, 2009)
Consecutive Shutouts.....	11 (2009)
Fewest Goals Allowed.....	8 (2009)
Lowest GAA.....	0.30 (2009)

INDIVIDUAL

Game

Goals	5, Bill Hodill vs. Davidson, 10/17/42
Assists.....	4, Damian Silvera vs. UNC, 9/27/92
	4, Richie Williams vs. VCU, 9/13/89
	4, Kris Kelderman vs. Charleston, 9/10/89
	4, Chick Cudlip vs. Wash. & Lee, 11/13/62
Points.....	10, Bill Hodill vs. Davidson, 10/17/42

Season

Games Played.....	26, 11 times
	(five players in 1997, six players in 1994)
Games Started.....	26, six times
	(two players in 1997, four players in 1994)
Goals	25, Alecko Eskandarian (2002)
Assists.....	21, Hunter Freeman (2004)
Points.....	57, Mike Fisher (1995)
Consecutive Games Scoring a Goal.....	8, A.J. Wood (1992)
Goals by a Freshman.....	16, Alecko Eskandarian (2000)
	16, George Gelnovatch (1983)
Assists by a Freshman.....	12, Brian West (1996)
Points by a Freshman.....	38, Alecko Eskandarian (2000)

Career

Games Played.....	98, Damian Silvera (1992-95)
Games Started.....	97, Damian Silvera (1992-95)
Consecutive Games Played.....	95, Erik Imler (1989-92)
Goals	69, Jeff Gaffney (1982-85)
Assists.....	55, Mike Fisher (1993-96)
Points.....	167, Mike Fisher (1993-96)

GOALKEEPER

Game

Saves.....	14, Mark Aronson vs. Baltimore, 10/29/80
------------	--

Season

Games Played.....	25, Diego Restrepo (2009)
Games Started.....	24, Ryan Burke (2004)
	24, Brock Yetso (1997)
	24, Diego Restrepo (2009)
Minutes Played.....	2348, Diego Restrepo (2009)
Saves	88, Jeff Causey (1990)
Shutouts	16, Diego Restrepo (2009)
Shutouts in ACC play.....	6, Bob Willen (1987)
	6, Tony Meola (1988)
	6, David Comfort (2001)
Consecutive Scoreless Minutes.....	1176:51, Diego Restrepo (2009)
Lowest GAA.....	0.31, Tony Meola (1988)
	0.31, Diego Restrepo (2009)

Career (Minimum 2 Seasons)

Saves.....	256, Ryan Burke (2003-06)
Shutouts	28, Ryan Burke (2003-06)
Lowest GAA.....	0.34, Tony Meola (1988-89)
Save Percentage.....	.899, Tony Meola (1988-89)
Minutes Played.....	7,356, Ryan Burke (2003-06)
Games Played.....	80, Ryan Burke (2003-06)



Ryan Burke

SINGLE-SEASON RECORDS

Points

1. Mike Fisher (1995).....	57
2. Alecko Eskandarian (2002).....	54
Ben Olsen (1997).....	54
A.J. Wood (1994).....	54
5. Jeff Gaffney (1983).....	44
6. Chris Albright (1998).....	43
7. Mike Fisher (1994).....	43
Nate Friends (1994).....	43
Ben Crawley (1992).....	43
10. Mike Fisher (1996).....	42

Goals

1. Alecko Eskandarian (2002).....	25
2. A.J. Wood (1994).....	23
3. Mike Fisher (1995).....	21
Jeff Gaffney (1983).....	21
5. Chris Albright (1998).....	20
6. Ben Olsen (1997).....	19
7. Jeff Gaffney (1985).....	18
Brian Vernon (1984).....	18
9. Ben Crawley (1992).....	17
Rocky Prockiw (1958).....	17

Assists

1. Hunter Freeman (2004).....	21
2. Mike Fisher (1996).....	20
3. Ben Olsen (1996).....	17
Brad Agoos (1992).....	17
5. Ben Olsen (1997).....	16
6. Mike Fisher (1995).....	15
Damian Silvera (1995).....	15
8. Mike Fisher (1994).....	13
9. Brian West (1997).....	12
Brian West (1996).....	12
Damian Silvera (1993).....	12

Shots

1. A.J. Wood (1994).....	120
2. Chris Albright (1998).....	105
3. George Gelnovatch (1986).....	103
4. Alecko Eskandarian (2000).....	102
5. Alecko Eskandarian (2002).....	101
6. Jeff Gaffney (1983).....	100
7. Ben Olsen (1997).....	99
8. Claudio Reyna (1993).....	93
Jeff Gaffney (1982).....	93
10. John Harkes (1987).....	90
Jeff Gaffney (1985).....	90

Game-Winning Goals

1. Ben Crawley (1992).....	9
Jeff Gaffney (1984).....	9
3. Ben Olsen (1997).....	7
Nate Friends (1993).....	7
Jeff Gaffney (1983).....	7
6. Yannick Reyring (2006).....	6
Alecko Eskandarian (2002).....	6
Matt Leonard (1996).....	6
Billy Walsh (1995).....	6
Mike Fisher (1994).....	6
Ben Crawley (1991).....	6
John Harkes (1987).....	6
Jeff Gaffney (1985).....	6

Game-Winning Assists

1. Mike Fisher (1996).....	9
2. Hunter Freeman (2004).....	7
3. Yannick Reyring (2006).....	6
Ben Olsen (1997).....	6
Andriy Shapowal (1997).....	6
Ben Olsen (1996).....	6
7. Brian West (1997).....	5
Damian Silvera (1995).....	5
Damian Silvera (1994).....	5
Damian Silvera (1993).....	5
Ben Crawley (1991).....	5

Minutes Played

1. Erik Imler (1989).....	2,413
2. Michael Green (1997).....	2,337
3. Curt Onalfo (1989).....	2,320
4. Erik Imler (1990).....	2,304
5. Jeff Agoos (1989).....	2,287
6. Matt Chulis (1997).....	2,267
7. A.J. Wood (1994).....	2,252
8. Brandon Pollard (1995).....	2,250
9. Damien Silvera (1994).....	2,244
Matt Chulis (1998).....	2,244

Games Played

1. Chris Albright (1997).....	26
Michael Green (1997).....	26
Matt Leonard (1997).....	26
Andriy Shapowal (1997).....	26
Ryan Trout (1997).....	26
Sean Feary (1994).....	26
Tain Nix (1994).....	26
Damian Silvera (1994).....	26
Billy Walsh (1994).....	26
A.J. Wood (1994).....	26

Solo Shutouts

1. Diego Restrepo (2009).....	16
2. Tony Meola (1988).....	11
Bob Willen (1987).....	11
4. Ryan Burke (2005).....	10
Jeff Causey (1990).....	10
6. David Comfort (2001).....	9
7. Ryan Burke (2006).....	8
Brock Yetso (1998).....	8
9. Spencer LaCivita (2011).....	7
Mark Peters (1994).....	7
Bob Willen (1986).....	7
Keith Lenert (1984).....	7
Bill Wallace (1979).....	7

Goals Against Average

(minimum 700 minutes)	
1. Diego Restrepo (2009).....	0.31
Tony Meola (1988).....	0.31
3. Tony Meola (1989).....	0.37
4. Bob Willen (1987).....	0.45
5. Bob Willen (1986).....	0.48
6. Tom Henske (1992).....	0.54
7. Mark Wayland (1989).....	0.60
Keith Lenert (1984).....	0.60
9. David Comfort (2001).....	0.64
10. Jeff Causey (1990).....	0.65

Save Percentage

(minimum 700 minutes)

1. Tony Meola (1988).....	.909
2. Bob Willen (1987).....	.893
3. Diego Restrepo (2009).....	.889
4. Bill Wallace (1979).....	.875
5. Tony Meola (1989).....	.864
6. Steve Baer (1982).....	.859
7. Jeff Causey (1990).....	.846
8. Keith Lenert (1984).....	.836
9. Bill Wallace (1980).....	.831
10. Bob Willen (1986).....	.829

Saves

1. Jeff Causey (1990).....	88
2. Brock Yetso (1997).....	79
3. Spencer LaCivita (2011)	78
4. Bill Wallace (1981).....	74
5. Ryan Burke (2006).....	73
6. Jeff Causey (1993).....	71
7. Bill Wallace (1979).....	70
8. Bob Willen (1987).....	67
Steve Baer (1982).....	67
10. Ryan Burke (2005).....	65

Minutes Played — Goal

1. Diego Restrepo (2009).....	2,348
2. Brock Yetso (1997).....	2,269
3. Jeff Causey (1990).....	2,219
4. Ryan Burke (2004).....	2,192
5. Jeff Causey (1993).....	1,948
6. Spencer LaCivita (2011)	1,944
7. Ryan Burke (2005).....	1,883
8. Ryan Burke (2006).....	1,839
9. David Comfort (2002).....	1,815
10. Mark Peters (1994).....	1,674

Games Played — Goal

1. Diego Restrepo (2009).....	25
2. Ryan Burke (2004).....	24
Brock Yetso (1997).....	24
4. Jeff Causey (1990).....	23
5. Jeff Causey (1993).....	22
6. Spencer LaCivita (2011)	21
David Comfort (2002).....	21
8. Ryan Burke (2006).....	20
Mark Peters (1994).....	20
Steve Baer (1982).....	20
Ryan Burke (2005).....	20

Alecko Eskandarian



CAREER RECORDS



Jeff Gaffney

Points

1. Mike Fisher (1993-96).....	167
2. Jeff Gaffney (1982-85).....	155
3. A.J. Wood (1991-94).....	128
4. Ben Crawley (1989-92).....	127
5. George Gelnovatch (1983-86).....	118
6. Alecko Eskandarian (2000-02).....	113
7. Ben Olsen (1995-97).....	109
8. Brian Vernon (1981-84).....	105
9. Matt Leonard (1994-97).....	101
10. Ryan Gibbs (1999-02).....	95

Goals

1. Jeff Gaffney (1982-85).....	69
2. Mike Fisher (1993-96).....	56
A.J. Wood (1991-94).....	56
4. Alecko Eskandarian (2000-02).....	50
5. George Gelnovatch (1983-86).....	49
6. Ben Crawley (1989-92).....	47
7. Matt Leonard (1994-97).....	42
8. Brian Vernon (1981-84).....	41
9. Yannick Reyering (2005-07).....	39
10. Ryan Gibbs (1999-02).....	37

Assists

1. Mike Fisher (1993-96).....	55
2. Damian Silvera (1992-95).....	44
3. Ben Olsen (1995-97).....	41
4. Ryan Trout (1997-00).....	36
5. Brad Agoos (1989-92).....	33
Ben Crawley (1989-92).....	33
7. Hunter Freeman (2002-04).....	25
8. Brian West (1996-97).....	24
9. Brian Vernon (1981-84).....	23
10. Billy Walsh (1994-96).....	22
Claudio Reyna (1991-93).....	22
Kris Kelderman (1987-90).....	22
Todd Hitt (1983-86).....	22
Voga Wallace (1980-83).....	22

Shots

1. Jeff Gaffney (1982-85).....	357
2. George Gelnovatch (1983-86).....	307
3. Alecko Eskandarian (2000-02).....	272
4. A.J. Wood (1991-94).....	266
5. Mike Fisher (1993-96).....	247
6. Brian Vernon (1981-84).....	232
7. Adam Cristman (2003-06).....	227
8. Ben Crawley (1989-92).....	223
9. John Harkes (1985-87).....	221
10. José Bauza (1976-79).....	193

Game-Winning Goals

1. Jeff Gaffney (1982-85).....	27
2. Ben Crawley (1989-92).....	21
3. Alecko Eskandarian (2000-02).....	15
Ryan Gibbs (1999-02).....	15
Yannick Reyering (2005-07).....	15
6. Adam Cristman (2003-06).....	14
Mike Fisher (1993-96).....	14
Nate Friends (1991-94).....	14
9. Ben Olsen (1995-97).....	12
Matt Leonard (1994-97).....	12
Billy Walsh (1994-96).....	12
A.J. Wood (1991-94).....	12
George Gelnovatch (1983-86).....	12

Game-Winning Assists

1. Damian Silvera (1992-95).....	18
2. Mike Fisher (1993-96).....	16
3. Ben Olsen (1995-97).....	13
Ben Crawley (1989-92).....	13
5. Brad Agoos (1989-92).....	10
6. Ryan Trout (1997-00).....	8
7. Hunter Freeman (2002-04).....	7
Sheldon Barnes (1998-01).....	7
Jason Moore (1997-98).....	7
Brian West (1996-97).....	7
Clint Peay (1991-94).....	7
Andriy Shapoval (1994-97).....	7
Neil Barlow (2006-09).....	7

Games Played

1. Damian Silvera (1992-95).....	98
2. Sean Feary (1993-96).....	96
3. Erik Imler (1989-92).....	95
4. Mike Fisher (1993-96).....	94
5. Matt Chulis (1995-98).....	93
6. Lyle Yorks (1988-91).....	91
7. Marshall Leonard (1998-01).....	89
8. Jonathan Cole (1999-02).....	88
Steve Totten (1998-01).....	88
Brian Bates (1990-93).....	88
Brad Agoos (1989-92).....	88
Kris Kelderman (1987-90).....	88
Curt Onalfo (1987-90).....	88
Jeff Agoos (1986-90).....	88
Jonathan Villanueva (2006-09).....	88

Minutes Played

1. Erik Imler (1989-92).....	9,095
2. Matt Chulis (1995-98).....	8,537
3. Mike Fisher (1993-96).....	8,436
4. Jeff Agoos (1986-90).....	8,278
5. Marshall Leonard (1998-01).....	8,226
6. Damian Silvera (1992-95).....	8,171
7. Curt Onalfo (1987-90).....	7,698
8. Jonathan Cole (1999-02).....	7,485
9. Brandon Pollard (1992-95).....	7,466
10. Brian Bates (1990-93).....	7,444

Goals Against Average

(minimum 2,800 minutes)	
1. Tony Meola (1988-89).....	0.34
2. Bob Willen (1984-87).....	0.40
3. Keith Lenert (1982-85).....	0.72
4. Steve Baer (1981-84).....	0.72
5. Jeff Causey (1990-93).....	0.78
6. Brock Yetso (1995-98).....	0.86
7. David Comfort (1999-02).....	0.98
8. Ryan Burke (2003-06).....	1.06
9. Bill Wallace (1979-81).....	1.10
10. Yuri Sagatov (1994-97).....	1.14

Save Percentage

(minimum 2,800 minutes)	
1. Tony Meola (1988-89).....	.889
2. Bob Willen (1984-87).....	.872
3. Steve Baer (1981-84).....	.842
4. Bill Wallace (1978-81).....	.831
5. Keith Lenert (1982-85).....	.812
6. Jeff Causey (1990-93).....	.803
7. Brock Yetso (1995-98).....	.778
8. David Comfort (1999-02).....	.766
9. Ryan Burke (2003-06).....	.746
10. Yuri Sagatov (1994-97).....	.719

Saves

1. Ryan Burke (2003-06).....	256
2. Jeff Causey (1990-93).....	249
3. Bill Wallace (1978-81).....	222
4. David Comfort (1999-02).....	193
5. Brock Yetso (1995-98).....	151
6. Steve Baer (1981-84).....	139
7. Yuri Sagatov (1994-97).....	128
8. Bob Willen (1984-87).....	123
9. Keith Lenert (1982-85).....	112
10. Michael Giallombardo (2006-08).....	107

Solo Shutouts

1. Ryan Burke (2003-06).....	28
2. Jeff Causey (1990-93).....	27
3. Bob Willen (1984-87).....	23
4. David Comfort (1999-02).....	19
5. Tony Meola (1988-89).....	17
6. Diego Restrepo (2009).....	16
7. Brock Yetso (1995-98).....	15
8. Keith Lenert (1982-85).....	11
Michael Giallombardo (2006-08).....	11
10. Mark Peters (1993-95).....	9

Minutes Played - Goal

1. Ryan Burke (2003-06).....	7,357
2. Jeff Causey (1990-93).....	7,050
3. David Comfort (1999-02).....	5,442
4. Brock Yetso (1995-98).....	4,492
5. Bob Willen (1984-87).....	4,045
6. Yuri Sagatov (1994-97).....	3,948
7. Bill Wallace (1979-81).....	3,513
8. Keith Lenert (1982-85).....	3,243
9. Steve Baer (1981-84).....	3,230
10. Michael Giallombardo (2006-08).....	3,067

Games Played - Goal

1. Ryan Burke (2003-06).....	80
2. Jeff Causey (1990-93).....	77
3. David Comfort (1999-02).....	60
4. Brock Yetso (1995-98).....	53
Bob Willen (1984-87).....	53
6. Keith Lenert (1982-85).....	50
7. Yuri Sagatov (1994-97).....	47
8. Steve Baer (1981-84).....	46
9. Bill Wallace (1978-81).....	45
10. Tony Meola (1988-89).....	33
Michael Giallombardo (2006-08).....	33

SCORING BY YEAR

POINTS			GOALS			ASSISTS		
1954	Pedro Benavides	10	Pedro Benavides	5	Tuck White	1		
1955	Dan Rojas	14	Dan Rojas	7	Four tied with	1		
1956	Rocky Prockiw	18	Rocky Prockiw	9	not available			
1957	Sherry Snyder	9	Three tied with	4	Walter Klingman, Joel Silverberg	2		
1958	Rocky Prockiw	34	Rocky Prockiw	17	Houston Sadler, Warren Smith	2		
1959	John Marsellus, Houston Sadler	6	John Marsellus, Houston Sadler	3	not available			
1960	Gael deTigny	8	Gael deTigny	4	not available			
1961	Brian Fisher	30	Brian Fisher	15	Three tied with	3		
1962	Chan Moore	14	Chan Moore	6	Chick Cudlip	4		
1963	Chan Moore	14	Chan Moore	7	Ed Funk, Tom Maxwell	2		
1964	Dave Harrison	7	Dave Harrison	3	Kent Worthington	2		
1965	Bill Davidson	9	Bill Davidson	4	Five tied with	1		
1966	Robert Aronson	14	Robert Aronson	6	Robert Aronson	2		
1967	Steve Kleinman	13	Steve Kleinman	6	Barclay Mason	3		
1968	Jay Connor	14	Jay Connor, John Mehrrens	5	Jay Connor	4		
1969	Jay Connor	17	Fred McGlynn	7	Jay Connor	5		
1970	Sam Crosby	16	Sam Crosby	8	Three tied with	3		
1971	Phil Crane	17	Phil Crane	7	Three tied with	3		
1972	Jay Meaney	24	Jay Meaney	11	Sam Crosby	4		
1973	Jay Meaney	22	Jay Meaney	11	Chuck Lecraw	4		
1974	Jay Meaney	22	Jay Meaney	11	Roderigo Escobar	2		
1975	Rick Sanders	12	Rick Sanders	6	Seven players with	1		
1976	José Bauza, Pete Wylie	13	José Bauza, Pete Wylie	6	Mike Rogers	5		
1977	Mark Reynolds	19	Mark Reynolds	6	José Bauza, Mark Reynolds	7		
1978	José Bauza	19	José Bauza	8	Mark Woolley	4		
1979	Pepe Llontop	11	Pepe Llontop, Peter MacKeith	4	José Bauza	4		
1980	Pepe Llontop	11	Pepe Llontop	5	Chris Tolomeo	4		
1981	Pete Polonsky	24	Pete Polonsky	11	Mark Brcic, Voga Wallace	5		
1982	Jeff Gaffney	33	Jeff Gaffney	14	Voga Wallace	8		
1983	Jeff Gaffney	44	Jeff Gaffney	21	Brian Vernon	11		
1984	Jeff Gaffney, Brian Vernon	39	Brian Vernon	18	Jeff Gaffney	7		
1985	Jeff Gaffney	39	Jeff Gaffney	18	Todd Hitt	8		
1986	George Gelnovatch	32	George Gelnovatch	14	John Harkes, Todd Hitt	7		
1987	John Harkes	34	John Harkes	15	Jay DelCarmen, Scott Platenburg	5		
1988	Drew Fallon	29	Drew Fallon	11	Drew Fallon	7		
1989	Kris Kelderman	30	Kris Kelderman	10	Kris Kelderman	1		
1990	Ben Crawley	25	Ben Crawley, Jeff Agoos	8	Ben Crawley	9		
1991	Ben Crawley	40	Ben Crawley	16	Brad Agoos	10		
1992	Ben Crawley	43	Ben Crawley	17	Brad Agoos	17		
1993	Claudio Reyna	28	Nate Friends	12	Damian Silvera	12		
1994	A.J. Wood	54	A.J. Wood	23	Mike Fisher	13		
1995	Mike Fisher	57	Mike Fisher	21	Mike Fisher, Damian Silvera	15		
1996	Mike Fisher	42	Matt Leonard	12	Mike Fisher	20		
1997	Ben Olsen	54	Ben Olsen	19	Ben Olsen	16		
1998	Chris Albright	43	Chris Albright	20	Ryan Trout	11		
1999	Ryan Trout	28	Sheldon Barnes, Ryan Trout	9	Ryan Trout	10		
2000	Alecko Eskandarian	38	Alecko Eskandarian	16	Three tied with	6		
2001	Ryan Gibbs	23	Alecko Eskandarian, Ryan Gibbs	9	Kyle Martino	8		
2002	Alecko Eskandarian	54	Alecko Eskandarian	25	Jacob LeBlanc	8		
2003	Adam Cristman	17	Adam Cristman	8	Mike Littlefield	6		
2004	Hunter Freeman	27	Adam Cristman	9	Hunter Freeman	21		
2005	Yannick Reyering	30	Yannick Reyering	14	Jeremy Barlow	9		
2006	Yannick Reyering	32	Yannick Reyering	12	Nico Colaluca	10		
2007	Yannick Reyering	26	Yannick Reyering	13	Chris Tierney	7		
2008	Tony Tchani	21	Tony Tchani	9	Three tied with	5		
2009	Will Bates	25	Will Bates	12	Neil Barlow	6		
2010	Will Bates	20	Will Bates	8	Will Bates, Sean Murnane	4		
2011	Will Bates	32	Will Bates	14	Brian Span	5		

NATIONAL AWARDS

MAC Hermann Trophy Award

2002Alecko Eskandarian

Missouri Athletic Club Player of the Year

1987 John Harkes
 1989 Tony Meola
 1992 Claudio Reyna
 1993 Claudio Reyna
 1996 Mike Fisher

Hermann Trophy

1989 Tony Meola
 1993 Claudio Reyna
 1995 Mike Fisher
 1996 Mike Fisher

adidas Goalkeeper of the Year

1987 Bob Willen

NSCAA Player of the Year

1996 Mike Fisher
 2002 Alecko Eskandarian

Soccer America Player of the Year

1992 Claudio Reyna
 1993 Claudio Reyna
 1994 A.J. Wood
 1995 Mike Fisher
 1997 Ben Olsen
 2002 Alecko Eskandarian

Soccer America Freshman of the Year

2009 Will Bates


Soccer News Player of the Year

1993 Claudio Reyna
 1997 Ben Olsen


Soccer America Coach of the Year

2009 George Gelnovatch

Mike Fisher



Alecko Eskandarian



Claudio Reyna


VIRGINIA'S RETIRED NUMBER No. 14 - JEFF GAFFNEY

The University of Virginia retired former All-America soccer player Jeff Gaffney's number—14—in April of 1987. The 1984 and 1985 All-America selection is the only Virginia soccer player to have his number retired.

A graduate of Walt Whitman High School in Bethesda, Md., Gaffney finished his collegiate career as UVa's all-time leader in goals and scoring, totaling 69 goals and 17 assists for 155 points. His career scoring record has since been broken by Mike Fisher, who had 167 points from 1993-96. In his final season in 1985, Gaffney had 18 goals and three assists. He earned second-team All-America honors and led the Cavaliers to a 15-4-1 record and their fifth consecutive NCAA playoff appearance. In 1984, Gaffney had 16 goals and seven assists. He was named the Atlantic Coast Conference Player of the Year and a first-team All-American. During his four years at Virginia, the Cavaliers compiled a 66-14-4 record (.810), won two ACC titles and earned four NCAA playoff berths. He finished his career third on the ACC career goals list and fifth on the ACC points list.

After notching 14 goals and five assists as a first-year player in 1982, Gaffney set Virginia records with 21 goals and 44 points during the 1983 season as the Cavaliers advanced to the NCAA semifinals. Following his outstanding soccer career, Gaffney participated on the 1986 UVa football team as a place-kicker. He later tried out as a place-kicker with several teams in the National Football League.

Gaffney received his bachelor's degree in economics from UVa in the spring of 1987. He is currently a sales manager and the principle broker for the Forest Lakes residential community in Charlottesville.



HONORS & AWARDS

NSCAA All-Americans

- 1978 José Bauza, F (honorable mention)
- 1979 José Bauza, M (honorable mention)
- 1984 Jeff Gaffney, F (first team)
- 1985 Jeff Gaffney, F (second team)
- 1986 John Harkes, M (first team)
George Gelnovatch, F (first team)
Jeff Agoos, D (third team)
- 1987 John Harkes, M (first team)
Bob Willen, G (first team)
- 1988 Jeff Agoos, D (first team)
Tony Meola, G (first team)
- 1989 Tony Meola, G (first team)
Jeff Agoos, D (second team)
- 1990 Jeff Agoos, D (first team)
- 1991 Claudio Reyna, M (first team)
Erik Imler, D (second team)
- 1992 Ben Crawley, F (first team)
Claudio Reyna, M (first team)
Erik Imler, M (second team)
Clint Peay, D (second team)
- 1993 Claudio Reyna, F (first team)
Brandon Pollard, D (second team)
Jeff Causey, G (third team)
- 1994 Brandon Pollard, D (first team)
Mike Fisher, M (second team)
A.J. Wood, F (third team)
- 1995 Mike Fisher, F (first team)
Brandon Pollard, D (first team)
Damian Silvera, M (second team)
- 1996 Mike Fisher, M (first team)
Matt Chulis, D (second team)
- 1997 Ben Olsen, M (first team)
Matt Chulis, D (second team)
Scott Vermillion, D (third team)
- 1998 Chris Albright, F (first team)
Matt Chulis, D (first team)
Jason Moore, M (second team)
- 1999 Ryan Trout, M/F (third team)
- 2000 Kyle Martino, M (third team)
- 2001 Kyle Martino, M (first team)
Alecko Eskandarian, F (second team)
- 2002 Alecko Eskandarian, F (first team)
- 2004 Hunter Freeman, D (first team)
Matt Oliver, D (first team)
Nico Colaluca, M (third team)
- 2006 Nico Colaluca, M (second team)
- 2009 Tony Tchani, M (first team)

All-ACC Teams

- 1968 John Taylor, M (second team)
- 1969 Dan Abramson, G (first team)
David Bowman, D (second team)
Jay Connor, F (second team)
- 1970 Jay Connor, F (second team)
Ed Marks, D (second team)
Jay Ziehl, D (second team)
- 1971 Ed Marks, D (first team)
Jay Connor, F (second team)
Phil Crane, F (second team)
Scott Peyton, G (second team)
Jay Ziehl, D (second team)
- 1972 Jay Ziehl, D (first team)
Sam Crosby, D (second team)
- 1973 Jay Meaney, F (second team)
- 1974 Jay Meaney, F (first team)
Paul Corbin, D (second team)
Andy Dupont, D (second team)
- 1975 Mike Kriegh, G (second team)
- 1976 Randy Kerr, D (first team)
José Bauza, F (second team)
- 1977 Mark Woolley, D (first team)
José Bauza, F (second team)
- 1978 José Bauza, F (first team)
Mark Woolley, F (second team)
- 1979 José Bauza, M (first team)
Dave Dickey, D (first team)
Scott Smith, D (first team)
Bill Wallace, G (first team)
Pepe Llontop, F (second team)
- 1980 Pepe Llontop, F (first team)
David Brillhart, M (second team)
Dave Dickey, D (second team)
Scott Smith, D (second team)
- 1981 Dave Dickey, D (first team)
Voga Wallace, D (second team)
- 1982 Jeff Gaffney, F (second team)
- 1983 George Gelnovatch, F (second team)
Rob Steward, D (second team)
Voga Wallace, D (second team)
- 1984 Doug Davies, M (first team)
Jeff Gaffney, F (first team)
Rob Steward, D (first team)
George Gelnovatch, M (second team)
Mike Schnabel, D (second team)
- 1985 Jeff Gaffney, F (first team)
Rob Steward, D (first team)
Doug Davies, M (second team)
George Gelnovatch, F (second team)
Keith Lenert, G (second team)
Mike Schnabel, D (second team)

- 1986 Jeff Agoos, D (first team)
John Harkes, M (first team)
George Gelnovatch, F (first team)
Bob Willen, G (first team)
- 1987 John Harkes, M (first team)
Jay Del Carmen, F (second team)
John Maessner, F (second team)
Bob Willen, G (second team)
- 1988 Jeff Agoos, D (first team)
John Maessner, F (first team)
Tony Meola, G (first team)
Drew Fallon, F (second team)
Kris Kelderman, M (second team)
Jay Lodge, D (second team)
- 1989 Jeff Agoos, D (first team)
John Maessner, F (first team)
Tony Meola, G (first team)
Curt Onalfo, M (first team)
Drew Fallon, F (second team)
- 1990 Jeff Agoos, D (first team)
Curt Onalfo, M (first team)
Erik Imler, D (second team)
- 1991 Erik Imler, D (first team)
Claudio Reyna, M (first team)
Ben Crawley, F (second team)
Richie Williams, M (second team)
Lyle Yorks, M (second team)
- 1992 Brian Bates, D (first team)
Ben Crawley, F (first team)
Erik Imler, M (first team)
Clint Peay, D (first team)
Claudio Reyna, M (first team)
A.J. Wood, F (second team)
- 1993 Brandon Pollard, D (first team)
Claudio Reyna, F (first team)
Damian Silvera, M (first team)
Jeff Causey, G (second team)
- 1994 Clint Peay, D (first team)
Brandon Pollard, D (first team)
A.J. Wood, F (first team)
Mike Fisher, M (second team)
Nate Friends, F (second team)
Damian Silvera, M (second team)
- 1995 Mike Fisher, F (first team)
Brandon Pollard, D (first team)
Damian Silvera, M (first team)
Billy Walsh, M (second team)
- 1996 Matt Chulis, D (first team)
Mike Fisher, M (first team)
Ben Olsen, M (first team)
Scott Vermillion, D (first team)
Matt Leonard, F (second team)

- 1997 Matt Chulis, D (first team)
Ben Olsen, M (first team)
Scott Vermillion, D (first team)
Brian West, F (first team)
- 1998 Chris Albright, F (first team)
Matt Chulis, D (first team)
Jason Moore, M (first team)
Sam Franklin, M (second team)
Brock Yetso, G (second team)
- 1999 Kyle Martino, F (first team)
Ryan Trout, F/M (second team)
Steve Totten, M (second team)
- 2000 Alecko Eskandarian, F (first team)
Kyle Martino, MF (first team)
Steve Totten, MF (second team)
- 2001 Jonathan Cole, D (first team)
Alecko Eskandarian, F (first team)
Ryan Gibbs, F (first team)
Ryan Martino, MF (second team)
Matt Oliver, D (second team)
- 2002 Alecko Eskandarian, F (first team)
Kenny Arena, M (second team)
Matt Oliver, D (second team)
- 2003 Matt Oliver, D (first team)
Mike Littlefield, F (second team)
Adam Cristman, F (all-freshman)
Will Hall, M (all-freshman)
- 2004 Hunter Freeman, D (first team)
Matt Oliver, D (first team)
Nico Colaluca, M (second team/all-fresh.)
Jeremy Barlow, M (all-freshman)
- 2005 Yannick Reyering, F (first team/all-fresh.)
Adam Cristman, F (second team)
Nico Colaluca, M (second team)
- 2006 Nico Colaluca, M (first team)
Adam Cristman, F (second team)
Yannick Reyering, F (second team)
Bakary Soumare, D (second team)
Jonathan Villanueva, M (all-freshman)
- 2007 Jeremy Barlow, M (second team)
Yannick Reyering, F (first team)
- 2008 Tony Tchani, M (second team/all-fresh)
Shawn Barry, D (all-freshman)
Brian Ownby, F (all-fresh)
- 2009 Will Bates, F (second team/all-fresh)
Neil Barlow, M (second team)
Ross LaBaux, M (second team)
Tony Tchani, M (second team)
- 2010 Brian Ownby, F (first team)
Brian Span, M (all-freshman)
- 2011 Will Bates, F (first team)
Brian Ownby, M (second team)
Brian Span, M (second team)
Ryan Zinkhan, F (all-freshman)

ACC Player of the Year

- 1984 Jeff Gaffney
- 1987 John Harkes
- 1988 Jeff Agoos
- 1989 Tony Meola
- 1995 Mike Fisher
- 1996 Mike Fisher
- 2001 Kyle Martino
- 2002 Alecko Eskandarian

ACC Tournament MVP

- 1988 Jeff Agoos
- 1991 Claudio Reyna
- 1992 Brad Agoos
- 1994 Mark Peters
- 1995 Mike Fisher
- 1997 Ben Olsen
- 2003 Ryan Burke
- 2004 Jeremy Barlow
- 2009 Diego Restrepo

ACC Rookie of the Year

- 1991 Claudio Reyna
- 1997 Jason Moore
- 1999 Kyle Martino
- 2000 Alecko Eskandarian
- 2008 Tony Tchani

ACC Coach of the Year

- Bruce Arena — 1979, 1984, 1986, 1988, 1989, 1991, 1995
- George Gelnovatch — 1996, 2001

NATIONAL COACH OF THE YEAR

- 1993, Bruce Arena
- 2009, George Gelnovatch

COACHING BY YEAR

Year	Overall	ACC	GF	GA	Coach	Year	Overall	ACC	GF	GA	Coach
	W-L-T	W-L-T					W-L-T				
1941	0-9-0		10	57	Lawrence Ludwig	1978	9-2-2	3-2-0	29	10	Bruce Arena
1942	4-2-1		15	9	Lawrence Ludwig	1979	12-4-1	3-1-1	26	12	Bruce Arena
1943-45		No Team				1980	8-9-1	2-3-1	30	30	Bruce Arena
1946	1-3-1		4	15	Lawrence Ludwig	1981	10-6-2	2-4-0	48	20	Bruce Arena
1947	2-7-2		14	21	Lawrence Ludwig	1982	16-2-2	3-1-2	57	12	Bruce Arena
1948	3-7-1		13	22	Lawrence Ludwig	1983	16-5-0	5-1-0	61	20	Bruce Arena
1949	5-5-0		19	18	Lawrence Ludwig	1984	19-3-1	6-0-0	76	13	Bruce Arena
1950	4-5-1		26	23	Lawrence Ludwig	1985	15-4-1	4-1-1	50	13	Bruce Arena
1951	1-5-2		16	21	Hugh Moomaw	1986	17-2-2	6-0-0	51	10	Bruce Arena
1952	5-2-2		23	14	Hugh Moomaw	1987	17-3-2	5-0-1	40	10	Bruce Arena
1953	4-4-1		22	13	Hugh Moomaw	1988	18-1-3	5-0-1	42	9	Bruce Arena
1954	2-4-2	1-1-2	12	19	Wilson Fewster	1989	21-2-2	5-0-1	65	13	Bruce Arena
1955	3-5-2	1-2-1	14	18	Robert Sandell	1990	12-6-6	3-2-1	43	18	Bruce Arena
1956	6-3-0	3-1-0	27	13	Robert Sandell	1991	19-1-2	5-1-0	55	21	Bruce Arena
1957	5-2-1	2-1-1	21	11	Robert Sandell	1992	21-2-1	5-1-0	70	20	Bruce Arena
1958	5-4-0	1-3-0	36	23	Eugene Corrigan	1993	22-3-0	4-2-0	66	18	Bruce Arena
1959	3-4-2	2-2-0	16	18	Eugene Corrigan	1994	22-3-1	4-2-0	86	35	Bruce Arena
1960	3-7-0	1-3-0	13	29	Eugene Corrigan	1995	21-1-2	4-0-2	83	29	Bruce Arena
1961	9-3-0	1-3-0	48	22	Eugene Corrigan	1996	16-3-3	4-0-2	65	20	George Gelnovatch
1962	5-4-1	1-3-0	31	20	Eugene Corrigan	1997	19-4-3	3-1-2	61	24	George Gelnovatch
1963	7-2-1	2-1-1	25	22	Eugene Corrigan	1998	16-4-3	4-1-1	50	21	George Gelnovatch
1964	4-5-2	0-4-0	18	19	Eugene Corrigan	1999	14-9-1	1-4-1	44	29	George Gelnovatch
1965	3-6-1	2-2-0	13	13	Eugene Corrigan	2000	17-6-1	5-1-0	62	29	George Gelnovatch
1966	0-10-0	0-4-0	11	39	Gordon Burris	2001	17-2-1	6-0-0	42	12	George Gelnovatch
1967	3-9-0	0-4-0	22	32	Gordon Burris	2002	15-7-0	3-3-0	55	27	George Gelnovatch
1968	4-5-1	1-3-1	22	22	Gordon Burris	2003	11-10-2	3-3-0	29	29	George Gelnovatch
1969	9-1-2	4-0-1	24	10	Gordon Burris	2004	18-5-1	4-3-0	50	24	George Gelnovatch
1970	8-2-1	3-1-0	33	11	Gordon Burris	2005	12-5-3	6-2-0	37	25	George Gelnovatch
1971	7-5-1	1-3-1	36	14	Jim Stephens	2006	17-4-1	5-3-0	40	21	George Gelnovatch
1972	8-3-3	1-2-2	30	13	Jim Stephens	2007	12-8-2	1-5-2	44	29	George Gelnovatch
1973	6-7-0	1-4-0	24	27	Jim Stephens	2008	11-9-1	4-4-0	39	29	George Gelnovatch
1974	5-4-3	3-2-0	23	19	Larry Gross	2009	19-3-3	4-3-1	37	8	George Gelnovatch
1975	5-8-0	0-5-0	21	26	Larry Gross	2010	11-6-3	2-4-2	36	16	George Gelnovatch
1976	8-6-2	2-2-1	40	23	Larry Gross	2011	12-8-1	4-3-1	40	27	George Gelnovatch
1977	12-6-1	2-3-0	45	19	Larry Gross	Total	691-315-98	168-120-34	2476	1378	10 Coaches

THE VIRGINIA COACHING LINE



ROBERT SANDELL



EUGENE CORRIGAN



GORDON BURRIS



JIM STEPHENS



LARRY GROSS



BRUCE ARENA

Coach	Yrs.	Overall				ACC			
		W	L	T	Pct.	W	L	T	Pct.
Lawrence Ludwig (1941-50)	7	19	38	6	.349	0	0	0	—
Hugh Moomaw (1951-53)	3	10	11	5	.481	0	0	0	—
Wilson Fewster (1954)	1	2	4	2	.375	1	1	2	.500
Robert Sandell (1955-57)	3	14	10	3	.574	6	4	2	.583
Eugene Corrigan (1958-65)	8	39	35	7	.525	10	21	1	.328
Gordon Burris (1966-70)	5	24	27	4	.473	8	12	2	.409
Jim Stephens (1971-73)	3	21	15	4	.575	3	9	3	.300
Larry Gross (1974-77)	4	30	24	6	.550	7	12	1	.375
Bruce Arena (1978-95)	18	295	59	31	.806	74	21	11	.750
George Gelnovatch (1996-present)	16	237	93	29	.701	59	40	12	.586

ALL-TIME RECORDS

Opponent	W-L-T	Pct.	UVa	Opp	First Game	Last Game	Opponent	W-L-T	Pct.	UVa	Opp	First Game	Last Game
Adelphi	2-1-0	.667	3	0	1976	1998	Marshall	5-0-0	1.000	16	1	1996	2004
Akron	2-2-0	.500	6	4	1980	2009	Maryland	29-37-8	.446	100	155	1941	2011
Alabama A&M	3-0-0	1.000	18	1	1982	2010	Mercer	2-0-0	1.000	6	1	2001	2007
Alumni	2-0-0	1.000	9	1	1977	1978	Monmouth	0-0-1	.000	2	2	2005	2005
American	17-3-0	.850	48	18	1979	2011	Mount St. Mary's	7-0-0	1.000	18	0	1991	2009
Appalachian State	2-0-0	1.000	11	2	1986	1999	Navy	4-10-0	.286	20	42	1941	2011
Army	1-0-0	1.000	4	0	1990	1990	Nevada-Las Vegas	1-1-1	.500	6	4	1986	1995
Averett	1-0-0	1.000	3	0	1983	1983	New Mexico	0-0-1	.500	1	1	2004	2004
Baltimore	2-4-1	.357	7	12	1947	1980	North Carolina	34-37-7	.485	119	112	1946	2011
Boston College	4-4-1	.500	15	14	1995	2011	North Carolina State	45-17-7	.703	167	84	1949	2011
Boston University	1-1-0	.500	3	3	1987	1994	Northeastern	1-0-0	1.000	4	1	2000	2000
Bridgewater	0-2-0	.000	0	2	1942	1942	UNC-Greensboro	3-1-0	.750	11	2	1984	2003
Brown	2-1-0	.667	7	4	1993	1999	UNC-Wilmington	1-0-0	1.000	4	0	1983	1983
Bucknell	2-0-0	1.000	9	0	2006	2009	Notre Dame	3-0-0	1.000	9	2	1985	2006
Buffalo	1-0-0	1.000	5	1	1998	1998	Ohio State	3-0-0	1.000	6	1	1984	1999
California	1-1-0	.500	2	4	1983	2006	Old Dominion	15-6-2	.696	57	23	1971	2010
UCLA	2-6-1	.278	7	18	1984	2006	Oneonta State	1-0-0	1.000	1	0	1987	1987
UC-Riverside	1-0-0	.000	2	0	2005	2005	Penn State	2-1-0	.750	10	5	1992	2002
UC-Santa Barbara	2-0-1	.833	3	0	1985	2006	Pennsylvania	2-0-0	1.000	5	0	1989	1992
Cal State Fullerton	1-0-2	.667	5	4	1996	1999	Pfeiffer	0-1-0	.000	2	3	1977	1977
Campbell	2-0-0	1.000	6	2	2007	2010	Philadelphia Textile	1-0-0	1.000	4	1	1989	1989
Catawba	1-0-0	1.000	6	0	1987	1987	Pittsburgh	2-0-0	1.000	5	0	1982	2002
Central Connecticut	2-0-0	1.000	8	0	1997	2008	Portland	2-0-0	1.000	4	0	2009	2009
Charleston	1-0-0	1.000	6	0	1989	1989	Princeton	6-1-0	.857	14	4	1986	1999
Charlotte	2-1-0	.667	5	2	1989	2011	Providence	1-0-0	1.000	2	0	2000	2000
Cherry Point Marines	0-0-1	.500	2	2	1952	1952	Radford	10-0-0	1.000	42	5	1982	2011
Cincinnati	2-0-0	1.000	2	0	2004	2011	Randolph-Macon	11-7-2	.600	44	30	1958	1983
Clemson	27-21-5	.557	71	80	1968	2011	Rhode Island	2-0-0	1.000	4	2	1995	2002
Coastal Carolina	1-0-0	1.000	3	2	1987	1987	Richmond	15-1-1	.912	68	9	1976	2011
Columbia	1-0-0	1.000	5	0	2007	2007	Rider	1-0-0	1.000	3	0	1998	1998
Connecticut	1-2-0	.333	5	7	1980	2008	Roanoke	12-5-2	.684	50	20	1947	1971
Cornell	4-0-0	1.000	12	0	1979	1996	Robert Morris	1-0-0	1.000	3	0	1995	1995
Creighton	1-2-1	.375	7	11	1991	2003	Rollins	0-1-0	.000	2	3	1976	1976
Dartmouth	2-0-0	1.000	5	0	1992	1994	Rutgers	5-0-0	1.000	12	3	1986	1994
Davidson	8-2-0	.800	35	15	1941	2006	Saint Louis	3-2-2	.571	13	11	1987	2004
Davis & Elkins	2-0-0	1.000	5	1	1980	1986	Saint Peter's	1-0-0	1.000	3	1	2007	2007
Delaware	0-1-0	.000	0	1	2011	2011	St. Francis (Pa.)	1-0-0	1.000	2	1	2006	2006
Drexel	First Meeting in 2012						St. Francis (N.Y.)	2-0-0	1.000	5	2	2004	2005
Duke	38-36-8	.512	154	140	1946	2011	St. John's	4-1-0	.800	10	2	1994	2010
East Carolina	1-0-0	1.000	2	0	2001	2001	St. Mary's (Calif.)	1-0-0	1.000	3	2	1995	1995
Eastern Mennonite	1-3-0	.250	12	13	1966	1968	St. Mary's (Md.)	1-0-0	1.000	3	1	1978	1978
Elon	1-0-0	1.000	3	1	2000	2000	San Diego	2-0-0	1.000	3	0	1992	1998
Fairfield	0-0-1	.500	2	2	2000	2000	San Francisco	3-1-0	.750	9	5	1983	1995
Fairleigh Dickinson	3-0-1	.875	6	3	1984	1998	Santa Clara	0-0-2	.500	1	1	1989	1991
Florida Atlantic	1-0-0	1.000	4	2	2007	2007	Seton Hall	4-2-0	.667	13	8	1992	2003
Florida International	1-0-1	.750	4	2	1993	1997	South Carolina	3-1-1	.700	6	3	1989	2000
Fort Bragg	1-0-0	1.000	3	1	1961	1961	South Florida	2-0-1	1.000	10	8	1985	2005
Fort Lee	1-0-0	1.000	6	4	1960	1960	SMU	0-3-0	.000	2	9	1987	2008
Frostburg State	2-3-1	.417	10	17	1947	1956	Stanford	1-1-0	.500	2	4	1989	1998
George Mason	16-8-3	.648	44	32	1972	2008	Tampa	1-0-0	1.000	1	0	1985	1985
George Washington	4-0-0	1.000	18	2	1982	2009	Temple	2-0-0	1.000	10	0	2001	2002
Georgetown	8-1-1	.850	37	10	1957	1997	Towson	5-4-1	.550	14	10	1941	1992
Gonzaga	0-1-0	.000	2	3	1999	1999	Tulsa	1-0-0	1.000	2	0	2007	2007
Guilford	1-0-0	1.000	3	0	1979	1979	UAB	1-0-0	1.000	2	1	2010	2010
Hampden-Sydney	11-0-0	1.000	42	7	1970	1980	UMBC	4-0-0	1.000	11	3	1988	2004
Hartford	1-0-0	1.000	2	1	1991	1991	VCU	20-2-1	.891	94	13	1948	2009
Hartwick	2-0-0	1.000	9	0	1995	2002	VMI	18-0-0	1.000	101	8	1957	1996
High Point	0-3-1	.125	4	17	1941	1948	Virginia Tech	35-4-2	.878	133	33	1960	2011
Hofstra	1-0-0	1.000	4	2	2008	2008	Virginia Wesleyan	2-0-1	.833	11	1	1972	1974
Howard	2-1-0	.667	7	3	1988	2009	Wake Forest	35-8-6	.776	87	77	1980	2011
Illinois State	1-0-0	1.000	2	0	1988	1988	Washington	1-0-0	1.000	2	1	2009	2009
Indiana	2-4-1	.357	6	9	1984	2000	Washington College	0-0-1	.500	3	3	1953	1953
Jacksonville	1-0-0	1.000	7	1	2000	2000	Washington & Lee	20-13-5	.592	97	57	1947	1981
James Madison	16-4-2	.773	45	16	1976	2010	West Virginia	5-3-0	.625	15	7	1980	2011
Johns Hopkins	1-1-0	.500	2	4	1941	1942	William & Mary	14-8-4	.615	41	28	1968	2003
Kentucky	1-0-0	1.000	3	2	2002	2002	Wisconsin	2-0-0	1.000	7	2	1993	2011
Lehigh	2-0-0	1.000	7	1	1998	2000	Wright State	First Meeting in 2012					
Liberty	18-1-1	.925	51	15	1986	2011	Xavier	First Meeting in 2012					
Long Island	2-1-0	.667	5	4	1983	2004	Yale	1-0-0	1.000	2	0	1991	1991
Longwood	6-0-1	.929	18	3	1984	2010	OVERALL	691-315-98	.670	2476	1378		
Loyola (Md.)	3-4-0	.429	10	17	1941	1993	ACC RECORD:	168-120-34 (.573)					
Lynchburg	10-11-3	.479	38	40	1955	1982	ALL GAMES vs. ACC SCHOOLS:	212-162-43 (.560)					
Manhattan	1-0-0	1.000	4	1	2004	2004	ALL GAMES vs. IN-STATE:	249-74-30 (.748)					
Marist	1-0-0	1.000	2	0	2010	2010	ALL GAMES vs. OTHERS:	257-101-30 (.701)					
Marquette	1-0-0	1.000	2	0	1981	1981	HISTORY BREAKDOWN:	68 seasons: 48 winning, 18 losing, 2 even.					

* Includes games against Richmond Professional Institute prior to 1968.
Bold denotes 2012 opponents

ACC TOURNAMENT HISTORY



Jeremy Barlow
2004 ACC Tournament MVP

Year	Opponent	Score	Site	Round	UVa Scorers
1987	North Carolina	L, 0-3	N1	SF	none
1988	N.C. State (2ot)	T, 0-0	N2	SF	none *
	North Carolina	W, 2-1	N2	F	Fallon, Yorks
1989	Duke	L, 0-1	A	SF	none
1990	North Carolina	W, 3-0	N1	QF	Brannan, Crawley, Kelderman
	Wake Forest (2ot)	T, 0-0	N1	SF	none *
	N.C. State	L, 1-2	N1	F	Crawley
1991	North Carolina	W, 1-0	A	SF	Bates
	Wake Forest	W, 3-1	N3	F	Reyna, Champ, Crawley
1992	North Carolina	W, 2-0	A	SF	Silvera, Friends
	Clemson	W, 4-2	N3	F	own goal, Bates, Imler, Friends
1993	Wake Forest	W, 4-0	N3	QF	Friends 2, Fisher, Wood
	Duke	W, 1-0	N3	SF	Bates
	Clemson	W, 2-1	N3	F	Reyna, Friends
1994	Wake Forest	W, 2-0	N2	QF	Friends, Wood
	Clemson (2ot)	T, 2-2	A	SF	Friends, Silvera No.
	Duke	W, 1-0	N2	F	Fisher
1995	Duke	W, 4-1	A	SF	Feary, Shapowal, Walsh, Prisco
	Clemson	W, 1-0	N1	F	Walsh
1996	Duke (2ot)	W, 3-2	H	SF	Walsh 2, Leonard
	Maryland	L, 0-2	H	F	none
1997	North Carolina	W, 4-0	N4	QF	Leonard, Olsen, West, Albright
	Wake Forest	W, 2-1	N4	SF	Albright, Olsen
	Maryland	W, 2-0	N4	F	Olsen 2
1998	N.C. State (ot)	W, 4-0	N5	QF	Green, Albright, Trout, Bush
	Duke (ot)	L, 1-3	N5	SF	Bush
1999	Maryland	W, 2-0	N5	QF	Trout, Barnes
	Wake Forest	W, 2-1	N5	SF	Trout 2
	Duke (3ot)	L, 2-1	N5	F	Martino
2000	N.C. State	W, 1-0	N5	QF	own goal
	Duke	W, 3-0	N5	SF	Cole, Gibbs 2
	North Carolina (ot)	L, 1-0	N5	F	none
2001	Wake Forest (ot)	W, 1-0	N2	SF	Martino
	Clemson	L, 1-0	N2	F	none
2002	Duke	W, 4-1	N6	QF	Kelly, Gibbs, Eskandarian 2
	Wake Forest	W, 1-0	N6	SF	own goal
	Maryland	L, 3-0	N6	F	none
2003	Clemson	T, 0-0	N6	QF	none +
	Wake Forest	W, 1-0	N6	SF	own goal
	Maryland	T, 1-1	N6	F	Hartman ^
2004	Duke	W, 3-1	N6	QF	Hartman, Freeman, Littlefield
	Wake Forest	W, 2-1	N6	SF	Cristman, Littlefield
	Maryland	W, 2-1	N6	F	Cristman, Barlow
2005	Clemson	L, 4-1	N6	QF	Reyering
2006	Clemson	W, 2-0	N7	QF	Reyering, Cristman
	Wake Forest (2ot)	T, 0-0	N7	SF	none &
2007	NC State	W, 4-1	N6	1st	Tierney 2, Villanueva, Mitchell
	Boston College	L, 0-1	N6	QF	none
2008	Duke	W, 4-2	N6	QF	Pool 2, Ownby 2
	Wake Forest	W, 3-2	N6	SF	Villanueva, Neinken, Poole
	Maryland	L, 0-1	N6	F	none
2009	Maryland	W, 1-0	N6	QF	Tchani
	Wake Forest	T, 0-0	N6	SF	none %
	NC State	W, 1-0	N6	F	Bates
2010	Wake Forest	W, 1-0	N6	QF	Jumper
	Maryland	L, 0-2	N6	SF	none
2011	Wake Forest (2ot)	W, 4-3	H	QF	Jumper, Ownby, Span 2
	North Carolina (ot)	L, 0-1	N6	SF	none

15 ACC CHAMPIONSHIPS

1969	1993
1970	1994
1983	1995
1984	1997
1986	2003
1988	2004
1991	2009
1992	

All-Time ACC Tournament Record: 37-14-7

* Virginia advanced with a 4-2 margin in the penalty kick shootout.

+ Virginia advanced with a 3-1 margin in the penalty kick shootout

^ Virginia claimed the ACC title after nine rounds in the penalty kick shootout.

& Wake Forest advanced with a 4-3 margin in the penalty kick shootout.

% Virginia advanced with a 5-4 margin in the penalty kick shootout.

Key to neutral sites: N1—Durham, N.C.; N2—Clemson, S.C.; N3—Chapel Hill, N.C.;

N4—Kissimmee, Fla.; N5—Winston-Salem, N.C.; N6—Cary, N.C.; N7—Germantown, Md.

NCAA TOURNAMENT HISTORY

Year	Opponent	Score	Site	Round	UVA Scorers
1969	Maryland	L, 0-5	A	1st	none
1979	American	L, 0-1	H	2nd	none
1981	West Virginia	L, 1-2	H	2nd	Brillhart
1982	George Mason	L, 0-1	H	2nd	none
1983	William & Mary	W, 2-1	H	2nd	Gaffney, Gelnovatch
	San Francisco	W, 3-2	H	QF	Gaffney 2, Salladin
	Indiana	L, 1-3	A	SF	Gaffney
1984	American (2ot)	W, 1-0	H	2nd	none *
	Clemson	L, 0-1	H	QF	none
1985	George Mason	L, 0-1	H	1st	none
1986	Loyola (Md.)	L, 0-1	H	1st	none
1987	George Mason	W, 2-0	H	1st	Del Carmen, Platenberg
	Loyola (Md.)	L, 0-1	A	2nd	none
1988	FDU	W, 1-0	H	2nd	Fallon
	Howard (2ot)	L, 2-3	H	QF	Fallon, J. Agoos
1989	Phila. Textile	W, 4-1	H	2nd	Yorks 3, Kelderman
	South Carolina (2ot)	W, 1-0	H	QF	Kelderman
	Rutgers	W, 3-0	A	SF	Maessner 2, Kunihiro
	Santa Clara (4ot)	T, 1-1	N1	F	Fallon ~
1990	Richmond	W, 1-0	H	1st	Crawley
	North Carolina	W, 3-1	H	2nd	Kunihiro, Yorks, Kelderman
	N.C. State (2ot)	L, 1-2	A	QF	J. Agoos %
1991	Hartford (4ot)	W, 2-1	H	2nd	Reyna, Wood
	Yale	W, 2-0	H	QF	Crawley, Reyna
	Saint Louis (3ot)	W, 3-2	N2	SF	Crawley 2, Wood
	Santa Clara (4ot)	T, 0-0	N2	F	none \$
1992	Penn State	W, 4-1	H	2nd	Reyna 2, Bates, own goal
	Dartmouth	W, 3-0	H	QF	Wood 2, Brannan
	Duke	W, 3-0	N3	SF	Crawley, Wood, Bates
	San Diego	W, 2-0	N3	F	Friends, Imler
1993	William & Mary	W, 2-1	H	1st	Fisher, Reid
	Loyola (Md.)	W, 2-1	H	2nd	Wood, Reyna
	Wisconsin	W, 3-0	H	QF	Wood 2, Peay
	Princeton	W, 3-1	N3	SF	Friends 3
	South Carolina	W, 2-0	N3	F	Friends 2
1994	UNC Greensboro	W, 3-0	H	1st	Fitzmaurice, Nix, Fisher
	Maryland	W, 2-1	H	2nd	Wood, Friends
	James Madison	W, 4-1	H	QF	Wood 3, Friends
	Rutgers	W, 2-1	N3	SF	Silvera, Walsh
	Indiana	W, 1-0	N3	F	Wood
1995	Rhode Island	W, 2-1	H	1st	Walsh, Fisher
	Hartwick	W, 4-0	H	2nd	Shapowal 2, Fisher 2
	Brown	W, 4-1	H	QF	Fisher 2, Feary, Walsh
	Duke	L, 2-3	N4	SF	Feary, Leonard
1996	George Mason	L, 0-1	H	1st	none
1997	Howard	W, 3-0	H	1st	Olsen, Albright, Leonard
	Georgetown	W, 5-1	H	2nd	Olsen 2, Leonard, Trout, O'Donnell
	American (2ot)	W, 2-1	H	QF	West, Albright
	Saint Louis	W, 3-1	N4	SF	Olsen 2, West
	UCLA	L, 0-2	N4	F	none
1998	Rider	W, 3-0	H	1st	Trout, Barnes, Albright
	South Carolina	W, 1-0	H	2nd	Barnes
	Stanford	L, 0-3	H	QF	none

6 NCAA CHAMPIONSHIPS

1989	1993
1991	1994
1992	2009

Year	Opponent	Score	Site	Round	UVA Scorers
1999	Princeton (3ot)	W, 2-1	H	1st	Martino, O'Donnell
	Brown	W, 3-1	H	2nd	Gibbs, Martino, Barnes
	UCLA	L, 2-0	H	QF	none
2000	Lehigh	W, 5-0	H	1st	Kelly 2, Eskandarian, Totten, Solomon
	St. John's	W, 2-1	H	2nd	Gibbs, Totten
	Creighton	L, 3-0	H	QF	none
2001	Seton Hall	L, 1-0	H	2nd	none
2002	William & Mary (2ot)	L, 1-1	H	2nd	Eskandarian
2003	Seton Hall	W, 2-0	H	1st	Cristman, Holder
	Wake Forest	W, 2-0	A	2nd	Cristman, Littlefield
	Creighton	L, 3-1	H	3rd	Cristman
2004	American	W, 2-1	H	2nd	Freeman, Hall
	New Mexico +	T, 1-1	H	3rd	Barlow
	Duke	L, 3-0	H	QF	none
2005	USF ^	T, 4-4	H	2nd	Murphy 2, Vide, Reyerer
	North Carolina	L, 2-1	A	3rd	Reyerer
2006	Bucknell	W, 4-0	H	2nd	Cristman, Colaluca, Holder, Villanueva
	California	W, 2-1	H	3rd	Reyerer 2
	Notre Dame	W, 3-2	H	QF	Cristman 2, Reyerer
	UCLA	L, 4-0	N5	SF	none
2007	St. Peter's	W, 3-1	H	1st	Tierney, LaBaux, J. Barlow
	West Virginia	L, 0-1	A	2nd	none
2008	Connecticut	L, 2-0	H	2nd	none
2009	Bucknell	W, 5-0	H	2nd	Bates 3, Jumper, Tchani
	Portland	W, 1-0	H	3rd	Dimas
	Maryland	W, 3-0	H	QF	Barlow, Bates, Evans
	Wake Forest	W, 2-1	N6	SF	Tchani, Ownby
	Akron	W, 0-0	N6	F	none ()
2010	Old Dominion	L, 0-1	H	1st	none
2011	Delaware (2ot)	L, 0-1	H	1st	none

All-Time NCAA Tournament Record: 52-27-4 (H: 40-18-2; A: 2-6-0; N: 10-3-2)

* Game was a 0-0 tie, but Virginia was awarded a 1-0 victory after winning 4-2 in the penalty kick shootout.

~ Virginia and Santa Clara declared co-national champions.

% Game was a 1-1 tie, but N.C. State was awarded a 2-1 victory after winning 7-6 in the penalty kick shootout.

\$ UVA declared national champion after winning 3-1 in the penalty kick shootout.

∞ Game resulted in a loss for Virginia because in 2002, a tie in the NCAA Tournament was to result in a win for the team that advanced on penalty kicks and a loss for the team that did not advance after penalty kicks.

+ UVA advanced to the quarterfinals after winning the penalty kick shootout, 6-5.

^ UVA advanced to the third round after winning the penalty kick shootout, 7-6.

() Game was a 0-0 tie, but Virginia was awarded the victory after winning 3-2 in the penalty kick shootout.

Key to neutral sites: N1—New Brunswick, N.J.; N2—Tampa, Fla.; N3—Davidson, N.C.; N4—Richmond, Va.; N5—St. Louis, Mo.; N6—Cary, N.C.



2009 NCAA Champions

ALL-TIME RESULTS

1941 (0-9)

Sept. 27	Towson State	A	L, 1-3
Oct. 4	Navy	A	L, 0-11
Oct. 8	Maryland	A	L, 0-12
Oct. 18	Loyola, Md.	H	L, 3-7
Oct. 24	High Point	A	L, 0-9
Oct. 25	Davidson	A	L, 4-6
Oct. 31	Davidson	H	L, 1-3
Nov. 4	High Point	H	L, 1-3
Nov. 7	Johns Hopkins	A	L, 0-3

1942 (4-2-1)

Oct. 17	Davidson	H	W, 5-1
Oct. 23	Bridgewater	A	L, 0-1
Oct. 30	Davidson	A	W, 2-0
Oct. 31	High Point	A	T, 3-3
Nov. 7	Loyola, Md.	A	W, 3-2
Nov. 13	Bridgewater	H	L, 0-1
Nov. 20	Johns Hopkins	A	W, 2-1 (ot)

1946 (1-3-1)

Oct. 19	North Carolina	A	L, 0-3
Oct. 25	Duke	A	L, 0-6
Nov. 1	Loyola, Md.	A	L, 0-4
Nov. 8	North Carolina	H	W, 3-1
Nov. 13	Duke	H	T, 1-1

1947 (2-7-2)

Oct. 10	Duke	A	T, 3-3
Oct. 17	Roanoke	N1	W, 5-1
Oct. 23	Washington & Lee	HT, 1-1 (2 ot)	
Oct. 25	Maryland	H	L, 0-3
Oct. 31	North Carolina	H	L, 0-1
Nov. 5	Washington & Lee	A	L, 0-2
Nov. 8	Frostburg Teachers	H	L, 2-3
Nov. 13	Duke	H	L, 1-2
Nov. 17	Baltimore	A	L, 0-2
Nov. 21	North Carolina	A	L, 0-2
Nov. 26	Loyola, Md.	H	W, 2-1

1948 (3-7-1)

Oct. 1	Washington & Lee	H	L, 0-1
Oct. 8	Roanoke	A	W, 4-1
Oct. 11	Washington & Lee	A	L, 1-2
Oct. 16	Baltimore	HT, 0-0 (2 ot)	
Oct. 22	North Carolina	A	L, 0-3
Oct. 27	High Point	H	L, 0-2
Nov. 8	Frostburg Teachers	A	L, 0-5
Nov. 10	Roanoke	H	W, 1-0
Nov. 12	Duke	H	L, 1-3
Nov. 17	Maryland	A	L, 0-5
Nov. 22	Richmond Profes. Inst.	A	W, 6-0

1949 (5-5)

Sept. 30	Duke	A	L, 0-2
Oct. 6	Washington & Lee	H	W, 3-1
Oct. 10	Richmond Profes. Inst.	A	W, 9-0
Oct. 14	Maryland	H	L, 1-10
Oct. 22	Richmond Profes. Inst.	H	W, 3-1
Oct. 24	Roanoke	A	L, 0-1
Oct. 28	North Carolina	H	L, 0-1
Nov. 3	Washington & Lee	A	W, 1-0
Nov. 12	Frostburg Teachers	H	W, 1-0
Nov. 21	N.C. State	A	L, 1-2

1950 (4-5-1)

Oct. 6	Frostburg Teachers	H	L, 1-6
Oct. 9	Roanoke	H	W, 3-0
Oct. 12	Washington & Lee	H	T, 1-1
Oct. 20	Maryland	A	L, 1-3
Oct. 25	N.C. State	H	W, 5-4
Oct. 27	North Carolina	A	L, 1-2
Nov. 2	Richmond Profes. Inst.	H	W, 7-0
Nov. 10	Duke	H	L, 2-3
Nov. 15	Washington & Lee	A	L, 2-3
Nov. 20	Richmond Profes. Inst.	A	W, 3-1

1951 (1-5-2)

Oct. 9	Duke	A	L, 2-5
Oct. 12	Roanoke	A	W, 8-3
Oct. 18	Washington & Lee	A	L, 1-2
Oct. 25	North Carolina	H	L, 1-2 (ot)
Nov. 1	Towson State	A	L, 0-2
Nov. 3	Frostburg Teachers	H	T, 2-2
Nov. 8	N.C. State	A	T, 1-1 (2 ot)
Nov. 15	Washington & Lee	H	L, 1-4

1952 (5-2-2)

Oct. 3	Roanoke	A	W, 7-0
Oct. 7	Washington & Lee	H	W, 2-0
Oct. 17	Duke	H	L, 0-4
Oct. 22	North Carolina	A	L, 2-3
Oct. 25	Towson State	H	T, 0-0
Oct. 29	Roanoke	A	W, 2-1 (ot)
Nov. 7	N.C. State	H	W, 3-1
Nov. 14	Washington & Lee	A	W, 5-3
Nov. 19	Cherry Point Marines	H	T, 2-2

1953 (4-4-1)

Oct. 2	Roanoke	H	L, 0-1
Oct. 9	Washington College	HT, 3-3 (2 ot)	
Oct. 15	Washington & Lee	A	W, 5-0
Oct. 23	North Carolina	H	L, 2-3
Oct. 27	Roanoke	H	L, 1-2
Oct. 29	Towson State	A	W, 2-1
Nov. 6	N.C. State	A	L, 1-2
Nov. 11	Washington & Lee	H	W, 6-1
Nov. 18	Duke	A	W, 2-0

1954 (2-4-2, 1-1-2 ACC)

Oct. 1	Roanoke	H	W, 2-0
Oct. 9	Duke	H	W, 4-0
Oct. 13	Towson State	H	L, 2-3
Oct. 25	Washington & Lee	A	L, 1-3
Nov. 8	N.C. State	A	T, 1-1 (2 ot)
Nov. 9	North Carolina	A	T, 1-1 (2 ot)
Nov. 12	Washington & Lee	H	L, 1-4
Nov. 19	Maryland	H	L, 0-7

1955 (3-5-2, 1-2-1 ACC)

Sept. 28	Lynchburg	H	W, 3-1
Oct. 4	Roanoke	A	W, 2-0
Oct. 17	North Carolina	HT, 1-1 (2 ot)	
Oct. 25	Washington & Lee	HT, 3-3 (2 ot)	
Oct. 28	Duke	A	L, 1-3
Nov. 4	Baltimore	A	L, 0-3
Nov. 9	Towson State	A	L, 0-1
Nov. 12	N.C. State	H	W, 3-1
Nov. 18	Maryland	A	L, 0-3
Nov. 22	Washington & Lee	A	L, 1-2

1956 (6-3, 3-1 ACC)

Oct. 2	Lynchburg	A	W, 7-1
Oct. 9	Washington & Lee	A	W, 4-1
Oct. 20	Navy	H	L, 1-3
Oct. 26	Duke	H	W, 2-0
Oct. 30	Frostburg Teachers	H	W, 4-1
Nov. 2	Baltimore	A	L, 3-4
Nov. 7	N.C. State	A	W, 4-1
Nov. 8	North Carolina	A	W, 2-0
Nov. 13	Maryland	H	L, 0-2

1957 (5-2-1, 2-1-1 ACC)

Oct. 1	Lynchburg	H	L, 1-3
Oct. 9	VMI	H	W, 8-2
Oct. 18	Duke	A	W, 1-0
Oct. 25	Maryland	A	L, 0-2
Nov. 2	N.C. State	H	W, 2-0
Nov. 9	Georgetown	H	W, 3-0
Nov. 13	North Carolina	H	T, 4-4 (ot)
Nov. 18	Washington & Lee	H	W, 2-0

1958 (5-4, 1-3 ACC)

Oct. 1	Lynchburg	A	L, 3-4 (ot)
Oct. 10	VMI	H	W, 5-4
Oct. 14	Randolph-Macon	H	W, 8-1
Oct. 17	North Carolina	A	L, 2-3
Oct. 18	N.C. State	A	L, 3-4
Oct. 24	Duke	H	W, 7-3
Oct. 28	Maryland	H	L, 1-2
Oct. 31	Georgetown	H	W, 5-2
Nov. 13	Washington & Lee	A	W, 2-0

1959 (3-4-2, 2-2 ACC)

Oct. 2	Lynchburg	H	L, 2-4
Oct. 16	North Carolina	H	L, 2-3
Oct. 19	N.C. State	H	W, 2-1
Oct. 21	Navy	A	L, 1-2 (ot)
Oct. 30	Maryland	A	L, 1-5
Oct. 31	Georgetown	A	T, 1-1 (2 ot)
Nov. 6	VMI	H	W, 4-0
Nov. 13	Duke	A	W, 3-2
Nov. 17	Washington & Lee	H	T, 0-0 (ot)

1960 (3-7, 1-3 ACC)

Oct. 1	Lynchburg	A	L, 1-2
Oct. 7	Maryland	H	L, 1-4 (ot)
Oct. 14	North Carolina	A	L, 0-3
Oct. 20	Fort Lee	A	W, 6-4
Oct. 28	Duke	H	L, 0-4
Nov. 5	N.C. State	A	W, 2-1
Nov. 9	Washington & Lee	A	L, 0-4
Nov. 11	Georgetown	H	L, 1-2
Nov. 18	Virginia Tech	N2	W, 2-1
Nov. 19	Lynchburg	A2	L, 0-4

1961 (9-3, 1-3 ACC)

Oct. 3	Lynchburg	H	W, 3-0
Oct. 6	Maryland	A	L, 0-3
Oct. 10	N.C. State	H	W, 7-2
Oct. 13	Virginia Tech	H	W, 9-0
Oct. 20	Georgetown	A	W, 7-2
Oct. 28	Fort Bragg	H	W, 3-1
Nov. 6	Duke	A	L, 1-3
Nov. 9	North Carolina	H	L, 1-2
Nov. 10	Randolph-Macon	A	W, 3-0
Nov. 14	Washington & Lee	H	W, 5-4
Nov. 17	Virginia Tech @	N3	W, 7-4
Nov. 18	Lynchburg @	A	W, 2-1

1962 (5-4-1, 1-3 ACC)

Sept. 28	Navy	A	L, 1-4
Oct. 8	N.C. State	A	W, 6-2
Oct. 12	Georgetown	H	W, 4-1
Oct. 17	Duke	H	L, 1-4
Oct. 22	North Carolina	A	L, 1-2
Oct. 26	Maryland	HL, 2-3 (2 ot)	
Nov. 2	Lynchburg	A	T, 0-0 (ot)
Nov. 13	Washington & Lee	A	W, 8-2
Nov. 16	Randolph-Macon @	H	W, 5-0
Nov. 17	Lynchburg @	H	W, 3-2



1948 Virginia Men's Soccer Team

1963 (7-2-1, 2-1-1 ACC)

Sept. 27	Navy	A	L, 0-5
Oct. 8	Lynchburg	A	W, 3-2
Oct. 11	Randolph-Macon	H	W, 5-1
Oct. 15	N.C. State	H	W, 3-2
Oct. 23	Maryland	A	L, 2-7
Oct. 29	North Carolina	H	T, 2-2 (ot)
Nov. 6	Duke	A	W, 3-2
Nov. 12	Washington & Lee	H	W, 3-1
Nov. 15	Roanoke @	H	W, 3-0
Nov. 16	Lynchburg @	H	W, 1-0

1964 (4-5-2, 0-4 ACC)

Sept. 20	Virginia Tech	A	W, 5-0
Oct. 2	Roanoke	H	W, 3-2
Oct. 7	Lynchburg	A	L, 0-2
Oct. 13	Randolph-Macon	A	W, 2-1
Oct. 19	N.C. State	A	L, 1-4
Oct. 22	Maryland	H	L, 0-2
Oct. 29	North Carolina	A	L, 1-2
Nov. 4	Duke	H	L, 0-2
Nov. 10	Washington & Lee	A	W, 3-1
Nov. 14	Lynchburg @	A	T, 1-1 (ot)
Nov. 14	Washington & Lee @	N3	T, 2-2 (ot)

1965 (3-6-1, 2-2 ACC)

Oct. 5	Virginia Tech	H	L, 0-2
Oct. 12	Randolph-Macon	H	W, 2-1
Oct. 14	Roanoke	A	T, 0-0
Oct. 20	Lynchburg	H	L, 1-2
Oct. 22	Duke	A	W, 4-3
Oct. 27	North Carolina	H	L, 0-1
Nov. 2	N.C. State	H	W, 6-0
Nov. 5	Maryland	A	L, 0-2
Nov. 9	Washington & Lee	H	L, 0-1
Nov. 12	Randolph-Macon @	N4	L, 0-1

1966 (0-10, 0-4 ACC)

Oct. 4	Virginia Tech	A	L, 0-1
Oct. 7	Eastern Mennonite	H	L, 1-3
Oct. 11	Randolph-Macon	A	L, 2-6
Oct. 18	Lynchburg	A	L, 0-3
Oct. 24	Roanoke	H	L, 4-6
Oct. 27	N.C. State	A	L, 2-5
Oct. 28	North Carolina	A	L, 0-4
Nov. 3	Duke	H	L, 1-3
Nov. 8	Washington & Lee	A	L, 0-3
Nov. 10	Maryland	H	L, 1-5

1967 (3-9, 0-4 ACC)

Sept. 26	Eastern Mennonite	A	W, 5-1
Oct. 2	Virginia Tech	H	W, 2-1
Oct. 5	Lynchburg	H	L, 0-4
Oct. 9	Maryland	A	L, 0-4
Oct. 12	Randolph-Macon	H	L, 0-3
Oct. 20	Duke	A	L, 1-2
Oct. 21	Roanoke	N1	L, 0-1
Oct. 27	N.C. State	H	L, 2-4
Oct. 31	North Carolina	H	L, 2-3
Nov. 7	Washington & Lee	H	L, 2-4
Nov. 10	Eastern Mennonite @	N5	L, 4-5
Nov. 11	VMI @	A	W, 4-0

1968 (4-5-1, 1-3-1 ACC)

Oct. 2	Virginia Tech	A	W, 2-1
Oct. 4	Eastern Mennonite	H	L, 2-4
Oct. 7	Randolph-Macon	H	W, 4-1
Oct. 9	VMI	A	W, 2-0
Oct. 15	William & Mary	A	L, 1-2
Oct. 18	Duke	H	W, 8-2
Oct. 22	Clemson	H	T, 2-2 (ot)
Oct. 24	N.C. State	A	L, 1-2
Oct. 25	North Carolina	A	L, 0-3
Oct. 29	Maryland	H	L, 0-5

1969 (9-1-2, 4-0-1) ACC CHAMPIONS

Oct. 1	VMI	H	W, 5-0
Oct. 5	Clemson	H	W, 1-0 (ot)
Oct. 10	Washington & Lee	A	W, 2-1 (ot)
Oct. 15	William & Mary	H	W, 2-0
Oct. 17	Duke	A	W, 2-0
Oct. 20	Randolph-Macon	H	W, 2-1
Oct. 23	N.C. State	H	W, 5-1
Oct. 24	North Carolina	H	W, 1-0
Oct. 28	Maryland	A	T, 2-2
Oct. 30	Virginia Tech	H	W, 2-0
Nov. 17	Maryland \$	A	L, 0-5
Nov. 19	Roanoke @	H	T, 0-0

1970 (8-2-1, 3-1 ACC) ACC CHAMPIONS

Oct. 1	VMI	A	W, 4-0
Oct. 3	Hampden-Sydney	H	W, 8-0
Oct. 7	William & Mary	A	T, 2-2 (ot)
Oct. 11	Washington & Lee	H	W, 7-0
Oct. 13	North Carolina	A	W, 1-0
Oct. 18	Maryland	H	L, 2-3
Oct. 20	Randolph-Macon	A	L, 0-1
Oct. 23	Duke	H	W, 2-1
Oct. 26	Virginia Tech	A	W, 3-2
Nov. 1	Clemson	A	W, 2-1
Nov. 14	William & Mary @	H	W, 2-1

1971 (7-5-1, 1-3-1 ACC)

Sept. 26	Roanoke	H	W, 5-1
Oct. 1	Old Dominion	H	W, 11-0
Oct. 5	VMI	H	W, 3-0
Oct. 10	Clemson	H	L, 1-5
Oct. 13	Maryland	A	W, 2-1
Oct. 18	North Carolina	H	L, 0-1
Oct. 22	Duke	A	L, 1-2
Oct. 27	William & Mary	H	W, 6-1
Oct. 30	Virginia Tech	H	W, 4-1
Nov. 2	Hampden-Sydney	A	W, 3-0
Nov. 6	Navy	A	L, 0-1 (ot)
Nov. 10	N.C. State	H	T, 0-0 (ot)
Nov. 13	Lynchburg @	A	L, 0-1 (ot)

1972 (8-3-3, 1-2-2 ACC)

Sept. 27	George Mason	A	W, 2-1
Oct. 3	North Carolina	A	W, 2-0
Oct. 10	Randolph-Macon	A	T, 2-2
Oct. 15	Maryland	H	T, 1-1
Oct. 25	Duke	H	L, 0-1
Oct. 29	Clemson	A	L, 1-4
Nov. 1	William & Mary	A	W, 2-0
Nov. 4	Hampden-Sydney	H	W, 3-0
Nov. 6	Virginia Wesleyan	A	W, 7-0
Nov. 7	Old Dominion	A	W, 4-0
Nov. 11	N.C. State	H	T, 1-1
Nov. 13	Randolph-Macon @	H	W, 3-1
Nov. 15	James Madison @	H	L, 0-1
Nov. 18	Navy	H	W, 2-1 (ot)

1973 (6-7, 1-4 ACC)

Sept. 26	George Mason	H	W, 3-2
Sept. 28	Old Dominion	H	W, 4-1
Oct. 5	Maryland	A	L, 1-3
Oct. 9	Randolph-Macon	A	L, 0-2
Oct. 14	N.C. State	A	L, 1-3
Oct. 16	Duke	A	W, 2-0
Oct. 22	North Carolina	H	L, 0-1
Oct. 25	Hampden-Sydney	A	W, 4-3
Oct. 31	William & Mary	H	W, 4-1
Nov. 3	Navy	A	L, 1-3
Nov. 6	Virginia Wesleyan	H	W, 3-0
Nov. 9	Clemson	H	L, 0-5
Nov. 13	George Mason @	N6	L, 1-3

1974 (5-4-3, 3-2 ACC)

Oct. 1	George Mason	A	L, 0-2
Oct. 4	Maryland	H	L, 0-1
Oct. 7	Randolph-Macon	H	T, 3-3
Oct. 13	Clemson	A	L, 0-4
Oct. 15	North Carolina	A	W, 2-0
Oct. 18	Duke	H	W, 2-0
Oct. 23	Old Dominion	A	W, 4-3
Oct. 24	Virginia Wesleyan	A	T, 1-1
Oct. 30	William & Mary	A	T, 1-1
Nov. 2	Navy	H	L, 2-3
Nov. 5	Hampden-Sydney	H	W, 4-1
Nov. 8	N.C. State	H	W, 4-0

1975 (5-8, 0-5 ACC)

Sept. 19	Davidson	H	W, 3-1
Sept. 25	Washington & Lee	H	W, 5-0
Oct. 3	Baltimore	H	L, 0-1
Oct. 7	George Mason	H	W, 1-0 (forf.)
Oct. 12	Virginia Tech	H	W, 2-1
Oct. 17	Duke	A	L, 2-3
Oct. 21	North Carolina	A	L, 2-4
Oct. 25	Maryland	A	L, 1-6
Oct. 29	Randolph-Macon	A	L, 0-4
Nov. 2	N.C. State	A	L, 1-2
Nov. 4	Hampden-Sydney	A	W, 3-0
Nov. 7	Clemson	H	L, 0-2
Nov. 14	Navy	A	L, 1-2

1976 (8-6-2, 2-2-1 ACC)

Sept. 11	Adelphi	N7	L, 1-3
Sept. 12	Old Dominion	N7	W, 2-1
Sept. 17	James Madison	N8	L, 2-5
Sept. 18	Rollins	N8	L, 2-3 (ot)
Sept. 26	Hampden-Sydney	H	W, 2-0
Oct. 2	Richmond	H	W, 10-0
Oct. 6	Washington & Lee	A	W, 4-0
Oct. 9	Randolph-Macon	H	L, 0-1
Oct. 12	North Carolina	A	L, 1-2
Oct. 15	Duke	H	W, 3-1
Oct. 19	George Mason	A	T, 0-0
Oct. 23	Maryland	H	T, 2-2
Oct. 30	N.C. State	H	W, 3-0
Nov. 5	Clemson	A	L, 0-3
Nov. 6	Davidson	A	W, 6-1
Nov. 13	Navy	H	W, 2-1

1977 (12-6-1, 2-3 ACC)

Sept. 17	Old Dominion	N9	T, 2-2
Sept. 18	William & Mary	A9	L, 0-1
Sept. 21	VMI	H	W, 6-0
Sept. 27	Hampden-Sydney	A	W, 5-1
Oct. 1	Alumni	H	W, 5-1
Oct. 5	Lynchburg	H	W, 1-0
Oct. 8	Virginia Tech	A	W, 3-0
Oct. 11	North Carolina	H	L, 0-1
Oct. 15	Pfeiffer	H	L, 2-3 (ot)
Oct. 18	James Madison	A	W, 1-0
Oct. 22	Maryland	A	L, 2-4
Oct. 25	Duke	A	W, 1-0
Oct. 28	Washington & Lee	H	W, 4-0
Oct. 30	N.C. State	A	W, 1-0
Nov. 4	Clemson	H	L, 0-2
Nov. 6	Davidson	H	W, 7-2
Nov. 8	Washington & Lee	A	W, 3-0
Nov. 12	Navy	A	L, 0-1
Nov. 16	William & Mary @	H	W, 2-1

1978 (9-2-2, 3-2 ACC)

Sept. 16	Alumni	H	W, 4-0
Sept. 20	VMI	A	W, 6-0
Sept. 23	St. Mary's, Md.	H	W, 3-1
Sept. 26	Hampden-Sydney	H	W, 3-1
Sept. 30	North Carolina	A	L, 0-1
Oct. 7	Lynchburg	A	T, 1-1 (ot)
Oct. 15	Duke	H	W, 4-2 (ot)
Oct. 21	Virginia Tech	H	W, 1-0
Oct. 25	James Madison	H	T, 1-1 (ot)
Oct. 29	N.C. State	H	W, 1-0
Nov. 3	Clemson	A	L, 0-2
Nov. 4	Davidson	A	W, 2-0
Nov. 11	Maryland	H	W, 3-1

1979 (12-4-1, 3-1-1 ACC)

Sept. 9	Guilford	H	W, 3-0
Sept. 12	Hampden-Sydney	A	W, 2-0
Sept. 15	Maryland	A	W, 1-0
Sept. 19	Baltimore	H	W, 2-1 (ot)
Sept. 24	VMI	H	W, 3-0
Sept. 28	Cornell	N10	W, 1-0
Sept. 29	Old Dominion	A10	L, 0-1
Oct. 6	Duke	A	W, 2-1
Oct. 13	William & Mary	H	W, 2-1
Oct. 17	North Carolina	H	T, 1-1 (ot)
Oct. 20	Towson State	H	W, 1-0
Oct. 24	James Madison	A	L, 1-2
Oct. 27	N.C. State	A	W, 2-1
Oct. 30	Virginia Tech	A	W, 3-1
Nov. 2	Clemson	H	L, 0-2
Nov. 7	Lynchburg	H	W, 2-0
Nov. 20	American \$	H	L, 0-1

1980 (8-9-1, 2-3-1 ACC)

Sept. 3	Hampden-Sydney	H	W, 5-1
Sept. 7	Davis & Elkins	H	W, 3-0
Sept. 12	Maryland	H	W, 2-1
Sept. 14	Lynchburg	A	L, 1-2
Sept. 17	VMI	A	W, 6-1
Sept. 21	Wake Forest	A	W, 3-1
Sept. 27	West Virginia	N9	W, 2-1
Sept. 28	William & Mary	A9	L, 0-3
Oct. 4	James Madison	H	L, 0-1
Oct. 12	Akron	H	L, 0-1
Oct. 15	North Carolina	A	L, 0-2
Oct. 18	Connecticut (1)	A	L, 0-4
Oct. 21	Virginia Tech	H	W, 3-0
Oct. 25	N.C. State	H	L, 1-3
Oct. 29	Baltimore	A	W, 2-1
Nov. 1	Duke (14)	H	T, 2-2 (ot)
Nov. 9	Clemson	A	L, 0-4
Nov. 16	Old Dominion @	A	L, 0-2

1981 (10-6-2, 2-4 ACC)

Sept. 9	VMI	H	W, 5-0
Sept. 12	Maryland	A	W, 1-0
Sept. 17	VCU	H	T, 1-1 (ot)
Sept. 20	Wake Forest	H	L, 1-2
Sept. 27	North Carolina	H	W, 3-2 (ot)
Oct. 3	Marquette	N11	W, 2-0
Oct. 4	Akron	A11	L, 1-2
Oct. 7	James Madison	A	W, 4-0
Oct. 13	Old Dominion	H	W, 2-0
Oct. 16	Virginia Tech	A	W, 4-0
Oct. 20	Richmond	H	W, 11-0
Oct. 24	N.C. State (9)	A	L, 0-3
Oct. 31	Duke (3)	A	L, 2-3
Nov. 6	Clemson (2)	H	L, 0-2 (ot)
Nov. 9	Washington & Lee	H	W, 6-0
Nov. 13	George Mason @!	H	T, 1-1 (ot)
Nov. 15	William & Mary @	H	W, 3-2
Nov. 22	West Virginia \$	H	L, 1-2

1982 (16-2-2, 3-1-2 ACC)

Sept. 5	Pittsburgh	H	W, 3-0
Sept. 7	VMI	A	W, 9-1
Sept. 12	Alabama A & M (10)	H	W, 4-0
Sept. 15	(3) VCU	H	W, 8-0
Sept. 19	(3) Wake Forest	A	W, 2-0
Sept. 22	(4) Lynchburg	H	W, 2-0
Sept. 25	(4) Maryland	H	W, 2-1
Sept. 29	(3) James Madison	A	W, 2-0
Oct. 3	(3) North Carolina (15)	A	T, 0-0 (ot)
Oct. 6	(4) Randolph-Macon	A	W, 1-0
Oct. 12	(4) Old Dominion	A	W, 2-1
Oct. 15	(4) Virginia Tech	H	W, 2-1
Oct. 20	(4) George Washington	H	W, 5-0
Oct. 24	(4) N.C. State	H	W, 2-1
Oct. 31	(4) Duke (2)	H	T, 2-2 (ot)
Nov. 5	(4) Clemson (6)	A	L, 0-1
Nov. 9	(8) Radford	H	W, 7-1
Nov. 12	(8) William & Mary @ N12	H	W, 1-0
Nov. 14	(8) George Mason (3) @	A	W, 3-2
Nov. 21	(5) George Mason (7) \$	H	L, 0-1

1983 (16-5, 5-1 ACC)**ACC CHAMPIONS**

Sept. 1	(8) UNC Wilmington	H	W, 4-0
Sept. 4	(8) Long Island (4)	H	L, 1-3
Sept. 9	(8) California	N13	L, 0-3
Sept. 10	(8) San Francisco (3)	A13	L, 1-2
Sept. 14	(8) VMI	H	W, 7-0
Sept. 18	(8) Wake Forest	H	W, 3-1
Sept. 21	VCU	A	W, 5-0
Sept. 25	Maryland	A	W, 4-1
Sept. 29	(17) Averett	H	W, 3-0
Oct. 2	(17) North Carolina	H	W, 2-0
Oct. 5	(16) Randolph-Macon	H	W, 2-0
Oct. 11	(18) Old Dominion	H	W, 6-0
Oct. 14	(18) James Madison	A	W, 2-1
Oct. 19	(16) Virginia Tech	A	W, 6-0
Oct. 22	(16) N.C. State	A	W, 2-1
Oct. 30	(14) Duke (1)	A	L, 0-1
Nov. 4	(17) Clemson (3)	H	W, 2-1 (ot)
Nov. 8	(13) Radford	H	W, 5-0
Nov. 20	(10) William & Mary	\$H	W, 2-1
Nov. 27	(5) San Francisco (8)	\$ H	W, 3-2
Dec. 4	(3) Indiana (2)	\$ A	L, 1-3

1984 (19-3-1, 6-0 ACC)**ACC CHAMPIONS**

Sept. 1	(6) Ohio State	H	W, 4-1	
Sept. 4	(6) UNC Greensboro	H	W, 1-0 (ot)	
Sept. 8	(6) Indiana (1)	A14	L, 0-1	
Sept. 9	(6) UCLA (4)	N14	L, 1-2	
Sept. 12	VMI	A	W, 10-0	
Sept. 16	Wake Forest	A	W, 2-0	
Sept. 19	(11) VCU	H	W, 8-1	
Sept. 22	(11) Maryland	H	W, 8-1	
Sept. 26	(8) Radford	A	W, 5-0	
Sept. 30	(8) North Carolina (13)	A	W, 3-2	
Oct. 2	(11) Longwood	H	W, 4-0	
Oct. 5	(11) Old Dominion	A	W, 1-0 (ot)	
Oct. 10	(11) Virginia Tech	H	W, 7-0	
Oct. 14	(11) N.C. State (9)	H	W, 1-0	
Oct. 17	(8) James Madison	H	W, 3-0	
Oct. 21	(8) E. Dickinson (7)	A	T, 1-1 (ot)	
Oct. 27	(8) Duke (17)	H	W, 4-2	
Nov. 2	(5) Clemson	A	W, 2-0	
Nov. 6	(4) Richmond	H	W, 6-0	
Nov. 9	(4) Old Dominion @	H	W, 2-1	
Nov. 11	(4) George Mason @	H	W, 2-0	
Nov. 25	(3) American (18)	\$!	H	W, 1-0
Dec. 2	(3) Clemson (9)	\$	H	L, 0-1

1985 (15-4-1, 4-1-1 ACC)

Sept. 1	(2) Notre Dame	H	W, 3-0	
Sept. 6	(2) West Virginia	H15	W, 3-0	
Sept. 7	(2) George Washington	H15	W, 4-1	
Sept. 11	(2) VMI	H	W, 7-0	
Sept. 15	(2) Wake Forest	H	W, 2-0	
Sept. 18	(1) Cal Santa Barbara	H	W, 2-0	
Sept. 22	(1) Maryland	A	W, 2-0	
Sept. 29	(1) North Carolina	H	W, 3-1	
Oct. 1	(1) Radford	H	W, 5-0	
Oct. 4	(1) Tampa	A16	W, 1-0	
Oct. 5	(1) South Florida	N16	W, 3-2	
Oct. 9	(1) Virginia Tech	A	W, 3-0	
Oct. 12	(1) N.C. State (8)	A	T, 2-2 (ot)	
Oct. 16	(2) Old Dominion	H	L, 0-1	
Oct. 20	(2) Fairleigh Dickinson	H	W, 2-1	
Oct. 23	(3) James Madison	A	W, 4-0	
Oct. 27	(3) Duke (16)	A	L, 0-1	
Nov. 1	(7) Clemson (1)	H	W, 2-0	
Nov. 9	(5) George Mason (17)	A	L, 2-3	
Nov. 17	(10) Geo. Mason (14)	\$	H	L, 0-1

1986 (17-2-2, 6-0 ACC)**ACC CHAMPIONS**

Aug. 31	(11) Davis & Elkins	H	W, 2-1	
Sept. 5	(11) UNLV (12)	N14	L, 1-2	
Sept. 6	(11) Indiana (8)	A14	T, 1-1 (ot)	
Sept. 10	(13) Old Dominion	A	T, 1-1 (ot)	
Sept. 14	(13) Wake Forest	A	W, 3-1	
Sept. 17	(11) Appalachian State	H	W, 3-1	
Sept. 21	(11) Maryland (16)	H	W, 1-0	
Sept. 24	(9) Radford	A	W, 1-0	
Sept. 28	(9) North Carolina	A	W, 4-1	
Oct. 3	(6) Richmond	H15	W, 3-0	
Oct. 4	(6) Cornell	H15	W, 2-0	
Oct. 7	(5) James Madison	H	W, 4-0	
Oct. 12	(5) N.C. State (6)	H	W, 4-0	
Oct. 17	(5) Princeton	N17	W, 2-0	
Oct. 19	(5) Rutgers	A17	W, 4-1	
Oct. 22	(3) Liberty	H	W, 2-0	
Oct. 26	(3) Duke (5)	H	W, 4-0	
Nov. 2	(3) Clemson	A	W, 1-0	
Nov. 5	(2) Virginia Tech	H	W, 5-0	
Nov. 9	(2) George Mason (20)	H	W, 3-0	
Nov. 16	(2) Loyola, Md. (13)	\$	H	L, 0-1

1987 (17-3-2, 5-0-1 ACC)

Sept. 2	(6) Coastal Carolina	H	W, 3-2
Sept. 4	(6) Wake Forest	H15	W, 3-0
Sept. 5	(6) Adelphi	H15	W, 1-0
Sept. 8	(6) Old Dominion	H	W, 1-0
Sept. 11	(6) Oneonta State	A18	W, 1-0
Sept. 12	(6) Boston Univ. (19)	N18	W, 1-0
Sept. 16	(4) Catawba	H	W, 6-0
Sept. 20	(4) Maryland (20)	A	W, 1-0
Sept. 23	(2) Radford	H	W, 7-0
Sept. 27	(2) North Carolina (3)	H	W, 2-0
Sept. 30	(1) James Madison	A	W, 1-0
Oct. 4	(1) Long Island	H	W, 2-1
Oct. 7	(1) Richmond	A	W, 4-1
Oct. 11	(1) N.C. State (14)	A	W, 2-0
Oct. 16	(1) So. Methodist (19)	A19	L, 0-1
Oct. 18	(1) Saint Louis	N19	T, 1-1 (ot)
Oct. 23	(3) Duke (4)	A	T, 0-0 (ot)
Oct. 27	(3) Liberty	H	W, 1-0
Nov. 1	(3) Clemson (10)	H	W, 1-0
Nov. 6	(3) North Carolina (13)	#N20	L, 0-3
Nov. 15	(3) George Mason (13)	\$H	W, 2-0
Nov. 22	(3) Loyola, Md. (12)	\$ A	L, 0-1

1988 (18-1-3, 5-0-1 ACC)**ACC CHAMPIONS**

Sept. 2	(6) Illinois State	H15	W, 2-0	
Sept. 4	(6) William & Mary	H15	W, 1-0	
Sept. 9	(6) UCLA (18)	N21	W, 3-0	
Sept. 10	(6) UNLV	A21	T, 2-2 (ot)	
Sept. 14	(2) VCU	H	W, 2-0	
Sept. 18	(2) Maryland	H	W, 2-1	
Sept. 21	(2) Radford	H	W, 3-0	
Sept. 25	(2) Wake Forest (14)	A	T, 0-0 (ot)	
Sept. 28	(2) James Madison	H	W, 2-0	
Oct. 2	(2) North Carolina	A	W, 2-0	
Oct. 5	(1) Richmond	H	W, 4-0	
Oct. 9	(1) N.C. State (4)	H	W, 2-0	
Oct. 12	(1) Towson State	H	W, 3-0	
Oct. 15	(1) George Mason (12)	A	W, 3-0	
Oct. 19	(1) UMBC	H	W, 3-2 (ot)	
Oct. 22	(1) Duke (6)	H	W, 1-0	
Oct. 25	(1) Liberty	A	W, 1-0 (ot)	
Oct. 30	(1) Clemson (19)	A	W, 1-0	
Nov. 4	(1) N.C. State (14)	#	N22	T, 0-0 (ot)
Nov. 6	(1) North Carolina #	N22	W, 2-1	
Nov. 20	(1) Fairleigh Dickinson	\$	H	W, 1-0
Nov. 27	(1) Howard (6)	\$	H	L, 2-3 (ot)

1989 (21-2-2, 5-0-1 ACC)**NCAA CO-CHAMPIONS**

Sept. 2	(1) Indiana (2)	A14	W, 1-0	
Sept. 3	(1) Notre Dame	N14	W, 3-0	
Sept. 5	(1) Longwood	H	W, 3-1	
Sept. 8	(1) UNC Charlotte	H15	W, 2-0	
Sept. 10	(1) Charleston	H15	W, 6-0	
Sept. 13	(1) VCU	A	W, 10-0	
Sept. 17	(1) Maryland	A	W, 4-1	
Sept. 20	(1) Pennsylvania	H	W, 2-0	
Sept. 24	(1) Wake Forest (13)	H	W, 1-0	
Sept. 27	(1) James Madison	A	W, 2-1 (ot)	
Oct. 1	(1) North Carolina (11)	H	W, 3-0	
Oct. 4	(1) Richmond	A	L, 0-1	
Oct. 8	(1) N.C. State	A	W, 4-0	
Oct. 11	(1) Towson State	H	W, 2-0	
Oct. 14	(1) San Francisco	N23	W, 1-0	
Oct. 15	(1) Stanford	A23	W, 2-1 (ot)	
Oct. 18	(1) George Mason	H	W, 1-0	
Oct. 21	(1) Duke (16)	A	T, 2-2 (ot)	
Oct. 25	(1) Virginia Tech	H	W, 3-1 (ot)	
Oct. 29	(1) Clemson (18)	H	W, 4-2 (ot)	
Nov. 3	(1) Duke (14)	#	A	L, 0-1
Nov. 19	(2) Phila. Textile (13)	\$	H	W, 4-1
Nov. 26	(2) South Carolina (4)	\$	H	W, 1-0 (ot)
Dec. 2	(2) Rutgers (7)	\$	A	W, 3-0
Dec. 3	(2) Santa Clara (1)	\$	N24	T, 1-1 (ot)

1990 (12-6-6, 3-2-1 ACC)

Aug. 28	(2) Radford	H	W, 3-1	
Aug. 31	(2) Army	H15	W, 4-0	
Sept. 2	(2) South Carolina (5)	H15	T, 1-1 (ot)	
Sept. 7	(3) Saint Louis (16)	N14	T, 1-1 (ot)	
Sept. 8	(3) Indiana (18)	A14	L, 1-2	
Sept. 12	(7) VCU	H	W, 8-0	
Sept. 16	(7) Maryland	H	L, 0-1	
Sept. 23	(15) Wake Forest	A	W, 1-0	
Sept. 26	(13) James Madison	H	W, 2-0	
Sept. 30	(13) North Carolina (7)	A	W, 2-0	
Oct. 3	(9) Richmond	H	T, 0-0 (ot)	
Oct. 6	(9) N.C. State (3)	H	W, 3-2 (ot)	
Oct. 13	(6) Rutgers (11)	A17	W, 1-0	
Oct. 14	(6) Princeton	N17	L, 1-2	
Oct. 17	(7) George Mason (18)	A	T, 1-1 (ot)	
Oct. 21	(7) Duke (17)	H	L, 0-2 (ot)	
Oct. 24	(15) Virginia Tech	A	W, 4-0	
Oct. 28	(15) Clemson (1)	A	T, 1-1 (ot)	
Nov. 1	(14) # Carolina (11)	#	N20	W, 3-0
Nov. 2	(14) Wake Forest #!	N20	T, 0-0 (ot)	
Nov. 3	(14) N.C. State (13)	#	N20	L, 1-2
Nov. 11	(8) Richmond	\$	H	W, 1-0
Nov. 18	(8) North Carolina (13)	\$	H	W, 3-1
Nov. 25	(8) N.C. State (2)	\$ &	A	L, 1-2 (ot)

1991 (19-1-2, 5-1 ACC)**NCAA CHAMPIONS****ACC CHAMPIONS**

Sept. 7	(3) Creighton	H15	T, 3-3 (ot)	
Sept. 8	(3) Rutgers	H15	W, 2-1 (ot)	
Sept. 15	(3) Maryland	A	W, 3-0	
Sept. 18	(1) Virginia Tech	H	W, 3-1	
Sept. 22	(1) Wake Forest (14)	H	L, 0-2	
Sept. 25	(6) James Madison	A	W, 2-0	
Sept. 29	(6) North Carolina (4)	H	W, 1-0	
Oct. 5	(4) N.C. State (8)	A	W, 4-3	
Oct. 9	(4) William & Mary (20)	H	W, 2-1	
Oct. 12	(4) American	A	W, 2-0	
Oct. 15	(3) Richmond	A	W, 3-2	
Oct. 20	(3) Duke (10)	A	W, 5-2 (ot)	
Oct. 23	(1) Liberty	H	W, 4-0	
Oct. 27	(1) Clemson (18)	H	W, 2-1	
Oct. 30	(1) Mount St. Mary's	H	W, 6-0	
Nov. 3	(1) George Mason	H	W, 2-1	
Nov. 8	(1) North Carolina (13)	#	A	W, 1-0
Nov. 10	(1) Wake Forest (8)	#	N25	W, 3-1
Nov. 24	(1) Hartford	\$	H	W, 2-1 (ot)
Dec. 1	(1) Yale	\$	H	W, 2-0
Dec. 6	(1) Saint Louis (3)	\$	N26	W, 3-2 (ot)
Dec. 8	(1) Santa Clara (2)	\$!	N26	T, 0-0 (ot)

1992 (21-2-1, 5-1 ACC)**NCAA CHAMPIONS****ACC CHAMPIONS**

Sept. 5	(1) Penn State	H15	W, 4-0	
Sept. 7	(1) Seton Hall (15)	H15	W, 4-1	
Sept. 9	(1) UMBC	H	W, 2-0	
Sept. 13	(1) Maryland	H	W, 5-1	
Sept. 16	(1) Virginia Tech	A	W, 3-0	
Sept. 20	(1) Wake Forest (16)	A	W, 3-2 (ot)	
Sept. 23	(1) James Madison (8)	H	W, 3-0	
Sept. 27	(1) North Carolina	A	W, 6-3	
Sept. 30	(1) Richmond	H	W, 4-1	
Oct. 4	(1) N.C. State (10)	H	W, 3-2 (ot)	
Oct. 7	(1) Towson State	H	W, 3-0	
Oct. 11	(1) Clemson (4)	A	W, 3-2 (ot)	
Oct. 16	(1) Pennsylvania	H27	W, 3-0	
Oct. 18	(1) Princeton	H27	W, 2-0	
Oct. 21	(1) William & Mary (16)	A	T, 0-0 (ot)	
Oct. 25	(1) Duke (2)	H	L, 1-2	
Oct. 28	(2) Liberty	H	W, 3-1	
Oct. 31	(2) George Mason	A	L, 0-2	
Nov. 6	(4) North Carolina #	A	W, 2-0	
Nov. 8	(4) Clemson #	N25	W, 4-2	
Nov. 22	(1) Penn State \$	H	W, 4-1	
Nov. 29	(1) Dartmouth \$	H	W, 3-0	
Dec. 4	(1) Duke (3)	\$	N28	W, 3-0
Dec. 6	(1) San Diego (16)	\$	N28	W, 2-0

1993 (22-3, 4-2 ACC)**NCAA CHAMPIONS****ACC CHAMPIONS**

Sept. 4	(1) Florida Int'l	H15	W, 3-1 (ot)	
Sept. 5	(1) Connecticut	H15	W, 5-1	
Sept. 8	(1) American	H	W, 4-1	
Sept. 12	(1) Maryland	A	W, 1-0	
Sept. 15	(1) Virginia Tech	H	W, 6-1	
Sept. 19	(1) Wake Forest (10)	H	W, 1-0	
Sept. 22	(1) Georgetown	H	W, 4-1	
Sept. 26	(1) North Carolina (19)	H	W, 3-2	
Sept. 29	(1) Richmond	A	W, 2-0	
Oct. 3	(1) N.C. State	A	W, 3-1	
Oct. 6	(1) West Virginia	H	W, 5-0	
Oct. 10	(1) Clemson (14)	H	L, 1-2	
Oct. 15	(3) Cornell	H27	W, 4-0	
Oct. 17	(3) Brown	H27	L, 0-2	
Oct. 20	(7) Radford	H	W, 2-0	
Oct. 24	(7) Duke (6)	A	L, 0-1	
Oct. 30	(8) George Mason	H	W, 3-1	
Nov. 4	(7) Wake Forest #	N25	W, 4-0	
Nov. 5	(7) Duke (3) #	N25	W, 1-0	
Nov. 7	(7) Clemson (6) #	N25	W, 2-1	
Nov. 14	(3) William & Mary \$	H	W, 2-1	
Nov. 21	(3) Loyola, Md. (16)	\$	H	W, 2-1
Nov. 28	(3) Wisconsin (19)	\$	H	W, 3-0
Dec. 3	(3) Princeton (17)	\$	N28	W, 3-1
Dec. 5	(3) South Carolina (13)	\$	N28	W, 2-0

1994 (22-3-1, 4-2 ACC)**NCAA CHAMPIONS****ACC CHAMPIONS**

Sept. 3	(1) Boston University	H15	L, 2-3
Sept. 4	(1) St. John's (11)	H15	W, 2-0
Sept. 7	(1) American	A	W, 4-1
Sept. 11	(1) Maryland	H	W, 4-2
Sept. 14	(1) Virginia Tech	A	W, 8-2
Sept. 18	(1) Wake Forest	A	W, 3-2
Sept. 21	(1) George Washington	H	W, 7-0
Sept. 25	(1) North Carolina (7)</		

Nov. 11	(4) Clemson #1	A	T, 2-2 (ot)
Nov. 13	(4) Duke (7) #	N22	W, 1-0
Nov. 20	(4) UNC Greensboro \$	H	W, 3-0
Nov. 27	(4) Maryland \$	H	W, 2-1
Dec. 4	(4) James Madison (10) \$	H	W, 4-1
Dec. 9	(4) Rutgers \$	N28	W, 2-1
Dec. 11	(4) Indiana (1) \$	N28	W, 1-0

**1995 (21-1-2, 4-0-2 ACC)
ACC CHAMPIONS**

Sept. 3	(1) UNLV	H15	W, 3-0
Sept. 4	(1) Boston College	H15	W, 3-2
Sept. 10	(1) Maryland (5)	A	T, 2-2 (ot)
Sept. 13	(1) Virginia Tech	H	W, 7-1
Sept. 17	(1) Wake Forest	H	W, 4-1
Sept. 20	(1) Liberty	H	W, 2-1
Sept. 24	(1) North Carolina (6)	H	W, 7-1
Sept. 27	(1) Richmond	A	W, 2-1
Oct. 1	(1) N.C. State	A	W, 4-0
Oct. 6	(1) San Francisco	A	W, 4-1
Oct. 8	(1) St. Mary's, Calif.	A	W, 3-2 (ot)
Oct. 11	(1) Navy	H	W, 7-5
Oct. 15	(1) Clemson (4)	H	W, 2-1 (ot)
Oct. 18	(1) UMBC	H	W, 3-0
Oct. 22	(1) Duke (9)	A	T, 3-3 (ot)
Oct. 25	(1) Robert Morris	H	W, 3-0
Oct. 29	(1) American	H	W, 5-1
Nov. 4	(1) George Mason	H	W, 2-1
Nov. 10	(1) Duke (11) #	A	W, 4-1
Nov. 12	(1) Clemson (6) #	N20	W, 1-0
Nov. 19	(1) Rhode Island (10) \$	H	W, 2-1
Nov. 26	(1) Hartwick \$	H	W, 4-0
Dec. 3	(1) Brown (18) \$	H	W, 4-1
Dec. 8	(1) Duke (11) \$	N29	L, 2-3

1996 (16-3-3, 4-0-2 ACC)

Aug. 31	(1) Old Dominion	H	W, 4-0
Sept. 6	(1) Cal St. Fullerton (17)	H15	T, 2-2 (ot)
Sept. 8	(1) Saint Louis (5)	H15W	2-1 (ot)
Sept. 11	(2) VMI	H	W, 7-0
Sept. 15	(2) Maryland	H	T, 1-1 (ot)
Sept. 18	(3) Virginia Tech	A	W, 3-0
Sept. 22	(3) Wake Forest	A	W, 2-0
Sept. 25	(2) Richmond	H	W, 3-0
Sept. 29	(2) North Carolina	A	T, 3-3 (ot)
Oct. 2	(1) Liberty	H	W, 2-1
Oct. 6	(1) N.C. State	H	W, 5-0
Oct. 11	(1) Cornell (19)	H30	W, 5-0
Oct. 13	(1) Princeton	H30	W, 3-0
Oct. 16	(1) Marshall	H	W, 3-1
Oct. 20	(1) Clemson	A	W, 3-2 (ot)
Oct. 26	(1) Duke (9)	H	W, 6-1
Oct. 30	(1) Georgetown	H	W, 6-0
Nov. 2	(1) VCU	H	W, 2-0
Nov. 9	(1) George Mason	A	L, 0-3
Nov. 15	(1) Duke #	H	W, 3-2 (ot)
Nov. 17	(1) Maryland #	H	L, 0-2
Nov. 24	(3) George Mason (15) \$	H	L, 0-1

1997 (19-4-3, 3-1-2 ACC)

ACC CHAMPIONS

Aug. 30	(4) American	A	L, 1-3
Sept. 5	(15) Akron	H15	W, 5-1
Sept. 7	(15) Fla. International (3)	H15	T, 1-1 (ot)
Sept. 10	(11) Central Connecticut	H	W, 4-0
Sept. 13	(11) Maryland (2)	A	T, 0-0 (ot)
Sept. 17	(8) Virginia Tech (14)	H	W, 3-1
Sept. 21	(8) Wake Forest	H	W, 3-1
Sept. 24	(6) VCU (18)	H	W, 2-1
Sept. 28	(6) North Carolina	H	W, 2-1 (ot)
Oct. 1	(4) Liberty	H	W, 5-2
Oct. 5	(4) N.C. State (6)	A	L, 1-2 (ot)
Oct. 8	(11) Georgetown	A	W, 1-0
Oct. 11	(11) Seton Hall	A	W, 3-2
Oct. 19	(6) Clemson (20)	H	T, 1-1 (ot)
Oct. 25	(6) Duke (3)	A	W, 2-0
Oct. 29	(4) Mount St. Mary's	H	W, 3-0
Nov. 1	(4) Old Dominion	A	L, 0-1
Nov. 7	(8) George Mason	H	W, 3-1
Nov. 13	(8) North Carolina #	N31	W, 4-0
Nov. 14	(8) Wake Forest #	N31	W, 2-1
Nov. 16	(8) Maryland (11) #	N31	W, 2-0
Nov. 23	(6) Howard \$	H	W, 3-0
Nov. 30	(6) Georgetown \$	H	W, 5-1
Dec. 6	(6) American (8) \$	H	W, 2-1 (ot)
Dec. 12	(6) Saint Louis (12) \$	N29	W, 3-1
Dec. 14	(6) UCLA (2) \$	N29	L, 0-2

1998 (16-4-3, 4-1-1 ACC)

Sept. 4	(4) San Diego	N32	W, 1-0
Sept. 6	(4) Cal State Fullerton	N32	T, 1-1 (ot)
Sept. 9	(7) Lehigh	H	W, 2-1 (ot)
Sept. 12	(7) Maryland (17)	H	W, 4-1
Sept. 16	(6) Virginia Tech	A	W, 3-0
Sept. 19	(6) Wake Forest	A	T, 2-2 (ot)
Sept. 23	(6) Marshall	H	W, 4-0
Sept. 27	(6) North Carolina	A	W, 2-0
Sept. 30	(6) Buffalo	H	W, 5-1
Oct. 3	(6) N.C. State	H	W, 4-0
Oct. 9	(5) American	H15	L, 1-2
Oct. 11	(5) Adelphi	H15	W, 3-0
Oct. 18	(10) Clemson (4)	A	L, 0-2
Oct. 25	(11) Duke (3)	H	W, 3-2
Oct. 28	(5) Fairleigh Dickinson	H	W, 2-1 (ot)
Oct. 31	(5) VCU (20)	H	W, 3-2
Nov. 3	(4) William & Mary	N33	T, 0-0 (ot)
Nov. 7	(4) Ohio State	H	W, 1-0
Nov. 12	(5) N.C. State #	N34W	4-0 (ot)
Nov. 13	(5) Duke (4) #	N34	L, 1-3 (ot)
Nov. 22	(5) Rider \$	H	W, 3-0
Nov. 29	(5) South Carolina (6) \$	H	W, 1-0
Dec. 6	(5) Stanford (9) \$	H	L, 0-3

1999 (14-9-1, 1-4-1 ACC)

Sept. 3	(6) Seton Hall	N36W	4-3 (ot)
Sept. 5	(6) Gonzaga	N36	L, 2-3
Sept. 8	(17) Appalachian State	H	W, 8-1
Sept. 12	(17) Maryland (4)	A	L, 0-1
Sept. 15	(17) Mount St. Mary's	H	W, 3-0
Sept. 19	(17) Wake Forest	H	T, 1-1
Sept. 22	(17) Virginia Tech	H	W, 2-1
Sept. 25	(17) North Carolina (18)	H	W, 2-1
Sept. 29	(13) American	H	W, 2-0
Oct. 3	(13) N.C. State	A	L, 1-2
Oct. 6	William & Mary	H	L, 0-1
Oct. 9	VCU (7)	A	W, 2-0
Oct. 16	(18) Clemson	H	L, 1-2
Oct. 20	Marshall	H	W, 3-0
Oct. 24	Duke (7)	A	L, 0-3
Oct. 29	Cal-State Fullerton	N35	W, 2-1
Oct. 31	UCLA (2)	N35	L, 0-2
Nov. 5	Ohio State	H	W, 1-0
Nov. 11	Maryland (5) #	N34	W, 2-0
Nov. 12	Wake Forest (9) #	N34	W, 2-1
Nov. 14	Duke (2) #	N34	L, 1-2 (ot)
Nov. 21	Princeton \$	H	W, 2-1 (ot)
Nov. 28	Brown (17) \$	H	W, 3-1
Dec. 4	UCLA (4) \$	H	L, 0-2

2000 (17-6-1, 5-1-0 ACC)

Sept. 1	(3) South Florida	N36	W, 3-2
Sept. 3	(3) Jacksonville	N36	W, 7-1
Sept. 8	(1) South Carolina	N37	L, 1-2
Sept. 10	(1) Indiana	N37	L, 1-2
Sept. 13	(11) Northeastern	H	W, 4-1
Sept. 16	(11) Wake Forest (5)	A	W, 2-0
Sept. 20	(8) VCU	H	W, 1-0 (ot)
Sept. 24	(8) North Carolina (10)	A	W, 3-1
Sept. 27	(7) William & Mary	N33	L, 2-3 (ot)
Oct. 1	(7) N.C. State	H	W, 6-1
Oct. 4	(13) James Madison (17)	H	W, 3-2 (2ot)
Oct. 6	(13) Fairfield	H	T, 2-2 (2ot)
Oct. 15	(15) Clemson (9)	A	W, 3-2
Oct. 18	(10) Elon	H	W, 3-1
Oct. 21	(10) Duke	H	L, 2-3
Oct. 25	(12) American	H	W, 4-1
Oct. 29	(12) Providence	H	W, 2-0
Nov. 3	(10) Maryland	H	W, 2-0
Nov. 9	(9) N.C. State #	N34	W, 1-0
Nov. 10	(9) Duke (6) #	N34	W, 3-0
Nov. 12	(9) North Carolina (2) #	N34	L, 0-1 (ot)
Nov. 19	(6) Lehigh \$	H	W, 5-0
Nov. 26	(6) St. John's (16) \$	H	W, 2-1
Dec. 2	(6) Creighton (7) \$	H	L, 0-3

2001 (17-2-1, 6-0-0 ACC)

Aug. 31	(3) Liberty	N36	W, 2-1
Sept. 2	(3) UCLA (7)	N36	T, 2-2 (ot)
Sept. 7	(3) American	N37	W, 4-2
Sept. 9	(3) Creighton (11)	N37	W, 3-2
Sept. 17	(2) Wake Forest	H	W, 1-0
Sept. 22	(2) North Carolina (13)	H	W, 2-0
Sept. 26	(2) William & Mary	H	W, 1-0
Sept. 30	(2) N.C. State	A	W, 2-0
Oct. 2	(2) Temple	H	W, 4-0
Oct. 6	(2) VCU	A	W, 1-0
Oct. 13	(2) Clemson (11)	H	W, 2-0
Oct. 17	(2) Mercer	H	W, 2-1
Oct. 20	(2) Duke	A	W, 1-0 (ot)
Oct. 24	(2) East Carolina	H	W, 2-0
Oct. 30	(2) UNC-Greensboro	H	W, 7-1
Nov. 4	(2) Maryland	A	W, 3-0
Nov. 9	(2) James Madison	H	W, 2-1
Nov. 16	(2) Wake Forest (9) #	N22W	1-0 (ot)
Nov. 18	(2) Clemson (8) #	N22	L, 0-1
Nov. 25	(2) Seton Hall \$	H	L, 0-1

2002 (15-7-0, 3-3-0 ACC)

Aug. 30	(2) Kentucky (25)	N36	W, 3-2
Sept. 1	(2) Rhode Island	N36	W, 2-1
Sept. 2	(1) VCU	N37	W, 4-1
Sept. 8	(1) Penn State	N37	L, 2-4
Sept. 14	(6) Wake Forest (13)	A	L, 1-2
Sept. 21	(9) North Carolina (16)	A	L, 1-2
Sept. 25	(18) William & Mary	N38	L, 0-1
Sept. 28	(18) N.C. State	H	W, 4-0
Oct. 2	Marshall	H	W, 3-0
Oct. 4	Hartwick	H	W, 5-0
Oct. 13	Clemson (4)	A	L, 2-3 (ot)
Oct. 16	Liberty	H	W, 5-2
Oct. 20	Duke (18)	H	W, 3-1
Oct. 23	(21) Old Dominion	H	W, 3-2
Oct. 26	(21) American	H	W, 2-1
Nov. 1	(20) Maryland (5)	H	W, 1-0
Nov. 5	(11) Pittsburgh	H	W, 2-0
Nov. 8	(11) Temple	H	W, 6-0
Nov. 14	(11) Duke #	N39	W, 4-1
Nov. 15	(11) Wake Forest (1) #	N39	W, 1-0
Nov. 17	(11) Maryland (10) #	N39	L, 0-3
Nov. 27	(9) William & Mary \$ & H	L	1-1 (ot)

1997 Virginia Men's Soccer Team



2003 (11-10-2, 3-3-0 ACC)**ACC CHAMPIONS**

Aug. 29	(19) Seton Hall	N36	L, 0-1
Aug. 31	(19) Saint Louis (13)	N36	L, 2-3 (ot)
Sept. 5	American	N37	W, 1-0
Sept. 7	UCLA (1)	N37	L, 0-4
Sept. 13	Wake Forest (3)	H	W, 2-1
Sept. 17	(17) Mount St. Mary's	H	W, 1-0
Sept. 21	(17) North Carolina (4)	H	W, 1-0
Sept. 24	(7) William & Mary	H	L, 2-3 (ot)
Sept. 28	N.C. State	A	L, 0-1
Oct. 4	Alabama A&M	H	W, 4-1
Oct. 11	Clemson	H	W, 3-2
Oct. 15	(25) West Virginia	H	W, 2-1
Oct. 17	(25) Duke	A	L, 1-3
Oct. 24	Liberty	H	W, 2-1
Oct. 28	UNC-Greensboro	A	L, 0-1
Oct. 31	Maryland (3)	A	L, 0-1
Nov. 7	VCU (12)	H	L, 1-2
Nov. 12	Clemson #!	N39	T, 0-0 (ot)
Nov. 14	Wake Forest (3) #	N39	W, 1-0
Nov. 16	Maryland (2) #!	N39	T, 1-1 (ot)
Nov. 21	(22) Seton Hall \$	H	W, 2-0
Nov. 26	(22) Wake Forest (4) \$	A	W, 2-0
Nov. 30	(22) Creighton \$	H	L, 1-3

2004 (18-5-1, 4-3-0 ACC)**ACC CHAMPIONS**

Sept. 3	(11) Marshall	N36	W, 3-0
Sept. 5	(11) Long Island	N36	W, 2-0
Sept. 10	(11) Cincinnati	N40	W, 1-0
Sept. 12	(11) Saint Louis (8)	N40	L, 1-2
Sept. 17	(20) Wake Forest (2)	A	W, 2-1
Sept. 21	(12) Manhattan	H	W, 4-1
Sept. 26	(12) North Carolina	A	L, 1-2
Sept. 29	(22) UMBC	H	W, 3-1
Oct. 2	(22) N.C. State	H	W, 2-1
Oct. 6	(17) Liberty	H	W, 3-0
Oct. 9	(17) Davidson	H	W, 4-1
Oct. 12	(15) Saint Francis (N.Y.)	H	W, 3-1
Oct. 17	(15) Clemson	A	W, 2-0
Oct. 20	(8) Longwood	H	W, 1-0 (ot)
Oct. 23	(8) Duke (13)	H	W, 3-2 (ot)
Oct. 27	(7) Old Dominion (24)	H	W, 4-1
Oct. 30	(7) Virginia Tech	A	L, 1-2
Nov. 5	(9) Maryland (12)	H	L, 1-2
Nov. 10	(11) Duke (14) #	N39	W, 3-1
Nov. 12	(11) Wake Forest (8) #	N39	W, 2-1
Nov. 14	(11) Maryland (5) #	N39	W, 2-1
Nov. 24	(4) American \$	H	W, 2-1
Nov. 27	(4) New Mexico (1) \$! H	T	1-1 (ot)
Dec. 4	(4) Duke (17) \$	H	L, 0-3

2005 (12-5-3, 6-2-0 ACC)

Sept. 2	(11) UC Riverside	N41	W, 2-0
Sept. 4	(11) UC Santa Barbara(9)	A	T, 0-0 (ot)
Sept. 10	(11) Charlotte	H	W, 2-0
Sept. 14	(11) Longwood	H	W, 4-0
Sept. 17	(20) NC State	H	W, 2-0
Sept. 21	(12) Old Dominion(18)	A	L, 0-3
Sept. 24	(12) Boston College	A	W, 4-3
Sept. 28	(22) Mount St. Mary's	H	W, 4-0
Oct. 1	(22) North Carolina(2)	H	W, 2-0
Oct. 5	(17) Monmouth	H	T, 2-2 (ot)
Oct. 7	(17) Clemson	A	W, 1-0 (2ot)
Oct. 12	(15) Saint Francis (NY)	H	W, 2-1
Oct. 16	(15) Duke(10)	H	W, 1-0
Oct. 19	(8) Maryland (8)	A	L, 0-3
Oct. 22	(8) Liberty	H	W, 2-0
Oct. 29	(7) Virginia Tech(12)	H	L, 1-2(ot)
Nov. 4	(9) Wake Forest	A	W, 2-1(ot)
Nov. 9	(11) Clemson #	N39	L, 1-4
Nov. 22	(11) South Florida \$	H	T, 4-4 (ot)
Nov. 27	(11) N. Carolina (2) \$	A	L, 1-2

2006 (12-5-3, 6-2-0 ACC)

Aug. 25	(3) Davidson	H36	W, 2-0
Aug. 27	(3) UC Santa Barbara (21)	H36	W, 1-0
Sept. 2	(3) George Mason	H	W, 2-0
Sept. 4	(3) UCLA (10)	H	W, 1-0
Sept. 9	(3) NC State	A	W, 2-1
Sept. 12	(2) St. Francis (Pa.)	H	W, 2-1 (ot)
Sept. 15	(2) Boston College	H	W, 3-2 (ot)
Sept. 19	(2) West Virginia (8)	H	W, 2-1 (ot)
Sept. 22	(1) North Carolina (8)	A	L, 1-2
Sept. 27	(5) American	H	W, 2-1
Sept. 30	(5) Clemson (2)	H	W, 1-0
Oct. 3	(3) Liberty	H	W, 1-0
Oct. 6	(3) Duke (6)	A	L, 1-2
Oct. 11	(4) Maryland (2)	H	W, 3-0
Oct. 20	(2) Virginia Tech (19)	A	W, 3-1
Oct. 27	(2) Wake Forest (3)	H	L, 1-2
Nov. 1	(3) Clemson (6) #	N42	W, 2-0
Nov. 3	(3) Wake Forest (2) # &	N42	T, 1-1 (3ot)
Nov. 15	(3) Bucknell \$	H	W, 4-0
Nov. 18	(3) California (11) \$	H	W, 2-1
Nov. 24	(3) Notre Dame (12) \$	H	W, 3-2
Dec. 2	(3) UCLA (22) \$	N43	L, 0-4

2007 (12-8-2, 1-5-2 ACC)

Aug. 31	(5) Columbia	H	W, 5-0
Sept. 2	(5) Richmond	H	W, 2-0
Sept. 7	(3) SMU (9)	A19	L, 1-5
Sept. 9	(3) Tulsa	N19	W, 2-0
Sept. 16	(6) St. John's	H	W, 1-0 (ot)
Sept. 19	(3) Campbell	H	W, 2-1
Sept. 22	(3) NC State	A	T, 2-2 (2ot)
Sept. 25	(4) Mount St. Mary's	H	W, 3-0
Sept. 28	(4) Virginia Tech (16)	H	T, 1-1 (2ot)
Oct. 6	(4) North Carolina	H	W, 2-1
Oct. 12	(4) Clemson	A	L, 1-2
Oct. 16	(7) Florida Atlantic	H	W, 4-2
Oct. 20	(7) Boston College (9)	H	L, 1-2
Oct. 23	(10) Liberty	H	W, 3-0
Oct. 26	(13) Duke (23)	H	L, 1-2
Oct. 30	(14) Mercer	H	W, 4-0
Nov. 3	(14) Maryland (25)	A	L, 1-4
Nov. 9	(21) Wake Forest (2)	A	L, 1-3
Nov. 13	(25) NC State#	N39	W, 4-1
Nov. 14	(25) Boston College (6) #	N39	L, 0-1
Nov. 23	(25) St. Peter's \$	H	W, 3-1
Nov. 28	(25) West Virginia (18) \$	A	L, 0-1

2008 (11-9-1, 4-4-0 ACC)

Aug. 29	(18) St. John's	H	L, 0-1
Aug. 31	(18) SMU (14)	H	L, 1-3
Sept. 5	George Mason	A	W, 3-2 (2ot)
Sept. 7	Hofstra	H	W, 4-2
Sept. 13	VCU	A	L, 1-3
Sept. 19	NC State	H	W, 5-0
Sept. 23	CCSU	H	W, 4-0
Sept. 26	Virginia Tech	A	W, 2-1
Oct. 3	North Carolina (12)	A	W, 1-0
Oct. 7	(18) Liberty	H	W, 3-0
Oct. 10	(18) Clemson	H	W, 1-0
Oct. 17	(14) Boston College	A	L, 0-1
Oct. 21	(19) Longwood	H	T, 2-2 (2ot)
Oct. 25	(19) Duke	A	L, 0-1 (ot)
Oct. 28	American	H	W, 4-2
Oct. 31	Maryland (4)	H	L, 1-2
Nov. 7	Wake Forest (1)	H	L, 0-2
Nov. 12	Duke (23)#	N39	W, 4-2
Nov. 14	Wake Forest (1)#	N39	W, 3-2
Nov. 16	Maryland (4)#	N39	L, 0-1
Nov. 25	(19) Connecticut (22)\$	H	L, 0-2

2009 (19-3-3, 4-3-1 ACC)**NCAA CHAMPIONS****ACC CHAMPIONS**

Sept. 4	(22) Portland	A	W, 3-0
Sept. 6	(22) Washington	N44	W, 2-1 (ot)
Sept. 11	(16) Duke (19)	H	L, 0-1 (2ot)
Sept. 15	(20) Mount St. Mary's	H	W, 1-0
Sept. 18	(20) Wake Forest (2)	A	W, 1-0
Sept. 22	(11) George Washington	H	W, 2-1 (ot)
Sept. 26	(11) Clemson	H	L, 0-1
Sept. 29	(12) VCU	H	W, 1-0 (2ot)
Oct. 2	(12) North Carolina (5)	A	L, 0-1 (2ot)
Oct. 7	(13) Longwood	H	W, 2-0
Oct. 13	(11) Liberty	H	T, 1-1 (2ot)
Oct. 17	(11) Virginia Tech	A	W, 3-1
Oct. 20	(12) Howard	H	W, 2-0
Oct. 25	(12) Boston College	H	W, 2-0
Oct. 31	(10) Maryland (6)	A	T, 0-0 (2ot)
Nov. 3	(7) American	H	W, 3-0
Nov. 7	(7) NC State (18)	H	W, 1-0
Nov. 11	(6) Maryland (5) #	N39	W, 1-0
Nov. 13	(6) Wake Forest (3) #!	N39	T, 0-0 (2ot)
Nov. 15	(6) North Carolina (20) #	N39	W, 1-0
Nov. 22	(2) Bucknell \$	H	W, 5-0
Nov. 29	(2) Portland \$	H	W, 1-0
Dec. 4	(2) Maryland (13) \$	H	W, 3-0
Dec. 11	(2) Wake Forest (3) \$	N39	W, 2-1 (ot)
Dec. 13	(2) Akron (1) \$!	N39	W, 0-0

2010 (11-6-3, 2-4-2 ACC)

Sept. 3	(2) UAB	H	W, 2-1
Sept. 5	(2) St. John's (17)	H	W, 5-0
Sept. 11	(2) Duke (7)	A	T, 2-2 (2ot)
Sept. 14	(2) Marist	H	W, 2-0
Sept. 18	(2) Wake Forest (12)	H	L, 0-1
Sept. 21	(5) American	H	W, 2-0
Sept. 25	(5) Clemson	A	W, 1-0
Sept. 28	(3) Longwood	H	W, 2-0
Oct. 1	(3) North Carolina (2)	H	L, 0-1
Oct. 5	(4) Liberty	H	W, 2-1
Oct. 9	(4) Alabama A&M	H	W, 10-0
Oct. 12	(3) James Madison	H	T, 0-0 (2ot)
Oct. 15	(3) Virginia Tech	H	W, 2-1 (ot)
Oct. 22	(3) Boston College (15)	A	T, 1-1 (2ot)
Oct. 29	(5) Maryland (3)	H	L, 0-2
Nov. 2	(10) Campbell	H	W, 4-1
Nov. 6	(10) NC State	A	L, 0-2
Nov. 10	(13) Wake Forest #	N39	W, 1-0
Nov. 12	(13) Maryland (3) #	N39	L, 0-2
Nov. 18	(18) Old Dominion \$	H	L, 0-1

2011 (12-8-1, 4-3-1 ACC)

Aug. 26	(17) West Virginia (11)	N42	L, 0-1
Aug. 29	Richmond (11)	H	W, 7-1
Sept. 2	Cincinnati (16)	N44	W, 1-0
Sept. 4	Wisconsin (16)	N44	W, 4-2
Sept. 9	(25) Duke (12)	A	W, 1-0
Sept. 13	Liberty (10)	H	L, 0-2
Sept. 16	(19) Charlotte (10)	H	L, 1-2 (ot)
Sept. 20	Radford	H	W, 4-3
Sept. 23	North Carolina (4)	H	L, 0-3
Sept. 30	Clemson	A	W, 2-0
Oct. 7	(2) Maryland (23)	H	W, 2-1
Oct. 11	Navy (18)	H	W, 2-0
Oct. 14	Wake Forest (18)	A	L, 3-4
Oct. 18	Howard (21)	H	W, 2-0
Oct. 21	Virginia Tech (21)	A	T, 0-0
Oct. 25	American (25)	H	W, 2-0
Oct. 29	(13) Boston College (25)	H	L, 1-2
Nov. 3	NC State	H	W, 4-1
Nov. 8	Wake Forest (24) #	H	W, 4-3 (2ot)
Nov. 11	(2) North Carolina (24) #	N39	L, 0-1 (ot)
Nov. 17	(23) Delaware (22) \$	H	L, 0-1 (2ot)

Legend

- 1 — at Salem, Va.
- 2 — at Lynchburg Tournament, Lynchburg, Va.
- 3 — at Lynchburg, Va.
- 4 — at Roanoke, Va.
- 5 — at Lexington, Va.
- 6 — at Harrisonburg, Va.
- 7 — at Loyola Tournament, Towson, Md.
- 8 — at UMBC Tournament, Catonsville, Md.
- 9 — at William & Mary Classic, Williamsburg, Va.
- 10 — at Old Dominion Classic, Norfolk, Va.
- 11 — at Akron Tournament, Akron, Ohio
- 12 — at Fairfax, Va.
- 13 — at USF Tournament, San Francisco, Calif.
- 14 — at adidas/Met Life Classic, Bloomington, Ind.
- 15 — Coca-Cola Classic, Charlottesville, Va.
- 16 — at McDonald's Classic, Tampa, Fla.
- 17 — at Met Life Classic, New Brunswick, N.J.
- 18 — at Mayor's Cup XII, Oneonta, N.Y.
- 19 — at SAMU Soccer Classic, Dallas, Texas
- 20 — at Durham, N.C.
- 21 — at adidas Ethel M Classic, Las Vegas, Nev.
- 22 — at Clemson, S.C.
- 23 — at Pacific West Classic, Stanford, Calif.
- 24 — at New Brunswick, N.J.
- 25 — at Chapel Hill, N.C.
- 26 — at Tampa, Fla.
- 27 — Lanzer/Sheraton Classic, Charlottesville, Va.
- 28 — at Davidson, N.C.
- 29 — at Richmond, Va.
- 30 — adidas Invitational, Charlottesville, Va.
- 31 — at Kissimmee, Fla.
- 32 — at Fila Invitational, Fullerton, Calif.
- 33 — at Virginia Beach, Va.
- 34 — at Winston-Salem, N.C.
- 35 — at Pacific Soccer Classic, Westwood, Calif.
- 36 — Virginia Soccer Classic, Charlottesville, Va.
- 37 — Fila/Maryland Classic, College Park, Md.
- 38 — at Christopher Newport, Newport News, Va.
- 39 — at Cary, N.C. at SAS Soccer Stadium.
- 40 — Saint Louis Nike Classic, Saint Louis, Mo.
- 41 — UCSB Adidas Classic, Santa Barbara, Calif.
- 42 — Germantown, Md.
- 43 — College Cup, St. Louis, Mo.
- 44 — Hilton Garden Hokie Invitational, Blacksburg, Va.
- @ — Virginia State Tournament
- # — Atlantic Coast Conference Tournament
- \$ — NCAA Tournament
- ! — advanced or won due to penalty kicks
- & — did not advance or lost due to penalty kicks

Beginning in 1980, the number in front of the opponent name indicates Virginia's ranking in the Soccer America poll coming into the game. The number following the opponent name indicates its ranking.

ALL-TIME LETTERWINNERS

A

Daniel R. Abramson 1967-68-69
 Michael Agesen 1980
 Brad Agoos 1989-90-91-92
 Jeff Agoos 1986-88-89-90
 Chris Agorsor 2008-09
 William H. Albrecht 1941
 Chris Albright 1997-98
 Albert Amsterdam 1941-44
 Kenny Arena 1999-00-01-02
 Ernest A. Arend 1951
 Mark T. Aronson 1980
 Robert H. Aronson 1966-67-68
 Mehmet A. Atakan 1965
 Eric Y. Atanda 1979-81-82
 Robert Atanda 1991
 Alfredo Aunon 1977
 Jose I. Aunon 1977
 Matt Ayotte 2004-05-06-07

B

Steve Baer 1982-83-84
 Tom Baker 1993-94-95-96
 John T. Bakhaus 1967-68
 Phillip D. Barksdale 1954-55-56
 Thomas Ball 1947-48-49
 Taylor Barada 1993
 Jeremy Barlow 2004-05-06-07
 Neil Barlow 2006-07-08-09
 Robert H. Barnard 1949-51
 Sheldon Barnes 1998-99-00-01
 Peter Barres 1956-57
 Jon S. Barrett 1953
 Shawn Barry 2008-09
 Brian Bates 1990-91-92-93
 Will Bates 2009-10-11
 José Bauza 1976-77-78-79
 Allston P. Bayless 1961
 Geoffrey B. Beardall 1948-49
 Noel G. Belli 1972-73
 P.J. Benavides 1953-54
 Harry K. Benham 1959-60-61
 Scott D. Benjamin 1973
 Matt Beran 1998, 2001
 Ryan Best 2003
 Jan Beyan 1950
 Bernard D. Bialzak 1977
 Neil Bianco 1998, 2000
 Fred H. Billups 1958-59
 Eric Bird 2011
 Robert Blanchard 1951-52-53
 Sam Bloom 1989
 Dr. Frederick Bode 1941
 Olin P. Boone 1946-47
 Kenneth D. Bornstein 1946
 Ryan Borst 1994-95-96
 S. Davis Bowman 1967-68-69-70
 Samuel Bradbury 1962-63-64
 Craig Brannan 1990-91-92
 N.E. Brassert 1953-54-55
 Harry A. Braswell 1974
 Mark E. Brcic 1980-81-82-83
 John Bretherton 1947-48-49-50
 David L. Brillhart 1979-80-81-82
 Matt Brown 2011
 U.T. Brown, Jr. 1955-57
 Douglas S. Bruce 1946-47-48-49
 Stephen K. Brunett 1980-81
 Francis L. Buck 1964
 Maunder Burant 1950
 Ryan Burke 2003-04-05-06
 Benjamin Bush 1973-74-75-76

Curtis Bush 1998-99-00-01
 Warner L. Butler 1959
 Jeff Bynum 1987-88-89

C

Jorge F. Camacho 1976
 Harry W. Campbell 1960-61-62
 Thomas H. Campbell 1966
 W.A. Campbell 1957-58
 A.M. Caputo 1961-62
 Brian L. Carney 1976-77-78
 Hill Carter 1964-66
 Robert Caskey 1950-51-52
 Jeff Causey 1990-91-92-93
 James Chamberlin 1954
 Robert Chamberlin 1956-57
 Michael Chamowitz 1966
 Scott Champ 1989-90-91
 Duncan D. Chaplin 1949
 Camerson Chavira 2010-11
 Matt Chulis 1995-96-97-98
 Joseph W. Chorlton 1946-47-48
 David Cockley 1963-64-65
 William A. Cohen 1966
 Sheldon L. Cohn 1974-75-76
 Nico Colaluca 2004-05-06
 Jonathan Cole 1999-00-01-02
 David Comfort 1999-00-01-02
 Jay D. Connor 1968-69-70-71
 Shane Cooke 2010-11
 Paul D. Corbin 1972-73-74
 Dalton Couig 1947-48-49
 David Cox 1992-93
 Philip D. Crane 1968-69-70-71
 Ben Crawley 1989-90-91-92
 Adam Cristman 2003-04-05-06
 Blake Cronin 1991
 Samuel Crosby 1969-70-71-72
 Steve Crosby 1973
 William Cross 1952
 Charles T. Cudlip 1962
 Geoffrey Curme 1970-71-72
 T.J. Cyrus 2007-08-09-10

D

David Damiani 1988-89
 C. Peyton Daniel 1947-48-49
 William A. Davidson 1964-65-66
 Doug Davies 1984-85-86
 Bruce B. Davis 1973
 Robert Davis 1948
 Thomas K. Dawes 1970
 Barry P. Day 1981-82
 William C. DeBrun 1966
 Jay Del Carmen 1984-85-86-87
 Kenneth Denbroeder 1963-64-65
 George Denison 1941-42
 Gael deTigny 1962
 David M. Dickey 1978-79-80-81
 Roger Dierman 1956
 Nino DiMaggio 2005-06-07-08
 Ari Dimas 2009-10-11
 Kirk Dinnall 2001-02-03-04
 Marcus Douglas 2010-11
 Daniel J. Doyle 1981-82-84
 George N. Dreybus 1978-79
 Steven L. Driever 1966
 Lee P. Dudley 1953-54
 Josh Dunn 1995
 Andra P. DuPont 1970-71-73-74
 Kent Durivage 1968

E

Roderigo Escobar 1974
 Keith N. Eshleman 1976-77
 Alecko Eskandarian 2000-01-02
 Jordan Evans 2008-09

F

Drew Fallon 1986-88-89
 Bruce C. Farrell 1960-61-62
 Sean Feary 1993-94-95-96
 Chris Fehrle 2001
 Mike Feller 1998-99-2000
 Dudley P. Felt 1958-59-60
 Sean Feeney 2001-02
 John C. Ferguson 1958-59
 John Fernald 1951
 Fred Fischel 1951
 Brian D. Fisher 1961-62
 Mike Fisher 1993-94-95-96
 Jeffrey P. Fishwick 1965
 David Fitzmaurice 1993-94-95
 Scott Ford 1992
 Mike Forensich 1998
 William R. Forrester 1963-64
 Sam Franklin 1994-95-97-98
 Nate Friends 1992-93-94
 Hunter Freeman 2002-03-04
 Edward L. Funk 1962

G

Jeff Gaffney 1982-83-84-85
 Jay Gardiner 1965
 Alfredo P. Gaudry 1978-79-81
 John R. Gaughen 1969-70-71-72
 James W. Geissal 1951
 Butch Gelnovatch 1986-87
 George Gelnovatch 1983-84-85-86
 Frank George 1964-65
 William Gerstmyer 1976-77-78
 Michael Giallombardo 2006-07-08
 Ryan Gibbs 1999-00-01-02
 Colin Givens 2007
 James O. Glaser 1969-70
 James S. Golden 1941
 Michael Green 1996-97-98
 William Greenhalgh 1946-48-49
 Carter T. Gunn 1968

H

Will Hall 2003-04-05-07
 Charles G. Hallowell 1976
 Robert C. Hammett 1966
 John Harkes 1985-86-87
 Victor Harper 1960
 David Harrison 1964
 Drew Harrison 2003-04-05-06
 John Hartman 2001-02-03-04
 Kenneth Harvey 1964-65
 Aaron Hass 2002
 William Hazelgrove 1954-55-56
 Ian N. Hemming 1947-48
 John G. Hendrickson 1949
 R. Page Henley 1955-56-57
 Tom Henske 1991-92-93
 Randolph L. Herring 1965
 Zane Hill 2001-02-03-04
 Sean Hiller 2009-10-11
 Colson H. Hillier 1953-54-55
 Sean Hinkle 2003-04-06

Todd Elliott Hitt 1983-84-85-86
 Jay Alan Hobbs 1965-66
 Harry Hobson 1956-57
 William Hochstetler 1976-77-78
 Scott Hodge 1996
 John H. Hodges 1968
 William Hodill 1941-42
 William D. Hodson 1979-80
 Thomas Hofheimer 1954-55
 Ian Holder 2003-04-05-06
 Douglas Holladay 1966
 J.T. Holland 1952
 Robert K. Hopkins 1953
 Daniel Horton 1982-83-84-85
 Thomas O. Hunter 1952-53-54
 Robert L. Hurley 1948
 P. Hutchinson 1951-52-53
 Mike Huwiler 1990-91

I

Erik Imler 1989-90-91-92
 Jamie T. Irvine 1960-61
 Timothy R. Ives 1948-49
 Edward L. Ivy 1949

J

Mark H. Jander 1953
 Mike Jarosi 1987-89
 Henry E. Jenkins 1946
 Tom Jenkins 1987
 Howard B. Johnson 1949-50
 Paul Johnson 2002-03-04
 Allan G. Johnston 1966
 C. Jones 1952-53
 Page Jones 1982
 Charles W. Joseph 1955-56-57
 George A. Julius 1946-47
 Hunter Jumper 2008-09-10-11

K

Robert W. Kaiser 1958-59
 Kris Kelderman 1987-88-89-90
 E. Polk Kellam 1962-63-64
 Thomas Kelley 2002
 Ryan Kelly 2000-01-02
 Steve Kennelly 1969-70-71
 Randall A. Kerr 1973-74-75-76
 Russell D. Ketcham 1966-67-68
 Jeffrey Kersch 1968
 Jason Kim 2007
 Stephen C. Kleinman 1965-66-67
 Walter Klingman 1957-59-60
 Edwin L. Knetzger 1970-71-72
 John (Jack) Koester 1970
 Andrew Kress 1986
 James M. Krieh 1973-74-75-76
 Gordon M. Krusen 1950-51-52
 Tim Kunihiro 1989-90-91-92
 Frederick W. Kunkle 1966
 James K. Kuser 1950-51-52

L

Ross LaBauex 2006-07-08-09
 Luis R. Lacau 1949
 Spencer LaCivita 2011
 Chris Lake 1993
 Floyd Lankford 1958-59-60
 Bill Lanza 1996
 J. Henry Latcham 1941-42
 Matt Laughlin 1997
 Jacob LeBlanc 2000-01-02
 Charles V. Lecraw 1973-74-75
 Anthony W. Lederer 1951-52
 James E. Lehan 1949
 Keith Lenert 1982-83-84-85
 Marshall Leonard 1998-99-00-01
 Matt Leonard 1995-96-97
 John C. Levy 1955
 Robert Legnini 1968-69
 Felipe Libreros 2010-11
 Bryan Lima 2010
 Mike Littlefield 2003-04
 Pepe Llontop 1979-80
 Jay Lodge 1985-87-88-89
 Phillip Long 2002
 Dan Louisignau 2007-08
 James T. Lowdon 1946-47
 Kermit Lowrey 1954
 Douglas S. Luke 1963
 Geoff Lundy 1972-73
 William F. Lyle 1947

M

Peter B. MacKeith 1977-78-79-80
 Robert MacKenzie 1947-48
 Barclay Macon 1967
 John Maessner 1987-88-89-90
 David Mancuso 1987
 Edwin H. Marks 1969-70-71
 John D. Marsellus 1957-58-59
 Robert P. Martin 1953
 Kyle Martino 1999-00-01
 Edward Matthews 1946
 Neil F. Maune 1951
 Thomas F. Maxwell 1963-64
 Brett Mayer-Aschhoff 2001-02
 Kevin McBride 2010-11
 John T. McCann 1981-82-83-84
 Richard McConnell 1949
 Kyle McCord 2011
 T.W. McGinley 1952-53
 Fred J. McGlynn 1968-69-70-71
 Sean McGlynn 1985-86-87-88
 John B. McKinney 1951
 P.F. McNamee 1975-76-77-78
 C. Wilson McNeely 1961
 Thomas McSpirit 1984-85
 Mike McQuatters 1998
 Martin J. Meaney 1971-72-73-74
 Samuel Meeks 1941
 Chris Megaloudis 2001
 John P. Mehrrens 1968-69
 Tony Meola 1988-89
 David Meriwether 1963-64-65
 Robert Mettler 1960
 Keith D. Meyer 1981-82-83-84
 Leigh B. Middleditch 1948-49-50
 Brian R. Miller 1975
 Carl Miller 1946
 William Miller 1942
 Matt Mills 2011
 Robert Milward 1958
 Raleigh C. Minor 1957
 Matt Miscione 2010
 Matt Mitchell 2006-07-08
 Greg Monaco 2008-09-10-11
 Channing Moore 1961-62-63
 Jason Moore 1997-98
 Nathaniel H. Morison 1955-56-57

M. Moutinho 1952
 Pat Mugler 1987-88
 C. Roy Mundee 1950-51-52
 Sean Murnane 2009
 Dane Murphy 2004-05-06-07

N

Ken Najder 1981
 Chase Neinken 2007-08-09
 Richard A. Nelson 1965
 Robert E. Nevett 1950-51
 David Newman 2007-08
 Tain Nix 1992-93-94
 Philip Norris 1946
 Bernard Norton 1946

O

Paul L. O'Brien 1950-51-52
 Drew O'Donnell 1996-97-98-99
 Gifford Okatah-Boi 2004-05
 Ben Olsen 1995-96-97
 Matt Oliver 2001-02-03-04
 Curt Onalfo 1987-88-89-90
 Matt Owen 2009
 Brian Ownby 2008-09-10-11

P

Kim Partenheimer 1973-74
 Kenneth Patton 1961
 Clint Peay 1991-92-93-94
 Bill Peters 1965-66
 Mark Peters 1994-95
 David Y. Peyton 1970-71-72-73
 Scott B. Peyton 1971-72
 Scott Platenberg 1986-87
 E. Bronson Platt 1968
 Brandon Pollard 1992-93-94-95
 Peter B. Polonsky 1978-79-80-81
 Matt Poole 2005-06-07-08
 David I. Powell 1978-79-80
 Jack Powell 1950
 Thomas C. Praktish 1976-77-78
 M. Prey 1951
 Theodore W. Price 1961-62
 Chad Prince 1997-98-99-2000
 Tim Prisco 1995-96
 Orest (Rocky) Prockiw 1956-58
 Robert B. Purcell 1965-66
 John Putnam 1958

R

Jack Ray 1953
 William A. Ray 1962-63-64
 Robert Reed 1958-59-60
 Key Reid 1993-94-95
 Diego Restrepo 2009-10
 Yannick Reyering 2005-06-07
 Claudio Reyna 1991-92-93
 Herbert Y. Reynolds 1958-59-60
 Mark Reynolds 1975-76
 Calvin Rezende 2011
 Connor Rezende 2011
 Alkus I. Riesenburger 1942
 Manuel Rionda 1946
 Mark Riehl 1975-76-77-78
 Benito B. Rish 1941-42
 A.E. Robertson 1951-52
 Xavier Rock 2007
 Ahkeel Rodney 2009-10
 Jose (Dan) Rojas 1954-55
 Mike Rogers 1974-75-76-77
 Robby Rogers 2005-06-08
 Bruce Rollinson 1954-55
 Larry Rose 1973
 David Rosenbaum 2004
 Alan H. Rosenthal 1963-64

Michael C. Ross 1967
 Barret J. Rossie 1975-76
 Peyton Rowan, Jr. 1958-59
 Lionel L. Rowe 1954-55
 Kyle Rudzinski 2004-05-07
 Alexander H. Ruhl 1948
 Philip M. Russell 1970-71-72-73

S

Houston M. Sadler 1958-59
 Yuri Sagatov 1995-96-97
 Adam H. Salladin 1981-82-83
 Richard Sanders 1972-73-74-75
 Lee Sandwina 2005-06
 Mike Sanchez 1988
 Paul H. Saylor 1961-62-63
 Tom Schildwachter 1968-69-70
 Michael Schnabel 1982-83-84-85
 Andriy Shapowal 1994-95-96-97
 John R. Sheffield 1946-47-48
 John R. Sherry 1969-70
 William Shmiedeiser 1950
 Steven D. Shor 1980-81
 Zola Short 2004-05-06-07
 Damian Silvera 1992-93-94-95
 Joel Silverberg 1956-57
 Grant Silvester 2011
 Jimmy Simpson 2008-09
 Chefik Simo 2003-04
 Robert Simonton 1984
 Kevin M. Sims 1975-76-77-78
 Kyle Singer 1999-00-01
 Brian Siracusa 1991-92
 Mike Slivinski 1993-96
 Karter Smith 2007-08
 V. Scott Smith 1977-78-79-80
 Warren Lister Smith 1958-59
 Sheridan G. Snyder 1956-57-58
 William C. Snyder 1955
 Eric Solomon 1999-00-01-02
 Chris Somerville 2011
 William Sommerfield 1959-60-61
 Randy Soules 1969
 Bakary Soumare 2006
 R. Michael Sorensen 1967-68-69
 Brian Span 2010-11
 Frederick L. Spencer 1951
 Michael E. Stack 1977-78-79-80
 Richard A. Steeneck 1961-62-63
 Steven Steinberg 1974-77
 James R. Stephens 1964-65
 Slobodan Sterdteovich 1968
 Robert Stevens 1982-83
 Robert I. Steward 1982-83-84-85
 James V. Stout 1975-77
 Kyler Sullivan 2011
 John Sylvester 1986-87-88
 Barna Szabo 1961-62-63

T

Joaquin Targhetta 1997
 Bradley A. Taylor 1979
 John S. Taylor 1967-68-69
 Tony Tchani 2008-09
 Jack Tcherkezian 1958
 Henry Tembon 2007
 Frank Teng 1941
 Gentry W. Thatcher 1960-62
 Randy Thomas 1974-75-76
 Chris Tierney 2004-05-06-07
 Jon Titchener 1989
 Chris Tolomeo 1980-81-82-83
 Steve Totten 1998-99-00-01
 Ryan Trout 1997-98-99-2000
 Nils C. Trulsson 1952-53-56
 Jeff Tuman 2001-02-03-04
 Howard Turk 2008-09
 Ulysses G. Turner, III 1957-58

V

Ernest C. Vaughan 1966
 Michael Vermillion 1961-62
 Scott Vermillion 1995-96-97
 C. Brian Vernon 1981-82-83-84
 George B. Vest 1950-51-52
 Joe Vide 2002-03-04
 Joe Villanueva 2002
 Jonathan Villanueva 2006-07-08-09
 Brantley P. Vitek 1982-83-84-85
 Paul K. Voigt 1976
 Mike Volk 2009-10-11
 Michael Volpe 1982-83-84-85
 Arthur B. Voorhees 1941

W

Rudy Wachsmann 1956
 Harry Wainwright 1966
 David M. Wakelee 1948-49
 Voga E. Wallace 1980-81-82-83
 William A. Wallace 1959-60
 William A. Wallace 1979-80-81
 Billy Walsh 1994-95-96
 Gregory Washburn 1973
 Chris Warden 1965
 Mark Wayland 1987-88-89
 Matt Wayland 1989
 Ross Weber 1977
 Matt Weiler 2008
 Brian West 1996-97
 Ben G. Whipple 1973-74
 B.T. White 1952-53-54
 Charlie White 1972-73
 Peter White 1947-49-50
 Will Whorton 2009
 Roger Wilkenoh 1954
 Bob Willen 1984-85-86-87
 Matt Williams 2004-05-06-07
 Richie Williams 1988-89-90-91
 Richard L. Williams 1946-47
 Julien H. Williams 1966
 Judson T. Williams 1969-72
 William Williams 1973-74
 Robert Wilson 1959
 Lloyd M. Witkind 1941-42
 Robert A. Woithe 1954-55-57
 George Wong 1946
 A.J. Wood 1991-92-93-94
 Richard Wood 1957
 James P. Woodard 1955-56
 Mark S. Woolley 1975-76-77-78
 Kent H. Worthington 1963-64
 Peter Wright 1965-66
 Rob Wright 1998-99-00-02
 Peter J. Wylie 1975-76-77-80

Y

Brock Yetso 1996-97-98
 Brian Yi 2003-04
 Lyle Yorks 1988-89-90-91
 Ronald F. Young 1959-61

Z

Jay Ziehl 1969-70-71-72
 Tim Zimmerman 1972-73-74
 Ryan Zinkhan 2011
 Jacques S. Zinman 1941-42

COVERING THE CAVALIERS

The 2012 Virginia men's soccer fact book was prepared by the Athletics Media Relations office to assist the news media in its coverage of the Cavaliers this spring. Requests for additional information, feature materials and photographs should be made to AMR.

ATHLETICS MEDIA RELATIONS

University of Virginia
P.O. Box 400853
Charlottesville, VA 22904-4853
(434) 982-5500
VirginiaSports.com

The UVa Athletics Media Relations Office is located on the first floor of John Paul Jones Arena. Regular business hours are 8 a.m. to 5 p.m., Monday through Friday.

PRESS CREDENTIALS / PARKING

Admission to the Klöckner Stadium press box is by official credential only and is strictly limited to members of the working press. Credentials are not intended for fans, friends or spouses.

Requests for credentials should be directed to Fledderjohann or Darlene Craig in the Athletics Media Relations Office no later than 24 hours before game time. Credentials will be left at the ticket window at the main entrance to Klöckner Stadium and can be picked up at media will call one hour before the start of the game.

Parking passes are not required and space is available on a first-come, first-served basis in the University Hall West lot, across Copeley Road from Klöckner Stadium.

PHOTO CREDENTIALS

All photographers and camera operators must wear a visible credential issued by the

Athletics Media Relations Office. No tripod equipment may be used on the field level, for the safety of the players and photographers. Photographers may shoot from anywhere on the far sideline (across from the grandstand) and on the near sideline beyond the ends of the team benches. On the endlines, photographers are permitted only between the edges of the penalty box and the sideline.

INTERVIEWS

All interviews with coaches and players must be arranged through the Athletics Media Relations Office. It is requested that you allow the media relations staff at least one day, preferably longer, to arrange the interview. Coaches and players are not available for interviews on game day, prior to the game.

Postgame interviews are conducted at Klöckner Stadium after a cooling off period. Head coach George Gelnovatch is usually available on weekday mornings.

TELEPHONES

A limited number of telephones are available for postgame reporting in the press box. Should you require your own telephone for game coverage, please make the necessary arrangements through the Athletics Media Relations Office.

WIRELESS INTERNET

See an Athletics Media Relations contact for a wireless pin code to access the wireless network in the press box.

UVA ON THE INTERNET

Up-to-date information on the UVa men's soccer team is available on the internet at VirginiaSports.com. The site includes the Cavaliers'

ATHLETICS MEDIA RELATIONS



JIM DAVES
Assistant AD for
Media Relations

Office.....243-2467
Mobile.....962-7668
jimdaves@virginia.edu



ANDY FLEDDERJOHANN
Assistant Director/
Men's Soccer Contact

Office.....982-5131
Mobile.....906-0075
fledder@virginia.edu

PHONE NUMBERS TO NOTE (434)

Athletics Media Relations.....982-5500
FAX-982-5525
Athletics Director.....982-5100
Athletics Ticket Office.....924-UVA1
(800) 542-UVA1
Sports Promotions.....982-5600
Stadium Press Box.....906-0075

roster, schedule, results, player profiles, statistics, releases, game stories and historical information. Game stories and statistics will be updated on a timely basis following the completion of each contest.

RADIO

Broadcasts are made from the radio broadcast facilities in Klöckner Stadium and arrangements must be made in advance. Anyone planning to broadcast a game from Klöckner Stadium should contact the Athletics Media Relations Office at least three business days in advance.

DIRECTIONS TO KLÖCKNER STADIUM

From the East/West: Take I-64 to exit 118B (Culpeper-Charlottesville). Take second exit (sign will say University of Virginia Information Center and Business 250 East) and bear right onto Ivy Road. At second light, turn left on to Copeley Road. The stadium is on the left.

From the North: Take Route 29 south into Charlottesville (Emmet Street). Turn right at Massie Road. Go to the next light and turn left onto Copeley Road. The stadium is on the left.

From the South: Take Route 29 to Business Route 250 East (sign will say University of Virginia Information Center) and bear right onto Ivy Road. At second stoplight, turn left onto Copeley Road. The stadium is on the left.

