

PITT

2013 FOOTBALL

vs. VIRGINIA

Sept. 28, 2013 • 12:30 p.m., ET • ROOT SPORTS
Heinz Field (65,500/Natural Grass)
Pittsburgh, Pa.

Schedules and Results

PITT (2-1, 1-1 ACC)

Sept. 2 (Mon.)	Florida State* (ESPN)	L, 13-41
Sept. 14	New Mexico (ACC Network)	W, 49-27
Sept. 21	at Duke* (ACC Network)	W, 58-55
Sept. 28	Virginia* (RSN) (HC)	12:30 p.m.
Oct. 12	at Virginia Tech*	TBA
Oct. 19	Old Dominion	TBA
Oct. 26	at Navy (CBS SN)	1 p.m.
Nov. 2	at Georgia Tech*	TBA
Nov. 9	Notre Dame	TBA
Nov. 16	North Carolina*	TBA
Nov. 23	at Syracuse*	TBA
Nov. 29 (Fri.)	Miami* (ABC, ESPN or ESPN2)	TBA

*ACC game (HC) Homecoming

VIRGINIA (2-1, 0-0 ACC)

Aug. 31	BYU	W, 19-16
Sept. 7	Oregon	L, 10-59
Sept. 21	VMI	W, 49-0
Sept. 28	at Pitt*	12:30 p.m.
Oct. 5	Ball State	TBA
Oct. 12	at Maryland*	TBA
Oct. 19	Duke*	TBA
Oct. 26	Georgia Tech*	TBA
Nov. 2	Clemson*	TBA
Nov. 9	at North Carolina*	TBA
Nov. 23	at Miami*	TBA
Nov. 30	Virginia Tech*	TBA

*ACC game

Broadcast Information

Television • RSN (ROOT SPORTS in Pittsburgh)

Wes Durham, play-by-play
Brian Stann, analyst
Jenn Hildreth, reporter

Pitt Radio • 93.7 The Fan & the Pitt IMG Sports Network

Larry Richert, play-by-play
Pat Bostick, analyst
Gregg Giannotti, reporter

SiriusXM Satellite Radio

Sirius Channel 93, XM Channel 198

Internet Audio • Panthers All-Access

PittsburghPanthers.com

Game Storylines

- Pitt looks for its third consecutive victory when Virginia visits Heinz Field for an ACC Coastal Division matchup. The Panthers have rebounded from a season-opening loss to nationally ranked Florida State to win each of their past two contests.

- Pitt earned its first ACC win by winning a track meet at Duke last week, 58-55. The Panthers are averaging 40 points per game on the young season to rank fourth in the ACC.

- Senior quarterback Tom Savage is coming off a historic performance at Duke, throwing for 424 yards and tying the ACC record with six touchdown passes. Named the Walter Camp National Offensive Player of the Week, Savage leads the ACC in passing yards per game (287.0 avg.).

- The Panthers boast the ACC's most potent receiving tandem to date. Senior Devin Street is averaging a league-best 129 receiving yards per game (fourth best nationally), while freshman Tyler Boyd is averaging 104.7

yards (third in the ACC and 18th nationally). The pair combined for 320 yards, 14 catches and five TDs at Duke.

- Freshman running back James Conner has rushed for more than 100 yards in each of the past two games. Conner had a career-high 173 yards at Duke and is averaging 6.9 yards per carry on the season.

- Defensive tackle Aaron Donald has been a fixture in the opponent's backfield this season. The senior All-America candidate leads the ACC and ranks fourth nationally in tackles for loss (2.33 per game). Donald is seventh nationally with 1.33 sacks per contest.

- A youth movement is underway at Pitt. Twelve true freshmen and seven redshirt freshmen have played for the Panthers this year. True frosh lead Pitt in rushing (James Conner), all-purpose yards (Tyler Boyd) and scoring (Boyd).

Pitt-Virginia History in Brief

Series Began: 1953

Series Overall: Pitt leads 3-2

At Pittsburgh: Pitt leads 2-0

At Virginia: Series tied 1-1

Neutral Sites: Virginia leads 1-0 (UVA won 2003 Continental Tire Bowl, 23-16)

Last Meeting at Pitt: Sept. 2, 2006 (Pitt 38, Virginia 13)

Last Meeting at UVA: Sept. 29, 2007 (Virginia 44, Pitt 14)

Current Series Streak:

Virginia has won 1 (2007)

Longest Pitt Series Win Streak: 2 games (1953, 1955)

Longest UVA Series Win Streak: 1 game (2003 & 2007)

Largest Pitt Victory Margin: 26 points (26-0, 1953)

Largest UVA Victory Margin: 30 points (44-14, 2007)

The Coaches

Pitt Coach Paul Chryst

Overall (season): 8-8 (second)

At Pitt (season): same

Alma Mater: Wisconsin, 1988

Record vs. Virginia: 0-0

Virginia Coach Mike London

Overall (season): 42-27 (sixth)

At UVA (season): 18-22 (fourth)

Alma Mater: Richmond, 1983

Record vs. Pitt: 0-0

MEDIA SERVICES



VIRGINIA WEEK

SUNDAY	MONDAY	TUESDAY	WEDNESDAY	THURSDAY	FRIDAY	MONDAY
22 No scheduled media opportunities	23 Paul Chryst Press Conference Noon	24 Practice Window 2:20-2:50 p.m. Interviews 4:45 p.m.	25 Paul Chryst on ACC Teleconference 11:40 a.m. Practice Window 3:20-3:50 p.m. Interviews 5:45 p.m.	26 Chryst Pre-Practice Press Brief 2:20 p.m. Practice closed	27 No scheduled media opportunities	28 Game Day Pitt vs. Virginia Heinz Field 12:30 p.m., ET

PITT FOOTBALL MEDIA CONTACTS

E.J. Borghetti, Senior Associate A.D.

(football contact)

Borghetti e-mail: eborghetti@athletics.pitt.edu

Ted Feeley, Assistant Media Relations Director

(co-contact)

Feeley e-mail: tfeeley@athletics.pitt.edu

Celeste Welsh, Media Relations Coordinator

(credential contact)

Welsh e-mail: cwelsh@athletics.pitt.edu

PITT MEDIA RELATIONS PHONE NUMBERS

Pitt Media Relations Office: (412) 648-8240

Heinz Field Press Box: (412) 697-7198

Pitt Football Office: (412) 648-8700

PITT FOOTBALL ON THE WEB

Official Pitt Site: PittsburghPanthers.com

Media Info: collegepressbox.com

Pitt Football Twitter: @GoPittFootball

Pitt YouTube Page: YouTube.com/pittlivewire

PITT MEDIA RELATIONS ADDRESS

University of Pittsburgh
Athletic Media Relations
Petersen Events Center
3719 Terrace Street
Pittsburgh, PA 15261

PITT PRACTICE FACILITY ADDRESS

Pitt Football Office
UPMC Sports Performance Complex
3450 South Water Street
Pittsburgh PA 15203

ACC COMMUNICATIONS CONTACTS

Amy Yakola, Senior Associate Commissioner

(public relations/marketing)

Yakola e-mail: ayakola@theacc.org

Mike Finn, Associate Commissioner

(football communications)

Finn e-mail: mfinn@theacc.org

ACC Communications Phone: (336) 851-6062

ACC FOOTBALL ON THE WEB

Official ACC Site: theacc.com

Media Info: collegepressbox.com

ACC Football Twitter: @theACCfootball

ACC YouTube Page: YouTube.com/ACCDN

WEEKLY PRESS CONFERENCE

Coach Paul Chryst will conduct his game week press conferences on Mondays at noon. The conferences, streamed live on PittsburghPanthers.com, will be held at the UPMC Sports Performance Complex. Transcripts of Coach Chryst's press conferences will be available on Monday afternoon on PittsburghPanthers.com.

ACC COACHES TELECONFERENCE

Coach Chryst will be available for media questions via the ACC Football Teleconference every Wednesday during the season (Aug. 28 through Nov. 27) from 11:40 to 11:50 a.m. Audio files and transcripts for each ACC coach will be posted to theACC.com by Wednesday afternoon. Contact the Pitt media relations office for access to the call.

Teleconference Schedule:

10:30 a.m. Dabo Swinney (Clemson)
10:40 a.m. Jimbo Fisher (Florida St.)
10:50 a.m. Randy Edsall (Maryland)
11 a.m. Scott Shafer (Syracuse)
11:10 a.m. Jim Grobe (Wake Forest)
11:20 a.m. Paul Johnson (Georgia Tech)
11:30 a.m. Larry Fedora (North Carolina)
11:40 a.m. **Paul Chryst (Pitt)**
11:50 a.m. Frank Beamer (Va. Tech)
Noon Mike London (Virginia)
12:10 p.m. Steve Addazio (Boston College)
12:20 p.m. David Cutcliffe (Duke)
12:30 p.m. Al Golden (Miami)
12:40 p.m. Dave Doeren (NC State)

PRACTICE COVERAGE

The initial 30 minutes of Pitt football practice on Tuesdays and Wednesdays are open to the media for observation. Photographers are also free to shoot practice during this time. The duration of the workout is closed.

Reporters should contact the media relations office in advance for practice times and proper clearance. All practices will be held at the UPMC Sports Performance Complex.

WEEKLY INTERVIEWS

All interviews must be arranged through the media relations office. Players and assistant coaches are available for post-practice media sessions on Tuesdays and Wednesdays. In addition to his Monday press conferences, Coach Chryst will have a pre-practice media briefing on Thursdays of game weeks. Please consult the media relations office for exact times.

PITT MEDIA CREDENTIALS

Credentials for Pitt home games are issued to working media only and should be requested as early as possible due to space limitations and demand. All credential requests should be made online at sportssystem.com/pitt.

COLLEGEPRESSBOX.COM

The official media website for NCAA FBS football is collegepressbox.com. Access and download weekly game notes, quotes, statistics, media guides, headshots, logos and more for each conference and its member schools. Login information will be distributed to accredited media or you can apply for a password by sending an e-mail to password@collegepressbox.com.

ACC VIDEO CLIP SERVICE

Broadcast outlets can access ACC highlights and press conference excerpts via the ACC Video Clip Service (AVCS). Video content will only be available for download in digital files that can be accessed on the AVCS. To register for this service, contact Scott McBurney at smcburney@theacc.org or (336) 369-4646.

ACC WEB MEDIA SECTION

The media section of the ACC's official website is theACC.com/media and contains audio files, transcripts, team logos and headshots. An individual account is needed to access the site. To register, please contact George Lane via e-mail at glane@theacc.org.

OFFENSE

Wide Receiver

- 15 **DEVIN STREET (SR*, 6-4, 195)**
84 Ed Tinker (SR*, 6-2, 195)

Wide Receiver

- 23 **TYLER BOYD (FR, 6-2, 185)**
88 Kevin Weatherspoon (JR*, 5-10, 175)

Left Tackle

- 69 **ADAM BISNOWATY (FR*, 6-6, 300)**
70 Juantez Hollins (SR*, 6-5, 330)

Left Guard

- 78 **CORY KING (SR*, 6-6, 325)**
76 Ryan Schlieper (SR*, 6-5, 310)

Center

- 57 **ARTIE ROWELL (SO*, 6-2, 305)**
71 Gabe Roberts (FR*, 6-5, 305)

Right Guard

- 74 **MATT ROTHERAM (JR*, 6-6, 340)**
64 Shane Johnson (JR*, 6-5, 330)

Right Tackle

- 68 **T.J. CLEMMINGS (JR*, 6-6, 305)**
53 Dorian Johnson (FR, 6-5, 290)

Tight End

- 86 **J.P. HOLTZ (SO, 6-4, 245)**
83 Scott Orndoff (FR, 6-5, 255)

Tight End

- 82 **MANASSEH GARNER (JR*, 6-2, 230)**
31 Jaymar Parrish (FR, 6-2, 230)

Quarterback

- 7 **TOM SAVAGE (SR*, 6-5, 230)**
16 Chad Voytik (FR*, 6-1, 210)

Tailback

- 34 **ISAAC BENNETT (JR, 5-11, 205)**
40 James Conner (FR, 6-2, 230)

DEFENSE

Defensive End

- 37 **DAVID DURHAM (JR*, 6-1, 255)**
52 Shakir Soto (FR, 6-3, 255)

Defensive Tackle

- 97 **AARON DONALD (SR, 6-0, 285)**
91 Darryl Render (SO, 6-2, 285)

Nose Tackle

- 50 **TYRONE EZELL (SR*, 6-4, 305)**
98 LaQuentin Smith (JR, 6-2, 275)

Defensive End

- 93 **BRYAN MURPHY (JR*, 6-3, 255) OR**
5 **EJUAN PRICE (SO*, 6-0, 230)**
96 Devin Cook (SO*, 6-4, 255)

Middle Linebacker

- 44 **SHANE GORDON (SR*, 6-1, 230)**
47 Matt Galambos (FR, 6-2, 215)

Sam Linebacker

- 28 **ANTHONY GONZALEZ (JR*, 6-3, 225)**
3 Nicholas Grigsby (SO*, 6-1, 220)

Will Linebacker

- 8 **TODD THOMAS (JR*, 6-2, 230)**
4 Bam Bradley (FR*, 6-2, 230)

Cornerback

- 23 **LAFAYETTE PITTS (SO*, 5-11, 195)**
27 Trenton Coles (FR*, 6-3, 175)

Cornerback

- 2 **K'WAUN WILLIAMS (SR, 5-10, 195)**
18 Titus Howard (FR, 6-1, 180)

Strong Safety

- 25 **JASON HENDRICKS (SR*, 6-0, 190)**
19 Terrish Webb (FR, 5-11, 170)

Free Safety

- 9 **RAY VINOPAL (JR*, 5-10, 200)**
24 Cullen Christian (JR*, 6-0, 195) or
26 Jevonte Pitts (FR*, 5-11, 205)

SPECIALISTS

Punter

- 92 **MATT YOKLIC (SR*, 6-4, 220)**
90 Ryan Winslow (FR, 6-5, 205)

Placekicker

- 12 **CHRIS BLEWITT (FR, 5-9, 170)**
48 Drake Greer (JR*, 6-4, 205)

Holder

- 92 **MATT YOKLIC (SR*, 6-4, 220)**
90 Ryan Winslow (FR, 6-5, 205)

Long Snapper

- 58 **KEVIN BARTHELEMY (SR*, 6-3, 245)**
67 David Murphy (SO*, 6-1, 230)

Kickoff Returner

- 23 **LAFAYETTE PITTS (SO*, 5-11, 195) OR**
23 **TYLER BOYD (FR, 6-2, 185)**

Punt Returner

- 88 **KEVIN WEATHERSPOON (JR*, 5-10, 175)**
2 K'Waun Williams (SR, 5-10, 195)

2013 PITT FOOTBALL ROSTERS



Pitt Alphabetical Roster

No.	Name	Pos.	Yr.	Ht.	Wt.	Hometown/High School
11	Trey Anderson*	QB	JR	6-0	195	Pearland, TX/Pearland
72	Carson Baker	OL	FR	6-5	280	Fairborn, OH/Fairborn
35	E.J. Banks*	DB	SR*	5-11	190	Pittsburgh, PA/Montour
58	Kevin Barthelemy**	LS	SR*	6-3	245	Moon Township, PA/Moon Area
34	Isaac Bennett**	RB	JR	5-11	205	Tulsa, OK/Booker T. Washington
69	Adam Bisnowaty	OL	FR*	6-6	300	Pittsburgh, PA/Fox Chapel
12	Chris Blewitt	PK	FR	5-9	170	Alexandria, VA/West Potomac
23(D)	Tyler Boyd	WR	FR	6-2	185	Clairton, PA/Clairton
4	Bam Bradley	LB	FR*	6-2	230	Dayton, OH/Trotwood-Madison
49	Desmond Brown*	RB	SR*	5-9	200	Miami, FL/Norland/Miami Dade College
30	Mike Caprara	LB	FR*	6-0	215	Turtle Creek, PA/Woodland Hills
80	Zach Challingsworth	WR	FR	6-2	185	McDonald, PA/South Fayette
24	Cullen Christian*	DB	JR*	6-0	195	Pittsburgh, PA/Penn Hills
68	T.J. Clemmings**	OL	JR*	6-6	305	Teaneck, NJ/Paterson Catholic
27	Trenton Coles	DB	FR*	6-3	175	Clairton, PA/Clairton
40	James Conner	RB	FR	6-2	230	Erie, PA/McDowell
96	Devin Cook*	DL	SO*	6-4	255	Beaver Falls, PA/Beaver Falls
51	Jacob Craig	LB	FR*	6-2	230	Berlin, PA/Berlin Brothersvalley
32	Malcolm Crockett*	RB	SO*	5-10	205	Takoma Park, MD/Friendship Collegiate Academy
97	Aaron Donald***	DL	SR	6-0	285	Pittsburgh, PA/Penn Hills
36(D)	Michael Dunn	LB	FR	6-3	240	Pittsburgh, PA/Bishop Canevin
37	David Durham	DL	JR*	6-1	255	Charlotte, NC/Charlotte Christian
45	Devon Edwards	TE	FR	6-4	255	Columbus, OH/Eastmoor Academy
49(D)	Nico Elms	LB	FR	6-0	215	Gibsonia, PA/Pine-Richland
50	Tyrone Ezell***	DL	SR*	6-4	305	Munhall, PA/Steel Valley
21	Brendon Felder*	DB	JR*	5-10	190	Lynn, MA/Gateway (PA)
39	Pat Fisher	DB	JR*	5-9	185	Rutledge, PA/Strath Haven
12(D)	Dontez Ford	WR	FR*	6-2	200	McKees Rocks, PA/Sto-Rox
47	Matt Galambos	LB	FR	6-2	215	Collingdale, PA/The Haverford School
82	Manasseh Garner	TE	JR*	6-2	230	Pittsburgh, PA/Brashear
43	Mark Giubilato**	FB	JR*	6-2	235	Newtown Square, PA/St. Joseph's/Milford (NY)
76(D)	Jeremy Gonzales	DL	FR	6-1	225	Wexford, PA/North Allegheny
28	Anthony Gonzalez**	LB	JR*	6-3	225	Bethlehem, PA/Liberty
44	Shane Gordon***	LB	SR*	6-1	230	Fort Lauderdale, FL/Cypress Bay
87	Reggie Green	WR	FR	6-2	200	Cranford, NJ/Cranford
48(D)	Drake Greer	K/P	JR*	6-4	205	Pittsburgh, PA/Bishop Canevin
3	Nicholas Grigsby*	LB	SO*	6-1	220	Trotwood, OH/Trotwood-Madison
62	John Guy	OL	FR*	6-7	285	Somerville, MA/New Hampton School (NH)
81	Tony Harper	TE	FR	6-4	200	Toledo, OH/St. John's Jesuit
25	Jason Hendricks***	DB	SR*	6-0	190	Brooklyn, NY/Hudson Catholic (NJ)
70	Juantez Hollins*	OL	SR*	6-5	330	Aliquippa, PA/Aliquippa
86	J.P. Holtz*	TE	SO	6-4	245	Pittsburgh, PA/Shaler Area
18	Titus Howard	DB	FR	6-1	180	Clairton, PA/Clairton
29	Rachid Ibrahim	RB	FR	6-1	185	Rockville, MD/Avalon
20	Brandon Ifill**	WR	JR*	6-1	200	Pittsburgh, PA/Penn Hills
54	Tyrique Jarrett	DL	FR	6-3	340	Pittsburgh, PA/Taylor Allderdice/Milford (NY)
53	Dorian Johnson	OL	FR	6-5	290	Belle Vernon, PA/Belle Vernon Area
64	Shane Johnson*	OL	JR*	6-5	330	Fort Washington, MD/DeMatha Catholic
14	Ronald Jones**	WR	JR	5-8	170	Fort Meade, FL/Fort Meade
75	Jaryd Jones-Smith	OL	FR	6-7	295	Voorhees, NJ/West Catholic (PA)
78	Cory King**	OL	SR*	6-6	325	Stoneboro, PA/Lakeview
46	Adam Lazenga*	FB	JR*	6-0	245	Bethel Park, PA/Bethel Park
38	Ryan Lewis	DB	FR*	6-0	195	Seattle, WA/Eastlake
90	Jack Lippert*	DL	SR*	6-4	260	Harrisburg, PA/Central Dauphin

Pitt Numerical Roster

No.	Name	Pos.
2	K'Waun Williams***	DB
3	Nicholas Grigsby*	LB
4	Bam Bradley	LB
5	Ejuan Price*	DL
7	Tom Savage	QB
8	Todd Thomas**	LB
9	Ray Vinopal*	DB
10	Jahmahl Pardner	DB
11	Trey Anderson*	QB
12	Chris Blewitt	PK
12(D)	Dontez Ford	WR
14	Ronald Jones**	WR
15	Devin Street***	WR
15(D)	Reggie Mitchell	DB
16	Chad Voytik	QB
17	Chris Wuestner	WR
18	Titus Howard	DB
19	Terrish Webb	DB
20	Brandon Ifill**	WR
21	Brendon Felder*	DB
22	Devon Porchia	LB
23	Lafayette Pitts*	DB
23(D)	Tyler Boyd	WR
24	Cullen Christian*	DB
25	Jason Hendricks***	DB
26	Jevonte Pitts	DB
27	Trenton Coles	DB
28	Anthony Gonzalez**	LB
29	Rachid Ibrahim	RB
30	Mike Caprara	LB
31	Jaymar Parrish	FB
32	Malcolm Crockett*	RB
34	Isaac Bennett**	RB
35	E.J. Banks*	DB
35(D)	Trent Neavin	FB
36	Brett Zuck	WR
36(D)	Michael Dunn	LB
37	David Durham	DL
38	Ryan Lewis	DB
39	Pat Fisher	DB
40	James Conner	RB
41	Anthony Rippole	FB
43	Mark Giubilato**	FB
44	Shane Gordon***	LB
44(D)	Colton Lively	FB
45	Devon Edwards	TE
46	Adam Lazenga*	FB
47	Matt Galambos	LB
48	Zach Poker	LB
48(D)	Drake Greer	K/P
49	Desmond Brown*	RB
49(D)	Nico Elms	LB
50	Tyrone Ezell***	DL
51	Jacob Craig	LB

2013 PITT FOOTBALL ROSTERS



Alphabetical Roster Continued

No.	Name	Pos.	Yr.	Ht.	Wt.	Hometown/High School
44(D)	Colton Lively	FB	FR	6-0	245	Lake Dallas, TX/Lake Dallas
55	Luke Maclean	DL	FR	6-5	250	Grand Blanc, MI/Grand Blanc
15(D)	Reggie Mitchell	DB	SO	6-0	185	Pittsburgh, PA/Shady Side Academy
56	Justin Moody	DL	FR	6-3	265	Philadelphia, PA/George Washington
95	Khaynin Mosley-Smith**	DL	JR	6-0	305	Pittsburgh, PA/Woodland Hills/Milford (NY)
93	Bryan Murphy**	DL	JR*	6-3	255	Washingtonville, NY/Don Bosco Prep (NJ)
67	David Murphy*	LS	SO*	6-1	230	Buffalo, NY/St. Francis
35(D)	Trent Neavin	FB	FR	6-0	255	Martins Ferry, OH/Martins Ferry
63	Alex Officer	OL	FR	6-4	290	Rochester, NY/Eastridge
83	Scott Orndoff	TE	FR	6-5	255	Waynesburg, PA/Seton-LaSalle
10	Jahmahl Pardner	DB	FR*	5-11	175	Rochester, NY/Aquinas Institute
31	Jaymar Parrish	FB	FR	6-2	230	Monroeville, PA/Gateway
26	Jevonte Pitts	DB	FR*	5-11	205	Forest Hills, PA/Woodland Hills/Milford (NY)
23	Lafayette Pitts*	DB	SO*	5-11	195	Duquesne, PA/Woodland Hills
48	Zach Poker	LB	FR	6-4	220	Oconomowoc, WI/Oconomowoc
22	Devon Porchia	LB	FR*	6-2	220	Parkville, MD/Gilman School
5	Ejuan Price*	DL	SO*	6-0	230	Rankin, PA/Woodland Hills
61	Pat Quirin	LS	FR*	6-1	220	Pittsburgh, PA/Pittsburgh Central Catholic
59	Emanuel Rackard***	LB	SR*	6-0	235	Belle Glade, FL/Glades Central
60	Aaron Reese	OL	FR	6-5	300	Chambersburg, PA/Chambersburg Area
91	Darryl Render*	DL	SO	6-2	285	Cleveland, OH/St. Edward
41	Anthony Rippole	FB	FR*	5-10	230	McKees Rocks, PA/Montour
71	Gabe Roberts	OL	FR*	6-5	305	New London, WI/New London
74	Matt Rotheram**	OL	JR*	6-6	340	North Olmsted, OH/North Olmsted
57	Artie Rowell	OL	SO*	6-2	305	Harrisburg, PA/Central Dauphin
7	Tom Savage	QB	SR*	6-5	230	Springfield, PA/Cardinal O'Hara
76	Ryan Schlieper**	OL	SR*	6-5	310	Wexford, PA/North Allegheny
98	LaQuentin Smith**	DL	JR	6-2	275	Orlando, FL/Dr. Phillips
52	Shakir Soto	DL	FR	6-3	255	Wilkes-Barre, PA/G.A.R. Memorial
15	Devin Street***	WR	SR*	6-4	195	Bethlehem, PA/Liberty
94	Jeremiah Taleni	DL	FR	6-2	300	Kaneohe, HI/Kailua
8	Todd Thomas**	LB	JR*	6-2	230	Beaver Falls, PA/Beaver Falls/Milford (NY)
84	Ed Tinker**	WR	SR*	6-2	195	Pittsburgh, PA/Brashear/NC Tech
9	Ray Vinopal*	DB	JR*	5-10	200	Youngstown, OH/Cardinal Mooney
16	Chad Voytik	QB	FR*	6-1	210	Cleveland, TN/Cleveland
85	Jester Weah	WR	FR	6-3	190	Madison, WI/Madison Memorial
88	Kevin Weatherspoon	WR	JR*	5-10	175	Clairton, PA/Clairton
19	Terrish Webb	DB	FR	5-11	170	Clairton, PA/Clairton
2	K'Waun Williams***	DB	SR	5-10	195	Paterson, NJ/St. Joseph Regional
90(D)	Ryan Winslow	P	FR	6-5	205	Maple Glen, PA/La Salle College H.S.
17	Chris Wuestner	WR	FR*	6-2	205	Carlisle, PA/Carlisle
92	Matt Yoklic**	P	SR*	6-4	220	Gibsonia, PA/Pine-Richland
36	Brett Zuck	WR	JR*	6-1	195	Shippenville, PA/Keystone

* following class denotes redshirt season
 * following name denotes letters earned
 (D) denotes duplicate number

Numerical Roster Continued

No.	Name	Pos.
52	Shakir Soto.....	DL
53	Dorian Johnson.....	OL
54	Tyrique Jarrett.....	DL
55	Luke Maclean.....	DL
56	Justin Moody.....	DL
57	Artie Rowell.....	OL
58	Kevin Barthelemy**.....	LS
59	Emanuel Rackard***.....	LB
60	Aaron Reese.....	OL
61	Pat Quirin.....	LS
62	John Guy.....	OL
63	Alex Officer.....	OL
64	Shane Johnson*.....	OL
67	David Murphy*.....	LS
68	T.J. Clemmings**.....	OL
69	Adam Bisnowaty.....	OL
70	Juantez Hollins*.....	OL
71	Gabe Roberts.....	OL
72	Carson Baker.....	OL
74	Matt Rotheram**.....	OL
75	Jaryd Jones-Smith.....	OL
76	Ryan Schlieper**.....	OL
76(D)	Jeremy Gonzales.....	DL
78	Cory King**.....	OL
80	Zach Challingsworth.....	WR
81	Tony Harper.....	TE
82	Manasseh Garner.....	TE
83	Scott Orndoff.....	TE
84	Ed Tinker**.....	WR
85	Jester Weah.....	WR
86	J.P. Holtz*.....	TE
87	Reggie Green.....	WR
88	Kevin Weatherspoon.....	WR
90	Jack Lippert*.....	DL
90(D)	Ryan Winslow.....	P
91	Darryl Render*.....	DL
92	Matt Yoklic**.....	P
93	Bryan Murphy**.....	DL
94	Jeremiah Taleni.....	DL
95	Khaynin Mosley-Smith**.....	DL
96	Devin Cook*.....	DL
97	Aaron Donald***.....	DL
98	LaQuentin Smith**.....	DL

* following name denotes letters earned
 (D) denotes duplicate number



PERSONAL INFORMATION

Born: November 17, 1965

Hometown: Madison, Wis.

Alma Mater: Wisconsin, 1988

Family: Chryst and his wife Robin have two daughters, Katy and JoJo, and one son, Danny.

COACHING EXPERIENCE

College

West Virginia, 1989-90, graduate assistant.

UW-Platteville, 1993, offensive coordinator & quarterbacks.

Illinois State, 1995, offensive coordinator & quarterbacks.

Oregon State, 1997-98, offensive coordinator & quarterbacks.

Wisconsin, 2002, tight ends.

Oregon State, 2003-04, offensive coordinator & quarterbacks.

Wisconsin, 2005, co-offensive coordinator & tight ends.

Wisconsin, 2006-11, offensive coordinator & quarterbacks.

Pittsburgh, 2012-present, head coach.

Professional

San Antonio Riders, 1991-92, wide receivers, running backs, tight ends (World League of American Football).

Ottawa Rough Riders, 1994, quarterbacks (Canadian Football League).

Saskatchewan Roughriders, 1996, offensive coordinator & quarterbacks (Canadian Football League).

San Diego Chargers, 1999-2001, tight ends (National Football League).

✓ In 2012, Paul Chryst's first season as head coach, Pitt won four of its final six regular-season games to earn a berth in the BBVA Compass Bowl. Pitt notched two victories over Top 25 opponents — 35-17 over No. 13 Virginia Tech and 27-6 over No. 19 Rutgers — and nearly claimed a third before falling in three overtimes, 29-26, to eventual BCS title game entrant Notre Dame.

✓ Known for his grooming of quarterbacks, Chryst helped senior Tino Sunseri to the finest season of his career in 2012. Sunseri passed for 3,288 yards (the second highest single-season total in school history) with 21 touchdowns against just three interceptions. Tailback Ray Graham rushed for a career-high 1,042 yards, giving Pitt a 3,000-yard passer and 1,000-yard rusher in the same season for the first time ever.

✓ Chryst joined Pitt following an exceptional tenure at Wisconsin, where he earned acclaim as one of college football's finest teachers and strategists. The Badgers compiled a 60-19 record (.759) during his six seasons overseeing the offense (2006-11).

✓ Chryst was twice named a finalist for the prestigious Broyles Award (2010 and 2011), annually presented to college football's top assistant.

✓ In 2011, Chryst helped Wisconsin to an 11-3 record and its second consecutive Big Ten title and Rose Bowl berth. The Badgers featured a prolific offense that set no fewer than a dozen school records, including points per game (44.1 avg.), total offense per game (469.9 avg.), total rushing yards (3,298) and total passing yards (3,280).

✓ From 2009-11, Wisconsin achieved the Big Ten's best record (32-8, .800) while averaging 39.2 points per game during that span.

✓ During his tenure as the Badgers' offensive coordinator (2006-11), Wisconsin produced nine first team All-Americans on offense: tackle Joe Thomas (unanimous selection, 2006), tight end Travis Beckum (2007), guard Kraig Urbik (2008), tackle Gabe Carimi (unanimous selection, 2010), tight end Lance Kendricks (consensus selection, 2010), guard John Moffitt (2010), running back Montee Ball (2011), center Pete Konz (2011) and guard Kevin Zeitler (2011).

✓ Chryst coached three major award winners on offense while at Wisconsin: quarterback Scott Tolzien, who won the 2010 Johnny Unitas Golden Arm Award (nation's top senior quarterback), and two Outland Trophy winners (nation's outstanding college lineman) in tackles Gabe Carimi (2010) and Joe Thomas (2006).

✓ Chryst's offenses at Wisconsin produced five Big Ten Player of the Year awards. The honorees include running back John Clay (2009 Big Ten Player of the Year), tackle Gabe Carimi (2010 Big Ten Lineman of the Year), running back Montee Ball (2011 Graham-George Big Ten Offensive Player of the Year and Ameche-Dayne Big Ten Running Back of the Year) and quarterback Russell Wilson (2011 Griese-Brees Big Ten Quarterback of the Year).

✓ Under Chryst's guidance, quarterback Russell Wilson led the nation in pass efficiency in 2011 with a staggering 191.78 rating (topping Baylor Heisman Trophy winner Robert Griffin III's 189.48). Wilson, who is now with the Seattle Seahawks, threw for 3,175 yards with 33 touchdowns and only four interceptions in leading the Badgers to the Big Ten title and a Rose Bowl berth.

✓ In addition to a potent passing game in 2011, Chryst also oversaw a rushing attack led by first team All-American and Heisman Trophy finalist Montee Ball, who led the nation in total rushing yards (1,923) and scoring (39 touchdowns and 16.71 points/game). Ball's 39 TDs tied the NCAA record set by Oklahoma State's Barry Sanders in 1988.

✓ In 2010, Chryst's Wisconsin offense nearly became the first team in FBS history to have three different players rush for at least 1,000 yards in the same season: James White (1,052 yards), John Clay (1,012) and Montee Ball (996). That team had an incredible 48 rushing touchdowns, tying the Big Ten record.

✓ Chryst was offensive coordinator and quarterbacks coach at Oregon State during the 2003 and '04 seasons. The 2003 Beavers became the first team in NCAA Division I history to have a 4,000-yard passer (Derek Anderson), 1,500-yard rusher (Steven Jackson) and two 1,000-yard receivers (James Newson and Mike Hass).

✓ Chryst has coached in 12 bowl games during his collegiate career, including the 2011 and 2012 Rose Bowl games.

✓ Chryst's coaching career includes seven seasons in professional football, including a three-year stint in the NFL as tight ends coach with the San Diego Chargers (1999-2001). He also spent time with the Canadian Football League's Saskatchewan Roughriders (1996) and Ottawa Rough Riders (1994), as well as the World League's San Antonio Riders (1991-92).

SERIES NOTES

This is the sixth meeting between Pitt and Virginia in a series that dates back to 1953...this year's game serves as the inaugural Atlantic Coast Conference matchup between the two schools...Pitt and Virginia will meet annually as members of the ACC's Coastal Division... Pitt leads the series, 3-2...in the last meeting, the host Cavaliers defeated Pitt, 44-14, on Sept. 29, 2007...the last meeting at Heinz Field occurred on Sept. 2, 2006, a 38-13 Pitt victory in the season opener for both teams...the Panthers are 2-0 against Virginia in Pittsburgh and 1-1 in Charlottesville...the lone postseason encounter took place in the 2003 Continental Tire Bowl in Charlotte, a game that featured Pitt receiver Larry Fitzgerald and Virginia standouts Matt Schaub at quarterback and Heath Miller at tight end...the Cavaliers won that bowl matchup, 23-16.

TEAM NOTES

SEEKING WIN #3

Pitt has rebounded from a season-opening loss to Florida State (ranked No. 8 this week) to win each of its past two contests. The Panthers will seek a third consecutive victory when they host Virginia at Heinz Field. Pitt last started a season 3-1 in 2009 (finishing 10-3). The Panthers' last three-game winning streak occurred during an 8-5 season in 2010.

YOUTH MOVEMENT

Twelve true freshmen have already played for Pitt this season. In fact, Pitt is led in four different statistical categories by freshmen. Running back James Conner leads the Panthers in rushing (326 yards), receiver Tyler Boyd leads in all-purpose yards (585 yards) and scoring (30 points on five touchdowns), and defensive back Terrish Webb leads in fumble recoveries (one, recovered vs. New Mexico).

TRUE FRESHMAN CONTRIBUTORS IN 2013

Name	Pos.	Notable
Chris Blewitt	PK	Team's second-leading scorer (24 points)
Tyler Boyd	WR/KR	5th in NCAA in all-purpose yards (195.0 avg.); 9th (tied) in NCAA with 4 TD catches
James Conner	RB	2nd in ACC with 108.7 rush yards per game
Matt Galambos	LB	9 tackles, 1 TFL on the year
Titus Howard	DB	4 tackles on the year
Rachid Ibrahim	RB	20 yards on 6 carries for year
Tyrique Jarrett	DL	1 tackle vs. Florida State
Dorian Johnson	OL	Plays in jumbo package, top OT reserve
Scott Orndoff	TE	2 TD catches (New Mexico and Duke)
Jaymar Parrish	HB	H-Back has 1 catch for 7 yards
Shakir Soto	DL	7 tackles, 2 TFLs on year
Terrish Webb	DB	5 tackles, 1 fumble recovery on year

POINT PRODUCTION

On the season, true freshmen have accounted for 70% of Pitt's scoring output (84 out of 120 points). Tyler Boyd leads the Panthers in scoring (30 points) and ranks fourth in the ACC in that category (10.0 points per game).

CURRENT PITT SCORING LEADERS

Name (Class)	TD	FG	PAT	Pts.
Tyler Boyd (FR)	5	0	0	30
Chris Blewitt (FR)	0	3-4	15-16	24
James Conner (FR)	3	0	0	18
Scott Orndoff (FR)	2	0	0	12
Isaac Bennett (JR)	2	0	0	12
Devin Street (SR)	2	0	0	12

PITT-UVA GAME-BY-GAME

PITT LEADS SERIES, 3-2

DATE	H/A	PITT	UVA
Nov. 17, 1953	A	26	0
Nov. 5, 1955	H	18	7
Dec. 27, 2003*	N	16	23
Sept. 2, 2006	H	38	13
Sept. 29, 2007	A	14	44

*Continental Tire Bowl (Charlotte, N.C.)

YOUR 2013 PITT TEAM CAPTAINS

As selected by their teammates, the senior captains for the 2013 Pitt Panthers are defensive tackle Aaron Donald, nose tackle Tyrone Ezell, safety Jason Hendricks, quarterback Tom Savage, wide receiver Devin Street and cornerback K'Waun Williams.

124 SEASONS AND COUNTING

The 2013 football season marks the 124th in Pitt history. The Panthers, who played their inaugural season in 1890, have a 685-498-42 all-time record (.576).

BLUE & GOLD RALLY CAPS

Since the 2002 season, Pitt has won 15 games with fourth-quarter comebacks, the latest coming on Dec. 26, 2009, when the Panthers defeated North Carolina, 19-17, in the Meineke Car Care Bowl on a Dan Hutchins' field goal with 52 seconds left.

PITT 4TH-QUARTER COMEBACKS (SINCE 2002)

Date	Opp.	4th Qtr. Deficit	Result
10/26/02	Boston College	16-13	Pitt wins, 19-16 (OT)
11/1/03	@Boston College	13-10	Pitt wins, 24-13
11/8/03	Virginia Tech	28-24	Pitt wins, 31-28
9/25/04	Furman	31-17/38-24	Pitt wins, 41-38 (OT)
10/9/04	@Temple	16-6	Pitt wins, 27-22
11/13/04	@Notre Dame	35-31	Pitt wins, 41-38
11/25/04	West Virginia	13-9	Pitt wins, 16-13
10/20/07	Cincinnati	17-13	Pitt wins, 24-17
9/20/08	Iowa	17-14	Pitt wins, 21-20
9/27/08	@Syracuse	24-16	Pitt wins, 34-24
10/2/08	@USF	21-20	Pitt wins, 26-21
11/1/08	@Notre Dame	17-10/24-17	Pitt wins, 36-33 (4OT)
11/28/08	West Virginia	15-7	Pitt wins, 19-15
10/10/09	Connecticut	21-13	Pitt wins, 24-21
12/26/09	North Carolina*	17-16	Pitt wins, 19-17

*Meineke Car Care Bowl

FROM WALK-ON TO SCHOLARSHIP

The Panthers have nine scholarship players on their roster who began their Pitt careers as walk-ons. They include:

Name	Pos.	Class
Trey Anderson*	QB	JR
E.J. Banks	DB	SR* (awarded Aug. 23, 2013)
Kevin Barthelemy**	LS	SR*
Desmond Brown*	RB	SR*
Mark Giubilato**	FB	JR*
Adam Lazenga*	FB	JR*
Emanuel Rackard	LB	SR*
Chris Wuestner	WR	FR*
Matt Yoklic**	P	SR*

* following class denotes redshirt season
 * following name denotes letters earned

OFFENSIVE NOTES

SENSATIONAL SCORING

Pitt is coming off its highest scoring game in nearly two decades. The Panthers produced 58 points in their win at Duke last week. It was their highest scoring production since a 66-30 win over Eastern Michigan on Sept. 9, 1995. Pitt has scored a combined 107 points in its past two contests (49 vs. New Mexico), the Panthers' highest back-to-back total since scoring 121 in consecutive wins in 1977 (76-0 over Temple and 45-7 over Boston College). Pitt is averaging 40 points through three contests to rank fourth in the ACC and 28th nationally.

TOM TERRIFIC

Senior quarterback Tom Savage produced one of the finest passing performances in school history in Pitt's 58-55 win at Duke. Savage completed nearly 70% of his passes (23 of 33) for 424 yards and tied an ACC record with six touchdown passes. His yardage total was the most by a Pitt quarterback since 1994 and ranks fourth in school history. Savage was honored as the Walter Camp National Offensive Player of the Week for his performance.

PITT TOP SINGLE-GAME PASSING YARDS

No.	Name	Opponent (Year)	Yards
1.	Pete Gonzalez	Rutgers (1997)	470
2.	John Congemi	Navy (1986)	446
3.	John Ryan	West Virginia (1994)	433
4.	Tom Savage	Duke (2013)	424
5.	Rod Rutherford	West Virginia (2003)	419
	Tino Sunseri	Connecticut (2011)	419
7.	Tyler Palko	South Florida (2004)	411
8.	David Priestley	Virginia Tech (1999)	407
9.	Alex Van Pelt	Rutgers, 1992	395
	Alex Van Pelt	Maryland, 1992	395
11.	Matt Cavanaugh	Clemson, 1977	387*

* Gator Bowl

SAVAGE'S SUPER START

Through three games, Tom Savage has completed 65% of his passes (51 of 78) for 861 yards with nine touchdowns and four interceptions. He leads the ACC in passing yards per game (287.0 avg.) and ranks second in pass efficiency (185.9 rating) and total offense (274.7 avg.).

ATLANTIC COAST CONFERENCE STANDINGS

COASTAL DIVISION

Team	Conf.	Pct.	Overall	Pct.
Georgia Tech	2 - 0	1.000	3 - 0	1.000
Pittsburgh	1 - 1	.500	2 - 1	.667
Miami	0 - 0	.000	3 - 0	1.000
Virginia Tech	0 - 0	.000	3 - 1	.750
Virginia	0 - 0	.000	2 - 1	.667
North Carolina	0 - 1	.000	1 - 2	.333
Duke	0 - 2	.000	2 - 2	.500

ATLANTIC DIVISION

Team	Conf.	Pct.	Overall	Pct.
Clemson	1 - 0	1.000	3 - 0	1.000
Florida State	1 - 0	1.000	3 - 0	1.000
Boston College	1 - 0	1.000	2 - 1	.667
Maryland	0 - 0	.000	4 - 0	1.000
Syracuse	0 - 0	.000	2 - 2	.500
NC State	0 - 1	.000	2 - 1	.667
Wake Forest	0 - 1	.000	2 - 2	.500

Savage is also prominent among the national leaders. His average of 16.88 yards per completion ranks sixth in the country. He is ninth nationally in pass efficiency, 11th in passing touchdowns (tied), 19th in passing yards per game and 25th in points responsible for (tied, 54 points).

JAMES IN A RUSH

Freshman running back James Conner leads Pitt in rushing with 326 yards and three touchdowns on 47 carries (6.9 avg.). Conner ranks second in the ACC (27th nationally) with an average of 108.7 yards per game.

Conner has posted consecutive 100-yard rushing efforts. He most recently had a career-high 173 yards on 26 carries (6.7 avg.) with a TD against Duke. In his prior game against New Mexico, Conner compiled 119 yards on 12 carries (9.9 avg.) and two TDs.

DYNAMIC RECEIVING DUO

The Panthers boast the ACC's most potent receiving tandem to date. Senior Devin Street is averaging a league-best 129 receiving yards per game (fourth best nationally), while Tyler Boyd is averaging 104.7 yards (third in the ACC and 18th nationally).

In the Sept. 21 victory at Duke, the pair gave Pitt two 100-yard receivers in the same game for the first time since 2004. Street had a career-high 166 yards on six catches (27.6 avg.) with two touchdowns, while Boyd had 154 yards on eight catches (19.3 avg.) and three scores.

BOY OH BOYD

Tyler Boyd boasts back-to-back 100-yard receiving efforts heading into the Sept. 28 Virginia contest. In addition to his 154-yard game at Duke, he also had 134 yards against New Mexico. Boyd is the first Pitt freshman to achieve consecutive 100-yard receiving games since Antonio Bryant in 1999. With three TD catches at Duke, Boyd also became the first Pitt frosh to accomplish that feat since Larry Fitzgerald in 2002.

Boyd leads the ACC and ranks ninth nationally (tied) with four touchdown catches. He also leads the ACC and ranks fifth nationally in all-purpose yardage with 195.0 per game.

STREET'S STICKY FINGERS

Senior receiver Devin Street ranks third all-time at Pitt with 168 career receptions. Street needs only 11 receptions to become the top pass catcher in school history. Latef Grim currently holds the top spot with 178 catches from 1998-2000.

PITT RECEPTIONS IN A CAREER

No.	Name	Seasons	Rec.	Yards	Avg.
1.	Latef Grim	1998-2000	178	2,680	15.1
2.	Antonio Bryant	1999-2001	173	3,061	17.7
3.	Devin Street	2010-	168	2,434	14.5
4.	Larry Fitzgerald	2002-03	161	2,677	16.6
5.	Dietrich Jells	1991-95	160	3,003	18.8
6.	Mike Shanahan	2009-12	159	2,276	14.3
7.	Dwight Collins	1980-83	133	2,264	17.0
	Gordon Jones	1975-78	133	2,230	16.8
9.	Derek Kinder	2004-08	131	1,646	12.6
10.	Jon Baldwin	2008-10	128	2,337	18.3

A LOT OF AIR MILEAGE

Devin Street ranks sixth all-time at Pitt with 2,434 career receiving yards. He needs 628 yards to surpass the Panthers' career leader, Antonio Bryant, who had 3,061 yards from 1999-2001. Street leads the ACC and ranks fourth nationally with 129.0 receiving yards per game.

PITT CAREER RECEIVING YARDS

No.	Name	Seasons	Yards
1.	Antonio Bryant	1999-2001	3,061
2.	Dietrich Jells	1991-95	3,003
3.	Latef Grim	1998-2000	2,680
4.	Larry Fitzgerald	2002-03	2,677
5.	Greg Lee	2003-05	2,470
6.	Devin Street	2010-	2,434
7.	Jon Baldwin	2008-10	2,337
8.	Mike Shanahan	2009-12	2,276
9.	Dwight Collins	1980-83	2,264
10.	Gordon Jones	1975-78	2,230

DEVIN'S DAZZLING SEASON

Devin Street had one of the most productive pass-catching seasons in Pitt history last year. Street had 73 receptions, the third highest single-season total by a Panther. He tied Antonio Bryant's 2000 season reception total (the year Bryant won the Biletnikoff Award and was a consensus All-American). Street was two catches shy of second place, a standing held by Latef Grim, who had 75 receptions in 1999.

Larry Fitzgerald holds the Pitt single-season receptions record with 92 during his sensational sophomore season in 2003 when he was a unanimous All-American, winner of the Biletnikoff and Walter Camp awards and a Heisman Trophy finalist.

THE LAST TIME: VIRGINIA 44 PITT 14

Sept. 29, 2007 • Scott Stadium • 60,888

A first-quarter scoring onslaught by Virginia doomed Pitt in a 44-14 loss...Pitt found itself in a 20-0 hole just eight minutes into the contest and 27-0 after one period...the Cavaliers scored on their first five possessions, including four touchdowns in the opening quarter...UVA quarterback Jameel Sewell threw three TDs in the first period...making his first career start, Pitt quarterback Pat Bostick played solidly, completing 18-of-31 passes for 181 yards with a TD and an INT...Pitt LB Scott McKillop collected a game-high 15 tackles...the Panthers lost their third consecutive game to fall to 2-3 on the year...following a season-opening loss, UVA notched its fourth consecutive win to improve to 4-1...it was Pitt's first visit to Charlottesville since 1953.

PITT	0	7	0	7	14
VIRGINIA	27	3	0	14	44

First Quarter

UVA — Stupar 2-yard pass from Sewell (kick blocked) 13:37
 UVA — Santi 18-yard pass from Sewell (Gould kick) 9:06
 UVA — Jackson 5-yard pass from Sewell (Gould kick) 6:51
 UVA — Peerman 1-yard run (Gould kick) 1:22

Second Quarter

UVA — Gould 23-yard field goal 8:52
 PITT — McCoy 1-yard run (Lee kick) 5:00

Third Quarter

No scoring

Fourth Quarter

PITT — Turner 2-yard pass from Bostick (Lee kick) 14:54
 UVA — Peerman 13-yard run (Gould kick) 12:06

Team Stats	PITT	UVA
First Downs	14	23
Rushes-Yards	34-107	42-173
Comp-Att-Int	18-31-1	16-31-0
Passing Yards	181	169
Total Yards	288	342
Punt Returns-Yards	2-(-3)	4-86
Kick Returns-Yards	7-147	2-43
Interceptions-Yards	0-0	1-3
Fumbles-Lost	1-1	1-1
Punts-Average	7-44.9	4-41.2
Penalties-Yards	11-101	5-44
Third Down Conv.	5-16	6-13
Fourth Down Conv.	1-2	2-2
Sacks By-Yards	0-0	3-20
Possession Time	30:12	29:48

Rushing

PITT — McCoy 19-86, 1 TD; Stephens-Howling 10-37; Porter 2-4; Bostick 3-(-20).
 UVA — Peerman 24-87, 2 TD; Sewell 12-64; Pearman 2-10; Payne 1-4; Hall 1-4, 1 TD; Jackson 1-4; Zidenberg 1-0.

Passing

PITT — Bostick 18-31-1, 181 yards, 1 TD.
 UVA — Sewell 16-31-0, 169 yards, 3 TD.

Receiving

PITT — Porter 5-55; Turner 4-70, 1 TD; McCoy 3-4; Pestano 2-15; Williams 1-13; Stephens-Howling 1-10; Strong 1-9; McGee 1-5.
 UVA — Peerman 4-44; Stupar 3-27, 1 TD; Santi 2-32, 1 TD; Phillips 2-23; Inman 2-18; Koch 1-15; Jobe 1-5; Jackson 1-5, 1 TD.

PITT RECEPTIONS IN A SEASON

No.	Name	Season	Receptions
1.	Larry Fitzgerald	2003	92
2.	Latef Grim	1999	75
3.	Antonio Bryant	2000	73
	Devin Street	2012	73
5.	Jake Hoffart	1997	69
	Larry Fitzgerald	2002	69
7.	Greg Lee	2004	68
8.	Mike Shanahan	2012	62
9.	Latef Grim	1998	60
10.	Derek Kinder	2006	57
	Jon Baldwin	2009	57

CENTURY RECEIVING GAMES

Devin Street has eight 100-yard receiving games for his career. Street has two 100-yard games this season, including a career-high 166 yards on six catches (27.7 avg.) at Duke.

DEVIN STREET CAREER 100-YARD RECEIVING GAMES

Date	Opponent	Rec.	Yards	TDs
9/17/11	@Iowa	7	138	1
11/5/11	Cincinnati	8	118	0
11/12/11	@Louisville	6	101	0
10/5/12	@Syracuse	10	130	0
10/13/12	Louisville	11	111	1
10/27/12	Temple	6	140	1
9/2/13	Florida State	6	141	0
9/21/13	@Duke	6	166	2

THE BILETNIKOFF LIVES HERE

Pitt boasts two winners of the prestigious Biletnikoff Award, which is annually given to the country's top wide receiver. Larry Fitzgerald (2003) and Antonio Bryant (2000) both earned the honor with the Panthers before moving on to careers in the National Football League.

A third winner of the Biletnikoff Award was added to the Pitt family in 2012 when Bobby Engram joined Paul Chryst's staff as wide receivers coach. As a collegian at Penn State, Engram was the award's inaugural winner in 1994 after catching 52 passes for 1,029 yards (19.8 avg.). He went on to a 14-year NFL career, compiling nearly 8,000 receiving yards.

Pitt senior wide receiver Devin Street was named to the Biletnikoff Award's 2013 preseason watch list.

PITT'S 500-YARD GAMES

Pitt has reached 500 yards in total offense five times under Coach Paul Chryst, including each of the Panthers' past two contests.

PITT'S 500-YARD GAMES UNDER PAUL CHRYST

Date	Opp.	Rush	Pass	Total	W/L
9/15/12	Virginia Tech	254	283	537	W, 35-17
9/22/12	Gardner-Webb	229	397	626	W, 55-10
10/27/12	Temple	207	321	528	W, 47-17
9/14/13	New Mexico	283	244	527	W, 49-27
9/21/13	@Duke	174	424	598	W, 58-55

2013 HONORS & AWARDS

Tyler Boyd — Wide Receiver

ACC Receiver of the Week (Sept. 16)
247Sports National True Freshman of the Week (Sept. 16)

Aaron Donald — Defensive Tackle

Bednarik Award Watch List
Bronko Nagurski Trophy Watch List
Lott IMPACT Trophy Watch List
Outland Trophy Watch List
Rotary Lombardi Award

Tom Savage - Quarterback

Walter Camp National Offensive Player of the Week (Sept. 23)
Manning Award "Stars of the Week" (Sept. 23)

Devin Street - Wide Receiver

Biletnikoff Award Watch List

O-LINE GROWING UP

Pitt features one of its least experienced offensive lines in recent years. Senior guard Cory King leads the unit with 21 career starts, although it should be noted that King made 13 of those starts last year at left tackle.

The unit has made considerable progress over the opening month of the season. The Panthers lead the ACC and rank seventh nationally in fewest tackles for loss allowed (tied, 12 total).

PITT OFFENSIVE LINE CAREER GAMES & STARTS

Player	2013 GP/GS	Career GP/GS
G Cory King	3/3	31/21
G Matt Rotheram	3/3	24/18
C Artie Rowell	3/3	5/3
T T.J. Clemmings*	3/3	3/3
T Adam Bisnowaty	3/3	3/3
G Shane Johnson	3/0	13/0
C Gabe Roberts	3/0	3/0
T Dorian Johnson	2/0	2/0
T Juantez Hollins	1/0	14/7
G Ryan Schlieper	1/0	23/16

*2013 marks Clemmings' first year on the offensive line; he played in 16 games (six starts) on the defensive line between 2010-12.

DEFENSIVE NOTES

PITT PICKS OFF FOUR AT DUKE

After failing to force any interceptions in its opening two contests, Pitt picked off four passes at Duke on Sept. 21 to help key the 58-55 win.

Getting interceptions for Pitt were senior safety Jason Hendricks, senior cornerback K'Waun Williams, linebacker Shane Gordon and linebacker Anthony Gonzalez, who returned his INT 37 yards for the Panthers' final touchdown with 8:30 left in the game. Gonzalez's pick six ultimately provided Pitt with just enough points to hold off the Blue Devils' furious rally.

DONALD DEVASTATION

Senior defensive tackle Aaron Donald has been a fixture in the opponent's backfield this season. The All-America candidate leads the ACC and ranks fourth nationally in tackles for loss per game (2.33 avg.). Donald is seventh nationally and fourth in the ACC with 1.33 sacks per contest.

SACK MASTERS

Aaron Donald has four total sacks on the season, giving him 22.5 for his career to rank ninth all-time at Pitt. Donald is only the fourth interior defensive lineman (tackles and nose tackles) to reach the top 10 on Pitt's career sacks list.

PITT SACKS IN A CAREER

No.	Name	Seasons	Sacks
1.	Hugh Green	1977-80	49
2.	Randy Holloway	1974-77	33.5
3.	Tony Woods	1983-86	31
4.	Zeke Gadson	1984-87	26.5
	Keith Hamilton	1989-91	26.5
6.	Chris Doleman	1981-84	25
7.	Bryan Knight	1998-2001	23.5
8.	Dennis Atiyeh	1983-85	23
9.	Brandon Lindsey	2008-11	22.5
	Aaron Donald	2010-	22.5
11.	Rickey Jackson	1977-80	21
	Ricardo McDonald	1988-91	21

Interior defensive linemen in bold italics.

BRINGING HEAT

The Pitt defense has recorded at least one quarterback sack in 40 of the past 41 games. The only game the Panthers were held without a sack during that 40-game stretch was the 2012 season opener against Youngstown State. The YSU contest marked the first time Pitt had been held without a sack since the 2010 opener at Utah.

NATIONAL TOP-30 DEFENSES

Since the 2000 season, Pitt has finished in the nation's top 30 in total defense eight times. The feat was most recently accomplished last year when the Panthers ranked 17th nationally while allowing just 330.54 yards per game.

During this 13-season stretch, Pitt ranked as high as fifth at the end of the year (2007, 297.67 yards/game). Its lowest per game average occurred in 2001 when Pitt yielded just 284.64 yards per contest and ranked seventh nationally.

NCAA TOP-30 TOTAL DEFENSE RANKINGS AT PITT SINCE 2000

Year	Yds. Allowed/Game	NCAA Rank
2000	325.73	29th
2001	284.64	7th
2002	296.00	12th
2007	297.67	5th
2008	317.15	27th
2009	319.31	23rd
2010	305.08	8th
2012	330.54	17th

TDs BY THE "D"

The Pitt defense has scored 23 touchdowns since the 2001 season. The Panthers are 21-0 when scoring at least one defensive TD in a game during that span. Junior linebacker Anthony Gonzalez's pick six at Duke on Sept. 21 was the latest TD by the Pitt "D."

WPIAL & CITY LEAGUE CHAMPIONS ON PITT'S 2013 ROSTER

Pitt boasts 16 players on its roster who have won a Western Pennsylvania Interscholastic League (WPIAL) or Pittsburgh City League championship during their high school careers at Heinz Field. The WPIAL title games are played at Heinz Field every November. (The City League championship was played there until 2008.) In fact, Pitt's true freshman trio from Clairton High School — Tyler Boyd, Titus Howard and Terrish Webb — won four consecutive WPIAL Class A titles from 2009-12 on the same Heinz turf they now play on as collegians.

Player	High School	Title at Heinz (Years)
Tyler Boyd	Clairton	WPIAL Class A (2009-12)
Mike Caprara	Woodland Hills	WPIAL Class AAAA (2009)
Zach Challingsworth	South Fayette	WPIAL Class AA (2010)
Trenton Coles	Clairton	WPIAL Class A (2008-11)
Manasseh Garner	Brashear	City League (2007)
Juantez Hollins	Aliquippa	WPIAL Class AA (2008)
Titus Howard	Clairton	WPIAL Class A (2009-12)
Adam Lazenga	Bethel Park	WPIAL Class AAAA (2008)
Khaynin Mosley-Smith	Woodland Hills	WPIAL Class AAAA (2009)
Jevonte Pitts	Woodland Hills	WPIAL Class AAAA (2009)
Lafayette Pitts	Woodland Hills	WPIAL Class AAAA (2009)
Ejuan Price	Woodland Hills	WPIAL Class AAAA (2009)
Anthony Rippole	Montour	WPIAL Class AAA (2011)
Ed Tinker	Brashear	City League (2007)
Kevin Weatherspoon	Clairton	WPIAL Class A (2006, '08-09)
Terrish Webb	Clairton	WPIAL Class A (2009-12)

PITT DEFENSIVE SCORES SINCE 2001

Date	Opponent	Player	Score
10/27/01	@Temple	Brian Guzek	80-yard fumble return
11/3/01	Virginia Tech	Shawntae Spencer	68-yard interception return
9/21/02	Rutgers	Gerald Hayes	8-yard fumble return
10/5/02	@Syracuse	Lewis Moore	2-yard fumble return
11/9/02	Temple	Claude Harriott	11-yard fumble return
10/25/03	Syracuse	Josh Lay	20-yard fumble return
9/11/04	Ohio	Malcolm Postell	42-yard interception return
9/25/04	Furman	Malcolm Postell	44-yard interception return
10/23/04	Rutgers	Josh Lay	82-yard interception return
12/4/04	@USF	Malcolm Postell	15-yard interception return
10/22/05	Syracuse	H.B. Blades	38-yard interception return
9/2/06	Virginia	Darrelle Revis	19-yard interception return
9/2/06	Virginia	Clint Session	78-yard interception return
9/8/06	@Cincinnati	Darrelle Revis	57-yard interception return
9/30/06	Toledo	Gus Mustakas	9-yard interception return
11/8/08	Louisville	Ricky Gary	3-yard fumble return
11/8/08	Louisville	Scott McKillop	18-yard interception return
12/6/08	@Connecticut	Greg Williams	20-yard interception return
9/12/09	@Buffalo	Greg Williams	50-yard fumble return
11/7/09	Syracuse	Greg Williams	51-yard interception return
10/16/10	@Syracuse	Ricky Gary	80-yard interception return
12/3/11	Syracuse	Antwuan Reed	20-yard fumble return
9/21/13	@Duke	Anthony Gonzalez	37-yard interception return

SPECIAL TEAMS NOTES

TRUE FRESHMAN KICKERS

For the first time in 11 years, Pitt features a true freshman as its starting placekicker. Chris Blewitt, a former all-state kicker out of Virginia's West Potomac High, handles field goals and extra points for the Panthers. He is Pitt's second-leading scorer with 24 points (3-of-4 field goals and 15-of-16 PATs).

The last true freshman to start at kicker for Pitt was David Abdul in 2002. Abdul finished his freshman year with 67 points (13-of-20 field goals and 28-of-29 extra points). His point total stands as a Pitt record for a true frosh kicker.

Prior to Abdul, Chris Ferencik was the last true freshman to handle placekicking on a full-time basis at Pitt. In 1995, Ferencik compiled 59 points (12-of-13 field goals and 23-of-24 extra points) to lead Pitt in scoring and earn first team All-Big East.

PITT TRUE FRESHMAN KICKERS SINCE 1973

Name (Year)	PAT	FG	Pts.
Carson Long (1973)	24-NA	8-14	48
Mark Brasco (1984)	14-14	6-14	32
Scott Kaplan (1988)	23-23	10-15	53*
Chris Ferencik (1995)	23-24	12-13	59*
David Abdul (2002)	28-29	13-20	67
Chris Blewitt (2013)	15-16	3-4	24

* led team

PITT NEARLY PERFECT ON PATs

Since the opening of the 2006 season, Pitt has been virtually flawless on its extra-point kicks. The Panthers have missed only four PAT kicks over this current stretch (286 of 290, .986). Pitt is 15-for-16 (.938) on PATs this season.

PANTHER BLOCK PARTY

Pitt has blocked 42 kicks dating back to the 2000 season. The Panthers' last blocked kick occurred against Louisville on Oct. 13, 2012, when linebacker Todd Thomas blocked a punt and recovered it in the end zone for a touchdown.

PITT'S BLOCKED KICKS SINCE 2000

Date	Opponent	Player	Type
9/2/00	Kent State	Ryan Smith	Field Goal
9/23/00	Rutgers	Mark Ponko	Punt
11/24/00	West Virginia	Mark Ponko	Field Goal
9/27/01	Miami (Fla.)	Torrie Cox	Punt
10/27/01	@Temple	Jay Junko	Punt
8/31/02	Ohio	Lewis Moore	Field Goal
10/26/02	Boston College	Brian Guzek	Field Goal
11/9/02	Temple	Shawntae Spencer	Punt
11/21/02	@Miami (Fla.)	Shawntae Spencer	Punt
9/6/03	Kent State	Sam Bryant	Punt
10/18/03	@Rutgers	J.J. Horne	PAT
10/25/03	Syracuse	H.B. Blades	Punt
11/22/03	@Temple	Claude Harriott	Punt
9/11/04	Ohio	Keith Malley	Punt
11/25/04	West Virginia	J.J. Horne	Field Goal

10/8/05	Cincinnati	Adam Gunn	Punt
11/12/05	Connecticut	Darrelle Revis	Field Goal*
11/12/05	Connecticut	Adam Gunn	Punt
11/4/06	@USF	H.B. Blades	Field Goal
11/25/06	Louisville	H.B. Blades	Field Goal
9/8/07	Grambling	Brian Kaiser	Punt
9/15/07	@Michigan State	Tommie Duhart	Field Goal
9/29/07	@Virginia	Joe Clermond	PAT
10/27/07	@Louisville	John Malecki	Field Goal
8/30/08	Bowling Green	Greg Romeus	PAT
9/6/08	Buffalo	Tommie Duhart	Field Goal
9/20/08	Iowa	Andrew Taglianetti	Punt
10/2/08	@USF	Aaron Berry	Field Goal
10/25/08	Rutgers	Greg Romeus	2 PATs
11/1/08	@Notre Dame	Andrew Taglianetti	Punt
11/22/08	@Cincinnati	Greg Williams	Field Goal
11/22/08	@Cincinnati	Andrew Taglianetti	Punt
12/6/08	@Connecticut	Mike Toerper	Punt
9/26/09	@NC State	Chas Alecxih	Field Goal
11/14/09	Notre Dame	Greg Romeus	PAT
12/05/09	Cincinnati	Nate Nix	Punt
9/2/10	@Utah	Antwuan Reed	Punt
11/20/10	@USF	Andrew Taglianetti	Punt
1/8/11	@Kentucky%	Andrew Taglianetti	Punt
10/15/11	Utah	Andrew Taglianetti	Punt#
10/13/12	Louisville	Todd Thomas	Punt\$

*returned 71 yards for a TD by Bernard "Josh" Lay

#returned 10 yards for a TD by Antwuan Reed

\$ recovered in end zone for a TD by Todd Thomas

% BBVA Compass Bowl

PITT KICK RETURN TDs

Pitt has six kickoff returns for touchdowns since the 2000 season, and only one during the previous six seasons.

PITT KICKOFF RETURN TDs SINCE 2000

Year	Opponent	Player	Yds.
2000	Rutgers	Torrie Cox	86
2001	none		
2002	none		
2003	none		
2004	Nebraska	Marcus Furman	96
2005	@Louisville	Terrell Allen	97
	@Ohio	L. Stephens-Howling	95
2006	@UCF	Lowell Robinson	97
2007	none		
2008	none		
2009	none		
2010	none		
2011	Utah	Buddy Jackson	98
2012	none		
2013	none		

PITT PUNT RETURN TDs

Pitt's punt return game has produced three touchdowns since the 2000 season and none over the previous six seasons. The Panthers' last punt return for a score occurred on Nov. 16, 2006, when Darrelle Revis had a spectacular 73-yard touchdown return against West Virginia at Heinz Field.

PITT PUNT RETURN TDs SINCE 2000

Year	Opponent	Player	Yds.
2000	none		
2001	none		
2002	Oregon State*	Shawn Robinson	66
2003	none		
2004	none		
2005	Cincinnati	Darrelle Revis	79
2006	West Virginia	Darrelle Revis	73
2007	none		
2008	none		
2009	none		
2010	none		
2011	none		
2012	none		
2013	none		

* Insight Bowl

MAGNIFICENT MATT

Senior punter Matt Yoklic is averaging 46.0 yards on 10 punts to rank third in the ACC. A viable candidate for the Ray Guy Award (nation's top punter), Yoklic opened the 2013 season by averaging a career-best 54.3 yards on three punts against Florida State.

Because he does not reach the NCAA's minimum of 3.6 punts per game, Yoklic does not appear among the national punting average leaders this week. If he qualified, his average would rank ninth.

TRACKING PITT PUNTERS

The following details the top single-season punting averages at Pitt since 1990 (23 seasons). Senior punter Matt Yoklic, who averaged a career-best 41.8 yards per punt last year, appears twice on the list.

TOP SINGLE-SEASON PUNTING AVERAGES SINCE 1990

No.	Name	Season	Punt Avg.
1.	Brian Greenfield	1990	45.6 (school record)
2.	Dan Hutchins	2010	44.8
3.	Andy Lee	2003	44.1
4.	Nate Cochran	1996	43.9
5.	Adam Graessle	2004	43.3
6.	Nate Cochran	1993	43.7
7.	Andy Lee	2002	43.1
8.	Nate Cochran	1995	42.9
9.	Adam Graessle	2005	42.2
10.	Adam Graessle	2006	42.0
11.	Matt Yoklic	2012	41.8
	Nate Cochran	1994	41.8
13.	Leon Theodorou	1992	41.3
14.	Matt Yoklic	2011	41.2
15.	Dan Hutchins	2009	41.1
	Andy Lee	2001	41.1

PITT CAREER HIGHS: OFFENSE



QUARTERBACKS

#7 TOM SAVAGE **SR***

• **Savage Career Highs**
Pass Yards: 424 vs. Duke (9-21-13)
Completions: 23, twice, last vs. Duke (9-21-13)
Attempts: 39 vs. Pitt (10-16-09)*
Pass TDs: 6 vs. Duke (9-21-13)
INTs: 2, five times, last vs. New Mexico (9-14-13)
Rush Yards: 32 vs. Texas Southern (10-10-09)*
Rush Attempts: 12 vs. Syracuse (11-21-09)*
Rush TDs: 1 vs. Louisville (11-27-09)*
 * at Rutgers

#16 CHAD VOYTIK **FR***

• **Voytik Career Highs**
Pass Yards: 8 vs. New Mexico (9-14-13)
Completions: 1 vs. New Mexico (9-14-13)
Attempts: 1 vs. New Mexico (9-14-13)
Pass TDs: 0
INTs: 0
Rush Yards: 0
Rush Attempts: 0
Rush TDs: 0

#11 TREY ANDERSON **JR**

• **Anderson Career Highs**
Pass Yards: 53 vs. Gardner-Webb (9-22-12)
Completions: 5, twice, last vs. Utah (10-15-11)
Attempts: 19 vs. Utah (10-15-11)
Pass TDs: 0
INTs: 2 vs. Utah (10-15-11)
Rush Yards: 24 vs. Utah (10-15-11)
Rush Attempts: 7 vs. Utah (10-15-11)
Rush TDs: 0

RUNNING BACKS

#34 ISAAC BENNETT **JR**

• **Bennett Career Highs**
Rush Attempts: 16 vs. West Virginia (11-25-11)
Rush Yards: 101 vs. New Mexico (9-14-13)
Rush TDs: 2, twice, last vs. New Mexico (9-14-13)
Receptions: 7 vs. Syracuse (12-3-11)
Receiving Yards: 61 vs. Syracuse (12-3-11)
Receiving TDs: 1 vs. Syracuse (12-3-11)

#40 JAMES CONNER **FR**

• **Conner Career Highs**
Rush Attempts: 26 vs. Duke (9-21-13)
Rush Yards: 173 vs. Duke (9-21-13)
Rush TDs: 2 vs. New Mexico (9-14-13)
Receptions: 0
Receiving Yards: 0
Receiving TDs: 0

#29 RACHID IBRAHIM **FR**

• **Ibrahim Career Highs**
Rush Attempts: 4 vs. New Mexico (9-14-13)
Rush Yards: 20 vs. New Mexico (9-14-13)
Rush TDs: 0
Receptions: 1 vs. Duke (9-21-13)
Receiving Yards: 1 vs. Duke (9-21-13)
Receiving TDs: 0

#34 MALCOLM CROCKETT **SO***

• **Crockett Career Highs**
Rush Attempts: 7 vs. Gardner-Webb (9-22-12)
Rush Yards: 32 vs. Gardner-Webb (9-22-12)
Rush TDs: 0
Receptions: 2 vs. Ole Miss (BBVA Compass Bowl, 1-5-13)
Receiving Yards: 24 vs. Ole Miss (BBVA Compass Bowl, 1-5-13)
Receiving TDs: 0

FULLBACKS

#43 MARK GIUBILATO **JR***

• **Giubilato Career Highs**
Rush Attempts: 0
Rush Yards: 0
Rush TDs: 0
Receptions: 1, three times, last vs. Rutgers (11-24-12)
Receiving Yards: 5 vs. Youngstown State (9-1-12)
Receiving TDs: 0

#46 ADAM LAZENGA **JR***

• **Lazenga Career Highs**
Rush Attempts: 0
Rush Yards: 0
Rush TDs: 0
Receptions: 0
Receiving Yards: 0
Receiving TDs: 0

WIDE RECEIVERS

#15 DEVIN STREET **SR***

• **Street Career Highs**
Receptions: 11 vs. Louisville (10-13-12)
Receiving Yards: 166 vs. Duke (9-21-13)
Receiving TDs: 2 vs. Duke (9-21-13)

#23 TYLER BOYD **FR**

• **Boyd Career Highs**
Receptions: 8 vs. Duke (9-21-13)
Receiving Yards: 154 vs. Duke (9-21-13)
Receiving TDs: 3 vs. Duke (9-21-13)
Rush Attempts: 3 vs. Florida State (9-2-13)
Rush Yards: 54 vs. Florida State (9-2-13)
Rush TDs: 1 vs. New Mexico (9-14-13)

#88 KEVIN WEATHERSPOON **JR***

• **Weatherspoon Career Highs**
Receptions: 4 vs. Duke (9-21-13)
Receiving Yards: 58 vs. Duke (9-21-13)
Receiving TDs: 0

#84 ED TINKER **SR***

• **Tinker Career Highs**
Receptions: 2 vs. Rutgers (11-24-12)
Receiving Yards: 32 vs. Gardner-Webb (9-22-12)
Receiving TDs: 1 vs. Rutgers (11-24-12)

#17 CHRIS WUESTNER **FR***

• **Wuestner Career Highs**
Receptions: 0
Receiving Yards: 0
Receiving TDs: 0

TIGHT ENDS/H-BACKS

#86 J.P. HOLTZ **SO**

• **Holtz Career Highs**
Receptions: 3, three times, last vs. USF (12-1-12)
Receiving Yards: 54 vs. Notre Dame (11-3-12)
Receiving TDs: 1, three times, last vs. USF (12-1-12)

#82 MANASSEH GARNER **JR***

• **Garner Career Highs**
Receptions: 2, twice, last vs. New Mexico (9-14-13)
Receiving Yards: 27 vs. South Dakota (9-24-11)*
Receiving TDs: 1 vs. Florida State (9-2-13)
 * at Wisconsin

#83 SCOTT ORNDOFF **FR**

• **Orndoff Career Highs**
Receptions: 1, twice, last vs. Duke (9-21-13)
Receiving Yards: 17 vs. Duke (9-21-13)
Receiving TDs: 1, twice, last vs. Duke (9-21-13)

#31 JAYMAR PARRISH **FR**

• **Parrish Career Highs**
Receptions: 1 vs. Florida State (9-2-13)
Receiving Yards: 7 vs. Florida State (9-2-13)
Receiving TDs: 0

PLACEKICKERS

#12 CHRIS BLEWITT **FR**

• **Blewitt Career Highs**
FG Made: 2 vs. Florida State (9-2-13)
FG Attempted: 2, twice, last vs. Duke (9-21-13)
Longest FG: 39 vs. Florida State (9-2-13)
Points: 10 vs. Duke (9-21-13)

#48 DRAKE GREER **JR***

• **Greer Career Highs**
FG Made: 0
FG Attempted: 0
Longest FG: 0
Points: 0

PITT CAREER HIGHS: DEFENSE



DEFENSIVE TACKLES

#97 AARON DONALD SR

• **Donald Career Highs**
Tackles: 13 vs. Connecticut (11-9-12)
TFLs: 4, twice, last vs. New Mexico (9-14-13)
Sacks: 3 vs. Utah (10-15-11)

#50 TYRONE EZELL SR*

• **Ezell Career Highs**
Tackles: 6 vs. Connecticut (11-9-12)
TFLs: 2 vs. Connecticut (11-9-12)
Sacks: 1.5 vs. Louisville (10-13-12)

#91 DARRYL RENDER SO

• **Render Career Highs**
Tackles: 3, twice, last vs. Florida State (9-2-13)
TFLs: 1.5 vs. Gardner-Webb (9-22-12)
Sacks: 0

#98 LAQUENTIN SMITH JR

• **Smith Career Highs**
Tackles: 2 vs. Cincinnati (11-5-11)
TFLs: 1 vs. Cincinnati (11-5-11)
Sacks: 1 vs. Cincinnati (11-5-11)

#54 TYRIQUE JARRETT FR

• **Jarrett Career Highs**
Tackles: 1 vs. Florida State (9-2-13)
TFLs: 0
Sacks: 0

DEFENSIVE ENDS

#93 BRYAN MURPHY JR*

• **Murphy Career Highs**
Tackles: 4, twice, last vs. Notre Dame (11-3-12)
TFLs: 2 vs. New Mexico (9-14-13)
Sacks: 1, twice, last vs. New Mexico (9-14-13)

#5 EJUAN PRICE SO*

• **Price Career Highs**
Tackles: 6 vs. USF (9-29-11)
TFLs: 2 vs. Iowa (9-17-11)
Sacks: 2 vs. Iowa (9-17-11)

#37 DAVID DURHAM JR*

• **Durham Career Highs**
Tackles: 1, three times, last vs. Duke (9-21-13)
TFLs: 0
Sacks: 0

#96 DEVIN COOK SO*

• **Cook Career Highs**
Tackles: 5 vs. Virginia Tech (9-15-12)
TFLs: 2, twice, last vs. USF (12-1-12)
Sacks: 1 vs. Gardner-Webb (9-22-12)

#52 SHAKIR SOTO FR

• **Soto Career Highs**
Tackles: 3, twice, last vs. Duke (9-21-13)
TFLs: 2 vs. Florida State (9-2-13)
Sacks: 0

#90 JACK LIPPERT SR*

• **Lippert Career Highs**
Tackles: 3 vs. Youngstown State (9-1-12)
TFLs: 1 vs. Cincinnati (9-6-12)
Sacks: 0

LINEBACKERS

#28 ANTHONY GONZALEZ JR*

• **Gonzalez Career Highs**
Tackles: 8, twice, last vs. Duke (9-21-13)
TFLs: 1 vs. Connecticut (11-9-12)
Sacks: 1 vs. Connecticut (11-9-12)
Interceptions: 1 vs. Duke (9-21-13)

#44 SHANE GORDON SR*

• **Gordon Career Highs**
Tackles: 10 vs. Youngstown State (9-1-12)
TFLs: 1, seven times, last vs. Notre Dame (11-3-12)
Sacks: 1 vs. Cincinnati (9-6-12)
Interceptions: 1 vs. Duke (9-21-13)

#4 BAM BRADLEY FR*

• **Bradley Career Highs**
Tackles: 3 vs. Florida State (9-2-13)
TFLs: 1 vs. Florida State (9-2-13)
Sacks: 0
Interceptions: 0

#3 NICHOLAS GRIGSBY SO*

• **Grigsby Career Highs**
Tackles: 9 vs. Youngstown State (9-1-12)
TFLs: 1 vs. Florida State (9-2-13)
Sacks: 1 vs. Florida State (9-2-13)
Interceptions: 0

#8 TODD THOMAS JR*

• **Thomas Career Highs**
Tackles: 11, twice, last vs. Notre Dame (11-3-12)
TFLs: 2 vs. New Mexico (9-14-13)
Sacks: 1, twice, last vs. Temple (10-27-12)
Interceptions: 1, twice, last vs. USF (12-1-12)

#47 MATT GALAMBOS FR

• **Galambos Career Highs**
Tackles: 5 vs. Duke (9-21-13)
TFLs: 1 vs. New Mexico (9-14-13)
Sacks: 0
Interceptions: 0

#30 MIKE CAPRARA FR*

• **Caprara Career Highs**
Tackles: 0
TFLs: 0
Sacks: 0
Interceptions: 0

SAFETIES

25 JASON HENDRICKS SR*

• **Hendricks Career Highs**
Tackles: 17 vs. Ole Miss (BBVA Compass Bowl, 1-5-13)
TFLs: 2, twice, last vs. New Mexico (9-14-13)
Sacks: 0
Interceptions: 2 vs. Virginia Tech (9-15-12)

#9 RAY VINOPAL JR*

• **Vinopal Career Highs**
Tackles: 9, twice, last vs. Duke (9-21-13)
TFLs: 1, twice, last vs. Buffalo (10-20-12)
Sacks: 1 vs. Buffalo (10-20-12)
Interceptions: 1 vs. Bowling Green (9-25-10)*
 * at Michigan

#24 CULLEN CHRISTIAN JR*

• **Christian Career Highs**
Tackles: 5 vs. Youngstown State (9-1-12)
TFLs: 0
Interceptions: 0

#26 JEVONTE PITTS FR*

• **J. Pitts Career Highs**
Tackles: 0
TFLs: 0
Interceptions: 0

#19 TERRISH WEBB FR

• **Webb Career Highs**
Tackles: 4 vs. New Mexico (9-14-13)
TFLs: 0
Interceptions: 0

#38 RYAN LEWIS FR*

• **Lewis Career Highs**
Tackles: 2 vs. New Mexico (9-14-13)
TFLs: 0
Interceptions: 0

CORNERBACKS

#23 LAFAYETTE PITTS SO*

• **L. Pitts Career Highs**
Tackles: 6, twice, last vs. New Mexico (9-14-13)
TFLs: 1 vs. New Mexico (9-14-13)
Interceptions: 1 vs. Rutgers (11-24-12)

#2 K'WAUN WILLIAMS SR

• **Williams Career Highs**
Tackles: 10 vs. Iowa (9-17-11)
TFLs: 2 vs. Buffalo (9-3-11)
Interceptions: 1, six times, last vs. Duke (9-21-13)

#27 TRENTON COLES FR*

• **Coles Career Highs**
Tackles: 2 vs. Florida State (9-2-13)
TFLs: 0
Interceptions: 0

#18 TITUS HOWARD FR

• **Howard Career Highs**
Tackles: 2, twice, last vs. Duke (9-21-13)
TFLs: 0
Interceptions: 0

PUNTERS

#92 MATT YOKLIC SR*

• **Yoklic Career Highs**
Punts: 10 vs. West Virginia (11-25-11)
Punt Avg.: 54.3 vs. Florida State (9-2-13)
Longest Punt: 62 yards vs. USF (12-1-12)

Coaching Staff Game Day Locations

FIELD LEVEL



Joe Rudolph
Offensive Coord./RBs



Inoke Breckterfield
Defensive Line



Bobby Engram
Wide Receivers



Chris Haering
Linebackers



Jim Hueber
Offensive Line



John Palermo
Def. Ends/Linebackers



Hank Poteat
Defensive Assistant/CBs




Taylor Mehlhaff
Special Teams Assistant


PRESS BOX




Matt House
Defensive Coord./Safeties



Brooks Bollinger
Quarterbacks



Mickey Turner
Offensive Assistant/TEs



Spencer Whipple
Defensive Assistant

Pronunciation Guide

PLAYERS

Kevin Barthelemy..... bar-THEL-ah-me
 Adam Bisnowaty..... biz-NO-watt-ee
 Mike Caprara..... CA-prayer-ra
 Devon Edwards..... devin
 Tyrone Ezell..... E-zell
 Matt Galambos..... ga-lom-bos
 Manasseh Garner..... muh-NESS-uh
 Mark Giubilato..... jew-bah-lot-oh
 Nicholas Grigsby..... grigs-bee
 Juantez Hollins..... wan-tez
 Titus Howard..... TIE-tus
 Rachid Ibrahim..... rah-sheed e-brah-heem
 Brandon Ifill..... EYE-full
 Tyrique Jarrett..... TIE-reek
 Adam Lazenga..... la-zeng-ah
 Luke Maclean..... ma-clain
 Khaynin Mosley-Smith..... kay-nin
 Jevonte Pitts..... JAH-von-tay

Devon Porchia..... dah-VON porsche-ah
 Ejuan Price..... prefers to be called "Juan"
 Pat Quirin..... choir-in
 Anthony Rippole..... ripple
 Matt Rotheram..... roth-er-rum
 Artie Rowell..... roll
 Ryan Schlieper..... sh-leep-er
 Shakir Soto..... sha-KEAR
 Jeremiah Taleni..... TA-len-ee
 Ray Vinopal..... vin-ah-paul
 Chad Voytik..... voy-tick
 K'Waun Williams..... KAY-wann
 Chris Wuestner..... weest-ner
 Matt Yoklic..... YAH-click

COACHES

Brooks Bollinger..... ball-in-jer
 Inoke Breckterfield..... ee-NO-kay
 Chris Haering..... hair-ring
 John Palermo..... pah-lair-mo

2013 OPPONENTS: WEEK BY WEEK



FLORIDA ST. (3-0, 1-0 ACC)		
Sept. 2	at Pitt*	W, 41-13
Sept. 14	Nevada	W, 62-7
Sept. 21	Bethune-Cookman	W, 54-6
Sept. 28	at Boston College*	
Oct. 5	Maryland*	
Oct. 19	at Clemson*	
Oct. 26	NC State*	
Nov. 2	Miami*	
Nov. 9	at Wake Forest*	
Nov. 16	Syracuse*	
Nov. 23	Idaho	
Nov. 30	at Florida	
* ACC game		

NEW MEXICO (1-2, 0-0 MWC)		
Aug. 31	UTSA	L, 13-21
Sept. 7	at UTEP	W, 42-35 (OT)
Sept. 14	at Pitt	L, 27-49
Sept. 28	UNLV*	
Oct. 5	New Mexico State	
Oct. 12	at Wyoming*	
Oct. 19	Utah State*	
Nov. 2	at San Diego State*	
Nov. 8	Air Force*	
Nov. 16	Colorado State*	
Nov. 23	at Fresno State*	
Nov. 30	at Boise State*	
* MWC game		

DUKE (2-2, 0-2 ACC)		
Aug. 31	NC Central	W, 45-0
Sept. 7	at Memphis	W, 28-14
Sept. 14	Georgia Tech*	L, 14-38
Sept. 21	Pitt*	L, 55-58
Sept. 28	Troy	
Oct. 12	Navy	
Oct. 19	at Virginia*	
Oct. 26	at Virginia Tech*	
Nov. 9	NC State*	
Nov. 16	Miami*	
Nov. 23	at Wake Forest*	
Nov. 30	at North Carolina*	
* ACC game		

VIRGINIA (2-1, 0-0 ACC)		
Aug. 31	BYU	W, 19-16
Sept. 7	#2 Oregon	L, 10-59
Sept. 21	VMI	W, 49-0
Sept. 28	at Pitt*	
Oct. 5	Ball State	
Oct. 12	at Maryland*	
Oct. 19	Duke*	
Oct. 26	Georgia Tech*	
Nov. 2	Clemson*	
Nov. 9	at North Carolina*	
Nov. 23	at Miami*	
Nov. 30	Virginia Tech*	
* ACC game		

VIRGINIA TECH (3-1, 0-0 ACC)		
Aug. 31	vs. #1 Alabama	L, 10-35
Sept. 7	Western Carolina	W, 45-3
Sept. 14	at East Carolina	W, 15-10
Sept. 21	Marshall	W, 29-21 (3OT)
Sept. 26	at Georgia Tech*	
Oct. 5	North Carolina*	
Oct. 12	Pitt*	
Oct. 26	Duke*	
Nov. 2	at Boston College*	
Nov. 9	at Miami*	
Nov. 16	Maryland*	
Nov. 30	at Virginia*	
* ACC game		

OLD DOMINION (2-2)		
Aug. 31	at East Carolina	L, 38-52
Sept. 7	at Maryland	L, 10-47
Sept. 14	Howard	W, 76-19
Sept. 21	The Citadel	W, 59-58
Sept. 28	Albany	
Oct. 5	Liberty	
Oct. 19	at Pitt	
Oct. 26	at Norfolk State	
Nov. 2	Rhode Island	
Nov. 9	at Idaho	
Nov. 16	Campbell	
Nov. 23	at North Carolina	

NAVY (2-0)		
Sept. 7	at Indiana	W, 41-35
Sept. 14	Delaware	W, 51-7
Sept. 28	at Western Kentucky	
Oct. 5	Air Force	
Oct. 12	at Duke	
Oct. 19	at Toledo	
Oct. 26	Pitt	
Nov. 2	at Notre Dame	
Nov. 9	Hawaii	
Nov. 16	South Alabama	
Nov. 22	at San Jose State	
Dec. 14	vs. Army	

GEORGIA TECH (3-0, 2-0 ACC)		
Aug. 31	Elon	W, 70-0
Sept. 14	at Duke*	W, 38-14
Sept. 21	North Carolina*	W, 28-20
Sept. 26	Virginia Tech*	
Oct. 5	at Miami*	
Oct. 12	at BYU	
Oct. 19	Syracuse*	
Oct. 26	at Virginia*	
Nov. 2	Pitt*	
Nov. 14	at Clemson*	
Nov. 23	Alabama A&M	
Nov. 30	Georgia	
* ACC game		

NOTRE DAME (3-1)		
Aug. 31	Temple	W, 28-6
Sept. 7	at #17 Michigan	L, 30-41
Sept. 14	at Purdue	W, 31-24
Sept. 21	Michigan State	W, 17-13
Sept. 28	Oklahoma	
Oct. 5	vs. Arizona State	
Oct. 19	USC	
Oct. 26	at Air Force	
Nov. 2	Navy	
Nov. 9	at Pitt	
Nov. 23	BYU	
Nov. 30	at Stanford	

NORTH CAROLINA (1-2, 0-1 ACC)		
Aug. 29	at #6 South Carolina	L, 10-27
Sept. 7	Middle Tennessee	W, 40-20
Sept. 21	at Georgia Tech*	L, 20-28
Sept. 28	East Carolina	
Oct. 5	at Virginia Tech*	
Oct. 17	Miami*	
Oct. 26	Boston College*	
Nov. 2	at NC State*	
Nov. 9	Virginia*	
Nov. 16	at Pitt*	
Nov. 23	Old Dominion	
Nov. 30	Duke*	
* ACC game		

SYRACUSE (2-2, 0-0 ACC)		
Aug. 31	vs. Penn State	L, 17-23
Sept. 7	at #19 Northwestern	L, 27-48
Sept. 14	Wagner	W, 54-0
Sept. 21	Tulane	W, 52-17
Oct. 5	Clemson*	
Oct. 12	at NC State*	
Oct. 19	at Georgia Tech*	
Nov. 2	Wake Forest*	
Nov. 9	at Maryland*	
Nov. 16	at Florida State*	
Nov. 23	Pitt*	
Nov. 30	Boston College*	
* ACC game		

MIAMI (3-0, 0-0 ACC)		
Aug. 30	Florida Atlantic	W, 34-6
Sept. 7	#12 Florida	W, 21-16
Sept. 21	Savannah State	W, 77-7
Sept. 28	at USF	
Oct. 5	Georgia Tech*	
Oct. 17	at North Carolina*	
Oct. 26	Wake Forest*	
Nov. 2	at Florida State*	
Nov. 9	Virginia Tech*	
Nov. 16	at Duke*	
Nov. 23	Virginia*	
Nov. 29	at Pitt*	
* ACC game		

Combined Opponent Record.....27-13
 Combined Winning %..... .675
 vs. AP Top 25..... 1-5

Opponent Record at Home 20-4
 Opponent Record on the Road 7-7
 Opponent Record at Neutral Site 0-2

ACC Combined Record (All ACC).....34-13
 ACC Coastal vs. Atlantic..... 1-0, Atlantic
 ACC vs. AP Top 25 2-4

2013 GAME-BY-GAME STARTING LINEUPS



OFFENSE

GAME	WR	WR	LT	LG	C	RG	RT	TE	QB	TB	FB
Florida State	Street	Garner*	Bisnowaty	King	Rowell	Rotheram	Clemmings	Holtz	Savage	Bennett	Orndoff*
New Mexico	Street	Boyd	Bisnowaty	King	Rowell	Rotheram	Clemmings	Holtz	Savage	Bennett	Weatherspoon#
Duke	Street	Boyd	Bisnowaty	King	Rowell	Rotheram	Clemmings	Holtz	Savage	Bennett	Garner\$
Virginia											
Virginia Tech											
Old Dominion											
Navy											
Georgia Tech											
Notre Dame											
North Carolina											
Syracuse											
Miami											

* Pitt started three tight ends vs. Florida State

Pitt started three wide receivers vs. New Mexico

\$ Pitt started two tight ends vs. Duke

DEFENSE

GAME	DE	DT	NT	DE	SLB	MLB	WLB	CB	CB	FS	SS
Florida State	Durham	Donald	Ezell	Murphy	Grigsby	Gordon	Gonzalez	L. Pitts	Williams	Vinopal	Hendricks
New Mexico	Durham	Donald	Ezell	Murphy	Gonzalez	Gordon	Thomas	L. Pitts	Williams	Vinopal	Hendricks
Duke	Durham	Donald	Ezell	Price	Gonzalez	Gordon	Thomas	L. Pitts	Williams	Vinopal	Hendricks
Virginia											
Virginia Tech											
Old Dominion											
Navy											
Georgia Tech											
Notre Dame											
North Carolina											
Syracuse											
Miami											

2013 GAME-BY-GAME REVIEW



#11/12 FLORIDA STATE 41 PITT 13

Sept. 2, 2013 • Heinz Field • 65,500

Pitt took a 7-0 lead with a skillful game-opening drive but ultimately could not keep pace with a laser-accurate Florida State passing attack...the Seminoles' redshirt freshman quarterback Jameis Winston connected on 93% of his passes (25 of 27) for 356 yards and four TDs...three of those scoring passes went to tight end Nick O'Leary...the Panthers (0-1, 0-1 ACC) opened the scoring with an 80-yard TD drive, capped by a four-yard pass from Tom Savage to Manasseh Garner...it would be Pitt's first and only lead as FSU (1-0, 1-0) tied the game later in the quarter and then scored 21 points in the second period to seize a 28-10 halftime advantage...Pitt played 11 true freshmen in the game, including receiver Tyler Boyd who compiled a game-high 151 all-purpose yards...Savage, also making his Pitt debut after sitting out 2012 as a transfer, threw for 201 yards with one TD and two interceptions...Devin Street had a career-high 141 receiving yards on six catches...the game, nationally televised by ESPN on Labor Day night, served as Pitt's inaugural contest in the Atlantic Coast Conference.

FLORIDA STATE	7	21	6	7	41
PITT	7	3	3	0	13

First Quarter

PITT — Garner 4-yard pass from Savage (Blewitt kick) 10:50
 FSU — O'Leary 24-yard pass from Winston (Aguayo kick) 4:11

Second Quarter

FSU — O'Leary 2-yard pass from Winston (Aguayo kick) 13:41
 PITT — Blewitt 28-yard field goal 9:18
 FSU — Winston 5-yard run (Aguayo kick) 2:13
 FSU — Greene 23-yard pass from Winston (Aguayo kick) 0:38

Third Quarter

FSU — Aguayo 22-yard field goal 11:08
 PITT — Blewitt 39-yard field goal 4:43
 FSU — Aguayo 28-yard field goal 1:12

Fourth Quarter

FSU — O'Leary 10-yard pass from Winston (Aguayo kick) 9:32

Team Stats	FSU	PITT
First Downs	24	16
Rushes-Yards	34-156	27-96
Comp-Att-Int	27-29-0	15-28-2
Passing Yards	377	201
Total Yards	533	297
Punt Returns-Yards	1-26	0-0
Kick Returns-Yards	3-56	7-138
Interceptions-Yards	2-31	0-0
Fumbles-Lost	2-0	0-0
Punts-Average	2-37.0	3-54.3
Penalties-Yards	7-70	4-26
Third Down Conv.	7-11	2-8
Fourth Down Conv.	0-0	0-1
Sacks By-Yards	3-36	2-9
Possession Time	35:08	24:52

Rushing

FSU — Wilder Jr. 10-58; Freeman 9-52; Winston 8-25, 1 TD; Abram 2-13; Green 5-8.
PITT — Boyd 3-54; Bennett 9-35; Conner 9-34; Ibrahim 1-0; Savage 5-(-27).

Passing

FSU — Winston 25-27-0, 356 yards, 4 TD; Coker 2-2-0, 21 yards.
PITT — Savage 15-28-2, 201 yards, 1 TD.

Receiving

FSU — Greene 8-126, 1 TD; Benjamin 5-73; Shaw 4-94; O'Leary 4-47, 3 TD; Freeman 2-11; Abram 2-11; Jones 1-15; Green 1-0.
PITT — Street 6-141; Bennett 3-8; Boyd 2-26; Garner 2-11, 1 TD; Holtz 1-8; Parrish 1-7.

PITT 49 NEW MEXICO 27

Sept. 14, 2013 • Heinz Field • 40,249

Pitt scored touchdowns on six of its first nine possessions in routing New Mexico...five of those TDs came from true freshmen...for the first time since 2007, Pitt had two 100-yard rushers in the same game...James Conner (119) and Isaac Bennett (101) both reached the century rushing mark and scored two TDs apiece...Tyler Boyd (134 yards on six catches) became the first true freshman to reach 100 yards receiving since Jon Baldwin in 2008...Boyd scored on a 33-yard sweep and a spectacular 34-yard leaping catch on the final play of the first half...Aaron Donald's five solo tackles consisted of four TFLs and two sacks...facing the nation's leading rusher in Kasey Carrier (172.5 yards/game), Pitt limited him to just 22 yards on seven carries...the Panthers improved to 1-1, while New Mexico fell to 1-2.

NEW MEXICO	3	3	14	7	27
PITT	21	14	7	7	49

First Quarter

PITT — Orndoff 4-yard pass from Savage (Blewitt kick) 10:00
 NM — Adams 28-yard field goal 7:38
 PITT — Boyd 33-yard run (Blewitt kick) 5:00
 PITT — Conner 1-yard run (Blewitt kick) 1:24

Second Quarter

NM — Adams 22-yard field goal 10:05
 PITT — Conner 38-yard run (Blewitt kick) 8:11
 PITT — Boyd 34-yard pass from Savage (Blewitt kick) 0:00

Third Quarter

PITT — Bennett 8-yard run (Blewitt kick) 9:47
 NM — Gautsche 1-yard run (Adams kick) 4:20
 NM — Gautsche 12-yard run (Adams kick) 1:42

Fourth Quarter

PITT — Bennett 13-yard run (Blewitt kick) 11:35
 NM — Gongbay 20-yard run (Adams kick) 0:52

Team Stats	NM	PITT
First Downs	16	23
Rushes-Yards	52-213	34-283
Comp-Att-Int	9-17-0	14-18-2
Passing Yards	57	244
Total Yards	270	527
Punt Returns-Yards	0-0	1-2
Kick Returns-Yards	7-174	4-71
Interceptions-Yards	2-13	0-0
Fumbles-Lost	4-1	2-2
Punts-Average	4-41.2	2-43.0
Penalties-Yards	4-40	7-50
Third Down Conv.	6-16	3-5
Fourth Down Conv.	0-2	0-0
Sacks By-Yards	1-3	3-19
Possession Time	36:42	23:18

Rushing

NM — Gongbay 10-95, 1 TD; Gautsche 10-50, 2 TD; Magnant 1-28; Carrier 7-22; Gipson 2-12; Wiggins 1-11; Rogers 4-9; Pressley 5-7; Jones 1-0; Anaya 1-(-2); Mitchem 9-(-9); Team 1-(-10).
PITT — Conner 12-119, 2 TD; Bennett 14-101, 2 TD; Boyd 2-39, 1 TD; Ibrahim 4-20; Savage 2-4.

Passing

NM — Mitchem 8-15-0, 64 yards; Gautsche 0-1-0, 0 yards; Gongbay 1-1-0, (-7) yards.
PITT — Savage 13-17-2, 236 yards, 2 TD; Voytik 1-1-0, 8 yards.

Receiving

NM — Magnant 4-19; Aho 1-29; Bundy 1-15; Wiggins 1-4; Gamblin 1-(-3); Pressley 1-(-7).
PITT — Boyd 6-134, 1 TD; Street 5-80; Garner 2-26; Orndoff 1-4, 1 TD.

2013 GAME-BY-GAME REVIEW



PITT 58 DUKE 55

Sept. 21, 2013 • Wallace Wade Stadium • 22,714

Pitt outlasted Duke in the highest scoring game in school history... the combined 113 points set a Pitt record, surpassing the prior mark of 111 points scored in the 1965 Pitt-West Virginia game...Tom Savage tied the ACC single-game TD passes mark with six...Savage's 424 yards passing were the fourth highest at Pitt and the most since 1994...Pitt had two 100-yard receivers in a game for the first time since 2004...Tyler Boyd posted his second consecutive 100-yard receiving game, the first Pitt frosh to do that since Antonio Bryant in 1999...the Panthers held leads of 27-7 and 51-28 but had to hold off a furious Duke rally...it was Pitt's (2-1, 1-1) first ACC win...Duke fell to 2-2 (0-2).

PITT	20	17	14	7	58
DUKE	7	21	7	20	55

First Quarter

PITT — Conner 3-yard run (kick failed) 9:48
 PITT — Boyd 27-yard pass from Savage (Blewitt kick) 4:11
 DUKE — McCaffrey 16-yard pass from Connette (Martin kick) 1:43
 PITT — Street 67-yard pass from Savage (Blewitt kick) 0:29

Second Quarter

PITT — Boyd 69-yard pass from Savage (Blewitt kick) 14:33
 DUKE — Crowder 62-yard pass from Connette (Martin kick) 12:24
 PITT — Blewitt 24-yard field goal 9:25
 DUKE — Crowder 7-yard run (Martin kick) 6:12
 DUKE — Crowder 82-yard punt return (Martin kick) 3:08
 PITT — Boyd 14-yard pass from Savage (Blewitt kick) 0:24

Third Quarter

PITT — Street 21-yard pass from Savage (Blewitt kick) 11:06
 PITT — Orndoff 17-yard pass from Savage (Blewitt kick) 3:18
 DUKE — Braxton 75-yard pass from Connette (Martin kick) 3:05

Fourth Quarter

DUKE — Connette 1-yard run (rush failed) 13:36
 PITT — Gonzalez 37-yard interception return (Blewitt kick) 8:30
 DUKE — Deaver 6-yard pass from Connette (Martin kick) 5:30
 DUKE — Connette 4-yard run (Martin kick) 3:43

Team Stats	PITT	DUKE
First Downs	27	23
Rushes-Yards	46-174	36-213
Comp-Att-Int	23-33-0	22-33-4
Passing Yards	424	319
Total Yards	598	532
Punt Returns-Yards	1-5	3-109
Kick Returns-Yards	6-125	5-102
Interceptions-Yards	4-56	0-0
Fumbles-Lost	0-0	0-0
Punts-Average	5-42.2	3-48.7
Penalties-Yards	8-71	3-23
Third Down Conv.	7-17	5-11
Fourth Down Conv.	1-2	0-1
Sacks By-Yards	1-5	2-14
Possession Time	36:22	23:38

Rushing

PITT — Conner 26-173, 1 TD; Bennett 12-38; Street 1-1; Ibrahim 1-0; Savage 2-(-14); Team 4-(-24).
DUKE — Connette 15-101, 2 TD; Snead 14-59; Crowder 2-29, 1 TD; Duncan 5-24.

Passing

PITT — Savage 23-33-0, 424 yards, 6 TD.
DUKE — Connette 21-32-4, 323 yards, 4 TD; Monday 1-1-0, (-4) yards.

Receiving

PITT — Boyd 8-154, 3 TD; Street 6-166, 2 TD; Weatherspoon 4-58; Orndoff 1-17, 1 TD; Garner 1-13; Holtz 1-10; Bennett 1-5; Ibrahim 1-1.
DUKE — Crowder 7-141, 1 TD; Braxton 5-97, 1 TD; McCaffrey 3-34, 1 TD; Deaver 2-21, 1 TD; Duncan 2-17; Barnes 1-8; Snead 1-5; Sink 1-(-4).

RUSHING INDIVIDUAL

200 yards rushing:

By Pitt: 226, Ray Graham vs. USF, 9-29-11 (26 att., 2 TD).
By Opponent: 222, Jordan Todman, Connecticut, 11-11-10 (37 att.).

300 yards rushing:

By Pitt: 303, Tony Dorsett vs. Notre Dame, 11-15-75 (23 att., 1 TD).
By Opponent: DNA

30 or more rushing attempts:

By Pitt: 42, Dion Lewis vs. Cincinnati, 12-4-10 (261 yards, 4 TD).
By Opponent: 36, John White, Utah, 10-15-11 (171 yards).

Three rushing touchdowns:

By Pitt: Ray Graham vs. Maine, 9-10-11.
By Opponent: Senorise Perry (4), Louisville, 10-13-12.

Four rushing touchdowns:

By Pitt: Dion Lewis vs. Cincinnati, 12-4-10.
By Opponent: Senorise Perry, Louisville, 10-13-12.

50+ yard touchdown run:

By Pitt: 78, Ray Graham vs. Gardner-Webb, 9-22-12.
By Opponent: 62, ITavius Mathers, Ole Miss, 1-5-13 (BBVA Compass Bowl).

60+ yard touchdown run:

By Pitt: 78, Ray Graham vs. Gardner-Webb, 9-22-12.
By Opponent: 62, ITavius Mathers, Ole Miss, 1-5-13 (BBVA Compass Bowl).

70+ yard touchdown run:

By Pitt: 78, Ray Graham vs. Gardner-Webb, 9-22-12.
By Opponent: 79, Jonas Gray, Notre Dame, 9-24-11.

80+ yard touchdown run:

By Pitt: 85, Dion Lewis vs. Buffalo, 9-12-09.
By Opponent: 88, Noel Devine, West Virginia, 11-27-09.

90+ yard touchdown run:

By Pitt: 91, George McLaren vs. Syracuse, 10-20-17.
By Opponent: 96, Antowain Smith, Houston, 9-14-96.

Two 100-yard rushers:

By Pitt: 9-14-13 vs. New Mexico, James Conner (119) and Isaac Bennett (101).
By Opponent: 11-16-06, West Virginia, Pat White (220) and Steve Slaton (215).

Three 100-yard rushers:

By Pitt: 12-26-75 vs. Kansas (Sun Bowl), Tony Dorsett (142), Elliott Walker (123) and Robert Haygood (101).
By Opponent: DNA

PASSING INDIVIDUAL

300 yards passing:

By Pitt: 424, Tom Savage vs. Duke, 9-21-13 (33 att., 23 comp., 6 TD).
By Opponent: 323, Brandon Connette, Duke, 9-21-13 (32 att., 21 comp., 4 TD, 4 INT).

400 yards passing:

By Pitt: 424, Tom Savage vs. Duke, 9-21-13 (33 att., 23 comp., 6 TD).
By Opponent: 400, Zach Maynard, Buffalo, 9-12-09 (35 att., 24 comp., 4 TD, 1 INT).

Four touchdown passes:

By Pitt: Tom Savage (6) vs. Duke, 9-21-13.
By Opponent: Brandon Connette, Duke, 9-21-13.

Five touchdown passes:

By Pitt: Tom Savage (6) vs. Duke, 9-21-13.
By Opponent: Mike Teel (6), Rutgers, 10-25-08.

Six touchdown passes:

By Pitt: Tom Savage vs. Duke, 9-21-13.
By Opponent: Mike Teel, Rutgers, 10-25-08.

Seven touchdown passes:

By Pitt: Pete Gonzalez vs. Rutgers, 10-25-97.
By Opponent: DNA

60+ yard TD pass:

By Pitt: 69, vs. Duke, 9-21-13, Tom Savage to Tyler Boyd.
By Opponent: 75, Duke, 9-21-13, Brandon Connette to Brandon Braxton.

70+ yard TD pass:

By Pitt: 77, vs. Gardner-Webb, 9-22-12, Tino Sunseri to Mike Shanahan.
By Opponent: 75, Duke, 9-21-13, Brandon Connette to Brandon Braxton.

80+ yard TD pass:

By Pitt: 80, vs. Cincinnati, 9-8-06, Tyler Palko to Derek Kinder.
By Opponent: 85, Virginia Tech, 9-15-12, Logan Thomas to Marcus Davis.

45 or more pass attempts:

By Pitt: 46, Tino Sunseri vs. West Virginia, 11-26-10 (28 comp., 284 yards, 1 TD, 1 INT).
By Opponent: 48, James Vandenberg, Iowa, 9-17-11 (31 comp., 399 yards, 3 TD, 1 INT).

30 or more pass completions:

By Pitt: 31, Tyler Palko vs. Louisville, 11-25-06 (50 att., 307 yards, 1 TD, 3 INT).
By Opponent: 31, James Vandenberg, Iowa, 9-17-11 (48 att., 399 yards, 3 TD, 1 INT).

RECEIVING INDIVIDUAL

100+ yards receiving:

By Pitt: 166, Devin Street vs. Duke, 9-21-13 (6 receptions, 2 TD); 154, Tyler Boyd vs. Duke, 9-21-13 (8 receptions, 3 TD).
By Opponent: 141, Jamison Crowder, Duke, 9-21-13 (7 receptions, 1 TD).

150+ yards receiving:

By Pitt: 166, Devin Street vs. Duke, 9-21-13 (6 receptions, 2 TD); 154, Tyler Boyd vs. Duke, 9-21-13 (8 receptions, 3 TD).
By Opponent: 153, DeVante Parker, Louisville, 10-13-12 (4 receptions, 1 TD).

200+ yards receiving:

By Pitt: 207, Larry Fitzgerald vs. Rutgers, 10-18-03 (8 receptions, 2 TD).
By Opponent: 205, Pat Greene, West Virginia, 11-28-97 (12 receptions, 1 TD).

Two 100-yard receivers:

By Pitt: 9-21-13 vs. Duke, Devin Street (166) and Tyler Boyd (154).
By Opponent: 9-17-11, Iowa, Keenan Davis (129) and Marvin McNutt (112).

THE LAST TIME...



RECEIVING INDIVIDUAL (cont.)

10 or more receptions:

By Pitt: 11, Devin Street vs. Louisville, 10-13-12 (111 yards, 1 TD).
By Opponent: 10, Tavon Austin, West Virginia, 11-25-11 (102 yards).

3 receiving touchdowns:

By Pitt: Tyler Boyd vs. Duke, 9-21-13.
By Opponent: Nick O'Leary, Florida State, 9-2-13.

4 receiving touchdowns:

By Pitt: Billy Davis vs. Rutgers, 11-19-94.
By Opponent: Terry Glenn, Ohio State, 9-23-95.

60+ yard TD reception:

By Pitt: 69, vs. Duke, 9-21-13, Tom Savage to Tyler Boyd.
By Opponent: 75, Duke, 9-21-13, Brandon Connette to Brandon Braxton.

70+ yard TD reception:

By Pitt: 77, vs. Gardner-Webb, 9-22-12, Tino Sunseri to Mike Shanahan.
By Opponent: 75, Duke, 9-21-13, Brandon Connette to Brandon Braxton.

80+ yard TD reception:

By Pitt: 80, vs. Cincinnati, 9-8-06, Tyler Palko to Derek Kinder.
By Opponent: 85, Virginia Tech, 9-15-12, Logan Thomas to Marcus Davis.

COMBOS

100 yards rushing and 100 yards passing (one player):

By Pitt: Billy Daniels vs. Syracuse (165 rushing/121 passing), 11-3-73.
By Opponent: Brandon Connette, Duke (101 rushing/323 passing), 9-21-13.

100-yard rusher and 300-yard passer:

By Pitt: 9-21-13 vs. Duke, James Conner (173 rushing) and Tom Savage (424 passing).
By Opponent: 9-21-13, Duke, Brandon Connette, (101 rushing/323 passing).

100-yard rusher and 400-yard passer:

By Pitt: 9-21-13 vs. Duke, James Conner (173 rushing) and Tom Savage (424 passing).
By Opponent: 11-27-98, West Virginia, Amos Zereoue (110 rushing) and Marc Bulger (409 passing).

100-yard rusher, 100-yard receiver and 300-yard passer:

By Pitt: 9-21-13 vs. Duke, James Conner (173 rushing), Devin Street (166 receiving), Tyler Boyd (154 receiving) and Tom Savage (424 passing).
By Opponent: 9-21-13, Duke, Brandon Connette (101 rushing/323 passing), Jamison Crowder (141 receiving).

200-yard rusher, 200-yard receiver and 300-yard passer:

By Pitt: 10-21-00 vs. Boston College, Kevan Barlow (209 rushing), Antonio Bryant (222 receiving) and John Turman (332 passing).
By Opponent: DNA

SCORING INDIVIDUAL

Three total touchdowns:

By Pitt: Tyler Boyd vs. Duke (three receiving), 9-21-13.
By Opponent: Jamison Crowder, Duke (one rushing, one receiving, one punt return), 9-21-13.

Four total touchdowns:

By Pitt: Dion Lewis vs. Cincinnati (four rushing), 12-4-10.
By Opponent: Senorise Perry, Louisville (four rushing), 10-13-12.

Two-point conversion (rushing):

By Pitt: Tino Sunseri vs. Maine, 9-10-11.
By Opponent: Everett Golson, Notre Dame, 11-3-12.

Two-point conversion (passing):

By Pitt: Tino Sunseri to Mike Shanahan vs. Maine, 9-10-11.
By Opponent: Tommy Rees to Tyler Eifert, Notre Dame, 9-24-11.

Defensive two-point conversion:

By Pitt: Doug Hetzler returned blocked PAT attempt vs. Syracuse, 9-22-90.
By Opponent: Matt Taffoni, West Virginia, interception return, 10-15-94.

Safety:

By Pitt: 9-23-06 vs. The Citadel (high punt snap goes out of end zone).
By Opponent: 12-1-07, West Virginia (Pitt punter Dave Brytus takes intentional safety to end game).

One player throw, catch and rush for touchdown (same game):

By Pitt: Jawan Walker vs. Boston College, 11-1-03 (35-yard pass to Larry Fitzgerald; 47-yard catch from Rod Rutherford; 3-yard rush).
By Opponent: DNA

SPECIAL TEAMS INDIVIDUAL

Three field goals:

By Pitt: Kevin Harper (4) vs. Notre Dame, 11-3-12.
By Opponent: Kyle Brindza, Notre Dame, 11-3-12.

Four field goals:

By Pitt: Kevin Harper vs. Notre Dame, 11-3-12.
By Opponent: Tyler Bitancurt, West Virginia, 11-27-09.

Five field goals:

By Pitt: Conor Lee vs. Notre Dame, 11-1-08.
By Opponent: Cap Poklemba, Temple, 11-9-02.

50-yard field goal:

By Pitt: 52, Kevin Harper vs. Cincinnati, 11-5-11.
By Opponent: 50, San San Te, Rutgers, 10-8-11.

Missed PAT kick:

By Pitt: Chris Blewitt vs. Duke, 9-21-13.
By Opponent: Kyle Brindza, Notre Dame, 11-3-12.

Blocked PAT kick:

By Pitt: Greg Romeus vs. Notre Dame (N.D. kicker David Ruffer), 11-14-09.
By Opponent: Jon Simmons, USF (Pitt kicker Josh Cummings), 12-4-04.

70+ yard punt:

By Pitt: 71 yards, Dan Hutchins vs. Louisville, 10-30-10.
By Opponent: 79 yards, Nick Iovinelli, Bowling Green, 8-30-08.

Blocked punt:

By Pitt: Todd Thomas vs. Louisville, 10-13-12.
By Opponent: Champ Lee, Louisville, 10-13-12.

Blocked punt for a touchdown:

By Pitt: Todd Thomas vs. Louisville (Thomas recovers his own block in end zone), 10-13-12.
By Opponent: Brandon Bing, Rutgers 10 (recovered in end zone, blocked by Wayne Warren), 10-23-10.

SPECIAL TEAMS INDIVIDUAL (Cont.)

Blocked field goal:

By Pitt: Chas Alecxih vs. NC State, 9-26-09.

By Opponent: Sydney Sarmiento, Duke, 9-21-13.

Blocked field goal for a touchdown:

By Pitt: Bernard "Josh" Lay vs. Connecticut, 71 yards, 11-12-05.

By Opponent: Ronyell Whitaker, Virginia Tech, 71 yards, 11-3-01.

Kickoff return for a touchdown:

By Pitt: Buddy Jackson vs. Utah, 98 yards, 10-15-11.

By Opponent: Nick Williams, Connecticut, 95 yards, 11-11-10.

Punt return for a touchdown:

By Pitt: Darrelle Revis vs. West Virginia, 73 yards, 11-16-06.

By Opponent: Jamison Crowder, Duke, 82 yards, 9-21-13.

DEFENSE INDIVIDUAL

15+ tackles:

By Pitt: 17, Jason Hendricks vs. Ole Miss, 1-5-13 (BBVA Compass Bowl).

By Opponent: 15, Greg Lloyd, Connecticut, 10-10-09.

20+ tackles:

By Pitt: 20, H.B. Blades vs. Louisville, 11-3-05.

By Opponent: 20, David Bavaro, Syracuse, 12-3-88.

Three sacks:

By Pitt: 3, Aaron Donald vs. Utah, 10-15-11.

By Opponent: 4, Brandon Sharpe, Syracuse, 10-5-12.

Four Sacks:

By Pitt: 4, Bryan Knight vs. Bowling Green, 9-9-00.

By Opponent: 4, Brandon Sharpe, Syracuse, 10-5-12.

Two fumble recoveries:

By Pitt: 2, Andrew Taglianetti vs. West Virginia, 11-25-11.

By Opponent: 2, Kion Wilson, South Florida, 10-2-08.

Two interceptions:

By Pitt: Jason Hendricks vs. Virginia Tech, 9-15-12.

By Opponent: Logan Ryan, Rutgers, 10-8-11.

Three interceptions:

By Pitt: Shawntae Spencer, vs. Ohio, 8-31-02.

By Opponent: Keion Carpenter, Virginia Tech, 9-26-98.

Interception return for a touchdown:

By Pitt: Anthony Gonzalez vs. Duke, 37 yards, 9-21-13.

By Opponent: Derrick Shelby, Utah, 21 yards, 10-15-11.

Two interception returns for touchdowns (same game):

By Pitt: Darrelle Revis (19 yards) followed by Clint Session (78 yards) vs. Virginia, 9-2-06.

By Opponent: USF, Nate Allen (37 yards) followed by Trae Williams (21 yards), 11-24-07.

Fumble return for a touchdown:

By Pitt: Antwuan Reed vs. Syracuse (20 yards), 12-3-11.

By Opponent: Dyshawn Davis, Syracuse (52 yards), 10-5-12.

TEAM SCORING

40 points scored by team:

By Pitt: 58 vs. Duke, 9-21-13.

By Opponent: 55, Duke, 9-21-13.

50 points scored by team:

By Pitt: 58 vs. Duke, 9-21-13.

By Opponent: 55, Duke, 9-21-13.

60 points scored by team:

By Pitt: 66 vs. Eastern Michigan, 9-9-95.

By Opponent: 60, Notre Dame, 11-16-96.

20 first-quarter points:

By Pitt: 20 vs. Duke, 9-21-13.

By Opponent: 21, SMU, 1-7-12 (BBVA Compass Bowl).

20 second-quarter points:

By Pitt: 21 vs. Rutgers, 11-24-12.

By Opponent: 21, Duke, 9-21-13.

20 third-quarter points:

By Pitt: 24 vs. Connecticut, 12-6-08.

By Opponent: 21, Louisville, 10-13-12.

20 fourth-quarter points:

By Pitt: 28 vs. Florida International, 10-2-10.

By Opponent: 20, Duke, 9-21-13.

30 points scored in first half:

By Pitt: 37 vs. Duke, 9-21-13.

By Opponent: 34, Rutgers, 10-25-08.

30 points scored in second half:

By Pitt: 31 vs. Florida International, 10-2-10.

By Opponent: 35, Syracuse, 10-13-01.

Failed to score a touchdown:

By Pitt: BBVA Compass Bowl vs. SMU, 1-7-12 (Pitt lost, 28-6)

By Opponent: USF, 12-1-12 (Pitt won, 27-3)

Two defensive touchdowns (same game):

By Pitt: Ricky Gary (3-yard fumble return) and Scott McKillop (18-yard interception return) vs. Louisville, 11-8-08.

By Opponent: USF, Nate Allen (37-yard interception return) and Trae Williams (21-yard interception return), 11-24-07.

Shutout:

By Pitt: 24-0 vs. Connecticut, 11-12-05.

By Opponent: Oregon State, 3-0, 12-31-08 (Sun Bowl).

Shutout at home:

By Pitt: 24-0 vs. Connecticut, 11-12-05.

By Opponent: Miami (Fla.), 45-0, 9-28-96.

Shutout on the road:

By Pitt: 42-0 at Rutgers, 11-10-01

By Opponent: West Virginia, 34-0, 8-31-96.

OVERTIME GAMES

Overtime win at home:

By Pitt: 41-38 vs. Furman, 9-25-04.

By Opponent: Notre Dame, 29-26 (3OT), 11-3-12.

Overtime win on the road:

By Pitt: 36-33 (4OT) at Notre Dame, 11-1-08.

By Opponent: Navy, 48-45 (2OT), 10-10-07.

TEAM OFFENSE

500 yards in total offense:

By Pitt: 598 vs. Duke (174 rush, 424 pass).

By Opponent: 532, Duke, 9-21-13 (213 rush, 319 pass).

600 yards in total offense:

By Pitt: 626 vs. Gardner-Webb, 9-22-12 (229 rush, 397 pass).

By Opponent: 641, West Virginia, 11-16-06 (437 rush, 204 pass)

300 yards passing:

By Pitt: 424 vs. Duke, 9-21-13 (33 att., 23 comp., 6 TD).

By Opponent: 319, Duke, 9-21-13 (33 att., 22 comp., 4 TD, 4 INT).

400 yards passing:

By Pitt: 424 vs. Duke, 9-21-13 (33 att., 23 comp., 6 TD).

By Opponent: 433, Buffalo, 9-12-09 (39 att., 26 comp., 4 TD, 1 INT).

300 yards rushing:

By Pitt: 307 vs. USF, 9-29-11 (58 att., 4 TD).

By Opponent: 331, Navy, 10-10-07 (70 att., 4 TD).

40 minutes in possession time:

By Pitt: 41:30 vs. USF, 12-1-12.

By Opponent: 40:10, Ohio State, 9-21-96.

TEAM DEFENSE

Held opponent under 100 yards in total offense:

By Pitt: 97, Akron, 10-3-98 (57 rushing, 40 passing).

By Opponent: 94, Boston College, 10-7-95.

Held opponent under 100 yards passing:

By Pitt: 57, New Mexico, 9-14-13 (17 att., 9 comp. 0 TD, 0 INT).

By Opponent: 50, Utah, 10-15-11 (30 att., 9 comp. 0 TD, 2 INT).

Held opponent under 100 yards rushing:

By Pitt: 8, USF, 12-1-12 (20 att.).

By Opponent: 96, Florida State, 9-2-13 (27 att.).

Held opponent under 75 yards rushing:

By Pitt: 8, USF, 12-1-12 (20 att.).

By Opponent: 48, Connecticut, 11-9-12 (25 att.).

Held opponent under 50 yards rushing:

By Pitt: 8, USF, 12-1-12 (20 att.).

By Opponent: 48, Connecticut, 11-9-12 (25 att.).

Held opponent under 25 yards rushing:

By Pitt: 8, USF, 12-1-12 (20 att.).

By Opponent: 10, SMU (BBVA Compass Bowl), 1-7-12 (30 att.).

Held an opponent to negative yards rushing:

By Pitt: -3, Rutgers, 9-21-02 (28 att.).

By Opponent: -1, vs. West Virginia, 11-16-2006 (19 att.).

PENALTIES

100+ yards in penalties:

By Pitt: 105, vs. Temple, 11 penalties, 10-27-12.

By Opponent: 125, Michigan State, 11 penalties, 9-15-07.

10+ penalties

By Pitt: 13, vs. USF, 99 yards, 12-1-12.

By Opponent: 10, Syracuse, 95 yards, 12-3-11.

Zero penalties:

By Pitt: vs. Louisville, 11-12-11.

By Opponent: West Virginia, 11-13-76.

The University of Pittsburgh and its multimedia rights holder IMG College provide the Panthers with comprehensive radio coverage throughout the football season. Led by 50,000-watt flagship station Sportsradio 93.7 The Fan (KDKA-FM) in Pittsburgh, Pitt football games are broadcast on the Pitt IMG Sports Network, a loyal network of stations that spans the Commonwealth.

Radio coverage for Pitt football includes:

- A three-hour pregame show (first hour on 93.7 The Fan and the last two on the entire Pitt IMG Sports Network).
- "Panther Reaction," a call-in show on 93.7 The Fan following post-game coverage.
- A weekly "Paul Chryst Show" airing live on most Wednesdays from 6 to 7 p.m. Coach Chryst previews the upcoming game and takes questions from callers listening on many of the same Pitt IMG Sports Network affiliates that carry Panthers' game broadcasts.

Known to Pitt fans nationwide as the "Voice of the Panthers," **Bill Hillgrove** will handle football play-by-play duties for the 40th consecutive year. His accurate and descriptive style truly paints the picture for Pitt fans listening to the network. Hillgrove has a long association with the Panthers and Pittsburgh sports scene. Prior to taking over as the play-by-play man for Pitt football, Hillgrove served as the Panthers' color analyst from 1970-73. He has also served as the play-by-play man for Pitt basketball broadcasts since 1969.

Hillgrove is a 1962 graduate of Duquesne and has also been the Pittsburgh Steelers' play-by-play announcer since 1995. Hillgrove was named the 2007 recipient of the prestigious Chris Schenkel Award for excellence in college football broadcasting.

Joining Hillgrove in the booth for his third year as color analyst will be former Pitt quarterback **Pat Bostick**. A three-year letterman (2007-08, 2010), Bostick was under center for such memorable Pitt victories as the 13-9 upset of West Virginia in 2007 and 36-33 quadruple-overtime win at Notre Dame in 2008.

Bostick makes a tremendous impression on listeners with his keen insight and analysis. In addition to Pitt game days, he will continue to be a frequently heard voice talking college football on 93.7 The Fan's various shows.

A 2010 honors graduate of the University of Pittsburgh, Bostick earned his bachelor's degree in just three years before beginning work on his master's degree in Pitt's School of Education. He also serves as the assistant director of development for the Panther Club, the athletic department's official fundraising office.

Pitt pregame coverage and in-game sideline reports will be provided by CBS Radio Pittsburgh talents **Gregg Giannotti** and **Larry Richert**.

In his second season working Pitt football broadcasts, Giannotti is a popular host of The Fan Morning Show on KDKA-FM and also serves as a weekend host for CBS Sports Radio. Prior to his 2010 arrival in Pittsburgh, Giannotti served as a producer and part-time host at WFAN in New York. The Hofstra University graduate has also worked for Sirius Satellite Radio and the National Hockey League.

Richert is one of Pittsburgh's most recognized voices and faces. Host of the venerable KDKA Morning News Show (1020 AM) since 2001, his broadcasting career spans nearly 35 years in both radio and television.



The 2013 Pitt Football Radio Team (left to right): Larry Richert, Gregg Giannotti, Pat Bostick and Bill Hillgrove.

Richert is highly active in community endeavors, emceeding more than 100 benefits annually around the region. He is the Heinz Field public address announcer for Pittsburgh Steelers home games and narrates the Steelers' annual highlight films.

This fall marks Richert's return to college football. Working alongside Bill Hillgrove, he produced Pitt football radio broadcasts for four seasons in the 1980s. Born in Millvale and raised in McCandless Township, Richert graduated from North Allegheny High School and Clarion University.

The 2013 season marks the fourth for Pitt's partnership with CBS Radio Pittsburgh and its flagship, Sportsradio 93.7 The Fan. Beyond game broadcasts, the station airs a wide array of weekly programming focusing on the Panthers' sports scene throughout the year.

THE PITT IMG SPORTS NETWORK

Altoona	WFBG-AM	1290
Altoona	WVAM-AM	1430
Ambridge	WMBA-AM	1460
Beaver Falls	WBVP-AM	1230
Bedford	Wbfd-AM	1310
Butler	WBUT-AM	1050
Butler	WISR-AM	680
Central City	WCCL-FM	101.7
Connellsville	WLSW-FM	103.9
DuBois	WCED-AM	1420
DuBois	WCED-FM	107.9
Erie	WRIE-FM	107.9
Erie	WRIE-AM	1260
Harrisburg	WTKT-AM	1460
Indiana	WCCS-AM	1160
Johnstown	WCRO-AM	1230
Latrobe	WQTW-AM	1570
Meyersdale/ Somerset	WQZS-FM	93.3
Oil City	WKQW-AM	1120
Pittsburgh	KDKA-FM	93.7
Rockton	WCED-FM	96.7
Uniontown	WMBS-AM	590
York	WOYK-AM	1350

Game broadcasts are also available on "Panthers All-Access" on PittsburghPanthers.com and SiriusXM satellite radio.

University of Pittsburgh Panthers
PITT Game Results (as of Sep 21, 2013)
All games

Date	Opponent		Score	Overall	Conference	Time	Attend
* 9/2/13	FLORIDA STATE	L	13-41	0-1	0-1	3:03	65500
9/14/13	NEW MEXICO	W	49-27	1-1	0-1	3:11	40249
* 9/21/13	at Duke	W	58-55	2-1	1-1	3:37	22714
* 9/28/13	VIRGINIA						
* 10/12/13	at Virginia Tech						
10/19/13	OLD DOMINION						
10/26/13	at Navy						
* 11/2/13	at Georgia Tech						
11/9/13	NOTRE DAME						
* 11/16/13	NORTH CAROLINA						
* 11/23/13	at Syracuse						
* 11/29/13	MIAMI						

University of Pittsburgh Panthers
PITT Overall Team Statistics (as of Sep 21, 2013)
All games

Team Statistics	UP	OPP
SCORING	120	123
Points Per Game	40.0	41.0
FIRST DOWNS	66	63
Rushing	29	30
Passing	35	30
Penalty	2	3
RUSHING YARDAGE	553	582
Yards gained rushing	636	656
Yards lost rushing	83	74
Rushing Attempts	107	122
Average Per Rush	5.2	4.8
Average Per Game	184.3	194.0
TDs Rushing	6	7
PASSING YARDAGE	869	753
Comp-Att-Int	52-79-4	58-79-4
Average Per Pass	11.0	9.5
Average Per Catch	16.7	13.0
Average Per Game	289.7	251.0
TDs Passing	9	8
TOTAL OFFENSE	1422	1335
Total Plays	186	201
Average Per Play	7.6	6.6
Average Per Game	474.0	445.0
KICK RETURNS: #-Yards	17-334	15-332
PUNT RETURNS: #-Yards	2-7	4-135
INT RETURNS: #-Yards	4-56	4-44
KICK RETURN AVERAGE	19.6	22.1
PUNT RETURN AVERAGE	3.5	33.8
INT RETURN AVERAGE	14.0	11.0
FUMBLES-LOST	2-2	6-1
PENALTIES-Yards	19-147	14-133
Average Per Game	49.0	44.3
PUNTS-Yards	10-460	9-385
Average Per Punt	46.0	42.8
Net punt average	30.5	42.0
KICKOFFS-Yards	21-1247	21-1287
Average Per Kick	59.4	61.3
Net kick average	36.4	41.8
TIME OF POSSESSION/Game	28:11	31:49
3RD-DOWN Conversions	12/30	18/38
3rd-Down Pct	40%	47%
4TH-DOWN Conversions	1/3	0/3
4th-Down Pct	33%	0%
SACKS BY-Yards	6-33	6-53
MISC YARDS	-4	0
TOUCHDOWNS SCORED	16	16
FIELD GOALS-ATTEMPTS	3-4	4-5
ON-SIDE KICKS	0-0	0-2
RED-ZONE SCORES	(10-13) 77%	(15-15) 100%
RED-ZONE TOUCHDOWNS	(8-13) 62%	(11-15) 73%
PAT-ATTEMPTS	(15-16) 94%	(15-15) 100%
ATTENDANCE	105749	22714
Games/Avg Per Game	2/52874	1/22714
Neutral Site Games		0/0

Score by Quarters	1st	2nd	3rd	4th	OT	Total
PITT	48	34	24	14	0	120
Opponents	17	45	27	34	0	123

University of Pittsburgh Panthers
PITT Overall Individual Statistics (as of Sep 21, 2013)
All games

<u>Rushing</u>	<u>gp</u>	<u>att</u>	<u>gain</u>	<u>loss</u>	<u>net</u>	<u>avg</u>	<u>td</u>	<u>lg</u>	<u>avg/g</u>
James Conner	3	47	328	2	326	6.9	3	40	108.7
Isaac Bennett	3	35	176	2	174	5.0	2	25	58.0
Tyler Boyd	3	5	93	0	93	18.6	1	33	31.0
Rachid Ibrahim	3	6	22	2	20	3.3	0	18	6.7
Devin Street	3	1	1	0	1	1.0	0	1	0.3
Team	1	4	0	24	-24	-6.0	0	0	-24.0
Tom Savage	3	9	16	53	-37	-4.1	0	8	-12.3
Total	3	107	636	83	553	5.2	6	40	184.3
Opponents	3	122	656	74	582	4.8	7	42	194.0

<u>Passing</u>	<u>gp</u>	<u>effic</u>	<u>comp-att-int</u>	<u>pct</u>	<u>yds</u>	<u>td</u>	<u>lg</u>	<u>avg/g</u>
Tom Savage	3	185.93	51-78-4	65.4	861	9	69	287.0
Chad Voytik	1	167.20	1-1-0	100.0	8	0	8	8.0
Total	3	185.69	52-79-4	65.8	869	9	69	289.7
Opponents	3	176.77	58-79-4	73.4	753	8	75	251.0

<u>Receiving</u>	<u>gp</u>	<u>no.</u>	<u>yds</u>	<u>avg</u>	<u>td</u>	<u>lg</u>	<u>avg/g</u>
Devin Street	3	17	387	22.8	2	67	129.0
Tyler Boyd	3	16	314	19.6	4	69	104.7
Manasseh Garner	3	5	50	10.0	1	18	16.7
Kevin Weatherspoon	3	4	58	14.5	0	21	19.3
Isaac Bennett	3	4	13	3.2	0	5	4.3
Scott Orndoff	3	2	21	10.5	2	17	7.0
J.P. Holtz	3	2	18	9.0	0	10	6.0
Jaymar Parrish	3	1	7	7.0	0	7	2.3
Rachid Ibrahim	3	1	1	1.0	0	1	0.3
Total	3	52	869	16.7	9	69	289.7
Opponents	3	58	753	13.0	8	75	251.0

<u>Punt Returns</u>	<u>no.</u>	<u>yds</u>	<u>avg</u>	<u>td</u>	<u>lg</u>
Kevin Weatherspoon	1	5	5.0	0	5
Lafayette Pitts	1	2	2.0	0	0
Total	2	7	3.5	0	5
Opponents	4	135	33.8	1	82

<u>Interceptions</u>	<u>no.</u>	<u>yds</u>	<u>avg</u>	<u>td</u>	<u>lg</u>
Anthony Gonzalez	1	37	37.0	1	37
Shane Gordon	1	0	0.0	0	0
Jason Hendricks	1	19	19.0	0	19
K'Waun Williams	1	0	0.0	0	0
Total	4	56	14.0	1	37
Opponents	4	44	11.0	0	31

<u>Kick Returns</u>	<u>no.</u>	<u>yds</u>	<u>avg</u>	<u>td</u>	<u>lg</u>
Tyler Boyd	8	178	22.2	0	35
Lafayette Pitts	6	97	16.2	0	17
Kevin Weatherspoon	2	40	20.0	0	25
Brendon Felder	1	19	19.0	0	19
Total	17	334	19.6	0	35
Opponents	15	332	22.1	0	74

<u>Fumble Returns</u>	<u>no.</u>	<u>yds</u>	<u>avg</u>	<u>td</u>	<u>lg</u>
Terrish Webb	1	4	4.0	0	4
Total	1	4	4.0	0	4
Opponents	1	0	0.0	0	0

University of Pittsburgh Panthers
PITT Overall Individual Statistics (as of Sep 21, 2013)
All games

Scoring	td	fg	PAT				dpx	saf	pts
			kick	rush	rcv	pass			
Tyler Boyd	5	-	-	-	-	-	-	30	
Chris Blewitt	-	3-4	15-16	-	-	-	-	24	
James Conner	3	-	-	-	-	-	-	18	
Scott Orndoff	2	-	-	-	-	-	-	12	
Isaac Bennett	2	-	-	-	-	-	-	12	
Devin Street	2	-	-	-	-	-	-	12	
Manasseh Garner	1	-	-	-	-	-	-	6	
Anthony Gonzalez	1	-	-	-	-	-	-	6	
Total	16	3-4	15-16	-	-	-	-	120	
Opponents	16	4-5	15-15	0-1	-	-	-	123	

Total Offense	g	plays	rush	pass	total	avg/g
Tom Savage	3	87	-37	861	824	274.7
James Conner	3	47	326	0	326	108.7
Isaac Bennett	3	35	174	0	174	58.0
Tyler Boyd	3	5	93	0	93	31.0
Rachid Ibrahim	3	6	20	0	20	6.7
Chad Voytik	1	1	0	8	8	8.0
Devin Street	3	1	1	0	1	0.3
Team	1	4	-24	0	-24	-24.0
Total	3	186	553	869	1422	474.0
Opponents	3	201	582	753	1335	445.0

Field Goals	fg	pct.	01-19	20-29	30-39	40-49	50-99	lg	blk
Chris Blewitt	3-4	75.0	0-0	2-3	1-1	0-0	0-0	39	1

Punting	no.	yds	avg	lg	tb	fc	i20	50+	blk
Matt Yoklic	10	460	46.0	56	1	3	2	5	0
Total	10	460	46.0	56	1	3	2	5	0
Opponents	9	385	42.8	53	0	5	1	1	0

FG Sequence	PITT	Opponents
Florida State	(28),(39)	(22),(28)
New Mexico	-	46,(28),(22)
Duke	24,(24)	-
Virginia	-	-
Virginia Tech	-	-
Old Dominion	-	-
Navy	-	-
Georgia Tech	-	-
Notre Dame	-	-
North Carolina	-	-
Syracuse	-	-
Miami	-	-

Kickoffs	no.	yds	avg	tb	ob	retn	net	ydln
Chris Blewitt	21	1247	59.4	6	0			
Total	21	1247	59.4	6	0	22.1	36.4	28
Opponents	21	1287	61.3	3	1	19.6	41.8	23

Numbers in (parentheses) indicate field goal was made.

University of Pittsburgh Panthers
PITT Overall Individual Statistics (as of Sep 21, 2013)
All games

<u>All Purpose</u>	<u>g</u>	<u>rush</u>	<u>rcv</u>	<u>pr</u>	<u>kr</u>	<u>ir</u>	<u>total</u>	<u>avg/g</u>
Tyler Boyd	3	93	314	0	178	0	585	195.0
Devin Street	3	1	387	0	0	0	388	129.3
James Conner	3	326	0	0	0	0	326	108.7
Isaac Bennett	3	174	13	0	0	0	187	62.3
Kevin Weathers	3	0	58	5	40	0	103	34.3
Lafayette Pitts	3	0	0	2	97	0	99	33.0
Manasseh Garn	3	0	50	0	0	0	50	16.7
Anthony Gonzal	3	0	0	0	0	37	37	12.3
Rachid Ibrahim	3	20	1	0	0	0	21	7.0
Scott Orndoff	3	0	21	0	0	0	21	7.0
Brendon Felder	1	0	0	0	19	0	19	19.0
Jason Hendricks	3	0	0	0	0	19	19	6.3
J.P. Holtz	3	0	18	0	0	0	18	6.0
Jaymar Parrish	3	0	7	0	0	0	7	2.3
Team	1	-24	0	0	0	0	-24	-24.0
Tom Savage	3	-37	0	0	0	0	-37	-12.3
Total	3	553	869	7	334	56	1819	606.3
Opponents	3	582	753	135	332	44	1846	615.3

University of Pittsburgh Panthers
PITT Overall Defensive Statistics (as of Sep 21, 2013)
All games

##	Defensive Leaders	gp	Tackles				tfl/yds	Sacks no-yds	Pass defense			Fumbles		blkd	
			ua	a	tot				int-yds	brup	qbh	rcv-yds	ff	kick	saf
25	Jason Hendricks	3	18	7	25	2.0-7	.	1-19	1	.	.	1	.	.	
9	Ray Vinopal	3	14	9	23	
44	Shane Gordon	3	9	10	19	.	.	1-0	.	1	
8	Todd Thomas	3	12	6	18	3.0-12	.	.	.	1	
28	Anthony Gonzalez	3	12	6	18	.	.	1-37	.	1	
23	Lafayette Pitts	3	12	2	14	1.0-3	.	.	1	
97	Aaron Donald	3	9	1	10	7.0-36	4.0-27	.	.	3	
47	Matt Galambos	3	5	4	9	1.0-5	
50	Tyrone Ezell	3	5	4	9	1	
5	Ejuan Price	3	3	5	8	.	.	.	1	1	
52	Shakir Soto	3	6	1	7	2.0-2	
2	K'Waun Williams	3	6	.	6	1.0-1	.	1-0	
91	Darryl Render	3	1	5	6	1.0-1	
19	Terrish Webb	3	4	1	5	1-4	.	.	.	
38	Ryan Lewis	3	2	2	4	
18	Titus Howard	3	4	.	4	
43	Mark Giubilato	3	2	2	4	
96	Devin Cook	3	1	2	3	1.0-1	
4	Bam Bradley	1	2	1	3	1.0-1	
93	Bryan Murphy	2	2	1	3	2.0-5	1.0-4	.	.	2	
27	Trenton Coles	3	3	.	3	1	.	.	
37	David Durham	3	1	2	3	
3	Nicholas Grigsby	3	3	.	3	1.0-2	1.0-2	
24	Cullen Christian	2	1	1	2	
78	Cory King	3	1	.	1	
86	J.P. Holtz	3	1	.	1	
98	LaQuentin Smith	3	.	1	1	1	
54	Tyrique Jarrett	2	.	1	1	
32	Malcolm Crockett	3	1	.	1	
2A	Tyler Boyd	3	1	.	1	
Total		3	141	74	215	23-76	6-33	4-56	3	11	1-4	2	.	.	
Opponents		3	104	102	206	12-77	6-53	4-44	8	14	2-0	1	1	.	

University of Pittsburgh Panthers
PITT Team Game-by-Game (as of Sep 21, 2013)
All games

TEAM STATISTICS

Date	Opponent	Rushing				Receiving				Passing				Kick Returns				Punt Returns				tot off
		no.	yds	td	lg	no.	yds	td	lg	cmp-att-int	yds	td	lg	no.	yds	td	lg	no.	yds	td	lg	
9/2/13	FLORIDA STATE	27	96	0	20	15	201	1	52	15-28-2	201	1	52	7	138	0	35	0	0	0	0	297
9/14/13	NEW MEXICO	34	283	5	38	14	244	2	51	14-18-2	244	2	51	4	71	0	22	1	2	0	0	527
9/21/13	at Duke	46	174	1	40	23	424	6	69	23-33-0	424	6	69	6	125	0	29	1	5	0	5	598
Opponents		107	553	6	40	52	869	9	69	52-79-4	869	9	69	17	334	0	35	2	7	0	5	1422
		122	582	7	42	58	753	8	75	58-79-4	753	8	75	15	332	0	74	4	135	1	82	1335

Games played: 3
 Avg per rush: 5.2
 Avg per catch: 16.7
 Pass efficiency: 185.69
 Kick ret avg: 19.6
 Punt ret avg: 3.5
 All purpose avg/game: 606.3
 Total offense avg/gm: 474.0

Date	Opponent	Tackles				Sacks no-yds	Fumble		Pass Defense			Blkd kick	PAT Attempts				saf	pts
		ua	a	total	tfl-yds		ff	fr-yds	int-yds	qbh	brup		kick	rush	rcv			
9/2/13	FLORIDA STATE	50	20	70	6.0-13	2.0-9	2	0-0	0-0	3	0	0	1-1	0	0	0	0	13
9/14/13	NEW MEXICO	55	14	69	13.0-49	3.0-19	0	1-4	0-0	6	2	0	7-7	0	0	0	0	49
9/21/13	at Duke	36	40	76	4.0-14	1.0-5	0	0-0	4-56	2	1	0	7-8	0	0	0	0	58
Opponents		141	74	215	23.0-76	6.0-33	2	1-4	4-56	11	3	0	15-16	0	0	0	0	120
		104	102	206	12.0-77	6.0-53	1	2-0	4-44	14	8	1	15-15	0	0	0	0	123

Date	Opponent	Punting							Field Goals			Kickoffs						
		no.	yds	avg	long	blkd	tb	fc	50+	i20	md-att	long	blkd	no.	yds	avg	tb	ob
9/2/13	FLORIDA STATE	3	163	54.3	56	0	0	1	3	2	2-2	39	0	4	254	63.5	1	0
9/14/13	NEW MEXICO	2	86	43.0	46	0	1	0	0	0	0-0	0	0	7	392	56.0	1	0
9/21/13	at Duke	5	211	42.2	53	0	0	2	2	0	1-2	24	1	10	601	60.1	4	0
Opponents		10	460	46.0	56	0	1	3	5	2	3-4	39	1	21	1247	59.4	6	0
		9	385	42.8	53	0	0	5	1	1	4-5	28	0	21	1287	61.3	3	1

University of Pittsburgh Panthers
PITT Opponent Game-by-Game (as of Sep 21, 2013)
All games

OPPONENT STATISTICS

Date	Opponent	Rushing				Receiving				Passing				Kick Returns				Punt Returns				tot off
		no.	yds	td	lg	no.	yds	td	lg	cmp-att-int	yds	td	lg	no.	yds	td	lg	no.	yds	td	lg	
9/2/13	FLORIDA STATE	34	156	1	20	27	377	4	42	27-29-0	377	4	42	3	56	0	26	1	26	0	26	533
9/14/13	NEW MEXICO	52	213	3	42	9	57	0	29	9-17-0	57	0	29	7	174	0	74	0	0	0	0	270
9/21/13	at Duke	36	213	3	37	22	319	4	75	22-33-4	319	4	75	5	102	0	27	3	109	1	82	532
		122	582	7	42	58	753	8	75	58-79-4	753	8	75	15	332	0	74	4	135	1	82	1335
PITT		107	553	6	40	52	869	9	69	52-79-4	869	9	69	17	334	0	35	2	7	0	5	1422

Games played: 3
 Avg per rush: 4.8
 Avg per catch: 13.0
 Pass efficiency: 176.77
 Kick ret avg: 22.1
 Punt ret avg: 33.8
 All purpose avg/game: 615.3
 Total offense avg/gm: 445.0

Date	Opponent	Tackles				Sacks	Fumble	Pass Defense			Blkd	PAT Attempts				pts	
		ua	a	total	tfl-yds	no-yds	ff	fr-yds	int-yds	qbh	brup	kick	kick	rush	rcv		saf
9/2/13	FLORIDA STATE	39	14	53	6.0-40	3.0-36	0	0-0	2-31	7	5	0	5-5	0	0	0	41
9/14/13	NEW MEXICO	31	22	53	2.0-5	1.0-3	1	2-0	2-13	4	0	0	3-3	0	0	0	27
9/21/13	at Duke	34	66	100	4.0-32	2.0-14	0	0-0	0-0	3	3	1	7-7	0	0	0	55
		104	102	206	12.0-77	6.0-53	1	2-0	4-44	14	8	1	15-15	0	0	0	123
PITT		141	74	215	23.0-76	6.0-33	2	1-4	4-56	11	3	0	15-16	0	0	0	120

Date	Opponent	Punting							Field Goals			Kickoffs						
		no.	yds	avg	long	blkd	tb	fc	50+	i20	md-att	long	blkd	no.	yds	avg	tb	ob
9/2/13	FLORIDA STATE	2	74	37.0	38	0	0	2	0	1	2-2	28	0	8	479	59.9	1	0
9/14/13	NEW MEXICO	4	165	41.2	47	0	0	2	0	0	2-3	28	0	6	367	61.2	1	1
9/21/13	at Duke	3	146	48.7	53	0	0	1	1	0	0-0	0	0	7	441	63.0	1	0
		9	385	42.8	53	0	0	5	1	1	4-5	28	0	21	1287	61.3	3	1
PITT		10	460	46.0	56	0	1	3	5	2	3-4	39	1	21	1247	59.4	6	0

University of Pittsburgh Panthers
PITT Game Superlatives (as of Sep 21, 2013)
All games

INDIVIDUAL GAME HIGHS

Rushes	26	James Conner at Duke (9/21/13)
Yards Rushing	173	James Conner at Duke (9/21/13)
TD Rushes	2	Isaac Bennett vs New Mexico (9/14/13)
	2	James Conner vs New Mexico (9/14/13)
Long Rush	40	James Conner at Duke (9/21/13)
Pass attempts	33	Tom Savage at Duke (9/21/13)
Pass completions	23	Tom Savage at Duke (9/21/13)
Yards Passing	424	Tom Savage at Duke (9/21/13)
TD Passes	6	Tom Savage at Duke (9/21/13)
Long Pass	69	Tom Savage at Duke (9/21/13)
Receptions	8	Tyler Boyd at Duke (9/21/13)
Yards Receiving	166	Devin Street at Duke (9/21/13)
TD Receptions	3	Tyler Boyd at Duke (9/21/13)
Long Reception	69	Tyler Boyd at Duke (9/21/13)
Field Goals	2	Chris Blewitt vs Florida State (9/2/13)
Long Field Goal	39	Chris Blewitt vs Florida State (9/2/13)
Punts	5	Matt Yoklic at Duke (9/21/13)
Punting Avg	54.3	Matt Yoklic vs Florida State (9/2/13)
Long Punt	56	Matt Yoklic vs Florida State (9/2/13)
Punts inside 20	2	Matt Yoklic vs Florida State (9/2/13)
Long Punt Return	5	Kevin Weatherspoon at Duke (9/21/13)
Long Kickoff Return	35	Tyler Boyd vs Florida State (9/2/13)
Tackles	10	Todd Thomas vs New Mexico (9/14/13)
	10	Jason Hendricks vs New Mexico (9/14/13)
Sacks	2.0	Aaron Donald vs New Mexico (9/14/13)
Tackles For Loss	4.0	Aaron Donald vs New Mexico (9/14/13)
Interceptions	1	Jason Hendricks at Duke (9/21/13)
	1	Anthony Gonzalez at Duke (9/21/13)
	1	K'Waun Williams at Duke (9/21/13)
	1	Shane Gordon at Duke (9/21/13)

University of Pittsburgh Panthers
 PITT Game Superlatives (as of Sep 21, 2013)
 All games

TEAM GAME HIGHS

Rushes	46	at Duke (9/21/13)
Yards Rushing	283	vs New Mexico (9/14/13)
Yards Per Rush	8.3	vs New Mexico (9/14/13)
TD Rushes	5	vs New Mexico (9/14/13)
Pass attempts	33	at Duke (9/21/13)
Pass completions	23	at Duke (9/21/13)
Yards Passing	424	at Duke (9/21/13)
Yards Per Pass	13.6	vs New Mexico (9/14/13)
TD Passes	6	at Duke (9/21/13)
Total Plays	79	at Duke (9/21/13)
Total Offense	598	at Duke (9/21/13)
Yards Per Play	10.1	vs New Mexico (9/14/13)
Points	58	at Duke (9/21/13)
Sacks By	3	vs New Mexico (9/14/13)
First Downs	27	at Duke (9/21/13)
Penalties	8	at Duke (9/21/13)
Penalty Yards	71	at Duke (9/21/13)
Turnovers	4	vs New Mexico (9/14/13)
Interceptions By	4	at Duke (9/21/13)
Punts	5	at Duke (9/21/13)
Punting Avg	54.3	vs Florida State (9/2/13)
Long Punt	56	vs Florida State (9/2/13)
Punts inside 20	2	vs Florida State (9/2/13)
Long Punt Return	5	at Duke (9/21/13)

University of Pittsburgh Panthers
PITT Game Superlatives (as of Sep 21, 2013)
All games

OPPONENT INDIVIDUAL GAME HIGHS

Rushes	15	Connette, B, at Duke (9/21/13)
Yards Rushing	101	Connette, B, at Duke (9/21/13)
TD Rushes	2	GAUTSCHE,Cole, vs New Mexico (9/14/13)
	2	Connette, B, at Duke (9/21/13)
Long Rush	42	GONGBAY,Crusoe, vs New Mexico (9/14/13)
Pass attempts	32	Connette, B, at Duke (9/21/13)
Pass completions	25	WINSTON, J., vs Florida State (9/2/13)
Yards Passing	356	WINSTON, J., vs Florida State (9/2/13)
TD Passes	4	WINSTON, J., vs Florida State (9/2/13)
	4	Connette, B, at Duke (9/21/13)
Long Pass	75	Connette, B, at Duke (9/21/13)
Receptions	8	GREENE, R., vs Florida State (9/2/13)
Yards Receiving	141	Crowder, J, at Duke (9/21/13)
TD Receptions	3	O'LEARY, N., vs Florida State (9/2/13)
Long Reception	75	Braxton, B, at Duke (9/21/13)
Field Goals	2	AGUAYO, R., vs Florida State (9/2/13)
	2	ADAMS,Justus, vs New Mexico (9/14/13)
Long Field Goal	28	AGUAYO, R., vs Florida State (9/2/13)
	28	ADAMS,Justus, vs New Mexico (9/14/13)
Punts	4	SKAER,Ben, vs New Mexico (9/14/13)
Punting Avg	48.7	Monday, W, at Duke (9/21/13)
Long Punt	53	Monday, W, at Duke (9/21/13)
Punts inside 20	1	BEATTY, C., vs Florida State (9/2/13)
Long Punt Return	82	Crowder, J, at Duke (9/21/13)
Long Kickoff Return	74	WIGGINS,Carlos, vs New Mexico (9/14/13)
Tackles	12	Cash, J, at Duke (9/21/13)
	12	Young-Wiseman, at Duke (9/21/13)
Sacks	2.0	JOYNER, L., vs Florida State (9/2/13)
Tackles For Loss	2.0	JERNIGAN, T., vs Florida State (9/2/13)
	2.0	JOYNER, L., vs Florida State (9/2/13)
	2.0	SMITH, TEL., vs Florida State (9/2/13)
Interceptions	1	RAMSEY, J., vs Florida State (9/2/13)
	1	BROOKS, T., vs Florida State (9/2/13)
	1	CARO,Dante, vs New Mexico (9/14/13)
	1	BOLLEMA,Dallas, vs New Mexico (9/14/13)

University of Pittsburgh Panthers
PITT Game Superlatives (as of Sep 21, 2013)
All games

OPPONENT TEAM GAME HIGHS

Rushes	52	vs New Mexico (9/14/13)
Yards Rushing	213	vs New Mexico (9/14/13)
	213	at Duke (9/21/13)
Yards Per Rush	5.9	at Duke (9/21/13)
TD Rushes	3	vs New Mexico (9/14/13)
	3	at Duke (9/21/13)
Pass attempts	33	at Duke (9/21/13)
Pass completions	27	vs Florida State (9/2/13)
Yards Passing	377	vs Florida State (9/2/13)
Yards Per Pass	13.0	vs Florida State (9/2/13)
TD Passes	4	vs Florida State (9/2/13)
	4	at Duke (9/21/13)
Total Plays	69	vs New Mexico (9/14/13)
	69	at Duke (9/21/13)
Total Offense	533	vs Florida State (9/2/13)
Yards Per Play	8.5	vs Florida State (9/2/13)
Points	55	at Duke (9/21/13)
Sacks By	3	vs Florida State (9/2/13)
First Downs	24	vs Florida State (9/2/13)
Penalties	7	vs Florida State (9/2/13)
Penalty Yards	70	vs Florida State (9/2/13)
Turnovers	4	at Duke (9/21/13)
Interceptions By	2	vs Florida State (9/2/13)
	2	vs New Mexico (9/14/13)
Punts	4	vs New Mexico (9/14/13)
Punting Avg	48.7	at Duke (9/21/13)
Long Punt	53	at Duke (9/21/13)
Punts inside 20	1	vs Florida State (9/2/13)
Long Punt Return	82	at Duke (9/21/13)

University of Pittsburgh Panthers
PITT Passing Game-by-Game (as of Sep 21, 2013)
All games

#7 Savage,T.	Comp	Att	Int	Pct	Yards	TD	Long	Sacked	Effic
Florida State	15	28	2	53.6	201	1	52	3-36	111.37
New Mexico	13	17	2	76.5	236	2	51	1-3	208.38
Duke	23	33	0	69.7	424	6	69	2-14	237.62
TOTALS	51	78	4	65.4	861	9	69	6-53	185.93

#16 Voytik,C.	Comp	Att	Int	Pct	Yards	TD	Long	Sacked	Effic
New Mexico	1	1	0	100.0	8	0	8	0-0	167.20
TOTALS	1	1	0	100.0	8	0	8	0-0	167.20

