

VA.

vs.

WAKE FOREST

9/17

1966

FINAL TEAM FOOTBALL STATISTICS

| | VA. | WAKE | | | |
|---|-------------|-------------|---|----|----|
| First Downs Rushing | 5 | 12 | | | |
| First Downs Passing | 8 | 3 | | | |
| First Downs by Penalties | 1 | 0 | | | |
| TOTAL FIRST DOWNS | 14 | 15 | | | |
| Number Attempts Rushing | 33 | 59 | | | |
| Yards Gained Rushing | 172 | 227 | | | |
| Yards Lost Rushing | 6 | 8 | | | |
| NET YARDS GAINED RUSHING | 116 | 219 | | | |
| Number Passes Attempted | 25 | 14 | | | |
| Number Passes Completed | 12 | 4 | | | |
| Number Passes Had Intercepted | 3 | 2 | | | |
| NET YARDS GAINED PASSING | 206 | 123 | | | |
| Number Plays Rushing and Passing | 58 | 73 | | | |
| TOTAL OFFENSE YARDAGE | 322 | 342 | | | |
| Number Opponents Passes Intercepted | 2 | 3 | | | |
| NET YARDS INTERCEPTIONS RETURNED | 25 | 15 | | | |
| Number Times Punted | 8 | 6 | | | |
| Number Punts Had Blocked | 0 | 0 | | | |
| PUNTING AVERAGE, YARDS | 34.0 | 40.0 | | | |
| Number Punts Returned | 11 | 2 | | | |
| NET YARDS PUNTS RETURNED | 11 | 14 | | | |
| Number Kickoffs Returned | 2 | 5 | | | |
| NET YARDS KICKOFFS RETURNED | 90 | 126 | | | |
| Number Times Penalized | 7 | 4 | | | |
| TOTAL YARDS PENALIZED | 75 | 40 | | | |
| Number Times Fumbled | 2 | 6 | | | |
| NUMBER OWN FUMBLES LOST | 7 | 6 | | | |
| WAKE | 0 | 10 | 0 | 14 | 24 |
| VA. | 0 | 10 | 0 | 0 | 10 |

Scoring:

WILSON TO HENRY 23 yd. PASS - GEORGE K PAT - GEORGE K 37 yd. F.E.
 DAVIS TO QUAYLE 15 yd. PASS Hill K PAT
 HILL K 26 yd. F.E.
 DAVIS 21 yd. RUSH
 QUAYLE 13 yd. RUSH

Attendance: 17,000

Weather: CLEAR

September 17, 1966

The University of Virginia vs. Wake Forest

Referee: B. Simpson; Umpire: R. Moore; Linesman: P. Circhano;
 Field Judge: T. Richert; Back Judge: W. Burke; Clock: F. Holland.

Wake wins the toss. Virginia will kick, defending the South goal.
 Hill kicks for Virginia (from the 35, offsidel), to Wake 3 returned
 by Buck to the 31.

| | | | |
|----------|----|----|---|
| Wake | 1- | 31 | Heck lg 6 |
| | 2- | 37 | Johnson rg 6 |
| | 1- | 43 | Hauswald rg 1 |
| | 2- | 44 | Wilson lt 4 |
| | 3- | 48 | Wilson pass incomplete |
| | 4- | 48 | Buck kicks to VA 20 returned by Foates to 24 31 yard punt. |
| UVA | 1- | 24 | Davis pass complete to Foates 17 yards |
| | 1- | 41 | Davis pass incomplete |
| | 2- | 41 | Quayle rg 1 |
| | 3- | 42 | Davis pass incomplete to Foates |
| | 4- | 42 | Hill kicks to Wake 20 returned by Baker to 24 38 yard kick |
| Wake | 1- | 24 | Heck lt 4 |
| | 2- | 28 | Johnson lg 2 |
| | 3- | 30 | Wilson pass incomplete |
| | 4- | 30 | Buck kicks to VA 25 returned by Stetter to 24 45 yard kick |
| UVA | 1- | 24 | Quayle rg 6 |
| | 2- | 30 | Quayle lt 12 tackle by Harper |
| | 3- | 42 | -5 backfield in motion |
| | 1- | 37 | Quayle rg 1 |
| | 2- | 38 | Davis pass incomplete, broken up by Baker |
| | 3- | 38 | Davis pass intercepted by Baker, returned 4 yards |
| Wake | 1- | 42 | Hauswald rt 2, tackled by 76, 84 |
| | 2- | 40 | Wilson pass incomplete, broken up by Lockwood(Bill) |
| | 3- | 40 | Wilson pass incomplete, broken up by Lockwood, Hammer |
| | 4- | 40 | Buck kicks to VA 4 no return by Foates, Johnson tackl |
| UVA | 1- | 4 | Quayle lg 3, tackled by Halvorson |
| | 2- | 7 | Jarvis rg ng, tackled by George |
| | 3- | 7 | Hill kick to VA 49, 42 yard kick |
| Wake | 1- | 49 | Heck rt 3, 64-23 tackled. |
| | 2- | 46 | Heck le 1, tackle by W. Lockwood |
| | 3- | 45 | Wilson re 4, tackle by 76, 79 |
| | 4- | 41 | Buck kick to VA 11 no return, 30 yard punt |
| VIRGINIA | 1- | 11 | -5 yards, illegal procedure against Virginia |
| | 2- | 6 | Seemuller lg 1, |
| | 3- | 7 | Davis pass complete to Carrington, 19 yards |
| | 1- | 26 | Seemuller re 2, tackle by Grant |
| | 2- | 28 | Davis pass incomplete |
| | 3- | 28 | Davis pass incomplete |
| | 4- | 28 | Hill kicks to Wake 40, returned by Langridge 10 |
| Wake | 1- | 50 | Wilson pass complete to Johnson 12, stopped by Popeck |

First quarter(continued)

| | | | |
|------|----|----|-----------------|
| Wake | 1- | 38 | Johnson 7 yards |
| | 2- | 31 | Johnson 1g 7 |
| | 3- | | |

END OF FIRST QUARTER, VIRGINIA 0 Wake 0

SECOND QUARTER

VIRGINIA 0 Wake 0

Wake 1- 24 Johnson lg 4
 2- 20 Johnson lt 3, stopped by Parker
 3- 17 Heck rt 4, stopped by Croft
 1- 13 Wilson pass dropped by Heck, stopped by Morgan
 2- 13 Johnson lt 4, penalty on Wake -15 yards holding.
 2- 23 Wilson pass complete to Henry TD, 23 yards, 13:00
 PAT George kick good, Wake Forest 7 Virginia 0
 George kicks for Wake to the Virginia 17 returned by Stetter 52 yards
 tack le by Halverson

UVA 31 1- QUAYLE LE ng, tackled Stuetzer
 2- 31 Davis re 11, tripped up by George
 1- 20 -5 illegal procedure against Wake
 1- 15 Davis pass complete to Quayle TD 15 yards 11:41
 PAT Hill kick good, VIRGINIA 7 Wake 7
 Hill kicks to Wake end zone returned by Buck to Wake 24, stopped by
 Constantine

Wake 1- 24 Johnson rt 2, stopped by 65, 76
 2- 26 Hauswald lt 1, stopped 80, 29
 3- 27 Hauswald lt 6, stopped by 23, 26
 4- 33 Buck kick to Va 18 returned by Stetter 3
 49 yard punt

UVA 1- 21 Davis pa ss complete to Kemp, 32, tackled by 32
 1- 47 Seemuller 3, Williams tackle
 2- 44 Davis le 1, stopped by Stuetzer, Williams
 3- 43 Davis pass incomplete
 4- 43 Hill kicks to Wake 14, out of bounds, 29 yard punt

Wake 1- 14 Johnson rg 7, tackled by 64
 2- 21 Johnson rg 10, stopped by 84
 1- 31 Heck lg 2, stopped by Parker
 2- 33 Wilson le 11 yards, -15 penalty clipping against Wak
 1- 25 Wilson pass intercepted by Stetter on 45 returned 1

UVA 1- 28 Davis pass complete to Quayle 19, tackle by Atkinson
 2- 9 Davis pass incomplete
 3- 9 Quayle lt 1, stopped by
 3- 8 Davis pass incomplete
 4- 8 Hill field goal attempt good, from 26 yards out 4:17

VIRGINIA 10 Wake 7
 Hill kick to Wake 3 returned by Buck to 31 for 28 yards,
 tackle by Reeve

Wake 1- 31 Heck middle 2 stopped by 76, 75
 2- 33 Heck le 7, stopped by
 3- 40 Johnson rg 3, stopped by 65, 76
 1- 43 Hauswald rt 2, stopped by 84
 2- 45 Wilson le 2, Hammer tackle
 3- 47 Johnson le 5, Ropeck tackle, and Lockwood
 4- 48 Johnson rt 6m Croft tackle
 1- Johnson rt from the 42 for 12, ~~55~~
 1- 30 Wilson le 7, stopped by Lockwood
 2- 23 Johnson rt 3
 3- 20 Wilson pass incomplete
 4- 20 George field goal attempt good 6:22 37 yards

VIRGINIA 10 Wake 10

Second Quarter(continued)

George kicked to the five returned by Quayle 38 yards to the 43,
fumbled, recovered by Harper,

Wake 1- 43 Wilson pass complete to Hauswald for 28 yards

HALFTIME: UNIVERSITY OF VIRGINIA 10 Wake Forest 10

CROWD: 17,000

FLASH FOOTBALL STATS

Quick Halftime and After Game Reports of Vital Team Statistics and Individual Leaders

HALFTIME

← Circle One →

FINAL

TEAM STATISTICS

| | VA. | WAKE |
|---|----------|----------|
| First Downs | 7 | 9 |
| Rushing Yardage (Net) | 42 | 145 |
| Passing Yardage (Net) | 102 | 63 |
| Passes (Completions-Attempts) | 5 - 14 | 3 - 10 |
| Passes Intercepted by | 1 | 1 |
| Fumbles (Number-Average) | 4 - 35.2 | 5 - 38.2 |
| Fumbles Lost | 1 | 0 |
| Yards Penalized | 15 | 35 |

INDIVIDUAL LEADERS

VA.

WAKE

| RUSHING | Att'd | Net Yards | Avg. |
|-----------|-------|-----------|------|
| DAVIS | 2 | 12 | 6.0 |
| QUAYLE | 7 | 24 | 3.4 |
| SEEMULLER | 3 | 6 | 2.0 |

| RUSHING | Att'd | Net Yards | Avg. |
|------------|-------|-----------|------|
| J. JOHNSON | 15 | 77 | 5.1 |
| HECK | 8 | 29 | 3.6 |
| HAUSWALD | 5 | 11 | 2.2 |

| PASSING | Att'd | Compl. | Net Yards |
|---------|-------|--------|-----------|
| DAVIS | 14 | 5 | 102 |

| PASSING | Att'd | Compl. | Net Yards |
|---------|-------|--------|-----------|
| WILSON | 10 | 3 | 63 |

| PASS RECEIVING | No. Rec'd | Net Yards | Per YD |
|----------------|-----------|-----------|--------|
| CARRINGTON | 1 | 19 | |
| POATES | 1 | 17 | |
| QUAYLE | 2 | 54 | 1 |
| KEMP | 1 | 32 | |

| PASS RECEIVING | No. Rec'd | Net Yards | Per YD |
|----------------|-----------|-----------|--------|
| JOHNSON | 1 | 12 | |
| Henry | 1 | 23 | 1 |
| HAUSWALD | 1 | 28 | |

THIRD QUARTER VIRGINIA 10 Wake 10 Wake will kick, defending the South goal, George kick to end zone, no return.

| | | | |
|------|----|----|--|
| UVA | 1- | 20 | Quayle lt 5, tackle by Atkinson |
| | 2- | 25 | Quayle -2, clip against Virginia, -10 |
| | 2- | 10 | Davis pass complete to Carrington 17, Harper tackle |
| | 3- | 27 | Davis pass intercepted by Williams, no return |
| Wake | 1- | 34 | Heck lg 5, tackle |
| | 2- | 29 | Johnson middle 4, Hammer tackle |
| | 3- | 25 | Wilson lg 7, tackle by Popeck |
| | 1- | 17 | JOHNSON fumble recovered by Borchers, no return |
| UVA | 1- | 23 | Jarvis rg 2, tackled by Williams |
| | 2- | 25 | Davis rg 3, tackled by Williams |
| | 3- | 28 | Davis pass complete to Quayle -4, tackled by Williams |
| | 4- | 24 | Hill kick to Atkinson at Va. 47, no return |
| Wake | 1- | 47 | Hauswald lg 1, Lockwood(W.) tackle |
| | 2- | 46 | Wilson pitch dropped and recovered by Hammer 2 yd. ga |
| UVA | 1- | 45 | Quayle rt 4, tackle by |
| | 2- | 49 | Davis pass complete to Poates 5, tackle by Baker |
| | 3- | 48 | Quayle lt ng, |
| | 4- | 46 | Hill kick to Wake 20 no return by Baker, 27 yard punt |
| Wake | 1- | 20 | Hauswald rt 12, stopped by 26, 64 |
| | 1- | 30 | Hauswald lg 3, |
| | 2- | 33 | Heck lg 1, stopped by Lockwood |
| | 3- | 34 | Wilson 6 rt |
| | 4- | 40 | Heck 7 c |
| | 1- | 47 | Heck lg -1, tackle by Parker, Lockwood |
| | 2- | 46 | Wilson lg ng, Constantine and Hammer tackle |
| | 4- | 46 | Buck kick to VA 3 returned by Stetter 7, tackle by Decker, 49 yard punt |
| UVA | 1- | 10 | Quayle c 5 |
| | 2- | 15 | -5 against Wake |
| | 1- | 20 | Quayle rg 3, tackle by George |
| | 2- | 23 | Davis pass complete to Poates 19, tackle by Baker |
| | 1- | 42 | Quayle rt 22 -15 against Virginia |
| | 1- | 27 | Davis pass intercepted by Atkinson, returned from the 44 to the 32 for 12 yards, stopped by Carrington |
| Wake | 1- | 32 | Wilson c 2, |
| | 2- | 30 | |

END OF THIRD QUARTER VIRGINIA 10 Wake 10

FOURTH QUARTER VIRGINIA 10 Wake 10

WAKE 2- 30 Heck fumble. Popeck recovered
 UVA 1- 30 Quayle pass complete from Davis, tackle by George for 9 yards
 2- 39 Quayle lg 5, tackle by George
 1- 44 Davis pass broken up by Steutzer
 2- 44 Davis pass complete to Kemp 35
 1- 21 Jarvis ng 35
 2- 21 Davis lg 21 TD 12:15

PAT Hill kick good VIRGINIA 17 Wake 10
 Hill kick to Wake 5 returned by Johnson to 29

Wake 1- 29 Johnson rt 5 Hammer tackle
 2- 34 Hauswald lg 2 Parker tackle
 3- 35 Wilson lg 9 Hammer tackle
 1- 44 Hauswald rt 2
 2- 46 Hauswald lg 2 fumble recovered by Harris

VIRGINIA 1- 44 Quayle lg 2
 2- 43 Davis pass incomplete
 3- 43 Davis lg 2 Halverson
 4- 49 Hill kick to Wake 3, no return, Seemuller downed 22 45 yard punt

Wake 1- 3 Heck lg 3 Hammer tackle
 2- 6 Johnson rt 5
 3- 9 Wilson lg 4, tackle by Hammer
 1- 13 Wilson fumble, recovered by Bryan

UVA 1- 16 Davis rt 3, tackle by Hensley
 2- 18 Quayle lg 10 5:20

PAT Hill kick good VIRGINIA 24 Wake 10
 Hill kick to end zone returned by Buck to 23

Wake 1- 23 Erickson pass intercepted by Lookwood returned 7 to 10

UVA 1- 30 Seemuller lg 3 -15 against VA holding
 1- 45 Quayle lg 3, tackled by Williams
 2- 42 Davis pass complete to Carrington 23, tackle by Bryan
 1- 19 Davis pass broken up by Atkinson -15 holding a. against VA
 2- 36 Quayle fumble, recovered by Steutzer

Wake 1- 30 Erickson pass complete to Hauswald 60 stopped by Lookwood
 2- 10 Erickson pass incomplete
 2- 10 Erickson rt 5
 3- 5 Erickson lg ng, stopped by MacGregor, Lookwood
 4- 5 Erickson pass incomplete

UVA 1- 5 Seemuller lg 2
 2- 6 Seemuller lg 2
 3- 10 Davis lg 4
 4- 9 Hill punt to VA 45 no return by Lookwood 45 yard punt

Wake 1- 46 Erickson incomplete pass dropped (tackle) by Bryan recovered by Bryan

UVA 1- 47 Seemuller lg 2

CLEMSON UNIVERSITY VS. UNIVERSITY OF VIRGINIA
CLEMSON MEMORIAL STADIUM
SEPTEMBER 24, 1966

GAME OFFICIALS:

Referee--Bill Shipley (Univ. of Baltimore)
Umpire--Fritz Turner (Univ. of South Carolina)
Linesman--Julian Melendez (Univ. of North Carolina)
Field Judge--Ralph Stout, Jr. (N. C. State)
Back Judge--Bill Davis (Duke)
Clock Operator--Hugh Martin (Erskine)

Weather Conditions:

Temperature--78 degrees

Wind--SW 7mph

Humidity--63 %

219
159
378

FINAL INDIVIDUAL FOOTBALL STATISTICS

CLEMSON

RUSHING

| Player | Att. | Gain | Loss | Net |
|------------|------|------|------|-----|
| Gore | 25 | 120 | 3 | 117 |
| RUFFNER | 4 | 10 | 0 | 10 |
| ADDISON | 3 | 4 | 4 | 0 |
| B. CRAIG | 1 | 3 | 0 | 3 |
| J. JACKSON | 3 | 14 | 5 | 9 |
| MOOR | 2 | 20 | 0 | 20 |

PASSING

| Player | Att. | Compl. | Intc. | Yds. |
|------------|------|--------|-------|------|
| ADDISON | 19 | 12 | 0 | 283 |
| Armons | 1 | 0 | 0 | 0 |
| J. Jackson | 1 | 1 | 0 | 32 |

PASS RECEIVING

| Player | No. | Yds. | TD |
|------------|-----|------|----|
| W. Bell | 6 | 120 | 1 |
| P. Rogers | 4 | 93 | 1 |
| McGee | 2 | 27 | 0 |
| J. Jackson | 1 | 75 | 1 |

PUNTING

| Player | No. | Avg. | Player | No. | Yds. |
|----------|-----|------|------------|-----|------|
| BARFIELD | 1 | 46.0 | RUFFNER | 1 | 20 |
| | | | J. JACKSON | 4 | 69 |

KICKOFF RETURNS

PUNT RETURNS

| Player | No. | Yds. | Player | No. | Yds. |
|---------------------|--------------|-----------------|--------|-----|------|
| BARFIELD | 1 | 46.0 | Marion | 1 | 3 |
| LIBERATORE | 3 | 74 | | | |

PASS INTERC.

VIRGINIA

RUSHING

| Player | Att. | Gain | Loss | Net |
|-----------|------|------|------|-----|
| Davis | 7 | 40 | 0 | 40 |
| Quayle | 9 | 20 | 9 | 11 |
| C. Jarvis | 12 | 53 | 0 | 53 |
| Seemiller | 6 | 17 | 4 | 13 |

PASSING

| Player | Att. | Compl. | Intc. | Yds. |
|--------|------|--------|-------|------|
| DAVIS | 48 | 26 | 1 | 312 |

PASS RECEIVING

| Player | No. | Yds. | TD |
|------------|-----|------|----|
| Carrington | 10 | 113 | 0 |
| Quayle | 7 | 103 | 2 |
| C. Jarvis | 3 | 46 | 0 |
| Poates | 3 | 31 | 0 |
| Kemp | 1 | 7 | 0 |
| Seemiller | 1 | 8 | 0 |
| Anderson | 1 | 4 | 0 |

PUNTING

| Player | No. | Avg. | Player | No. | Yds. |
|--------|-----|------|---------|-----|------|
| KEMP | 2 | 38.0 | QUAYLE | 5 | 95 |
| Hill | 2 | 44.5 | POATES | 1 | 20 |
| | | | STETTER | 1 | 22 |

KICKOFF RETURNS

PUNT RETURNS

| Player | No. | Yds. | Player | No. | Yds. |
|--------|-----|------|--------|-----|------|
| QUAYLE | 1 | 9 | | | |

PASS INTERC.

CLEMSON LINEUPS

Offense:

LE: W. Bell, Abrams, ~~W. Bell~~
 LT: Keys, Lhotsky, ~~Keys~~
 LG: Olaszewski, Cropp, ~~Wardell~~
 C: Hostetler, Milligan, J. L. Jackson, ~~Hostetler~~
 RG: Pauciolo, Arthur, ~~Pauciolo~~
 RT: Mass, Cagle, ~~Mass~~
 RE: McGee, Katana, ~~McGee~~
 QB: Addison, Ammons, ~~Addison~~
 PK: P. Rogers, F. Kelley, ~~P. Rogers~~
 TE: Gore, J. J. Jackson, Hook, ~~Gore~~ **WALKER**
 TB: Ruffner, B. Craig, Michael, ~~Ruffner~~ **WALKER**

Defense:

LE: Wade, Hudson, ~~Wade~~
 LT: P. Rogers, Locklair, Childers
 LBS: Ware, Burnett, Mullin, ~~Ware~~
 RG: Tompkins, Gunnels, Helene
 RLB: Catoe, Cookfield, Turpin, ~~Catoe~~
 RT: McElmurray, Garick, ~~McElmurray~~
 RE: Branton, Duerforth, ~~Branton~~
 LG: Page, Werner, ~~Page~~
 IS: A. Craig, K. Jackson, ~~A. Craig~~
 HS: Marion, ~~Marion~~
 RC: Liberatore, Rayburn, ~~Liberatore~~

VIRGINIA LINEUPS

Offense:

Defense:

LE: Anderson, Montgomery
 LT: P. Lockwood, Wood
 LG: M. Jarvis, Shelly
 C: McWilliams, Jones
 RG: Buchanan
 RT: Copeland, Rogers
 RE: Carrington
 QB: Davis, Annetie
 TE: Quayle, Saemiller, ~~Quayle~~
 FB: C. Jarvis, Paucoski
 HB: Poates, Kemp
 SF: Hill

LE: Yewlsiak, ~~Yewlsiak~~
 LT: Parker, ~~Parker~~
 LBS: MacGregor, Bryan
 RG: Popsok, Constantine, ~~Popsok~~
 RLB: ~~Harmer~~
 RT: Harris, Brand
 RE: Graft, Hopps
 LG: Berchard, ~~Graft~~
 IS: Morgan, Ravea
 HS: Stetter
 RC: B. Lockwood, Klingensmith

Score by periods:

| | 1 | 2 | 3 | 4 | |
|----------|----|----|----|----|----|
| Virginia | 7 | 14 | 14 | 0 | 35 |
| Clemson | 12 | 6 | 0 | 22 | 40 |

Scoring:

CL P. Rogers 37, pass from Addison (Kick failed); VA Davis 6, rush (Hill kick); CL Gore 2, rush (Kick failed); CL Liberatore 68 punt return (kick failed); VA Quayle 36, pass from Davis (Hill kick); VA Davis 11, rush (Hill kick); VA Davis 1, rush (Hill kick); VA Quayle 27, pass from Davis (Hill kick); CL W. Bell, 11, pass from Addison (Addison run); CL J. Jackson, 2 rush (Walker kick); CL J. Jackson 75, pass from Addison (Walker kick)

Records broken or tied by Bob Davis of Virginia: These are Atlantic Coast Conference marks for a single game

Most passes attempted: 48 Old Record 43 set by Thomas Ray of Clemson vs. North Carolina Nov. 6, 1965

Most passes completed: 26 Old Record 24 set by Scotty Glacken of Duke vs. Georgia Tech, Oct. 31, 1964

TIED

Most TD Responsibility: 5 Ties old record held by Bob Davis (Virginia) vs. Maryland Nov. 20, 1965 (Davis passed for 2 scores and ran for 2 today)

In the Maryland game he scored 1 and passed for 4

Davis passing yardage today was 312 yards. The ACC mark is 323 held by Thomas Ray of Clemson against North Carolina last year.

Davis was in 55 plays today (48 passes and 7 runs). Davis holds acc record of 58 against Georgia Tech last year.

Clemson's acting captains today, Mike Faciolo and Floyd Rogers, meet with Virginia captains, Ed Carrington and Don Parker, and game officials in the center of the field. Clemson wins the toss and elects to receive. Virginia will defend the east goal.

Braxton Hill kicks off for Virginia. Jackie Jackson takes it on the 11 and returns it 15 yards to the Clemson 26.

1-10 Cl 26 Gore around right end for 14. First Down Rush (Morgan)

1-10 Cl 40 Gore up the middle for 4. (Croft and Harris)

2-6 Gore around left end for 22 (First Down Rush) (Stetter)

1-10 Vg 34 Addison around right end for a loss of 3 (Borchers)

2-23 Addison passes 37 yards to Phil Rogers for a Touchdown. First Down Pass 2:56

Barfield's extra point is wide to the right. Clemson 6 Virginia 0

Barfield kicks off for Clemson. Taken by Quayle on the 11 and returned 20 yards to the 31. PENALTY-15 yards ag. Clemson for face mask.

1-10 Vg 45 Davis passes incomplete to Poates (Page covers)

2-10 Davis passes complete to Quayle for yards. Quayle fumbles and recovers by McElmurray on the Virginia 33. 10:55 Cates made tackle. 11 yd. fumble

1-10 Vg 33 Gore off left side for 3.

2-7 Gore fumbles and recovered by Croft for a loss of 1.

1-10 Vg 39 Jarvis for 1 (Branton)

2-9 Davis passes complete to Anderson (Liberatore)

3- Davis passes complete to Carrington for 10 (Page) First Down Pass

1-10 Vg 44 Quayle off RT for 2 (Rogers)

2-8 Davis passes complete to Carrington for 2 (Page and Cates) First Down Pass

1-10 Cl 30 Quayle loses 3 (Cates) 8:12

2-13 Davis passes incomplete to Poates (Liberatore covers)

3-13 Davis passes complete to Jarvis for 25 (Gunnels) First Down Pass

1-6 Cl 7 Quayle up the middle for 1 (Gunnels and Cates)

2-6 Cl 6 Davis around right end for 6 yards and Touchdown 6:44

Hill kicks extra point: Clemson 6 Virginia 2

Hill kicks off. Jackson takes on the 15 and returns to the 32.

1-10 Cl 32 Ruffner off RG for 3 (Hammer and Harris)

2-7 Addison passes complete to Bell for 13 (Harris and Lockwood) First D. Pass

1-10 Cl 48 Gore off LG for 3 (Hammer) PENALTY-15 yds. ag Vg. for face mask F. D. Penalty

1-10 Vg 34 Addison passes incomplete to Rogers (Borchers covers)

2-10 Ruffner around left end for 2 (Lockwood and Yesisiak)

3-8 Addison passes complete to McGee 13 (Stetter) First Down Pass

1-10 Vg 19 Gore around left end for 8 (Stetter)

2-2 Gore up the middle for 0 (MacGregor)

3-2 Gore off RT for 5 (Stetter and Parker) First Down Rush

1-6 Vg 7 Gore around RE for 4 (Lockwood and Morgan)

2-6 Ruffner up middle for 2 (MacGregor)

3-6 Gore off RT for 2 and Touchdown 1:03

Barfield's extra point wide to right: Clemson 12 Virginia 2

First Quarter (con't)

Barfield kicks off for Clemson. Stetter takes in the end zone and returns to the 22 (Ware)

1-10 Vg 22 Davis passes incomplete to Foates (Liberators)

2-10 Quayle up middle for 1 yd. loss (Rogers)

End of First Quarter: Clemson 12 Virginia 2

And Quarter

3-11 Vg 21 Davis passes incomplete to Carrington (Cates covers)
 4-11 Hill punts 45 yards; Liberatore takes on the Cl 44 and returns it 66 yards for a Touchdown:

5 yd penalty ag Clemson for too much time
 Barfield's extra point attempt is wide right Clemson 18 Virginia 7

Barfield kicks off for Clemson. Quayle takes on the 9 and returns it 19 yds to the Vg. 28 (Garret tackle)

1-10 28 Quayle around left end for 5 (Luzzi)
 2-5 Davis passes complete to Peates for 0 (Burzett)
 3-5 Davis passes complete to Jarvis for 3 (Mullen)
 4-2 Hill punts 44 yds. Liberatore takes on the 20 and returns 12 yds. to the Cl 32
 12:17

1-10 Cl 32 B. Craig up middle for 3 (Hammer)
 2-7 Jackson around left end; Penalty-5 yds ag Clemson for illegal motion
 3-12 Jackson around right side for 2 (Hammer and Popeck)
 3-19 Ammons incomplete to Abrams (Stetter cover)
 4-10 Barfield punts 46 yds. Taken by Quayle on the 22 and returns it 9 yds to the 31

1-10 Vg 31 Davis passes complete to Peates for 9 (Liberatore)
 2-1 Jarvis up middle for 3 (McElmurray) First Down Rush

1-10 Vg 44 Davis passes incomplete to Anderson (F. Rogers knocks down)
 2-10 PENALTY-5 yds against Vg. for off sides
 2-15 Davis passes incomplete to Anderson (Page covers) 9:27
 3-15 Davis passes complete to Jarvis for 18 (Liberatore and Marion) First Down Pass

1-10 Cl 43 Davis passes incomplete to Kemp (Page and Craig cover)
 2-10 Davis passes incomplete to Peates (Page covers)
 3-10 Davis passes complete to Kemp for 7 (Page)
 4-3 Davis passes complete to Quayle for 36 yards and TD 8:21 First Down Pass

Hill kicks extra point; Clemson 18g Virginia 14

Hill kicks off for Virginia. Taken by Jackson on the 10 and returns it 16 yards to the Cl 26

1-10 Cl 26 Gore fumbles. Facicola recovers for a gain of 1
 2-9 Gore around 12 yards for 12. Harris tackles and Gore fumbles. (Recovered Popeck)

1-10 Cl 46 Davis loses 6 (Locklair)
 2-16 Davis passes incomplete to Jarvis (Mullen covers)
 3-16 Davis passes complete to Quayle for 3 (Mullen)
 4-13 Davis passes over middle to Carrington for 15 (Luzzi) First Down Pass

1-10 Cl 28 Davis passes incomplete to Anderson. PENALTY-15 yards against Virginia for interfer.
 2-25 Davis passes ~~incomplete~~ incomplete to Anderson (Page)
 3-25 Davis passes complete to Carrington for 19 (Luzzi and Liberatore)
 4-6 Davis keeps around left end for 7 (Liberatore) FIRST DOWN RUSH 4:29

- 1-10 Cl 17 Davis passes complete to Quayle for 6 (Page)
 2-4 Davis around left end for 11 and Touchdown FIRST DOWN RUSH
- Bill kicks extra point: Clemson 18 Virginia 21
- Bill kicks off for Virginia. Taken by Ruffner on the 15 and returns through 35 (20 yds) Touchdown
- 1-10 Cl 35 Ruffner off RT for 3; Fumbles and recovered by Yawlsiak 3:20
- 1-10 Cl ~~36~~³⁷ Davis passes incomplete to Postes (Liberators covers, also Marlow)
 2-10 Davis passes complete to Quayle for 6 (Ware)
 3-4 Davis passes complete to Carrington for 3 (Craig)
 4-1 Davis around left end --passes incomplete to Kemp (Liberators covers) 2:01
- 1-10 Cl 28 Gore around right end for 4 (Hammer and Harris)
 2-6 Gore tackled in the backfield for a loss of 1 (Popeck) 1:13
 3-7 Ammons passes incomplete to J. Jackson (Yawlsiak and Lockwood)
 PENALTY-15 yds ag. Vg. for defensive holding FIRST DOWN PENALTY
- 1-10 Cl 46 Addison passes complete to Hayes for 14 (MacGregor) FIRST DOWN PASS
- 1-10 Vg ~~36~~³⁷ Addison passes complete to W. Bell for 17 (Stetter and Klingensmith) F. D. PASS
- 1-10 Vg ~~38~~³⁹ Gore around right end for 9 (MacGregor)
 2-1 Addison passes incomplete to Bell (Stetter)
 3-1 Addison keeps for 4 (Borchers) FIRST DOWN RUSH

End of First Half. Clemson 18 Virginia 21

FLASH FOOTBALL STATS

Quick Halftime and After Game Reports of Vital Team Statistics and Individual Leaders

HALFTIME

← Circle One →

FINAL

TEAM STATISTICS

| | CLEMSON | VIRGINIA |
|---|---------|----------|
| First Downs | 10 | 9 |
| Rushing Yardage (Net) | 105 | 26 |
| Passing Yardage (Net) | 94 | 168 |
| Passes (Completions-Attempts) | 5-10 | 17-29 |
| Passes Intercepted by | 0 | 0 |
| Punts (Number-Average) | 1-46.0 | 2-44.5 |
| Fumbles Lost | 3 | 1 |
| Yards Penalized | 25 | 50 |

INDIVIDUAL LEADERS

CLEMSON

| RUSHING | Att'd | Net Yards | Avg. |
|---------|-------|-----------|------|
| GORE | 16 | 89 | 4.9 |
| RUFENER | 4 | 10 | 2.5 |

| PASSING | Att'd | Compl. | Net Yards | Int'd |
|---------|-------|--------|-----------|-------|
| ADDISON | 9 | 5 | 94 | 0 |
| HARRIS | 1 | 0 | 0 | 0 |

| PASS RECEIVING | No. Rec'd | Net Yards | Fcr TD |
|----------------|-----------|-----------|--------|
| P. ROGERS | 1 | 37 | 1 |
| W. BELL | 2 | 30 | 0 |
| MSGEE | 2 | 27 | 0 |

VIRGINIA

| RUSHING | Att'd | Net Yards | Avg. |
|---------|-------|-----------|------|
| DAVIS | 3 | 24 | 8.0 |
| QUAYLE | 6 | -2 | - |

| PASSING | Att'd | Compl. | Net Yards | Int'd |
|---------|-------|--------|-----------|-------|
| DAVIS | 29 | 17 | 168 | 0 |

| PASS RECEIVING | No. Rec'd | Net Yards | Fcr TD |
|----------------|-----------|-----------|--------|
| CARRINGTON | 5 | 71 | 0 |
| QUAYLE | 5 | 42 | 1 |
| JARVIS | 3 | 46 | 0 |

3rd Quarter

Virginia will receive/ Clemson will defend the west goal

Barfield kicks out of bounds on the Vg 17. 5 yards penalty against Clemson

Barfield kicks off for Clemson. Taken by Quayle on the 16 and returned 17 yards to the 33 (Branton and Liberatore)

1-10 Vg 33 Jarvis off LG for 5 (Branton
2-5 Quayle around right end for 9 (Liberatore and McElmurray) FIRST DOWN RUSH

1-10 Cl 48 Jarvis up the middle for 3 (Catee)
2-7 Jarvis up the middle for 17 (Page) First Down Rush 12:29

1-10 Cl 28 Jarvis off left side for 2 (Branton and Gunnels)
2-8 Davis passes complete to Carrinton for 11 (Page and Catee) FIRST DOWN PASS

1-10 Cl 15 Quayle off left side for 0 (Childers)
2-10 Davis around left end for 3 (Ducworth)
3-7 Davis around right end--passes incomplete to Anderson (broken up by Marion)
4-7 Hill misses 29 yard field goal 10:13

1-10 Cl 20 Gore around right end for 6 (Hammer and MacGregor)
2-4 Gore around left end for 6 (Yewisiak) FIRST DOWN RUSH

1-10 Cl 32 Gore up the middle for 7 (Stetter)
2-3 Addison fumbles; recovered by Pepek 1 yard loss 8:19

1-10 Cl 38 Quayle around left end for 4 (Ware)
2-6 Davis around right end for 10 (Run out of bounds by Ware and Marion)

1-10 Cl 24 Jarvis off the left side for 6 (Ducworth)
2-4 Jarvis off RG for 4 (Catee and Rogers) FIRST DOWN RUSH

1-10 Cl 14 Davis passes incomplete to Anderson (Liberatore)
2-10 PENALTY-5 yards against Virginia for too much time
2-15 Davis passes complete to Carrington for 9 (Page and Craig)
3-6 Davis off left side for 3 (Gunnels)
4-3 Davis passes complete to Carrington for 6 (Craig) FIRST DOWN PASS

1-G Cl 1 Davis keeps for Touchdown 4:22

Hill kicks extra point: CLEMSON 18 VIRGINIA 28

Hill kicks off for Virginia. Ruffner touches ball and goes out of bounds on the Clemson 24

1-10 Cl 24 Gore ~~XXXXXXXXXXXX~~ fumble s and recovered by Harris on the 24

1-10 Cl 24 Jarvis off LG for 2 (Marion and Ware)
2-8 Davis passes complete to Anderson for 5: Penalty 5 yards against Vg for motion
2-13 Davis passes complete to Quayle for 27 yards--Touchdown 3:06

Hill kicks extra point; Clemson 18 Virginia 35

Hill kicks off for Virginia. Taken by Jackson on the 8 and returns it 19 yds to the 27

1-10 Cl 27 Addison passes complete to Bell for 16 (Lockwood and Stetter) FIRST DOWN PASS

1-10 Cl 43 Addison passes complete to Rogers for 13 (Morgan) FIRST DOWN PASS

1-10 Vg 44 Core off LP for 1 (Macgregor)

2-9 Addison passes incomplete to McGee

3-9 Addison pitches back to J. Jackson who throws 32 yards to Rogers (Stetter)
FIRST DOWN PASS

1-20 Vg 11 Addison passes incomplete to McGee (Morgan covers)

2-10 Addison passes complete to W. Bell for Touchdown and First Down Pass 12

Addison runs around right, cuts back and makes two point conversion on run

CLEMSON 26 VIRGINIA 14

Barfield kicks off for Clemson. Taken by Quayle on the 11 and returns it 21 yards to the Virginia 33 (Cookfield)

1-10 END OF THIRD QUARTER: CLEMSON 26 VIRGINIA 14

4th Quarter

- 1-10 Va 33 Seemuller up middle for 3 (Locklair)
2-7 Davis passes complete to Seemuller for 8 FIRST DOWN PASS
- 1-10-Va 44 Seemuller up middle for 3 (Ducworth)
2-7 Davis passes incomplete to Seemuller (Kit Jackson)
3-7 Seemuller on draw for 1 (Luzzi) FIRST DOWN RUSH
- ~~1-10~~ 1-10 Va 43 Penalty-5 yards against Virginia for illegal motion
1-15 Seemuller around left end for 2 yard loss (Luzzi and Turpin)
2-17 Davis around right end--passes incomplete to Carrington (Turpin good play)
3-17 Seemuller up middle for 1 (Childers and Tompkins)
4-16 Kemp punt 37 yards; taken on 13 by Liberatore and returns it 16 yards to 29
Penalty 15 yards against Clemson for personal foul
- 1-25-C1 14 Gore around left end for 6 (Lockwood)
2-19 Addison passes complete to W. Bell for 17 (Lockwood)
3-2 Gore off RT for 2 (Morgan)
1-10-C1 40 Addison passes incomplete to Rogers (Stetter)
2-10 Addison passes to W. Bell--interference against Virginia -- 11 yard penalty
FIRST DOWN PENALTY
- 1-10 Va 49 Gore off XE RT for 1 (Bryan)
2-9 Addison passes complete to W. Bell for 46 yards (Stetter)
- 1-10 Va 2 Jackson off RG for Touchdown 7:37
Walker extra ppoint good Clemson 33, Virginia 35
- Barfield kicks off for Clemson Taken by Quayle on the 12 and returns it 17 yards to the 29 (Ducworth)
- 1-10 Va 29 Jarvis up middle for 2 (Ware and Gunnels)
2-8 Davis completes to Poates for 22 (Marion) First down pass (6:38
- 1-10 C1 46 Seemuller caught behind the line by Rogers for loss of 2
2-12 Davis passes incomplete to Anderson (Page and Craig)
3-12 Jarvis up the middle on a draw for 9 (Rogers and Turpin)
4-3 Kemp punts 39 yards into the end zone 5:04
- 1-10 C1 20 Gore around right end for 1 yard loss (MacGregor and Klingensmith)
2-11 Addison passes complete to Rogers Penalty 5 yards against Clemson for illegal pro
2-16 Addison passes complete to Rogers for 11 (Stetter)
3-5 Addison passes 75 yards to J. Jackson for TD 3:49 First Down Pass
- Walker kicks extra point: Clemson 40 Virginia 35

4th Quarter (con't)

Barfield kicks off for Clemson; taken by Peates on the 4 and returns it 20 yards to the 24 (Peates and Duerworth)

1-10 24 Davis passes incomplete to Carrington (Page covers)
2-10 Davis passes complete Carrington for 10 yards (Crain and Turpin)

1-10 Vg 34 Davis passes incomplete to Carrington (Page)
2-10 Davis passes incomplete to Anderson (Craig)
3-10 Davis passes complete to Carrington for 15 (Turpin and Marion) First Down Pass

1-10 M 50 Davis passes incomplete to Carrington (Marion)
2-10 Davis passes complete to Quayle for 36 (Liberators) FIRST DOWN PASS

1-10 Cl 14 Davis around right end for 0 (Burnett)
2-10 Davis pass intercepted by Marion after by Tompkins blocked; 5 yd. inter. return
1:49

1-10 Cl 20 Jackson for 12 FIRST DOWN RUSH (Klingensmith)

1-10 Cl 32 Jackson caught behind line by Parker for a loss of 5
2-15 PENALTY-5 yds. against Clemson for too much time
2-20 Heek around right end for 18 (Yewisiak)
3-2 Heek around left end for 2 (Yewisiak and Stetter) short of first down

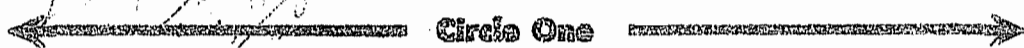
END OF BALL GAME FINAL SCORE: CLEMSON 40 VIRGINIA 35

WHOPPEE MERCY

FLASH FOOTBALL STATS

Quick Halftime and After Game Reports of Vital Team Statistics and Individual Leaders

HALFTIME



FINAL

TEAM STATISTICS

| | CLEMSON | VIRGINIA |
|---|---------|----------|
| First Downs | 21 | 22 |
| Rushing Yardage (Net) | 159 | 117 |
| Passing Yardage (Net) | 315 | 312 |
| Passes (Completions-Attempts) | 13-21 | 26-48 |
| Passes Intercepted by | 1 | 0 |
| Points (Number-Average) | 1-16.0 | 4-41.3 |
| Fumbles Lost | 5 | 1 |
| Yards Penalized | 55 | 76 |

INDIVIDUAL LEADERS

CLEMSON

VIRGINIA

| RUSHING | Att'd | Net Yards | Avg. |
|--------------|-------|-----------|------|
| GOBE | 25 | 117 | 4.7 |
| RUFFER | 4 | 10 | 2.5 |
| Hook | 2 | 20 | 10.0 |
| JACKSON (J.) | 3 | 9 | 3.0 |

| RUSHING | Att'd | Net Yards | Avg. |
|---------|-------|-----------|------|
| JARVIS | 19 | 53 | 4.8 |
| DAVIS | 7 | 40 | 5.7 |
| QUAYLES | 9 | 11 | 1.2 |

| PASSING | Att'd | Compl. | Net Yards |
|---------|-------|--------|-----------|
| ADDISON | 19 | 12 | 283 |
| AMMONS | 1 | 0 | 0 |

| PASSING | Att'd | Compl. | Net Yards |
|---------|-------|--------|-----------|
| DAVIS | 48 | 26 | 312 |

| PASS RECEIVING | No. Rec'd | Net Yards | For TD |
|----------------|-----------|-----------|--------|
| P. ROGERS | 4 | 93 | 1 |
| W. Bell | 6 | 120 | 1 |
| M. Lee | 2 | 27 | 0 |
| J. JACKSON | 1 | 75 | 1 |

| PASS RECEIVING | No. Rec'd | Net Yards | For TD |
|----------------|-----------|-----------|--------|
| CARRINGTON | 10 | 113 | |
| QUAYLE | 7 | 103 | 2 |
| JARVIS | 3 | 46 | |

POSTGAME quotes by FRANK HOWARD;

"I don't think I've ever seen a Clemson team come back like that group of gentlemen today."

"That Addison is a gutsy little boy. We had to strap his arm up at halftime and I don't see how he come back like that."

"How you like my schoolboy kicker(Doug Walker) He come in there after Barfield had that trouble(missed 3 PAT s in row) and stuck it between the goal."

"I didn't think they would score on us frankly, but they did and we did too and I'm ~~REPEATEDLY~~ happy about the whole thing."

"I think Blackburn does a heck of a job with the material he's got up there at Virginia. They hit you hard and come to play."

"My defense started off awful slow, but they improved and were hitting hard at the end."

~~THEY~~ The ~~WAS~~ prettiest play of the day was that one down there at the goal line right at the end. (by Phil Marlen)

"We knew that we were fumbling a lot. Virginia didn't hit us hard ~~enough~~ enough to make us fumble. We ~~did~~ did it on our own."

"People say this is a good team, but we got so x awful much to get them right. We ain't gonna be able to score that ~~many~~ many points(40) against some of these other teams."

BLACKBURN QUOTES

It was a toughie....you can't lose one like that and think anything else.We've pulled out a few, and I know the other side of the coin it was as tough a loss as we have ever had.

Still thought we could win it even after they scored to go ahead, but most of all, they (the boys) felt that they could win.

We had prepared FORTHEN to pass, they did alot last year and we knew it.

I am excited because of the game, but the officials will come under very close scrutiny in our films, I was upset at the half and the 2nd half was - well.. I could be wrong, and if I am, I will say so after we look at the films.

Our kids honestly felt that they were going to win before the game ever started. They played that way.

There is no such thing as a moral victory - its they ones that are on the scoreboard, they are the ones that the boys want to see.

DUKE

vs. VIRGINIA

OCT. 1, 1966

FINAL TEAM FOOTBALL STATISTICS

| | DUKE | VIRGINIA |
|---|-------------|-------------|
| First Downs Rushing | 20 | 6 |
| First Downs Passing | 3 | 5 |
| First Downs by Penalties | 0 | 0 |
| TOTAL FIRST DOWNS | 23 | 11 |
| Number Attempts Rushing | 72 | 27 |
| Yards Gained Rushing | 280 | 89 |
| Yards Lost Rushing | 13 | 15 |
| NET YARDS GAINED RUSHING | 267 | 74 |
| Number Passes Attempted | 12 | 21 |
| Number Passes Completed | 4 | 7 |
| Number Passes Had Intercepted | 1 | 1 |
| NET YARDS GAINED PASSING | 57 | 63 |
| Number Plays Rushing and Passing | 84 | 48 |
| TOTAL OFFENSE YARDAGE | 324 | 137 |
| Number Opponents Passes Intercepted | 1 | 1 |
| NET YARDS INTERCEPTIONS RETURNED | 16 | 7 |
| Number Times Punted | 2 | 6 |
| Number Punts Had Blocked | 0 | 0 |
| PUNTING AVERAGE, YARDS | 32.0 | 30.7 |
| Number Punts Returned | 2 | 0 |
| NET YARDS PUNTS RETURNED | 11 | 0 |
| Number Kickoffs Returned | 1 | 6 |
| NET YARDS KICKOFFS RETURNED | 27 | 101 |
| Number Times Penalized | 4 | 2 |
| TOTAL YARDS PENALIZED | 50 | 20 |
| Number Times Fumbled | 5 | 1 |
| NUMBER OWN FUMBLES LOST | 1 | 1 |

Scoring: DUKE - CALABRESE - 3 RUN, MATHESON PAT FAIL, DEVONSHIRE
5 RUN, MATHESON PAT RUN, CALABRESE 1 RUN, MATHESON
PAT KICK, MATHESON FIELD GOAL 32 yds., MATHESON
FIELD GOAL 33 yds.
VIRGINIA - QUAYLE - 2 RUN, DAVIS - PAT RUN.

Attendance: 10,000

Weather: RAIN

FINAL INDIVIDUAL FOOTBALL STATISTICS

DUKE

RUSHING

| Player | Att. | Gain | Loss | Net |
|------------|------|------|------|-----|
| ORVALD | 14 | 45 | 11 | 34 |
| DEVONSHIRE | 18 | 46 | 0 | 46 |
| CALABRESE | 26 | 89 | 2 | 87 |
| MATHESON | 1 | 5 | 0 | 5 |
| RYAN | 3 | 13 | 0 | 13 |
| CHATHAM | 3 | 9 | 0 | 9 |
| WILSON | 9 | 49 | 0 | 49 |
| HICKLIN | 1 | 4 | 0 | 4 |

PASSING

| Player | Att. | Comp. | Int. | Yds. |
|--------|------|-------|------|------|
| ORVALD | 12 | 4 | 1 | 57 |

PASS RECEIVING

| Player | No. | Yds. | TD |
|------------|-----|------|----|
| DEVONSHIRE | 1 | 20 | 0 |
| DUNAWAY | 1 | 14 | 0 |
| RYAN | 1 | 12 | 0 |
| KIDD | 1 | 11 | 0 |

PUNTING

| Player | No. | Avg. |
|---------|-----|------|
| DUNNWAY | 2 | 30.0 |

KICKOFF RETURNS

| Player | No. | Yds. |
|---------|-----|------|
| DUNNWAY | 1 | 27 |

PUNT RETURNS

| Player | No. | Yds. |
|---------|-----|------|
| DUNNWAY | 1 | 9 |
| BEATH | 1 | 2 |

PASS INTERC.

| Player | No. | Yds. |
|--------|-----|------|
| FAYLE | 1 | 18 |

VIRGINIA

RUSHING

| Player | Att. | Gain | Loss | Net |
|---------------------|------|------|------|-----|
| DAVIS | 6 | 26 | 13 | 13 |
| ANDERSON | | | | |
| QUAYLE | 12 | 39 | 2 | 37 |
| JARVIS | 7 | 19 | 0 | 19 |
| PACZKOSKI | 1 | 3 | 0 | 3 |
| SERINO | 1 | 2 | 0 | 2 |

PASSING

| Player | Att. | Comp. | Int. | Yds. |
|--------|------|-------|------|------|
| DAVIS | 21 | 7 | 1 | 63 |

PASS RECEIVING

| Player | No. | Yds. | TD |
|------------|-----|------|----|
| QUAYLE | 3 | 26 | 0 |
| CARRINGTON | 2 | 20 | 0 |
| ANDERSON | 2 | 17 | 0 |

PUNTING

| Player | No. | Avg. |
|--------|-----|------|
| KEND | 6 | 32.7 |

KICKOFF RETURNS

| Player | No. | Yds. |
|-----------|-----|------|
| QUAYLE | 3 | 54 |
| STETTER | 1 | 28 |
| PACZKOSKI | 1 | 16 |
| JARVIS | 1 | 3 |

PUNT RETURNS

| Player | No. | Yds. |
|---------|-----|------|
| NONE | | |
| SKINNER | 1 | 7 |
| STETTER | 1 | 7 |

PASS INTERC.

PLAYERS WHO PLAYED IN GAME

DUKE

10 Beath
 11 Telge
 15 Davia
 16 Shasby
 19 Orvald
 20 Brannon
 21 Devonshire
 23 Hicklin
 24 Chatham
 28 Matheson
 30 Calabrese
 35 Wilson
 37 Newman
 40 Ryan
 43 Dow
 45 Vann
 46 Padgett
 52 Joseph
 53 Murphy
 54 Goins
 56 Fondren
 60 Edwards
 62 Foyla
 63 Gersbach
 66 Bodkin
 68 Parker
 71 Renneker
 72 Travelstad
 73 Lasky
 80 Kidd
 82 Phipps
 83 Hayes
 86 Dunaway
 87 Serravezza
 88 Weisely
 89 Carter
 92 Hysong

Virginia

~~XXXXXXXXXX~~
~~XXXXXXXXXX~~
 12 Davis
 14 Kemp
 22 Postes
 23 Borchers
 24 Quayle
 26 Stetter
 27 Reeve
 28 Morgan
 29 Lockwood
 33 Paczkoski
 34 Kl'smith
 40 Serino
 44 Jarvis, G.
 51 Brand
 54 Constantine
 55 Jones
 62 Buchanan
 65 McGregor
 66 M. Jarvis
 68 Bryan
 69 Wood
 70 Rogers
 73 Lockwood
 74 Shelly X
 75 Harris
 76 Popeck
 79 Naponick
 80 Yewisiak
 81 Anderson
 83 Hoppe
 84 Croft
 88 Carrington

Duke Vs. Virginia
 October 1, 1966
 Durham, North Carolina

Weather: Field very wet due to heavy rain prior to game. Wind from North east with gusts 15-20 mph. Temperature: 65, Heavy rain. reducing to light rain at game time.

Officials: Referee Jack Lindsay, UNC. Umpire Allen Gaddy, Wake Forest. Linesman M.E. McClenney, Un. ~~XXXXXXXXXXXXXXXXXXXX~~
 Field Judge, Harry Marchant, Un. Back Judge Vaughan Jennings, Un.
 Clock Operator Loring Baker, Clemson.

Virginia wins toss and elects to kick, Duke defends the North goal

Kemp kicks off ~~KE~~ out of bounds, Virginia penalized 5 yds. Kemp kicks again to Dunaway on 17 returns to 44

Duke

- 1-10-44 D Calabrese off LE gain 4
- 2-6-46 D Orvald around RE gain 10
- 1-10-42 V Calabrese off RT gain 4
- 2-6-38 V Orvald fumbles exchange and recovered loss 2
- 3-8-40 V Orvald pass intercepted by stetter return to 40

Vir

- 1-10-40 V Jarvis off RT gain 3
- 2-7-43 V Davis M pass incomplete
- 3-7-43 V Davis pass incomplete
- 4-7-43 V Kemp punts to 30 where it rolls dead

Duke

- 1-10-30 D Orvald around LE gain 4
- 2-6-34 D Devonshire off RT gain 5
- 3-1-39 D Orvald off RG gain 2
- 1-10-41 D Devonshire off RT gain 3
- 2-7-44 D Calabrese off RG gain 7
- 1-10-49 V Devonshire off RG gain 5
- 2-5-44 V Calabrese around RE gain 1
- 3-4-43 V Calabrese around LE loss 2
- 4-6-45 V Dunaway's punt to stetter on 13

Vir.

- 1-10-13 V Jarvis off RG gain 0
- 2-10-13 V Quale off LG loss 2
- 3-12-11 V Davis pass incomplete
- 4-12-11 V Kemp punts to 35

Duke

- 1-10-35 V Calabrese off RG gain 10
- 1-10-25 V Orvald fumble recoved by Yewisiak loss 2

Vir.

- 1-10-27 V Quale around RE gain 4
- 2-6-31 V Davs around LE gain 5
- 3-1-36 V Jarvis off RG gain 3
- 1-10-39 V Quale off RT gain 2
- 2-8-41 V Davis pass incomplete for Quale
- 3-8-41 V Jarvis off RG gain 3
- 4-5-44 V Kemp punts to Dunaway on 25 returns to 34

Duke

- 1-10-34 D Calabrese off RG gain 9
- 2-1-43 D

Duke 0, Virginia 0

2nd Quarter

2-1-43 D Calabrese off RT gain 6
1-10-49 D Devonshire off RG gain 5
2-5-46 V Devonshire off RT gain 8
1-10-38 V Calabrese off RE gain 5
2-5-33 V Devonshire off RT gain 6
1-10-27 V Devonshire off RT gain 4 5
2-5-22 V Orvald off LT gain 3
3-2-19 V Calabrese off LG gain 5
1-10-14 V Calabrese off RG gain 3 Duke penalized 15 for clipping
1-25-24 V Calabrese off LT gain 5
2-0-20 V Orvald pass complete to Ryan gain 12
3-0-8 V Calabrese off RG gain 3
4-5-5 V Calabrese off RG gain 2
1-01-3 V Calabrese off LG gain 0
2-01-3 V Calabrese off RT for TD

Matheson PAT no good

Duke 6, Virginia 0 (7:05 left)

Matheson kicks to Quale who fumbled, duke recovers Padgett

duke

1-10-27 V Devonshire off RT gain 4
2-6-23 V Calabrese off LT gain 2
3-4-21 V Orvald around RE gain 6
1-10-15 V Calabrese off RG gain 4
2-5-10 V Calabrese off Rg gain 2
3-3-9 V Orvald around RE gain 4
1-01-5 V Calabrese off LG gain 0
2-01-5 V Calabrese around RE fumble recoved by Orvald gain 0
3-01-5 V Devonshire off RT for TD

Matheson PAT run good for 2 points

Duke 14, Virginia 0 (2:14 left in half)

Matheson kick to Quale on 7 returns to 23

Vir

1-10-23 V Jarvis carries gain 1
2-9-24 V Davis pass incomplete
3-9-24 V Davis tackled for loss 13 Duke penalized 15 pers. foul
4-7-26 V Kemp punts to Vann fair catch on 47

Duke

1-10-47 D Orvald around RE loss 3
2-13-43 D Orvald pass incomple te for Ryan
3-13-43 D Orvald pass incomplete to Dunaway
4-13-43 D Dunaway punts to 12

Vir.

1-10-12 V Quayle off RG gain 13
1-10-25 V Davis pass intercepted by Foyls of Duke return to 19

Duke

1-10-19 V Matheson fake field goal around RE gain 5
2-5-14 V Newman field goal attemp no good

End of Half

Duke 14, Virginia 0

FLASH FOOTBALL STATS

Quick Halftime and After Game Reports of Vital Team Statistics and Individual Leaders

HALFTIME

← Circle One → FINAL

TEAM STATISTICS

| | DUKE | VIRGINIA |
|---|--------|----------|
| First Downs | 11 | 2 |
| Rushing Yardage (Net) | 147 | 19 |
| Passing Yardage (Net) | 12 | 0 |
| Passes (Completions-Attempts) | 1-4 | 0-6 |
| Passes Intercepted by | 1 | 1 |
| Punts (Number-Average) | 2-38.0 | 4-24.8 |
| Fumbles Lost | 1 | 1 |
| Yards Penalized | 30 | 5 |

INDIVIDUAL LEADERS

DUKE

| RUSHING | Aw'd | Net Yards | Avg. |
|------------|------|-----------|------|
| CALABRESE | 21 | 74 | 3.5 |
| DEVONSHIRE | 9 | 46 | 5.1 |
| DRVALD | 9 | 22 | 2.4 |

| PASSING | Aw'd | Compl. | Net Int'd | Net Yards |
|---------|------|--------|-----------|-----------|
| DRVALD | 4 | 1 | 1 | 12 |

| PASS RECEIVING | No. Rec'd | Net Yards | Fav TD |
|----------------|-----------|-----------|--------|
| RYAN | 1 | 12 | 0 |

VIRGINIA

| RUSHING | Aw'd | Net Yards | Avg. |
|---------|------|-----------|------|
| QUAYLE | 4 | 17 | 4.25 |
| JARVIS | 5 | 10 | 2 |
| DAVIS | 2 | 8 | 4 |

| PASSING | Aw'd | Compl. | Net Int'd | Net Yards |
|---------|------|--------|-----------|-----------|
| DAVIS | 6 | 0 | 1 | 0 |

| PASS RECEIVING | No. Rec'd | Net Yards | Fav TD |
|----------------|-----------|-----------|--------|
| | | | |

3rd Quarter

Duke elects to kick, virginia defends south goal

Matheson kicks to Quayle on 6 returns to 31, virginial penalized 15 for clipping

Vir.

1-10-15 V Quayle off RT gain 2
2-8-17 V Davis pass incomplete for Jarvis
3-8-17 V Kemp punts ~~to~~ rolls dead on 42 of Duke

Duke

1-10-42 D Devonshire around RE gain 4
2-6-46 D Calabrese off RG gain 2
3-4-48 D Devonshire off RT gain 5
1-10-47 V Calabrese around LE gain 4
2-6-43 V Ryan around LE gain 8
1-10-35 V Devonshire off RG gain 3
2-8-32 V Chatham off RG gain 5
3-3-27 V Calabrese off RG gain 3
1-10-24 V Devonshire off LG gain 2
2-8-22 V Orvald around RE gain 3
3-5-19 V Orvald pass complete to Dunaway gain 14 Duke penalized 15
3-15-20 V Orvald off RT gain 9
1-10-13 V Orvald off RT gain 1
2-9-10 V Devonshire off RT gain 6
3-3-4 V Calabrese off RT gain 3
1-6-1 V Calabrese off RT for TD

Matheson PAT good

Duke 21, Virginia 0 (5:00 left in 3rd Q.)

Matheson kicks off ~~to~~ out of bounds. Penalized 5 yds. ~~X~~ ~~X~~ No play
Matheson kicks again to Sterte on 10 returns to 38

Vir

1-10-38 V Quayle off RG gain 2
2-8-40 V Davis pass incomplete
3-8-40 V Davis pass incomplete
4-8-40 V Kemp punts to Beath on 25 returns to 27

Duke

1-10-28 D Ryan fumble recovered by HVsong gain 4
2-6-32 D ~~WILSON~~ off RG gain 8 (Wilson)
1-10-40 D ~~WILSON~~ around RE gain 4 (Wilson)
2-6-44 D Orvald pass incomplete
3-6-44 D Orvald pass complete to Dunaway gain 14
1-10-42 V Chatham off RT gain 1
2-9-41 V Orvald pass complete to Devonshire gain 20
1-10-20 V Wilson off RG gain 4
2-6-17 V Ryan around LE gain 1

End 3rd Quarter

Duke 21, Virginia 0

4th Q.

3-5-16 D Orvald pass incomplete.
4-5-16 D Matheson field goal good

Duke 24, Virginia 0 (14:45 left)

Matheson kicks off to Paczkoski returns to 37

Vir

1-10-37 V Davis pass complete to Quayle gain 10
1-10-47 V Davis pass incomplete
2-10-47 V Davis pass incomplete
3-10-47 V Davis pass complete to Carrington gain 16
1-10-37 D Jarvis off RT gain 6
2-4-31 D Quayle off RG gain 3
3-1-28 D Jarvis off RG gain 3
1-10-25 D Davis pass incomplete Duke penalized 5 for offsides
1-5-20 D Davis pitches to Quayle around RE gain 3
2-2-17 D Quayle off LT gain 2
1-10-15 D Davis around RE gain 11
1-9-14 D Quayle off LT gain 2
2-9-12 D Quayle off RT for TD

Davis around RE for PAT

Duke 24, Virginia 8 (9:58 left in game)

Kemp tries onside kick Duke takes ball on 43.

Duke

1-10-41 V Wilson off RT gain 4
2-6-37 V Wilson off RG gain 4
3-2-33 V Orvald off RG gain 3
1-10-30 V Chatham off RG gain 3
2-7-27 V Wilson off LT gain 4
3-3-23 V Devonshire off RG gain 0
4-3-23 V Orvald pass complete to Kidd tapped from Hysong gain 11
1-10-12 V Orvald fumbles and recovers loss 4
2-14-16 V Orvald pass incomplete
3-14-16 V Orvald pass incomplete to Beath
4-14-16 V Matheson field goal is good

Duke 27, Virginia 8 (5:30 left in game)

Matheson kicks off to Jarvis on 31

Vir.

1-10-31 V Davis around RE gain 7
2-3-38 V Davis pass complete to Anderson gain 7
1-10-45 V Paczkoski off RG gain 3
2-7-48 V Quayle off MF gain 4
3-3-48 D Sorino carries gain 2
4-1-46 D Davis off RG gain 1
1-10-45 D Davis around RE gain 2
2-8-43 D Davis pass complete to Anderson gain 10
1-10-33 D Davis pass incomplete
2-10-33 D Davis pass complete to Quayle gain 10
1-10-23 D Davis pass complete to Carrington gain 4
2-6-19 D

2-6-19 D Davis pass incomplete. Vir. penalized 15 for ill. rec.
2-21-35 D Davis pass complete to Quayle gain 6
3-15-29 D Davis pass incomplete
4-15-29 D Davis pass incomplete

Duke

1-10-29 D Wilson off RT gain 7
2-3-36 D Wilson off RT gain 5
1-10-41 D Wilson off RT gain 9
2-1-50 Hickman off RT gain 5
1-10-45 W Orvald pass incomplete

End Of Game

Duke 27, Virginia 8

FLASH FOOTBALL STATS

Quick Halftime and After Game Reports of Vital Team Statistics and Individual Leaders

HALFTIME

← Circle One →

FINAL

TEAM STATISTICS

| | DUKE | VIRGINIA |
|---|--------|----------|
| First Downs | 23 | 11 |
| Rushing Yardage (Net) | 263 | 74 |
| Passing Yardage (Net) | 57 | 63 |
| Passes (Completions-Attempts) | 4-12 | 7-21 |
| Passes Intercepted by | 1 | 1 |
| Points (Number-Average) | 2-38.0 | 6-30.7 |
| Fumbles Lost | 1 | 1 |
| Yards Penalized | 50 | 20 |

INDIVIDUAL LEADERS

DUKE

| RUSHING | Att'd | Net Yards | Avg. |
|------------|-------|-----------|------|
| CALABRESE | 26 | 87 | 3.4 |
| DEVONSHIRE | 15 | 66 | 4.4 |
| WILSON | 9 | 49 | 5.5 |

| PASSING | Att'd | Compl. | Net Yards | Int'cd |
|---------|-------|--------|-----------|--------|
| ORVALD | 11 | 4 | 57 | 1 |

| PASS RECEIVING | No. Rec'd | Net Yards | For TD |
|----------------|-----------|-----------|--------|
| DEVONSHIRE | 1 | 20 | 0 |
| DUNAWAY | 1 | 14 | 0 |
| RYAN | 1 | 12 | 0 |
| KIDD | 1 | 11 | 0 |

VIRGINIA

| RUSHING | Att'd | Net Yards | Avg. |
|---------|-------|-----------|------|
| QUAYLE | 12 | 37 | 3.1 |
| JARVIS | 7 | 19 | 2.7 |
| DAVIS | 6 | 15 | 2.2 |

| PASSING | Att'd | Compl. | Net Yards | Int'cd |
|---------|-------|--------|-----------|--------|
| DAVIS | 21 | 7 | 63 | 1 |

| PASS RECEIVING | No. Rec'd | Net Yards | For TD |
|----------------|-----------|-----------|--------|
| QUAYLE | 3 | 26 | 0 |
| ANDERSON | 2 | 17 | 0 |
| CARRINGTON | 2 | 20 | 0 |

George Blackburn quotes:

"We chose to kick off to start the game because we felt that the weather was worth probing. Like a lot of things today, it turned out wrong for us.

There was no question which was the better team out there today.

They hit us hard, often and well.

The weather certainly did not help our offense, but football is is a game and you have to play rain or shine; Duke was a fine, fine football team out there today...."

Tom Harp quotes:

"Our game plan was to possess the football as long as we could. We expected to throw some but the longer we kept the ball the better. The defense did a good job and the weatherman certainly inhibited Virginia's fine quarterback (Bob) Davis some.

Our ground attack was of course responsible for our heavy control-- and that was the difference.

We just kept the ball away from a fine team and a good quarterback in Davis."

#####

VIRGINIA

vs. TOLANE

Oct. 8, 1966

FINAL TEAM FOOTBALL STATISTICS

| | VA. | TOLANE |
|---|------|--------------------|
| First Downs Rushing | 10 | 17 |
| First Downs Passing | 4 | 2 |
| First Downs by Penalties | 0 | 1 |
| TOTAL FIRST DOWNS | 14 | 20 |
| Number Attempts Rushing | 47 | 51 60 |
| Yards Gained Rushing | 199 | 326 353 |
| Yards Lost Rushing | 17 | 14 |
| NET YARDS GAINED RUSHING | 182 | 326 339 |
| Number Passes Attempted | 17 | 12 |
| Number Passes Completed | 10 | 4 |
| Number Passes Had Intercepted | 0 | 1 |
| NET YARDS GAINED PASSING | 108 | 41 |
| Number Plays Rushing and Passing | 64 | 71 72 |
| TOTAL OFFENSE YARDAGE | 290 | 377 380 |
| Number Opponents Passes Intercepted | 1 | 0 |
| NET YARDS INTERCEPTIONS RETURNED | 0 | 0 |
| Number Times Punted | 7 | 5 |
| Number Punts Had Blocked | 0 | 0 |
| PUNTING AVERAGE, YARDS | 32.4 | 34.4 |
| Number Punts Returned | 3 | 3 |
| NET YARDS PUNTS RETURNED | 7 | 25 |
| Number Kickoffs Returned | 5 | 1 |
| NET YARDS KICKOFFS RETURNED | 119 | 33 |
| Number Times Penalized | 10 | 5 |
| TOTAL YARDS PENALIZED | 93 | 65 |
| Number Times Fumbled | 4 | 2 |
| NUMBER OWN FUMBLES LOST | 2 | 1 |
| VIRGINIA | 0 | 0 |
| TOLANE | 7 | 3 |
| | 6 | 0 |
| | 3 | 20 |

Scoring: TOLANE

DODD, 45 yd Rush - PONTIUS K PAT

PONTIUS 36 yd F.G.

PONTIUS 29 yd F.G.

TRAHAN 60 yd Rush

VA. HOPPE RECOVERED FUMBLE IN END ZONE

Attendance: 17,000

Weather: CLEAR

FINAL INDIVIDUAL FOOTBALL STATISTICS

VA.

TOLANE

RUSHING

| Player | Att. | Gain | Loss | Net |
|-----------|------|------|------|-----|
| DAVIS | 15 | 60 | 2 | 58 |
| QUAYLE | 17 | 75 | 6 | 69 |
| JARVIS | 17 | 63 | | 63 |
| SEEMULLER | 1 | 0 | 4 | (4) |
| PACZKOSKI | 1 | 1 | | 1 |
| KEMP | 1 | 0 | 5 | (5) |

PASSING

| Player | Att. | Compl. | Intc. | Yds. |
|--------|------|--------|-------|------|
| DAVIS | 17 | 10 | 0 | 108 |

PASS RECEIVING

| Player | No. | Yds. | TD |
|------------|-----|------|----|
| KEMP | 1 | 4 | |
| POATES | 1 | 9 | |
| QUAYLE | 1 | 28 | |
| CARRINGTON | 2 | 24 | |
| JARVIS | 2 | 19 | |
| ANDERSON | 2 | 17 | |
| SEEMULLER | 1 | 7 | |

PUNTING

| Player | No. | Avg. |
|--------|-----|------|
| KEEFE | 7 | 32.4 |

KICKOFF RETURNS

| Player | No. | Yds. |
|---------|-----|------|
| JARVIS | 1 | 20 |
| STETTER | 2 | 22 |
| QUAYLE | 2 | 77 |

PUNT RETURNS

| Player | No. | Yds. |
|--------|-----|------|
| MORAN | 1 | 1 |
| QUAYLE | 2 | 6 |

PASS INTERC.

| Player | No. | Yds. |
|---------|-----|------|
| STETTER | 1 | 0 |

RUSHING

| Player | Att. | Gain | Loss | Net |
|-----------|------|------|------|-----|
| DUTTON | 16 | 98 | 13 | 85 |
| FINDLEY | 11 | 72 | | 72 |
| TRAHAN | 8 | 85 | | 85 |
| JONES | 7 | 23 | | 23 |
| BANKSTON | 12 | 54 | | 54 |
| RODGILLIN | 2 | 5 | | 5 |
| LOFTIN | 3 | 11 | 1 | 10 |
| DARNLEY | 1 | 5 | | 5 |

PASSING

| Player | Att. | Compl. | Intc. | Yds. |
|----------|------|--------|-------|------|
| DUTTON | 7 | 3 | 1 | 29 |
| BANKSTON | 5 | 1 | 0 | 12 |

PASS RECEIVING

| Player | No. | Yds. | TD |
|------------|-----|------|----|
| PIZZALATTO | 2 | 23 | |
| O'STEEN | 1 | 12 | |
| TRAHAN | 1 | 6 | |

PUNTING

| Player | No. | Avg. |
|--------|-----|------|
| KEEFE | 5 | 34.4 |

KICKOFF RETURNS

| Player | No. | Yds. |
|--------|-----|------|
| TRAHAN | 1 | 33 |

PUNT RETURNS

| Player | No. | Yds. |
|--------|-----|------|
| DUTTON | 1 | 20 |
| JANEIK | 2 | 5 |

PASS INTERC.

| Player | No. | Yds. |
|--------|-----|------|
|--------|-----|------|

The University of Virginia versus Tulane. Weather: Sunny and warm (for a change.) October 8, 1966; game time: 1:30. Virginia wins the toss, will receive, Tulane will defend the South goal. Pontius kicks to Virginia 13, returned by Jarvis to the 33 for 20 yards.

| | | | |
|----------|----|----|--|
| VIRGINIA | 1- | 33 | Quayle rt 13 |
| | 1- | 46 | Quayle |
| | 2- | 49 | Jarvis rt 5 |
| | 1- | 44 | Davis le 6 |
| | 2- | 38 | Quayle lg 2 |
| | 3- | 36 | Davis re ng |
| | 4- | 36 | Jarvis rg 3 |
| | 1- | 33 | Jarvis 3, -15 against VIRGINIA holding |
| | 1- | 46 | Davis pass complete to Kemp 4 |
| | 2- | 42 | Davis pass incomplete, broken up by D. Smith |
| | 3- | 42 | -5 illegal procedure against VIRGINIA |
| | 3- | 46 | Davis pass complete to Poates 9 |
| | 4- | 38 | Reeve kicks to Tulane 29 no return |
| Tulane | 1- | 29 | Findley lg 2 |
| | 2- | 31 | Duhon re 4 |
| | 3- | 35 | Traham le 3 |
| | 4- | 38 | Pye kicks to VA 24 no return by Morgan |
| VIRGINIA | 1- | 24 | Quayle -3, tackle by Snell |
| | 2- | 21 | Quayle lg 3 |
| | 3- | 24 | Davis pass complete to Quayle 28 |
| | 1- | 48 | Quayle 2 -15 against VA holding |
| | 2- | 39 | Davis e 10 |
| | 2- | 49 | -5 against VA too much time? |
| | 2- | 44 | Davis pass complete to Carrington 14 |
| | 3- | 42 | Seemuller -4 |
| | 4- | 46 | Reeve punts to end zone no return 46 yard punt. |
| Tulane | 1- | 20 | Johns lg 2 |
| | 2- | 22 | Findley lg 10 |
| | 1- | 32 | Johns re ng |
| | 2- | 32 | Duhon pass complete to Pizzolatto 12 |
| | 1- | 44 | Duhon pass complete to Pizzolatto 11 |
| | 1- | 45 | Duhon re TD 2:38 45 yards |
| PAT | | | Pontius kick good Tulane 7 VIRGINIA 0 |
| | | | Pontius kicks to VIRGINIA 15 taken by Stetter returned to 27 |
| VIRGINIA | 1- | 47 | Quayle rg 13 |
| | 1- | 40 | Quayle rg 2 |
| | 2- | 42 | Davis pass incomplete |
| | 3- | 42 | Davis rt 2 |
| | 4- | 44 | Reeve punts to Tulane 22, no return 34 yard punt. |
| Tulane | 1- | 22 | Johns rg 4 |
| | 2- | 26 | Findley rt 4 |

END OF QUARTER Tulane 7 VIRGINIA 0

FLASH FOOTBALL STATS

Quick Halftime and After Game Reports of Vital Team Statistics and Individual Leaders

HALFTIME

Circle One

FINAL

TEAM STATISTICS

| | VA. | TULANE |
|---|----------|----------|
| First Downs | 9 | 11 |
| Rushing Yardage (Net) | 114 | 146 |
| Passing Yardage (Net) | 65 | 35 |
| Passes (Completions-Attempts) | 6 - 11 | 3 - 8 |
| Passes Intercepted by | 0 | 0 |
| Punts (Number-Average) | 5 - 29.2 | 3 - 34.3 |
| Fumbles Lost | 0 | 0 |
| Yards Penalized | 63 | 15 |

INDIVIDUAL LEADERS

VA.

TULANE

| RUSHING | Air'd | Net Yards | Avg. |
|-----------|-------|-----------|------|
| B. DAVIS | 9 | 29 | 3.2 |
| QUAYLE | 11 | 54 | 4.9 |
| C. JACOBS | 5 | 34 | 6.8 |

| RUSHING | Air'd | Net Yards | Avg. |
|----------|-------|-----------|------|
| DUNN | 4 | 53 | 13.2 |
| FINDLEY | 7 | 45 | 6.4 |
| BANKSTON | 5 | 22 | 4.4 |

| PASSING | Air'd | Compl. | Had Int'd | Net Yards |
|---------|-------|--------|-----------|-----------|
| DAVIS | 11 | 6 | 0 | 65 |

| PASSING | Air'd | Compl. | Had Int'd | Net Yards |
|----------|-------|--------|-----------|-----------|
| DUNN | 3 | 2 | 0 | 23 |
| BANKSTON | 5 | 1 | 0 | 12 |

| PASS RECEIVING | No. Rec'd | Net Yards | For TD |
|----------------|-----------|-----------|--------|
| QUAYLE | 1 | 28 | |
| CARRINGTON | 1 | 14 | |
| KEMP | 1 | 4 | |
| PORTER | 1 | 9 | |

| PASS RECEIVING | No. Rec'd | Net Yards | For TD |
|----------------|-----------|-----------|--------|
| PIZZALATTO | 2 | 23 | |
| D'STEEN | 1 | 12 | |

THIRD QUARTER Tulane 10 VIRGINIA 0 VIRGINIA WILL KICK TO TULANE
and defend the South goal. Crowd: 16,005

OFFICIALS: Ref:H ackney; Ump:Brown; Linesman:Girolamo;
field judge:Brayson; Back judge: Burke; Clock:Pritchard;

Kemp kicks out of bounds, -5. Kemp kicks to out of bounds, -5.
Kemp kicks to Tulane 19 returned by Traham 33 yards.

Tulane 1- 48 Johns rt 5
2- 43 Duhon pass incomplete
3- 43 Duhon -2
4- 45 Pye kicks to VA 7 no return

VIRGINIA 1- 7 Jarvis rg 5
2- 12 Quayle le n g
3- 12 Davis re 4
4- 16 Reeve kicks to Tulane 46 no return
Tulane 1- 44 Duhon re 7
2- 49 Traham le 30
1- 19 Duhon pass incomplete
2- 19 Duhon re -3
3- 22 Duhon le 17
1- 5 -15 holding against Tulane
1- 22 Loftin re 8
2- 14 -15 against Tulane clipping
2- 31 Duhon rt ng
3- 31 Traham lg 18
4- 13 Pontius field goal attempt good 8:25

Tulane 13 VIRGINIA 0

Pontius kicks to VIRGINIA 14 returned by Quayle 9, personal foul
against Tulane

VIRGINIA 1- 38 Jarvis lg 7
2- 45 Davis re 6
1- 49 Quayle rt 6
2- 43 -5 against VIRGINIA illegal procedure
2- 48 Davis le 9
3- 39 Quayle rg 4
1- 35 Quayle lg 8
2- 27 Davis pass complete to Carrington 10
1- 17 Jarvis rg 7
2- 10 Jarvis rg 4
1- 5 Davis fumbles, recovered by Tulane
Tulane 1- 3 Duhon -1
2- 2 fumble by Johns TD 3:02 VA recovered.

BAT Hill kick no good Tulane 13 VIRGINIA 6 (Hoppe)

Kemp kicks to Tulane 26, no return

Tulane 1- 26 Loftin -1
2- 25 Duhon pass complete to Traham 6
3- 31 Traham le 12
1- 43 Duhon re 4
2- 47 Traham lg 5
3- 50 Loftin rg 3

END OF QUARTER Tulane 13 VIRGINIA 6

FOURTH QUARTER Tulane 13 VIRGINIA 6

| | | | |
|----------|----|----|---|
| Tulane | 1- | 45 | Findley rg 1 |
| | 2- | 44 | Duhon re 14 |
| | 1- | 30 | Findley lg 6 |
| | 2- | 24 | -5 against Tulane delay of game |
| | 2- | 29 | Duhon -6 |
| | 3- | 35 | Traham lg 5 |
| | 4- | 30 | Pontius field goal attempt no good |
| VIRGINIA | 1- | 20 | Quayle fumbles recovered by Knudson for Tulane |
| WTulane | 1- | 17 | Duhon pass intercepted by Stetter |
| VIRGINIA | 1- | 1 | Jarvis rg 3 |
| | 2- | 4 | Davis pass incomplete |
| | 3- | 4 | Reeve punts to VIRGINIA 43 no return |
| Tulane | 1- | 43 | Duhon re 3 |
| | 2- | 40 | Traham lt 6 |
| | 3- | 34 | B ankston |
| | 1- | 28 | B ankston re 5 |
| | 2- | 23 | Findley rg 3 |
| | 3- | 20 | Loftin 3 |
| | 1- | 17 | Darnley le 5 |
| | 2- | 12 | B ankston re 3 |
| | 3- | 9 | B ankston rg 4 |
| | 1- | 5 | Traham le TD 5 yards 5:51 |
| PAT | | | Pontius kick good. Tulane 20 VIRGINIA 6 |
| Pontius | | | kicks to VIRGINIA 55 returned by Quayle from 5 to 68 yards. |
| VIRGINIA | 1- | 27 | Davis le 5 |
| | 2- | 22 | Davis pass complete to Seemuller 7 |
| | 3- | 15 | Davis pass complete to Jarvis 33 9 |
| | 2- | 6 | Jarvis rt 4 |
| | 1- | 2 | Davis 13 1 |
| | 2- | 1 | Quayle rg n g |
| | 3- | 1 | Jarvis ng |
| | 4- | 1 | Davis pass incomplete |
| Tulane | 1- | 1 | Duhon rg 1 |
| | 2- | 2 | Duhon -1 |
| | 3- | 1 | Pye punts to TULANE 32 no return |
| VIRGINIA | 1- | 32 | -15 illegal receiver downfield |
| | 2- | 48 | Davis pass complete to Anderson 14 |
| | 3- | 34 | Davis pass complete to Kemp -5 |
| | 4- | 39 | Davis ng 4 |
| Tulane | 1- | 35 | Bankston 7 c |
| | 2- | 42 | B ankston 3 |
| | 1- | 45 | Bankston 12 |
| | 1- | 43 | |

END OF GAME Tulane 20 VIRGINIA 6

VA

vs.

UMT

Oct. 15, 1966

FINAL TEAM FOOTBALL STATISTICS

| | VA | UMT |
|---|-------------|-------------|
| First Downs Rushing | 9 | 6 |
| First Downs Passing | 14 | 14 |
| First Downs by Penalties | 2 | 2 |
| TOTAL FIRST DOWNS | 25 | 22 |
| Number Attempts Rushing | 44 | 34 |
| Yards Gained Rushing | 158 | 100 |
| Yards Lost Rushing | 31 | 18 |
| NET YARDS GAINED RUSHING | 127 | 82 |
| Number Passes Attempted | 33 | 32 |
| Number Passes Completed | 18 | 22 |
| Number Passes Had Intercepted | 0 | 0 |
| NET YARDS GAINED PASSING | 332 | 274 |
| Number Plays Rushing and Passing | 77 | 66 |
| TOTAL OFFENSE YARDAGE | 459 | 356 |
| Number Opponents Passes Intercepted | 0 | 0 |
| NET YARDS INTERCEPTIONS RETURNED | 0 | 0 |
| Number Times Punted | 2 | 5 |
| Number Punts Had Blocked | 0 | 0 |
| PUNTING AVERAGE, YARDS | 36.5 | 41.8 |
| Number Punts Returned | 4 | 0 |
| NET YARDS PUNTS RETURNED | 42 | 0 |
| Number Kickoffs Returned | 2 | 7 |
| NET YARDS KICKOFFS RETURNED | 23 | 112 |
| Number Times Penalized | 5 | 8 |
| TOTAL YARDS PENALIZED | 57 | 85 |
| Number Times Fumbled | 1 | 2 |
| NUMBER OWN FUMBLES LOST | 1 | 1 |

| | | | | | |
|-----|---|----|----|----|----|
| UMT | 0 | 6 | 0 | 21 | 27 |
| VA | 7 | 10 | 15 | 6 | 38 |

VA Scoring: Davis to Quayle⁸⁵ Hill K PAT: Davis to Carrington¹³ Hill R PAT
 Hill K 27 yd FE. Davis to Anderson⁴⁷ Davis Run, Davis to Carrington¹¹
 Hill K PAT: Kemp to Posters 23 yd, Kemp Min PAT Run

UMT Elliott to Mc Gowan 9 yd, Elliott Min PAT Pass: Elliott to
 Breckowindup 35 yd, Elliott to Breckowindup PAT: Elliott to Evelyny
 8 yd, Elliott M PAT: Elliott to Mc Gowan 10 yd, Mcintosh K PAT

Attendance: 18,000 Weather: CLEAR

FINAL INDIVIDUAL FOOTBALL STATISTICS

VA.

UMT

RUSHING

| Player | Att. | Gain | Loss | Net |
|-----------|------|------|------|------|
| DAVIS | 10 | 36 | 1 | 35 |
| QUAYLE | 14 | 23 | 4 | 19 |
| TARVIS | 9 | 61 | 0 | 61 |
| SEEMULLER | 4 | 17 | 2 | 15 |
| KEMP | 1 | 5 | 0 | 5 |
| SERIND | 3 | 11 | 0 | 11 |
| PACZKOSKI | 2 | 5 | 0 | 5 |
| REEVE | 1 | 0 | 24 | (24) |

PASSING

| Player | Att. | Comp. | Intc. | Yds. |
|--------|------|-------|-------|------|
| DAVIS | 22 | 13 | 0 | 266 |
| KEMP | 11 | 5 | 0 | 166 |

PASS RECEIVING

| Player | No. | Yds. | TD |
|------------|-----|------|----|
| CARRINGTON | 3 | 33 | 2 |
| POATES | 5 | 73 | 1 |
| QUAYLE | 3 | 127 | 1 |
| ANDERSON | 3 | 68 | 1 |
| PACZKOSKI | 1 | 9 | |
| SEEMULLER | 3 | 14 | |
| MONTBOWERY | 1 | 8 | |

PUNTING

| Player | No. | Avg. |
|--------|-----|------|
| REEVE | 2 | 36.5 |

KICKOFF RETURNS

| Player | No. | Yds. |
|------------|-----|------|
| STETTER | 1 | 11 |
| CARRINGTON | 1 | 12 |

PUNT RETURNS

| Player | No. | Yds. |
|---------|-----|------|
| STETTER | 1 | 47 |

PASS INTERC.

| Player | No. | Yds. |
|--------|-----|------|
|--------|-----|------|

RUSHING

| Player | Att. | Gain | Loss | Net |
|------------|------|------|------|------|
| ELLETT | 3 | 0 | 16 | (16) |
| HABASENICH | 4 | 8 | 0 | 8 |
| NASELLI | 17 | 53 | 2 | 51 |
| MERJOSH | 7 | 30 | 0 | 30 |
| HEBERT | 3 | 9 | 0 | 9 |

PASSING

| Player | Att. | Comp. | Intc. | Yds. |
|--------|------|-------|-------|------|
| ELLETT | 32 | 22 | 0 | 274 |

PASS RECEIVING

| Player | No. | Yds. | TD |
|--------------|-----|------|----|
| BURG | 3 | 30 | |
| BRYANT | 4 | 46 | |
| McTOWN | 6 | 89 | 2 |
| NASELLI | 2 | 10 | |
| HEBERT | 2 | 18 | |
| PRECKENRIDGE | 4 | 73 | 1 |
| EASTERLY | 1 | 8 | 1 |

PUNTING

| Player | No. | Avg. |
|--------|-----|------|
| MOORE | 5 | 41.8 |

KICKOFF RETURNS

| Player | No. | Yds. |
|----------|-----|------|
| BURG | 5 | 87 |
| EASTERLY | 1 | 22 |
| BRYANT | 1 | 3 |

PUNT RETURNS

| Player | No. | Yds. |
|--------|-----|------|
|--------|-----|------|

PASS INTERC.

| Player | No. | Yds. |
|--------|-----|------|
|--------|-----|------|

The University of Virginia versus Virginia Military Institute, October 15, 1966. Homecomings. Virginia wins the toss, will receive, defending the South goal.

Mervosh kicks to 15 taken by Stetter, returned to 26 for 11.

| | | | |
|----------|----|----|---|
| VIRGINIA | 1- | 26 | Quayle rg 7, tackle by Rankin |
| | 2- | 33 | Davis rt 2, Schmalzriedt tackle |
| | 3- | 35 | Quayle rt 2, Schmalzriedt tackle |
| | 1- | 37 | Jarvis rg n g, Chapla tackle |
| | 2- | 37 | Davis pass complete to Poates, tackled by Oliver 1 yard gain |
| | 3- | 38 | Davis pass complete to Anderson, fumbled, recovered by Oliver, 9 |
| VMI | 1- | 47 | Ellett pass incomplete |
| | 2- | 47 | Ellet pass complete to Bryant 12 |
| | 1- | 35 | Naselli rt 4 |
| | 2- | 31 | Naselli lt 3, |
| | 3- | 28 | Naselli rt 4, Harris, Macgregor |
| | 1- | 24 | Ellet pass complete to Bryant 12, Stetter tackle |
| | 1- | 12 | N aselli rg 2, Croft, Parker tackles |
| | 2- | 10 | Naselli rg 2, Parker tackle |
| | 3- | 8 | Ellett pass incomplete |
| | 4- | 8 | Mervosh field goal attempt no good |

| | | | |
|----------|----|----|---|
| VIRGINIA | 1- | 20 | Quayle le, 1, tackle by Stilwell |
| | 2- | 21 | Jarvis rg 5, tackle by Rankin |
| | 3- | 26 | Davis pass incomplete to Carrington |
| | 4- | 26 | Reeve punts to VMI 43 no return, 31 yard punt |
| VMI | 1- | 43 | Ellet pass incomplete, broken by Bryan |
| | 2- | 43 | Mervosh rg 4, tackle by Croft |
| | 3- | 47 | Ellet pass incomplete, Morgan broken play |
| | 4- | 47 | Moore punts to VA 12 returned by Stetter to 15, 41 yard punt |

| | | | |
|-------------|----|----|--|
| VIRGINIA | 1- | 15 | Davis pass complete to Quayle, 85 yards TD 5:41 |
| PAT | | | Hill kick good, VIRGINIA 7 VMI 0 |
| Hill k ciks | | | to VMI 18 returned by Bugg to 31, for 12 return |
| VMI | 1- | 31 | Naselli re -2, Borchers tackle |
| | 2- | 29 | Mervosh rg 2 tackle by Croft, Parker |
| | 3- | 31 | Naselli le -1, tackle by Harris |
| | 4- | 30 | Moore kicks to VA 18 returned by Stetter to 36 for 18 yards, 52 yard kick |

| | | | |
|----------|----|----|---|
| VIRGINIA | 1- | 36 | Seemuller -2 |
| | 2- | 34 | Davis pass complete to Poates 13 |
| | 1- | 47 | Davis re 2, Schmalzriedt tackle |
| | 2- | 49 | Davis pass incomplete |
| | 3- | 49 | Davis pass complete to Poates 15 tackle b. Oliver |
| | 1- | 36 | Jarvis rg ng, tackle by Chapla |
| | 2- | 36 | Davis pass incomplete |
| | 3- | 36 | Davis pass complete to Quayle 19 tackle by Smith |
| | 1- | 17 | Davis pass incomplete to Poates |
| | 2- | 17 | Quayle lg 3, Schmalzriedt tackle |
| | 3- | 14 | |

END OF QUARTER VIRGINIA 7 VMI 0

Second Quarter VIRGINIA 7 VMI 0

VIRGINIA 3- 14 Seemuller le 4, tackled by Giles
 4- 10 Hill field goal attempt good 14:50 27 yards

VIRGINIA 10 VMI 0

Hill kicks to VMI 5 returned by Easterly 22, -15 against VA
 for personal foul

VMI 1- 43 Naselli lg 5
 2- 48 Naselli rg 5
 3- 46 Naselli rg 3, tackle by Macgregor, Popeck
 2- 49 Naselli lg 3 Naponick tackle
 3- 40 Naselli rg 1, Popeck tackle
 4- 39 in terference against VA
 1- 32 Naselli rg 1 Popeck, Naponick
 2- 31 Mervosh rg 4 Popeck, Naponick
 3- 27 Ellett pass complete to Bryant 13
 1- 14 -5 illegal procedure against VMI
 2- 19 Ellett pass complete to Burg 10 S,etter tackle
 2- 9 Ellett pass complete to McGowan TD 10:22

PAT Ellett pass complete to Hebert, no good for PAT

Mervosh kicks to VA 30 returned by Carrington for 12

VIRGINIA 1- 42 Quayle le ng, Lambert tackle
 2- Quayle l tackle by Breckanridge
 3- 43 Davis pass complete to Anderson 15 tackle by Giles
 1- 42 Jarvis rt 3, tackle by Schmalzriedt
 2- 39 Davis re 2, tackle by Stilwell
 3- 38 Davis rg 8, tackle by Stilwell
 1- 30 Seemuller re 2, tackle by Wertz
 2- 28 Seemuller ~~re 2~~ 17 rg, tackle by Labert
 1- 17 Davis -1
 2- 18 Davis le 5, tackle by Taylor
 3- 13 Davis pass complete to Carrington 13 TD 4:50

PAT Hill kick good VIRGINIA 17 VMI 6

Hill kicks to VMI 8 returned by Burg to 15


VMI 1- 23 Naselli rg 9
 2- 32 Naselli rg 2, tackle by Macgregor, Hammer, Naonick
 1- 34 Ellett pass complete to Naselli 3,
 2- 37 Ellett -1 tackle by Naponick, Croft
 3- 36 Ellett pass complete to Burg 9, Morgan tackle
 1- 45 Ellett pass complete to Burg
 -5 yards against VMI, offsides
 1- 40 Ellett -7 tackle by Parker, Harris
 2- 33 Ellett pass incomplete
 3- 33 Ellett pass complete to Hebert 13
 4- 46 Moore punts to VA 16, no return

VIRGINIA 1- 16 Davis rg 4, tackle by VMI
 2- 20 Davis c 3

END OF HALF VIRGINIA 17 VMI 6

FLASH FOOTBALL STATS

Quick Halftime and After Game Reports of Vital Team Statistics and Individual Leaders



TEAM STATISTICS

| | JA | UMI |
|---|--------|----------|
| First Downs | 9 | 8 |
| Rushing Yardage (Net) | 61 | 45 |
| Passing Yardage (Net) | 170 | 80 |
| Passes (Completions-Attempts) | 8 — 13 | 8 — 12 |
| Passes Intercepted by | 0 | 0 |
| Points (Number-Average) | 1 — 31 | 3 — 43.7 |
| Fumbles Lost | 1 | 0 |
| Yards Penalized | 22 | 10 |

INDIVIDUAL LEADERS

JA

UMI

| RUSHING | Att'd | Net Yards | Avg. |
|---------|-------|-----------|------|
| DAVIS | 8 | 24 | 3.0 |
| QUAYLE | 6 | 14 | 2.3 |
| SARVIS | 4 | 8 | 2.0 |

| RUSHING | Att'd | Net Yards | Avg. |
|---------|-------|-----------|------|
| NASELLI | 15 | 43 | 2.9 |
| MERUOSH | 3 | 10 | 3.3 |

| PASSING | Att'd | Compl. | Net Yards |
|---------|-------|--------|-----------|
| DAVIS | 13 | 8 | 170 |

| PASSING | Att'd | Compl. | Net Yards |
|---------|-------|--------|-----------|
| EKLETT | 12 | 8 | 80 |

| PASS RECEIVING | No. Rec'd | Net Yards | Per YD |
|----------------|-----------|-----------|--------|
| QUAYLE | 2 | 104 | 1 |
| POATES | 2 | 28 | |
| PARRINGTON | 2 | 22 | 1 |

| PASS RECEIVING | No. Rec'd | Net Yards | Per YD |
|----------------|-----------|-----------|--------|
| BYRANT | 3 | 37 | |
| BURE | 2 | 18 | |
| MCGOWAN | 1 | 9 | 1 |

THIRD QUARTER, VIRGINIA 17 VMI 6, VIRGINIA will kick, defending the South goal. Hill kicks to VMI 5 returned by Burg to 22 for 17

VMI 1- 22 Naselli rg 2 Croft, Macgregor
 2- 24 Ellet pass complete to Hebert 5, tackle by Stetter
 3- 29 Hebert lg 8, tackle by Lockwood
 1- 36 Mervosh rg 14, tackle by Lockwood
 1- 50 Hebert lg 1, Naponick
 2- 49 Hebert ng, Harris, Gray
 3- 49 Ellet pass incomplete
 4- 49 Moore kick to VA 11 returned by Stetter to 20, for 9

VIRGINIA 1- 20 Jarvis lg 5, tackle by Taylor
 2- 25 Quayle re 1, tackle by Taylor
 3- 26 Davis pass complete to Anderson 6, tackle by Smith
 1- 32 Quayle lg 1 tackle by Taylor
 2- 33 Davis pass incomplete
 3- 33 Jarvis lg 20 tackle by Wertz
 1- 47 Davis pass complete to Anderson 47 yards TD
 8:39

PAT Davis run good 3 VIRGINIA 25 VMI 6
 Hill kicks to VMI 3 returned by Burg to 27 for 24 yards
 VMI 1- 27 -15 against VMI offensive interference
 1- 12 Ellet pass complete Mc Gowan penalty against Virginia holding
 2- 25 Ellet pass complete to Hebert tackle Gray
 -15 against VMI offensive inter
 3- 14 Mervosh rg 3
 4- 17 Moore punts to VA 43 returned by Stetter to 45 for 13

VIRGINIA 1- 45 Davis pass complete to Quayle 29 tackle by Smith
 1- 22 Davis pass incomplete
 2- 22 Davis pass incomplete
 3- 22 Davis pass complete to Paczkoski 8, tackley by Schmalzdriedt
 4- 14 Quayle rt 2
 1- 12 Quayle rt 1, tackle by Wertz
 2- 11 Davis pass complete to Carrington 11 TD 5:00

PAT Hill kick good VIRGINIA 32 VMI 6
 Hill kicks to VMI 15 returned by Burg to 34 for 19
 VMI 1- 34 Ellet pass complete to Brayant 9, Morgan
 2- 43 Ellet pass incomplete
 3- 43 Hebert rg 1, -5 against VA offisdes
 1- 48 Ellet fumbles Mckee recovers for VIRGINIA -8
 on play

VIRGINIA 1- 40 Kemp pass incomplete
 2- 40 Kemp le 5
 3- 35 Serino lg 6, tackle by Irby
 1- 29 Kemp pass incomplete
 2- 29 Kemp pass incomplete
 3- 45 -15 against VA offensive interference
 3- 45 Kemp pass complete to Seemuller 3, tackle by La ber
 4- 42 Reeve punts to VMI end zone, 42 yard punt
 VMI 1- 20 Mervosh lg 2, tackle by
 2- 22 Habasevich 2
 3- 24 Ellet pass complete to Burg 11

END OF QUARTER VIRGINIA 32 VMI 6

FOURTH QUARTER VIRGINIA 32 VMI 6
 VMI 1- 36 Habasevich rg 2, tackle by Zellers
 2- 38 Habasevich 1, Hammer Brand
 3- 39 Ellet pass complete to B recken ridge 13
 1- 48 Habasevich 3
 2- 45 Ellet to Breckenridge 14 Reeve tackle
 1- 31 Ellet pass complete to Breckenridge Reeve tackle
 11 yard gain
 1- 20 Ellet pass complete to Hebert, illegal man
 downfield -15 yards against VMI
 1- 35 Ellet pass complete to B recken ridge TD 35
 11:43

PAT Ellet pass complete to Breckenridge
 VIRGINIA 32 VMI 14

Hab asevich kicks to out of bounds -5 yards penalty
 Habasevich kick s to out of bounds -5 yards penalty
 penalty declinded, VA takes over

VIRGINIA 1- 43 Serino 2 le
 2- 45 Kemp pass complete to Seemuller 11 tackle by
 Abruzzese
 1- 44 Kemp pass complete to Poates 21 tackle by Mahoney
 1- 23 Kemp pass complete to Poates TD 9:46 23 yards

PAT Kemp run no good tackle by Schmalzdriedt

VIRGINIA 38 VMI 14

Kemp kick s to VMI 28 returned by Bryant tackled by Jones for 3

VMI 1- 31 Naselli le 6 tackle by Lockwood
 2- 37 Ellet pass complete to Naselli 7 tackle by Stettin
 1- 44 Ellet pass complete to Magowan 13; Morgan er
 2- 43 Mervosh rg 2, tackle by Zellers
 2- 41 Ellet pass broken up by Morgan
 3- 41 Ellet pass incomplete, broken up by Hammer
 4- 41 Ellet pass complete to Magowan, tackle by Stetter
 21
 1- 20 Ellet pass incomplete
 2- 20 Ellet pass complete to Mc Gowan 13, tackle
 by Wood, Bryan d
 1- 8 Ellet pass complete to Easterly TD 6:57 8 yd pass

PAT Ellet pass incomplete

VIRGINIA 38 VMI 20

Habasevich kicks to OUT of bounds penalty declinded

VIRGINIA 1- 38 PACZKOSKI rg 5
 2- 33 Kemp pass complete to Montgomery 8
 1- 41 Serino rt 3
 2- 44 Kemp pass incomplete
 3- 44 Kemp pass incomplete -15 penalty against VMI
 holding
 1- 41 Kemp pass incomplete
 2- 41 Kemp pass incomplete
 3- 41 Kemp pass incomplete
 4- 41 Reeve kick did not get off
 VMI 35 1- Ellet pass incomplete
 2- 35 Ellet pass complete to
 1- 10 Ellet pass complete to Magowan TD 3:46

PAT Mervosh kick good VIRGINIA 38 Vmi 27

Habasevich kicks to VIRGINIA 45 gotten by Jarvis (Mike)

VIRGINIA 1- 45 Quayle lg 50
 2- 50 Davis le 10
 1- 40 Quayle -2, -15 against VMI
 2- 27 Quayle le -3
 2- 30 Paczkoski c ng
 3- 30 Jarvis lg 17
 1- 12 Jarvis lt 10
 1- 2 Jarvis 1
 2- 1 Davis pass incomplete
 3- 1 Davis c ng
 4- 1 Quayle ng
 VMI 1- 1

END OF GAME VIRGINIA 38 VMI 27

VMI Coach

Vito Ragazzo:

Q: What about the second half comeback?

"Well, they tried like hell; we just made too many mistakes early and gave them too much to make up."

Q: What about Bob Davis?

"What can you say? He just played a great game and we couldn't stop him when we had to."

Q:

GEORGE BALCKBURN:

"We had another one of those wild ones. VMI did a great job of keeping themselves in the game with their determination and spunk. We knew that Ellett was a fine passer, he was tremendous out there today....

We were able to use a number of kids today, which is good. They have not had much chance prior to today, and we felt fortunate to be able to get them in...

We needed a victory so much. We don't feel that we should be 1-3 going into this game.

ON DAVIS: "We don't think about records when we are trying to win games. I am delighted for him, he has played some great ball for us and really made the team move today." "I'm glad we're in a position to look ahead to VPI...how did they do today."

GAME BALLS: Awarded to linebacker Mal MacGregor and end Ed Carrington.

UA

vs.

UPI

OCT 22, 1966

FINAL TEAM FOOTBALL STATISTICS

| | UA | UPI |
|-------------------------------------|------|------|
| First Downs Rushing | 7 | 18 |
| First Downs Passing | 7 | 2 |
| First Downs by Penalties | 2 | 0 |
| TOTAL FIRST DOWNS | 16 | 20 |
| Number Attempts Rushing | 33 | 63 |
| Yards Gained Rushing | 125 | 270 |
| Yards Lost Rushing | 44 | 18 |
| NET YARDS GAINED RUSHING | 81 | 252 |
| Number Passes Attempted | 28 | 7 |
| Number Passes Completed | 13 | 5 |
| Number Passes Had Intercepted | 2 | 0 |
| NET YARDS GAINED PASSING | 98 | 43 |
| Number Plays Rushing and Passing | 61 | 70 |
| TOTAL OFFENSE YARDAGE | 179 | 295 |
| Number Opponents Passes Intercepted | 0 | 2 |
| NET YARDS INTERCEPTIONS RETURNED | 0 | 21 |
| Number Times Punted | 3 | 4 |
| Number Punts Had Blocked | 0 | 0 |
| PUNTING AVERAGE, YARDS | 43.7 | 37.5 |
| Number Punts Returned | 3 | 1 |
| NET YARDS PUNTS RETURNED | 25 | 10 |
| Number Kickoffs Returned | 5 | 2 |
| NET YARDS KICKOFFS RETURNED | 106 | 34 |
| Number Times Penalized | 2 | 4 |
| TOTAL YARDS PENALIZED | 19 | 44 |
| Number Times Fumbled | 2 | 1 |
| NUMBER OWN FUMBLES LOST | 0 | 1 |

| | | | | | |
|-----|---|---|----|---|----|
| UPI | 7 | 7 | 10 | 0 | 24 |
| UA | 0 | 7 | 0 | 0 | 7 |

Scoring: UPI FRANCISCO 2 yd RUSH, UTIN K PAT
 " " 1 yd RUSH " " "
 " " 9 yd RUSH " " "
 UTIN K 30 yd FIELD GOAL
 UA DUDLEY 3 yd RUSH, HILL K PAT

Attendance: 29,000+ Weather: CLEAR

FINAL INDIVIDUAL FOOTBALL STATISTICS

VIRGINIA

RUSHING

| Player | Att. | Gain | Loss | Net |
|--------|------|------|------|------|
| DAVIS | 7 | 7 | 31 | (24) |
| JARVIS | 9 | 47 | 2 | 45 |
| QUAYLE | 16 | 71 | 0 | 71 |
| POATES | 1 | 0 | 11 | (11) |

PASSING

| Player | Att. | Compl. | Intc. | Yds. |
|--------|------|--------|-------|------|
| DAVIS | 28 | 13 | 2 | 98 |

PASS RECEIVING

| Player | No. | Yds. | TD |
|------------|-----|------|----|
| CARRINGTON | 4 | 9 | |
| QUAYLE | 2 | 10 | |
| JARVIS | 1 | 17 | |
| ANDERSON | 2 | 30 | |
| POATES | 1 | 7 | |
| BURNHAMAN | 1 | 7 | |
| PACZKOSKI | 1 | 8 | |
| KEMP | 1 | 10 | |

PUNTING

| Player | No. | Avg. |
|--------|-----|------|
| REEVE | 3 | 43.7 |

KICKOFF RETURNS

| Player | No. | Yds. |
|---------|-----|------|
| STETTER | 3 | 55 |
| QUAYLE | 2 | 51 |

PUNT RETURNS

| Player | No. | Yds. |
|---------|-----|------|
| STETTER | 2 | 10 |
| QUAYLE | 1 | 15 |

PASS INTERC.

| Player | No. | Yds. |
|--------|-----|------|
|--------|-----|------|

UPT

RUSHING

| Player | Att. | Gain | Loss | Net |
|----------------|------|------|------|-----|
| STAFFORD | 16 | 79 | 13 | 66 |
| FRANCISCO | 24 | 95 | 4 | 91 |
| GROOM | 2 | 5 | 0 | 5 |
| BUGHELLER | 3 | 5 | 1 | 4 |
| CONSTANTINIDES | 15 | 71 | 0 | 71 |
| PILAND | 3 | 15 | 0 | 15 |

PASSING

| Player | Att. | Compl. | Intc. | Yds. |
|----------|------|--------|-------|------|
| STAFFORD | 7 | 5 | 0 | 43 |

PASS RECEIVING

| Player | No. | Yds. | TD |
|-----------|-----|------|----|
| BAREFOOT | 3 | 23 | |
| FRANCISCO | 1 | 6 | |
| BUGHELLER | 1 | 14 | |

PUNTING

| Player | No. | Avg. |
|---------|-----|------|
| FISCHER | 4 | 37.5 |

KICKOFF RETURNS

| Player | No. | Yds. |
|-----------|-----|------|
| PILAND | 1 | 14 |
| FRANCISCO | 1 | 20 |

PUNT RETURNS

| Player | No. | Yds. |
|--------|-----|------|
| LORIA | 1 | 10 |

PASS INTERC.

| Player | No. | Yds. |
|--------|-----|------|
| LORIA | 1 | 0 |
| HARVEY | 1 | 21 |

The University of Virginia versus Virginia Polytechnic Institute,
 October 22, 1966. VPI wins the toss, will receive, defending the
 North goal. Hill kicks to the VPI 15 returned by Piland to 28

VPI 1- 28 Stafford -5
 2- 23 -5 against VPI
 2- 18 Groom lg 1 Popeck tackle
 3- 19 Bulheller le 2
 4- 21 Fisher kicks to VPI 49, no return by Morgan

VIRGINIA 1- 49 Davis -6, Mooney tackle
 2- 45 Davis pass incomplete
 3- 45 Davis pass complete to Carrington-2
 4- 43 Reeve kicks to VPI 3¹/₄ no return
 VPI 1- 23 Francisco rg 4
 2- 27 Francisco rg 1 Popeck, Parker tackle
 3- 28 Francisco ng Shilke
 4- 28 Fisher kicks to VA 2¹/₄ returned by Stetter 10

VIRGINIA 1- 34 Quayle rg 9 Culpeper
 2- 43 Jarvis lg 3 Farmer
 1- 46 Quayle lg 6 Bowling
 2- 48 Davis le ng Culpeper
 3- 48 Davis pass intercepted by Loria
 VPI 1- 40 Stafford pass complete to Barefoot 9
 2- 49 Stafford pass incomplete
 3- 49 Francisco lg 9 MacGregor Barefoot injured
 1- 42 Stafford c 15 Morgan
 1- 27 Francisco 4 Parker
 2- 23 Francisco rg 1 Parker, Bryan
 3- 22 Stafford pass complete to Barefoot 5 Stetter
 4- 18 Francisco rg 3
 1- 15 Groom rg 4 Shilke
 2- 11 Constantandides c ng center line
 3- 11 Constantinides rg 4 center line
 4- 7 Francisco 2 Hammer tackle
 1- 5 Francisco rg 2 Croft, MacGregor tackles
 2- 3 Constantinedes rg 1 Naponick tackle
 3- 2 Francisco rg 2 TD 1:07

PAT Utin k ick good VPI 7 VIRGINIA 0
 Utin k icks to VA 5 returned by Stetter 42 Utin Moody

VIRGINIA 1- 45 Quayle rg -1 Harvey tackle
 2- 44 Davis pass complete to Poa tes Davidson
 -15 against VPI personal foul
 1- 40 Davis pass incomplete
 2- 40 Jarvis lg 12 Thacker
 EN D F QUARTER VPI 7 VIRGINIA 0

SECOND QUARTER

VIRGINIA 1- 28 Davis pass complete to Carrington-2
 2- 30 Davis pass incomplete
 3- 30 Davis pass complete to Jarvis 17
 1- 13 Jarvis lg 3 Garcia tackle
 2- 10 Qu ayle rg 2 Foussekis tackle
 3- 8 Davis pass incomplete to Carrington
 4- 8 Davis pass complete to Quayle 5
 1- 3 Quay le lg TD 12:21 3 yard run
 PAT Hill kick good VIRGINIA 7 VPI 7
 Hill kicks to VPI 10 returned by Francisco to 30 for 20 yard return
 VPI 1- 30 Francisco rg 4 Naponack tackle
 2- 34 Bulheller re 2 Stetter, MacGregor tackles
 3- 36 Francisco le 6 Lockwood
 1- 42 Stafford pass incomplete
 2- 42 Francisco re 9 Bryan tackle
 3- 49 Francisco lg 2
 1- 47 Stafford pass complete to Bulheller 14 Lockwood
 Stetter
 1- 33 Piland rg 2 Croft tackle, Zellers
 2- 31 Stafford lg 4 Bryan tackle
 3- 27 Stafford le 4 B ryan %
 1- 23 Francisco re 3 Schilke tackle
 2- 20 Francisco lg 3 MacGregor, Borchers tackle s
 3- 17 Francisco le 10 Stetter tackle
 1- 7 Francisco rg 2
 2- 5 Francisco rt ng Morgan tackle
 3- 5 Stafford lg 4 Morgan, Hammer tackles
 4- 1 Francisco rg TD 4:29
 PAT Utin kick good VPI 14 VIRGINIA 7
 Utin kicks to VA 5 returned by Stetter to 10,5 Culpeper tackle
 VIRGINIA 1- 10 QUAYLE lt 2 Mooney tackle
 2- 12 Jarvis lt ng Garcia tackle
 3- 12 Jarvis lg -2 Whitley tackle
 4- 10 Reeve kicks to VPI 36 returned by Loria 6
 VPI 1- 42 Stafford re 3 Bryan, Morgan tackle
 2- 45 Stafford -6 B ryan, Parker tackle
 3- 39 Stafford pass complete to Barefoot MacGregor
 4- 49 Fisher kicks to VA 12 returned by Stetter ng
 VIRGINIA 1- 12 Davis rg 3
 END OF HALF VPI 14 VIRGINIA 7

FLASH FOOTBALL STATS

Quick Halftime and After Game Reports of Vital Team Statistics and Individual Leaders

HALFTIME ← Circle One → FINAL

| TEAM STATISTICS | VA | UPT |
|---|--------|----------|
| First Downs | 5 | 9 |
| Rushing Yardage (Net) | 33 | 96 |
| Passing Yardage (Net) | 18 | 43 |
| Passes (Completions-Attempts) | 9 - 4 | 7 - 5 |
| Passes Intercepted by | 0 | 1 |
| Punts (Number-Average) | 2 - 46 | 3 - 34.6 |
| Fumbles Lost | 0 | 0 |
| Yards Penalized | 0 | 20 |

INDIVIDUAL LEADERS

VA.

| RUSHING | Att'd | Net Yards | Avg. |
|---------|-------|-----------|------|
| JARVIS | 5 | 16 | 3.3 |
| QUAYLE | 6 | 21 | 3.5 |
| DAVIS | 3 | (4) | |

| PASSING | Att'd | Compl. | Net Yards |
|---------|-------|--------|-----------|
| DAVIS | 9 | 4 | 18 |

| PASS RECEIVING | No. Rec'd | Net Yards | For YD |
|----------------|-----------|-----------|--------|
| CARRINGTON | 2 | (4) | |
| QUAYLE | 1 | 5 | |
| JARVIS | 1 | 17 | |

UPT

| RUSHING | Att'd | Net Yards | Avg. |
|-----------|-------|-----------|------|
| FRANLISCO | 19 | 62 | 3.3 |
| STAFFORD | 7 | 19 | 2.7 |
| GROOM | 2 | 5 | 2.5 |

| PASSING | Att'd | Compl. | Net Yards |
|----------|-------|--------|-----------|
| STAFFORD | 7 | 5 | 0 |

| PASS RECEIVING | No. Rec'd | Net Yards | For YD |
|----------------|-----------|-----------|--------|
| BARREFOOT | 3 | 23 | |
| BULHELLER | 1 | 14 | |
| FRANLISCO | 1 | 6 | |

ATTENDANCE: 29,000 +

THIRD QUARTER VIRGINIA will receive, defending the South goal.
Utin kicks to VA 7 $\frac{1}{2}$ returned by Quayle to 33 for 26 yards

VIRGINIA 1- 33 Davis le 4
2- 37 -15 against VA personal foul
2- 22 Davis -15 penalty 10 yard loss by Davis
3- Reeve pun ts to 42 no return

Loria returns punt by Reeve

VPI 1- 42 Francisco rg 4 Parker Popeck
2- 38 Stafford 5 tackle by Stetter
3- 32 Stafford le 5 tackle by MacGregor
1- 27 Francisco re 9 tackle by Morgan
2- 18 Bulheller rt 3 tackle by Bryan
3- 15 Stafford lt 6 tackle by MacGregor
2- 9 Francisco rt TD 10:28

PAT Utin kick good VPI 21 VIRGINIA 7

Utin kicks to VIRGINIA 11 returned by Stetter to the 19, Moddy tackle

VIRGINIA 1- 19 Quayle lg 3, tackle by Culpeper
2- 22 Davis pass complete to Anderson 12
Foussekis thrown out
1- 34 Quayle lt 6, tackle by Raible
2- 40 Quayle re 19, tackle by Loria
1- 41 Davis pass complete to Poates, fumble recovered by
Jarvis -11
2- 49 Davis pass complete to Carrington 18
tackle by Harvey, Davidson
3- 41 Davis pass complete to Anderson 17, tackle by
Raible
1- 24 Davis pass incomplete
2- 24 Davis -7, tackle by Farmer
3- 31 Davis pass incomplete
4- 31 Davis pass complete to Quayle 10
VPI 1- 21 Francisco rg 11, tackle by MacGregor
1- 32 Bulheller ng, tackle by MacGregor
2- 32 Stafford rg 7 tackle by Hoppe
3- 39 Francisco -9
4- 35 Fisher kicks to VA 26 returned by Quayle 15
39 yard punt tackle by Dawson

VIRGINIA 1- 41 Davis pass incomplete to Poates
2- 41 Davis pass intercepted by Harvey returned to 32

VPI 1- 32 Stafford re - 2 tackle by Parker
2- 34 Bulheller le 17 tackle by Morgan
3- 17 Stafford 4 tackle by Na onick

4- 13 Utin field goal attempt Good 1:26 29 yards
Utin kicks to VA end zone returned by Quayle 22 to 22, tackle by Culpper

VIRGINIA 1- 22 Davis pass incomplete to Poates, Loria broken up
2- 22 Jarvis lg 4 tackle by Thacker
3- 26 Davis pass complete to Poates 7 tackle by Beamer
4- 33

END OF QUARTER: VPI 24 VIRGINIA 7

FOURTH QUARTER

| | | | |
|----------|----|-----|---|
| VIRGINIA | 1- | 33- | Davis pass complete to Buchanan 7, tackle by |
| | 2- | 40 | Quayle lg 3 tackle by Thacker |
| | 1- | 43 | Davis pass complete to Carrington 3, tackle by Garcia |
| | 2- | 46 | Davis pass incomplete to Poates, Raible, Beamer |
| | 3- | 46 | Quayle lg 12 tackle by Loria |
| | 1- | 42 | Jarvis rg 11 tackle by Loria |
| | 1- | 31 | Jarvis lg 9, tackle by Raible |
| | 2- | 22 | Davis pass incomplete, |
| | 3- | 22 | Quayle rt ng tackle by Garcia |
| | 4- | 22 | Quayle rg 3 tackle by Farmer |
| | 1- | 19 | Davis -7 tackle by Raible |
| | 2- | 26 | Davis pass incomplete |
| | 3- | 26 | Davis pass complete to Paaskoski tackle b B |
| | 1- | 9 | Quayle le 2 tackle by Beamer |
| | 2- | 7 | Quayle ng tackle by Raible Culpger |
| | 3- | 7 | Jarvis rt 5 tackle by Farmer Garcia |
| | 4- | 2 | Davis pass incomplete |
| VPI | 1- | 2 | Constantinides 5 |
| | 2- | 7 | Constantinides 7 |
| | 1- | 14 | Constantinides lg 2 |
| | 2- | 16 | Stafford 2 tackle by Parker |
| | 3- | 18 | Stafford re 12 tackle by Morgan |
| | 1- | 30 | Piland rg 7, tackle by Hammer |
| | 2- | 37 | Constantinides 3rg, tackle by Naponick |
| | 1- | 40 | Stafford 7, tackle by MacGregor |
| | 2- | 47 | Constantinides rt 7, tackle by Stetter |
| | 1- | 45 | Constantinides rt 4, tackle by Hammer |
| | 2- | 46 | Constantinides 11 |
| | 1- | 30 | " tackle by Borchers, 4 |
| | 2- | 26 | Piland rg 6, tackle by Borchers |
| | 1- | 20 | Constantinides rt 3 |
| | 2- | 17 | Constantinides fumbles Croft recovers |
| VIRGINIA | 1- | | Quayle fumbles, recovered by Jarvis 1 |
| | 2- | 18 | Davis pass complete to Kemp 10 Mooney tackle |
| | 1- | 28 | Davis pass incomplete |
| | 2- | 28 | Davis pass incomplete |

END OF GAME VPI 24 VIRGINIA 7

QUOTES BY GEORGE BLACKBURN:

ON VPI: "They are a fine football team, I would certainly rate them with Clemson and Duke.....Stafford is a fine quarterback, he runs that type team very well and he hurt us with his running and passing....

ON THE GAME: We run the race, but we lack production against these good teams. Once again, we hurt ourselves when we missed chances to move the ball in. ...I'm not faulting effort on our part, we just simply have not been getting that ball over when we are down there... There is only a fine margin between how you do when you win or lose. We weren't clicking, but they are a fine football team..We can't seem to stay close in these games against real good football teams, and that definitely adjusts the game plans....There was nothing wrong with their surprise play, we tried a tackle eligible pass which was complete to Buchanan, but it was a little low and we only got eight yards out of it.a surprise play like ^{we both} ~~they~~ used is good if it works, it keeps you honest..."

CLAIBORNE:

"Overall, we were just real tickled to win.

"We thought our offense was pretty good and that Francisco ran well on the goal line. We hated to give the ball up by that fumble on the last drive.

"We thought our defense gave up a lot of yardage -- maybe too much -- but ~~we~~ got tough near the goal line.

"We hurt ourselves with too many penalties -- and that we have to correct."

HOMEcoming
N.C. STATE vs VIRGINIA
CARTER STADIUM
OCTOBER 29, 1966

1.

OFFICIALS: Referee, Bill Shipley University of Baltimore
Umpire, Tom Chambers Duke
Head Linesman, Julian McKenzie University of North Carolina
Back Judge, Bill Davis, Duke
Field Judge, Charlie Timmons Clemson
Clock operator, Al Walser West Point

SCORING SUMMARY
N.C. STATE vs VIRGINIA

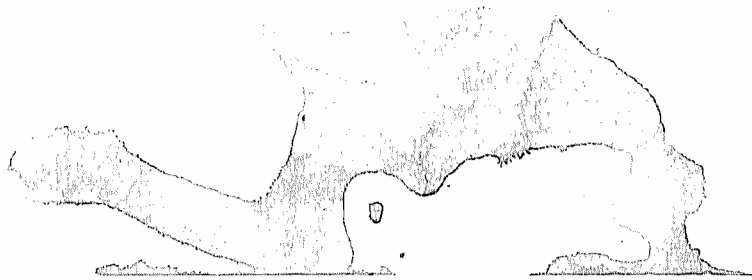
SCORING BY QUARTERS:

| | | | | | |
|----------------------|---|----|----|---|----|
| VIRGINIA | 7 | 0 | 7 | 7 | 21 |
| NORTH CAROLINA STATE | 7 | 14 | 14 | 7 | 42 |

INDIVIDUAL SCORING:

N.C. STATE- DeArment 4 rush (Deters kick)
VIRGINIA - Carrington 20 pass from Davis (Hill kick)
N.C. State- DeArment 5 rush (Deters kick)
N.C. STATE- Downan 1 rush (Deters kick)
VIRGINIA - Carrington 41 pass from Davis (Hill kick)
N.C. State- Rowe 3 rush (Deters kick)
N.C. STATE- Williams 24 intercepted pass (Deters kick)
N.C. STATE- Dockery 1 plunge (Warren kick)
VIRGINIA - Kemp 10 run (Hill kick)

ATTENDANCE: 28,000



N. C. STATE

vs. VIRGINIA

OCTOBER 29, 1966

FINAL TEAM FOOTBALL STATISTICS

| | N. C. STATE | | | VIRGINIA | |
|---|-------------|----|----|----------|----|
| First Downs Rushing | 12 | | | 6 | |
| First Downs Passing | 4 | | | 6 | |
| First Downs by Penalties | 2 | | | 0 | |
| TOTAL FIRST DOWNS | 18 | | | 12 | |
| Number Attempts Rushing | 61 | | | 32 | |
| Yards Gained Rushing | 267 | | | 142 | |
| Yards Lost Rushing | 15 | | | 21 | |
| NET YARDS GAINED RUSHING | 252 | | | 121 | |
| Number Passes Attempted | 9 | | | 24 | |
| Number Passes Completed | 6 | | | 9 | |
| Number Passes Had Intercepted | 0 | | | 3 | |
| NET YARDS GAINED PASSING | 49 | | | 139 | |
| Number Plays Rushing and Passing | 70 | | | 56 | |
| TOTAL OFFENSE YARDAGE | 301 | | | 260 | |
| Number Opponents Passes Intercepted | 3 | | | 0 | |
| NET YARDS INTERCEPTIONS RETURNED | 64 | | | 0 | |
| Number Times Punted | 5 | | | 7 | |
| Number Passes Had Blocked | 0 | | | 0 | |
| PUNTING AVERAGE, YARDS | 34.8 | | | 37.3 | |
| Number Punts Returned | 3 | | | 4 | |
| NET YARD PUNTS RETURNED | 7 | | | 71 | |
| Number Kickoffs Returned | 2 | | | 7 | |
| NET YARDS KICKOFFS RETURNED | 63 | | | 104 | |
| Number Times Penalized | 2 | | | 8 | |
| TOTAL YARDS PENALIZED | 10 | | | 50 | |
| Number Times Fumbled | 2 | | | 1 | |
| NUMBER OWN FUMBLES LOST | 2 | | | 1 | |
| N. C. state | 7 | 14 | 14 | 7 | 42 |
| VIRGINIA | 7 | 0 | 7 | 7 | 21 |

Scoring:

| | | |
|--------|------------|------------------------------------|
| N.C.S. | DEARMENT | Run 9 yd (Deters Kick) |
| VA. | CORNINGTON | Pass from Davis 20 yds (HILL Kick) |
| N.C.S. | DEARMENT | Run 5 yd (Deters Kick) |
| N.C.S. | DONNAN | Run 1 yd (" ") |
| VA | CORNINGTON | Pass from Davis 8 yd (Hill Kick) |
| N.C.S. | ROWE | Run 3 yds (Deters Kick) |
| N.C.S. | WILLIAMS | 1 pt Pass 2 yd (Deters Kick) |
| N.C.S. | DOCKERY | Run 1 yd (WARREN KICK) |
| VA | KEMP | Run 11 yds (Hill Kick) |

Attendance: 28,000

Weather: Clear - Warm

N. C. STATE UNIVERSITY vs UNIVERSITY OF VIRGINIA

October 29, 1966

Carter Stadium

N. C. STATE
TACKLES

UNIV. OF VIRGINIA
TACKLES

| Player | Solo | Assist | Player | Solo | Assist |
|------------|------|--------|--------------|------|--------|
| McMAHON | 2 | 0 | SETTER | 3 | 8 |
| MORROW | 2 | 1 | MORGAN | 2 | 6 |
| WILLIAMS | 2 | 3 | MAC GREGOR | 2 | 5 |
| COMBS | 0 | 1 | KLINGENSMITH | 0 | 3 |
| EVERETT | 3 | 3 | BORCHERS | 2 | 3 |
| WHITMAN | 0 | 2 | POPELK | 1 | 2 |
| ROWE | 0 | 1 | CROFT | 0 | 1 |
| SPANGLER | 0 | 1 | HAMMER | 1 | 5 |
| AMATO | 3 | 2 | HARRIS | 0 | 3 |
| HOLLAND | 0 | 4 | BRAND | 1 | 0 |
| BROOKSHIRE | 0 | 3 | PARKER | 3 | 1 |
| CARROLL | 1 | 5 | WALFE | 1 | 0 |
| JACKSON | 3 | 4 | OWALE | 0 | 1 |
| BYRD | 2 | 3 | WOOD | 0 | 1 |
| MONAGAN | 1 | 0 | HOPPE | 2 | 3 |
| PEID | 2 | 3 | LARKWOOD | 1 | 0 |
| G. WARREN | 0 | 1 | RYAN | 6 | 3 |
| LALI | 0 | 2 | SCHILKE | 2 | 0 |
| CATES | 1 | 0 | HILL | 0 | 1 |
| LEMMONS | 0 | 1 | PATKOSKI | 0 | 2 |
| | | | JARVIS | 1 | 0 |
| | | | NAPONICK | 1 | 1 |
| | | | GRAY | 4 | 0 |
| | | | POATE | 1 | 0 |

FINAL INDIVIDUAL FOOTBALL STATISTICS

N. C. STATE

RUSHING

| Player | Att. | Gain | Loss | Net |
|----------|------|------|------|-----|
| Nogale | 12 | 71 | 2 | 69 |
| DeArment | 13 | 57 | 0 | 57 |
| Rowe | 7 | 31 | 0 | 31 |
| Wyland | 2 | 4 | 0 | 4 |
| Dannan | 5 | 11 | 11 | 0 |
| Borschuk | 5 | 36 | 0 | 36 |
| Hall | 1 | 5 | 0 | 5 |
| Klehe | 6 | 31 | 0 | 31 |
| Mason | 7 | 19 | 2 | 17 |
| Dockery | 2 | 2 | 0 | 2 |

PASSING

| Player | Att. | Compl. | Intc. | Yds. |
|----------|------|--------|-------|------|
| Dannan | 6 | 4 | 0 | 35 |
| Nogale | 1 | 1 | 0 | 10 |
| Klehe | 1 | 0 | 0 | 0 |
| DeArment | 1 | 1 | 0 | 4 |

PASS RECEIVING

| Player | No. | Yds. | TD |
|----------|-----|------|----|
| Rowe | 3 | 25 | 0 |
| Marshall | 1 | 6 | 0 |
| DeArment | 1 | 10 | 0 |
| Gentry | 1 | 11 | 0 |

PUNTING

| Player | No. | Avg. |
|--------|-----|------|
| Klehe | 4 | 37.3 |
| Dannan | 1 | 32 |

KICKOFF RETURNS

| Player | No. | Yds. |
|--------|-----|------|
| Rowe | 2 | 61 |

PUNT RETURNS

| Player | No. | Yds. |
|--------|-----|------|
| Morrow | 1 | 5 |
| Rowe | 2 | 2 |

PASS INTERC.

| Player | No. | Yds. |
|---------|-----|------|
| James | 1 | 0 |
| McMahon | 1 | 46 |
| William | 1 | 24 |

VIRGINIA

RUSHING

| Player | Att. | Gain | Loss | Net |
|-----------|------|------------------|------|------|
| Jarvis | 10 | 36 | 0 | 36 |
| Quayle | 11 | 37 34 | 3 | 33 |
| Davis | 4 | 5 | 17 | (12) |
| Reeve | 1 | 13 | 0 | 13 |
| Paczkoski | 3 | 6 | 0 | 6 |
| Kemp | 3 | 36 | 0 | 36 |

PASSING

| Player | Att. | Compl. | Intc. | Yds. |
|--------|------|--------|-------|------|
| Davis | 22 | 8 | 3 | 114 |
| Kemp | 2 | 1 | 0 | 25 |

PASS RECEIVING

| Player | No. | Yds. | TD |
|-------------------|-----|------|----|
| Carrington | 5 | 96 | 2 |
| Anderson | 3 | 18 | 0 |
| Quayle | | | |
| Peates | 1 | 25 | 0 |

PUNTING

| Player | No. | Avg. |
|--------|-----|------|
| Roove | 7 | 37.3 |

KICKOFF RETURNS

| Player | No. | Yds. |
|---------|-----|------------------|
| Quayle | 4 | 92 |
| Stetter | 2 | 21 21 |

PUNT RETURNS

| Player | No. | Yds. |
|---------|-----|------|
| Stetter | 4 | 71 |

PASS INTERC.

N.C. STATE VS. VIRGINIA
Carter Stadium, Oct. 29, 1966, Homecoming

Weather--Clear, 78 degrees; wind 10 mph from NW

State won the toss, elected to defend the north goal, Virginia will receive Warren's kickoff ~~Quayle~~ taken by Quayle at goal, returned to 22

VIRGINIA

- 1-10-22--Davis' pass no good
 - 2-10-22--Davis' pass complete to Anderson, gain of 8
 - 3-2-30--Davis' pass complete to Quayle, & Virginia pen. 5, illegal procedure
 - 3-7-25--Davis' pass incomplete, he was badly rushed
 - 4-7-25--Reeve's punt fair caught by Rowe at State 47, 28-yard punt
- STATE (Noggle)
- 1-10-34--Noggle on keep goes 11 yards
 - 1-10-42--DeArment for two yards
 - 2-8-14--Noggle's jump pass to Rowe good for 10 yards
 - 1-10-30--DeArment for three yards off right side
 - 2-7-27--DeArment for five yards
 - 3-2-22--Noggle on quarterback draw for eight yards
 - 1-10-14--Noggle on keeper to left side for nine yards
 - 2-1-5--DeArment up middle for TD, 53 yards in 8 plays

STATE 6, VIRGINIA 0

Deters kick good

STATE 7, Virginia 0

10:00 left in first quarter

Warren's kickoff taken by Quayle at 6, returned to 48, 42-yard return

VIRGINIA

- 1-10-48--Jarvis for two yards
 - 2-8-50--Davis' pass intercepted by James at State 21, no return
- STATE (Noggle)
- 1-10-21--Noggle kept around left side, gain of 2
 - 2-8-23--Wyland for no gain
 - 3-8-23--Noggle keeps to right for two
 - 4-6-25--Klebe's punt taken by Stetter at 34, returned to 43, return of 9
- VIRGINIA

punt of 41

- 1-10-14--Davis' pass incomplete
 - 2-10-43--Jarvis for three
 - 3-7-46--Davis' pass for Carrington is incomplete
 - 4-7-46--Reeve's punt fair caught by Rowe at State 24
- STATE (Donnan)

- 1-10-24--Rowe for no gain
 - 2-10-24--Donnan's pass complete to Martel for 6 yards
 - 3-4-30--Donnan's pass intended for DeArment is overthrown
 - 4-4-30--Klebe's punt Taken at 30 by Stetter, returned to State 20, return of 50, punt of 40
- VIRGINIA

- 1-10-20--Quayle for five yards
 - 2-5-15--Virginia penalized five for illegal procedure
 - 2-10-20--Quayle for five
 - 3-5-15--time out Virginia--Quayle fumbled, recovered by Amato at 15
- STATE (Noggle)

- 1-10-15--DeArment for two yards
 - 2-8-17--Noggle fumbled, recovered by Hoppe, loss of two on play, at 15
- VIRGINIA

- 1-10-15--Virginia penalized five, illegal procedure
- 1-15-20--Davis' pass caught by Carrington on goal for TD

STATE 7, VIRGINIA 6

Hill's kick good

STATE 7, VIRGINIA 7

0:35

Hill's kickoff taken by Rowe at 13, returned to State 31, return of 18

STATE (Donnan)

Va. offside, declined

- 1-10-31--Donnan for two yards
- 2-8-33--Donnan's pass complete to DeArment FOR 10 yards

END OF QUARTER

STATE 7, VIRGINIA 7

STATE VS. VIRGINIA
SECOND QUARTER

STATE (Donnan)

1-10-34--DeArment for no gain
2-10-43--Donnan up middle for five
3-5-48--Donnan's pass intended for DeArment broken up by Klingensmith
4-5-48--Klebe's punt fair caught by Stetter at Virginia 25, punt of 27 yards
VIRGINIA

1-10-25--Jarvis for two yards
2-8-27--Davis' pass for Jarvis no good
3-8-27--Quayle losses one
4-9-26--Hill's punt taken on 23, returned to 28, 51 yard punt, five return
STATE (Noggle)

1-10-28--DeArment for four yards
2-6-32--Noggle on keep for 12 yards
1-10-44--DeArment for six yards
2-4-50--Noggle for three yards
3-1-47--DeArment on pitchout to left for four yards (Donnan at QB)
1-10-43--Noggle back in, he fumbles, recovered at 35 by Popeek, 8 yard gain
VIRGINIA

1-10-35--Davis' pass intercepted by McMann at V45, returned 40 to 5

STATE

~~kick~~ 1-goal-5--DeArment scores around right end

STATE 13, VIRGINIA 7

Deter's kick good

STATE 14, VIRGINIA 7 8:06 left

Warren's kickoff taken by Stetter at 23, no return

VIRGINIA

1-10-23--Quayle for 7 yards
2-3-30--Jarvis up middle for five
1-10-35--Quayle for four yards
2-6-39--Davis' pass to Anderson good for three yards
3-3-42--Davis fumbled snap, picked up, ran right end for no gain
4-3-42--E Reeve's punt goes out of bounds at state 26, 32 yard punt
STATE (Donnan)

1-10-26--Barchuk for no gain
2-10-26--Donnan's pass to Rowe good for 8 yards
3-2-34--Virginia offside
1-10-39--Barchuk for 7 yards
2-3-34--Rowe around right side for 20 yards
1-10-34--State time, 3:50--Barchuk off left side for 22
1-10-12--Wyland up middle for three yards
2-7-9--Barchuk for two yards
3-5-7--time out Virginia, 2:48--Donnan for three yards
4-2-4--Rowe to right side for first down at one, gain of three
1-goal-1--Donnan on sneak for TD, 74 yards in 11 plays

STATE 20, VIRGINIA 7

Deters' kick is good

STATE 21, VIRGINIA 7 1:46

Warren's kickoff taken by Anderson at V35, no return

VIRGINIA

1-10-35--Davis carries for five, laterals to Quayle for 12 yards
1-10-34--Virginia time, 1:08--Davis' pass taken by Carrington, 11 gain
1-10-37--Davis' pass is no good, stops clock, 0:50
2-10-37--Davis' pass complete to Carrington for 11 yards, Va. time, 0:42
1-10-26--Davis' pass for Anderson is incomplete
2-10-26--0:36 left--Davis' pass to Anderson good for seven yards
3-3-19--Davis' pass out of bounds, stops clock with 17 sec. (3-3-19)
4-3-19--Va. penalized five for delay of game-- ~~kick~~ (4-3-19)
4-8-24--Davis' pass to Quayle incomplete in end zone (4-8-24)

STATE (Noggle)

1-10-24--Noggle for two yards

END OF HALF

STATE 21, VIRGINIA 7

FLASH FOOTBALL STATS

Quick Halftime and After Game Reports of Vital Team Statistics and Individual Leaders

HALFTIME

← Circle One →

FINAL

TEAM STATISTICS

| | STATE | VIRGINIA |
|---|----------|----------|
| First Downs | 11 | 5 |
| Rushing Yardage (Net) | 160 | 50 |
| Passing Yardage (Net) | 34 | 60 |
| Passes (Completions-Attempts) | 4-6 | 6-17 |
| Passes Intercepted by | 2 | 0 |
| Punts (Number-Average) | 3 - 36.0 | 4 - 35.7 |
| Fumbles Lost | 2 | 1 |
| Yards Penalized | 0 | 25 |

INDIVIDUAL LEADERS

STATE

VIRGINIA

| RUSHING | Att'd | Net Yards | Avg. |
|-----------|-------|-----------|------|
| NOGGLE | 10 | 55 | 5.5 |
| DE ARMENT | 10 | 36 | 3.6 |
| BARCHUK | 4 | 32 | 8.0 |

| RUSHING | Att'd | Net Yards | Avg. |
|---------|-------|-----------|------|
| JARVIS | 4 | 12 | 3.0 |
| QUAYLE | 6 | 32 | 5.3 |
| DAVIS | 2 | 5 | 2.5 |

| PASSING | Att'd | Compl. | Had Int'd | Net Yards |
|---------|-------|--------|-----------|-----------|
| DONNAN | 5 | 3 | 0 | 24 |
| NOGGLE | 1 | 1 | 0 | 10 |

| PASSING | Att'd | Compl. | Had Int'd | Net Yards |
|---------|-------|--------|-----------|-----------|
| DAVIS | 17 | 6 | 2 | 60 |

| PASS RECEIVING | No. Rec'd | Net Yards | For TD |
|----------------|-----------|-----------|--------|
| ROWE | 2 | 18 | 0 |
| DE ARMENT | 1 | 10 | 0 |
| MARTELL | 1 | 6 | 0 |

| PASS RECEIVING | No. Rec'd | Net Yards | For TD |
|----------------|-----------|-----------|--------|
| ANDERSON | 3 | 18 | 0 |
| CARRINGTON | 3 | 42 | 1 |

N.C. STATE VS. VIRGINIA
THIRD QUARTER

Virginia elected to receive, N.C. State to defend North Goal
Warren's kickoff taken by Quayle at ~~state~~ two, returned 15 to 17
VIRGINIA

1-10-17--Jarvis gains one
2-9-18--Jarvis on draw for five yards
3-4-23--Davis' pass complete to Carrington at 36, gain of 13
1-10-36--Quayle for four yards
2-6-40--Quayle for three yards
3-3-43--Jarvis for one yard
4-2-44--Reeve's punt was fake, ran for 13 yards
1-10-54-3--Paczkoski for two yards
2-8-41--Davis' pass to Carrington good for TD--83 yards in nine plays
STATE 21, VIRGINIA 13
Hill's kick is good
STATE 21, VIRGINIA 14 9:49

Hill's kickoff taken by Rowe at 14, returned to Virginia 43, return of 43
STATE (Noggle)

1-10-43--Wyland for one yard
2-9-42--Noggle around left side for five
3-4-37--DeArment's pass to Rowe good for four yards
1-10-33--DeArment for nine yards through right side
2-1-24--Noggle on keep up middle for 9 yards
1-10-15--DeArment up middle for six yards
2-4-9--Rowe for no gain around right end
3-4-9--DeArment off left tackle for six yards
~~State~~ 1-goal-3--Rowe for TD on sissors, 43 yards in nine
STATE 27, VIRGINIA 14
Deters' kick is good
STATE 28, VIRGINIA 14 5:29

Warren's kickoff taken by Quayle on one, returned to 14, return of 13
VIRGINIA

1-10-14--Gain of four by Quayle
2-6-18--Davis on keep for no gain
3-6-18--Davis' pass intercepted by Williams at 24, ran for TD, good rush
STATE 34, VIRGINIA 14
Deters' kick good
STATE 35, VIRGINIA 14 3:43 left

Warren's kickoff taken by Stetter at one, returned 9 to 10 yard line
VIRGINIA

1-10-10--Jarvis for 8 yards on draw
2-2-18--Jarvis for five yards
1-10-23--Jarvis for four yards
~~ka~~ 2-6-27--Byrd throws Davis for 17 yard loss to 10
3-23-10--Davis' pass to Peates overthrown at midfield
4-23-10--Reeve's punt rolls dead at State 49, punt of 41
STATE (Donnan)
1-10-54-9--Donnan's pass is good to Gentry on tackle eligible play, 11 yards
1-10-54-0--Donnan trapped trying to pass, 11 down
2-21-54-9--

END OF QUARTER

STATE 35, VIRGINIA 14

N. C. STATE VS. VIRGINIA
Fourth Quarter

STATE (Klebe)

2-21-3492--Rinkus Hall on pitchout gains five
3-16-46--Klebe on keep for five yards
4-11-41--Donnan's punt fair caught at nine by Stetter

VIRGINIA

1-10-9--Virginia penalized five yards, illegal procedure
1-15-4--Paczkoski gains four
2-11-8--Everett breaks through to throw Quayle for three yard loss
3-14-5--Davis' pass to Kemp way overthrown at midfield
4-14-5--Rowe takes Reeve's punt at Virginia 48, losses five on return

STATE (Klebe)

1-10-347--Rowe for three yards
2-7-50--Rowe on scissors for two yards
3-5-48--Sarchuk for four yards
4-1-44--Donnan's punt downed on the five, Virginia clipped before ball dead
1-10-29--Mason for one yard State picks up 15 on p1

2-9-28--Klebe for no gain
3-9-28--Klebe on the keep for nine yards and first down
1-10-19--Mason up middle for three yards
2-7-16--Mason for two yards
3-5-14--Klebe on keep for five yards and first down
1-goal-9--Mason to 8, State penalized five for illegal procedure
1-goal-14--Mason to the six, gain of 8
2-goal-6--Dockery gains one to five
3-goal-5--Mason gains four, goes right to goal

VIRGINIA 4-goal-1--Dockery goes in, 53 yards in 13 plays

~~Warren's~~

STATE 41, VIRGINIA 14

Warren's kick good

STATE 42, VIRGINIA 14 5:15 left

Warren's kickoff goes out of bounds, State Penalized five
Warren's kick from 35 taken by Stetter at 18, returned to 12 to 30
VIRGINIA (Kemp)

1-10-30--Virginia penalized five, illegal procedure
1-15-25--Kemp for no gain
2-15-25--Davis' pass no good
3-15-25--Paczkoski for no gain on draw
4-15-25--Reeve's punt taken by Rowe at 33, returned 7, punt of 42

STATE

1-10-40--Mason for one
2-9-41--Mason losses two
3-11-39--Klebe keeps, knocked out after gain of three
4-8-42--Klebe's punt taken by Stetter on 24, returned 12, kick of 34
VIRGINIA (Kemp)

1-10-36--Quayle for three
2-7-39--Kemp on keeper goes 25 yards
1-10-36--Kemp's pass to Poates good for 25 yards
1-10-11--Kemp goes around right end for TD, 64 yards in four plays

STATE 42, VIRGINIA 20

Hill's kick good

STATE 42, VIRGINIA 21 0:20 left

Hill's kickoff was inside try, Spangler covers at State 38

STATE (Klebe)

1-10-38--Klebe's pass for Coleman is incomplete
2-10-38--Klebe for nine yards on keeper

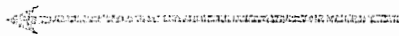
END OF GAME

FINAL SCORE: NORTH CAROLINA STATE 42, VIRGINIA 21

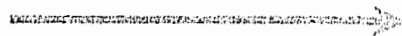
FLASH FOOTBALL STATS

Quick Halftime and After Game Reports of Vital Team Statistics and Individual Leaders

HALFTIME



Circle One



FINAL

| TEAM STATISTICS | N. C. STATE | VIRGINIA |
|---|-------------|----------|
| First Downs | 18 | 12 |
| Rushing Yardage (Net) | 251 | 121 |
| Passing Yardage (Net) | 49 | 139 |
| Passes (Completions-Attempts) | 6-9 | 9-24 |
| Passes Intercepted by | 3 | 0 |
| Punts (Number-Average) | 5-34.8 | 7-37.3 |
| Fumbles Lost | 2 | 1 |
| Yards Penalties | 10 | 50 |

INDIVIDUAL LEADERS

N. C. STATE

| RUSHING | | | |
|----------------|-----------|-----------|-----------|
| | Att'd | Net Yards | Avg. |
| NOGGLE | 12 | 69 | 5.7 |
| DE ARDENT | 13 | 57 | 4.4 |
| BARCHUK | 5 | 36 | 7.2 |
| PASSING | | | |
| | Att'd | Compl. | Net Yards |
| DONNAN | 6 | 4 | 35 |
| PASS RECEIVING | | | |
| | No. Rec'd | Net Yards | For TD |
| ROWE | 3 | 22 | 0 |

VIRGINIA

| RUSHING | | | |
|----------------|-----------|-----------|-----------|
| | Att'd | Net Yards | Avg. |
| JARVIS | 10 | 36 | 3.6 |
| QUAYLE | 11 | 33 | 3.0 |
| DAVIS | 4 | (12) | |
| REEVE | 1 | 13 | 13.0 |
| KEMP | 3 | 36 | 12.0 |
| PASSING | | | |
| | Att'd | Compl. | Net Yards |
| DAVIS | 22 | 8 | 114 |
| KEMP | 2 | 1 | 25 |
| PASS RECEIVING | | | |
| | No. Rec'd | Net Yards | For TD |
| CARRINGTON | 5 | 96 | |
| ANDERSON | 3 | 18 | |
| POATES | 1 | 25 | |

POST-GAME QUOTES:

EARLE EDWARDS, N.C. STATE:

"This is the most points we've had for a long while. We hoped we could move the ball on Virginia.

The pass interceptions proved very helpful to us. Overall, our defense did a good job on Bob Davis. This was his kind of day, bright, dry and sunny. But we (our coaches) have to commend our defense.

Bill James, our defensive co-captain, was presented the game ball by the boys. Bill's father died this week and Bill didn't work out with us until Thursday. He made the first interception and played very well for us.

We did some things we didn't like. I've been complaining about our kick coverage all along. I've thought about not kicking and give them the ball where it is. I wish we could do better in this department.

I'm pleased with the performance. We've had great effort the last two weeks, and I was worried about this one...whether we could be ready again.

We warned our boys about the long bomb. He ~~was~~ (Quayle) nearly got it at the half (the long pass.) It sure is better to be ahead 21-7 at the half instead of 21-14.

We drilled extra hard on balance and chasing drills this week to combat Davis. I think the boys did well in that respect.

GEORGE BLA CKBURN:

"State took advantage of every opportunity they had, they are a good tough team, with a background of top opposition this season. They have never been really handled by anyone. They are a real fine team, and Earle is a fine, fine coach. They are making their late run, as usual.

We are too spasmodic on offense...we are not consistent when we have the ball, we just seem to drop off when it comes to a long drive.

Reeve was on his own on the fake punt. State had a punt return on and only rushed one man. It is something that he has worked on, and he thought he could beat the one rusher. He is a cool youngster and punted very well today.

I decided early in the week to be on the phones upstairs, since the coach has the worst seat in the house. As luck would have it, our phones were not working a good deal of the time.

State is certainly as good, or better than anyone we have played. Their kids are toughened and have a real killer ~~instinct~~ instinct when they get a break - and we sure gave them some this afternoon.

Georgia Tech vs. Virginia Nov. 5, 1966

FINAL TEAM FOOTBALL STATISTICS

| | <u>GA. TECH</u> | <u>VIRGINIA</u> |
|---|-----------------|-----------------|
| First Downs Rushing | 17 | 8 |
| First Downs Passing | 3 | 6 |
| First Downs by Penalties | 1 | 1 |
| TOTAL FIRST DOWNS | 21 | 15 |
| Number Attempts Rushing | 53 | 43 |
| Yards Gained Rushing | 251 | 159 |
| Yards Lost Rushing | 21 | 20 |
| NET YARDS GAINED RUSHING | 230 | 139 |
| Number Passes Attempted | 10 | 21 |
| Number Passes Completed | 4 | 10 |
| Number Passes Had Intercepted | 2 | 0 |
| NET YARDS GAINED PASSING | 51 | 125 |
| Number Plays Rushing and Passing | 63 | 64 |
| TOTAL OFFENSE YARDAGE | 281 | 264 |
| Number Opponents Passes Intercepted | 0 | 2 |
| NET YARDS INTERCEPTIONS RETURNED | 0 | 0 |
| Number Times Punted | 4 | 3 |
| Number Punts Had Blocked | 1 | 0 |
| PUNTING AVERAGE, YARDS | 30.7 | 31.3 |
| Number Punts Returned | 0 | 3 |
| NET YARDS PUNTS RETURNED | 0 | 52 |
| Number Kickoffs Returned | 3 | 2 |
| NET YARDS KICKOFFS RETURNED | 58 | 37 |
| Number Times Penalized | 3 | 6 |
| TOTAL YARDS PENALIZED | 22 | 70 |
| Number Times Fumbled | 1 | 2 |
| NUMBER OWN FUMBLES LOST | 1 | 2 |

VIRGINIA 0 7 6 0 - 13

GEORGIA TECH 0 7 7 0 - 14

Scoring: Virginia - Davis 6, run (HILL KICK)
Ga. Tech - Almond 15, pass from Good (Henry Kick)
Virginia - Davis 1, run (run failed).
Ga. Tech - Soble 1, run (Henry Kick).

Attendance: 42,126 Weather: Cool and Fair

FINAL INDIVIDUAL FOOTBALL STATISTICS

GEORGIA TECH

RUSHING

| Player | Att. | Gain | Loss | Net |
|---------|------|------|------|-----|
| SNOW | 26 | 136 | 5 | 131 |
| GOOD | 19 | 82 | 13 | 69 |
| BAVNHAM | 3 | 11 | 0 | 11 |
| HARVIN | 1 | 8 | 0 | 8 |
| BROWN | 3 | 8 | 3 | 5 |
| WEAVER | 2 | 6 | 0 | 6 |

PASSING

| Player | Att. | Compl. | Intc. | Yds. |
|--------|------|--------|-------|------|
| GOOD | 10 | 4 | 2 | 51 |

PASS RECEIVING

| Player | No. | Yds. | TD |
|---------|-----|------|----|
| FORTIER | 2 | 26 | 0 |
| ALMOND | 1 | 15 | 1 |
| SNOW | 1 | 10 | 0 |

PUNTING

| Player | No. | Avg. |
|--------|-----|------|
| MASON | 3 | 41 |
| TEAM | 1 | 0 |

KICKOFF RETURNS

| Player | No. | Yds. |
|--------|-----|------|
| BROWN | 2 | 35 |
| HELLER | 1 | 23 |

PUNT RETURNS

| Player | No. | Yds. |
|--------|-----|------|
| 0 | | |

PASS INTERC.

| Player | No. | Yds. |
|--------|-----|------|
| 0 | | |

VIRGINIA

RUSHING

| Player | Att. | Gain | Loss | Net |
|--------|------|------|------|-----|
| QUAYLE | 20 | 78 | 4 | 74 |
| DAVIS | 14 | 64 | 7 | 57 |
| JARVIS | 8 | 17 | 1 | 16 |
| KEMP | 1 | 0 | 8 | -8 |

PASSING

| Player | Att. | Compl. | Intc. | Yds. |
|--------|------|--------|-------|------|
| DAVIS | 20 | 10 | 0 | 125 |
| KEMP | 1 | 0 | 0 | 0 |

PASS RECEIVING

| Player | No. | Yds. | TD |
|------------|-----|------|----|
| QUAYLE | 4 | 39 | 0 |
| ANDERSON | 3 | 43 | 0 |
| KEMP | 1 | 20 | 0 |
| JARVIS | 1 | 15 | 0 |
| CARRINGTON | 1 | 8 | 0 |

PUNTING

| Player | No. | Avg. |
|--------|-----|------|
| REEVE | 3 | 31.3 |

KICKOFF RETURNS

| Player | No. | Yds. |
|--------|-----|------|
| JARVIS | 1 | 5 |
| QUAYLE | 1 | 32 |

PUNT RETURNS

| Player | No. | Yds. |
|---------|-----|------|
| STETTER | 3 | 52 |

PASS INTERC.

| Player | No. | Yds. |
|---------|-----|------|
| MORGAN | 1 | 0 |
| STETTER | 1 | 0 |

GEORGIA TECH VS VIRGINIA

THE LINEUPS

GEORGIA TECH OFFENSE

SE FORTIER, STEVENSON, ~~WALKER~~
LT MOORER, ~~SMITH~~, ~~SMITHS~~
LG MCCOY, ~~SMITH~~
C BRELAND, ~~SMITH~~, ~~SMITH~~
RG NELSON, MYDDELTON
RT STORY, PENLEY
TE ALMOND, MELVIN, GERHARDT
QB GOOD, BONIFAY
FB HARVIN, WEAVER, CULTON, INGLETT
TB SNOW, BROWN, HELLER
WB BAYNHAM, SIAS, FOSTER
PK HENRY, CARMICHAEL

VIRGINIA OFFENSE

SE ANDERSON, ~~SMITH~~
LT WOOD, ~~SMITH~~
LG SMELLY, ~~SMITH~~ M. JARVIS
C JONES, McWILLIAMS, ~~SMITH~~
RG BUCHANAN, ~~SMITH~~
RT COPELAND, ~~SMITH~~
TE CARRINGTON, ~~SMITH~~
QB DAVIS, KEMP, ARNETTE
FB C. JARVIS, PAZKOSKI, ~~SMITH~~
TB QUAYLE, SERINO, ~~SMITH~~, ~~SMITH~~
WB POATES, ~~SMITH~~
PK HILL

GEORGIA TECH DEFENSE

LE CARLISLE, ~~SMITH~~, ~~SMITH~~
LT LAGANA, ~~SMITH~~
MLB BLANE, MOLLANDER, ~~SMITH~~
RT ASHMORE, GIBSON, ~~SMITH~~
RE WILCOX, DENNEY, GLISSON
LLB EDMUNDS, SHOOK, KILTIE
RLB SCHROER, ~~SMITH~~, ~~SMITH~~
LH KICKLIGHTER, DALE, KINARD
RH EASTMAN, TURNER
S BURKE, WALLACE, JARRETT
TW SMITH, BARBER, GRESHAM
P MASON, ~~SMITH~~

VIRGINIA DEFENSE

LE CROFT, KREBS, ~~SMITH~~
LT HARRIS, ~~SMITH~~
MC NAPONICK, POPECK, CONSTANTINE, ~~SMITH~~
RT PARKER, BRAND, CASCELLA
RE HOPPE, ~~SMITH~~, ~~SMITH~~
LC BORCHERS, SCHILKE
LLB MAGGREGOR
RLB HAMMER, BRYAN
RC KLINGENSMITH, ~~SMITH~~
LS MORGAN, ~~SMITH~~
RS STETTER, ~~SMITH~~



FLASH FOOTBALL STATS

Quick Halftime and After Game Reports of Vital Team Statistics and Individual Leaders

HALFTIME

← Circle One →

FINAL

TEAM STATISTICS

| | <u>GEORGIA TECH</u> | <u>VIRGINIA</u> |
|---|---------------------|-----------------|
| First Downs | <u>21</u> | <u>15</u> |
| Rushing Yardage (Net) | <u>230</u> | <u>139</u> |
| Passing Yardage (Net) | <u>51</u> | <u>125</u> |
| Passes (Completions-Attempts) | <u>4-10</u> | <u>10-21</u> |
| Passes Intercepted by | <u>0</u> | <u>2</u> |
| Punts (Number-Average) | <u>4-30.7</u> | <u>3-31.3</u> |
| Fumbles Lost | <u>1</u> | <u>2</u> |
| Yards Penalized | <u>3-22</u> | <u>6-70</u> |

INDIVIDUAL LEADERS

GEORGIA TECH

| RUSHING | Att'd | Net Yards | Avg. |
|----------------|-----------|------------|------------|
| <u>SNOW</u> | <u>26</u> | <u>131</u> | <u>5.0</u> |
| <u>GOOD</u> | <u>18</u> | <u>69</u> | <u>3.8</u> |
| <u>BAYNHAM</u> | <u>3</u> | <u>11</u> | <u>3.7</u> |

| PASSING | Att'd | Compl. | Net Yards |
|-------------|-----------|----------|-----------|
| <u>GOOD</u> | <u>10</u> | <u>4</u> | <u>51</u> |

| PASS RECEIVING | No. Rec'd | Net Yards | Per YD |
|----------------|-----------|-----------|----------|
| <u>FORTIER</u> | <u>2</u> | <u>26</u> | <u>0</u> |
| <u>ALMOND</u> | <u>1</u> | <u>15</u> | <u>1</u> |
| <u>SNOW</u> | <u>1</u> | <u>10</u> | <u>0</u> |

VIRGINIA

| RUSHING | Att'd | Net Yards | Avg. |
|---------------|-----------|-----------|------------|
| <u>QUAYLE</u> | <u>20</u> | <u>74</u> | <u>3.8</u> |
| <u>DAVIS</u> | <u>14</u> | <u>57</u> | <u>4.0</u> |
| <u>JARVIS</u> | <u>8</u> | <u>16</u> | <u>2</u> |

| PASSING | Att'd | Compl. | Net Yards |
|--------------|-----------|-----------|------------|
| <u>DAVIS</u> | <u>20</u> | <u>10</u> | <u>125</u> |
| <u>KEMP</u> | <u>1</u> | <u>0</u> | <u>0</u> |

| PASS RECEIVING | No. Rec'd | Net Yards | Per YD |
|-----------------|-----------|-----------|----------|
| <u>QUAYLE</u> | <u>4</u> | <u>39</u> | <u>0</u> |
| <u>ANDERSON</u> | <u>3</u> | <u>43</u> | <u>0</u> |
| <u>KEMP</u> | <u>1</u> | <u>20</u> | <u>0</u> |

FIRST QUARTER

Virginia won toss, elected to receive. Tech defended south goal
Carmichael kicked off to ~~Kemp~~ on V 15. Ret to V 20. Tackled by Smigh
Jarvis

1. Quale 1 to V 21. Tackled by Schroer
 2. Davis no gain. Tackled by Smith and Blane
 3. Davis tackled by Ashmore -1 to V 20
 4. Reeve punted to Brown. Fair catch at T 40 (40-yard kick)
 1. Harvin 8 to T 48. Tackled by Morgan
 2. Good 3 to V 49. Tackled by Hammer
 1. Good 12 to V 37. Tackled by Borchers and Morgan
 1. Brown -3 to V 40. Tackled by Borchers and Stetter
 2. Good passed to Snow 10 to V 30. Tackled by MacGregor
 3. Weaver 3 to V 27. Tackled by Harris
 1. Good pass intended for Almond broken up by Stetter
 2. Snow 4 to V 23. Tackled by Morgan
 3. Good 11 to V 12. Tackled by Klingensmith
 1. Good 3 to V 9
 2. Baynham 1 to V 8. Tackled by Croft
 3. Good pass intercepted in end zone by Morgan. V on V 20
 1. C. Jarvis 2 to V 22. Tackled by Schroer and Carlisle
 2. Kemp pass intended for Carrington incomplete
 3. Quale 7 to V 29. Tackled by Burke and Kinard
 4. Reeve punted dead at T 39. (32-yard kick)
 1. Good bad pitchout. Rec by Klingensmith -6 at T 33
 1. Quayle 10 to T 23. Tackled by Eastman
 1. Quayle 3 to T 20. Tackled by Ashmore and Lagana
 2. Davis pass intended for Carrington incomplete. Burke defended
 3. Davis pass intended for Poates incomplete
 4. Hill missed 38-yard field goal attempt. (short) T on T 20
 1. Snow 5 to T 15. Tackled by Borchers
 2. Brown 6 to T 21. Tackled by Harris
 3. Mason punted to Stepter at V 36. Ret to V 43. Tackled by Story (43-yd. kick)
 1. Davis passed to Anderson 3 to V 46. Tackled by Eastman
 2. Davis pass intended for Anderson broken up by Lagana
 3. Kemp tackled by Carlisle and Wilcox -8 to V 38.
 4. Reeve punted. But T pen to T 47. (Roughing kicker)
 4. Davis carried. Tackled by Lagana. T pen to T 42.
 1. Davis pass knocked down by Burke, Intended for C. Jarvis
 2. Davis pass intended for Carrington incomplete
 3. Davis to T 23. Tackled by Kinard
- Quarter ends

SCORE: Tech 0, Virginia 0

GEORGIA TECH vs. VIRGINIA SECOND QUARTER

- 1. Davis 4 to T 19. Tackled by Burke and Blane
- 2. Davis 11 to T 8. Tackled by Edmunds
- 1. Quayle -1 to T 9. Tackled by Burke
- 2. Quayle 3 to T 6. Tackled by Ashmore and Blane
- 3. Davis scores TD TIME LEFT: 12 min. 52 sec.
- Hill kick good SCORE: Virginia 7, Tech 0

Hill kicked off to Brown at T 2. Ret to T 18. Tackled by Serino

- 1. Good 5 to T 23. Tackled by Hoppe
- 2. Snow 13 to T 36. Tackled by Borchers
- 1. Snow 9 to T 45. Tackled by MacGregor and Hoopes
- 2. Snow 3 to T 48. Tackled by Popeck
- 1. Good 7 to V 45. Tackled by Klingensmith
- 2. Weaver 3 to V 42. Tackled by Harris
- 1. Snow 6 to V 36. Tackled by Parker and Hoppe
- 2. Baynham 8 to V 28. Tackled by Stetter

- 1. Snow 6 to V 22
- 2. Good 3 to V 19. Tackled by Stetter
- 3. Brown 2 to V 17. Tackled by Croft
- 1. Good no gain. Tackled by Popeck
- 2. Baynham 2 to V 15. Tackled by Stetter
- 3. Good passed to Almond for TD TIME LEFT: 5 min. 12 sec.
- Henry kick good. SCORE: Tech 7, Virginia 7

Carmichael kicked off to Quayle at V 5. Ret to V ~~32~~ 37. Tack by Kicklighter

- 1. C. Jarvis 2 to V 39. Tackled by Ashmore
- 2. Quayle 8 to V 47. Tackled by Eastman
- 1. Davis passed to C. Jarvis 15 to T 38. Tackled by Barber
- 1. Davis pass intended for Poates almost intercepted by Burke
- 2. Quayle -1 to T 40. Tacklers led by Blane, Shook
- 3. Davis passed to Carrington 8 to T 32. Tackled by Burke
- 4. Quayle fumbled. ~~Rec by~~ Tackled by Smith, Rec by Burke at T 27.
- 1. Snow 15 to T 42. Tackled by MacGregor Time left: 1 min. 10 sec.
- 1. Good 8 to 50. Tackled by Brand and Harris
- 2. Good pass intended for Almond incomplete. 54 sec. left.
- 3. Good 10 to V 40. Tackled by Popeck
- 1. Good pass intended for Baynham broken up by MacGregor. 41 sec. left
- 2. Good pass intended for Baynham intercepted in end zone by Stetter (32 sec. left)

- 1. V pen 5 to V 15
- 1. Davis 2 to V 17.
- 2. V pen 5 to V 9 ~~and~~
- 2. Davis -2 to V 7 as half ends

SCORE: Tech 7, Virginia 7

ght

FLASH FOOTBALL STATS

Quick Halftime and After Game Reports of Vital Team Statistics and Individual Leaders

HALFTIME ← Circle One → FINAL

TEAM STATISTICS

| | GEORGIA TECH | VIRGINIA |
|---|--------------|----------|
| First Downs | 12 | 6 |
| Rushing Yardage (Net) | 137 | 69 |
| Passing Yardage (Net) | 25 | 26 |
| Passes (Completions-Attempts) | 2-7 | 3-10 |
| Passes Intercepted by | 0 | 2 |
| Punts (Number-Average) | 1-43 | 2-36 |
| Fumbles Lost | 1 | 1 |
| Yards Penalized | 20 | 10 |

INDIVIDUAL LEADERS

GEORGIA TECH

| RUSHING | Att'd | Net Yards | Avg. |
|---------|-------|-----------|------|
| SNOW | 8 | 51 | 6.4 |
| GOOD | 11 | 56 | 5.1 |

| PASSING | Att'd | Compl. | Net Yards |
|---------|-------|--------|-----------|
| GOOD | 7 | 2 | 25 |

| PASS RECEIVING | No. Rec'd | Net Yards | Fms TD |
|----------------|-----------|-----------|--------|
| ALMOND | 1 | 15 | 1 |
| SNOW | 1 | 10 | 0 |

VIRGINIA

| RUSHING | Att'd | Net Yards | Avg. |
|---------|-------|-----------|------|
| DAVIS | 8 | 39 | 4.9 |
| QUAYLE | 9 | 34 | 3.8 |

| PASSING | Att'd | Compl. | Net Yards |
|---------|-------|--------|-----------|
| DAVIS | 9 | 3 | 26 |
| KEMP | 1 | 0 | 0 |

| PASS RECEIVING | No. Rec'd | Net Yards | Fms TD |
|----------------|-----------|-----------|--------|
| JARVIS | 1 | 15 | 0 |
| CARRINGTON | 1 | 8 | 0 |
| ANDERSON | 1 | 3 | 0 |

GEORGIA TECH vs VIRGINIA, THIRD QUARTER

Hill kicked off to Brown at T 10. Ret to T 29. Tack by Constantine, Krebs
1. Good 1 to T 30
2. Snow 2 to T 32. Tackled by Hammer
3. Snow 2 to T 34. Tackled by Hammer and Harris
4. Mason punt blocked by Borchers. Rec by Croft at T 30. Tack by Weaver
1. Quayle 6 to T 24. Tackled by Wilcox
2. Quayle 2 to T 22. Tackled by Burke and Shook
3. Davis 4 to T 18. Tackled by Eastman and Blane
1. Quayle no gain. Tackled by Wilcox
2. Jarvis 1 to T 17. Tacklers led by Blane and Lagana
3. Quayle 14 to T 4. Tackled by Smith
1. Quayle 2 to T 2. Tackled by Scherer Schroer
2. Jarvis 1 to T 1. Tackled by Smith, Shook and Wilcox
3. Davis no gain
4. Davis scores TD TIME LEFT: 6 min. 53 sec.
Hill kick no good. SCORE: Virginia 13, Tech 7
T offsides pen half dist.
Quayle no gain in try for two

Hill kicked off to Heller at T 4. Ret to T 27. Tackled by Schilke
1. Good 13 to T 40. Tackled by Stetter
1. Good passed to Fortier 11 to V 49. Tackled by Borchers
1. Snow 6 to V 43. Tackled by Hammer
2. Snow 17 to V 46. Tackled by Klingensmith
1. Good passed to Fortier at V 12. Tack by Klingensmith
1. Snow 4 to V 7. Tackled by Harris
2. Snow 1 to V 6. Tackled by Hoppe and Parker
3. Snow 5 to V 1. Tackled by Stetter
1. Snow scores TD TIME LEFT: 3 min. 35 sec.
Henry kick good SCORE: Tech 14, Virginia 13
V pen 15 on kick for roughing kicker. Carmichael ko from V 45
Carmichael kicked off onside. Rec by Copeland at V 36.

1. Quayle 6 to V 42
2. ~~xxxxxxx~~ Quayle carried and V pen to V 33
2. Davis pass intended for Carrington incomplete
3. Davis passed to Yewisiak 19 to T 48. Tackled by Kinard
1. Davis 11 to T 37. Tackled by Blane
1. Quayle -1 to T 38. Tackled by Lagana
2. Davis passed to Yewisiak 21 to T 17. Tackled by Burke
~~xxx~~ Quarter ends

SCORE: Tech 14, Virginia 13.

ght

GEORGIA TECH vs. VIRGINIA , FOURTH QUARTER

1. Quayle 3 to T 14. Tackled by Lagana
2. Jarvis 3 to T 11. Tackled by Blane
3. Quayle 5 to T 6.
1. Jarvis 2 to T 4. Tackled by Burke and Wilcox
2. Quayle 2 to T 2. Tackled by Burke and Blane
3. Jarvis fumbled. Blane rec at T 3
1. Good 2 to T 5
2. Snow 4 to T 9. Tackled by Hammer
3. Snow 6 to T 15. Tackled by Stetter
1. Snow 3 to T 18. Tackled by Hammer and Popeck
2. Snow 6 to T 25. Tackled by Hoppe and MacGregor
3. Good 3 to T 27. Tackled by Croft
1. Snow 7 to T 34. Tackled by Croft. V pen to T 49.
1. Good 1 to 50. Tackled by Parker
2. Good pass intended for Sias incomplete. Borchers covered for V
3. Good -5 to T 45. Tackled by Parker
4. Mason punted to Stetter at V 17. Ret to T 47. (38-yard kick)
1. Snow 4 to T 46. Tackled by Blane and Snow
1. Quayle ~~run~~ Tackled by Douglas Gibson
2. Davis -6 to V 48. Tackled by Lagana
3. Jarvis 6 to T 46. Tackled by Smith and Shook
4. Reeve punted dead on T 24 (23-yard kick)
1. Snow 4 to T 28. Tackled by Hammer
2. Snow 5 to T 33. Tackled by Brand
3. Snow 3 to T 36. Tackled by MacGregor and Hammer
1. Snow no gain. Tackled by Parker
2. Snow 4 to T 40. Tackled by ~~Brand~~ Brand
3. Mason punted to Stetter at V 19. Ret to V 27. V pen to V 14. (42-yard kick)
- (Tackled by Stevenson)
1. Davis passed to Quayle 3 to V 17. Tackled by Shook
2. Davis passed to Quayle to V 36. Tackled by Eastman
1. Davis runs out of bounds at V 42. (1 min. 11 sec. left)
2. Davis pass intended for Carrington incomplete.
- (Burke, ~~Eastman~~ Eastman defended)
3. Davis passed to Quayle ~~run~~ 10 to T 49. Tack by Schroer
1. Davis passed to Quayle. Knocked out by Lagana, Schroer at T 42.
2. Davis pass intended for Quayle broken up by Burke
3. Davis passed to Kemp at T 23.
1. Davis pass intended for Kemp incomplete
2. Hill missed 40-yard field goal attempt. (15 sec. left)
1. Good keeps -2 to T 18. Game ends

FINAL SCORE: Tech 14, Virginia 13

ght

POST-GAME STATEMENTS BY COACH BOBBY DODD OF GEORGIA TECH AND COACH GEORGE BLACKBURN OF VIRGINIA.

BY COACH DODD

"EVERY FOOTBALL TEAM HAS ITS BAD DAY. THIS WAS OURS. I THOUGHT OUR PLAYERS SHOWED REAL COURAGE TO PULL IT OUT. WE COULD VERY EASILY HAVE LOST IT.

"INDIVIDUALLY I THOUGHT THAT LENNY SNOW HAD A GREAT AFTERNOON FOR US. BOB DAVIS AND FRANK QUAYLE WERE OUTSTANDING FOR VIRGINIA. "

TECH INJURIES -- TACKLE MIKE ASHMORE INJURED HIS ANKLE TO WHERE HE COULDN'T WALK... IT IS BEING X-RAYED AND HE WILL PROBABLY BE OUT NEXT WEEK. DOC HARVIN WITH INJURED KNEE AND RANDALL EDMUNDS WITH BHUISED THIGH MUST BE LISTED AS DOUBTFUL NOW.

TECH RECORDS -- LENNY SNOW HAS NOW HAD 159 RUSHING ATTEMPTS, TODAY BREAKING BOBBY NORTH'S SCHOOL RECORD OF 145 SEASON ATTEMPTS SET 1950. SNOW HAS RUSHED FOR A NET 633 YARDS THIS SEASON, JUST 108 SHORT OF TECH'S SCHOOL SEASON RECORD OF 741 YARDS SET BY BILL TEAS IN 1952.

BY COACH BLACKBURN

THIS WAS UNQUESTIONABLY OUR BEST OVERALL GAME OF THE YEAR. WE HAVE HAD TROUBLE GETTING A GOOD GAME OUT OF OUR OFFENSE AND OUR DEFENSE...TODAY, THEY WERE BOTH GOING WELL.

TECH IS FINE TEAM...OUR DEFENSEVE SECONDARY CONTAINED THEIR OUTSIDE GAME, WHICH MADE THEM MOVE UP THE MIDDLE. THEY ARE BETTER TO THE OUTSIDE, SO I GUESS WE ACCOMPLISHED SOMETHING IN OUR PLANNING AND THE BOYS EXECUTION.

WE WENT FOR TWO POINTS BECAUSE WE FELT THAT TECH WOULD SCORE SOME MORE . . AND WE ONLY HAD A YARD AND $\frac{1}{2}$ TO GO . IT WOULD HAVE FORCED THEIR HAND. WE THOUGHT WE COULD GET IT IN FROM THERE.

WENT FOR THE FG WITH 21 SECONDS BECAUSE TOO MANY THINGS CAN HAPPEN, AND WE HAD NO TIME OUTS. OUR KICKER HAS BEEN HITTING THEM FROM 40 YARDS IN PRACTICE. IT DIDN'T WORK THAT WAY TODAY...

VA

vs.

MD

11/19, 1966

FINAL TEAM FOOTBALL STATISTICS

| | VA. | MD. | | | |
|-------------------------------------|-----|------|----|----|----|
| First Downs Rushing | 10 | 3 | | | |
| First Downs Passing | 6 | 6 | | | |
| First Downs by Penalties | 0 | 2 | | | |
| TOTAL FIRST DOWNS | 16 | 11 | | | |
| Number Attempts Rushing | 62 | 32 | | | |
| Yards Gained Rushing | 310 | 108 | | | |
| Yards Lost Rushing | 40 | 53 | | | |
| NET YARDS GAINED RUSHING | 270 | 55 | | | |
| Number Passes Attempted | 12 | 16 | | | |
| Number Passes Completed | 8 | 9 | | | |
| Number Passes Had Intercepted | 0 | 0 | | | |
| NET YARDS GAINED PASSING | 179 | 156 | | | |
| Number Plays Rushing and Passing | 74 | 48 | | | |
| TOTAL OFFENSE YARDAGE | 449 | 211 | | | |
| Number Opponents Passes Intercepted | 0 | 0 | | | |
| NET YARDS INTERCEPTIONS RETURNED | 0 | 0 | | | |
| Number Times Punted | 3 | 3 | | | |
| Number Punts Had Blocked | 0 | 0 | | | |
| PUNTING AVERAGE, YARDS | 34 | 39.7 | | | |
| Number Punts Returned | 0 | 1 | | | |
| NET YARDS PUNTS RETURNED | 0 | 16 | | | |
| Number Kickoffs Returned | 2 | 8 | | | |
| NET YARDS KICKOFFS RETURNED | 23 | 170 | | | |
| Number Times Penalties | 8 | 2 | | | |
| TOTAL YARDS PENALIZED | 90 | 10 | | | |
| Number Times Fumbled | 3 | 3 | | | |
| NUMBER OWN FUMBLES LOST | 2 | 3 | | | |
| MARYLAND | 3 | 0 | 14 | 0 | 17 |
| VIRGINIA | 0 | 21 | 6 | 14 | 41 |

Scoring: VA. KEMP 14YD RUSH - HILL K PAT; DAVIS TO ANDERSON 34YD PASS HILL K PAT;
 QUATTLE 44YD RUSH HILL K PAT; HILL 46YD FG. HILL 32YD FG
 JARVIS 14YD RUSH HILL K PAT; KEMP TO CORRIJN 26YD HILL K PAT
 MD BRANSON 41YD FG. PASTRANA TO DONOFREO 44YD PASS
 BRANSON K PAT; PASTRANA TO CARLSON 38YD PASS, BRANSON
 K PAT.

Attendance: _____ Weather: CLEAR & COLD

FINAL INDIVIDUAL FOOTBALL STATISTICS

VIRGINIA

RUSHING

| Player | Att. | Gain | Loss | Net |
|-----------|------|------|------|-----|
| DAVIS | 6 | 12 | 20 | -8 |
| QUAYLE | 25 | 223 | 2 | 221 |
| PORTER | 8 | 36 | 4 | 32 |
| JARVIS | 12 | 32 | 1 | 31 |
| KEMP | 3 | 5 | 2 | 3 |
| SERINO | 2 | 0 | 1 | -1 |
| PROTOSKI | 2 | 1 | 0 | 1 |
| SEEMULLER | 1 | 1 | 0 | 1 |
| ARNETTE | 2 | 0 | 5 | -5 |
| REEVE | 1 | 0 | 5 | -5 |

PASSING

| Player | Att. | Comp. | Intc. | Yds. |
|--------|------|-------|-------|------|
| DAVIS | 9 | 6 | 0 | 139 |
| KEMP | 3 | 2 | 0 | 40 |

PASS RECEIVING

| Player | No. | Yds. | TD |
|------------|-----|------|----|
| ANDERSON | 2 | 72 | 1 |
| QUAYLE | 3 | 31 | |
| JARVIS | 1 | 27 | |
| CARRINGTON | 2 | 49 | 1 |

PUNTING

| Player | No. | Avg. |
|--------|-----|------|
| HILL | 3 | 34 |

KICKOFF RETURNS

| Player | No. | Yds. |
|---------|-----|------|
| JARVIS | 1 | 16 |
| STETTER | 1 | 7 |

PUNT RETURNS

| Player | No. | Yds. |
|--------|-----|------|
|--------|-----|------|

PASS INTERC.

| Player | No. | Yds. |
|--------|-----|------|
|--------|-----|------|

MARYLAND

RUSHING

| Player | Att. | Gain | Loss | Net |
|----------|------|------|------|-----|
| PASTRANA | 13 | 19 | 52 | -33 |
| LOUETT | 9 | 40 | 0 | 40 |
| LEE | 6 | 28 | 1 | 27 |
| McQUOWN | 4 | 21 | 0 | 21 |

PASSING

| Player | Att. | Comp. | Intc. | Yds. |
|----------|------|-------|-------|------|
| PASTRANA | 15 | 8 | 0 | 133 |
| STOFA | 1 | 1 | 0 | 23 |

PASS RECEIVING

| Player | No. | Yds. | TD |
|------------|-----|------|----|
| VAN HEUSEN | 2 | 29 | |
| McQUOWN | 1 | 19 | |
| LOUETT | 2 | 20 | |
| DONOFRIO | 1 | 4 | 1 |
| CARLSON | 2 | 61 | 1 |
| MURTLE | 1 | 19 | |

PUNTING

| Player | No. | Avg. |
|------------|-----|------|
| VAN HEUSEN | 3 | 39.7 |

KICKOFF RETURNS

| Player | No. | Yds. |
|-----------|-----|------|
| CUNDERMAN | 1 | 15 |
| PATRAN | 3 | 51 |
| LEE | 1 | 25 |
| TORAIN | 3 | 79 |

PUNT RETURNS

| Player | No. | Yds. |
|--------|-----|------|
| HOOPER | 1 | 16 |

PASS INTERC.

| Player | No. | Yds. |
|--------|-----|------|
|--------|-----|------|

The University of Virginia versus Maryland, November 19, 1966.
 Virginia wins the toss, will receive, defending the South goal.
 Absher kicks to the Virginia 16 returned by Jarvis 15 to the 31.

| | | | | |
|----------|----|----|-------------------------------------|------------------------------------|
| VIRGINIA | 1- | 31 | Quayle rg 5 | fumble recovered by Wood, L. (Va) |
| | 2- | 36 | Poates rt 3 | tackle by Pearson |
| | 3- | 39 | Davis pass incomplete | |
| | 4- | 39 | Reeve punts to MD 35 | no return by Collins |
| MD | 1- | 35 | Lovett rt 5, | tackle by Morgan |
| | 2- | 40 | Lovett lg 3 | tackle by Parker |
| | 3- | 42 | Pastrana pass complete to VanHeusen | 10 Naponick tackle |
| | 4- | 47 | Lee lg 15 | tackle b Stetter |
| | 1- | 32 | Mc Cue rg 13 | |
| | 1- | 19 | Lee 1 | tackle by Harris, Croft |
| | 2- | 18 | Lee fumbles, | recovered by Harris for VA |
| VA | 1- | 16 | Quayle lg 2, | |
| | 2- | 18 | Poates re 7 | tackle by Cooper |
| | 3- | 25 | Quayle lg 1 | |
| | 4- | 26 | Poates le 6 | Petry tackle, Santy too |
| | 2- | 32 | Jarvis c 1 | tackle by Blevin |
| | 3- | 33 | Quayle fumbles, | recovered by Pearson |
| | 1- | 32 | Lee lg, | tackle by Harris |
| | 2- | 31 | Lovett rg 5 | tackle by Naponick, Borchers |
| | 3- | 28 | Pastrana 4 | Naponick tackle, Parker |
| | 4- | 24 | Bramson field goal attempt good | 4:31 |
| | | | Maryland 3 VIRGINIA 0 | |

Absher kicks to VIRGINIA end 20 ne, no return

| | | | | |
|----------|----|----|----------------------------------|-------------------------------------|
| VIRGINIA | 1- | 20 | Quayle lg 3 | tackle by Hooper, Lavrusky, Stickle |
| | 2- | 23 | Davis rt 1 | Ny slinski tackle |
| | 3- | 24 | Davis pass complete to Anderson | 38 |
| | 1- | 38 | Quayle lg 5 | Lavrusky tackle |
| | 2- | 23 | Poates le 6 | Hetick tackle |
| | 1- | 27 | Poates rt 3 | tackle by Pearson |
| | 2- | 24 | Davis pass complete to Quayle ng | Hooper tackle |
| | 3- | 24 | Quayle lg 18 | Stickle tackle |
| | 1- | 6 | | |

END OF FIRST QUARTER Maryland 3 VIRGINIA 0

SECOND QUARTER

VIRGINIA 1- 6 Quayle rg 5 Santy tack le
 2- 1 Davis n g
 3- 1 Jarvis n g Hetrick tackle
 4- 1 Kemp rt 1 TD 13:02
 PAT Hill k ick good VIRGINIA 7 Maryland 3
 Hill k icks off to Maryland 16 returned by Gun derman 15 Hoppe Schilke tackl
 Maryland 1- 31 Lovett lt 5 tackle by Stetter
 2- 26 Lovett ng tackle by Parker
 3- 36 Pastrana 4 tackle by Hammar
 4- 28 VanHeusen punts to VA 35 no return by Stetter

VIRGINIA 1- 35 Poates -3 Myslinski tackle
 2- 32 Davis -14 Brozestowski
 3- 19 Quay le le 47
 4- 34 Davis pass complete to Anderson TD 9:18
 34 yards

PAT Hill kick good VIRGINIA 14 Maryland 3
 Hill kick s off to Maryland 2 returned by Hobbins 20 tackle by Gray
~~\$\$\$\$\$\$\$\$~~ -5 offsides on VIRGINIA on kick-off, no play
 Hill k icks off to Maryland 19 retu rned by Petryn 13 Serino Yewixiak tackle
 Maryland 1- 28 -5 on Maryland illegal procedure
 1- 23 Pastrana pass incomplete, broken up by Stetter
 2- 23 Lovett lg 6 tackle by Parker
 3- 29 Lovett 6 tackle b y Hammar
 4- 34 Van Heusen punts to VA 27 no return

VIRGINIA 1- 27 Serino lt n g Myslinski
 2- 27 Serino fu mble recovered by Lavrusky
 Maryland 1- 25 McCaomrt 3 tackle by Bryan, Croft
 2- 22 Pastran a pass incomplete
 3- 22 -15 on VIRGINIA personal foul?
 4- 28 Pastran a pass incomplete

VIRGINIA 1- 27 Jarvis rg 4 Myslinski tackle
 2- 31 Quayle lg 3 Myslinski
 3- 34 Quayle re 5 Hooper tack le
 4- 39 Poates re 11 Brztowski, Santy
 1- 50 -5 against VA illegal mtion
 1- 45 Kemp pass complete to Quayle 14
 2- 41 Davis -0
 3- 48 -15 against VIRGINIA h olding
 3- 31 Quayle le 34
 1- 35 Kemp 4
 2- 31 Kemp pass incomphete to Davis
 3- 31 Davis pass complete to Quayle 17
 1- 14 Davis 2
 2- 12 Quayle re 8
 1- 4 Quayle re 4 TD :42

PAT Hill kick good VIRGINIA 21 Maryland 3
 Hill k icks off to Maryland 4 returned by Torain 25 tackle b y Bryan
 Maryland 1- 27 McQuown rg 5
 END OF HALF VIRGINIA 21 Maryland 3

FLASH FOOTBALL STATS

Quick Halftime and After Game Reports of Vital Team Statistics and Individual Leaders

HALFTIME

Circle One

FINAL

TEAM STATISTICS

| | JA. | MS. |
|---|--------|--------|
| First Downs | 11 | 3 |
| Rushing Yardage (Net) | 164 | 43 |
| Passing Yardage (Net) | 103 | 10 |
| Passes (Completions-Attempts) | 5 - 7 | 1 - 4 |
| Passes Intercepted by | 0 | 0 |
| Punts (Number-Average) | 1 - 26 | 2 - 38 |
| Fumbles Lost | 2 | 1 |
| Yards Penalized | 40 | 5 |

INDIVIDUAL LEADERS

JA.

MS.

| IG | Att'd | Net Yards | Avg. |
|--------|-------|-----------|------|
| JAYLE | 14 | 140 | 10.0 |
| WATERS | 7 | 33 | 4.7 |
| DAVIS | 5 | 11 | |

| PASSING | Att'd | Compl. | Int'd | Net Yards |
|---------|-------|--------|-------|-----------|
| DAVIS | 5 | 4 | 0 | 89 |
| KEMP | 2 | 1 | 0 | 14 |

| PASS INTERCEPT | No. Rec'd | Net Yards | For TD |
|----------------|-----------|-----------|--------|
| RIQUÉ | 3 | 31 | |
| ANDERSON | 2 | 12 | 1 |

| RUSHING | Att'd | Net Yards | Avg. |
|----------|-------|-----------|------|
| PASTRANA | 2 | 24 | |
| LOUETT | 7 | 29 | 4.1 |

| PASSING | Att'd | Compl. | Int'd | Net Yards |
|----------|-------|--------|-------|-----------|
| PASTRANA | 4 | 1 | 0 | 10 |

| PASS RECEIVING | No. Rec'd | Net Yards | For TD |
|----------------|-----------|-----------|--------|
| VAN HEUSEN | 1 | 10 | |

SECOND HALF

VIRGINIA 21 Maryland 3

VIRGINIA will kick to Maryland, and will defend the North goal.
 Hill kicks off to Maryland 5 returned by Torain 20 tackle by Hoppe
 Maryland 1- 25 Pastrana fumbles recovered by Naponick

VIRGINIA 1- 25 Quayle le -1
 2- 26 Quayle lt 3
 3- 23 Poates -1
 4- 24 Hill field goal attempt good 12:23 42 yds

VIRGINIA 24 Maryland 3
 Hill kicks off to Maryland end zone returned by Torain 37
 Maryland 1- 37 Torain rt 1 tackle by Hammer
 2- 38 Pastrana pass incomplete
 3- 38 Pastrana pass complete to McQuown 19
 1- 43 Pastrana pass complete to Lovett 7 Hammer and
 2- 36 Lovett re 7 tackle by Krebs Parker
 1- 29 -15 against VIRGINIA holding
 1- 14 Pastrana re 4 tackle by Naponick
 2- 10 Pastrana le 5 tackle by Naponick
 3- 5 McQuown ng tackle by Parker
 4- 5 Pastrana le ng

VIRGINIA 1- 5 Quayle -1
 2- 4 Jarvis rg 1
 3- 4 Reeve pun ts to VIRGINIA 42 returned by
 Hooper 16

Maryland 1- 26 Pastrana pass complete to Lovett 17 tackle by Borchers
 1- 9 Lovett lg 4 tackle by Parker
 2- 5 Pastrana 1 / tackle by Naponick, Croft
 3- 4 Pastrana pass complete to Donofrio 4 TD 5:21

PAT Bramson kick good VIRGINIA 24 Maryland 10
 Absher kicks off to VA 37 out of bounds, penalty declined by VA

VIRGINIA 1- 37 Quayle lg 5
 2- 42 Jarvis lg 2
 3- 44 Quayle le 39
 1- 28 Jarvis lg 5
 2- 18 Kemp -2
 3- 20 Davis pass incomplete
 4- 15 Hill field goal attempt good 32 yards 2:06

VIRGINIA 27 Maryland 10
 Hill kicks off to Maryland returned by Hetrick
 Maryland 1- 38 -15 against VIRGINIA holding
 1- 40 Pastrana 2 tackle by Borchers
 2- 38 Pastrana pass complete to Carlson TD 1:20
 PAT Bramson kick good VIRGINIA 27 Maryland 17
 Bramson kicks to VA 8 returned by Stetter 7

VIRGINIA 1- 15 Davis le 9
 2- 24 Paczkoski ng
 3- 24 Paczkoski ng

END OF THIRD QUARTER VIRGINIA 27 Maryland 17

FOURTH QUARTER

VIRGINIA 4- 24 Reeve punts to Maryland 37 no return
 Maryland 1- 37 Pastrana pass incomplete
 2- 37 Pastrana 3 tackle by Parker
 3- 40 Pastrana pass incomplete
 4- 40 VanHeusen punts to VA 17 no return by Stetter

VIRGINIA 1- 17 Jarvis lg 6
 2- 23 Davis pass complete to Jarvis 27
 1- 50 Jarvis c 3
 2- 47 Quayle re 9
 1- 38 Quayle rg 4
 2- 34 Davis pass incomplete
 3- 34 ~~Quayle~~ Quayle 3
 4- 31 Davis pass complete to Carrington 23
 1- 8 Quayle le 3
 2- 5 Jarvis rt 4
 3- 1 Jarvis c TD 8:34

PAT Hill kick good v VIRGINIA 34 Maryland 17
 Hill kick s off to Maryland 12 returned by Patry n 15
 Maryland 1- 27 Pastrana fumbles recovered by Popeck

VIRGINIA 1- 28 Jarvis lg 4
 2- 24 Quayle re 8
 1- 16 Jarvis c 1
 2- 15 -5 too much time against VIRGINIA
 2- 20 @15 clip against VIRGINIA Quayle TD 5:28
 2- 26 ~~Davis~~ ~~Davis~~ pass complete to Carrington TD 5:28

PAT Hill kick good VIRGINIA 41 Maryland 17
 Hill kicks off to Maryland 1 returned by Torain 22 to 23
 Maryland 1- 23 Lee rt 9
 2- 32 Stofer pass complete to Myrtle 18
 1- 49 Stofer pass complete to VanHeusen
 1- 30 Stofer ~~re~~ -1
 2- 31 Stofer pass incomplete
 3- 31 Stofer - 14 Krebs and Popeck
 4- 45 Stofer ~~re~~ -9

VIRGINIA 1- 46 Seemiller 1
 2- 45 A nette -2
 3- 47 A nette -4
 4- 50 Reeve runs to out of bounds -5
 Maryland 1- 45 Stofer to Carlson 23 yards.
 END OF GAME VIRGINIA 41 Maryland 17

UNC

Virginia

Nov. 26, 1966

SENIOR TEAM FOOTBALL STATISTICS

| | UNC | Virginia |
|---|-------------|-------------|
| First Downs Rushing | 6 | 13 |
| First Downs Passing | 16 | 3 |
| First Downs by Penalties | 0 | 0 |
| TOTAL FIRST DOWNS | 22 | 16 |
| Number Attempts Rushing | 31 | 50 |
| Yards Gained Rushing | 152 | 286 |
| Yards Lost Rushing | 10 | 25 |
| NET YARDS GAINED RUSHING | 142 | 261 |
| Number Passes Attempted | 48 | 13 |
| Number Passes Completed | 26 | 3 |
| Number Passes Held Intercepted | 3 | 0 |
| NET YARDS GAINED PASSING | 252 | 42 |
| Number Plays Rushing and Passing | 79 | 63 |
| TOTAL OFFENSE YARDAGE | 394 | 303 |
| Number Opponents Passes Intercepted | 0 | 3 |
| NET YARDS INTERCEPTIONS RETURNED | 0 | 16 |
| Number Fumbles | 1 | 5 |
| Number Fumbles Held Blocked | 0 | 0 |
| PUNTING AVERAGE, YARDS | 37.0 | 33.4 |
| Number Fumbles Returned | 4 | 1 |
| NET YARDS PUNTS RETURNED | 38 | -1 |
| Number Kickoffs Returned | 3 | 3 |
| NET YARDS KICKOFFS RETURNED | 64 | 79 |
| Number Times Penalized | 3 | 5 |
| TOTAL YARDS PENALIZED | 35 | 45 |
| Number Times Fumbled | 3 | 1 |
| NUMBER OWN FUMBLES LOST | 3 | 1 |

Scoring: UNC - Wesolowski - 5 yard run, PAT - Dodson; Virginia - Quayle - 23 yd. run, PAT - Hill; Vir. Quayle - 30 yd run, PAT Hill;
 UNC - Talbott - 1 yd. run, PAT - Dodson; Vir. - Quayle - 4 yd. run, PAT - Hill;

Attendance: 25,000 (est.) Weather: Sunny, Warm

FINAL INDIVIDUAL FOOTBALL STATISTICS

Wne

RUSHING

| Player | Att. | Gain | Loss | Net |
|------------|------|------|------|-----|
| Wesolowski | 7 | 42 | - | 42 |
| Talbott | 10 | 66 | 3 | 63 |
| Riggs | 7 | 30 | 5 | 25 |
| Mizza | 3 | 7 | - | 7 |
| Beaver | 2 | 5 | - | 5 |
| Dodson | 1 | 2 | - | 2 |

PASSING

| Player | Att. | Compl. | Int. | Yds. |
|---------|------|--------|------|------|
| Talbott | 38 | 22 | 2 | 220 |
| Beaver | 10 | 4 | 1 | 32 |

PASS RECEIVING

| Player | No. | Yds. | TD |
|------------|-----|------|----|
| Phillips | 12 | 120 | - |
| Hume | 5 | 62 | - |
| Lampman | 4 | 51 | - |
| Riggs | 2 | 9 | - |
| Wesolowski | 2 | 0 | - |
| DAVIS | 1 | 10 | - |

PUNTING

| Player | No. | Avg. | Player | No. | Yds. |
|--------|-----|------|------------|-----|------|
| Warren | 1 | 37.0 | Riggs | 2 | 44 |
| | | | Wesolowski | 1 | 20 |

KICKOFF RETURNS

PUNT RETURNS

| Player | No. | Yds. | Player | No. | Yds. |
|--------|-----|------|--------|-----|------|
| Riggs | 2 | 20 | | | |
| Bomar | 2 | 18 | | | |

PASS INTERC.

Virginia

RUSHING

| Player | Att. | Gain | Loss | Net |
|--------|------|------|------|-----|
| Quayle | 21 | 126 | - | 126 |
| Jarvis | 16 | 95 | - | 95 |
| Davis | 11 | 56 | 21 | 35 |
| Portes | 2 | 4 | 4 | 0 |
| Kemp | 1 | 5 | - | 5 |

PASSING

| Player | Att. | Compl. | Int. | Yds. |
|--------|------|--------|------|------|
| Kemp | 3 | 1 | 0 | 30 |
| Davis | 10 | 2 | 0 | 12 |

PASS RECEIVING

| Player | No. | Yds. | TD |
|--------|-----|------|----|
| Serino | 1 | 25 | - |
| Quayle | 1 | 17 | - |
| Portes | 1 | 12 | - |

PUNTING

| Player | No. | Avg. | Player | No. | Yds. |
|--------|-----|------|---------|-----|------|
| Reeve | 5 | 33.4 | Stetter | 2 | 34 |
| | | | Portes | 1 | 45 |

KICKOFF RETURNS

PUNT RETURNS

| Player | No. | Yds. | Player | No. | Yds. |
|---------|-----|------|-----------|-----|------|
| Stetter | 1 | 40 | Stetter | 1 | 40 |
| | | | Morgan | 1 | - |
| | | | MacGregor | 1 | - |

PASS INTERC.

North Carolina vs. Virginia
Nov. 26, 1936

NORTH CAROLINA

LE- Carr, Davis, Wood, Buskey
 LT- Rosen, Sadler, Pokal, Wall
 LG- Smith, Krulias, Warren, Milgrom
 C- Bradley, Sparks, Marino, Dempsey
 RG- Shea, Krulias, Ringwalt, Milgrom
 RT- Richey, Sadler, Sadler, Remede
 RE- Hume, Zadjeka, Duncan, Rogers
 QB- Beaver, Talbot, Gene Link, Gayle Boman
 LB- Riggs, Wesolowski, Blank, Darnall
 FB- Mazza, Dempsey, Newenport, Phillips
 RB- Loupman, Dodson, Fortune, Darnall

VIRGINIA

LE- Carrington, Montgomery, Croft, Yavichuk
 LT- Lockwood, Wood, Harris, Brand
 LG- Buchanan, Thomas, MacGregor, Bryon
 C- McWilliams, Jones, Constantine, Popeck
 RG- Jarvis, Shelly, Kasser, Popeck
 RT- Copeland, Rogers, Parker, Brand
 RE- Anderson, Wolfe, Matthes, Hoppe
 QB- Davis, Arnette, Morgan, Statler
 LHB- Postes, Kemp, Borchers, Gray
 FB- Jarvis, Paczkaki, Reeve, Schilke
 RB- Quayle, Seawaller, Lockwood, Klingemannith

| | | | | | | |
|----------|---|---|---|---|-----|----|
| UNC | 0 | 7 | 7 | 0 | --- | 14 |
| VIRGINIA | 0 | 7 | 7 | 7 | --- | 21 |

INDIVIDUAL SCORING:

| | |
|----------------------------|-----------------------|
| UNC- Wesolowski run from 5 | (4:18 left 2nd qtr.) |
| UNC- Dodson kick PAT | (4:18 left 2nd qtr.) |
| Va.- Quayle run from 23 | (2:38 left 2nd qtr.) |
| Va.- Hill kick PAT | (2:28 left 2nd qtr.) |
| Va.* Quayle run from 30 | (12:38 left 3rd qtr.) |
| Va.- Hill kick PAT | (12:38 left 3rd qtr.) |
| UNC- Talbot run from 1 | (3:47 left 3rd qtr.) |
| UNC- Dodson kick PAT | (3:57 left 3rd qtr.) |
| Va.- Quayle run from 4 | (14:56 left 4th qtr.) |
| Va.- Hill kick PAT | (14:56 left 4th qtr.) |

DEFENSE STATISTICS

North Carolina

Tackles

Assists

Virginia

Tackles

Assists

81- Wood

/

/

84- Cook

/

82- Duncan

/

85- Hutchins

60- Puhai

/

/

75- Harris

/

71- Sadler

/

/

89- Parker

/

45- Masino

/

/

84- Costantino

/

83- Warren

/

/

65- MacGregor

/

55- Ringwalt

/

64- Mosser

/

36- Blank

/

/

23- Borchers

/

31- Fortune

/

29- Lockwood

/

23- Link

/

/

28- Morgan

/

11- Ewan

/

26- Stetter

/

85- Buskey

/

80- Yewick

87- Rogers

/

83- Hoppe

/

62- Wall

/

51- Brand

65- Renede

/

68- Bryan

49- Dempsey, R.

/

76- Popeck

/

21- Milgrom

/

25- Gray

41- Darnall

/

/

34- Klingensmith

/

27- Davenport

/

27- Reese

/

20- Phillips

/

Abraham

61- Fisher

/

79- Nappick

/

74- Richey

/

55- Jones

/

68- Barnes

/

62- Buchanan

/

69- Smith

/

42- Krebs

/

67- Harvat

/

14- Kemp

/

22- Batis

/

NORTH CAROLINA VS VIRGINIA
November 26, 1966

Officials: Referee- Bill Shipley (U. of Baltimore), Umpire- Ed Saugh (Clemson), Linesman- George Manning (Ga Tech), Field Judge- Charles Timmons (Clemson), Back Judge- Wally Burke (Elon), Clock Operator- Charley Moss (Clemson).

Tri-captains Talbott, Hume and Sadler of Carolina meet with Co-captains Ed Carrington and Don Parker of Virginia. Cavaliers win toss and elect to receive. Carolina kicks off and defend a west goal.

Lodeon kicks off. Stetter returns from end zone to V 19.

VIRGINIA BALL

- 1-V 19-Jarvis, off right tackle, gains 23 (Bomar) FIRST DOWN
1-V 42- Quayle, gains 4 (Wood)
2-V 46- Davis pass, incomplete for Carrington (Blank)
3-V 46- Davis, keeps on pass, gains 8 (Warren) FIRST DOWN
(Gain sets season ACC record for offense.)
1-C 46- Jarvis, right side, gains 3 (Fisher)
2-C 43- Quayle, left side, gains 5 (Sadler)
3-C 38- (Virginia penalized 5 yards, illegal procedure)
3-C 43- Kemp, on pitchout, passes to Peates, gains 12 FIRST DOWN
1-C 31- Peates, right side, gains 4 (Sadler and Masino)
2-C 27- Davis passes, incomplete, broken by Link
3-C 27- Jarvis, draw, gains 2 (Wood)
4-C 25- Davis to Kemp passes, incomplete

CAROLINA BALL

- 1-C 25- Talbott, keeps, left end, gains 5
2-C 31- Talbott passes to Phillips, gains 12 FIRST DOWN
1-C 45- Carolina penalized 15, clipping
1-C 17- Riggs, left side, gains 3
2-C 20- Talbott passes to Lampman, gains 6
3-C 25- Riggs, left side on draw, gains 3
4-C 28- Warren punts 37 yards. No return of minus one

VIRGINIA BALL

- 1-V 35- Jarvis, gains 1
2-V 36- Quayle, right end, gains 5 (Darnell)
3-V 41- Davis passes to Serino, gains 13 FIRST DOWN
1-C 46- Quayle, gains 8
2-C 38- Jarvis, middle, gains 5 FIRST DOWN
1-C 33- Quayle, center, gains 6 (Masino)
2-C 27- Jarvis, center, gains 4 (Masino)
3-C 23- Davis keeps, gains 1 FIRST DOWN
1-C 22- Quayle, right tackle, gains 4 (Darnell)
2-C 18- Jarvis, center, gains 3 (Fukai)
3-C 15- Quayle, left side, gains 3 (Sadler)
4-C 12- Jarvis dives center, gains 1 FIRST DOWN

1-C 11-

- 1-C 11- Quayle, gains 2 (Ringwalt)
- 2-C 9- Jarvis right side, gains 2 (Ringwalt)
- 3-C 7-

***** END OF FIRST QUARTER*****

- 3-C 7- Davis, scrambling, passes incomplete
- 4-C 7-HILL attempted field goal, off to left side.

CAROLINA BALL

- 1-C 20-Talbott passes, INTERCEPTED by McGregor of Cavaliers
(Lampman and Morgan (Va) tipped ball before catch)

VIRGINIA BALL

- 1-C 36- Davis passes, intended for Anderson in Endzone (Blank & ...)
incomplete
- 2-C 36-Postes, left end, loses 4 (Warren and Lincan
- 3- C 40-Kemp, pass batted down by Fukal behind line
- 4-C 40- Reeve punts 8 yards.

CAROLINA BALL

- 1-C 32- Riggs, gains 2 (Parker)
- 2-C 34- Talbott , pass incomplete for Phillips (Morgan)
- 3-C 34- Talbott passes to Phillips, gains 8 (Borchers

FIRST 10

- 1-C 42- Talbott passes to ~~Borchers~~ Phillips, gains 7
- 2-C 49-Talbott passes to Lampman, gains 8 (McGregor)

FIRST 10

- 1-V 45-Talbott passes to Hume, gains 14 (Klingensmith)

FIRST 10

- 1-V 29-Talbott pass incomplete, for Phillips (Borchers cover
- 2-V 29- Talbott passes to Phillips, gains 15 (Bryan)

FIRST 10

- 1-V 14-Riggs, sweep left, loses 3, (Hoppe)
- 2-V 17-Talbott, sweeps right, gains 2 (Parker)
- 3-V 15-(Carolina penalized 5, Jelay, on substitution)
- 3-V 20- Tal bott, FUMBLES when hit while passing
tackle by Hoppe, recovery by Croft on V 23

VIRGINIA BALL

- 1- V 23- Jarvis, gains 4 (Masino)
- 2-V 27- Quayle, no gain (Sadler)
- 3-V 27- Lavis, passing, loses 10 (Sadler)
- 4-V 17-Reeve punts 40 yards. Riggs returns 14 yards

CAROLINA BALL

- 1-V 42-Talbott passes to Phillips, gains 5
- 2-V 37- Talbott passes to Phillips, gains 14

FIRST 10

- 1- V 23-Wesclowski, center, gains 1 (McGregor)
- 2-V 22-Talbott passes to Phillips, gains 6 (McGregor)
- 3-V 16- Talbott passes to Hume, gains 11

FIRST 10

***** 1-V 5- Wesclowski, offright tackle 5 yards TOUCHDOWN.
 * ***** Edson kicks extra point ... CAROLINA LEADS 7-0 (1:18 to play)

Dodson kicks off. Stetter returns 15 yards

VIRGINIA BALL

- 1-V 26-Davis, left end, gains 3 (Link)
- 2-V 29- Davis, keeps left side, gains 19 (ROMAR) FIELD GOAL
(Breaks ACC career offense record)
- 1-V 48- Davis pass, incomplete
- 2-V 48- Davis passes to Quayle, gains 17 (DARNELL) FIELD GOAL
- 1-C 35- Davis passes, incomplete
- 2-C 35- Davis pass, incomplete, trapped by Romar, complains
- 3-C 35- Davis, runs right, gains 12 (Milgram) FIELD GOAL

1-C 23-Quayle, off right tackle, cuts back, breaking tackles
 runs 23 yards for TOUCHDOWN
 Mill kicks extra point. TIES IT UP 7-7 (3:26 to go)

Mill kicks off. Riggs returns 26 yards
 (Virginia penalized 15 yards, personal foul)

CAROLINA BALL

- 1-C V 47-Talbott, runs left, gains 5
- 2-V 42-Talbott passes to Phillips...but Carolina penalized 15g
- 2-C 41-Weaclovski, gains 1
- 3-C 42- Talbott passes to Lampman, gains 21
- 4-V 38-weaclovkis, slices right tackle, gains 11 FIELD GOAL
- 1-V 27- Talbott pass, incomplete
- 2-V 27- Talbott pass, bobbled out of Dodson's hands in endzone (offside)
- 3-V 27- Talbott pass incomplete
- 4-V 27-Dodson's field goal attempt, under bars on 44-yard attempt

VIRGINIA BALL

- 1-V 20- Davis, gains 6
- 2-V 26-

END OF HALF.... Carolina 7, Virginia 7

UNC vs. Virginia

HALFTIME STATISTICS

TEAM STATISTICS

| | <u>UNC</u> | <u>Virginia</u> |
|---|------------|-----------------|
| Total First Downs | 8 | 11 |
| Net Yards Gained Rushing | 33 | 147 |
| Number Passes Attempted | 18 | 12 |
| Number Passes Completed | 12 | 3 |
| Number Passes Had Intercepted | 1 | 0 |
| Net Yards Gained Passing | 127 | 42 |
| TOTAL OFFENSE YARDAGE | 160 | 189 |
| Number Times Punted | 1 | 2 |
| Punting Average, Yards | 37.0 | 24.0 |
| Total Yards Penalized | 35 | 20 |
| Number Own Fumbles Lost | 1 | 0 |

INDIVIDUAL LEADERS

UNC

Virginia

RUSHING

RUSHING

| Player | Att. | Gain | Loss | Net |
|------------|------|------|------|-----|
| Wesolowski | 4 | 18 | - | 18 |
| Talbott | 4 | 13 | 3 | 10 |
| Riggs | 4 | 8 | 3 | 5 |

| Player | Att. | Gain | Loss | Net |
|--------|------|------|------|-----|
| Davis | 7 | 49 | 10 | 39 |
| Quayle | 12 | 61 | - | 61 |
| Jarvis | 9 | 47 | - | 47 |

PASSING

PASSING

| Player | Att. | Compl. | Intc. | Yds. |
|---------|------|--------|-------|------|
| Talbott | 18 | 12 | 1 | 127 |

| Player | Att. | Compl. | Intc. | Yds. |
|--------|------|--------|-------|------|
| Davis | 9 | 2 | - | 30 |
| Kemp | 3 | 1 | - | 12 |

PASS RECEIVING

PASS RECEIVING

| Player | No. | Yds. | TD |
|----------|-----|------|----|
| Phillips | 7 | 67 | - |
| Lampman | 3 | 35 | - |
| Hump | 2 | 25 | - |

| Player | No. | Yds. | TD |
|-------------------|-----|------|----|
| Quayle | 1 | 17 | - |
| Quayle | | | |
| Proates | 1 | 12 | - |
| Carson | 1 | 25 | - |

SECOND HALF

Hill kicks off. Riggs downs in end zone

CAROLINA BALL

- 1-C 20-Talbott pass incomplete for Hume
- 2-C 20-Talbott passes to Riggs, loses 1 (McGregor)
- 3-C 19- Riggs, gains 19 FUMBLES
Recovered by Randall Harris

VIRGINIA BALL

- 1-C 39- Quayle, gains 7 (Fisher)
- 2-C 32- Jarvis, gains 2 (Fishard Warren)
- 3-C 30- Quayle off right tackle... TOUCHDOWN 30 yard run
Hill kicks extra point.

VIRGINIA LEADS 14-7 (12:35)

Hill kicks off. Riggs returns 18 yards

CAROLINA BALL

- 1-C 24- Mazza, right side, gains 3
- 2-C 27- Mazza, center gains 2 (Parker)
- 3-C 29- Talbott, passing, runs instead, gains 17 (Naponick) FIRST DOWN

- 1-C 46- Talbott passes to Hume, gains 10 FIRST DOWN
- 2-C 46- Talbott passes to Hume, gains 10

- 1-V 44- Wesolowski, off right tackle, gains 8
- 2-V 36- Talbott passes, too long for Hume at goal (Klingensmith)
- 3-V 36- Riggs, right side, gains 2
- 4-V 34- Talbott keeps up middle, gains 4 FIRST DOWN

- 1-V 30- Talbott pass, incomplete for Hume (Klingensmith)
- 2-V 30- Talbott pass, incomplete for Phillips (Borchers)
- 3-V 30- Talbott passes to Phillips, gains 6
- 4-V 24- Dodson, left tackle, gains 2 (Stetters)

VIRGINIA BALL

- 1-V 22- Quayle, gains 5 (Masino)
- 2-V 27- Quayle, no gain
- 3-V 27- Lavis pass incomplete
Virginia penalized 15, illegal receiver down
- 4-V 14- Reeve punts 37 yards. Riggs returns 6 yards.

CAROLINA BALL

- 1-V 45- Talbott pass, screen incomplete
- 2-V 45- Talbott pass, incomplete, almost intercepted by Morgan
- 3-V 45- Talbott passes to Hume, gains 12 FIRST DOWN

- 1-V 33- Wesolowski, right side, gains 3
- 2-V 30- Talbott passes, incomplete for Phillips (Klingensmith)
- 3-V 30- Talbott passes to Lumpman, gains 16 FIRST DOWN

- 1-V 14- Wesolowski, drives off right tackle, gains 13 FIRST DOWN

- 1-V 3- Talbott, keeps thru middle... TOUCHDOWN...
Dodson kicks extra point TIES IT UP AGAIN 14-14 (3:47 to go)
- Dodson kicks off. Poates returns 45 yards.. FUMBLES..
Bomar makes tackle, RECOVERED by Dodson of Carolina

CAROLINA BALL

- 1-C 45- FUMBLE, Talbott recovered by Harris of Va

VIRGINIA BALL

VIRGINIA BALL

1-C 43- Jarvis 19 yard gain FIRST DOWN

1-C 44- Quayle, gains 8

2-C 16- Jarvis gains 2 1

3-C 15-Quayle , gains 2 (Masino and Wall) FIRST DOWN

1-C 13- Jarvis, left side, gains 8 (Blank

2-C 5- Jarvis gains 1

***** END OF THIRD QUARTER*****

3-C 8- Virginia protests when stick shows 14 to be fourth down.. SO*****

4-C 4 -Quayle, pitchout to right, slams in for TOUCHDOWN

Hill kicks extrapoint VIRGINIA LEADS 2 21-14 (14:56 to go)

Hill kicks off. Wesolowski returns 20 yards

CAROLINA BALL

1-C 25- Talbott, runs right, gains 8 (Parker)

2-C 33- Talbott passes to Hume , gains 15 FIRST DOWN

1-C 48- Talbott, runs on option, gains 18 FIRST DOWN

1-V 34-Talbott pass, blocked behind line by Popeck

2-V 34-Talbott, runs right, cuts back, gains 10 yardline...BUT---

Offsetting penalties, clipping on NC, Personal foul on Va

2-V 34- Beaver, runs right, gains 4 (Talbott hurt on play)

3-V 30- Beaver, buckled, incomplete pass.

4-V 30-Beaver passes to Phillips, gains 12 (Lockwood) FIRST DOWN

1 V 18- Riggs, right side, lose 2 Krebs

2-V 20- Beaver pass, Hume out of bounds

3-V 20- beaver flare pass to let to Wesolowski, no gain (Hoppe)

4-V 20- Beaver passes... INTERCEPTED by Stotters on 3, returns 16

VIRGINIA BALL

1-KV 19- Jarvis , gains 15 FIRST DOWN

1-V 34-Quayle, gains 3 (Masino)

2-V 37-(Virginia penalized 5 yards, delay)

3 V 32- Kemp, right side, gains 5 (Masino)

4-V 37- Davis, gains 3

4-V 40- knee punts 43 yards. Bowser returns 6 yards

CAROLINA BALL

1-C 23- Talbott passes to Phillips, gains 9

2-C 32- Talbott passes to Phillips, gains 15 FIRST DOWN

1-C 47- Mazza, gains 2

2-C 49- Talbott passes... INTERCEPTED by Morgan

VIRGINIA BALL

1-V 28- Quayle, gains 3

2-V 31- Quayle, gains 3

3-V 34- Jarvis, gains 2

4-V 36- Hilliputns 39 yards. Bowser returns 12 yards.

CAROLINA BALL

CAROLINA BALL

1-C 37- Talbott pass, incomplete

2-C 37- Talbott passes... INTERCEPTED by Morgan returns to C 23

~~Virginia~~

And, again offsetting penalties returns ball to NC

Personal foul and clipping

2-C 37- Talbott passes to Phillips, gains 11 (Borcher FIRST DOWN)

~~3-C 37~~

1- C 48- Talbott gains 45

2-V 48- Beaver passes to Wesolowski, no gain

3-V 48- Beaver passes to Davis gains 10 FIRST DOWN

1-V 38-Beaver lob pass over middle to Riggs, gains 10 FIRST DOWN

1-V 28- Beaver pass incomplete, OOB

2-V 28-Beaver passes, incomplete, out of Phillips hands at 10 yard line

3-V 28-Beaver, gains 1

4-V 26-Beaver pass incomplete, for Zadjeidka

VIRGINIA BALL

1-V 26-Davis keeps, gains 2

2-V 28 Davis keeps, gains 2

3-V 30-(Virginia penalized five yards, delay

3-V 25- Davis, attempting pass, loses 11

END OF GAME

VIRGINIA WINS 21-14

COACHES' QUOTES

GEORGE BLACKBURN: In 30 years of coaching, I have never been more proud of a group of young men. They had alot of adversity, but they came back from all of it to finish out the season with a couple of real fine efforts...Today's game was a good one for us. I thought our defensive kids were really tough when they had to.We told them to let them have the short pass, but not the bomb. I thought they did this very well.

Offensively, Bobby Davis called a real good game. He worked on them very well, and we got some great running from Jarvis and Quayle. I'm very proud of all of them, particularly the fact that they were always strong enough to make the big effort for Virginia.

OK CAROLINA: We knew they had fine passers and fine receivers, we knew that they would sorely test us, and they did. They have had alot of tough luck this year, but we know what that is all about.

INJURIES: Davis hurt his knee on the last play of the game when he was running out the clock, the extent is not known as yet.

NOTES: Davis and Parker will play in the East-West game
Carrington and Stetter will play in the North-South game

RECORDS: Davis set the ACC season total offense mark with 1688 yards, breaking Snead's old mark of 1630 yards. He also broke the ACC total yardage career mark with 4023 in the last three seasons. He broke Snead's old mark of 3986 to grab this record. He now holds eight ACC records and is tied for another.

* * * * *

JIM HICKEY:

First of all, I do not intend to comment on anything except the football game. And I want to praise my team for a real fighting effort. We are so banged up that some of our fellows didn't have much to offer. But to their credit, they gave it all they had.

I thought Danny Talbot came back real strong for us and did a fine job of directing our attack. He wanted to win badly in his final game, but it wasn't in the books.

That you man Quayle is a whale of a football player for Virginia. He's only a sophomore and he's going to be a great one. We looked at films this week and knew he was about as good a runner as we have been up against.

I want to congratulate Virginia on a fine game. They are tough. We never could stop their running attack and that I guess was the story of the game.

Of course, we know that the game was a real close one. We were down 17-0 at the end of the first half, but we came back and fought hard. We were able to score in the second half and we were able to win the game. We were really proud of our effort.