



2017 ACC FOOTBALL

#ACCFootball | @ACCFootball

Week 4: Games of Sept. 22/23

theACC.com • September 18, 2017

Contacts: Kevin Best, kbest@theacc.org; Mike Finn, mfinn@theacc.org

2017 STANDINGS


ATLANTIC DIVISION	ACC Games							Overall									
	W	L	Pct.	PF	PA	Home	Road	W	L	Pct.	PF	PA	Home	Road	Neutral	Div.	Streak
Clemson	1	0	1.000	47	21	0-0	1-0	3	0	1.000	117	30	2-0	1-0	0-0	1-0	Won 8
Wake Forest	1	0	1.000	34	10	0-0	1-0	3	0	1.000	131	27	2-0	1-0	0-0	1-0	Won 4
Louisville	1	1	.500	68	82	0-1	1-0	2	1	.667	103	110	0-1	1-0	1-0	0-1	Lost 1
Syracuse	0	0	.000	0	0	0-0	0-0	2	1	.667	114	54	2-1	0-0	0-0	0-0	Won 1
NC State	0	0	.000	0	0	0-0	0-0	2	1	.667	114	71	2-0	0-0	0-1	0-0	Won 2
Florida State	0	0	.000	0	0	0-0	0-0	0	1	.000	7	24	0-0	0-0	0-1	0-0	Lost 1
Boston College	0	1	.000	10	34	0-1	0-0	1	2	.333	53	103	0-2	1-0	0-0	0-1	Lost 2


COASTAL DIVISION	ACC Games							Overall									
	W	L	Pct.	PF	PA	Home	Road	W	L	Pct.	PF	PA	Home	Road	Neutral	Div.	Streak
Duke	0	0	.000	0	0	0-0	0-0	3	0	1.000	135	44	3-0	0-0	0-0	0-0	Won 3
Virginia Tech	0	0	.000	0	0	0-0	0-0	3	0	1.000	122	41	1-0	1-0	1-0	0-0	Won 4
Miami	0	0	.000	0	0	0-0	0-0	1	0	1.000	41	13	1-0	0-0	0-0	0-0	Won 6
Virginia	0	0	.000	0	0	0-0	0-0	2	1	.667	83	62	2-1	0-0	0-0	0-0	Won 1
Georgia Tech	0	0	.000	0	0	0-0	0-0	1	1	.500	78	52	1-0	0-0	0-1	0-0	Won 1
North Carolina	0	1	.000	35	47	0-1	0-0	1	2	.333	118	105	0-2	1-0	0-0	0-0	Won 1
Pitt	0	0	.000	0	0	0-0	0-0	1	2	.333	63	113	1-1	0-1	0-0	0-0	Lost 2


UPCOMING SCHEDULE


Friday, September 22		Time	TV	Sirius	XM	Series
Virginia at Boise State		8 p.m.	ESPN2	84	84	Boise State leads, 1-0
Saturday, September 23		Time	TV	Sirius	XM	Series
NC State at No. 11/11 Florida State		Noon	ABC/ESPN2	81	81	Florida State leads, 26-11
Kent State at No. 19/20 Louisville		Noon	RSN	113	194	Kent State leads, 9-8
Pitt at Georgia Tech		12:20 p.m.	ACC Network	112	193	Georgia Tech leads, 7-4
Old Dominion at No. 13/13 Virginia Tech		2 p.m.	ACC Network Extra	93	203	First Meeting
Boston College at No. 2/2 Clemson		3:30 p.m.	ESPN2	112	193	Clemson leads, 15-9-2
Duke at North Carolina		3:30 p.m.	ESPNU	132	202	Carolina leads, 60-39-4
Toledo at No. 14/14 Miami		3:30 p.m.	RSN	113	194	Miami leads, 1-0
Wake Forest at Appalachian State		3:30 p.m.	ESPN3	127	206	Wake Forest leads, 14-7-1
Syracuse at No. 25/NR LSU		7 p.m.	ESPN2	145	198	LSU leads, 2-1

QUICK HITS - WEEK FOUR


 Florida State and Miami return to action this weekend after a 21-day break due to Hurricane Irma. Neither team has played since the first week of the season, when Miami beat Bethune-Cookman and Florida State lost to Alabama. This Saturday, FSU hosts NC State at noon in an important early-season conference matchup, while Miami welcomes Toledo to Hard Rock Stadium at 3:30 p.m.


 The game between the Wolfpack and Seminoles is one of four divisional conference contests in week four. Boston College plays at Clemson in the Atlantic Division, and in the Coastal, Duke plays at North Carolina and Pitt travels to Georgia Tech. The Yellow Jackets return to action following the cancellation of their game last week at UCF.


 Clemson improved to 3-0 with a 47-21 win at No. 14 Louisville last Saturday. It was the Tigers' school record-setting 11th consecutive road victory. Clemson's road winning streak is tied for second best in the nation with Alabama. Oklahoma has the nation's longest road streak at 12.

 Clemson has won seven straight against teams ranked in the Top 25. The Tigers are 9-1 in matchups of top 15 teams over the last three

years and 12-1 in their last 13 games against teams ranked in the top 25 of at least one poll.

 Carolina and Duke are facing each other in September for the first time in series history (103 games). The previous earliest meeting was Oct. 10, 1925. Duke is one of four teams Carolina has played 100 or more times.

 Duke and Wake Forest are a combined 6-0, and both are ranked in the top 20 in the country in scoring offense. The Blue Devils are 17th nationally, averaging 45.0 points per game, while Wake is 18th at 43.7. The Demon Deacons, who also rank fourth nationally in scoring defense, play at Appalachian State this weekend. A win would move Wake to 4-0 for the second straight season.

 Virginia Tech, which won convincingly last week at East Carolina, returns to Blacksburg to face in-state opponent Old Dominion. A win would give the Hokies a 4-0 start for the first time since 2011, when VT went to the Sugar Bowl.



2017 ACC FOOTBALL NOTES

QUICK HITS

Five ACC teams are ranked this week in both the AP and Amway Coaches polls. Clemson is second, Virginia Tech is 13th and Miami is 14th in both polls. Florida State is 12th in AP and 11th in the Coaches, while Louisville is now 19th in AP and 20th in the Amway Coaches poll. The ACC is the only conference with five teams ranked in the top 19 of the AP poll and one of two with five in the top 20.

Virginia linebacker Micah Kiser was named the Walter Camp Football Foundation National Defensive Player of the Week for his performance in the Cavaliers' 38-18 win over Connecticut. Kiser recorded a game-high 15 tackles (seven solo) and had two quarterback sacks and one fumble recovery. Kiser is the third Virginia player to earn Walter Camp National Player of the Week honors since 2004, joining Marcus Hamilton (DB, Nov. 21, 2004) and Anthony Harris (SS, Sept. 2, 2013). This is the second straight week, the ACC has had a player earn the honor (Clemson DE Austin Bryant in week two).

After three-straight home games to open the season, Syracuse goes on the road to face LSU of the Southeastern Conference. In its win last week over Central Michigan, the Orange ran for 300 yards and passed for 279. It was the first time under head coach Dino Babers that Syracuse had more rushing yards than passing yards.

Virginia opens week four of the ACC slate with a Friday night game at Boise State. It's the second time the Cavaliers have played on the blue turf of Bronco Stadium, but first time against Boise. UVA played in the facility at the 2004 MPC Computers Bowl.

Eight quarterbacks from ACC schools started for NFL teams in week two. Four of those signal callers were from NC State, including Philip Rivers (Chargers), Russell Wilson (Seahawks), Jacoby Brissett (Vikings) and Mike Glennon (Bears). They were joined by Clemson's Deshaun Watson (Texans), Boston College's Matt Ryan (Falcons), Virginia Tech's Tyrod Taylor (Bills) and Florida State's Jameis Winston (Buccaneers). All eight played in the ACC.

300 Yards Passing & 100 Yards Rushing in a Single-Game

Louisville's Lamar Jackson and Duke's Daniel Jones both recorded games in which they threw for 300 or more yards and rushed 100 or more yards this season.

Jackson is only the second person in FBS history accomplish the feat in back-to-back games (week one vs. Purdue, week two vs. UNC), while Jones is the 11th ACC player to reach those totals.

There have been 14 such performances in ACC history by 11 different players, with Jackson doing it three times and former Clemson standout Tajh Boyd twice.

Name, School	Opponent	Year
Woodrow Dantzler, Clemson	NC State	2001
Shaun Hill, Maryland	Duke	2001
Cory Randolph, Wake Forest	Clemson	2004
EJ Manuel, Florida State	Clemson	2012
Tajh Boyd, Clemson	NC State	2012
Brandon Connette, Duke	Pittsburgh	2013
Marquise Williams, UNC	Notre Dame	2014
Tajh Boyd, Clemson	Ohio State	2014
Deshaun Watson, Clemson	Syracuse	2015
Eric Dungey, Syracuse	Virginia Tech	2016
Lamar Jackson, Louisville	Syracuse	2016
Lamar Jackson, Louisville	Purdue	2017
Lamar Jackson, Louisville	North Carolina	2017
Daniel Jones, Duke	Northwestern	2017

Three offensive players and return specialists from the ACC earned Paul Hornung Award (most versatile) Honor Roll status in week three of the season - Sean Riley (Syracuse), Shaun Wilson (Duke) and Olamide Zacchaeus (UVA).

Syracuse senior wide receiver Steve Ishmael leads four ACC receivers ranked fifth or better in the FBS in receptions per game. Ishmael (11.3) leads all receivers nationally, while Virginia Tech's Cam Phillips is tied for third (9.0) and NC State's Jaylen Samuels and Virginia's Olamide Zacchaeus are both tied for fifth nationally (8.7).

Five ACC quarterbacks have made their first career starts this season. Boston College's Anthony Brown, Clemson's Kelly Bryant, Virginia Tech's Josh Jackson and Georgia Tech's TaQuon Marshall all made their first starts in week one. North Carolina's Chazz Surratt made his first career start in week two vs. Louisville. Florida State true freshman James Blackman could become the sixth first-time starter, as he is scheduled to make his first career start on Sept. 23 against NC State. In addition, Miami's Malik Rosier made just the second start of his career in the Hurricanes' season-opener against Bethune-Cookman.

ABC's Saturday Night Football telecast of the historic matchup between Florida State and Alabama (Sept. 2 at 8 p.m.) delivered a total live audience of 12,560,000 viewers to become the most-watched kickoff weekend game in college history.

No fewer than eight national college football awards have connections to current ACC schools. Heisman, of course, is the namesake of the Heisman Trophy, given annually to the nation's top college football player. But the league's current membership also has connections to the Mackey Award (Syracuse), the Biletnikoff Award (Florida State), the Hendricks Award (Miami), the Uvas Golden Arm Award (Louisville), the Joe Moore Award (Pitt) and the Bobby Dodd Coach of the Year Award (Georgia Tech). Also, though he made his primary mark in college football at Arkansas, the legendary Frank Broyles (Broyles Assistant Coach of the Year Award), was a former assistant to Bobby Dodd and also team captain of the 1945 Georgia Tech basketball team.

COASTAL NOTES

Duke head coach David Cutcliffe earned his 99th career victory with a 34-20 win over Baylor on Saturday. He is one shy of becoming the sixth active ACC coach with 100 or more career wins. The others are Georgia Tech's Paul Johnson (178), Miami's Mark Richt (155), Louisville's Bobby Petrino (111), Wake Forest's Dave Clawson (106) and Virginia's Bronco Mendenhall (103).

Since 2013, David Cutcliffe has guided Duke to a 34-21 record, a .618 winning percentage. The 34 wins are the most victories in a five-year span since the Blue Devils joined the ACC in 1953, a span of 64 years.

Duke is seeking Cutcliffe's 100th career win and the program's 500th all-time victory this weekend when the Blue Devils face long-time rival North Carolina.

Three Virginia receivers topped 100 yards in the Cavaliers' 38-18 win over Connecticut. That marks the sixth time an ACC team has had

ACC Quarterbacks Making First Career Start in 2017

Anthony Brown, Boston College

Kelly Bryant, Clemson

Josh Jackson, Virginia Tech

TaQuon Marshall, Georgia Tech

Chazz Surratt, North Carolina

James Blackman, Florida State*

*announced as starter for Sept. 23



2017 ACC FOOTBALL NOTES

three players top 100 receiving yards in a game and the first since 2000.

Team-Players

	Opponent, Date
FSU – Atrewns Bell, Snoop Minnis, Anquan Boldin	Miami, 10-7-2000
FSU – Atrewns Bell, Snoop Minnis, Javon Walker	Clemson, 11-4-2000
FSU – Chris Davis, DeCody Fagg, Greg Carr	The Citadel, 9-10-05
Mia. Clive Walford, Herb Waters, Phillip Dorsett	USF, 11-17-12
VT – Bucky Hodges, Cam Phillips, Isaiah Ford	Pitt, 10-27-16
UVA – Doni Dowling, Andre Levrone, Olamide Zaccheaus	UConn, 9-16-17

Virginia Tech redshirt freshman QB Josh Jackson threw five touchdowns in the Hokies' 64-17 win over East Carolina. Jackson leads the ACC & ranks 10th among Power Five QBs with a 177.8 rating. He has completed 55 of 85 passes (64.7 pct.) for 829 yards with eight touchdowns and no interceptions. With a win over ODU this weekend, Jackson would become the first VT signal caller to win his first four starts since QB Logan Thomas in 2011.

After making a school-record 14 catches in Virginia Tech's win over East Carolina, the Hokies' Cam Phillips leads all ACC receivers in career pass receptions with 192. Phillips ranks third nationally among all active receivers.

Virginia Tech place-kicker Joey Slye now ranks ninth on the ACC career scoring list with 352 points. Slye tallied 15 points in the Hokies' win over East Carolina, including three field goals, which brings his career total to 69, tying for the seventh-highest total in league history. Slye is just six points shy of UNC's Casey Barth for eighth place and 11 points behind Pitt's Chris Blewitt for seventh.

Virginia Tech posted 675 total yards of offense in its 64-17 win over East Carolina. The point total was the most for the Hokies since scoring 66 in its 2011 season-opener against Appalachian State and the total offense was its most under head coach Justin Fuente.

Virginia safety Quin Blanding leads all active FBS players in career total tackles with 391. Blanding, currently in his fourth year as a starter, averages 10.03 tackles per game.

Georgia Tech junior QB TaQuon Marshall has a 246.18 pass efficiency rating after the first two starting assignments of his career. He would lead the ACC and the nation with that mark, but does not have enough attempts to qualify for the rankings. Marshall also rushed for 249 yards in his starting debut against Tennessee on Sept. 4, the most ever by an ACC quarterback.

Virginia Tech head coach Justin Fuente sports a .762 winning percentage over the last four years, including his final two seasons at Memphis and his first two at Virginia Tech. Fuente's teams have posted a 32-10 mark during that time. Last season, he became just the 13th coach to be named ACC Coach of the Year in his first season in the league and only the third to be named Coach of the Year and lead his team to 10 wins.

Georgia Tech leads the nation both in rushing, averaging 372.5 yards per game, and passing efficiency, with a 231.69 rating.

Pitt all-purpose back Quadree Henderson has scored five times on kick returns. Henderson has four kickoff returns for scores and one punt return for a TD. The ACC record for career kickoff TD returns is seven, set by former Clemson standout C.J. Spiller during the 2006-09 seasons.

ATLANTIC NOTES

NC State quarterback Ryan Finley has attempted 192 consecutive passes without an interception. That is the longest current streak in the country, is second all-time at NC State, and is ninth in ACC history. The last time he threw an interception was last year against Miami.

Finley ranks eighth nationally with a 75.5 completion percentage (96 of 127). Finley and Virginia QB Kurt Benkert are tied for second in the country in completions per game (32.0).

NC State H-Back Jaylen Samuels scored three rushing touchdowns in the win over Furman and now has 19 rushing scores in his career. He has 36 career touchdowns, which ranks fifth all-time at NC State.

NC State has now won 10 straight non-conference home games, and 13 of 14 overall under head coach Dave Doeren.

Louisville QB Lamar Jackson, who won the Heisman Trophy as a sophomore while averaging an ACC-record 393.4 yards per game of total offense, leads the nation in total offense, averaging 463.7 yards per game.

Jackson broke the ACC career mark for most rushing yards by a quarterback in only his third season. Jackson now has 2,834 career yards, bettering the mark of 2,806 set during the 2007-10 seasons by Georgia Tech's Joshua Nesbitt. Jackson, who has 35 career rushing touchdowns, is three away from the ACC career mark for a quarterback of 38 scores set during the 2009-12 seasons by Georgia Tech's Tevin Washington.

Jackson became the second player in FBS history to record at least 300 passing yards and 100 rushing yards in consecutive games. Jackson surpassed 1,000 yards of total offense with his performance against North Carolina. He has achieved the feat in consecutive seasons and is one of only two players in FBS history since 2000 to reach the 1,000-

Louisville's Lamar Jackson & The ACC/NCAA Record Book

ACC Career Rushing Yards by a Quarterback

Rk.	Player, School	Years	Yards
1.	Lamar Jackson, Louisville	2015-present	2,834
2.	Joshua Nesbitt, Georgia Tech	2007-10	2,806
3.	Woodrow Dantzler, Clemson	1998-01	2,761
4.	Marquise Williams, North Carolina	2012-15	2,458
5.	Justin Thomas, Georgia Tech	2013-16	2,412

ACC Career Rushing Touchdowns by a Quarterback

Rk.	Player, School	Years	TDs
1.	Tevin Washington, Georgia Tech	2009-12	38
2.	Joshua Nesbitt, Georgia Tech	2007-10	35
	Marquise Williams, North Carolina	2012-15	35
	Lamar Jackson, Louisville	2015-*	35
5.	Brandon Connette, Duke	2011-13	31

NCAA Career Rushing Yards by Quarterback

Rk.	Name, School	Years	Yards
1.	Keenan Reynolds, Navy	2013-16	4,559
--			
21.	Taylor Martinez, Nebraska	2010-13	2,975
22.	Dan LeFevour, CMU	2006-09	2,948
23.	Tim Tebow, Florida	2006-09	2,947
24.	Lamar Jackson, Louisville	2015-*	2,834
25.	Ell Roberson, Kansas St.	2000-03	2,818
26.	Taysom Hill, BYU	2012-16	2,815
---	Joshua Nesbitt, GT	2007-10	2,806



yard plateau after the first two games.

Clemson ranks eighth nationally in total defense, allowing just 223.3 yards per game. Clemson held 13th-ranked Auburn to just 117 total yards, the fewest by a team ranked in the nation's top 15 since No. 2 Alabama held No.1 LSU to just 92 yards in the 2012 BCS National Championship Game.

Clemson defensive end Austin Bryant tied a school record with four quarterback sacks against Auburn. He was named the Walter Camp National Defensive Player of the Week for his effort against the nationally-ranked Orange and Blue Tigers.

Clemson head coach Dabo Swinney has a .706 career winning percentage (12-5) against teams ranked in the Top 10.

In the win over Auburn, Clemson tied three other schools for the most sacks (11) against a ranked team since the NCAA began keeping the statistic in 2000. Clemson equaled a mark set originally by TCU against then No. 17 Louisville (2001), and later equaled by Auburn in 2005 against 8th-ranked Alabama and Houston against No. 5 Louisville in 2016.

Clemson has won 10 or more games in each of the last six years. The Tigers and Alabama are the only two teams that currently have active streaks of six or more years with double-figure victories. The Tigers are only the 11th team to have had 10 wins in six successive seasons.

Florida State head coach Jimbo Fisher has a 78-18 record in seven-plus seasons as head coach of the Seminoles. Fisher's .813 winning percentage ranks third among all active FBS head coaches, trailing only Ohio State's Urban Meyer and Washington's Chris Peterson.

ACC COACHING SUCCESS

Six ACC coaches – the most of any conference – rank in the top 18 of all active coaches in career winning percentage with a minimum of five years as a head coach. Florida State's Jimbo Fisher ranks third (.813), followed by Clemson's Dabo Swinney (sixth, .767), Miami's Mark Richt (seventh, .738), Louisville's Bobby Petrino (10th, .716), Georgia Tech's Paul Johnson (16th, .669) and Virginia's Bronco Mendenhall (18th, .656).

Georgia Tech head coach Paul Johnson ranks fourth among all active head coaches in career victories, having recorded 178 wins in his 20-year career. Miami's Mark Richt is eighth with 155 wins, followed by Louisville's Bobby Petrino, who is 16th with 111 wins, Dave Clawson of Wake Forest (106) who is 21st, Virginia's Bronco Mendenhall, who is 22nd with 103 wins, and Duke's David Cutcliffe, who is 23rd with 99 wins.

NATIONAL TITLES & HEISMAN TROPHY WINNERS

Two of the last four national champions have come from the ACC (Clemson in 2016, Florida State in 2013), the only conference with multiple winners over that stretch. The ACC has had a team in the championship game in three of the four years.

The ACC is the first conference since 1994 to have a football national title winner (Clemson) and a Heisman Trophy winner (Lamar Jackson, Louisville) from two different schools in the same season.

In 2016, Louisville's Lamar Jackson became the second ACC player in the last four years to claim the Heisman Trophy. With Clemson's Deshaun Watson at No. 2 in the Heisman voting, it marked the seventh

time in the 82-year history of the award that the top two finishers have been from the same conference, and only the second time that the top two finishers have been quarterbacks from the same conference.

With junior QB Lamar Jackson returning to lead Louisville in 2017, the ACC has had reigning Heisman Trophy-winner return to compete in the league twice in the last four years. Florida State's Jameis Winston did so in 2014 after winning the 2013 Heisman Trophy. Jackson is the youngest athlete (19 years, 337 days) to win the Heisman Trophy, while Winston (19 years, 342 days) is the second youngest.

DR PEPPER ACC FOOTBALL CHAMPIONSHIP GAME

This season, The Dr Pepper ACC Football Championship Game will be held at Charlotte's Bank of America Stadium for a seventh time, resuming an agreement between the ACC and the Queen City venue that runs through the 2020 season.

The 13th annual Dr Pepper ACC Football Championship Game is set for Saturday, Dec. 2. The game will again be shown in prime time on ESPN (at 7:45 p.m.) or ABC (at 8 p.m.)

The six Dr Pepper ACC Football Championship Games held in Charlotte have been extremely successful from a fan experience and attendance standpoint. The games have averaged over 69,000 fans per contest, including sellout crowds in 2010, 2011, and 2015. An ACC Football Championship record crowd of 74,514 in 2015 set an attendance record at Bank of America Stadium. Over the last seven years, the ACC ranks second among all conferences in attendance at its football championship games.

Since 2011, the ACC Championship has been the most competitive of the four major conference championship games, as it has been decided by more than five fewer points per game than any other championship.



2017 ACC FOOTBALL NOTES

ACC Players of the Week

Offensive Back

Sept. 5 TaQuon Marshall, QB, GT
 Sept. 11 Lamar Jackson, QB, UL
 Sept. 18 Kelly Bryant, QB, CU

Offensive Line

Sept. 5 Tony Adams, OG, NCSU
 Sept. 11 Evan Lisle, OT, DU
 Sept. 18 Taylor Hearn, OG/OT, CU

Receiver

Sept. 5 Cam Phillips, WR, VT
 Sept. 11 Jaylen Smith, WR, UL
 Sept. 18 Cam Phillips, WR, VT

Defensive Line

Sept. 5 Josh Sweat, DE, FSU
 Sept. 11 Austin Bryant, DE, CU
 Sept. 18 Mike Ramsay, DT, DU

Linebacker

Sept. 5 Andrew Motuapuaka, LB, VT
 Sept. 11 Dorian O'Daniel, LB, UL
 Sept. 18 Micah Kiser, LB, UVA

Defensive Back

Sept. 5 Derwin James, S, FSU
 Sept. 11 Essang Bassey, CB, WF
 Sept. 18 Cameron Glenn, DB, WF

Specialist

Sept. 5 Colton Lichtenberg, PK, BC
 Sept. 11 Anthony Ratliff-Williams, KR, UNC
 Sept. 18 Will Spiers, P, CU

Rookie

Sept. 5 Josh Jackson, QB, VT
 Sept. 11 Chazz Surratt, QB, UNC
 Sept. 18 Josh Jackson, QB, VT

ACC National Honor Roll

Walter Camp Defensive Player of the Week

Sept. 11 Austin Bryant, DE, Clemson
 Sept. 18 Micah Kiser, LB, UVA

Bronco Nagurski Defensive Player of the Week

Sept. 11 Austin Bryant, DE, Clemson

Paul Hornung Award Weekly Honor Roll

Sept. 5 Nyheim Hines, NC State
 Sept. 18 Sean Riley, Syracuse
 Shaun Wilson, Duke
 Olamide Zacchaeus, Virginia

Ray Guy Award Punter of the Week

Sept. 11 Tom Sheldon, UNC

Davey O'Brien Award Great 8 Performer of the Week

Sept. 6 TaQuon Marshall, GT
 Lamar Jackson, UL
 Sept. 11 Lamar Jackson, UL
 Daniel Jones, Duke
 Sept. 18 Kelly Bryant, CU

Manning Award Stars of the Week

Sept. 5 TaQuon Marshall, GT
 Sept. 11 Lamar Jackson, UL
 Daniel Jones, Duke
 Sept. 18 Josh Jackson, VT

Lou Groza Stars of the Week

Sept. 5 Colton Lichtenberg, BC

ACC Record Book

Career Points

1. Dustin Hopkins, FSU, 2009-12	466
2. Ross Martin, Duke, 2012-15	430
3. Roberto Aguayo, FSU, 2013-15	405
4. Chandler Catanzaro, CU, 2010-13	404
5. Nick Novak, MD, 2001-04	393
6. Xavier Beitia, FSU, 2001-04	375
7. Chris Blewitt, Pitt, 2013-16	363
8. Casey Barth, UNC, 2008-12	358
9. Joey Slye, VT, 2014-present	352
10. James Conner, Pitt, 2013-16	338

19. Michael Badgely, UM, 2014-present	318
---------------------------------------	-----

Consecutive Passes without an Interception

1. Russell Wilson, NCSU, 2008-09	379
2. Drew Weatherford, FSU, 2007	270
3. Mitch Trubisky, UNC, 2015-16	243
4. Christian Ponder, FSU, 2009	237
Chris Weinke, FSU, 1999	237
6. Matt Blundin, UVA, 1990-91	213
7. Thaddeus Lewis, Duke, 2007-08	206
8. Everett Golson, FSU, 2015	200
9. Ryan Finley, NCSU, 2016-present	192
10. Jacoby Brissett, NCSU, 2014	187



2017 ACC FOOTBALL MEDIA SERVICES

ACC Communications

4512 Weybridge Lane • Greensboro, N.C. 27407

Kevin Best, Senior Associate Commissioner
kbest@theacc.org 336-369-4651

Mike Finn, Associate Commissioner
mfinn@theacc.org 336-369-1210

Brian Morrison Associate Commissioner
bmorrison@theacc.org 336-369-1002

Steve Phillips Editorial & Content Manager
sphillips@theacc.org 336-369-1004

George Lane Director
glane@theacc.org 336-369-1005

Amy Ufnowski Director
aufnowski@theacc.org 336-369-1003

Tyler Beck Assistant Director
tbeck@theacc.org

ACC Head Coaches Teleconference

The head football coaches teleconference will take place on Wednesdays beginning August 30, with one exception. The final regular season teleconference will be on Tuesday, Nov. 21.

Media Number: 800-909-4792

Teleconference Schedule:

10:20 am Brian Kelly, Notre Dame (Only on Sept. 13, Oct. 4, Oct. 25; Nov. 1, Nov. 8)
10:30 am Bronco Mendenhall, Virginia
10:40 am Dabo Swinney, Clemson
10:50 am Jimbo Fisher, Florida State
11:00 am Bobby Petrino, Louisville
11:10 am Dino Babers, Syracuse
11:30 am Paul Johnson, Georgia Tech
11:40 am Larry Fedora, North Carolina
11:50 am Justin Fuente, Virginia Tech
12:00 pm Dave Clawson, Wake Forest
12:10 pm Pat Narduzzi, Pitt
12:20 pm Steve Addazio, Boston College
12:30 pm David Cutcliffe, Duke
12:40 pm Dave Doeren, NC State
12:50 pm Mark Richt, Miami

ACC Advanced Media Video Clip Service

Broadcast media outlets will be able to access ACC highlights and press conference excerpts via the ACC Video Clip Service (AVCS) throughout the entire 2017-18 sports calendar. This video content will only be available for download in digital files that can be accessed on the AVCS. Additionally, head shots from all of the ACC's football teams will be available on the site. To register for the AVCS contact Slim Vollinger, Director/ACC Advanced Media, at svollinger@theacc.org or call 336.337-1471.

CollegePressBox.com

CollegePressBox.com is the official media website for Division I football. Access and download weekly game notes, quotes, statistics, media guides, headshots, logos and more for each conference and its member schools. Login information will be distributed to accredited media or you can apply for a password at collegepressbox.com/password.

ACC FOOTBALL COMMUNICATIONS DIRECTORS



BOSTON COLLEGE

Office 617-552-3004
Jason Baum j.baum@bc.edu



CLEMSON

Office 864-656-2114
Tim Bourret btimoth@clemson.edu
Brian Hennessy bhennes@clemson.edu



DUKE

Office 919-684-2633
Art Chase chasea@duaa.duke.edu
Sarah Feters feters@duaa.duke.edu



FLORIDA STATE

Office 850-644-5656
Derek Satterfield dsatterfield@fsu.edu
Steven McCartney smccartney@fsu.edu



GEORGIA TECH

Office 404-894-5445
Mike Flynn mflynn@athletics.gatech.edu
Kevin Davis kdavis@athletics.gatech.edu



LOUISVILLE

Office 301-314-1482
Rocco Gasparro Rocco@GoCards.com
Kenny Klein Kenny@GoCards.com



MIAMI

Office 305-284-3244
Carter Toole carter.toole@miami.edu
Cameron Ghorbi c.ghorbi@miami.edu



NORTH CAROLINA

Office 919-962-2123
Bobby Hundley bhundley@unc.edu
Mark Kimmel mkimmel@unc.edu



NC STATE

Office 919-515-2102
Annabelle Myers .. annabelle_myers@ncsu.edu
Brian Reinhardt brian_reinhardt@ncsu.edu



PITT

Office 412-648-8420
E.J. Borghetti eborghetti@athletics.pitt.edu
R.J. Sepich rsepich@athletics.pitt.edu



SYRACUSE

Office 315-443-2608
Michael Morrison mdmorris@syr.edu
Anthony Prisco aprisco@syr.edu



VIRGINIA

Office 434-982-5500
Jim Daves jimdaves@virginia.edu
Vince Briedis briedis@virginia.edu



VIRGINIA TECH

Office 540-231-6726
Pete Moris morisvt@vt.edu
Peter Long lpeter@vt.edu



WAKE FOREST

Office 336-758-5640
Steve Shutt shuttsj@wfu.edu
Dan Wallace wallacdj@wfu.edu

MEDIA INFORMATION: IMPORTANT DATES

Tuesday, October 31, 2017

- First 2017 CFP Committee rankings announced

Wednesday, November 1, 2017

- ACC Football Championship Game credential application website opens

Sunday, November 26, 2017

- All-ACC Football Team Voting Ends at 5 p.m.
- Jacobs Blocking Trophy announced, 1 p.m.
- ACC Football Championship Game participating coaches teleconference, 4-5 p.m.

Monday, November 27, 2017

- ACC Football Championship Game participating student-athletes teleconference, 11:30 a.m.-12:30 p.m. (times subject to change)
- All-ACC Football Team announced, 3 p.m.
- Deadline for media credential applications to ACC Football Championship Game, 5 p.m.

Tuesday, November 28, 2017

- ACC Coach, Offensive, Defensive and Overall Rookie of the Year announced, 1 p.m.

Wednesday, November 29, 2017

- ACC Offensive, Defensive and Overall Player of the Year Announced, 1 p.m.

Thursday, November 30, 2017

- Jim Tatum Award (Top Football Scholar-Athlete) and Brian Piccolo Award, (Most Courageous Football Student-Athlete) announced, 11 a.m.

Friday, December 1, 2017

- ACC FB Championship Game Press Conference (Both participating coaches), Time TBD, Bank of America Stadium
- ACC Night of Legends, Charlotte Convention Center, 6 p.m.

Saturday, December 2, 2017

- 2017 Dr Pepper ACC Football Championship Game, Bank of America Stadium, 7:45 p.m. on ESPN or 8 p.m. on ABC

Sunday, December 3, 2017

- Selection Sunday-- College Football Playoff and ACC Bowl Teams announced

Friday, December 15, 2017

- College Football Playoff media credential application deadline

February 7, 2018

- National Football Signing Day

2018 ACC Football Kickoff: July 18 (Coastal) & 19 (Atlantic) • The Westin Hotel, Charlotte, N.C.



ACC FOOTBALL IN 2017 TOP 25 POLLS

	AP/USA Today/CFP													
	BC	Clem	Duke	FSU	GT	UL	UM	NC	NCSU	Pitt	SU	VA	VT	WF
Preseason	-/-	5/5/-	-/-	3/3/-	-/RV/-	16/17/-	18/18/-	-/RV/-	RV/RV/-	RV/RV/-	-/RV/-	-/-	21/22/-	-/-
Week 1	-/-	3/3/-	-/-	10/9/-	-/RV/-	17/16/-	16/17/-	-/-	-/RV/-	RV/RV/-	-/RV/-	-/-	18/18/-	-/-
Week 2	-/-	3/3/-	-/RV/-	11/10/-	-/-	14/14/-	17/15/-	-/-	-/RV/-	-/-	-/-	-/-	16/16/-	-/-
Week 3	-/-	2/2/-	RV/RV/-	12/11/-	-/-	19/20/-	14/14/-	-/-	-/RV/-	-/-	-/-	-/-	13/13/-	RV/RV/-
Week 4														
Week 5														
Week 6														
Week 7														
Week 8														
Week 9														
Week 10														
Week 11														
Week 12														
Week 13														
ACC CG														
Bowls														
Final														

ACC ASSOCIATED PRESS RANKING HISTORY

*Reflects rankings only while a member of the ACC

School	Consecutive			
	Polls	Top 10	No.1	Weeks Ranked
Boston College	-	35	1	37
Clemson	39	128	7	397
Duke	-	57	-	172
Florida State	86	362	72	552
Georgia Tech	-	146	-	299
Louisville	17	8	-	24
Miami	4	291	68	465
North Carolina	-	76	1	246
NC State	-	11	-	143
Pitt	2	-	-	4
Virginia	-	24	3	166
Virginia Tech	6	94	-	278
Wake Forest	-	-	-	41

Five Teams in 2017 Preseason Poll: For the first time since 2010 – and only the third time in league history – the ACC had five teams in the 2017 AP Preseason poll, including Florida State (3), Clemson (5), Louisville (16), Miami (18) and Virginia Tech (21).

Total Appearances in AP Preseason Poll: Florida State 38, Miami 28, Clemson 27, North Carolina 22, Pitt 22, Duke 17, Georgia Tech 17, Virginia Tech 17, Maryland 16, Syracuse 16, Virginia 9, NC State 7, Louisville 7, Boston College 5, South Carolina 2, Wake Forest 2.

ASSOCIATED PRESS RANKINGS

School	P	S5	S10	S17	S24	O1	O8	O15	O22	O29	N5	N12	N19	N26	D3	J9
Alabama	1	1	1	1												
Clemson	5	3	3	2												
Oklahoma	7	5	2	3												
Penn State	6	4	5	4												
USC	4	6	4	5												
Oklahoma St.	10	11	9	6												
Washington	8	7	6	7												
Michigan	11	8	7	8												
Wisconsin	9	9	10	9												
Ohio State	2	2	8	10												
Georgia	15	15	13	11												
Florida State	3	10	11	12												
Virginia Tech	21	18	16	13												
Miami	18	16	17	14												
Auburn	12	13	15	15												
TCU	-	23	20	16												
Mississippi St.	-	-	-	17												
Washington St.	24	20	21	18												
Louisville	16	17	14	19												
Florida	17	22	24	20												
USF	19	21	22	21												
San Diego St.	-	-	-	22												
Utah	-	-	-	23												
Oregon	-	-	-	24												
LSU	13	12	12	25												
Kansas State	20	19	18													
Stanford	14	14	19													
Tennessee	25	25	23													
UCLA	-	-	25													
Notre Dame	-	24														
West Virginia	22	-														
Texas	23	-														

COLLEGE FOOTBALL PLAYOFF

School	O31	N7	N14	N21	N 28	D3
--------	-----	----	-----	-----	------	----



2017 ACC FOOTBALL COACHING NOTES

ACC HEAD COACHING RECORDS

Head Coach, School	Career	Yrs	Pct.	at School	Yrs	Pct.	ACC	Yrs	Pct.	Home	Pct.	Road	Pct.	Neu.
Steve Addazio, Boston College	38-41-0	(7)	.481	25-29-0	(5)	.463	10-23-0	(4)	.303	4-13	.235	6-10	.375	0-0
Dabo Swinney, Clemson	92-28-0	(10)	.767	92-28-0	(10)	.767	58-16-0	(9)	.784	30-4	.882	25-11	.694	3-1
David Cutcliffe, Duke	99-90-0	(17)	.524	55-61-0	(10)	.474	25-47-0	(9)	.347	12-23	.343	13-23	.361	0-1
Jimbo Fisher, Florida State	78-18-0	(8)	.813	78-18-0	(8)	.813	48-12-0	(7)	.800	24-4	.857	21-7	.750	3-1
Paul Johnson, Georgia Tech	178-88-0	(21)	.669	71-49-0	(9)	.592	42-32-0	(9)	.568	24-12	.667	18-18	.500	0-2
Bobby Petrino, Louisville	111-44-0	(13)	.716	69-23-0	(7)	.750	18-8-0	(3)	.692	10-3	.769	8-5	.615	0-0
Mark Richt, Miami	155-55-0	(17)	.738	10-4-0	(2)	.714	5-3-0	(1)	.625	2-2	.500	3-1	.750	0-0
Larry Fedora, North Carolina	75-46-0	(10)	.620	41-27-0	(6)	.603	26-16-0	(5)	.619	13-8	.619	13-7	.650	0-1
Dave Doeren, NC State	50-31-0	(7)	.617	27-27-0	(5)	.500	9-23-0	(4)	.281	3-13	.188	6-10	.375	0-0
Pat Narduzzi, Pitt	17-12-0	(3)	.586	17-12-0	(3)	.586	11-5-0	(2)	.688	5-3	.625	6-2	.750	0-0
Dino Babers, Syracuse	43-25-0	(6)	.632	6-9-0	(2)	.400	2-6-0	(1)	.250	1-3	.250	1-3	.250	0-0
Bronco Mendenhall, Virginia	103-54-0	(13)	.656	4-11-0	(2)	.267	1-7-0	(1)	.125	0-4	.000	1-3	.250	0-0
Justin Fuente, Virginia Tech	39-27-0	(6)	.591	13-4-0	(2)	.765	6-3-0	(1)	.667	3-1	.750	3-1	.750	0-1
Dave Clawson, Wake Forest	106-104-0	(18)	.505	16-24-0	(4)	.400	6-19-0	(3)	.240	3-9	.250	3-10	.231	0-0

All ACC records include ACC Championship Game results

Four ACC Coaches In Top 10 in Career Winning Percentage

Four current ACC head coaches rank among the Top 10 coaches nationally in active career winning percentage and six are ranked in the Top 20, led by Florida State's Jimbo Fisher, who ranks third overall with an .813 mark just behind Ohio State's Urban Meyer (.848) and Washington's Chris Peterson (.824). Joining Fisher in the Top 10 are Dabo Swinney of Clemson at 6th, Mark Richt of Miami at 7th and Bobby Petrino of Louisville 10th, Paul Johnson (16th) of Georgia Tech and Bronco Mendenhall (18th) are also ranked in the Top 20.

Career Winning Percentage (Minimum Five Full Seasons)

Pl.	Name, School	Record	Pct.
1.	Urban Meyer, Ohio State	167-30-0	.848
2.	Chris Petersen, Washington	122-26-0	.824
3.	Jimbo Fisher, Florida State	78-18-0	.813
4.	David Shaw, Stanford	65-19-0	.774
5.	Nick Saban, Alabama	209-61-1	.773
6.	Dabo Swinney, Clemson	92-28-0	.767
7.	Mark Richt, Miami	155-55-0	.7381
8.	Gary Patterson, TCU	152-54-0	.7378
9.	Brian Kelly, Notre Dame	232-89-2	.721
10.	Bobby Petrino, Louisville	111-44-0	.716
11.	Jim Harbaugh, Michigan	81-33-0	.711
12.	Mike Gundy, Oklahoma State	107-50-0	.682
	Kyle Whittingham, Utah	107-50-0	.682
14.	Gus Malzahn, Auburn	46-22-0	.676
15.	Kevin Sumlin, Texas A&M	81-39-0	.675
16.	Paul Johnson, Georgia Tech	178-88-0	.669
17.	Bill Snyder, Kansas State	204-106-1	.658
18.	Bronco Mendenhall, Virginia	103-54-0	.656
19.	Rod Carey, Northern Illinois	38-20-0	.655
20.	Ken Niumatalolo, Navy	79-42-0	.653
21.	Mark Dantonio, Michigan St.	110-59-0	.651
22.	Bret Bielema, Arkansas	94-51-0	.648
23.	Jim Mora, UCLA	43-25-0	.632
24.	Mark Hudspeth, ULL	91-54-0	.628
25.	Jim McElwain, Florida	41-25-0	.621
---	Larry Fedora, North Carolina	74-46-0	.617

Career Victories - Active Coaches Five ACC Coaches in Top 25

Georgia Tech's Paul Johnson, in his 21st year as a head coach, is ranked fourth in the NCAA's FBS in career victories with 178. Johnson is one of six current ACC coaches who rank among the FBS Top 25 in career wins. Johnson is joined by Miami's Mark Richt, who is eighth on the active FBS list with 155 career wins. Louisville's Bobby Petrino is 16th with 111 wins, while Dave Clawson of Wake Forest is 21st (106), Bronco Mendenhall of Virginia (103) is 22nd and Duke's David Cutcliffe is 23rd (99).

Career Victories - Active Coaches

1.	Brian Kelly, Notre Dame	232
2.	Nick Saban, Alabama	209
3.	Bill Snyder, Kansas State	204
4.	Paul Johnson, Georgia Tech	178
5.	Urban Meyer, Ohio State	167
6.	Terry Bowden, Akron	165
7.	Rich Rodriguez, Arizona	158
8.	Mark Richt, Miami	155
9.	Gary Patterson, TCU	152
10.	Kirk Ferentz, Iowa	150
11.	Frank Solich, Ohio	148
12.	Chris Peterson, Washington	122
13.	Skip Holtz, Louisiana Tech	120
14.	Rocky Long, San Diego State	119
15.	Mike Leach, Washington State	116
16.	Bobby Petrino, Louisville	111
17.	Mark Dantonio, Michigan State	110
18.	Mike Riley, Nebraska	109
19.	Mike Gundy, Oklahoma State	107
	Kyle Whittingham, Utah	107
21.	Dave Clawson, Wake Forest	106
22.	Bronco Mendenhall, Virginia	103
23.	David Cutcliffe, Duke	99
24.	Randy Edsall, Connecticut	97
25.	Bret Bielema, Arkansas	94

Best Winning Percentage All Games (minimum three seasons)

1.	Jimbo Fisher, Florida State	78-18-0	.813
2.	Dabo Swinney, Clemson	92-28-0	.767
3.	Bobby Bowden, Florida State	173-53-1	.764
4.	Danny Ford, Clemson	96-29-4	.760
5.	Lou Holtz, NC State	33-12-3	.719
6.	Ken Hatfield, Clemson	32-13-1	.707
7.	Frank Beamer, Virginia Tech	113-47-0	.706
8.	Jim Tatum, Maryland & UNC	41-19-2	.677
9.	Larry Coker, Miami	25-12-0	.675
10.	Bobby Petrino, Louisville	28-14-0	.667
11.	Dick Sheridan, NC State	52-29-3	.637
12.	Dick Crum, North Carolina	72-41-3	.633
13.	Bill Murray, Duke	80-45-8	.631
14.	Tommy Bowden, Clemson	72-45-0	.615
15.	George O'Leary, GT	52-33-0	.612
---	Larry Fedora, UNC	41-27-0	.603

Most Victories - All Games

1.	Bobby Bowden, Florida State	173
2.	George Welsh, Virginia	136
3.	Frank Beamer, Virginia Tech	113
4.	Bill Dooley, UNC & Wake Forest	98
5.	Danny Ford, Clemson	96
	Frank Howard, Clemson	96
7.	Dabo Swinney, Clemson	92
8.	Al Groh, Wake Forest & Virginia	85
9.	Bill Murray, Duke	80
10.	Jimbo Fisher, Florida State	78
11.	Jerry Claiborne, Maryland	77
	Earle Edwards, NC State	77
	Jim Grobe, Wake Forest	77
14.	Ralph Friedgen, Maryland	75
15.	Dick Crum, North Carolina	72
	Tommy Bowden, Clemson	72
17.	Paul Johnson, Georgia Tech	71
18.	Bobby Ross, Maryland & Georgia Tech	70



2017 ACC FOOTBALL TEAM GAME-BY-GAME SCHEDULES & RESULTS

BOSTON COLLEGE (1-2, 0-1 ACC)

Home Stadium: Alumni Stadium (44,500)

Date	Result	Opponent	Time/TV
Sept. 1	W, 23-20	at Northern Illinois	9:30 p.m./CBSSN
Sept. 9	L, 34-10	Wake Forest	1 p.m./ACC Network Extra
Sept. 16	L, 49-20	Notre Dame	3:30 p.m./ESPN
Sept. 23		at Clemson	3:30 p.m./ESPN2
Sept. 30		Central Michigan	1 p.m./ACC Network Extra
Oct. 7		Virginia Tech	
Oct. 14		at Louisville	
Oct. 21		at Virginia	
Oct. 27		Florida State	8 p.m./ESPN
Nov. 11		NC State	
Nov. 18		Connecticut	7 p.m./CBSSN
Nov. 25		at Syracuse	

Fenway Park, Boston, Massachusetts

CLEMSON (3-0, 1-0 ACC)

Home Stadium: Memorial Stadium (81,500)

Date	Result	Opponent	Time/TV
Sept. 2	W, 56-3	Kent State	Noon/ESPN
Sept. 9	W, 14-6	#13/13 Auburn	7 p.m./ESPN
Sept. 16	W, 47-21	at Louisville	8 p.m./ABC
Sept. 23		Boston College	3:30 p.m./ESPN2
Sept. 30		at Virginia Tech	8 p.m./ABC
Oct. 7		Wake Forest	
Oct. 13		at Syracuse	7 p.m./ESPN
Oct. 28		Georgia Tech	
Nov. 4		at NC State	
Nov. 11		Florida State	
Nov. 18		The Citadel	
Nov. 25		at South Carolina	

DUKE (3-0, 0-0 ACC)

Home Stadium: Brooks Field at Wallace Wade Stadium (40,004)

Date	Result	Opponent	Time/TV
Sept. 2	W, 60-7	North Carolina Central	6 p.m./ACC Network Extra
Sept. 9	W, 41-17	Northwestern	Noon/ESPNU
Sept. 16	W, 34-20	Baylor	12:30 p.m./RSN
Sept. 23		at North Carolina	3:30 p.m./ESPNU
Sept. 29		Miami	7 p.m./ESPN
Oct. 7		at Virginia	
Oct. 14		Florida State	
Oct. 21		Pitt	
Oct. 28		at Virginia Tech	
Nov. 11		at Army West Point	Noon, CBSSN
Nov. 18		Georgia Tech	
Nov. 25		at Wake Forest	

FLORIDA STATE (0-1, 0-0 ACC)

Home Stadium: Bobby Bowden Field at Doak S. Campbell Stadium (79,560)

Date	Result	Opponent	Time/TV
Sept. 2	L, 24-7	#1/1 Alabama	8 p.m./ABC
Sept. 9	cancelled	Louisiana-Monroe	
Sept. 23		NC State	noon, ABC/ESPN2
Sept. 30		at Wake Forest	3:30 p.m./ABC/ESPN2
Oct. 7		Miami	
Oct. 14		at Duke	
Oct. 21		Louisville	
Oct. 27		at Boston College	8 p.m./ESPN
Nov. 4		Syracuse	
Nov. 11		at Clemson	
Nov. 18		Delaware State	
Nov. 25		at Florida	

GEORGIA TECH (1-1, 0-0 ACC)

Home Stadium: Bobby Dodd Stadium at Historic Grant Field (55,000)

Date	Result	Opponent	Time/TV
Sept. 4	L, 42-41 2ot	#25/24 Tennessee	8 p.m./ESPN
Sept. 9	W, 37-10	Jacksonville State	12:30 p.m./RSN
Sept. 16	cancelled	at Central Florida	
Sept. 23		Pitt	12:20 p.m., ACC Network
Sept. 30		North Carolina	noon/ESPN2
Oct. 14		at Miami	
Oct. 21		Wake Forest	
Oct. 28		at Clemson	
Nov. 4		at Virginia	
Nov. 11		Virginia Tech	
Nov. 18		at Duke	
Nov. 25		Georgia	

LOUISVILLE (2-1, 1-1 ACC)

Home Stadium: Papa John's Cardinal Stadium (55,000)

Date	Result	Opponent	Time/TV
Sept. 2	W, 35-28	Purdue	7:30 p.m./FOX
Sept. 9	W, 47-35	at North Carolina	Noon/ESPN
Sept. 16	L, 47-21	Clemson	8 p.m./ABC
Sept. 23		Kent State	Noon/RSN
Sept. 30		Murray State	3:30 p.m./RSN
Oct. 5		at NC State	8 p.m./ESPN
Oct. 14		Boston College	
Oct. 21		at Florida State	
Oct. 28		at Wake Forest	
Nov. 11		Virginia	
Nov. 18		Syracuse	
Nov. 25		at Kentucky	

MIAMI (1-0, 0-0 ACC)

Home Stadium: Hard Rock Stadium (65,767)

Date	Result	Opponent	Time/TV
Sept. 2	W, 41-13	Bethune-Cookman	12:30 p.m./RSN
Sept. 9	cancelled	at Arkansas State	
Sept. 23		Toledo	3:30 p.m./RSN
Sept. 29		at Duke	7 p.m./ESPN
Oct. 7		at Florida State	
Oct. 14		Georgia Tech	
Oct. 21		Syracuse	
Oct. 28		at North Carolina	
Nov. 4		Virginia Tech	
Nov. 11		Notre Dame	
Nov. 18		Virginia	
Nov. 24		at Pitt	

NORTH CAROLINA (1-2, 0-1 ACC)

Home Stadium: Kenan Memorial Stadium (63,000)

Date	Result	Opponent	Time/TV
Sept. 2	L, 35-30	California	12:20 p.m./ACC Network
Sept. 9	L, 47-35	Louisville	Noon/ESPN
Sept. 16	W, 53-23	at Old Dominion	3:30 p.m./Stadium
Sept. 23		Duke	3:30 p.m./ESPNU
Sept. 30		at Georgia Tech	noon/ESPN2
Oct. 7		Notre Dame	
Oct. 14		Virginia	
Oct. 21		at Virginia Tech	
Oct. 28		Miami	
Nov. 9		at Pitt	8 p.m./ESPN
Nov. 18		Western Carolina	
Nov. 25		at NC State	



2017 ACC FOOTBALL TEAM GAME-BY-GAME SCHEDULES & RESULTS

NC STATE (2-1, 0-0 ACC)

Home Stadium: Carter-Finley Stadium (57,600)

Date	Result	Opponent	Time/TV
Sept. 2	L, 35-28	South Carolina	3 p.m./ESPN
<i>Belk College Football Kickoff Game, Bank of America Stadium, Charlotte</i>			
Sept. 9	W, 37-20	Marshall	6 p.m./ACC Network Extra
Sept. 16	W, 49-16	Furman	12:20 p.m./ACC Network
Sept. 23		at Florida State	noon, ABC/ESPN2
Sept. 30		Syracuse	12:20 p.m./ACC Network
Oct. 5		Louisville	8 p.m./ESPN
Oct. 14		at Pitt	
Oct. 28		at Notre Dame	3:30 p.m./NBC
Nov. 4		Clemson	
Nov. 11		at Boston College	
Nov. 18		at Wake Forest	
Nov. 25		North Carolina	

PITT (1-2, 0-0 ACC)

Home Stadium: Heinz Field (68,400)

Date	Result	Opponent	Time/TV
Sept. 2	W, 28-21 (ot)	Youngstown State	1 p.m./ACC Network Extra
Sept. 9	L, 33-14	at #4/4 Penn State	3:30 p.m./ABC
Sept. 16	L, 59-21	Oklahoma State	Noon/ESPN
Sept. 23		at Georgia Tech	12:20 p.m./ACC Network
Sept. 30		Rice	noon, RSN
Oct. 7		at Syracuse	
Oct. 14		NC State	
Oct. 21		at Duke	
Oct. 28		Virginia	
Nov. 9		North Carolina	8 p.m./ESPN
Nov. 18		at Virginia Tech	
Nov. 24		Miami	

SYRACUSE (2-1, 0-0 ACC)

Home Stadium: Carrier Dome (49,262)

Date	Result	Opponent	Time/TV
Sept. 1	W, 50-7	Central Connecticut State	7 p.m./ACC Network Extra
Sept. 9	L, 30-23	Middle Tennessee	3:30 p.m./ACC Network Extra
Sept. 16	W, 41-17	Central Michigan	3:30 p.m./ACC Network Extra
Sept. 23		at LSU	7 p.m./ESPN2
Sept. 30		at NC State	12:20 p.m./ACC Network
Oct. 7		Pitt	
Oct. 13		Clemson	7 p.m./ESPN
Oct. 21		at Miami	
Nov. 4		at Florida State	
Nov. 11		Wake Forest	
Nov. 18		at Louisville	
Nov. 25		Boston College	

VIRGINIA (2-1, 0-0 ACC)

Home Stadium: David A. Harrison III Field at Scott Stadium (61,500)

Date	Result	Opponent	Time/TV
Sept. 2	W, 28-10	William & Mary	3:30 p.m./ACC Network Extra
Sept. 9	L, 34-17	Indiana	3:30 p.m./ESPNU
Sept. 16	W, 38-18	Connecticut	Noon/ESPN2
Sept. 22		at Boise State	8 p.m./ESPN2
Oct. 7		Duke	
Oct. 14		at North Carolina	
Oct. 21		Boston College	
Oct. 28		at Pitt	
Nov. 4		Georgia Tech	
Nov. 11		at Louisville	
Nov. 18		at Miami	
Nov. 25		Virginia Tech	

VIRGINIA TECH (3-0, 0-0 ACC)

Home Stadium: Lane Stadium/Worsham Field (65,632)

Date	Result	Opponent	Time/TV
Sept. 3	W, 31-24	#22/20 West Virginia	7:30 p.m./ABC
<i>FedEx Field, Landover, Maryland</i>			
Sept. 9	W, 27-0	Delaware	3:30 p.m./ACC Network Extra
Sept. 16	W, 64-17	at East Carolina	3:30 p.m./CBSSN
Sept. 23		Old Dominion	2 p.m./ACC Network Extra
Sept. 30		Clemson	8 p.m./ABC
Oct. 7		at Boston College	
Oct. 21		North Carolina	
Oct. 28		Duke	
Nov. 4		at Miami	
Nov. 11		at Georgia Tech	
Nov. 18		Pitt	
Nov. 24		at Virginia	

WAKE FOREST (3-0, 1-0 ACC)

Home Stadium: BB&T Field (31,500)

Date	Result	Opponent	Time/TV
Aug. 30	W, 51-7	Presbyterian	6:30 p.m./ACC Network Extra
Sept. 9	W, 34-10	at Boston College	1 p.m./ACC Network Extra
Sept. 16	W, 46-10	Utah State	3 p.m./ACC Network Extra
Sept. 23		at Appalachian State	3:30 p.m./ESPN3
Sept. 30		Florida State	3:30 p.m./ABC/ESPN2
Oct. 7		at Clemson	
Oct. 21		at Georgia Tech	
Oct. 28		Louisville	
Nov. 4		at Notre Dame	3:30 p.m./NBC
Nov. 11		at Syracuse	
Nov. 18		NC State	
Nov. 25		Duke	



2017 ACC FOOTBALL GAME PREVIEWS



Friday, September 22
Virginia (2-1, 0-0 ACC)
at Boise State (2-1, 0-0 MWC)
8 p.m.; ESPN2
Boise State leads series, 1-0
Last meeting: BSU, 56-14 (2015)

Head Coaches:

Virginia - Bronco Mendenhall (4-11 in second season at Virginia; 103-54 in 13th season overall)
Boise State - Bryan Harsin (33-10 in fourth season at Boise State; 40-15 in fifth season overall)

Notes: Virginia wraps up the non-conference portion of its 2017 schedule with its first-ever visit to Boise State • It will be the first road test of the season for the Cavaliers, who played the previous three weekends in Scott Stadium • It is the second part of a home-and-home agreement between the Cavaliers and Broncos, following Boise State's 56-14 win at Charlottesville in 2015 • Boise State's first meeting against an ACC school was a 27-17 loss to Boston College in the 2005 MPC Computers Bowl in Boise • The Broncos edged Virginia Tech, 33-30, at FedEx Field in Landover, Md., to open the 2010 season, and then defeated the Cavaliers two years ago • Friday night will mark the second time Virginia has played on the Blue Turf of Bronco Stadium • The Cavaliers lost to Fresno State, 37-34 in overtime in the 2004 MPC Computers Bowl played at the stadium.



Saturday, September 23
Pitt (1-2, 0-0 ACC)
at Georgia Tech (1-1, 0-0 ACC)
12:20 p.m.; ACC Network
Pitt leads series, 7-4
Last meeting: Pitt, 37-34 (2016)

Head Coaches:

Pitt - Pat Narduzzi (17-12 in third season at Pitt and overall)
Georgia Tech - Paul Johnson (71-49 in 10th season at Georgia Tech; 178-88 in 21st season overall)

Notes: The Panthers and Yellow Jackets have split their four Coastal Division meetings since Pitt joined the ACC, with the Panthers winning each of the last two games by a three-point margin • Pitt won 37-34 last year at home on Chris Blewitt's 31-yard field goal as time expired • Blewitt's 56-yard field goal had provided the winning points in a 31-28 Panthers' road victory the year before • Pitt stopped the Yellow Jackets on fourth-and-1 late in the game to set up last year's winning field goal • This week marks the 2017 ACC opener for both teams and will be Georgia Tech's first contest in two weeks • The Yellow Jackets wound up with an unplanned open date last weekend, when their scheduled road trip to Central Florida was canceled due to storm damage following Hurricane Irma • Tech, which welcomes UNC next week, will now play its first four games of 2017 in the city of Atlanta.



Saturday, September 23
NC State (2-1, 0-0 ACC)
at Florida State (0-1, 0-0 ACC)
Noon; ABC/ESPN2
Florida State leads series, 26-11
Last meeting: FSU, 24-20 (2017)

Head Coaches:

NC State - Dave Doeren (27-27 in fifth season at NC State; 50-31 in seventh season overall)
Florida State - Jimbo Fisher (78-18 in eighth season at Florida State and overall)

Notes: Florida State will play for the first time since its season-opening loss to top-ranked Alabama when it hosts NC State in the ACC opener for both teams • The Seminoles' scheduled game versus Louisiana-Monroe was canceled, and last weekend's contest versus rival Miami was postponed due to Hurricane Irma • NC State has given Florida State more trouble than most opponents since the Seminoles joined the ACC 25 years ago, but FSU brings a four-game series winning streak into Saturday's contest • The Seminoles claimed a 24-20 win last year in Raleigh as QB Deondre Francois threw a 19-yard touchdown pass to Travis Rudolph with 3:09 left for the winning points • The go-ahead touchdown marked the first time in the game that Florida State had led • Francois finished with 330 yards passing, while RB Dalvin Cook rushed for a touchdown for the Seminoles.



Saturday, September 23
Old Dominion (2-1, 0-0 C-USA)
at Virginia Tech (3-0, 0-0 ACC)
2 p.m.; ACC Network
First meeting

Head Coaches:

Virginia Tech - Justin Fuente (13-4 in second season at Virginia Tech; 39-27 in sixth season overall)
Old Dominion - Bobby Wilder (69-31 in ninth season at Old Dominion and overall)

Notes: Saturday will mark the first meeting between Virginia Tech and Old Dominion on the football field, but it definitely won't be the last • With the exception of the 2020 and 2021 seasons, the schools have agreed to meet every year through 2031 (13 total games) • The Monarchs, who played host to North Carolina last week and have also booked a past home-and-home series with NC State, have additional agreements in place with ACC members Wake Forest and Virginia for upcoming seasons • Virginia Tech plays four of its next five games at home • Saturday's game closes out the 2017 regular-season non-conference slate for the Hokies, who play host to Clemson next weekend in the first of eight straight games against ACC opponents • Virginia Tech seeks its first 4-0 start to a season since 2011, when it opened the season by defeating each of its scheduled non-conference opponents.



Saturday, September 23
Kent State (1-2, 0-0 MAC)
at Louisville (2-1, 1-1 ACC)
Noon; RSN
Kent State leads series, 9-8
Last meeting: Kent, 10-3 (1973)

Head Coaches:

Louisville - Bobby Petrino (69-23 in eighth season at Louisville; 111-44 in 10th season overall)
Kent State - Paul Haynes (13-36 in 5th season at Kent State and overall)

Notes: Louisville takes on Kent State for the 18th time, but for the first time in 44 seasons • The Golden Flashes hold a 9-8 lead in the series, in which all 17 of the previous game were played between 1956 and 1973 • All eight of the Cardinals' wins have come at home, however, and Kent State is 2-8 all-time in games played in Louisville • The Cardinals will be the second ACC Atlantic Division team that Kent State has faced this season • The Golden Flashes opened their 2017 campaign with a 56-3 loss at Clemson • Saturday's game will be Kent State's second of the season under fifth-year head coach Paul Haynes, who missed the first two games of the year while he recovered from prostate cancer surgery • The Kent State contest will be the first of a two-week non-conference home set for Louisville, which plays host to Murray State on Sept. 30.



Saturday, September 23
Boston College (1-2, 0-0 ACC)
at Clemson (3-0, 1-0 ACC)
3:30 p.m.; ESPN2
Clemson leads series, 15-9-2
Last meeting: CU, 42-36 (2016)

Head Coaches:

Boston College - Steve Addazio (25-29 in fifth season at Boston College; 38-41 in seventh season overall)
Clemson - Dabo Swinney (92-28 in 10th season at Clemson and overall)

Notes: Clemson has won the last five meetings in the series, which began with a 6-3 win by the Tigers in the Cotton Bowl on New Year's Day, 1940 • Clemson holds an 8-4 edge since the Eagles joined the ACC, despite Boston College winning each of the first three conference matchups (2005-2007) • The Tigers rolled to a 56-10 win last season in Chestnut Hill, with Deshaun Watson tossing four touchdown passes and directing a Tiger offense that finished with over 500 yards of total offense • The schools were frequent non-conference opponents in the mid-20th century, meeting 11 times from 1940 through 1960 • Boston College "home" venues during that time period included Fenway Park and old Braves Field • This will mark the seventh consecutive year and the 14th time in series history that one or both teams will enter the game nationally ranked.



2017 ACC FOOTBALL GAME PREVIEWS



Saturday, September 23

Duke (3-0, 0-0 ACC)
at **North Carolina (0-2, 0-1 ACC)**
3:30 p.m.; ESPN



UNC leads series, 60-39-4
Last meeting: Duke, 28-27 (2016)

Head Coaches:

Duke - David Cutcliffe (55-61 in 10th season at Duke; 99-90 in 17th season overall)

UNC - Larry Fedora (41-27 in sixth season at North Carolina; 75-46 in 10th season overall)

Notes: Saturday will mark the earliest meeting in series history between the neighboring rivals • The previous earliest meeting was Oct. 10, 1925 • North Carolina has won 23 of the last 27 meetings between the programs, but the Blue Devils edged the Tar Heels, 28-27, in last November's meeting in Durham • Then-redshirt freshman quarterback Daniel Jones threw for 240 yards, rushed for 94 more and accounted for three touchdowns to lead Duke past the No. 15 Tar Heels • The win for the Blue Devils was their first over an Associated Press top-25 ranked North Carolina team since 1958 • Duke's defense, which had allowed a combined 111 points in losses to the Tar Heels the previous two years, allowed just 142 yards in the second half, 31 in the fourth quarter • UNC leads Duke 43-20-1 in ACC play and 31-18-2 in all meetings in Chapel Hill.

Saturday September 23

Wake Forest (3-0, 1-0 ACC)
at **Appalachian State (2-1, 1-0 SBC)**
3:30 p.m.; ESPN3



Wake Forest leads series, 14-7-1
Last meeting: WF, 20-10 (2001)

Head Coaches:

Wake Forest - Dave Clawson (16-24 in fourth season at Wake Forest; 106-104 in 18th season overall)

Appalachian State - Scott Satterfield (34-19 in fifth season at Appalachian State and overall)

Notes: Located less than 90 miles apart, the two North Carolina-based schools meet on the gridiron for the first time since 2001 and for the first time ever at Appalachian State • Wake Forest posted a 20-10 win in the most recent meeting, snapping a two-game losing streak versus the Mountaineers • Wake Forest and Appalachian State played 22 times between 1975 and 2001, and every year from 1979 through 1996 • The current agreement between the schools is a home-and-home that will see the Mountaineers return to Wake Forest's BB&T Field in 2020 • This marks the second year in a row that an ACC team has visited Appalachian State's Kidd Brewer Stadium • Miami posted a 45-10 win there last season before a stadium-record 34,658 fans • The Mountaineers have a home-and-home series slated with North Carolina over the next five seasons in addition to returning the Miami and Wake Forest home games.



Saturday, September 23

Toledo (3-0, 0-0 MAC)
at **Miami (1-0, 0-0 ACC)**
3:30 p.m.; RSN



Miami leads series, 1-0
Last meeting: Miami, 24-14 (1987)

Head Coaches:

Miami - Mark Richt (10-4 in second season at Miami; 155-55 in 17th season overall)

Toledo - Jason Candle (13-4 in second full season at Toledo and overall)

Notes: Miami, which has not played since defeating Bethune-Cookman 41-13, in its season opener Sept. 2, seeks to again jump-start its season against the visiting Rockets • Hurricane Irma and its aftermath forced cancellation of the Hurricanes' trip to Arkansas State on Sept. 9 and postponement of last week's ACC opener at rival Florida State • Miami faces Toledo for just the second time in program history and for the first time since 1987, when the Hurricanes finished unbeaten as National Champions • This year's meeting is the first in a home-and-home set • Miami visits Toledo next season • The Hurricanes hope Malik Rosier, who passed for 217 yards and three touchdowns in his debut as Miami's full-time starting quarterback versus Bethune-Cookman, can resume his offensive rhythm despite the three-week layoff.

Saturday, September 23

Syracuse (2-1, 0-0 ACC)
at **LSU (2-1, 0-1 SEC)**
7 p.m.; ESPN2



LSU leads series, 2-1
Last meeting: LSU, 34-24 (2015)

Head Coaches:

Syracuse - Dino Babers (6-9 in second season at Syracuse; 43-25 in sixth season overall)

LSU - Ed Orgeron (8-3 in second season at LSU; 24-30 in sixth season overall)

Notes: After opening the season with three straight games in the Carrier Dome, the Orange travel to Baton Rouge for their fourth consecutive non-conference game and first road test of the season • This will also mark Syracuse's first true road game against the Tigers • LSU edged the Orange, 13-10, in the 1965 Sugar Bowl, while Syracuse posted a 23-10 when the teams met in the 1989 Hall of Fame Bowl at Tampa • LSU clipped the Orange 34-24 two years ago at the Carrier Dome as RB Leonard Fournette ran for a career-high 244 yards and two touchdowns, and Tre'Davious White returned a punt 69 yards for another score • Junior college transfer Zack Mahoney, the fifth-string quarterback in preseason, made his first start for the Orange due to a rash of injuries • This Saturday night's game will be Syracuse's 24th all-time versus SEC competition • The Orange are 12-11-1 in previous meetings, with the 2015 LSU game being the most recent.



**2017 Atlantic Coast Conference
Team Statistics Through games of Sep 18, 2017**



SCORING OFFENSE	G	TD	FG	XPT	2XP	DXP	Saf	Pts	Avg/G
1. Duke	3	17	5	16	0	0	1	135	45.0
2. Wake Forest	3	16	6	15	0	0	1	131	43.7
3. Miami	1	5	2	5	0	0	0	41	41.0
4. Virginia Tech	3	15	6	14	0	0	0	122	40.7
5. North Carolina	3	16	2	14	1	0	0	118	39.3
6. Georgia Tech	2	11	1	9	0	0	0	78	39.0
Clemson	3	16	2	15	0	0	0	117	39.0
8. Syracuse	3	13	8	12	0	0	0	114	38.0
NC State	3	16	1	15	0	0	0	114	38.0
10. Louisville	3	13	5	10	0	0	0	103	34.3
11. Virginia	3	11	2	11	0	0	0	83	27.7
12. Pitt	3	8	2	7	1	0	0	63	21.0
13. Boston College	3	5	6	5	0	0	0	53	17.7
14. Florida State	1	1	0	1	0	0	0	7	7.0

SCORING DEFENSE	G	TD	FG	XPT	2XP	DXP	Saf	Pts	Avg/G
1. Wake Forest	3	3	2	3	0	0	0	27	9.0
2. Clemson	3	3	3	3	0	0	0	30	10.0
3. Miami	1	1	2	1	0	0	0	13	13.0
4. Virginia Tech	3	5	2	5	0	0	0	41	13.7
5. Duke	3	6	1	5	0	0	0	44	14.7
6. Syracuse	3	7	1	7	0	0	1	54	18.0
7. Virginia	3	8	3	5	0	0	0	62	20.7
8. NC State	3	8	5	8	0	0	0	71	23.7
9. Florida State	1	2	3	1	1	0	0	24	24.0
10. Georgia Tech	2	7	1	7	0	0	0	52	26.0
11. Boston College	3	13	4	13	0	0	0	103	34.3
12. North Carolina	3	14	3	12	0	0	0	105	35.0
13. Louisville	3	15	2	14	0	0	0	110	36.7
14. Pitt	3	15	2	15	0	0	1	113	37.7

TOTAL OFFENSE	G	Rush	Pass	Plays	Yards	Avg/P	TD	Avg/G
1. Louisville	3	574	1088	231	1662	7.2	12	554.0
2. Miami	1	317	233	65	550	8.5	5	550.0
3. Clemson	3	746	813	226	1559	6.9	15	519.7
4. Duke	3	722	770	271	1492	5.5	15	497.3
5. NC State	3	475	1004	237	1479	6.2	15	493.0
6. Syracuse	3	581	892	265	1473	5.6	12	491.0
7. Georgia Tech	2	745	232	152	977	6.4	11	488.5
8. Virginia Tech	3	602	845	224	1447	6.5	14	482.3
9. Wake Forest	3	697	687	229	1384	6.0	15	461.3
10. North Carolina	3	488	864	226	1352	6.0	15	450.7
11. Virginia	3	318	976	234	1294	5.5	11	431.3
12. Pitt	3	466	615	232	1081	4.7	7	360.3
13. Boston College	3	475	569	259	1044	4.0	5	348.0
14. Florida State	1	40	210	60	250	4.2	1	250.0

TOTAL DEFENSE	G	Rush	Pass	Plays	Yards	Avg/P	TD	Avg/G
1. Duke	3	143	526	164	669	4.1	6	223.0
2. Clemson	3	273	397	184	670	3.6	3	223.3
3. Florida State	1	173	96	60	269	4.5	2	269.0
4. Wake Forest	3	391	429	204	820	4.0	3	273.3
5. Georgia Tech	2	264	294	111	558	5.0	7	279.0
6. Syracuse	3	253	659	206	912	4.4	7	304.0
7. Virginia	3	486	496	192	982	5.1	7	327.3
8. NC State	3	265	761	184	1026	5.6	7	342.0
9. Miami	1	121	229	69	350	5.1	1	350.0
10. Virginia Tech	3	368	728	213	1096	5.1	5	365.3
11. Boston College	3	837	450	223	1287	5.8	12	429.0
12. Louisville	3	365	993	220	1358	6.2	13	452.7
13. Pitt	3	359	1047	182	1406	7.7	14	468.7
14. North Carolina	3	520	970	221	1490	6.7	13	496.7

RUSHING OFFENSE	G	Att.	Yards	Avg/A	Long	TD	Avg/G
1. Georgia Tech	2	135	745	5.5	65	8	372.5
2. Miami	1	34	317	9.3	47	2	317.0
3. Clemson	3	127	746	5.9	81	12	248.7
4. Duke	3	157	722	4.6	65	10	240.7
5. Wake Forest	3	156	697	4.5	59	7	232.3
6. Virginia Tech	3	135	602	4.5	46	6	200.7
7. Syracuse	3	134	581	4.3	74	7	193.7
8. Louisville	3	104	574	5.5	74	4	191.3
9. North Carolina	3	118	488	4.1	47	10	162.7
10. Boston College	3	135	475	3.5	32	0	158.3
NC State	3	107	475	4.4	46	9	158.3
12. Pitt	3	132	466	3.5	32	5	155.3
13. Virginia	3	88	318	3.6	27	4	106.0
14. Florida State	1	27	40	1.5	9	0	40.0

RUSHING DEFENSE	G	Att.	Yards	Avg/A	Long	TD	Avg/G
1. Duke	3	79	143	1.8	81	2	47.7
2. Syracuse	3	97	253	2.6	20	1	84.3
3. NC State	3	93	265	2.8	53	1	88.3
4. Clemson	3	113	273	2.4	30	0	91.0
5. Pitt	3	85	359	4.2	36	4	119.7
6. Miami	1	30	121	4.0	23	1	121.0
7. Louisville	3	92	365	4.0	81	5	121.7
8. Virginia Tech	3	112	368	3.3	42	0	122.7
9. Wake Forest	3	117	391	3.3	58	1	130.3
10. Georgia Tech	2	60	264	4.4	30	4	132.0
11. Virginia	3	123	486	4.0	39	3	162.0
12. Florida State	1	42	173	4.1	34	1	173.0
13. North Carolina	3	112	520	4.6	74	4	173.3
14. Boston College	3	138	837	6.1	65	9	279.0

PASS OFFENSE	G	Comp-Att-Int	Pct.	Yds	Avg/A	TD	Avg/G
1. Louisville	3	76-127-1	59.8	1088	8.6	8	362.7
2. NC State	3	98-130-0	75.4	1004	7.7	6	334.7
3. Virginia	3	96-146-1	65.8	976	6.7	7	325.3
4. Syracuse	3	83-131-2	63.4	892	6.8	5	297.3
5. North Carolina	3	70-108-2	64.8	864	8.0	5	288.0
6. Virginia Tech	3	56-89-0	62.9	845	9.5	8	281.7
7. Clemson	3	68-99-1	68.7	813	8.2	3	271.0
8. Duke	3	75-114-2	65.8	770	6.8	5	256.7
9. Miami	1	18-31-0	58.1	233	7.5	3	233.0
10. Wake Forest	3	49-73-1	67.1	687	9.4	8	229.0
11. Florida State	1	19-33-2	57.6	210	6.4	1	210.0
12. Pitt	3	61-100-4	61.0	615	6.2	2	205.0
13. Boston College	3	68-124-6	54.8	569	4.6	5	189.7
14. Georgia Tech	2	10-17-0	58.8	232	13.6	3	116.0

PASS DEFENSE	G	Comp-Att-Int	Pct.	Yds	Avg/A	TD	Avg/G
1. Florida State	1	10-18-0	55.6	96	5.3	1	96.0
2. Clemson	3	35-71-1	49.3	397	5.6	3	132.3
3. Wake Forest	3	35-87-5	40.2	429	4.9	2	143.0
4. Georgia Tech	2	28-51-2	54.9	294	5.8	3	147.0
5. Boston College	3	40-85-2	47.1	450	5.3	3	150.0
6. Virginia	3	44-69-3	63.8	496	7.2	4	165.3
7. Duke	3	37-85-6	43.5	526	6.2	4	175.3
8. Syracuse	3	57-109-3	52.3	659	6.0	6	219.7
9. Miami	1	25-39-1	64.1	229	5.9	0	229.0
10. Virginia Tech	3	50-101-3	49.5	728	7.2	5	242.7
11. NC State	3	54-91-3	59.3	761	8.4	6	253.7
12. North Carolina	3	63-109-3	57.8	970	8.9	9	323.3
13. Louisville	3	85-128-3	66.4	993	7.8	8	331.0
14. Pitt	3	59-97-3	60.8	1047	10.8	10	349.0



2017 Atlantic Coast Conference
Team Statistics Through games of Sep 18, 2017



PASS EFFICIENCY	G	Comp-Att-Int	Pct.	Yds	Avg/G	TD	Effic.
1. Georgia Tech	2	10-17-0	58.8	232	116.0	3	231.7
2. Wake Forest	3	49-73-1	67.1	687	229.0	8	179.6
3. Virginia Tech	3	56-89-0	62.9	845	281.7	8	172.3
4. NC State	3	98-130-0	75.4	1004	334.7	6	155.5
5. Miami	1	18-31-0	58.1	233	233.0	3	153.1
6. Louisville	3	76-127-1	59.8	1088	362.7	8	151.0
7. Clemson	3	68-99-1	68.7	813	271.0	3	145.6
8. North Carolina	3	70-108-2	64.8	864	288.0	5	143.6
9. Virginia	3	96-146-1	65.8	976	325.3	7	136.4
10. Duke	3	75-114-2	65.8	770	256.7	5	133.5
11. Syracuse	3	83-131-2	63.4	892	297.3	5	130.1
12. Pitt	3	61-100-4	61.0	615	205.0	2	111.3
13. Florida State	1	19-33-2	57.6	210	210.0	1	108.9
14. Boston College	3	68-124-6	54.8	569	189.7	5	97.0

PASS DEFENSE EFFIC.	G	Comp-Att-Int	Pct.	Yds	Avg/G	TD	Effic.
1. Wake Forest	3	35-87-5	40.2	429	143.0	2	77.7
2. Duke	3	37-85-6	43.5	526	175.3	4	96.9
3. Boston College	3	40-85-2	47.1	450	150.0	3	98.5
4. Clemson	3	35-71-1	49.3	397	132.3	3	107.4
5. Miami	1	25-39-1	64.1	229	229.0	0	108.3
6. Georgia Tech	2	28-51-2	54.9	294	147.0	3	114.9
7. Syracuse	3	57-109-3	52.3	659	219.7	6	115.7
8. Florida State	1	10-18-0	55.6	96	96.0	1	118.7
9. Virginia Tech	3	50-101-3	49.5	728	242.7	5	120.4
10. Virginia	3	44-69-3	63.8	496	165.3	4	134.6
11. NC State	3	54-91-3	59.3	761	253.7	6	144.8
12. Louisville	3	85-128-3	66.4	993	331.0	8	147.5
13. North Carolina	3	63-109-3	57.8	970	323.3	9	154.3
14. Pitt	3	59-97-3	60.8	1047	349.0	10	179.3

KICKOFF RETURNS	G	No.	Yards	TD	Long	Avg.
1. Syracuse	3	9	292	0	64	32.4
2. North Carolina	3	14	376	1	94	26.9
3. Virginia Tech	3	5	130	0	44	26.0
4. NC State	3	9	224	0	50	24.9
5. Boston College	3	13	307	0	55	23.6
6. Duke	3	7	165	0	38	23.6
7. Virginia	3	8	184	0	44	23.0
8. Louisville	3	9	202	0	43	22.4
9. Miami	1	3	65	0	31	21.7
10. Wake Forest	3	6	120	0	26	20.0
11. Pitt	3	10	189	0	28	18.9
12. Clemson	3	4	73	0	22	18.2
13. Florida State	1	2	20	0	10	10.0
14. Georgia Tech	2	4	39	0	20	9.8

PUNT RETURN AVG	G	No.	Yards	TD	Long	Avg.
1. Pitt	3	4	66	0	66	16.5
2. Wake Forest	3	9	146	0	75	16.2
3. NC State	3	3	40	0	29	13.3
4. Miami	1	1	12	0	12	12.0
5. North Carolina	3	3	32	0	17	10.7
6. Virginia Tech	3	7	74	1	61	10.6
7. Boston College	3	7	72	0	19	10.3
8. Louisville	3	5	50	0	33	10.0
9. Virginia	3	4	27	0	18	6.8
10. Clemson	3	11	52	0	15	4.7
11. Syracuse	3	10	30	0	11	3.0
12. Georgia Tech	2	5	12	0	6	2.4
13. Duke	3	7	7	0	9	1.0
14. Florida State	1	0	0	0	0	0.0

INTERCEPTIONS	G	No.	Yards	TD	Long	Avg.
1. Duke	3	6	77	2	28	12.8
2. Wake Forest	3	5	105	1	37	21.0
3. North Carolina	3	3	73	0	73	24.3
Virginia Tech	3	3	73	0	55	24.3
5. Syracuse	3	3	62	1	24	20.7
6. Louisville	3	3	61	1	61	20.3
7. Virginia	3	3	21	0	18	7.0
8. NC State	3	3	51	1	47	17.0
9. Pitt	3	3	2	0	2	0.7
10. Boston College	3	2	18	0	18	9.0
11. Georgia Tech	2	2	21	0	21	10.5
12. Miami	1	1	24	0	24	24.0
13. Clemson	3	1	44	1	44	44.0
14. Florida State	1	0	0	0	0	0.0

PUNTING	G	No.	Yards	Avg/P	Ret.	Avg/R	TB	Net/P
1. Miami	1	2	98	49.0	0	0.0	0	49.0
2. Virginia Tech	3	15	692	46.1	1	0.1	2	43.4
3. Georgia Tech	2	6	258	43.0	0	0.0	0	43.0
4. Syracuse	3	14	645	46.1	6	0.4	2	42.8
5. North Carolina	3	15	684	45.6	46	3.1	0	42.5
6. Pitt	3	13	595	45.8	31	2.4	1	41.8
7. Clemson	3	12	561	46.8	28	2.3	2	41.1
8. Louisville	3	13	545	41.9	18	1.4	0	40.5
9. NC State	3	11	478	43.5	26	2.4	1	39.3
10. Wake Forest	3	16	680	42.5	62	3.9	1	37.4
11. Boston College	3	24	957	39.9	28	1.2	2	37.0
12. Duke	3	14	543	38.8	8	0.6	4	32.5
13. Virginia	3	14	573	40.9	110	7.9	1	31.6
14. Florida State	1	7	189	27.0	19	2.7	0	24.3

KICKOFF COVERAGE	G	No.	Yards	Avg.	Ret.	TB	NetAvg
1. Florida State	1	2	130	65.0	15	1	45.0
2. Syracuse	3	25	1595	63.8	296	9	43.0
3. Wake Forest	3	24	1458	60.8	347	4	42.1
4. Boston College	3	14	887	63.4	48	10	42.1
5. Clemson	3	21	1343	64.0	212	10	42.0
6. Duke	3	25	1546	61.8	262	10	41.4
7. Pitt	3	13	828	63.7	124	7	40.7
8. Virginia Tech	3	24	1547	64.5	40	22	39.9
9. Louisville	3	21	1279	60.9	329	5	39.3
10. Miami	1	8	514	64.2	100	4	39.2
11. North Carolina	3	19	1185	62.4	288	7	38.0
12. Virginia	3	16	1005	62.8	241	7	36.8
13. Georgia Tech	2	12	691	57.6	126	5	36.7
14. NC State	3	20	1154	57.7	294	6	35.5

FIELD GOALS	G	Made	Att	Pct.
1. Wake Forest	3	6	6	1.000
Boston College	3	6	6	1.000
Louisville	3	5	5	1.000
Miami	1	2	2	1.000
5. Duke	3	5	6	.833
6. Syracuse	3	8	10	.800
7. North Carolina	3	2	3	.667
Virginia	3	2	3	.667
9. Virginia Tech	3	6	10	.600
10. Clemson	3	2	4	.500
11. Pitt	3	2	5	.400
12. Georgia Tech	2	1	3	.333
NC State	3	1	3	.333
14. Florida State	1	0	1	.000



2017 Atlantic Coast Conference
Team Statistics Through games of Sep 18, 2017



PAT KICKING	G	Made	Att	Pct.
1. North Carolina	3	14	14	1.000
Virginia Tech	3	14	14	1.000
Virginia	3	11	11	1.000
Louisville	3	10	10	1.000
Pitt	3	7	7	1.000
Miami	1	5	5	1.000
Boston College	3	5	5	1.000
Florida State	1	1	1	1.000
9. Duke	3	16	17	.941
10. Clemson	3	15	16	.938
Wake Forest	3	15	16	.938
NC State	3	15	16	.938
13. Syracuse	3	12	13	.923
14. Georgia Tech	2	9	10	.900

SACKS BY	G	No.	Yards	Avg/G
1. Clemson	3	15	94	5.00
2. Duke	3	11	80	3.67
3. Louisville	3	10	75	3.33
4. Virginia Tech	3	8	62	2.67
Virginia	3	8	55	2.67
6. Wake Forest	3	6	34	2.00
NC State	3	6	40	2.00
8. Georgia Tech	2	5	33	2.50
North Carolina	3	5	25	1.67
10. Boston College	3	4	23	1.33
11. Pitt	3	3	21	1.00
12. Syracuse	3	2	5	0.67
Florida State	1	2	8	2.00
14. Miami	1	1	6	1.00

SACKS AGAINST	G	No.	Yards	Avg/G
1. Miami	1	0	0	0.00
2. Georgia Tech	2	2	11	1.00
3. Virginia Tech	3	3	18	1.00
Florida State	1	3	20	3.00
5. Boston College	3	4	23	1.33
6. North Carolina	3	5	42	1.67
Virginia	3	5	36	1.67
Wake Forest	3	5	32	1.67
9. Syracuse	3	6	42	2.00
Louisville	3	6	29	2.00
11. NC State	3	7	47	2.33
Duke	3	7	47	2.33
13. Clemson	3	8	60	2.67
14. Pitt	3	10	89	3.33

FIRST DOWNS	G	Rush	Pass	Pen	Total	Avg/G
1. Duke	3	43	37	8	88	29.3
2. Louisville	3	30	47	6	83	27.7
3. Syracuse	3	27	39	11	77	25.7
Clemson	3	34	36	7	77	25.7
NC State	3	27	47	3	77	25.7
6. North Carolina	3	24	43	6	73	24.3
7. Virginia Tech	3	31	33	6	70	23.3
8. Wake Forest	3	37	28	4	69	23.0
9. Virginia	3	22	42	4	68	22.7
10. Pitt	3	35	28	2	65	21.7
11. Boston College	3	31	28	3	62	20.7
12. Georgia Tech	2	37	9	4	50	25.0
13. Miami	1	15	11	2	28	28.0
14. Florida State	1	4	10	1	15	15.0

OPPONENT 1ST DOWNS	G	Rush	Pass	Pen	Total	Avg/G
1. Florida State	1	8	4	1	13	13.0
2. Miami	1	8	10	2	20	20.0
3. Georgia Tech	2	15	14	3	32	16.0
Duke	3	8	20	4	32	10.7
5. Clemson	3	20	15	4	39	13.0
6. Wake Forest	3	24	17	1	42	14.0
7. NC State	3	16	29	1	46	15.3
8. Syracuse	3	15	27	8	50	16.7
9. Boston College	3	27	22	3	52	17.3
10. Virginia Tech	3	21	29	3	53	17.7
11. Virginia	3	24	24	6	54	18.0
12. Pitt	3	22	36	2	60	20.0
13. North Carolina	3	26	37	6	69	23.0
14. Louisville	3	18	47	5	70	23.3

3RD-DOWN CONVERSIONS	G	Conv.	Att.	Pct.
1. Georgia Tech	2	18	30	60.0
2. Clemson	3	23	43	53.5
3. Miami	1	4	8	50.0
4. Virginia	3	26	54	48.1
5. Wake Forest	3	21	45	46.7
6. NC State	3	19	41	46.3
7. Duke	3	25	54	46.3
8. Louisville	3	21	47	44.7
9. Syracuse	3	25	59	42.4
10. Pitt	3	19	48	39.6
11. North Carolina	3	14	38	36.8
12. Virginia Tech	3	15	41	36.6
13. Boston College	3	19	58	32.8
14. Florida State	1	4	13	30.8

OPP 3RD-DN CONVERT	G	Conv.	Att.	Pct.
1. Duke	3	4	34	11.8
2. Syracuse	3	7	43	16.3
3. Florida State	1	3	16	18.8
4. Virginia	3	10	38	26.3
5. Virginia Tech	3	14	52	26.9
6. Clemson	3	15	50	30.0
7. Wake Forest	3	15	49	30.6
8. Boston College	3	18	51	35.3
9. Georgia Tech	2	8	21	38.1
10. North Carolina	3	20	49	40.8
11. Louisville	3	17	41	41.5
12. NC State	3	19	43	44.2
13. Miami	1	8	17	47.1
14. Pitt	3	18	37	48.6

4TH-DOWN CONVERSIONS	G	Conv.	Att.	Pct.
1. Clemson	3	2	2	100.0
Virginia Tech	3	2	2	100.0
3. Duke	3	5	6	83.3
4. Pitt	3	7	9	77.8
5. Syracuse	3	5	8	62.5
6. NC State	3	3	6	50.0
Wake Forest	3	1	2	50.0
Louisville	3	3	6	50.0
Boston College	3	3	6	50.0
Virginia	3	5	10	50.0
11. North Carolina	3	2	5	40.0
12. Florida State	1	0	1	0.0
Miami	1	0	0	0.0
Georgia Tech	2	0	1	0.0



2017 Atlantic Coast Conference
Team Statistics Through games of Sep 18, 2017



OPP 4TH-DN CONVERT	G	Conv.	Att.	Pct.
1. Duke	3	0	4	0.0
Georgia Tech	2	0	1	0.0
3. Wake Forest	3	1	6	16.7
4. NC State	3	1	3	33.3
Boston College	3	1	3	33.3
6. Syracuse	3	2	4	50.0
Virginia	3	4	8	50.0
8. North Carolina	3	4	7	57.1
Louisville	3	4	7	57.1
10. Clemson	3	3	5	60.0
11. Pitt	3	2	3	66.7
12. Virginia Tech	3	3	4	75.0
13. Miami	1	2	2	100.0
Florida State	1	2	2	100.0

PENALTIES	G	No.	Yards	Avg/G
1. Florida State	1	4	30	30.0
2. Pitt	3	12	105	35.0
3. Virginia Tech	3	14	113	37.7
4. Boston College	3	14	114	38.0
5. Wake Forest	3	17	127	42.3
6. Clemson	3	16	135	45.0
7. NC State	3	16	148	49.3
8. Duke	3	16	149	49.7
9. Virginia	3	17	160	53.3
10. Georgia Tech	2	12	107	53.5
11. Syracuse	3	17	172	57.3
12. Louisville	3	26	206	68.7
13. North Carolina	3	21	210	70.0
14. Miami	1	8	83	83.0

OPPONENT PENALTIES	G	No.	Yards	Avg/G
1. Miami	1	13	101	101.0
2. Syracuse	3	22	219	73.0
3. Virginia Tech	3	26	205	68.3
4. Duke	3	21	192	64.0
5. North Carolina	3	18	156	52.0
6. Boston College	3	18	155	51.7
7. Clemson	3	20	154	51.3
8. Louisville	3	15	149	49.7
9. NC State	3	16	136	45.3
10. Georgia Tech	2	7	73	36.5
11. Virginia	3	10	93	31.0
12. Pitt	3	10	90	30.0
Florida State	1	5	30	30.0
14. Wake Forest	3	9	84	28.0

TIME OF POSSESSION	G	Total possession	Avg/G
1. Duke	3	111:04	37:01
2. Georgia Tech	2	73:00	36:30
3. Pitt	3	104:23	34:47
4. Virginia	3	99:59	33:19
5. NC State	3	96:54	32:18
6. Wake Forest	3	96:52	32:17
7. Syracuse	3	94:45	31:35
8. Virginia Tech	3	93:26	31:08
9. Louisville	3	92:15	30:45
10. Boston College	3	90:51	30:17
11. Clemson	3	90:02	30:00
12. North Carolina	3	84:57	28:19
13. Florida State	1	27:13	27:13
14. Miami	1	25:31	25:31

TURNOVER MARGIN		Gained			Lost			Margin	Per/G
		Fum	Int	Tot	Fum	Int	Tot		
1. Miami	1	1	1	2	0	0	0	+2	2.00
2. Wake Forest	3	1	5	6	0	1	1	+5	1.67
Virginia Tech	3	3	3	6	1	0	1	+5	1.67
4. Duke	3	2	6	8	2	2	4	+4	1.33
NC State	3	3	3	6	2	0	2	+4	1.33
6. Virginia	3	1	3	4	0	1	1	+3	1.00
7. Georgia Tech	2	1	2	3	2	0	2	+1	0.50
8. North Carolina	3	2	3	5	2	2	4	+1	0.33
9. Louisville	3	1	3	4	3	1	4	+0	0.00
Syracuse	3	4	3	7	5	2	7	+0	0.00
11. Clemson	3	0	1	1	2	1	3	-2	-0.67
Pitt	3	1	3	4	2	4	6	-2	-0.67
13. Boston College	3	1	2	3	2	6	8	-5	-1.67
14. Florida State	1	0	0	0	1	2	3	-3	-3.00

RED ZONE OFFENSE	G	Scores	Pct.	TDs	(R-P)	FGs	TurnO
1. Wake Forest	3	14-14	100.0	8	5-3	6-6	0
Boston College	3	9-9	100.0	4	0-4	5-5	0
3. Syracuse	3	17-18	94.4	10	6-4	7-7	0
4. North Carolina	3	14-15	93.3	13	10-3	1-1	0
5. Georgia Tech	2	10-11	90.9	9	7-2	1-2	0
6. Clemson	3	9-10	90.0	8	7-1	1-1	1
7. Virginia Tech	3	14-16	87.5	9	6-3	5-7	0
8. Miami	1	6-7	85.7	4	2-2	2-2	0
9. Louisville	3	13-16	81.2	8	3-5	5-5	2
Duke	3	13-16	81.2	8	6-2	5-6	1
11. Virginia	3	9-12	75.0	7	4-3	2-3	1
Pitt	3	9-12	75.0	7	5-2	2-4	1
13. NC State	3	10-14	71.4	9	7-2	1-2	0
14. Florida State	1	1-2	50.0	1	0-1	0-1	0

RED ZONE DEFENSE	G	Scores	Pct.	TDs	(R-P)	FGs	TurnO
1. Virginia	3	3-7	42.9	3	2-1	0-0	2
2. Virginia Tech	3	5-8	62.5	3	0-3	2-3	1
3. Syracuse	3	4-6	66.7	3	1-2	1-1	2
4. Wake Forest	3	4-5	80.0	2	1-1	2-2	0
5. Pitt	3	9-11	81.8	7	4-3	2-3	1
6. NC State	3	5-6	83.3	3	1-2	2-2	1
Clemson	3	5-6	83.3	2	0-2	3-3	0
North Carolina	3	10-12	83.3	7	3-4	3-4	1
9. Louisville	3	9-10	90.0	8	3-5	1-1	0
10. Duke	3	2-2	100.0	2	1-1	0-0	0
Miami	1	3-3	100.0	1	1-0	2-2	0
Florida State	1	4-4	100.0	1	1-0	3-3	0
Georgia Tech	2	7-7	100.0	6	4-2	1-1	0
Boston College	3	14-14	100.0	10	7-3	4-4	0

ON-SIDE KICKS BY	G	Recovered	Attempts	Success%
1. North Carolina	3	0	1	0.0
Virginia Tech	3	0	0	0.0
Syracuse	3	0	0	0.0
Wake Forest	3	0	0	0.0
Pitt	3	0	0	0.0
NC State	3	0	0	0.0
Clemson	3	0	0	0.0
Louisville	3	0	0	0.0
Duke	3	0	0	0.0
Miami	1	0	0	0.0
Florida State	1	0	0	0.0
Georgia Tech	2	0	0	0.0
Boston College	3	0	0	0.0
Virginia	3	0	0	0.0



2017 Atlantic Coast Conference
Team Statistics Through games of Sep 18, 2017



ON-SIDE KICKS AGAINST	G	Recovered	Attempts	Success%
1. Louisville	3	0	1	0.0
Duke	3	0	1	0.0
Syracuse	3	0	0	0.0
Wake Forest	3	0	0	0.0
Pitt	3	0	0	0.0
NC State	3	0	0	0.0
Clemson	3	0	0	0.0
Miami	1	0	0	0.0
Florida State	1	0	0	0.0
Georgia Tech	2	0	0	0.0
Boston College	3	0	0	0.0
Virginia	3	0	0	0.0
Virginia Tech	3	0	0	0.0
North Carolina	3	0	0	0.0

ATTENDANCE	Home	Away	Neutral	Total
Boston College	2-41291	1-16421	0-0	3-33001
Clemson	2-80960	1-55588	0-0	3-72503
Duke	3-25811	0-0	0-0	3-25811
Florida State	0-0	0-0	1-76330	1-76330
Georgia Tech	1-50161	0-0	1-75107	2-62634
Louisville	1-55588	1-47000	1-42647	3-48412
Miami	1-50454	0-0	0-0	1-50454
NC State	2-56798	0-0	1-50367	3-54654
North Carolina	2-48250	1-20118	0-0	3-38873
Pitt	2-39482	1-109898	0-0	3-62954
Syracuse	3-30999	0-0	0-0	3-30999
Virginia	3-36959	0-0	0-0	3-36959
Virginia Tech	1-62526	1-43776	1-67489	3-57930
Wake Forest	2-25307	1-38082	0-0	3-29565
Totals	25-43368	7-47269	5-62388	37-46677



**2017 Atlantic Coast Conference
Conference Team Game Highs Through games of Sep 18, 2017**



TEAM HIGHS (highest totals made by)

Points	64	Virginia Tech at ECU (Sep 16, 2017)
	60	Duke vs N.C. CENTRAL (Sep 02, 2017)
Points scored kicking	16	Virginia Tech at ECU (Sep 16, 2017) [3fg,7pat]
	14	Syracuse vs C. CONNECTICUT STATE (Sep 01, 2017) [3fg,5pat]
	14	Wake Forest vs UTAH STATE (Sep 16, 2017) [3fg,5pat]
Touchdowns	8	Clemson vs KENT STATE (Sep 02, 2017)
	8	Duke vs N.C. CENTRAL (Sep 02, 2017)
	8	Virginia Tech at ECU (Sep 16, 2017)
Total offense yards	705	Louisville at North Carolina (Sep 09, 2017) [312r,393p]
	675	Virginia Tech at ECU (Sep 16, 2017) [287r,388p]
Total offense plays	104	Duke vs NORTHWESTERN (Sep 09, 2017) [59r,45p]
	99	NC State vs South Carolina (Sep 02, 2017) [35r,64p]
Total offense yards/play	8.8	Virginia vs UCONN (Sep 16, 2017) [71-626]
	8.5	Clemson vs KENT STATE (Sep 02, 2017) [78-665]
Rushing yards	535	Georgia Tech vs Tennessee (Sep 04, 2017)
	353	Clemson vs KENT STATE (Sep 02, 2017)
Rushing attempts	86	Georgia Tech vs Tennessee (Sep 04, 2017)
	62	Virginia Tech at ECU (Sep 16, 2017)
Yards per rush	9.3	Miami vs BETHUNE-COOKMAN (Sep. 2, 2017) [34-317]
	8.2	Clemson vs KENT STATE (Sep 02, 2017) [43-353]
Rushing TDs	6	Clemson vs KENT STATE (Sep 02, 2017)
	6	Georgia Tech vs Tennessee (Sep 04, 2017)
	6	North Carolina at Old Dominion (Sep 16, 2017)
Longest rush	81	Clemson at Louisville (Sep 16, 2017)
	74	Louisville at North Carolina (Sep 09, 2017)
	74	Syracuse vs CENTRAL MICHIGAN (Sep 16, 2017)
Passing yards	455	Virginia vs UCONN (Sep 16, 2017)
	431	Syracuse vs C. CONNECTICUT STATE (Sep 01, 2017)
Passing attempts	66	Virginia vs INDIANA (Sep 09, 2017)
	64	NC State vs South Carolina (Sep 02, 2017)
Passing TDs	5	Wake Forest vs PRESBYTERIAN (Aug 31, 2017)
	5	Virginia Tech at ECU (Sep 16, 2017)
Longest pass	79	Clemson at Louisville (Sep 16, 2017)
	78	Louisville vs CLEMSON (Sep 16, 2017)
Passes completed	45	NC State vs South Carolina (Sep 02, 2017)
	39	Virginia vs INDIANA (Sep 09, 2017)
Had intercepted	3	Boston College vs WAKE FOREST (Sep 09, 2017)
	2	North Carolina vs CAL (Sep 02, 2017)
	2	Florida State vs ALABAMA (Sep 02, 2017)
	2	Pitt at Penn State (Sep 09, 2017)
	2	Boston College vs NOTRE DAME (Sep 16, 2017)
	2	Pitt vs OKLAHOMA STATE (9/16/17)
Pass completion pct	80.6	NC State vs MARSHALL (Sep 09, 2017) [29-36]
	80.0	NC State vs FURMAN (Sep 16, 2017) [24-30]
Passing yards/attempt	16.0	Georgia Tech vs JACKSONVILLE STATE (Sep 09, 2017) [7-112]
	12.0	Georgia Tech vs Tennessee (Sep 04, 2017) [10-120]
Yards per catch	24.0	Georgia Tech vs Tennessee (Sep 04, 2017) [5-120]
	22.4	Georgia Tech vs JACKSONVILLE STATE (Sep 09, 2017) [5-112]
Field goal attempts	4	Syracuse vs C. CONNECTICUT STATE (Sep 01, 2017)
	4	Syracuse vs MIDDLE TENNESSEE (Sep 09, 2017)
	4	Virginia Tech vs DELAWARE (Sep 09, 2017)
Field goals made	3	Boston College at NIU (Sep 01, 2017)
	3	Louisville vs PURDUE (Sep 02, 2017)
	3	Syracuse vs C. CONNECTICUT STATE (Sep 01, 2017)
	3	Syracuse vs MIDDLE TENNESSEE (Sep 09, 2017)



**2017 Atlantic Coast Conference
Team Game Highs Through games of Sep 18, 2017**



	3	Virginia Tech at ECU (Sep 16, 2017)
	3	Wake Forest vs UTAH STATE (Sep 16, 2017)
Longest field goal	50	Miami vs BETHUNE-COOKMAN (Sep. 2, 2017)
	50	Virginia Tech vs DELAWARE (Sep 09, 2017)
Field goal pct	100.0	Boston College at NIU (Sep 01, 2017) [3-3]
	100.0	Louisville vs PURDUE (Sep 02, 2017) [3-3]
	100.0	Virginia Tech at ECU (Sep 16, 2017) [3-3]
	100.0	Wake Forest vs UTAH STATE (Sep 16, 2017) [3-3]
	100.0	Miami vs BETHUNE-COOKMAN (Sep. 2, 2017) [2-2]
	100.0	Wake Forest at Boston College (Sep 09, 2017) [2-2]
	100.0	Duke vs NORTHWESTERN (Sep 09, 2017) [2-2]
	100.0	Louisville at North Carolina (Sep 09, 2017) [2-2]
	100.0	Pitt at Penn State (Sep 09, 2017) [2-2]
	100.0	Boston College vs NOTRE DAME (Sep 16, 2017) [2-2]
	100.0	Syracuse vs CENTRAL MICHIGAN (Sep 16, 2017) [2-2]
PAT kicks attempted	8	Clemson vs KENT STATE (Sep 02, 2017)
	8	Duke vs N.C. CENTRAL (Sep 02, 2017)
PAT kicks made	8	Clemson vs KENT STATE (Sep 02, 2017)
	7	Duke vs N.C. CENTRAL (Sep 02, 2017)
	7	NC State vs FURMAN (Sep 16, 2017)
	7	Virginia Tech at ECU (Sep 16, 2017)
PAT kicks pct	100.0	Clemson vs KENT STATE (Sep 02, 2017) [8-8]
	100.0	NC State vs FURMAN (Sep 16, 2017) [7-7]
	100.0	Virginia Tech at ECU (Sep 16, 2017) [7-7]
	100.0	North Carolina at Old Dominion (Sep 16, 2017) [6-6]
	100.0	Miami vs BETHUNE-COOKMAN (Sep. 2, 2017) [5-5]
	100.0	Georgia Tech vs Tennessee (Sep 04, 2017) [5-5]
	100.0	Duke vs NORTHWESTERN (Sep 09, 2017) [5-5]
	100.0	North Carolina vs LOUISVILLE (Sep 09, 2017) [5-5]
	100.0	Louisville at North Carolina (Sep 09, 2017) [5-5]
	100.0	Syracuse vs CENTRAL MICHIGAN (Sep 16, 2017) [5-5]
	100.0	Virginia vs UCONN (Sep 16, 2017) [5-5]
	100.0	Wake Forest vs UTAH STATE (Sep 16, 2017) [5-5]
	100.0	Pitt vs YOUNGSTOWN STATE (9/2/17) [4-4]
	100.0	Virginia vs WILLIAM & MARY (Sep 02, 2017) [4-4]
	100.0	Virginia Tech vs West Virginia (Sep 03, 2017) [4-4]
	100.0	NC State vs South Carolina (Sep 02, 2017) [4-4]
	100.0	Wake Forest at Boston College (Sep 09, 2017) [4-4]
	100.0	Duke vs BAYLOR (Sep 16, 2017) [4-4]
	100.0	North Carolina vs CAL (Sep 02, 2017) [3-3]
	100.0	Virginia Tech vs DELAWARE (Sep 09, 2017) [3-3]
	100.0	Louisville vs CLEMSON (Sep 16, 2017) [3-3]
	100.0	Pitt vs OKLAHOMA STATE (9/16/17) [3-3]
	100.0	Boston College at NIU (Sep 01, 2017) [2-2]
	100.0	Louisville vs PURDUE (Sep 02, 2017) [2-2]
	100.0	Clemson vs AUBURN (Sep 09, 2017) [2-2]
	100.0	Syracuse vs MIDDLE TENNESSEE (Sep 09, 2017) [2-2]
	100.0	Virginia vs INDIANA (Sep 09, 2017) [2-2]
	100.0	Boston College vs NOTRE DAME (Sep 16, 2017) [2-2]
2-point PAT attempts	2	Louisville vs PURDUE (Sep 02, 2017)
	1	Georgia Tech vs Tennessee (Sep 04, 2017)
	1	Louisville at North Carolina (Sep 09, 2017)
	1	Pitt at Penn State (Sep 09, 2017)
	1	North Carolina at Old Dominion (Sep 16, 2017)
	1	Virginia Tech at ECU (Sep 16, 2017)
2-point PATs made	1	Pitt at Penn State (Sep 09, 2017)



**2017 Atlantic Coast Conference
Team Game Highs Through games of Sep 18, 2017**



	1	North Carolina at Old Dominion (Sep 16, 2017)
Punts	9	Boston College at NIU (Sep 01, 2017)
	9	Wake Forest at Boston College (Sep 09, 2017)
	9	Virginia vs INDIANA (Sep 09, 2017)
Longest punt	69	NC State vs South Carolina (Sep 02, 2017)
	66	North Carolina vs LOUISVILLE (Sep 09, 2017)
Yards punted	374	Wake Forest at Boston College (Sep 09, 2017) [9-374]
	372	Virginia Tech vs West Virginia (Sep 03, 2017) [8-372]
Punting avg	53.5	North Carolina vs LOUISVILLE (Sep 09, 2017) [4-214]
	51.8	Clemson at Louisville (Sep 16, 2017) [4-207]
Punt returns	5	Syracuse vs C. CONNECTICUT STATE (Sep 01, 2017)
	4	Wake Forest vs PRESBYTERIAN (Aug 31, 2017)
	4	Clemson vs KENT STATE (Sep 02, 2017)
	4	Boston College vs WAKE FOREST (Sep 09, 2017)
	4	Clemson vs AUBURN (Sep 09, 2017)
	4	Syracuse vs CENTRAL MICHIGAN (Sep 16, 2017)
Punt return yards	76	Wake Forest vs PRESBYTERIAN (Aug 31, 2017)
	66	Pitt vs YOUNGSTOWN STATE (9/2/17)
Punt return avg	21.3	Wake Forest vs UTAH STATE (Sep 16, 2017) [3-64]
	19.7	Virginia Tech vs DELAWARE (Sep 09, 2017) [3-59]
Punt return TDs	1	Virginia Tech vs DELAWARE (Sep 09, 2017)
Longest punt return	75	Wake Forest vs UTAH STATE (Sep 16, 2017)
	66	Pitt vs YOUNGSTOWN STATE (9/2/17)
Kick returns	7	North Carolina vs LOUISVILLE (Sep 09, 2017)
	5	Boston College vs WAKE FOREST (Sep 09, 2017)
	5	Louisville vs CLEMSON (Sep 16, 2017)
	5	Pitt vs OKLAHOMA STATE (9/16/17)
Kick return yards	219	North Carolina vs LOUISVILLE (Sep 09, 2017)
	146	Boston College vs WAKE FOREST (Sep 09, 2017)
Kick return avg	37.7	Syracuse vs CENTRAL MICHIGAN (Sep 16, 2017) [3-113]
	31.3	North Carolina vs LOUISVILLE (Sep 09, 2017) [7-219]
Longest kick return	94	North Carolina vs LOUISVILLE (Sep 09, 2017)
	64	Syracuse vs CENTRAL MICHIGAN (Sep 16, 2017)
Kick return TDs	1	North Carolina vs LOUISVILLE (Sep 09, 2017)
Interceptions	3	Louisville vs PURDUE (Sep 02, 2017)
	3	Wake Forest at Boston College (Sep 09, 2017)
	3	Duke vs BAYLOR (Sep 16, 2017)
Interception return yds	73	North Carolina vs CAL (Sep 02, 2017)
	67	Wake Forest at Boston College (Sep 09, 2017)
Interception return avg	36.5	North Carolina vs CAL (Sep 02, 2017) [2-73]
	23.5	Syracuse vs CENTRAL MICHIGAN (Sep 16, 2017) [2-47]
Longest interception rtn	73	North Carolina vs CAL (Sep 02, 2017)
	61	Louisville vs PURDUE (Sep 02, 2017)
Interception return TDs	1	Duke vs N.C. CENTRAL (Sep 02, 2017)
	1	Louisville vs PURDUE (Sep 02, 2017)
	1	Wake Forest at Boston College (Sep 09, 2017)
	1	Duke vs BAYLOR (Sep 16, 2017)
	1	NC State vs FURMAN (Sep 16, 2017)
	1	Syracuse vs CENTRAL MICHIGAN (Sep 16, 2017)
	1	Clemson at Louisville (Sep 16, 2017)
Fumbles lost	3	Louisville vs PURDUE (Sep 02, 2017)
	2	Syracuse vs C. CONNECTICUT STATE (Sep 01, 2017)
	2	Georgia Tech vs Tennessee (Sep 04, 2017)
	2	NC State vs South Carolina (Sep 02, 2017)
	2	Clemson vs AUBURN (Sep 09, 2017)
	2	Syracuse vs CENTRAL MICHIGAN (Sep 16, 2017)



**2017 Atlantic Coast Conference
Team Game Highs Through games of Sep 18, 2017**



Fumbles recovered	2	Syracuse vs MIDDLE TENNESSEE (Sep 09, 2017)
	2	North Carolina at Old Dominion (Sep 16, 2017)
	2	NC State vs FURMAN (Sep 16, 2017)
	2	Virginia Tech at ECU (Sep 16, 2017)
Sacked by opp	6	Syracuse vs MIDDLE TENNESSEE (Sep 09, 2017)
	5	Pitt at Penn State (Sep 09, 2017)
	5	Duke vs BAYLOR (Sep 16, 2017)
QB sacks	11	Clemson vs AUBURN (Sep 09, 2017)
	5	Georgia Tech vs JACKSONVILLE STATE (Sep 09, 2017)
Turnovers committed	4	Boston College vs WAKE FOREST (Sep 09, 2017)
	3	North Carolina vs CAL (Sep 02, 2017)
	3	Louisville vs PURDUE (Sep 02, 2017)
	3	Florida State vs ALABAMA (Sep 02, 2017)
	3	Pitt at Penn State (Sep 09, 2017)
	3	Boston College vs NOTRE DAME (Sep 16, 2017)
	3	Syracuse vs CENTRAL MICHIGAN (Sep 16, 2017)
	3	Syracuse vs CENTRAL MICHIGAN (Sep 16, 2017)
Turnovers caused	4	Louisville vs PURDUE (Sep 02, 2017)
	4	Wake Forest at Boston College (Sep 09, 2017)
	4	Duke vs BAYLOR (Sep 16, 2017)
	4	Duke vs BAYLOR (Sep 16, 2017)
Kicks blocked	1	Pitt vs YOUNGSTOWN STATE (9/2/17)
	1	Louisville vs PURDUE (Sep 02, 2017)
	1	North Carolina at Old Dominion (Sep 16, 2017)
	1	NC State vs FURMAN (Sep 16, 2017)
	1	Louisville vs CLEMSON (Sep 16, 2017)
	1	Virginia Tech at ECU (Sep 16, 2017)
First downs	35	Louisville at North Carolina (Sep 09, 2017)
	34	Clemson vs KENT STATE (Sep 02, 2017)
	34	Syracuse vs C. CONNECTICUT STATE (Sep 01, 2017)
	34	Duke vs NORTHWESTERN (Sep 09, 2017)
	34	Virginia Tech at ECU (Sep 16, 2017)
1st downs rushing	29	Georgia Tech vs Tennessee (Sep 04, 2017)
	16	Wake Forest vs PRESBYTERIAN (Aug 31, 2017)
	16	Virginia Tech at ECU (Sep 16, 2017)
1st downs passing	21	Syracuse vs C. CONNECTICUT STATE (Sep 01, 2017)
	21	NC State vs South Carolina (Sep 02, 2017)
1st downs by penalty	6	Syracuse vs MIDDLE TENNESSEE (Sep 09, 2017)
	5	Clemson vs KENT STATE (Sep 02, 2017)
Penalties	16	Louisville vs PURDUE (Sep 02, 2017)
	9	North Carolina at Old Dominion (Sep 16, 2017)
	9	Syracuse vs CENTRAL MICHIGAN (Sep 16, 2017)
	9	Virginia vs UCONN (Sep 16, 2017)
Penalties yards	110	Louisville vs PURDUE (Sep 02, 2017)
	110	North Carolina at Old Dominion (Sep 16, 2017)



**2017 Atlantic Coast Conference
Individual Statistics Through games of Sep 18, 2017**



RUSHING	Cl	G	Att.	Yds	Avg.	TD	Lg	Avg/G
1. Mark Walton-UM	Jr	1	16	148	9.2	2	47	148.0
2. TaQuon Marshall-GT	Jr	2	57	274	4.8	6	28	137.0
3. Travis Homer-UM	So	1	11	103	9.4	0	21	103.0
4. Lamar Jackson-UL	Jr	3	57	303	5.3	3	43	101.0
5. Shaun Wilson-DU	Sr	3	41	293	7.1	4	65	97.7
6. Brittain Brown-DU	Fr	3	42	235	5.6	2	39	78.3
7. KirVonte Benson-GT	So	2	37	150	4.1	1	15	75.0
8. Jordan Ellis-VA	Jr	3	54	219	4.1	3	20	73.0
9. Eric Dungey-SU	Jr	3	39	209	5.4	4	74	69.7
10. Jon Hilliman-BC	Jr	3	55	203	3.7	0	29	67.7

PASSING AVG/GAME	Cl	G	Comp-Att-Int	Yds	TD	Avg/G
1. Lamar Jackson-UL	Jr	3	76-127-1	1088	8	362.7
2. Ryan Finley-ST	Jr	3	96-127-0	987	6	329.0
3. Kurt Benkert-VA	Sr	3	96-145-1	976	7	325.3
4. Josh Jackson-VT	Fr	3	55-85-0	829	8	276.3
5. Eric Dungey-SU	Jr	3	73-113-2	787	5	262.3
6. Kelly Bryant-CU	Jr	3	57-83-1	733	2	244.3
7. Daniel Jones-DU	So	3	68-105-2	702	4	234.0
8. Malik Rosier-UM	Jr	1	17-28-0	217	3	217.0
9. Deondre Francois-FS	So	1	19-33-2	210	1	210.0
10. Chazz Surratt-NC	Fr	3	46-66-0	588	4	196.0

PASS EFFICIENCY	Cl	G	Comp-Att-Int	Yds	TD	Eff.
1. Josh Jackson-VT	Fr	3	55-85-0	829	8	177.7
2. John Wolford-WF	Sr	3	36-56-0	500	6	174.6
3. Chazz Surratt-NC	Fr	3	46-66-0	588	4	164.5
4. Malik Rosier-UM	Jr	1	17-28-0	217	3	161.2
5. Ryan Finley-ST	Jr	3	96-127-0	987	6	156.5
6. Lamar Jackson-UL	Jr	3	76-127-1	1088	8	151.0
7. Kelly Bryant-CU	Jr	3	57-83-1	733	2	148.4
8. Kurt Benkert-VA	Sr	3	96-145-1	976	7	137.3
9. Eric Dungey-SU	Jr	3	73-113-2	787	5	134.2
10. Daniel Jones-DU	So	3	68-105-2	702	4	129.7

RECEPTIONS/GAME	Cl	G	No.	Yds	TD	Lg	Yds/G	Rec/G
1. Steve Ishmael-SU	Sr	3	34	389	0	34	129.7	11.3
2. Cam Phillips-VT	Sr	3	27	417	5	45	139.0	9.0
3. Olamide Zaccheaus-VA	Jr	3	26	250	2	30	83.3	8.7
Jaylen Samuels-ST	Sr	3	26	220	2	39	73.3	8.7
5. Kelvin Harmon-ST	So	3	24	268	1	34	89.3	8.0
6. Jaylen, Smith-UL	Jr	3	22	379	2	75	126.3	7.3
7. Keith Gavin-FS	So	1	7	50	0	15	50.0	7.0
8. T.J. Rahming-DU	Jr	3	18	175	0	32	58.3	6.0
9. Doni Dowling-VA	Sr	3	17	236	1	42	78.7	5.7
10. Ray-Ray McCloud-CU	Jr	3	16	220	1	79	73.3	5.3

RECEIVE YDS/GAME	Cl	G	No.	Yds	TD	Lg	Avg/C	Yds/G
1. Cam Phillips-VT	Sr	3	27	417	5	45	15.4	139.0
2. Steve Ishmael-SU	Sr	3	34	389	0	34	11.4	129.7
3. Jaylen, Smith-UL	Jr	3	22	379	2	75	17.2	126.3
4. Kelvin Harmon-ST	So	3	24	268	1	34	11.2	89.3
5. Olamide Zaccheaus-VA	Jr	3	26	250	2	30	9.6	83.3
6. Doni Dowling-VA	Sr	3	17	236	1	42	13.9	78.7
7. Austin Proehl-NC	Sr	3	15	223	1	28	14.9	74.3
8. Ray-Ray McCloud-CU	Jr	3	16	220	1	79	13.8	73.3
Jaylen Samuels-ST	Sr	3	26	220	2	39	8.5	73.3
10. Dez Fitzpatrick-UL	Fr	3	10	211	4	39	21.1	70.3

TOTAL OFFENSE	Cl	G	Rush	Pass	Plays	Total	Yds/G
1. Lamar Jackson-UL	Jr	3	303	1088	184	1391	463.7
2. Ryan Finley-ST	Jr	3	14	987	139	1001	333.7
3. Eric Dungey-SU	Jr	3	209	787	152	996	332.0
4. Kurt Benkert-VA	Sr	3	-7	976	154	969	323.0
5. Josh Jackson-VT	Fr	3	115	829	107	944	314.7
6. Kelly Bryant-CU	Jr	3	162	733	127	895	298.3
7. Daniel Jones-DU	So	3	113	702	136	815	271.7
8. Malik Rosier-UM	Jr	1	41	217	32	258	258.0
9. TaQuon Marshall-GT	Jr	2	274	232	73	506	253.0
10. John Wolford-WF	Sr	3	192	500	90	692	230.7

SCORING	Cl	G	TD	FG	XPT	2XP	Pts	Pts/G
1. TaQuon Marshall-GT	Jr	2	6	0	0	0	36	18.0
2. Mark Walton-UM	Jr	1	2	0	0	0	12	12.0
3. Michael Badgley-UM	Sr	1	0	2	5	0	11	11.0
Mike Weaver-WF	Sr	3	0	6	15	0	33	11.0
5. Cole Murphy-SU	Sr	3	0	7	11	0	32	10.7
6. Austin Parker-DU	So	3	0	5	16	0	31	10.3
Joey Slye-VT	Sr	3	0	6	13	0	31	10.3
8. Michael Carter-NC	Fr	3	5	0	0	0	30	10.0
Kelly Bryant-CU	Jr	3	5	0	0	0	30	10.0
Jaylen Samuels-ST	Sr	3	5	0	0	0	30	10.0

SCORING (TDs)	Cl	G	TD	Run	Pass	Ret	Pat	Pts	Avg/G
1. TaQuon Marshall-GT	Jr	2	6	6	0	0	0	36	18.0
2. Mark Walton-UM	Jr	1	2	2	0	0	0	12	12.0
3. Cam Phillips-VT	Sr	3	5	0	5	0	0	30	10.0
Jaylen Samuels-ST	Sr	3	5	3	2	0	0	30	10.0
Michael Carter-NC	Fr	3	5	5	0	0	0	30	10.0
Kelly Bryant-CU	Jr	3	5	5	0	0	0	30	10.0
7. Jordan Ellis-VA	Jr	3	4	3	1	0	0	24	8.0
Greg Dortch-WF	Fr	3	4	0	4	0	0	24	8.0
Dez Fitzpatrick-UL	Fr	3	4	0	4	0	0	24	8.0
Eric Dungey-SU	Jr	3	4	4	0	0	0	24	8.0

SCORING (KICK)	Cl	G	PAT	FG	Pts	Avg/G
1. Mike Weaver-WF	Sr	3	15-16	6-6	33	11.0
Michael Badgley-UM	Sr	1	5-5	2-2	11	11.0
3. Cole Murphy-SU	Sr	3	11-12	7-8	32	10.7
4. Austin Parker-DU	So	3	16-17	5-6	31	10.3
Joey Slye-VT	Sr	3	13-13	6-10	31	10.3
6. Blanton Creque-UL	So	3	10-10	5-5	25	8.3
7. Colton Lichtenberg-BC	Jr	3	5-5	6-6	23	7.7
8. Freeman Jones-NC	Jr	3	14-14	2-3	20	6.7
Greg Huegel-CU	Jr	3	14-15	2-4	20	6.7
10. Shawn Davis-GT	So	2	9-10	1-3	12	6.0

PUNT RETURN AVG	Cl	G	No.	Yds	TD	Long	Avg/G
1. Michael Walker-BC	Jr	3	7	72	0	19	10.3
2. Greg Dortch-WF	Fr	3	8	71	0	29	8.9
3. Ray-Ray McCloud-CU	Jr	3	9	40	0	15	4.4
4. Sean Riley-SU	So	3	8	25	0	11	3.1
5. Brad Stewart-GT	Jr	2	5	12	0	6	2.4



2017 Atlantic Coast Conference
Individual Statistics Through games of Sep 18, 2017



KICK RETURN AVG	Cl	G	No.	Yds	TD	Long	Avg/G
1. Sean Riley-SU	So	3	7	243	0	64	34.7
2. Anthony Ratliff-NC	So	3	11	333	1	94	30.3
3. Michael Walker-BC	Jr	3	8	218	0	55	27.2
4. Nyheim Hines-ST	Jr	3	8	201	0	50	25.1
5. Seth Dawkins-UL	So	3	8	190	0	43	23.8
6. Jeff Thomas-UM	Fr	1	3	65	0	31	21.7
7. Shaun Wilson-DU	Sr	3	6	127	0	36	21.2
8. Quadree Henderson-UP	Jr	3	10	189	0	28	18.9
9. Keith Gavin-FS	So	1	2	20	0	10	10.0

ALL PURPOSE	Cl	G	Rush	Rcv	PR	KR	Yds	Avg/G
1. Nyheim Hines-ST	Jr	3	202	53	40	201	496	165.3
2. Mark Walton-UM	Jr	1	148	8	0	0	156	156.0
3. Shaun Wilson-DU	Sr	3	293	36	-12	127	444	148.0
4. Cam Phillips-VT	Sr	3	0	417	0	0	417	139.0
5. TaQuon Marshall-GT	Jr	2	274	0	0	0	274	137.0
6. Sean Riley-SU	So	3	47	90	25	243	405	135.0
7. Anthony Ratliff-NC	So	3	0	67	0	333	400	133.3
8. Steve Ishmael-SU	Sr	3	0	389	2	0	391	130.3
9. Travis Homer-UM	So	1	103	25	0	0	128	128.0
10. Jaylen, Smith-UL	Jr	3	0	379	3	0	382	127.3

PUNTING	Cl	G	No.	Yds	Lg	I20	50+	TB	Avg.
1. Zach Feagles-UM	Fr	1	2	98	51	1	1	0	49.0
2. Will Spiers-CU	Fr	3	11	512	64	8	4	2	46.5
3. Oscar Bradburn-VT	Fr	3	15	692	54	5	3	2	46.1
4. Sterling Hofrichter-SU	Fr	3	14	645	64	6	4	2	46.1
5. Ryan Winslow-UP	Sr	3	13	595	63	5	4	1	45.8
6. Tom Sheldon-NC	So	3	15	684	66	7	3	0	45.6
7. A.J. Cole-ST	Jr	3	11	478	69	8	1	1	43.5
8. Dom Maggio-WF	So	3	15	650	61	7	6	1	43.3
9. Pressley Harvin III-GT	Fr	2	6	258	56	3	1	0	43.0
10. Mason King-UL	So	3	13	545	58	3	2	0	41.9

FIELD GOALS	Cl	G	Made	Att.	Long	Pct.	FG/G
1. Cole Murphy-SU	Sr	3	7	8	41	87.5	2.33
2. Michael Badgley-UM	Sr	1	2	2	50	100.0	2.00
Colton Lichtenberg-BC	Jr	3	6	6	42	100.0	2.00
Mike Weaver-WF	Sr	3	6	6	32	100.0	2.00
Joey Slye-VT	Sr	3	6	10	50	60.0	2.00
6. Blanton Creque-UL	So	3	5	5	37	100.0	1.67
Austin Parker-DU	So	3	5	6	45	83.3	1.67
8. Freeman Jones-NC	Jr	3	2	3	39	66.7	0.67
A.J. Mejia-VA	Fr	3	2	3	28	66.7	0.67
Greg Huegel-CU	Jr	3	2	4	49	50.0	0.67

FIELD GOAL PCT	Cl	G	Made	Att.	Long	Pct.
1. Colton Lichtenberg-BC	Jr	3	6	6	42	100.0
Mike Weaver-WF	Sr	3	6	6	32	100.0
Michael Badgley-UM	Sr	1	2	2	50	100.0
4. Cole Murphy-SU	Sr	3	7	8	41	87.5
5. Austin Parker-DU	So	3	5	6	45	83.3
6. Joey Slye-VT	Sr	3	6	10	50	60.0

PAT KICKING PCT	Cl	G	Made	Att.	Pct.
1. Freeman Jones-NC	Jr	3	14	14	100.0
Joey Slye-VT	Sr	3	13	13	100.0
A.J. Mejia-VA	Fr	3	11	11	100.0
Blanton Creque-UL	So	3	10	10	100.0
Alex Kessman-UP	Fr	3	7	7	100.0
Michael Badgley-UM	Sr	1	5	5	100.0
7. Austin Parker-DU	So	3	16	17	94.1
8. Mike Weaver-WF	Sr	3	15	16	93.8
Carson Wise-ST	Jr	3	15	16	93.8
10. Greg Huegel-CU	Jr	3	14	15	93.3



2017 Atlantic Coast Conference
Individual Statistics Through games of Sep 18, 2017



TACKLES (All positions)							
	Cl	G	Pos	Solo	Ast	Total	Avg/G
1. Micah Kiser-VA	Sr	3	LB	13	23	36	12.0
2. Quin Blanding-VA	Sr	3		14	19	33	11.0
3. Matthew Thomas-FS	Sr	1	LB	4	6	10	10.0
4. Tremaine Edmunds-VT	Jr	3	LB	14	13	27	9.0
Mook Reynolds-VT	Jr	3	DB	16	11	27	9.0
Will Harris-BC	Jr	3	DB	16	11	27	9.0
Ro'Derrick Hoskins-FS	Sr	1	LB	1	8	9	9.0
8. Zach Allen-BC	Jr	3	DL	12	14	26	8.7
Joe Giles-Harris-DU	So	3	LB	13	13	26	8.7
Andrew Motuapuaka-VT	Sr	3	LB	13	13	26	8.7
11. Ty Schwab-BC	Sr	3	LB	7	17	24	8.0
Dorian O'Daniel-CU	Sr	3	LB	13	11	24	8.0
Jordan Mack-VA	So	3	LB	9	15	24	8.0
Shaquille Quarterman-UM	So	1	LB	6	2	8	8.0
15. Malcolm Cook-VA	Jr	3	LB	10	13	23	7.7
Zykiesis Cannon-UL	Sr	3	CB	17	6	23	7.7
17. Oluwaseun Idowu-UP	Jr	3	LB	14	8	22	7.3
18. Jerod Fernandez-ST	Sr	3	LB	9	12	21	7.0
Donnie Miles-NC	Sr	3	DB	12	9	21	7.0
Dee Delaney-UM	Sr	1	DB	6	1	7	7.0
21. Stacy Thomas-UL	Sr	3	LB	8	12	20	6.7
Ronald Walker-UL	Sr	3	CB	16	4	20	6.7
23. Brant Mitchell-GT	Jr	2	LB	6	7	13	6.5
24. Juan Thornhill-VA	Jr	3	SS	14	4	18	6.0
Cole Holcomb-NC	Jr	3	LB	4	14	18	6.0
Terrell Edmunds-VT	Jr	3		13	5	18	6.0
Cameron Glenn-WF	Jr	3	DB	12	6	18	6.0
Lawrence Austin-GT	Sr	2	DB	9	3	12	6.0
Ermon Lane-FS	Sr	1	DB	3	3	6	6.0
Derrick Nnadi-FS	Sr	1		0	6	6	6.0
Derwin James-FS	So	1	DB	3	3	6	6.0
32. Lukas Denis-BC	Jr	3	DB	10	7	17	5.7
Parris Bennett-SU	Sr	3	LB	5	12	17	5.7
Kendall Joseph-CU	Jr	3	LB	6	11	17	5.7
Kamrin Moore-BC	Sr	3	DB	11	6	17	5.7
36. Jessie Bates III-WF	So	3	DB	10	6	16	5.3
Zaire Franklin-SU	Sr	3	LB	8	8	16	5.3
Kendall Coleman-SU	So	3	DL	9	7	16	5.3
Eli Hanback-VA	So	3	DT	4	12	16	5.3
Jarius Morehead-ST	So	3	DB	9	7	16	5.3
Noa Merritt-BC	Sr	3	DL	7	9	16	5.3
Reggie Floyd-VT	So	3	DB	9	7	16	5.3
Max Richardson-BC	So	3	LB	6	10	16	5.3
44. Germaine Pratt-ST	Jr	3	LB	7	8	15	5.0
Cayson Collins-NC	Sr	3	LB	9	6	15	5.0
Airius Moore-ST	Sr	3	LB	5	10	15	5.0
Bryce Hall-VA	So	3	CB	7	8	15	5.0
Khane Pass-UL	So	3		11	4	15	5.0
James Hearn-UL	Sr	3	LB	10	5	15	5.0
Elijah Zeise-UP	Jr	3	LB	10	5	15	5.0

SACKS							
	Cl	G	Pos	Solo	Ast	Total	Avg/G
1. Micah Kiser-VA	Sr	3	LB	5	0	5.0	1.67
2. Austin Bryant-CU	Jr	3	DE	3	2	4.0	1.33
3. Jonathan Greenard-UL	So	3	DL	3	0	3.0	1.00
4. Christian Wilkins-CU	Jr	3	DL	2	1	2.5	0.83
5. Mike Ramsay-DU	Sr	3	DT	2	0	2.0	0.67
6. T.D. Roof-GT	Fr	2	LB	2	0	2.0	1.00
Anree Saint-Amour-GT	Jr	2	DL	2	0	2.0	1.00
8. James Hearn-UL	Sr	3	LB	2	0	2.0	0.67
Jaboree Williams-WF	Sr	3	LB	2	0	2.0	0.67
Duke Ejiofor-WF	Sr	3	DL	2	0	2.0	0.67
Zach Allen-BC	Jr	3	DL	2	0	2.0	0.67
Joe Giles-Harris-DU	So	3	LB	2	0	2.0	0.67
13. Tremaine Edmunds-VT	Jr	3	LB	1	1	1.5	0.50
Dorian O'Daniel-CU	Sr	3	LB	1	1	1.5	0.50
Bradley Chubb-ST	Sr	3	DE	1	1	1.5	0.50
Drew Jordan-DU	Fr	3	DE	1	1	1.5	0.50
Dexter Lawrence-CU	So	3	DT	1	1	1.5	0.50
Victor Dimukeje-DU	Fr	3	DE	1	1	1.5	0.50
Andrew Motuapuaka-VT	Sr	3	LB	1	1	1.5	0.50
Malik Carney-NC	Jr	3	DL	1	1	1.5	0.50

TACKLES FOR LOSS							
	Cl	G	Pos	Solo	Ast	Total	Avg/G
1. Duke Ejiofor-WF	Sr	3	DL	6	0	6.0	2.00
2. Bradley Chubb-ST	Sr	3	DE	4	3	5.5	1.83
Jalen Dalton-NC	Jr	3	DL	4	3	5.5	1.83
Jonathan Greenard-UL	So	3	DL	5	1	5.5	1.83
5. Micah Kiser-VA	Sr	3	LB	5	0	5.0	1.67
6. Malik Carney-NC	Jr	3	DL	3	3	4.5	1.50
Joe Giles-Harris-DU	So	3	LB	4	1	4.5	1.50
8. Mook Reynolds-VT	Jr	3	DB	2	4	4.0	1.33
Jaboree Williams-WF	Sr	3	LB	4	0	4.0	1.33
Tremaine Edmunds-VT	Jr	3	LB	3	2	4.0	1.33
Tre Hornbuckle-DU	So	3	DE	3	2	4.0	1.33
Austin Bryant-CU	Jr	3	DE	3	2	4.0	1.33
13. Mike Ramsay-DU	Sr	3	DT	3	1	3.5	1.17
Trevon Hill-VT	So	3	DE	3	1	3.5	1.17
15. Justin Strnad-WF	So	3	LB	3	0	3.0	1.00
Will Harris-BC	Jr	3	DB	3	0	3.0	1.00
Oluwaseun Idowu-UP	Jr	3	LB	3	0	3.0	1.00
Zeek Rodney-WF	Jr	3	DL	2	2	3.0	1.00
Kentavious Street-ST	Sr	3	DE	3	0	3.0	1.00
Josh Black-SU	So	3	DL	3	0	3.0	1.00



2017 Atlantic Coast Conference
Individual Statistics Through games of Sep 18, 2017



PASSES DEFENDED						
	Cl	G	BrUp	Int.	Total	Avg/G
1. Jeremy McDuffie-DU	Jr	3	5	1	6	2.00
2. Mark Gilbert-DU	So	3	3	2	5	1.67
Dane Jackson-UP	So	3	4	1	5	1.67
Lukas Denis-BC	Jr	3	3	2	5	1.67
5. Lawrence Austin-GT	Sr	2	2	1	3	1.50
6. Kamrin Moore-BC	Sr	3	4	0	4	1.33
Chucky Williams-UL	Sr	3	3	1	4	1.33
Terrell Edmunds-VT	Jr	3	3	1	4	1.33
Jordan Hayes-DU	So	3	4	0	4	1.33
Essang Bassey-WF	So	3	3	1	4	1.33
Greg Stroman-VT	Sr	3	3	1	4	1.33
Trumaine Washington-UL	Sr	3	4	0	4	1.33
Cameron Glenn-WF	Jr	3	2	2	4	1.33
14. Step Durham-GT	Sr	2	1	1	2	1.00
Ben Humphreys-DU	Jr	3	2	1	3	1.00
Divine Deablo-VT	So	3	3	0	3	1.00
Evan Foster-SU	So	3	2	1	3	1.00
Amari Henderson-WF	So	3	3	0	3	1.00
Johnathan Alston-ST	Sr	3	2	1	3	1.00
Malek Young-UM	So	1	0	1	1	1.00

INTERCEPTIONS							
	Cl	G	No.	Yds	TD	Long	Avg/G
1. Malek Young-UM	So	1	1	24	0	24	1.00
2. Lukas Denis-BC	Jr	3	2	18	0	18	0.67
Cameron Glenn-WF	Jr	3	2	16	0	16	0.67
Mark Gilbert-DU	So	3	2	0	0	0	0.67
5. Lawrence Austin-GT	Sr	2	1	21	0	21	0.50
Step Durham-GT	Sr	2	1	0	0	0	0.50
7. Stacy Thomas-UL	Sr	3	1	61	1	61	0.33
Terrell Edmunds-VT	Jr	3	1	55	0	55	0.33
Shawn Boone-ST	Sr	3	1	47	1	47	0.33
Dorian O'Daniel-CU	Sr	3	1	44	1	44	0.33

FUMBLES FORCED				
	Cl	G	No.	Avg/G
1. Amari Carter-UM	Fr	1	1	1.00
2. Tremaine Edmunds-VT	Jr	3	2	0.67
Austin Valdez-SU	Sr	3	2	0.67
4. Antonio Simmons-GT	Sr	2	1	0.50
5. Clelin Ferrell-CU	So	3	1	0.33
Chris Sharp-VA	So	3	1	0.33
Kentavious Street-ST	Sr	3	1	0.33
Jerod Fernandez-ST	Sr	3	1	0.33
Bryce Hall-VA	So	3	1	0.33
Tabarius Peterson-UL	Fr	3	1	0.33

FUMBLES RECOVERED				
	Cl	G	No.	Avg/G
1. Ryan Fines-UM	So	1	1	1.00
2. A.J. Gray-GT	Jr	2	1	0.50
3. Scoop Bradshaw-SU	So	3	1	0.33
Kevin Bletzer-BC	Jr	3	1	0.33
Justin Jones-ST	Sr	3	1	0.33
Jarrold Hewitt-VT	Fr	3	1	0.33
Sulaiman Kamara-WF	Fr	3	1	0.33
Stacy Thomas-UL	Sr	3	1	0.33
James Smith-Williams-ST	So	3	1	0.33
Jason Pinnock-UP	Fr	3	1	0.33



**2017 Atlantic Coast Conference
Conference Individual Game Highs Through games of Sep 18, 2017**



INDIVIDUAL PLAYER GAME HIGHS

Points scored	30	TaQuon Marshall (Georgia Tech) vs Tennessee (Sep 04, 2017)
	18	Lamar Jackson (Louisville) at North Carolina (Sep 09, 2017)
	18	Jaylen Samuels (NC State) vs FURMAN (Sep 16, 2017)
	18	Cam Phillips (Virginia Tech) at ECU (Sep 16, 2017)
Touchdowns	5	TaQuon Marshall (Georgia Tech) vs Tennessee (Sep 04, 2017)
	3	Lamar Jackson (Louisville) at North Carolina (Sep 09, 2017)
	3	Jaylen Samuels (NC State) vs FURMAN (Sep 16, 2017)
	3	Cam Phillips (Virginia Tech) at ECU (Sep 16, 2017)
TD responsibility	6	Lamar Jackson (Louisville) at North Carolina (Sep 09, 2017) [3r,3p]
	5	Eric Dungey (Syracuse) vs C. CONNECTICUT STATE (Sep 01, 2017) [2r,3p]
	5	TaQuon Marshall (Georgia Tech) vs Tennessee (Sep 04, 2017) [5r,0p]
	5	Josh Jackson (Virginia Tech) at ECU (Sep 16, 2017) [0r,5p]
Points scored kicking	15	Joey Slye (Virginia Tech) at ECU (Sep 16, 2017) [3fg,6pat]
	14	Mike Weaver (Wake Forest) vs UTAH STATE (Sep 16, 2017) [3fg,5pat]
Total offense yards	525	Lamar Jackson (Louisville) at North Carolina (Sep 09, 2017) [132r,393p]
	485	Lamar Jackson (Louisville) vs PURDUE (Sep 02, 2017) [107r,378p]
Total offense plays	69	Ryan Finley (NC State) vs South Carolina (Sep 02, 2017) [5r,64p]
	69	Kurt Benkert (Virginia) vs INDIANA (Sep 09, 2017) [3r,66p]
Total offense yards/play	16.3	Travis Etienne (Clemson) at Louisville (Sep 16, 2017) [6-98]
	16.2	Moe Neal (Syracuse) vs CENTRAL MICHIGAN (Sep 16, 2017) [5-81]
Rushing yards	249	TaQuon Marshall (Georgia Tech) vs Tennessee (Sep 04, 2017)
	176	Shaun Wilson (Duke) vs BAYLOR (Sep 16, 2017)
Rushing attempts	44	TaQuon Marshall (Georgia Tech) vs Tennessee (Sep 04, 2017)
	26	KirVonte Benson (Georgia Tech) vs Tennessee (Sep 04, 2017)
Yards per rush	16.3	Travis Etienne (Clemson) at Louisville (Sep 16, 2017) [6-98]
	16.2	Moe Neal (Syracuse) vs CENTRAL MICHIGAN (Sep 16, 2017) [5-81]
Rushing TDs	5	TaQuon Marshall (Georgia Tech) vs Tennessee (Sep 04, 2017)
	3	Lamar Jackson (Louisville) at North Carolina (Sep 09, 2017)
	3	Jaylen Samuels (NC State) vs FURMAN (Sep 16, 2017)
Longest rush	81	Travis Etienne (Clemson) at Louisville (Sep 16, 2017)
	74	Malik Williams (Louisville) at North Carolina (Sep 09, 2017)
	74	Eric Dungey (Syracuse) vs CENTRAL MICHIGAN (Sep 16, 2017)
Passing yards	455	Kurt Benkert (Virginia) vs UCONN (Sep 16, 2017)
	415	Ryan Finley (NC State) vs South Carolina (Sep 02, 2017)
Passing attempts	66	Kurt Benkert (Virginia) vs INDIANA (Sep 09, 2017)
	64	Ryan Finley (NC State) vs South Carolina (Sep 02, 2017)
Passing TDs	5	Josh Jackson (Virginia Tech) at ECU (Sep 16, 2017)
	3	John Wolford (Wake Forest) vs PRESBYTERIAN (Aug 31, 2017)
	3	Malik Rosier (Miami) vs BETHUNE-COOKMAN (Sep. 2, 2017)
	3	Kurt Benkert (Virginia) vs WILLIAM & MARY (Sep 02, 2017)
	3	Eric Dungey (Syracuse) vs C. CONNECTICUT STATE (Sep 01, 2017)
	3	TaQuon Marshall (Georgia Tech) vs JACKSONVILLE STATE (Sep 09, 2017)
	3	Lamar Jackson (Louisville) at North Carolina (Sep 09, 2017)
	3	Ryan Finley (NC State) vs MARSHALL (Sep 09, 2017)
	3	Lamar Jackson (Louisville) vs CLEMSON (Sep 16, 2017)
	3	Kurt Benkert (Virginia) vs UCONN (Sep 16, 2017)
Longest pass	79	Kelly Bryant (Clemson) at Louisville (Sep 16, 2017)
	78	Lamar Jackson (Louisville) vs CLEMSON (Sep 16, 2017)
Passes completed	45	Ryan Finley (NC State) vs South Carolina (Sep 02, 2017)
	39	Kurt Benkert (Virginia) vs INDIANA (Sep 09, 2017)
Had intercepted	3	Anthony Brown (Boston College) vs WAKE FOREST (Sep 09, 2017)
	2	Brandon Harris (North Carolina) vs CAL (Sep 02, 2017)
	2	Deondre Francois (Florida State) vs ALABAMA (Sep 02, 2017)
	2	Max Browne (Pitt) at Penn State (Sep 09, 2017)



**2017 Atlantic Coast Conference
Individual Game Highs Through games of Sep 18, 2017**



	2	Anthony Brown (Boston College) vs NOTRE DAME (Sep 16, 2017)
	2	Ben DiNucci (Pitt) vs OKLAHOMA STATE (9/16/17)
Pass completion pct	87.5	Kendall Hinton (Wake Forest) vs PRESBYTERIAN (Aug 31, 2017) [7-8]
	85.7	Quentin Harris (Duke) vs N.C. CENTRAL (Sep 02, 2017) [6-7]
	85.7	Chazz Surratt (North Carolina) vs LOUISVILLE (Sep 09, 2017) [12-14]
Pass yards/attempt	16.0	TaQuon Marshall (Georgia Tech) vs JACKSONVILLE STATE (Sep 09, 2017) [7-112]
	15.5	Kendall Hinton (Wake Forest) vs PRESBYTERIAN (Aug 31, 2017) [8-124]
Pass yards/catch	22.4	TaQuon Marshall (Georgia Tech) vs JACKSONVILLE STATE (Sep 09, 2017) [5-112]
	17.7	Kendall Hinton (Wake Forest) vs PRESBYTERIAN (Aug 31, 2017) [7-124]
Receiving yards	189	Cam Phillips (Virginia Tech) at ECU (Sep 16, 2017)
	183	Jaylen, Smith (Louisville) at North Carolina (Sep 09, 2017)
Receptions	15	Jaylen Samuels (NC State) vs South Carolina (Sep 02, 2017)
	14	Steve Ishmael (Syracuse) vs MIDDLE TENNESSEE (Sep 09, 2017)
	14	Cam Phillips (Virginia Tech) at ECU (Sep 16, 2017)
Yards per catch	50.0	Traveon Samuel (Louisville) vs CLEMSON (Sep 16, 2017) [2-100]
	35.0	Deon Cain (Clemson) vs KENT STATE (Sep 02, 2017) [2-70]
	35.0	Milan Richard (Clemson) vs KENT STATE (Sep 02, 2017) [2-70]
Receiving TDs	3	Cam Phillips (Virginia Tech) at ECU (Sep 16, 2017)
	2	Greg Dortch (Wake Forest) vs PRESBYTERIAN (Aug 31, 2017)
	2	Cam Serigne (Wake Forest) vs PRESBYTERIAN (Aug 31, 2017)
	2	Ricky Jeune (Georgia Tech) vs JACKSONVILLE STATE (Sep 09, 2017)
	2	Dez Fitzpatrick (Louisville) at North Carolina (Sep 09, 2017)
	2	Brandon Fritts (North Carolina) vs LOUISVILLE (Sep 09, 2017)
	2	Charlie Callinan (Boston College) vs NOTRE DAME (Sep 16, 2017)
Longest reception	79	Ray-Ray McCloud (Clemson) at Louisville (Sep 16, 2017)
	78	Traveon Samuel (Louisville) vs CLEMSON (Sep 16, 2017)
Field goal attempts	4	Cole Murphy (Syracuse) vs MIDDLE TENNESSEE (Sep 09, 2017)
	4	Joey Slye (Virginia Tech) vs DELAWARE (Sep 09, 2017)
Field goals made	3	Colton Lichtenberg (Boston College) at NIU (Sep 01, 2017)
	3	Blanton Creque (Louisville) vs PURDUE (Sep 02, 2017)
	3	Cole Murphy (Syracuse) vs MIDDLE TENNESSEE (Sep 09, 2017)
	3	Joey Slye (Virginia Tech) at ECU (Sep 16, 2017)
	3	Mike Weaver (Wake Forest) vs UTAH STATE (Sep 16, 2017)
Longest field goal	50	Michael Badgley (Miami) vs BETHUNE-COOKMAN (Sep. 2, 2017)
	50	Joey Slye (Virginia Tech) vs DELAWARE (Sep 09, 2017)
Field goal pct	100.0	Colton Lichtenberg (Boston College) at NIU (Sep 01, 2017) [3-3]
	100.0	Blanton Creque (Louisville) vs PURDUE (Sep 02, 2017) [3-3]
	100.0	Joey Slye (Virginia Tech) at ECU (Sep 16, 2017) [3-3]
	100.0	Mike Weaver (Wake Forest) vs UTAH STATE (Sep 16, 2017) [3-3]
	100.0	Michael Badgley (Miami) vs BETHUNE-COOKMAN (Sep. 2, 2017) [2-2]
	100.0	Cole Murphy (Syracuse) vs C. CONNECTICUT STATE (Sep 01, 2017) [2-2]
	100.0	Mike Weaver (Wake Forest) at Boston College (Sep 09, 2017) [2-2]
	100.0	Austin Parker (Duke) vs NORTHWESTERN (Sep 09, 2017) [2-2]
	100.0	Blanton Creque (Louisville) at North Carolina (Sep 09, 2017) [2-2]
	100.0	Alex Kessman (Pitt) at Penn State (Sep 09, 2017) [2-2]
	100.0	Colton Lichtenberg (Boston College) vs NOTRE DAME (Sep 16, 2017) [2-2]
	100.0	Cole Murphy (Syracuse) vs CENTRAL MICHIGAN (Sep 16, 2017) [2-2]
PAT kicks attempted	8	Austin Parker (Duke) vs N.C. CENTRAL (Sep 02, 2017)
	7	Mike Weaver (Wake Forest) vs PRESBYTERIAN (Aug 31, 2017)
	7	Greg Huegel (Clemson) vs KENT STATE (Sep 02, 2017)
	7	Carson Wise (NC State) vs FURMAN (Sep 16, 2017)
PAT kicks made	7	Greg Huegel (Clemson) vs KENT STATE (Sep 02, 2017)
	7	Austin Parker (Duke) vs N.C. CENTRAL (Sep 02, 2017)



**2017 Atlantic Coast Conference
Individual Game Highs Through games of Sep 18, 2017**



PAT kicks pct	7	Carson Wise (NC State) vs FURMAN (Sep 16, 2017)
	100.0	Greg Huegel (Clemson) vs KENT STATE (Sep 02, 2017) [7-7]
	100.0	Carson Wise (NC State) vs FURMAN (Sep 16, 2017) [7-7]
	100.0	Freeman Jones (North Carolina) at Old Dominion (Sep 16, 2017) [6-6]
	100.0	Joey Slye (Virginia Tech) at ECU (Sep 16, 2017) [6-6]
	100.0	Michael Badgley (Miami) vs BETHUNE-COOKMAN (Sep. 2, 2017) [5-5]
	100.0	Shawn Davis (Georgia Tech) vs Tennessee (Sep 04, 2017) [5-5]
	100.0	Austin Parker (Duke) vs NORTHWESTERN (Sep 09, 2017) [5-5]
	100.0	Blanton Creque (Louisville) at North Carolina (Sep 09, 2017) [5-5]
	100.0	Freeman Jones (North Carolina) vs LOUISVILLE (Sep 09, 2017) [5-5]
	100.0	Cole Murphy (Syracuse) vs CENTRAL MICHIGAN (Sep 16, 2017) [5-5]
	100.0	A.J. Mejia (Virginia) vs UCONN (Sep 16, 2017) [5-5]
	100.0	Mike Weaver (Wake Forest) vs UTAH STATE (Sep 16, 2017) [5-5]
	100.0	Alex Kessman (Pitt) vs YOUNGSTOWN STATE (9/2/17) [4-4]
	100.0	A.J. Mejia (Virginia) vs WILLIAM & MARY (Sep 02, 2017) [4-4]
	100.0	Joey Slye (Virginia Tech) vs West Virginia (Sep 03, 2017) [4-4]
	100.0	Carson Wise (NC State) vs South Carolina (Sep 02, 2017) [4-4]
	100.0	Mike Weaver (Wake Forest) at Boston College (Sep 09, 2017) [4-4]
	100.0	Austin Parker (Duke) vs BAYLOR (Sep 16, 2017) [4-4]
	100.0	Freeman Jones (North Carolina) vs CAL (Sep 02, 2017) [3-3]
	100.0	Joey Slye (Virginia Tech) vs DELAWARE (Sep 09, 2017) [3-3]
	100.0	Blanton Creque (Louisville) vs CLEMSON (Sep 16, 2017) [3-3]
	100.0	Alex Kessman (Pitt) vs OKLAHOMA STATE (9/16/17) [3-3]
	100.0	Colton Lichtenberg (Boston College) at NIU (Sep 01, 2017) [2-2]
	100.0	Blanton Creque (Louisville) vs PURDUE (Sep 02, 2017) [2-2]
	100.0	Greg Huegel (Clemson) vs AUBURN (Sep 09, 2017) [2-2]
	100.0	Cole Murphy (Syracuse) vs MIDDLE TENNESSEE (Sep 09, 2017) [2-2]
	100.0	A.J. Mejia (Virginia) vs INDIANA (Sep 09, 2017) [2-2]
	100.0	Colton Lichtenberg (Boston College) vs NOTRE DAME (Sep 16, 2017) [2-2]
Punts	9	Mike Knoll (Boston College) at NIU (Sep 01, 2017)
	9	Dom Maggio (Wake Forest) at Boston College (Sep 09, 2017)
	9	Lester Coleman (Virginia) vs INDIANA (Sep 09, 2017)
Yards punted	374	Dom Maggio (Wake Forest) at Boston College (Sep 09, 2017) [9-374]
	372	Oscar Bradburn (Virginia Tech) vs West Virginia (Sep 03, 2017) [8-372]
Longest punt	69	A.J. Cole (NC State) vs South Carolina (Sep 02, 2017)
	66	Tom Sheldon (North Carolina) vs LOUISVILLE (Sep 09, 2017)
Punting avg	53.5	Tom Sheldon (North Carolina) vs LOUISVILLE (Sep 09, 2017) [4-214]
	51.8	Will Spiers (Clemson) at Louisville (Sep 16, 2017) [4-207]
Punt returns	4	Greg Dortch (Wake Forest) vs PRESBYTERIAN (Aug 31, 2017)
	4	Sean Riley (Syracuse) vs C. CONNECTICUT STATE (Sep 01, 2017)
	4	Michael Walker (Boston College) vs WAKE FOREST (Sep 09, 2017)
	4	Ray-Ray McCloud (Clemson) vs AUBURN (Sep 09, 2017)
Punt return yards	76	Greg Dortch (Wake Forest) vs PRESBYTERIAN (Aug 31, 2017)
	75	Jessie Bates III (Wake Forest) vs UTAH STATE (Sep 16, 2017)
Longest punt return	75	Jessie Bates III (Wake Forest) vs UTAH STATE (Sep 16, 2017)
	66	Jazzee Stocker (Pitt) vs YOUNGSTOWN STATE (9/2/17)
Punt return TDs	1	Greg Stroman (Virginia Tech) vs DELAWARE (Sep 09, 2017)
Punt return avg	29.0	Greg Stroman (Virginia Tech) vs DELAWARE (Sep 09, 2017) [2-58]
	19.0	Greg Dortch (Wake Forest) vs PRESBYTERIAN (Aug 31, 2017) [4-76]
Kick returns	5	Michael Walker (Boston College) vs WAKE FOREST (Sep 09, 2017)
	5	Anthony Ratliff (North Carolina) vs LOUISVILLE (Sep 09, 2017)
	5	Seth Dawkins (Louisville) vs CLEMSON (Sep 16, 2017)
	5	Quadree Henderson (Pitt) vs OKLAHOMA STATE (9/16/17)



**2017 Atlantic Coast Conference
Individual Game Highs Through games of Sep 18, 2017**



Kick return yards	199	Anthony Ratliff (North Carolina) vs LOUISVILLE (Sep 09, 2017)
	146	Michael Walker (Boston College) vs WAKE FOREST (Sep 09, 2017)
Kick return avg	49.0	Sean Riley (Syracuse) vs CENTRAL MICHIGAN (Sep 16, 2017) [2-98]
	39.8	Anthony Ratliff (North Carolina) vs LOUISVILLE (Sep 09, 2017) [5-199]
Longest kick return	94	Anthony Ratliff (North Carolina) vs LOUISVILLE (Sep 09, 2017)
	64	Sean Riley (Syracuse) vs CENTRAL MICHIGAN (Sep 16, 2017)
Kick return TDs	1	Anthony Ratliff (North Carolina) vs LOUISVILLE (Sep 09, 2017)
Combined PR/KR yards	199	Anthony Ratliff (North Carolina) vs LOUISVILLE (Sep 09, 2017) [0pr-199kr]
	188	Michael Walker (Boston College) vs WAKE FOREST (Sep 09, 2017) [42pr-146kr]
Interceptions	2	Mark Gilbert (Duke) vs NORTHWESTERN (Sep 09, 2017)
	1	Justin Strnad (Wake Forest) vs PRESBYTERIAN (Aug 31, 2017)
	1	Lukas Denis (Boston College) at NIU (Sep 01, 2017)
	1	Bryon Fields Jr. (Duke) vs N.C. CENTRAL (Sep 02, 2017)
	1	Donnie Miles (North Carolina) vs CAL (Sep 02, 2017)
	1	Andre Smith (North Carolina) vs CAL (Sep 02, 2017)
	1	Bricen Garner (Pitt) vs YOUNGSTOWN STATE (9/2/17)
	1	Malek Young (Miami) vs BETHUNE-COOKMAN (Sep. 2, 2017)
	1	Chris Peace (Virginia) vs WILLIAM & MARY (Sep 02, 2017)
	1	Chucky Williams (Louisville) vs PURDUE (Sep 02, 2017)
	1	Stacy Thomas (Louisville) vs PURDUE (Sep 02, 2017)
	1	TreSean Smith (Louisville) vs PURDUE (Sep 02, 2017)
	1	Trevon Hill (Virginia Tech) vs West Virginia (Sep 03, 2017)
	1	Johnathan Alston (NC State) vs South Carolina (Sep 02, 2017)
	1	Jessie Bates III (Wake Forest) at Boston College (Sep 09, 2017)
	1	Cameron Glenn (Wake Forest) at Boston College (Sep 09, 2017)
	1	Essang Bassey (Wake Forest) at Boston College (Sep 09, 2017)
	1	Step Durham (Georgia Tech) vs JACKSONVILLE STATE (Sep 09, 2017)
	1	Lawrence Austin (Georgia Tech) vs JACKSONVILLE STATE (Sep 09, 2017)
	1	Airius Moore (NC State) vs MARSHALL (Sep 09, 2017)
	1	Jonathan Thomas (Syracuse) vs MIDDLE TENNESSEE (Sep 09, 2017)
	1	Dane Jackson (Pitt) at Penn State (Sep 09, 2017)
	1	Juan Thornhill (Virginia) vs INDIANA (Sep 09, 2017)
	1	Terrell Edmunds (Virginia Tech) vs DELAWARE (Sep 09, 2017)
	1	Lukas Denis (Boston College) vs NOTRE DAME (Sep 16, 2017)
	1	Ben Humphreys (Duke) vs BAYLOR (Sep 16, 2017)
	1	Jeremy McDuffie (Duke) vs BAYLOR (Sep 16, 2017)
	1	Joe Giles-Harris (Duke) vs BAYLOR (Sep 16, 2017)
	1	Myles Wolfolk (North Carolina) at Old Dominion (Sep 16, 2017)
	1	Shawn Boone (NC State) vs FURMAN (Sep 16, 2017)
	1	Evan Foster (Syracuse) vs CENTRAL MICHIGAN (Sep 16, 2017)
	1	Christopher Fredrick (Syracuse) vs CENTRAL MICHIGAN (Sep 16, 2017)
	1	Dorian O'Daniel (Clemson) at Louisville (Sep 16, 2017)
	1	Avonte Maddox (Pitt) vs OKLAHOMA STATE (9/16/17)
	1	Brenton Nelson (Virginia) vs UCONN (Sep 16, 2017)
	1	Greg Stroman (Virginia Tech) at ECU (Sep 16, 2017)
	1	Cameron Glenn (Wake Forest) vs UTAH STATE (Sep 16, 2017)
Interception return yds	73	Andre Smith (North Carolina) vs CAL (Sep 02, 2017)
	61	Stacy Thomas (Louisville) vs PURDUE (Sep 02, 2017)
Interception return avg	0.0	Mark Gilbert (Duke) vs NORTHWESTERN (Sep 09, 2017) [2-0]
Longest interception rtn	73	Andre Smith (North Carolina) vs CAL (Sep 02, 2017)
	61	Stacy Thomas (Louisville) vs PURDUE (Sep 02, 2017)
Interception return TDs	1	Bryon Fields Jr. (Duke) vs N.C. CENTRAL (Sep 02, 2017)
	1	Stacy Thomas (Louisville) vs PURDUE (Sep 02, 2017)



**2017 Atlantic Coast Conference
Individual Game Highs Through games of Sep 18, 2017**



	1	Essang Bassey (Wake Forest) at Boston College (Sep 09, 2017)
	1	Ben Humphreys (Duke) vs BAYLOR (Sep 16, 2017)
	1	Shawn Boone (NC State) vs FURMAN (Sep 16, 2017)
	1	Evan Foster (Syracuse) vs CENTRAL MICHIGAN (Sep 16, 2017)
	1	Dorian O'Daniel (Clemson) at Louisville (Sep 16, 2017)
All-purpose yards	260	Shaun Wilson (Duke) vs BAYLOR (Sep 16, 2017)
	249	TaQuon Marshall (Georgia Tech) vs Tennessee (Sep 04, 2017)
Tackles	16.0	Jordan Mack (Virginia) vs INDIANA (Sep 09, 2017) [7-9]
	15.0	Micah Kiser (Virginia) vs UCONN (Sep 16, 2017) [7-8]
Sacks	4.0	Austin Bryant (Clemson) vs AUBURN (Sep 09, 2017) [3-2]
	2.0	Anree Saint-Amour (Georgia Tech) vs JACKSONVILLE STATE (Sep 09, 2017) [2-0]
	2.0	T.D. Roof (Georgia Tech) vs JACKSONVILLE STATE (Sep 09, 2017) [2-0]
	2.0	Micah Kiser (Virginia) vs INDIANA (Sep 09, 2017) [2-0]
	2.0	James Hearn (Louisville) vs CLEMSON (Sep 16, 2017) [2-0]
	2.0	Micah Kiser (Virginia) vs UCONN (Sep 16, 2017) [2-0]
Tackles for loss	4.0	Austin Bryant (Clemson) vs AUBURN (Sep 09, 2017) [3-2]
	4.0	Tremaine Edmunds (Virginia Tech) vs DELAWARE (Sep 09, 2017) [3-2]



**2017 Atlantic Coast Conference
Individual Stellar Games Through games of Sep 18, 2017**



200-Yard Rushing Performances

249 TaQuon Marshall (Georgia Tech) vs Tennessee (Sep 04, 2017)

100-Yard Rushing Performances

249 TaQuon Marshall (Georgia Tech) vs Tennessee (Sep 04, 2017)
176 Shaun Wilson (Duke) vs BAYLOR (Sep 16, 2017)
149 Malik Williams (Louisville) at North Carolina (Sep 09, 2017)
148 Mark Walton (Miami) vs BETHUNE-COOKMAN (Sep. 2, 2017)
132 Lamar Jackson (Louisville) at North Carolina (Sep 09, 2017)
124 KirVonte Benson (Georgia Tech) vs Tennessee (Sep 04, 2017)
123 Jordon Brown (North Carolina) at Old Dominion (Sep 16, 2017)
122 Jon Hilliman (Boston College) vs NOTRE DAME (Sep 16, 2017)
120 Brittain Brown (Duke) vs N.C. CENTRAL (Sep 02, 2017)
120 Arkeem Byrd (Wake Forest) vs UTAH STATE (Sep 16, 2017)
108 Daniel Jones (Duke) vs NORTHWESTERN (Sep 09, 2017)
107 Lamar Jackson (Louisville) vs PURDUE (Sep 02, 2017)
105 Eric Dungey (Syracuse) vs CENTRAL MICHIGAN (Sep 16, 2017)
103 Travis Homer (Miami) vs BETHUNE-COOKMAN (Sep. 2, 2017)
101 Josh Jackson (Virginia Tech) vs West Virginia (Sep 03, 2017)

Number of 100-Yard Rushing Performances

Lamar Jackson, Louisville - 2
KirVonte Benson, Georgia Tech - 1
Brittain Brown, Duke - 1
Jordon Brown, North Carolina - 1
Arkeem Byrd, Wake Forest - 1
Eric Dungey, Syracuse - 1
Jon Hilliman, Boston College - 1
Travis Homer, Miami - 1
Josh Jackson, Virginia Tech - 1
Daniel Jones, Duke - 1
TaQuon Marshall, Georgia Tech - 1
Mark Walton, Miami - 1
Malik Williams, Louisville - 1
Shaun Wilson, Duke - 1

500-Yard Passing Performances

None

400-Yard Passing Performances

455 Kurt Benkert (Virginia) vs UCONN (Sep 16, 2017)
415 Ryan Finley (NC State) vs South Carolina (Sep 02, 2017)



**2017 Atlantic Coast Conference
Individual Stellar Games Through games of Sep 18, 2017**



300-Yard Passing Performances

- 455 Kurt Benkert (Virginia) vs UCONN (Sep 16, 2017)
- 415 Ryan Finley (NC State) vs South Carolina (Sep 02, 2017)
- 393 Lamar Jackson (Louisville) at North Carolina (Sep 09, 2017)
- 378 Lamar Jackson (Louisville) vs PURDUE (Sep 02, 2017)
- 372 Josh Jackson (Virginia Tech) at ECU (Sep 16, 2017)
- 341 Ryan Finley (NC State) vs MARSHALL (Sep 09, 2017)
- 328 Eric Dungey (Syracuse) vs C. CONNECTICUT STATE (Sep 01, 2017)
- 317 Lamar Jackson (Louisville) vs CLEMSON (Sep 16, 2017)
- 316 Kelly Bryant (Clemson) at Louisville (Sep 16, 2017)
- 305 Daniel Jones (Duke) vs NORTHWESTERN (Sep 09, 2017)

Number of 300-Yard Passing Performances

- Lamar Jackson, Louisville - 3
- Ryan Finley, NC State - 2
- Kurt Benkert, Virginia - 1
- Kelly Bryant, Clemson - 1
- Eric Dungey, Syracuse - 1
- Josh Jackson, Virginia Tech - 1
- Daniel Jones, Duke - 1

200-Yard Receiving Performances

None

100-Yard Receiving Performances

- 189 Cam Phillips (Virginia Tech) at ECU (Sep 16, 2017)
- 183 Jaylen, Smith (Louisville) at North Carolina (Sep 09, 2017)
- 139 Steve Ishmael (Syracuse) vs CENTRAL MICHIGAN (Sep 16, 2017)
- 138 Cam Phillips (Virginia Tech) vs West Virginia (Sep 03, 2017)
- 136 Doni Dowling (Virginia) vs UCONN (Sep 16, 2017)
- 134 Steve Ishmael (Syracuse) vs C. CONNECTICUT STATE (Sep 01, 2017)
- 129 Tabari Hines (Wake Forest) vs UTAH STATE (Sep 16, 2017)
- 127 T.J. Rahming (Duke) vs NORTHWESTERN (Sep 09, 2017)
- 127 Andre Levrone (Virginia) vs UCONN (Sep 16, 2017)
- 122 Olamide Zaccheaus (Virginia) vs UCONN (Sep 16, 2017)
- 121 Kelvin Harmon (NC State) vs MARSHALL (Sep 09, 2017)
- 120 Austin Proehl (North Carolina) vs LOUISVILLE (Sep 09, 2017)
- 117 Jaylen, Smith (Louisville) vs PURDUE (Sep 02, 2017)
- 116 Steve Ishmael (Syracuse) vs MIDDLE TENNESSEE (Sep 09, 2017)
- 115 Ray-Ray McCloud (Clemson) at Louisville (Sep 16, 2017)
- 114 Kelvin Harmon (NC State) vs South Carolina (Sep 02, 2017)
- 100 Traveon Samuel (Louisville) vs CLEMSON (Sep 16, 2017)

Number of 100-Yard Receiving Performances

- Steve Ishmael, Syracuse - 3
- Kelvin Harmon, NC State - 2
- Jaylen, Smith, Louisville - 2



**2017 Atlantic Coast Conference
Individual Stellar Games Through games of Sep 18, 2017**



Cam Phillips, Virginia Tech - 2
Doni Dowling, Virginia - 1
Tabari Hines, Wake Forest - 1
Andre Levrone, Virginia - 1
Ray-Ray McCloud, Clemson - 1
Austin Proehl, North Carolina - 1
T.J. Rahming, Duke - 1
Traveon Samuel, Louisville - 1
Olamide Zaccheaus, Virginia - 1