



VIRGINIA

2012-13 CAVALIER MEN'S BASKETBALL FINAL RELEASE

2012-13 Schedule/Results

11/9	at George Mason	L, 63-59
11/12	FAIRFIELD ¹	W, 54-45
11/13	DELAWARE ¹	L, 59-53
11/17	SEATTLE	W, 83-43
11/19	LAMAR ¹	W, 63-44
11/20	NORTH TEXAS ¹	W, 80-64
11/28	at Wisconsin ²	W, 60-54
12/1	GREEN BAY	W, 67-51
12/5	TENNESSEE	W, 46-38
12/8	MISS. VALLEY STATE	W, 67-39
12/19	MORGAN STATE	W, 75-57
12/22	vs. Old Dominion ³	L, 63-61
12/30	WOFFORD	W, 74-39
1/6	NORTH CAROLINA [*]	W, 61-52
1/9	at Wake Forest [*]	L, 55-52
1/12	at Clemson [*]	L, 59-44
1/19	FLORIDA STATE [*]	W, 56-36
1/24	at Virginia Tech [*]	W, 74-58
1/26	BOSTON COLLEGE [*]	W, 65-51
1/29	#19 NC STATE [*]	W, 58-55
2/3	at Georgia Tech [*]	L, 66-60
2/7	CLEMSON [*]	W, 78-41
2/10	at Maryland [*]	W, 80-69
2/12	VIRGINIA TECH [*]	W, 73-55
2/16	at North Carolina [*]	L, 93-81
2/19	at #2 Miami [*]	L, 54-50
2/24	GEORGIA TECH [*]	W, 82-54
2/28	#3 DUKE [*]	W, 73-68
3/3	at Boston College [*]	L, 53-52
3/7	at Florida State [*]	L, 53-51
3/10	MARYLAND [*]	W, 61-58 (OT)
3/15	vs. NC State ⁴	L, 75-56
3/19	NORFOLK STATE ⁵	W, 67-56
3/24	ST. JOHN'S ⁵	W, 68-50
3/27	IOWA ⁵	L, 75-64

* ACC game

1 NIT Season Tip-Off, Charlottesville, Va.

2 ACC/Big Ten Challenge, Madison, Wis.

3 Governor's Holiday Hoops Classic, Richmond, Va.

4 ACC Tournament, Greensboro, N.C.

5 National Invitation Tournament, Charlottesville, Va.

All Times Eastern

Rankings are Associated Press

2012-13 Final Release

Virginia (23-12, 11-7 ACC)



SEASON HIGHLIGHTS

- Virginia finished the season with a 23-12 record and 11-7 fourth-place mark in the ACC.
- Uva made its 13th NIT appearance, advancing to the NIT quarterfinals for the first time since 1992.
- Virginia posted back-to-back 20-win seasons for the first time since 1991-92 and 1992-93.
- Virginia won 22 or more games in back-to-back seasons for the first time since winning 30 in 1981-82 and 29 in 1982-83.
- The Cavaliers' 20 home wins (20-2) marked a school record.
- Uva's 19-game home winning streak marked a John Paul Jones Arena record and was its longest home winning streak since the school-record 34 game home winning streak (1980-83) at University Hall.
- The Cavaliers' 11 ACC wins were their most since 11 in 2006-07.
- Virginia is one of seven Division I teams to improve its win total in each of the last four years (Colorado State, Indiana, North Carolina Central, Oregon, Southeast Missouri State and Southern Miss).
- Uva is the only ACC team to improve its conference record in each of the last four seasons (5 wins in 2009-10, 7 wins in 2010-11, 9 wins in 2011-12 and 11 wins in 2012-13). Uva had four ACC wins in 2008-09.
- The Cavaliers concluded the ACC season with a 9-0 home record, marking the fourth time in school history they have gone undefeated at home during ACC action (1981, 1982, 2007 and 2013).
- Virginia went 2-1 vs. ranked opponents, defeating No. 3 Duke and No. 19 NC State.
- Virginia set a school record with 35 games played in 2012-13.
- The Cavaliers ranked fifth nationally in scoring defense at 55.6 points per game.

NIT RECAP

- The Cavaliers, who appeared in their first NIT since 2006, advanced to the NIT quarterfinals, defeating Norfolk State (67-56) and St. John's (68-50) before losing to Iowa (75-64).
- Freshman Justin Anderson averaged 19 points per game during NIT play, while Akil Mitchell led the rebounding effort with nine rebounds per game.
- Virginia is 17-11 all-time in the NIT.

ACC TOURNAMENT IN REVIEW

- The Cavaliers earned the No. 4 seed in the ACC Tournament with an 11-7 regular season record, earning the tiebreaker over NC State (11-7) with their 58-55 regular season win over the Wolfpack on Jan. 29.
- NC State defeated Virginia, 75-56, in the ACC Tournament quarterfinals.
- The Cavaliers are 0-4 in the last four ACC Tournament contests.

EMBRACE THE PACE

- The Cavaliers ranked in the top 16 nationally in six defensive categories: points per game (5th), assists per game (7th), points per possession (12th), possessions per 40 minutes (15th), fouls per game (15th) and field goal percentage (16th).
- The Cavaliers held 26 of their 35 opponents under 60 points this season.

- Uva held its ACC opponents under 60 points in 14 of 18 games.

- Uva held eight opponents under 50 points this season.

- Uva held four opponents (Tennessee, Mississippi Valley State, Wofford and Florida State) under 40 points.

NATIONAL DEFENSIVE RANKINGS

Points/Game	55.6	5th
Assists/Game	9.2	7th
Points/Possession	0.9	12th
Possessions/40 Minutes	61.5	15th
Fouls/Game	15.4	15th
Field Goal %	38.8	16th

20

FRESHMEN PRODUCTION

Virginia won a school-record 20 home games during the 2012-13 season. The Cavaliers won 19 consecutive games at

John Paul Jones Arena, marking its best home-winning streak since winning 34 from 1980-83.

Final Starting Lineup vs. Iowa (3/27/13)

G	1	Jontel Evans	Sr.	4.2 ppg	2.4 rpg	4.9 apg
G	2	Paul Jespersion	So.	4.7 ppg	2.2 rpg	0.9 apg
G	12	Joe Harris	Jr.	16.3 ppg	4.0 rpg	2.2 apg
G	23	Justin Anderson	Fr.	7.6 ppg	3.3 rpg	2.3 apg
F	25	Akil Mitchell	Jr.	13.1 ppg	8.9 rpg	1.3 spg

Virginia Athletics Media Relations • 154 John Paul Jones Arena, PO Box 400853, Charlottesville, VA 22904 • Office: (434) 982-5500 • Fax: (434) 982-5525

Erich Bacher (Primary Men's Basketball Contact)
Steve Kirkland (Secondary Men's Basketball Contact)

Office: (434) 982-5530
Office: (434) 982-5535

Cell: (720) 318-5538
Cell: (434) 825-5241

Email: bacher@virginia.edu
Email: skirkland@virginia.edu

National Rankings

ASSOCIATED PRESS (Monday, March 18)

1	Gonzaga (45)	31-2	1,604
2	Louisville (20)	29-5	1,579
3	Kansas	29-5	1,459
4	Indiana	27-6	1,410
5	Miami (FL)	27-6	1,353
6	Duke	27-5	1,297
7	Ohio State	26-7	1,243
8	Georgetown	25-6	1,204
9	Michigan State	25-8	1,038
10	New Mexico	29-5	989
10	Michigan	26-7	989
12	Kansas State	27-7	903
13	Saint Louis	27-6	810
14	Florida	26-7	768
15	Marquette	23-8	646
16	Syracuse	26-9	626
17	Oklahoma State	24-8	595
18	Wisconsin	23-11	528
19	Memphis	30-4	424
20	Pittsburgh	24-8	293
21	Arizona	25-7	259
22	Creighton	27-7	215
23	Notre Dame	25-9	198
24	UCLA	25-9	189
25	Oregon	26-8	172

Others receiving votes: Virginia Commonwealth 163, **North Carolina 51**, UNLV 38, Butler 17, **Florida State 14**, Ole Miss 13, Saint Mary's 11, Belmont 11, Colorado State 10, Wichita State 5, Montana 1

USA TODAY COACHES (Final)

1	Louisville (31)	34-5	775
2	Michigan	31-7	744
3	Syracuse	30-10	696
4	Wichita State	30-9	643
5	Duke	30-6	607
6	Ohio State	29-8	594
7	Indiana	29-7	568
8	Kansas	31-6	533
9	Florida	29-8	530
10	Miami (FL)	29-7	487
11	Marquette	26-9	475
12	Gonzaga	32-3	444
13	Michigan State	27-9	440
14	Arizona	27-8	359
15	Oregon	28-9	320
16	Saint Louis	28-7	265
17	Georgetown	25-7	253
18	Memphis	31-5	185
19	New Mexico	29-6	165
20	Kansas State	27-8	147
21	Creighton	28-8	134
22	Wisconsin	23-12	101
23	Virginia Commonwealth	27-9	99
24	La Salle	24-10	97
25	Florida Gulf Coast	26-11	91

Others receiving votes: Butler 76, Oklahoma State 63, Ole Miss 27, **North Carolina 26**, California 23, Baylor 23, Iowa State 16, Saint Mary's 15, Illinois 13, Colorado State 11, Temple 8, Pittsburgh 8, Iowa 7, UCLA 3, Weber State 1, Notre Dame 1, Minnesota 1, Belmont 1

2012-13 Opponents in Bold

- UVa held its opponent under 43 percent shooting from the field in 22 of 35 games.
- The Cavaliers held an opponent under 20 points in a half nine times.

HARRIS, MITCHELL AND EVANS HONORED BY ACSMA AND ACC COACHES

- Joe Harris was named to the All-ACC First Team by ACSMA and the ACC Coaches (unanimous).
- Akil Mitchell was named to the All-ACC Third Team by ACSMA and the ACC Coaches.
- Jontel Evans was named to the All-ACC Defensive Team by ACSMA and the ACC Coaches.
- Harris ranked second in the ACC in scoring at 18.4 ppg in league play.
- Mitchell ranked third in the ACC in rebounding at 8.8 rpg, while Evans was Virginia's top perimeter defender on a team that yielded a league-low 57.2 points per game in ACC play.

HEAD COACH TONY BENNETT

- Head coach Tony Bennett has posted a 76-53 mark in four seasons at UVa.
- Bennett has a 145-86 career record in seven seasons of collegiate coaching, including a 32-34 mark in ACC action.
- Bennett is 5-5 all-time in the postseason as a head coach (2-2 at UVa and 3-3 at WSU).
- Bennett, who has guided the Cavaliers to 22 or more wins in each of the last two seasons, has led Virginia to back-to-back postseason appearances (2011-12 NCAA and 2012-13 NIT).
- Bennett is the first UVa head coach to post back-to-back 20-win seasons since Jeff Jones in 1991-92 and 1992-93.
- UVa's 11 ACC wins in 2012-13 were its most since 11 in 2006-07.
- Bennett is one of 18 Division I head coaches who played in the NBA.

NO ORDINARY JOE

- Joe Harris averaged a career-high 16.3 points, 4.0 rebounds and 2.2 assists per game.
- Harris ranks second all-time at UVa in career 3-point shooting accuracy at 41 percent.
- Harris ranks sixth on UVa's career 3-pointer list with 191.
- Harris ranks 27th all-time at UVa with 1,255 career points.
- Harris' 77 3-pointers this season ranked ninth on Virginia's single-season list.
- Harris has led UVa in scoring 31 times and has scored in double figures 67 times in 98 career games.
- Harris led UVa in scoring 19 times this season and had nine 20-point games (20 vs. Delaware, 22 at Wisconsin, 20 vs. Green Bay, 22 vs. NC State, 21 vs. Clemson, 22 at Maryland, 26 vs. Virginia Tech, 27 at North Carolina and a career-high 36 vs. Duke).
- Harris and Akil Mitchell each started a school-record 35 games this season.

AKIL HAD A FEEL

- Akil Mitchell averaged a career-high 13.1 points and 8.9 rebounds per game.
- Mitchell averaged 9.0 points and 4.5 rebounds more per game this season than last season.
- Mitchell tallied 12 double-doubles this season (15-13 vs. Delaware, 14-16 vs. Seattle, 11-10 at Wisconsin, 13-12 vs. Tennessee, 15-12 vs. Morgan State, 10-10 at Wake Forest, 14-12 vs. NC State, 13-12 at Georgia Tech, 19-12 vs. Duke, 15-12 at Florida State, 15-10 vs. Maryland and 15-11 vs. Norfolk State).
- Mitchell's 12 doubles-doubles were the most since Travis Watson's 16 in 2002-03.
- Mitchell scored in double figures in 27 of 35 games.
- Mitchell scored a career-high 20 points vs. Green Bay (12/1/12) and Mississippi Valley State (12/8/12) and an ACC high of 19 points vs. Duke (2/28/13).
- Mitchell led UVa in rebounds in 28 games.

ACC INDIVIDUAL RANKINGS (ALL GAMES)

- Joe Harris ranked fourth in the ACC in scoring (16.3 ppg) and 3-point shooting accuracy (42.5%) and fifth in made 3-point field goals per game (2.2).
- Akil Mitchell ranked third in rebounding (8.9 rpg) and defensive rebounds per game (6.3), fourth in field goal percentage (54.5%), seventh in offensive rebounds per game (2.6), tied for 10th in steals per game (1.3) and 18th in scoring (13.1 ppg).

ACC INDIVIDUAL RANKINGS (ACC GAMES)

- In 18 ACC games, Joe Harris ranked second in scoring (18.4 ppg), fifth in 3-point field goal percentage (43%) and made 3-point field goals per game (2.4), sixth in free throw percentage (78.8%), eighth in field goal percentage (48.3%) and ninth in minutes per game (34.3).
- Akil Mitchell ranked second in field goal percentage (55%), third in rebounding (8.8 rpg) and defensive rebounds per game (6.4), tied for eighth in steals per game (1.2), ninth in offensive rebounds per game (2.4) and 18th in scoring (13 ppg).
- Jontel Evans ranked second in assists per game (5.3) and fifth in assist/turnover ratio (2.0).

RECORDS WATCH

- Jontel Evans finished his career ranked eighth on UVa's career assists list with 419.
- Evans ranks 11th on UVa's career steals list with 149.
- Joe Harris ranks sixth on UVa's career 3-pointers list with 191.
- Harris ranks 27th on UVa's career scoring list with 1,255 points.
- Harris ranked ninth on UVa's single-season 3-pointers list with 77.
- Akil Mitchell ranked seventh on UVa's single-season rebounds list with 312.

FOUNTAIN OF YOUTH

- Five Virginia freshmen (Justin Anderson, Taylor Barnette, Teven Jones, Evan Nolte and Mike Tobey) started at least one game this season.
- UVa freshmen scored all of the Cavaliers' bench points in 23 games, including a season-high 35 against Wofford (12/30/12).
- UVa freshmen scored a season-high 50 points vs. Seattle (11/17/12).
- Anderson led the newcomers in scoring (7.6 ppg), rebounding (3.3 rpg), assists (2.3) and blocked shots (1.2 bpg).
- UVa freshmen averaged 23.5 points per game, which marked the most since Cavalier freshmen averaged 27.3 ppg in 2003-04.
- Three different freshmen (Mike Tobey, Evan Nolte and Justin Anderson) led UVa in scoring nine times.
- UVa started three freshmen (Anderson, Tobey and Barnette) in a game vs. George Mason for the first time in school history.

ANDERSON NAMED ACC ROOKIE OF THE WEEK

- Justin Anderson earned ACC Rookie of the Week honors Feb. 11 after averaging 15.5 points, 5.0 rebounds, 2.5 assists and 1.5 steals in wins over Clemson and Maryland (2/10/13).
- He became Virginia's first ACC Rookie of the Week since KT Harrell in 2010-11.

HOLDING FOES UNDER 50

- Virginia was 8-0 this season when holding opponents under 50 points.
- Virginia is 25-1 when holding opponents under 50 points in the Tony Bennett era.

THE ELECTRIC 70s

- Virginia is 35-3 when scoring at least 70 points under Tony Bennett.
- The Cavaliers are 41-50 over the past four seasons when scoring under 70 points.

60 IS THE NEW 70

- UVa was 19-4 when scoring at least 60 points and 4-8 when scoring under 60 points.
- Last season, Virginia was 18-2 when scoring at least 60 points and 4-8 when scoring under 60 points.

NOT SO FAST BREAK

- Virginia held 33 of its 35 opponents to fewer than 10 fast break points.
- The Cavaliers held Wisconsin, Mississippi Valley State, Wake Forest, Clemson, Florida State, Virginia Tech and Georgia Tech without a fast break point.

CLEANING THE GLASS

- Virginia, which averaged 32.2 rebounds per game, outrebounded its opponent in 20 of 35 games and was 15-5 in those games.
- The Cavaliers grabbed eight or more offensive rebounds in 19 games.
- Akil Mitchell led Virginia in offensive rebounds (94), defensive rebounds (218) and total rebounds (312).

VIRGINIA VS. RANKED OPPONENTS

- Virginia is 122-309 vs. ranked opponents, including a 24-119 mark against top-5 foes, since 1953-54.
- The Cavaliers are 1-26 vs. No. 1-ranked opponents (86-73 vs. No. 1 North Carolina on Jan. 30, 1986).
- Virginia is 7-13 against ranked opponents, including a 1-6 mark vs. top five opponents, in the Tony Bennett era.
- The Cavaliers were 2-1 vs. ranked opponents this season, defeating No. 19 NC State (1/29/13) and No. 3 Duke (2/28/13) and losing at No. 2 Miami (2/19/13).

THERE'S NO PLACE LIKE HOME AT JPJ

- Virginia is 93-33 (.728) in seven seasons at John Paul Jones Arena.
- Virginia's 20 home wins this season (20-2) marked a school record, breaking the previous mark of 16 set in 2006-07 (first year of JPJA, 16-1).
- The Cavaliers' 19-game home winning streak was a JPJ record and their longest home winning streak since the school-record 34 game home winning streak (1980-83) at University Hall.
- Virginia is 55-17 (.764) at home under head coach Tony Bennett.
- The Cavaliers set a single-season school record by playing in 22 home games, surpassing the 20 home games in 2007-08.

UVa Records Watch
CAREER ASSISTS

Name	Career Assists
1. John Crotty (1988-91)	683
2. Jeff Jones (1979-82)	598
3. Sean Singletary (2005-08)	587
4. Donald Hand (1998-01)	529
5. Othell Wilson (1981-84)	493
6. Harold Deane (1994-97)	468
7. John Johnson (1985-88)	426
8. Jontel Evans (2010-pres.)	419
9. Cory Alexander (1992-95)	401
10. Barry Parkhill (1971-73)	369

CAREER STEALS

Name	Career Steals
1. Othell Wilson (1981-84)	222
2. Sean Singletary (2005-08)	200
3. Jeff Jones (1979-82)	189
Chris Williams (1999-02)	189
5. Harold Deane (1994-97)	179
Donald Hand (1998-01)	179
7. Bryant Stith (1989-92)	177
8. Richard Morgan (1986-89)	160
9. Adam Hall (1999-02)	157
10. Sammy Zeglinski (2008-12)	156
* Jontel Evans (2010-pres.)	149

CAREER 3-POINTERS

Name	Career 3FGs
1. Curtis Staples (1995-98)	413
2. Harold Deane (1994-97)	237
3. Sean Singletary (2005-08)	222
4. J.R. Reynolds (2004-07)	221
5. Sammy Zeglinski (2008-12)	200
6. Joe Harris (2011-pres.)	191

**CAREER 3FG PERCENTAGE
(MIN 100 3FG MADE)**

Name	FG-FGA	FG%
1. Keith Friel (2000-01)	107-254	.421
2. Joe Harris (2011-pres.)	191-466	.410
3. Todd Billet (2003-04)	156-398	.392
4. Curtis Staples (1995-98)	413-1079	.383
5. Roger Mason, Jr. (2000-02)	137-365	.375

1,000 POINT SCORERS

Name	Career Points
1. Bryant Stith (1989-92)	2,516
2. Jeff Lamp (1978-81)	2,317
3. Buzzy Wilkinson (1953-55)	2,233
4. Ralph Sampson (1980-83)	2,228
5. Sean Singletary (2005-08)	2,079
10. Curtis Staples (1995-98)	1,757
20. Jim Connelly (1965-67)	1,426
25. Cory Alexander (1992-95)	1,286
26. Tony Laquintano (1960-62)	1,263
27. Joe Harris (2011-pres.)	1,255
28. Marc Iavaroni (1975-78)	1,244
29. Tom Sheehy (1984-87)	1,241
30. Billy Langloh (1974-77)	1,240

NOTE WORTHY

- The Cavs were 23-10 when limiting opponents to less than 50 percent shooting from the field.
- UVa was 13-5 when shooting 70 percent or better from the free throw line.
- Virginia reserves scored 10 or more points in 31 of 35 games.
- UVa used nine different starting lineups this season.
- Joe Harris and Akil Mitchell started every game.
- Virginia's 154 blocked shots are its most since 156 in 1998-99.
- UVa's 56-36 win over Florida State on Jan. 19 tied a school record for fewest points allowed to an ACC opponent (NC State, 36, Feb. 10, 1982).
- The 84 combined points in the Virginia-Tennessee game tied for the lowest total in UVa history during the shot-clock era (UVa 46-38).
- UVa allowed under 40 points for two straight games (vs. Tennessee and Mississippi Valley State) for the first time since 1948-49 (38 by Langley Field, 39 by Richmond Royals).

LONG RANGE BOMBERS

- UVa shot 38.5 percent from 3-point land, its second-best mark since shooting 38.8 percent in 2010-11.
- UVa made 213 3-pointers in 35 games this season, eclipsing last year's total of 155 in 32 games.
- The Cavaliers made a season-high 12 3-pointers at North Carolina (2/16/13).
- Virginia made 10 or more 3-pointers in four games.
- Virginia shot 50 percent or better from 3-point range in seven games (North Texas, Green Bay, Wofford, North Carolina (2), Florida State and Maryland).
- The Cavaliers set a John Paul Jones Arena team record for 3-point shooting percentage in a game by drilling 8-of-11 (72.7%) shots beyond the arc vs. North Texas (11/20/12).

ALL-TIME VS. ACC OPPONENTS

- Virginia is 511-684 all-time against current ACC members (9-7 vs. Boston College, 69-52 vs. Clemson, 84-53 vs. Virginia Tech, 49-115 vs. Duke, 18-22 vs. Florida State, 35-39 vs. Georgia Tech, 73-106 vs. Maryland, 5-10 vs. Miami, 50-128 vs. UNC, 59-82 vs. NC State and 60-70 vs. Wake Forest.)

VIRGINIA PICKED 7TH IN THE ACC

- Virginia was selected seventh in the preseason poll at ACC Operation Basketball.
- The Cavaliers, who were picked fourth and finished fourth last season, have finished at or higher than their predicted finish in each of the last five seasons.
- NC State was the preseason favorite, followed by Duke, North Carolina, Florida State, Miami, Maryland, Virginia, Clemson, Georgia Tech, Virginia Tech, Wake Forest and Boston College.

INSIDE THE EIGHT-GAME WINNING STREAK

- UVa's eight-game winning streak from Nov. 17-Dec. 19 was its longest since last year's 11-game winning streak from Nov. 19, 2011-Jan. 7, 2012.
- UVa shot 48 percent from the floor, 39.8 percent from the 3-point line and 75.7 percent from the free-throw line during the streak.
- UVa averaged 67.6 points per game and allowed 48.8 points per game during the streak.
- The Cavaliers limited opponents to 32.2 percent shooting from the floor and 24.4 percent from the 3-point line during the streak.
- Akil Mitchell led UVa in scoring during the streak at 13.9 points per game.

NONCONFERENCE RECAP

- UVa was 12-5 in nonconference action this season and 44-19 in four years under head coach Tony Bennett.
- UVa started the season 1-2 in nonconference action as point guard Jontel Evans missed the first two games against George Mason and Fairfield and played just three minutes in the loss to Delaware. Point guard Teven Jones missed all three games to start the season due to suspension and injury.
- UVa posted nonconference wins vs. Fairfield (54-45), Seattle (83-43), Lamar (63-44), North Texas (80-64), Wisconsin (60-54), Green Bay (67-51), Tennessee (46-38), Mississippi Valley State (67-39), Morgan State (75-57), Wofford (74-39), Norfolk State (67-56) and St. John's (68-50).

ABOUT THE 2012-13 SCHEDULE

- Five of Virginia's opponents earned NCAA Tournament berths (Miami, Duke, North Carolina, North Carolina State and Wisconsin).
- Three of Virginia's opponents earned NIT bids (Tennessee, Maryland and Florida State)
- One opponent competed in the College Basketball Invitational (George Mason).
- Two opponents competed in the CollegenInsider.com Postseason Tournament (Green Bay and Fairfield).

Virginia's Record When...

	All	ACC
Leading at the half:	18-3	7-2
Trailing at the half:	5-8	4-4
Tied at the half:	0-1	0-1
Playing Overtime	-	-
Shooting 50% or better	11-1	5-1
Shooting between 40-49.9%	10-2	5-2
Shooting less than 40%	2-9	1-4
Opponents shoot 50% or better	0-2	0-1
Opponents shoot less than 50%	23-10	11-6
UVa outrebounds its opponent	15-4	5-2
Opponent outrebounds UVa	7-7	5-4
Teams are tied in rebounds	1-1	1-1
UVa has 10 or more steals	1-0	-
UVa shoots 70% FT or better	13-5	6-3
UVa shoots less than 70% FT	10-7	5-4
Scoring less than 50 points	1-1	0-1
Scoring 50-59 points	3-7	2-4
Scoring 60-69 points	9-3	3-1
Scoring 70-79 points	6-0	4-0
Scoring 80-89 points	4-1	2-1
Scoring more than 90 points	-	-
Allowing fewer than 50 points	8-0	2-0
Allowing 50-59 points	12-6	7-5
Allowing 60-69 points	3-3	2-1
Allowing 70-79 points	0-2	-
Allowing 80-89 points	-	-
Allowing 90 or more points	0-1	0-1
Playing in John Paul Jones Arena	20-2	9-0
Playing on the road	3-8	2-7
Playing on a neutral court	0-2	-
Game decided by 1-4 points	2-6	2-4
Game decided by 5-10 points	5-2	2-1
Game decided by 11 or more pts	16-4	7-2
Playing at night	15-8	8-4
Playing in the afternoon	8-4	3-3
Playing on Monday	2-0	-
Playing on Tuesday	4-2	2-1
Playing on Wednesday	3-2	0-1
Playing on Thursday	3-1	3-1
Playing on Friday	0-2	-
Playing on Saturday	5-3	2-2
Playing on Sunday	6-2	4-2
Playing in November	5-2	-
Playing in December	5-1	-
Playing in January	5-2	5-2
Playing in February	5-3	5-3
Playing in March	3-4	1-2
Playing on TV	16-11	11-7
Playing Online Only	5-1	-

PERRANTES AND HALL SIGN WITH VIRGINIA

- Virginia signed standout guards London Perrantes (Woodland Hills, Calif.) and Devon Hall (Virginia Beach, Va.) to National Letters of Intent on Nov. 14.
- Perrantes was ranked No. 86 on ESPN's Top 100 recruiting list for 2013, while Hall was ranked No. 77 on Rivals.com's Prospect Ranking list.

WATSON WAS VIRGINIA'S 2013 ACC TOURNAMENT LEGEND

- Former Virginia standout power forward Travis Watson was honored at the 2013 ACC Tournament as Cavaliers' ACC Men's Basketball Tournament Legend.
- Watson was a three-time All-ACC performer and four-year letterwinner from 1999-2003.
- Watson was a four-year starter, leading Virginia to a 72-48 record and four straight postseason tournament appearances, including three NIT bids and one NCAA appearance.

BROGDON REDSHIRED THIS SEASON

- Sophomore guard Malcolm Brogdon redshirted this season while recovering from successful foot surgery performed on March 7, 2012.
- Brogdon averaged 6.7 points and 2.8 rebounds per game in 28 games last season.

EUROPEAN TOUR RECAP

- UVa posted a 2-3 mark during its five-game European Tour this past August.
- UVa competed against teams from the Netherlands, Belgium and France. Joe Harris led Virginia in scoring in Europe, averaging 15.6 points per game, while Jontel Evans averaged 7.8 assists per game. Akil Mitchell was UVa's top rebounder, pulling down 50 boards in the five games.

McKAY PARTICIPATING IN "SHOTS FROM THE HEART"

- Associate Head Coach Ritchie McKay participated in "Shots from the Heart," a project designed to raise awareness for the growing problem of heart disease, for the third consecutive year.
- College basketball coaches are competing against one another in a free throw shooting tournament, which benefits the American Heart Association.
- The event also pays tribute to the late Skip Prosser, who passed away on July 26, 2007 of a heart attack.
- This season, McKay defeated Tennessee Tech's Russ Willemson in the round of 64 and faced Middle Tennessee's Monte Towe in the round of 32.
- McKay reached the quarterfinals in 2011 and round of 32 in 2012.

COACH'S CORNER RADIO SHOW

- The Farm Bureau Insurance Coach's Corner with Tony Bennett and the "Voice of the Cavaliers" Dave Koehn at the Wild Wing Cafe in Charlottesville aired on the Virginia Sports Radio Network and at VirginiaSports.com throughout the basketball season. The schedule for the Coach's Corner was as follows: Dec. 3, 10, 17; Jan. 2, 7, 14, 21, 28; Feb. 4, 11, 20, 25; March 4, 11, 18, 25 and April 1.

Head Coach Tony Bennett
4TH SEASON AT VIRGINIA


Alma Mater: Green Bay '92
Hometown: Green Bay, Wis.

CAREER HEAD COACHING RECORD

76-53 4 seasons at Virginia
69-33 3 seasons at Washington State
145-86 7 seasons

AT VIRGINIA

- Has improved Virginia's record in each of his first four seasons (15 wins in 2009-10, 16 wins in 2010-11, 22 wins in 2011-12 and 23 wins in 2012-13)
- Has improved Virginia's ACC record in each of his first four seasons (5 wins in 2009-10, 7 wins in 2010-11, 9 wins in 2011-12 and 11 wins in 2012-13)
- Recorded his 100th career win at Maryland in the 2010-11 regular-season finale
- First coach in Virginia history to win his first three ACC games


AT WASHINGTON STATE

- 2007 National Coach of the Year
- Led WSU to the 2007 and 2008 NCAA Tournaments
- 2008 NCAA Sweet Sixteen
- Led WSU to the highest ranking in school history (No. 4)

PLAYING CAREER

- Played for his father, Dick Bennett, at Green Bay
- Two-time Mid-Continent Conference Player of the Year
- Finished career as the all-time leading scorer in conference history with 2,285 points

Bennett's Year-by-Year Coaching Record

Year	School	Record	Conference	Postseason
2006-07	Washington State	26-8	13-5	NCAA 2nd Round
2007-08	Washington State	26-9	11-7	NCAA Sweet 16
2008-09	Washington State	17-16	8-10	NIT First Round
2009-10	Virginia	15-16	5-11	
2010-11	Virginia	16-15	7-9	
2011-12	Virginia	22-10	9-7	NCAA Second Round
2012-13	Virginia	23-12	11-7	NIT Quarterfinals
Totals		145-86	64-56	

2012-13 Honors

- All-ACC (Coaches)..... Joe Harris (First Team)
Akil Mitchell (Third Team)
- All-ACC (ACSMA)..... Joe Harris (First Team)
Akil Mitchell (Third Team)
- All-ACC Defensive (Coaches)..... Jontel Evans
- ACC All-Defensive (ACSMA)..... Jontel Evans
- USBWA All-District III Joe Harris
- NABC All-District II..... Joe Harris
- Lefty Driesell Defensive All-America Team..... Jontel Evans
- VaSID All-State Honors Joe Harris (First Team)
Akil Mitchell (Second Team)
- ACC Rookie of the Week..... Justin Anderson (Feb. 11)

No.	Player	Pos.	Yr.	Ht.	Wt.	Hometown	PPG	RBG	A	BLK	STL	MPG
0	Doug Browman (<i>Brow-man</i>) • Played in 20 games	G	Sr.	5-11	171	Midlothian, Va.	0.1	0.8	13	0	1	5.9
1	Jontel Evans • Averaged 4.9 assists in 2012-13 and finished career ranked eighth at UVa with 419 assists	G	Sr.	5-11	193	Hampton, Va.	4.2	2.4	126	0	25	29.0
2	Paul Jespersion (<i>JESS-per-sen</i>) • Started 33 games and made at least one 3-pointer in 12 consecutive games from Feb. 13-March 15	G	So.	6-6	198	Merrill, Wis.	4.7	2.2	30	16	18	25.7
4	Taylor Barnette • Tallied a career-high 13 points vs. St. John's (3/24/13) and shot 19-44 (43.2%) from 3-point range	G	Fr.	6-3	172	Lexington, Ky.	2.6	0.7	19	1	1	9.5
5	Teven Jones • Started nine games and tallied a career-high 13 points vs. North Texas (11/20/12)	G	R-Fr.	6-0	180	Kannapolis, N.C.	2.9	0.7	34	2	14	13.5
10	Mike Tobey • Scored in double figures in eight games and missed five games from Feb. 7-19 with mononucleosis	F/C	Fr.	6-11	227	Monroe, N.Y.	6.8	2.9	13	18	3	13.9
11	Evan Nolte • Established career high in points (18), 3-pointers (5) and steals (4) at Virginia Tech (1/24/13)	F	Fr.	6-8	207	Milton, Ga.	5.7	2.4	36	16	27	19.8
12	Joe Harris • Named to the All-ACC First Team and scored 20 or more points in nine games, including a career-high 36 vs. Duke (2/28/13)	G	Jr.	6-6	223	Chelan, Wash.	16.3	4.0	76	17	31	32.5
13	Anthony Gill • Sat out the 2012-13 season after transferring from South Carolina	F	So.	6-8	229	Charlotte, N.C.	--	--	--	--	--	--
21	Justin Miller • Joined the team as a walk-on after transferring from Missouri. Did not play this season	G	Fr.	6-1	175	Columbia, Mo.	--	--	--	--	--	--
22	Malcolm Brogdon • Redshirted the 2012-13 season while recovering from foot surgery	G	So.	6-5	210	Norcross, Ga.	--	--	--	--	--	--
23	Justin Anderson • Started 17 games, tallied a career-high 24 points vs. Iowa (3/27/13) and averaged a team-leading 19 points per game during the NIT	G	Fr.	6-6	226	Montross, Va.	7.6	3.3	81	42	30	24.0
24	Caid Kirven • Played in six games	F	Fr.	6-8	217	Raleigh, N.C.	0.0	0.6	0	0	0	2.4
25	Akil Mitchell (<i>Ah-keel</i>) • Named to the All-ACC Third Team and posted 12 double-doubles	F	Jr.	6-8	230	Charlotte, N.C.	13.1	8.9	52	14	45	30.5
30	Thomas Rogers • Played in 10 games	G	Jr.	6-6	206	Farmville, Va.	0.0	0.6	2	0	0	2.4
32	Darion Atkins (<i>Derry-on</i>) • Started 12 games and missed eight games with a right shin injury	F	So.	6-8	225	Clinton, Md.	4.7	3.1	9	28	11	15.7

Head Coach:
Tony Bennett (Green Bay '92 / fourth season at Virginia)

Associate Head Coach:
Ritchie McKay (Seattle Pacific '87 / fourth season at Virginia)

Assistant Coaches:
Ron Sanchez (SUNY-Oneonta '97 / fourth season at Virginia)

Jason Williford (Virginia '95 / fourth season at Virginia)

Director of Basketball Operations:
Brad Soucie (Christian Heritage '91 / fourth season at Virginia)

Asst. AD for Men's Basketball Administration:
Ronnie Wideman (Washington State '06 / fourth season at Virginia)

Graduate Manager:
Mark Vershaw (Wisconsin '01 / first season at Virginia)

Technology & Scouting Assistant:
Marlon Stewart (Washington State '08 / first season at Virginia)

Strength and Conditioning Coach:
Mike Curtis (Virginia '98 / fourth season at Virginia)

Athletic Trainer:
Ethan Saliba (Kansas '79 / 30th year at Virginia)

Virginia's Game-by-Game Starting Lineup

Opponent	Guard	Guard	Guard	Forward	Forward	Record	Opponent	Guard	Guard	Guard	Forward	Forward	Record
@ GMU	Barnette	Harris	Anderson	Mitchell	Tobey	0-1	Boston College	Evans	Harris	Jespersion	Mitchell	Nolte	3-0
Fairfield	Barnette	Harris	Jespersion	Mitchell	Atkins	1-0	NC State	Evans	Harris	Jespersion	Mitchell	Nolte	4-0
Delaware	Anderson	Harris	Jespersion	Mitchell	Nolte	0-1	@ Georgia Tech	Evans	Harris	Jespersion	Mitchell	Nolte	4-1
Seattle	Anderson	Harris	Jespersion	Mitchell	Nolte	1-1	Clemson	Evans	Harris	Jespersion	Mitchell	Anderson	1-0
Lamar	Jones	Harris	Jespersion	Mitchell	Nolte	1-0	@ Maryland	Evans	Harris	Jespersion	Mitchell	Anderson	2-0
North Texas	Jones	Harris	Jespersion	Mitchell	Atkins	1-0	Virginia Tech	Evans	Harris	Jespersion	Mitchell	Anderson	3-0
@ Wisconsin	Jones	Harris	Jespersion	Mitchell	Atkins	2-0	@ No. Carolina	Evans	Harris	Jespersion	Mitchell	Anderson	3-1
Green Bay	Jones	Harris	Jespersion	Mitchell	Atkins	3-0	@ Miami	Evans	Harris	Jespersion	Mitchell	Anderson	3-2
Tennessee	Evans	Harris	Jespersion	Mitchell	Atkins	1-0	Georgia Tech	Evans	Harris	Jespersion	Mitchell	Anderson	4-2
MVSU	Jones	Harris	Jespersion	Mitchell	Atkins	4-0	Duke	Evans	Harris	Jespersion	Mitchell	Anderson	5-2
Morgan State	Jones	Harris	Jespersion	Mitchell	Atkins	5-0	@ Boston Coll.	Evans	Harris	Jespersion	Mitchell	Anderson	5-3
vs. ODU	Jones	Harris	Jespersion	Mitchell	Atkins	5-1	@ Florida State	Evans	Harris	Jespersion	Mitchell	Anderson	5-4
Wofford	Jones	Harris	Jespersion	Mitchell	Atkins	6-1	Maryland	Evans	Harris	Jespersion	Mitchell	Anderson	6-4
North Carolina	Jones	Harris	Jespersion	Mitchell	Atkins	7-1	vs. NC State	Evans	Harris	Anderson	Mitchell	Tobey	0-1
@ Wake Forest	Evans	Harris	Jespersion	Mitchell	Atkins	1-1	Norfolk State	Evans	Harris	Jespersion	Mitchell	Anderson	7-4
@ Clemson	Evans	Harris	Jespersion	Mitchell	Atkins	1-2	St. John's	Evans	Harris	Jespersion	Mitchell	Anderson	8-4
Florida State	Evans	Harris	Jespersion	Mitchell	Nolte	1-0	Iowa	Evans	Harris	Jespersion	Mitchell	Anderson	9-4
@ Virginia Tech	Evans	Harris	Jespersion	Mitchell	Nolte	2-0							

VIRGINIA ALL-TIME IN THE NATIONAL INVITATION TOURNAMENT (17-11)

Date	Site - Round	Opponent	Score
1941	New York, N.Y. - Quarterfinal	CCNY	L 35-64
1972	New York, N.Y. - Quarterfinal	Lafayette	L 71-72
1978	Charlottesville, Va. - 1st Round	Georgetown	L 68-70 (OT)
1979	Charlottesville, Va. - 1st Round	Northeast Louisiana (<i>now Louisiana-Monroe</i>)	W 79-78
	Birmingham, Ala. - 2nd Round	Alabama	L 88-90
1980	Charlottesville, Va. - 1st Round	Lafayette	W 67-56
	Charlottesville, Va. - 2nd Round	Boston College	W 57-55
	Charlottesville, Va. - Quarterfinal	Michigan	W 79-68
	New York, N.Y. - Semifinal	UNLV	W 90-71
	New York, N.Y. - Final	Minnesota	W 58-55
1985	Morgantown, W.Va. - 1st Round	West Virginia	W 56-55
	Charlottesville, Va. - 2nd Round	St. Joseph's	W 68-61
	Knoxville, Tenn. - Quarterfinal	Tennessee	L 54-61
1992	Villanova, Pa. - 1st Round	Villanova	W 83-80
	Charlottesville, Va. - 2nd Round	Tennessee	W 77-52
	Richmond, Va. - Quarterfinal	New Mexico	W 76-71
	New York, N.Y. - Semifinal	Florida	W 62-56
	New York, N.Y. - Final	Notre Dame	W 81-76 (OT)
2000	Charlottesville, Va. - 1st Round	Georgetown	L 111-115 (30T)
2002	Charlottesville, Va. - 1st Round	South Carolina	L 67-74
2003	Charlottesville, Va. - 1st Round	Brown	W 89-73
	Jamaica, N.Y. - 2nd Round	St. John's	L 63-73
2004	Charlottesville, Va. - 1st Round	George Washington	W 79-66
	Villanova, Pa. - 2nd Round	Villanova	L 63-73
2006	Stanford, Calif. - 1st Round	Stanford	L 49-65
2013	Charlottesville, Va. - 1st Round	Norfolk State	W, 67-56
	Charlottesville, Va. - 2nd Round	St. John's	W, 68-50
	Charlottesville, Va. - Quarterfinal	Iowa	L, 75-64

The Last Time

VIRGINIA INDIVIDUALS

- **Scored 30 points:** Joe Harris (36) vs. Duke (2/28/13)
- **Scored 40 points:** Sean Singletary (41) at Miami (3/1/08)
- **Two players with 20 points:** Joe Harris (20) and Akil Mitchell (20) vs. Green Bay (12/1/12)
- **Three players with 20 points:** Chris Williams (27), Roger Mason, Jr. (22) and Donald Hand (20) vs. Duke (1/5/00)
- **Four players with 20 points:** Chris Williams (23), Donald Hand (22), Adam Hall (21), and Travis Watson (20) vs. Georgetown (3/15/00)
- **A player with back-to-back 25-point games:** Joe Harris, 26 vs. Virginia Tech (2/12/13), 27 at North Carolina (2/16/13)
- **One player scored in double figures:** Joe Harris (16) at Miami (2/19/13)
- **No players scored in double figures:** vs. Maryland (1/27/11)
- **Five players scored in double figures:** Justin Anderson (14), Teven Jones (13), Evan Nolte (13), Joe Harris (12), Darion Mitchell (10) vs. North Texas (11/20/12)
- **Six players scored in double figures:** Sean Singletary (27), Adrian Joseph (13), Jamil Tucker (13), Mamadi Diane (12), Calvin Baker (11), Laurynas Mikalauskas (11), vs. Maryland (3/9/08)
- **Seven players scored in double figures:** Cornel Parker (20), Junior Burrough (15), Ted Jeffries (14), Cory Alexander (13), Jason Williford (12), Yuri Barnes (11) and Doug Smith (11) vs. Clemson (1/13/93)
- **Had 15 rebounds:** Akil Mitchell (16) vs. Seattle (11/17/12)
- **Had 20 rebounds:** Travis Watson (20) vs. Wofford (1/2/03)
- **Had 25 rebounds:** Bob Mortell (25) vs. Washington & Lee (2/27/60)
- **Two players with 10 rebounds:** Akil Mitchell (12) and Mike Scott (10) vs. NC State (3/9/11)
- **Three players with 10 rebounds:** Yuri Barnes (13), Jason Williford (12) and Junior Burrough (11) vs. Rice (12/4/93)
- **Double-Double:** Akil Mitchell (15 pts, 11 rebs) vs. Norfolk State (3/19/13)
- **Two players had a double-double:** Mike Scott (23 pts, 10 rebs) and Akil Mitchell (10 pts, 12 rebs) vs. NC State (3/9/12)
- **Three players had a double-double:** Jason Williford (10 pts, 15 rebs), Ted Jeffries (23 pts, 10 rebs), and Cornel Parker (11 pts, 11 rebs) at William & Mary (1/25/93)
- **Double-Double with points and assists:** Sean Singletary (22 pts, 10 assts) vs. Old Dominion (3/24/08)
- **Triple-Double:** Ralph Sampson (15 pts, 22 rebs, 10 blks) vs. Old Dominion (12/29/79)
- **Four Double-Doubles in a row:** Mike Scott [5 in a row] (27 pts, 15 rebs) vs. Oklahoma (11/23/10), (16 pts, 10 rebs) vs. Wichita State (11/24/10), (17 pts, 12 rebs) at Minnesota (11/29/10), (21 pts, 13 rebs) at Virginia Tech (12/5/10), (10 pts, 13 rebs) vs. Radford (12/7/10)
- **20 points and 20 rebounds:** Travis Watson (21 pts, 20 rebs) vs. Wofford (1/2/03)
- **10 assists:** Jontel Evans (10) vs. Howard (1/4/11)
- **5 Blocked Shots:** Justin Anderson (5) vs. Iowa (3/27/13)
- **5 Steals:** Jontel Evans (5) vs. Green Bay (12/1/12)
- **Led UVA in Points, Rebounds and Assists:** Joe Harris (19 pts, 8 rebs, 3 assts) vs. at George Mason (11/9/12)
- **Hit a last second shot to win a game:** Sean Singletary vs. Duke (2/1/07) [jumper with one second in OT]; J.R. Reynolds vs. Loyola Marymount (12/23/04) [layup with 1.5 seconds in regulation]
- **Played every minute:** Sylvan Landesberg (45) vs. Clemson (2/15/09)
- **Played more than 40 minutes:** Mike Scott (44), Sammy Zeglinski (44), Jontel Evans (42) at Maryland (3/4/12)

VIRGINIA TEAM

- **Won in Overtime:** vs. Maryland, 61-58 (3/10/13)
- **Lost in Overtime:** vs. Miami, 62-69 (3/10/11)
- **Played Two Overtimes:** vs. Maryland, L 89-92 (2/19/05)
- **Played Three Overtimes:** vs. Georgetown, L 111-115 (3/15/00)
- **Shot 70 percent for a Half:** 77.3% (17-22) vs. Boston College - 2nd Half (1/26/13)
- **Shot 60 percent in a Game:** 63.8% (30-47) vs. Wofford (12/30/12)
- **Shot less than 30 percent in a Game:** 28.6% (16-56) vs. Duke (2/16/11)
- **Shot 90 percent from the free throw line:** 100% (11-11) vs. Lamar (11/19/12)
- **Shot 50 percent from 3-point line:** 57.1% (12-21) at North Carolina (2/16/13)
- **Shot less than 30 percent in a half:** 28.6% (8-28) in 2nd Half at Georgia Tech (2/3/13)
- **Shot less than 20 percent in a half:** 16.7% (4-24) in 2nd Half vs. Radford (12/7/10)
- **Shot 55 percent or better and lost:** 58.5% (31-53) at North Carolina (2/16/13)
- **Attempted 50 FTs:** 52 (made 34) vs. Howard (12/12/94)
- **Made 30 FTs:** 31 (36 att.) vs. Tennessee (3/18/07)
- **Made 10 3-pt FGs:** 12 at North Carolina (2/16/13)
- **Failed to make a 3-pt FG:** vs. Drake (11/21/11)
- **Had 50 rebounds:** 50 vs. North Carolina (1/15/09)
- **Had 25 assists:** 27 vs. Howard (11/21/01)
- **Had 15 steals:** 16 vs. NC State (2/24/08)
- **Had 10 blocks:** 10 at Virginia Tech (1/10/09)
- **Scored 50 pts in a half:** 58 at Minnesota, 2nd half (11/29/10)
- **Scored 60 pts in a half:** 60 vs. Gonzaga, 1st half (1/3/07)
- **Scored 70 pts in a half:** 70 vs. Coastal Carolina, 2nd half (11/20/00)
- **Scored 100 pts (ACC):** 103 vs. Maryland (1/16/07)
- **Scored 100 pts (non-conf):** 107 vs. VMI (11/16/08)
- **Scored under 20 pts in 1st half:** 15 vs. Delaware (11/13/12)
- **Scored under 20 pts in 2nd half:** 16 vs. BC (2/26/11)
- **Scored under 50 pts in a game:** 46 vs. Tennessee (12/5/12)
- **Defeated top-5 opponent:** 73-68 vs. #3 Duke (2/28/13)
- **Defeated top-5 opponent on the road:** 77-69 at #3 Duke (1/17/93)
- **Defeated top-ranked opponent:** 86-73 vs. #1 North Carolina (1/30/86)

OPPONENT INDIVIDUALS

- **Scored 30 points:** Erick Green (35), Virginia Tech (1/24/13)
- **Scored 35 points:** Erick Green (35), Virginia Tech (1/24/13)
- **Scored 40 points:** J.J. Redick (40), Duke (1/28/06)
- **Scored 50 points:** Len Chappell (50), Wake (2/12/62)
- **Two players with 20 points:** Seth Curry (28) and Quinn Cook (22), Duke (2/28/13)
- **Three players with 20 points:** Seth Curry (26), Kyle Ohman (26), Anthony Smith (21), Liberty (11/25/08)
- **Two players with 30 points:** Trevor Powell (31) and Tony Smith (31), Marquette (2/3/90)
- **No players scored in double figures:** Florida State (1/19/13)
- **Five players scored in double figures:** Isaiah Thomas (18), C.J. Wilcox (17), Abdul Gaddy (12), Terrence Ross (12), Justin Holiday (11), Washington (11/22/10)
- **Six players scored in double figures:** C.J. Harris (15), Ari Stewart (12), Travis McKie (12), J.T. Terrell (11), Ty Walker (11), Gary Clark (10), at Wake Forest (1/29/11)
- **Seven players scored in double figures:** Stanley Burrell (15), Drew Lavender (13), C.J. Anderson (12), B.J. Raymond (12), Josh Duncan (11), Charles Bronson (11), and Jason Love (10), at Xavier (1/3/08)
- **Double-Double:** Rob Johnson (19 pts, 13 rebs), Norfolk State (3/19/13)
- **Double-Double with points and assists:** Eric Hayes (10 pts, 11 assts), at Maryland (1/20/09)
- **Two players had a double-double:** C.J. Leslie (20 pts, 14 rebs) & Richard Howell (12 pts, 11 rebs), NC State (1/29/13)
- **Had 15 rebounds:** Jamelle Hagins (16), Delaware (11/13/12)
- **Had 20 rebounds:** Tim Duncan (23), Wake (2/22/97)
- **Had 10 assists:** Eric Hayes (11), at Maryland (1/20/09)
- **5 Blocked Shots:** Alex Len (5), at Maryland (2/10/13)
- **5 Steals:** Sir'Dominic Porter (5), St. John's (3/24/13)
- **Hit a last second shot to win a game:** Ian Miller of Florida State (3/1/12) [0.8 seconds in regulation]

OPPONENT TEAM

- **Shot less than 30 percent in a Game:** 26.9% (14-52), Norfolk State (3/19/13)
- **Shot less than 30 percent in a Game (ACC):** 26.9% (14-52), Maryland (2/18/12)
- **Shot 60 percent in a Game:** 63.8% (37-58), at Xavier (1/3/08)
- **Shot 55 percent or better and lost:** 55.3% (26-47), Cleveland State (11/25/09)
- **Scored 100 pts:** 106, Washington (11/22/10)
- **Scored 90 pts in an ACC game:** 93, North Carolina (2/16/13)
- **Scored 60 pts in a half:** 60, at Miami, 2nd half (3/1/08)
- **Scored 50 pts in a half:** 53, at North Carolina, 2nd half (2/16/13)
- **Scored under 20 pts in 1st half:** 16, Norfolk State (3/19/13)
- **Scored under 20 pts in 2nd half:** 17, Mississippi Valley State (12/8/12)
- **Scored under 50 pts in a game:** 41, Clemson (2/7/13)
- **Had 25 assists:** 27, at Xavier (1/3/08)
- **Had 15 steals:** 15, VMI (11/16/08)
- **Had 10 blocks:** 10 at Maryland (3/5/11)
- **Failed to make a 3-pt FG:** vs. Arizona State (11/27/99)

John Paul Jones Arena Records

VIRGINIA PLAYERS

Points: 40, J.R. Reynolds
vs. Wake Forest, 1/21/07

Most 1st Half Points: 23, Sean Singletary
vs. Virginia Tech, 1/16/08

Most 2nd Half Points: 26, Sylvan Landesberg
vs. Boston College, 2/4/09

Rebounds: 18, Mike Scott
vs. VMI, 11/16/08

Field Goals: 13, Sylvan Landesberg
vs. Boston College, 2/4/09

Field Goal Attempts: 23, Sylvan Landesberg
vs. Boston College, 2/4/09

Field Goal Pct.: 1.000 (9-9), Mike Scott
vs. Wake Forest, 2/8/12

3-Point Field Goals: 8, Mustapha Farrakhan
vs. Howard, 1/4/11

3-Point FG Attempts: 12, Sean Singletary
vs. Gonzaga, 1/3/07
12, Sean Singletary
vs. Georgia Tech, 2/24/07

3-Point FG Pct.: 1.000 (3-3), 3x last Evan Nolte
vs. North Texas (11/20/12)

Free Throws Made: 14, Sean Singletary
vs. Hampton, 12/16/06
14, Sylvan Landesberg
vs. Florida State, 1/24/09

Free Throw Attempts: 16, Sean Singletary
vs. Hampton, 12/16/06

FT Pct.: 1.000 (14-14), Sylvan Landesberg
vs. Florida State, 1/24/09

Assists: 10, three times by Sean Singletary
last vs. Old Dominion, 3/24/08
10, Jontel Evans
vs. Howard, 1/4/11

Steals: 7, Sean Singletary
vs. NC State, 2/24/08

Blocks: 5, 3x, last by Justin Anderson
vs. Iowa, 3/27/13

VIRGINIA TEAM

Most Points: 108 vs. Gonzaga, 1/3/07

Fewest Points: 41 vs. Duke, 2/16/11

Most 1st Half: 60 vs. Gonzaga, 1/3/07

Fewest 1st Half: 15, vs. Iowa State, 12/30/10

Most 2nd Half: 57 vs. Arizona, 11/12/06

Fewest 2nd Half: 15 vs. Duke, 2/16/11

Rebounds: 54 vs. UMEs, 11/26/06

Field Goals: 43 vs. VMI, 11/16/08

Field Goal Attempts: 82 vs. UNC, 1/15/09

Field Goal Pct.: .667 (32-48)
vs. Howard, 1/4/11

3-Pt. FG: 18 vs. Gonzaga, 1/3/07

3-Pt. FG Attempts: 36 vs. Georgia Tech,
1/27/08

3-Point FG Pct.: .727 (8-11)
vs. North Texas, 11/20/12

Free Throws: 39 vs. Maryland, 1/16/07

FT Attempted: 49 vs. Maryland, 1/16/07

Free Throw Pct.: 1.000 (19-19)
vs. Winthrop, 11/15/11

Assists: 24 vs. Howard, 11/14/07
24 vs. VMI, 11/16/08

Steals: 16 vs. NC State, 2/24/08

Blocks: 12 vs. Longwood, 2/13/07

Most Turnovers: 21 vs. Longwood, 12/7/07
21 vs. Hampton, 12/19/07

Fewest Turnovers: 4 vs. North Carolina, 2/25/12

OPPONENT PLAYERS

Points: 32, 3x last by DeWayne Jackson
Morgan State, 12/19/12

Most 1st Half Points: 19, DeWayne Jackson
Morgan State, 12/19/12

Most 2nd Half Points: 28, Talor Battle
Penn State, 11/30/09

Rebounds: 16, 2x last by Janelle Hagins
Delaware, 11/13/12

Field Goals: 13, Elijah Millsap
UAB, 12/30/09

Field Goal Attempts: 24, Malcolm Delaney
Virginia Tech, 1/28/10

Field Goal Pct.: .875 (7-8), Ahmed Grant
UNC Wilmington, (1/18/10)

3-Point Field Goals: 8, K.C. Rivers
Clemson, 2/7/08

3-Pt. FG Attempts: 15, Malcolm Delaney
Virginia Tech, 2/19/11

3-Pt. FG Pct.: 1.000 (5-5), Tony Dukes
USC Upstate, 11/15/10

Free Throws Made: 15, Tyler Hansbrough
North Carolina, 1/15/09
17, Tyler Hansbrough
North Carolina, 1/15/09

FT Attempted: 1.000 (8-8), Tyrese Rice
Boston College, 2/4/09

FT Pct.: 1.000 (8-8), Sean Mosley
Maryland, 3/6/10
1.000 (7-7), Roy Devyn Marble
Iowa, 3/27/13

Assists: 11, Cliff Hammonds
Clemson, 2/7/08

Steals: 5, Jon Scheyer
Duke, 2/28/10
6, Eric Hall
Radford, 11/21/08

Blocks:

OPPONENT TEAM

Most Points: 97, VMI, 11/16/08

Fewest Points: 36, Florida State, 1/19/13

Most 1st Half: 50, North Carolina, 1/15/09

Fewest 1st Half: 10, Clemson, 2/7/13

Most 2nd Half: 61, Gonzaga, 1/3/07

Fewest 2nd Half: 13, Maryland, 2/18/12

Rebounds: 48, North Carolina, 2/25/12

Field Goals: 37, VMI, 11/16/08

Field Goal Attempts: 79, VMI, 11/16/08

Field Goal Pct.: .566 (30-53)
Liberty, 11/25/08

3-Pt. FG: 16, Clemson, 2/7/08

3-Pt. FG Attempts: 39, Hartford, 12/30/07

3-Point FG Pct.: .615 (16-26)
Clemson, (2/7/08)

Free Throws: 26, Boston College, 2/4/09

FT Attempted: 31, Boston College, 2/4/09

Free Throw Pct.: 1.000 (15-15)
Iowa, 3/27/13

Assists: 22, Clemson, 2/7/08

Steals: 15, VMI, 11/16/08

Blocks: 10, Radford, 11/21/08
North Carolina, 1/15/09

Most Turnovers: 25, NC State, 2/24/08

Fewest Turnovers: 4, Clemson, 1/31/12

RECORD AT JPJ

2006-07 to present 126 games .93-33 (.738)

LONGEST WIN STREAK

19 games
from 11/17/12 vs. Seattle
through 3/24/13 vs. St. John's

LONGEST LOSING STREAK

4 games
from 2/6/10 vs. Wake Forest
through 3/6/10 vs. Maryland

MISCELLANEOUS

Biggest Comeback: 19 points
vs. Arizona, 11/12/06

Biggest Lead Given up in a Loss: 14 points
vs. Bradley, 3/26/08

Largest Lead: 45 points
vs. Northwestern, 11/27/07

Biggest Deficit: 38 points
vs. Clemson, 2/7/08

Largest Margin of Victory: 42 points,
vs. Northwestern, 11/27/07

Largest Margin of Defeat: 31 points,
vs. Clemson, 2/7/08

Overtime Games (Record): 7 (3-4)
Last: 61-58 win vs. Maryland, 3/10/13

VIRGINIA 59 November 9, 2012
GEORGE MASON 63 Patriot Center • Fairfax, Va.

VIRGINIA (0-1)

Player	FG	3FG	FT	O-D	Reb	PF	Pts	A	TO	Blk	Stl	Min
Tobey (F)	2-6	1-1	0-0	0-1	1	2	5	0	1	0	0	18
Mitchell (F)	4-6	0-0	3-5	3-4	7	1	11	0	1	1	2	30
Barnette (G)	2-6	1-5	0-0	0-0	0	1	5	0	1	0	0	27
Harris (G)	6-15	4-7	3-4	1-7	8	3	19	3	4	0	0	35
Anderson (G)	1-5	0-3	2-5	2-1	3	3	4	3	1	0	1	27
Browman	0-0	0-0	0-0	0-3	3	1	0	2	0	0	0	11
Jespersion	1-3	0-1	0-0	1-1	2	1	2	1	0	0	0	19
Nolte	2-6	2-4	0-0	1-1	2	4	6	3	2	0	0	17
Atkins	3-5	0-0	1-1	3-1	4	4	7	0	2	0	0	16
				0-2	2							
TOTALS	21-52	8-21	9-15	11-21	32	20	59	12	12	1	3	200
	.404	.381	.600									

GEORGE MASON (1-0)

Player	FG	3FG	FT	O-D	Reb	PF	Pts	A	TO	Blk	Stl	Min
Williams (F)	5-7	0-0	1-2	0-3	3	2	11	0	2	2	3	37
Arledge (F)	2-2	0-0	0-0	0-3	3	4	4	2	1	0	0	13
Okoloji (F)	3-5	1-1	1-2	0-4	4	1	8	0	1	0	1	24
Allen (G)	4-7	2-2	3-4	0-4	4	1	13	5	1	0	1	32
Wright (G)	6-9	2-4	1-5	0-2	2	2	15	2	2	0	0	33
Bennett	1-1	0-0	0-0	1-0	1	0	2	0	1	0	0	5
Holloway	0-2	0-1	0-0	0-1	1	0	0	0	0	0	0	4
Vaughns	0-4	0-2	0-0	0-0	0	2	0	0	1	0	0	19
Edwards	1-1	0-0	2-2	0-0	0	1	4	2	0	0	0	8
Gujanovic	2-6	2-4	0-4	2-5	7	3	6	3	1	0	0	25
		1-4	5									
TOTALS	24-44	7-14	8-19	3-23	26	16	63	14	10	2	5	200
	.545	.500	.421									

VIRGINIA	25	34	59
GEORGE MASON	28	35	63

Officials: Roger Ayers, Bernard Clinton, Tim Kelly
Technical: none
Attendance: 9,840

FAIRFIELD 45 November 12, 2012
VIRGINIA 54 John Paul Jones Arena • Charlottesville, Va.

FAIRFIELD (1-1)

Player	FG	3FG	FT	O-D	Reb	PF	Pts	A	TO	Blk	Stl	Min
Barrow (F)	1-7	0-0	0-0	1-0	1	3	2	0	0	1	1	29
Mikulic (F)	5-7	3-5	0-0	1-6	7	4	13	0	4	3	0	21
Matthews (F)	1-3	0-1	2-2	2-2	4	2	4	0	0	1	0	22
Needham (G)	4-11	2-8	0-0	0-4	4	2	10	4	3	0	1	37
Wade (G)	3-10	2-5	2-2	2-4	6	1	10	4	3	0	1	33
Jenkins	0-3	0-0	0-0	0-0	0	0	0	0	0	0	0	7
Gilbert	0-0	0-0	0-0	0-0	0	0	0	0	0	0	0	2
Sidibe	2-3	0-0	0-0	2-1	3	1	4	0	0	0	0	11
Nickerson	1-3	0-2	0-2	1-2	3	3	2	1	3	0	2	28
				1-1	2							
TOTALS	17-47	7-21	4-6	10-20	30	16	45	9	13	5	5	200
	.362	.333	.667									

VIRGINIA (1-1)

Player	FG	3FG	FT	O-D	Reb	PF	Pts	A	TO	Blk	Stl	Min
Mitchell (F)	4-11	0-0	4-6	3-5	8	2	12	2	1	1	1	33
Atkins (F)	0-2	0-0	0-0	0-1	1	0	0	0	1	1	0	9
Jespersion (G)	2-4	1-3	1-2	0-1	1	1	6	2	1	0	0	29
Barnette (G)	0-0	0-0	0-0	0-1	1	1	0	0	0	0	0	18
Harris (G)	5-11	0-0	5-6	2-5	7	2	15	3	1	1	1	34
Browman	0-0	0-0	0-0	0-0	0	0	0	1	3	0	0	6
Tobey	3-8	0-1	0-0	1-2	3	1	6	0	0	0	0	16
Nolte	4-6	1-2	2-2	0-1	1	0	11	2	1	0	3	28
Anderson	1-5	0-2	2-4	2-3	5	1	4	4	1	1	0	27
				3-2	5							
TOTALS	19-47	2-8	14-20	11-21	32	8	54	14	9	4	5	200
	.404	.250	.700									

FAIRFIELD	30	15	45
VIRGINIA	28	26	54

Officials: Karl Hess, Les Jones, Alfred Smith
Technical: none
Attendance: 8,568

DELAWARE 59 November 13, 2012
VIRGINIA 53 John Paul Jones Arena • Charlottesville, Va.

DELAWARE (2-1)

Player	FG	3FG	FT	O-D	Reb	PF	Pts	A	TO	Blk	Stl	Min
Brinkley (F)	3-4	0-0	0-0	1-0	1	2	6	0	4	1	0	26
Hagins (F)	4-6	0-0	2-2	5-11	16	1	10	1	2	1	1	38
Threath (G)	6-12	1-3	1-3	0-5	5	2	14	3	4	0	3	36
Saddler (G)	3-12	2-6	7-8	0-4	4	3	15	2	2	0	0	30
Anderson (G)	2-6	2-6	0-0	1-2	3	1	6	0	1	0	1	33
Rogers	1-5	0-1	2-2	0-0	0	0	4	1	1	0	1	21
Baptiste	1-2	0-0	2-2	2-1	3	4	4	0	0	0	1	16
				1-0	1							
TOTALS	20-47	5-16	14-17	10-23	33	13	59	7	14	2	7	200
	.426	.313	.824									

VIRGINIA (1-2)

Player	FG	3FG	FT	O-D	Reb	PF	Pts	A	TO	Blk	Stl	Min
Nolte (F)	1-8	1-5	0-0	1-0	1	1	3	0	1	0	3	24
Mitchell (F)	5-11	0-0	5-8	5-8	13	4	15	3	1	1	0	30
Jespersion (G)	1-4	0-3	0-0	0-5	5	2	2	2	0	1	0	34
Harris (G)	7-19	3-9	3-4	2-2	4	5	20	1	3	0	0	38
Anderson (G)	1-3	0-1	0-0	1-0	1	3	2	2	4	1	2	30
Browman	0-2	0-2	0-0	0-1	1	0	0	1	0	0	0	8
Evans	0-0	0-0	0-0	0-1	1	1	0	0	2	0	0	3
Barnette	0-1	0-1	0-0	0-0	0	1	0	0	0	0	0	5
Tobey	0-2	0-0	0-0	0-1	1	0	0	0	1	1	0	5
Atkins	5-7	0-0	1-3	3-0	3	0	11	1	0	0	0	23
				4-1	5							
TOTALS	20-57	4-21	9-15	16-19	35	17	53	10	12	4	5	200
	.351	.190	.600									

DELAWARE	28	31	59
VIRGINIA	15	38	53

Officials: Tim Nestor, Tony Chiazza, Bill Covington, Jr.
Technical: none
Attendance: 8,490

SEATTLE 43 November 17, 2012
VIRGINIA 83 John Paul Jones Arena • Charlottesville, Va.

SEATTLE (1-1)

Player	FG	3FG	FT	O-D	Reb	PF	Pts	A	TO	Blk	Stl	Min
Sunderhaus (F)	4-8	1-2	0-0	3-3	6	3	9	0	1	0	1	20
Trent (F)	1-5	0-1	0-0	1-3	4	3	2	0	6	0	1	17
Green (C)	2-3	0-0	2-3	2-0	2	2	6	0	0	0	0	14
Obasi (G)	1-5	0-0	2-5	0-0	0	0	4	1	0	0	1	18
Carter (G)	3-15	2-8	0-0	1-1	2	1	8	1	4	0	1	24
Tate	0-5	0-1	2-2	3-3	6	3	2	0	3	0	1	22
Pickett	1-5	0-1	0-0	0-1	1	3	2	1	2	0	3	16
Rasmussen	3-6	2-5	0-0	0-1	1	1	8	0	1	0	1	27
Crook	0-2	0-1	1-2	1-0	1	0	1	0	0	0	0	12
Trimble	0-2	0-0	1-2	0-0	0	0	1	1	0	0	0	11
Diop	0-0	0-0	0-0	0-0	0	0	0	0	0	0	0	2
Bidart	0-1	0-0	0-0	0-0	0	2	0	0	0	0	1	4
Flora	0-2	0-0	0-0	0-2	2	1	0	0	2	0	10	13
				3-1	4							
TOTALS	15-59	5-19	8-14	14-15	29	19	43	4	19	0	10	200
	.254	.263	.571									

VIRGINIA (2-2)

Player	FG	3FG	FT	O-D	Reb	PF	Pts	A	TO	Blk	Stl	Min
Nolte (F)	4-7	2-3	0-0	10-1	1	1	10	3	1	0	1	22
Mitchell (F)	5-7	0-0	4-4	6-10	16	2	14	1	2	0	3	26
Jespersion (G)	1-6	1-4	0-0	0-1	1	2	3	5	2	0	0	20
Harris (G)	2-5	1-2	2-3	0-1	1	3	7	0	2	0	0	20
Anderson (G)	4-5	0-1	3-3	0-2	2	0	11	4	3	2	1	21
Browman	0-0	0-0	1-2	0-2	2	0	1	0	0	0	0	7
Barnette	3-4	2-3	0-0	0-2	2	1	8	4	3	0	0	22
Jones	1-3	0-1	2-2	0-3	3	3	4	1	2	0	0	25
Tobey	5-8	0-0	7-8	0-4	4	0	17	1	2	0	0	15
Rogers	0-1	0-0	0-0	0-0	0	1	0	1	0	0	0	4
Atkins	3-4	0-0	2-2	2-4	6	0	8	1	2	4	2	18
				0-3	3							
TOTALS	28-50	6-14	21-24	9-32	41	13	83	21	19	6	7	200
	.560	.429	.875									

SEATTLE	13	30	43
----------------	----	----	----

LAMAR 44 November 19, 2012
VIRGINIA 63 John Paul Jones Arena • Charlottesville, Va.

LAMAR (0-4)

Player	FG	3FG	FT	O-D	Reb	PF	Pts	A	TO	Blk	Stl	Min
Mitchell (F)	4-8	0-0	0-0	1-1	2	0	8	1	2	1	1	31
Wilson (F)	0-4	0-0	2-2	1-2	3	1	2	0	2	0	0	15
Brown (F)	3-7	0-0	5-6	0-6	6	1	11	2	1	1	0	33
Minton (G)	1-6	0-1	0-0	2-4	6	2	2	2	2	2	1	28
Minor (G)	0-2	0-0	0-0	0-0	0	1	0	0	2	0	0	11
Blanks	2-8	2-4	2-2	0-3	3	1	8	1	2	0	1	27
Acosta	4-7	0-0	2-2	1-2	3	4	10	1	1	1	0	30
Hancock	1-2	1-1	0-0	0-1	1	1	3	1	1	0	0	20
Webb	0-1	0-0	0-0	0-1	1	1	0	0	1	0	0	2
Ebomwonyi	0-1	0-0	0-0	0-0	0	1	0	0	0	1	0	3
TOTALS	15-46	3-6	11-12	6-22	28	13	44	8	14	6	3	200
	.326	.500	.917									

VIRGINIA (3-2)

Player	FG	3FG	FT	O-D	Reb	PF	Pts	A	TO	Blk	Stl	Min
Nolte (F)	1-4	0-2	0-0	0-0	0	3	2	1	0	0	3	22
Mitchell (F)	2-7	0-0	6-6	3-5	8	2	10	2	0	0	0	23
Jespersion (G)	3-6	3-5	0-0	0-5	5	0	9	1	2	2	1	32
Jones (G)	2-5	0-1	2-2	0-0	0	3	6	2	1	1	1	27
Harris (G)	7-11	3-5	0-0	0-5	5	1	17	2	0	2	3	25
Browman	0-0	0-0	0-0	0-0	0	0	0	0	0	0	0	3
Barnette	1-2	0-1	0-0	0-1	1	1	2	1	1	0	0	10
Tobey	3-8	0-1	0-0	0-1	1	2	6	0	2	1	0	17
Anderson	2-6	0-1	2-2	0-3	3	0	6	2	2	1	1	20
Rogers	0-0	0-0	0-0	0-0	0	0	0	0	0	0	0	2
Atkins	2-4	0-0	1-1	0-1	1	4	5	1	1	1	0	19
TOTALS	23-53	6-16	11-11	7-22	29	16	63	12	9	8	9	200
	.434	.375	1.000									

LAMAR	18	26	44
VIRGINIA	32	31	63

Officials: Gary Prager, Chris Beaver, Tony Chiazza
 Technicals: None
 Attendance: 1,444

NORTH TEXAS 64 November 20, 2012
VIRGINIA 80 John Paul Jones Arena • Charlottesville, Va.

NORTH TEXAS (3-3)

Player	FG	3FG	FT	O-D	Reb	PF	Pts	A	TO	Blk	Stl	Min
T. Mitchell (F)	4-8	1-5	7-9	4-5	9	3	16	0	3	3	1	34
Franklin (F)	1-5	0-0	3-4	4-2	6	2	5	1	2	2	1	21
A. Williams (G)	4-11	0-0	3-5	1-0	1	2	11	0	1	0	2	33
Jones (G)	3-8	0-2	0-0	2-1	3	4	6	2	1	0	1	23
J. Williams (G)	4-15	0-6	4-5	2-0	2	4	12	0	4	0	0	28
Holmen	1-5	0-2	2-2	2-3	5	2	4	0	0	0	0	15
Hardwick	0-0	0-0	0-1	0-1	1	2	0	2	1	0	0	20
A. Mitchell	0-0	0-0	0-0	0-0	0	0	0	0	0	0	0	1
Patton	1-2	1-2	0-0	0-0	0	0	3	0	0	0	1	6
Overlander	1-2	1-2	0-0	0-0	0	0	3	0	0	0	1	8
Stojiljkovic	0-0	0-0	0-0	0-0	0	1	0	0	1	0	0	4
Coleman	2-2	0-0	0-0	1-0	1	1	4	0	1	0	0	7
TOTALS	21-58	3-19	19-26	21-33	34	21	64	5	14	5	7	200
	.362	.158	.731									

VIRGINIA (4-2)

Player	FG	3FG	FT	O-D	Reb	PF	Pts	A	TO	Blk	Stl	Min
Mitchell (F)	3-5	0-0	2-3	0-4	4	4	8	1	4	0	0	24
Atkins (F)	5-10	0-0	0-0	5-4	9	3	10	1	1	2	1	31
Jespersion (G)	2-2	1-1	0-0	0-1	1	3	5	2	3	1	1	24
Jones (G)	3-6	1-2	6-7	0-1	1	3	13	4	3	0	1	31
Harris (G)	3-6	3-4	3-4	0-2	2	3	12	2	1	1	0	21
Barnette	0-0	0-0	0-0	0-0	0	0	0	0	0	0	0	8
Tobey	2-2	0-0	1-2	0-0	0	0	5	1	0	0	0	9
Nolte	5-5	3-3	0-0	0-4	4	2	13	3	3	0	1	29
Anderson	4-10	0-1	6-8	3-1	4	2	14	4	0	1	3	23
TOTALS	27-46	8-11	18-24	9-19	28	20	80	18	15	5	7	200
	.587	.727	.750									

NORTH TEXAS	22	42	64
VIRGINIA	42	38	80

Officials: Brian Shey, Alvin Cox, Evon Burroughs
 Technicals: North Texas-Head Coach Tony Benford
 Attendance: 1,745

VIRGINIA 60 November 28, 2012
WISCONSIN 54 Kohl Center • Madison, Wis.

VIRGINIA (5-2)

Player	FG	3FG	FT	O-D	Reb	PF	Pts	A	TO	Blk	Stl	Min
Mitchell (F)	3-6	0-0	5-6	3-7	10	2	11	2	3	0	0	33
Atkins (F)	6-9	0-0	2-3	3-4	7	2	14	1	1	2	1	35
Jespersion (G)	0-3	0-1	0-0	1-2	3	2	0	0	0	0	0	24
Jones (G)	1-2	0-0	0-0	0-0	0	2	2	3	4	1	2	25
Harris (G)	8-19	1-7	5-6	1-4	5	1	22	5	0	0	0	35
Evans	0-2	0-0	0-0	0-4	4	0	0	0	1	0	0	16
Tobey	0-1	0-0	0-0	0-0	0	1	0	0	0	0	0	4
Nolte	2-2	2-2	2-2	0-3	3	2	8	1	1	1	0	19
Anderson	1-2	1-2	0-0	0-4	4	0	3	0	0	0	0	9
TOTALS	21-46	4-12	14-17	8-28	36	12	60	12	10	4	3	200
	.457	.333	.824									

WISCONSIN (4-3)

Player	FG	3FG	FT	O-D	Reb	PF	Pts	A	TO	Blk	Stl	Min
Evans (F)	4-12	0-2	0-0	3-3	6	3	8	1	0	2	2	36
Bruesewitz (F)	3-7	0-3	0-1	1-0	1	2	6	4	1	1	0	30
Berggren (F)	4-8	2-3	2-2	1-1	2	0	12	0	1	0	0	30
Brust (G)	6-16	3-9	0-0	0-4	4	2	15	0	1	0	1	37
Jackson (G)	2-7	1-1	0-0	0-4	4	2	5	5	1	0	2	32
Marshall	1-2	1-1	0-0	0-1	1	2	3	1	1	0	0	11
Dekker	1-2	1-2	2-2	0-0	0	4	5	1	0	0	1	21
Kaminsky	0-1	0-1	0-0	0-0	0	0	0	0	0	0	0	3
TOTALS	21-55	8-22	4-5	7-18	25	15	54	12	5	3	6	200
	.382	.364	.800									

VIRGINIA	24	36	60
WISCONSIN	23	31	54

Officials: Mike Kitts, Terry Wymer, John Higgins
 Technicals: None
 Attendance: 16,690

GREEN BAY 51 December 1, 2012
VIRGINIA 67 John Paul Jones Arena • Charlottesville, Va.

GREEN BAY (3-4)

Player	FG	3FG	FT	O-D	Reb	PF	Pts	A	TO	Blk	Stl	Min
Fouse (F)	2-5	0-1	0-0	0-5	5	2	4	2	1	1	2	30
Coughill (F)	1-6	1-3	2-2	1-4	5	1	5	2	1	0	0	24
Brown (C)	5-11	2-3	2-4	2-4	6	4	14	0	5	0	0	28
Muhammad (G)	3-9	2-7	0-0	1-1	2	0	8	1	2	0	0	28
Sykes (G)	4-13	0-0	4-4	1-2	3	3	12	3	1	0	3	38
Love	0-0	0-0	0-0	0-0	0	2	0	1	0	0	0	9
Cerroni	1-4	0-3	1-1	1-0	1	1	3	1	3	0	0	17
Mays	2-5	0-0	1-2	2-4	6	0	5	1	0	1	0	26
TOTALS	18-53	5-17	10-13	9-22	31	13	51	11	13	2	5	200
	.340	.294	.769									

VIRGINIA (6-2)

Player	FG	3FG	FT	O-D	Reb	PF	Pts	A	TO	Blk	Stl	Min
Mitchell (F)	9-12	0-0	2-2	0-9	9	2	20	2	1	1	0	26
Atkins (F)	2-6	0-0	3-6	2-9	11	2	7	3	2	4	0	36
Jespersion (G)	3-5	2-4	0-0	0-1	1	2	8	1	0	0	1	26
Jones (G)	0-1	0-0	0-0	0-0	0	3	0	2	1	0	1	19
Harris (G)	8-14	4-7	0-0	0-2	2	1	20	2	3	0	0	35
Evans	1-5	0-0	0-0	0-3</								

TENNESSEE 38 December 5, 2012
VIRGINIA 46 John Paul Jones Arena • Charlottesville, Va.**TENNESSEE (4-3)**

Player	FG	3FG	FT	O-D	Reb	PF	Pts	A	TO	Blk	Stl	Min
Stokes (F)	2-5	0-0	1-3	2-7	9	2	5	1	1	1	1	27
Hall (F)	3-11	0-1	2-3	2-3	5	3	8	0	4	0	0	32
Richardson (G)	1-3	0-1	0-0	1-1	2	0	2	0	1	1	0	28
Golden (G)	4-12	1-5	202	1-3	4	2	11	2	2	0	0	24
McBee (G)	2-9	1-7	0-0	0-2	2	0	5	1	0	0	0	29
Makanjuola	1-1	0-0	0-0	1-2	3	4	2	0	1	0	0	13
Moore	0-0	0-0	0-0	0-0	0	1	0	0	1	0	0	1
Lopez	0-1	0-1	0-0	0-0	0	0	0	0	0	0	0	5
Chievous	0-1	0-0	0-0	0-3	3	1	0	0	0	0	0	8
Edwards	0-3	0-1	0-0	0-1	1	1	0	0	0	0	0	9
McRae	2-6	1-3	0-0	0-4	4	1	5	3	2	1	2	24
				3-0	3							
TOTALS	15-52	3-19	5-8	10-26	36	15	38	7	12	3	3	200
	.288	.158	.625									

VIRGINIA (7-2)

Player	FG	3FG	FT	O-D	Reb	PF	Pts	A	TO	Blk	Stl	Min
Mitchell (F)	6-13	0-0	1-3	5-7	12	2	13	1	2	0	0	34
Atkins (F)	4-10	0-0	0-0	0-5	5	3	8	0	1	3	1	33
Evans (G)	2-6	0-0	0-0	0-0	0	2	4	4	0	0	0	18
Jespersion (G)	0-2	0-2	2-2	0-4	4	1	2	0	1	1	0	28
Harris (G)	6-11	1-3	0-1	1-5	6	1	13	1	1	0	0	34
Jones	0-4	0-1	2-2	0-0	0	3	2	3	1	0	1	24
Tobey	1-4	0-0	0-0	0-2	2	2	2	0	1	1	0	8
Nolte	0-1	0-1	2-2	0-2	2	1	2	0	1	2	0	10
Anderson	0-2	0-1	0-0	0-0	0	0	0	1	0	1	0	11
				4-2	6							
TOTALS	19-53	1-8	7-10	10-27	37	15	46	10	8	8	2	200
	.358	.125	.700									

TENNESSEE	16	22	38
VIRGINIA	25	21	46

Officials: Les Jones, Joe Lindsay, Doug Simmons
Technical: None
Attendance: 9,702

MORGAN STATE 57 December 19, 2012
VIRGINIA 75 John Paul Jones Arena • Charlottesville, Va.**MORGAN STATE (3-5)**

Player	FG	3FG	FT	O-D	Reb	PF	Pts	A	TO	Blk	Stl	Min
Heath (F)	1-2	0-0	0-0	1-1	2	1	2	0	0	0	0	7
Jackson (F)	11-16	3-5	7-7	0-0	0	2	32	0	1	0	0	33
Chiles (C)	0-2	0-0	2-2	0-0	0	3	2	0	1	1	0	15
Hubbard (G)	1-7	0-2	0-0	0-7	7	1	2	1	6	0	2	30
Bozeman (G)	2-6	0-1	1-1	0-4	4	2	5	3	1	0	3	34
Pretlow	0-0	0-0	0-0	0-0	0	1	0	0	0	0	0	4
Black	2-5	0-2	1-2	1-2	3	1	5	3	4	0	0	31
Bailey	0-0	0-0	0-0	0-0	0	5	0	0	0	0	0	6
Simpson	0-0	0-0	0-0	0-0	0	0	0	0	0	0	0	2
Blossom	0-1	0-0	0-3	0-1	1	1	0	0	0	0	1	7
Duncan	4-6	0-0	1-3	1-1	2	2	9	1	4	3	0	31
				2-0	2							
TOTALS	21-45	3-10	12-18	5-16	21	20	57	8	17	4	6	200
	.467	.300	.667									

VIRGINIA (9-2)

Player	FG	3FG	FT	O-D	Reb	PF	Pts	A	TO	Blk	Stl	Min
Mitchell (F)	5-12	0-1	5-8	4-8	12	3	15	7	2	0	1	33
Atkins (F)	8-12	0-0	1-3	3-1	4	4	17	0	3	1	3	25
Jespersion (G)	4-5	3-4	0-0	1-2	3	2	11	1	1	0	0	30
Jones (G)	0-3	0-1	2-2	1-1	2	2	2	2	2	0	3	23
Harris (G)	3-4	2-3	6-9	0-2	2	2	14	3	4	0	0	21
Browman	0-0	0-0	0-0	1-0	1	1	0	0	0	0	0	2
Barnette	0-2	0-2	0-2	1-2	3	0	0	2	0	0	0	19
Tobey	2-5	0-0	2-2	2-1	3	0	6	1	1	0	1	10
Nolte	2-5	0-2	1-1	1-0	1	3	5	1	1	0	0	14
Anderson	1-5	1-2	2-2	0-2	2	0	5	1	1	1	0	22
Rogers	0-1	0-1	0-0	0-0	0	0	0	0	1	0	0	1
				2-4	6							
TOTALS	25-54	6-16	19-29	16-23	39	17	75	18	16	2	8	200
	.463	.375	.655									

MORGAN STATE	28	29	57
VIRGINIA	37	38	75

Officials: Les Jones, Brian Dorsey, Ron Tyburski
Technical: Morgan State-Head Coach Todd Bozeman
Attendance: 8,319

MISS. VALLEY ST. 39 December 8, 2012
VIRGINIA 67 John Paul Jones Arena • Charlottesville, Va.**MISSISSIPPI VALLEY STATE (0-5)**

Player	FG	3FG	FT	O-D	Reb	PF	Pts	A	TO	Blk	Stl	Min
Usher (F)	5-18	2-9	2-3	0-6	6	1	14	0	1	0	0	33
Ralling (F)	2-8	1-5	2-2	1-4	5	3	7	1	0	0	1	33
Francis (F)	0-2	0-1	0-0	0-2	2	1	0	0	1	0	0	11
Holley (C)	0-2	0-0	0-0	1-1	2	2	0	0	1	0	0	15
Marshall	0-5	0-2	0-0	1-0	1	0	0	1	3	0	0	22
Smith	1-6	0-0	4-6	5-1	6	5	6	0	3	1	0	31
Dobbs	0-4	0-4	0-0	0-0	0	1	0	0	0	0	0	10
Henry	0-6	0-1	2-2	4-1	5	0	2	0	1	0	1	20
Tomlin	3-7	0-1	4-5	1-5	6	0	10	1	1	0	1	25
				2-4	6							
TOTALS	11-58	3-23	14-18	15-24	39	13	39	3	11	1	3	200
	.190	.130	.778									

VIRGINIA (8-2)

Player	FG	3FG	FT	O-D	Reb	PF	Pts	A	TO	Blk	Stl	Min
Mitchell (F)	9-14	0-0	2-3	2-3	5	2	20	1	1	0	4	16
Atkins (F)	7-11	0-0	0-2	2-5	7	2	14	0	0	1	1	23
Jespersion (G)	1-3	1-2	0-0	0-1	1	2	3	1	1	0	1	20
Jones (G)	1-4	0-2	0-0	0-3	3	2	2	2	1	0	0	21
Harris (G)	0-4	0-2	3-4	0-3	3	1	3	6	1	1	0	27
Browman	0-1	0-1	0-0	0-2	2	2	0	0	1	0	0	13
Barnette	1-2	1-2	0-0	0-1	1	2	3	4	3	0	0	18
Tobey	2-4	0-0	1-1	1-2	3	0	5	0	1	3	0	12
Nolte	1-1	0-0	0-0	1-3	4	2	2	1	0	1	1	18
Anderson	6-11	1-3	2-2	1-8	9	1	15	2	0	2	2	27
Kirven	0-1	0-0	0-0	0-0	0	1	0	0	1	0	0	2
Rogers	0-0	0-0	0-2	0-1	1	0	0	0	0	0	0	3
				0-3	3							
TOTALS	28-56	3-12	8-14	7-35	42	17	67	17	10	8	9	200
	.500	.250	.571									

MISS. VALLEY ST.	22	17	39
VIRGINIA	36	31	67

Officials: Sean Hull, Bernard Clinton, Jeff Nichols
Technical: None
Attendance: 8,691

VIRGINIA 61 December 22, 2012
OLD DOMINION 63 Richmond Coliseum • Richmond, Va.**VIRGINIA (9-3)**

Player	FG	3FG	FT	O-D	Reb	PF	Pts	A	TO	Blk	Stl	Min
Jespersion (G)	1-5	1-3	0-0	0-4	4	2	3	2	0	0	0	33
Jones (G)	1-2	0-1	2-2	0-4	4	4	4	3	1	0	0	25
Harris (G)	6-15	4-9	2-2	0-3	3	1	18	2	2	1	0	33
Mitchell (F)	3-10	0-0	2-3	4-5	9	2	8	1	1	1	0	33
Atkins (F)	2-6	0-0	0-0	1-3	4	5	4	0	2	2	1	22
Browman	0-0	0-0	0-0	0-0	0	0	0	0	0	0	0	1
Barnette	1-4	1-3	0-0	0-0	0	0	3	2	1	0	0	11
Tobey	3-3	0-0	0-1	0-0	0	1	6	1	1	1	0	9
Nolte	4-7	3-5	4-5	1-2	3	3	15	0	0	1	0	23
Anderson	0-1	0-0	0-0	1-1	2	1	0	2	0	1	0	11
				1-2	3							
TOTALS	21-53	9-21	10-13	8-24	32	19	61	13	8	7	1	200
	.396	.429	.769									

OLD DOMINION (2-10)

Player	FG	3FG	FT	O-D	Reb	PF	Pts	A	TO	Blk	Stl	Min
Bacote (G)	5-10	3-6	4-5	0-6	6	1	17	4	1	0	0	33
Painter (F)	4-11	0-0	3-6	5-6	11	2	11	1	0	0	0	34
Clark (G)	0-4	0-3	0-0	0-0	0	4	0	1	1	0	1	31
Ross (F)	0-3	0-0	0-0	4-5	9	3	0	0	0	1	0	24
Hill (G)	3-11	1-5	5-6	1-4	5	2	12	3	1	2	1	38
Batten	8-13	5-9	2-2	0-2	2	2	23	1	1	0	1	28
McEwen	0-0	0-0	0-0	0-0	0	2	0	0	0	0	0	2
Larsen	0-0	0-0	0-0	1-2	3	1	0	0	2	0	0	11
				1-2	3							
TOTALS	20-52	9-23	14-19	12-27	39	17	63	10	7	3	3	200
	.385	.391	.737									

VIRGINIA	25	36	61
OLD DOMINION	20	43	63

Officials: Karl Hess, Doug Simmons, Tim Comer
Technical: None
Attendance: 6,944

WOFFORD VIRGINIA **39 74** December 30, 2012
John Paul Jones Arena • Charlottesville, Va.

WOFFORD (6-7)

Player	FG	3FG	FT	O-D	Reb	PF	Pts	A	TO	Blk	Stl	Min
Smith (F)	1-2	0-0	0-0	1-2	3	0	2	0	0	0	0	22
Skinner (F)	2-8	0-2	2-2	1-3	4	1	4	1	2	0	0	28
Cochran (G)	1-11	1-7	2-2	1-1	2	2	5	0	2	0	2	24
Swinton (G)	0-0	0-0	0-0	0-0	0	0	0	0	2	0	1	19
Collins (G)	5-9	3-6	4-4	0-2	2	1	17	1	4	0	0	30
Korkowski	0-0	0-0	0-0	0-0	0	0	0	0	0	0	0	3
Byrd	0-2	0-1	0-0	0-2	2	2	0	1	1	0	0	8
Faithfull	1-1	0-0	0-0	0-2	2	4	2	3	3	0	1	21
Wagener	1-2	1-2	0-0	0-1	1	0	3	0	2	0	1	16
Gordon	2-4	0-1	0-2	0-1	1	0	4	0	0	0	2	10
Neumann	1-3	0-0	0-0	0-1	1	2	2	0	1	0	0	17
Hickson	0-0	0-0	0-0	0-1	1	0	0	0	0	0	0	2
TOTALS	14-42	5-19	6-10	3-16	19	12	39	6	17	0	7	200
	.333	.263	.600									

VIRGINIA (10-3)

Player	FG	3FG	FT	O-D	Reb	PF	Pts	A	TO	Blk	Stl	Min
Mitchell (F)	6-7	0-0	3-4	1-5	6	1	15	2	1	0	4	25
Atkins (F)	0-2	0-0	0-0	0-0	0	0	0	0	1	0	0	7
Jespersion (G)	1-1	1-1	0-0	0-1	1	1	3	1	1	1	0	15
Jones (G)	2-4	2-2	0-2	0-1	1	2	6	3	1	0	0	17
Harris (G)	5-6	2-2	3-4	0-4	4	1	15	3	3	0	2	25
Browman	0-0	0-0	0-0	0-2	2	1	0	6	3	0	0	23
Barnette	1-2	1-2	0-0	0-1	1	1	3	1	0	0	0	10
Tobey	9-10	1-1	0-0	1-5	6	1	19	1	1	1	0	27
Nolte	3-6	1-3	0-0	1-5	6	3	7	2	0	0	0	22
Anderson	3-7	0-3	0-0	1-1	2	1	6	3	1	0	2	25
Kirven	0-0	0-0	0-0	0-1	1	0	0	0	0	0	0	2
Rogers	0-2	0-1	0-0	0-1	1	0	0	0	0	0	0	2
TOTALS	30-47	8-15	6-10	4-27	31	12	74	22	12	2	8	200
	.638	.533	.600									

WOFFORD	17	22	39
VIRGINIA	31	43	74

 Officials: Jamie Luckie, William Humes, Ray Perone
 Technicals: None
 Attendance: 9,387

VIRGINIA WAKE FOREST **52 55** January 9, 2013
Joel Coliseum • Winston-Salem, N.C.

VIRGINIA (11-4, 1-1 ACC)

Player	FG	3FG	FT	O-D	Reb	PF	Pts	A	TO	Blk	Stl	Min
Mitchell (F)	5-9	0-0	0-1	5-5	10	1	10	0	3	1	2	31
Atkins (F)	0-4	0-0	2-2	0-2	2	2	2	0	1	0	0	16
Evans (G)	1-4	0-0	0-0	1-3	4	3	2	3	4	0	0	24
Jespersion (G)	0-2	0-1	0-0	0-0	0	1	0	0	2	0	0	21
Harris (G)	5-14	2-3	1-1	2-2	4	4	13	2	4	1	1	34
Barnette	0-0	0-0	0-0	0-0	0	0	0	0	0	0	0	1
Jones	0-1	0-0	0-0	0-1	1	1	0	1	1	0	2	15
Tobey	6-9	0-0	2-2	4-3	7	1	14	0	0	0	0	21
Nolte	1-7	1-7	3-4	0-3	3	3	6	0	1	1	1	20
Anderson	2-5	0-0	1-2	4-4	8	3	5	2	1	0	0	17
				1-0	1							
TOTALS	20-55	3-11	9-12	17-23	40	19	52	8	17	3	6	200
	.364	.273	.750									

WAKE FOREST (8-6, 1-1 ACC)

Player	FG	3FG	FT	O-D	Reb	PF	Pts	A	TO	Blk	Stl	Min
Thomas (F)	1-1	0-0	0-0	1-7	8	3	2	2	5	3	0	26
McKie (F)	4-10	1-3	5-5	1-3	4	1	14	3	0	2	2	33
Adala Moto (F)	4-8	0-2	1-5	0-0	0	2	9	0	1	1	1	20
Miller-McIntyre (G)	2-6	0-1	0-0	1-3	4	1	4	1	2	0	1	28
Harris (G)	3-10	2-4	8-8	0-1	1	2	16	1	2	1	0	30
Jones	1-1	0-0	0-1	0-1	1	1	2	1	1	0	0	17
Fischer	1-3	1-2	0-0	1-1	2	0	3	1	1	0	1	16
Rountree	0-0	0-0	0-0	0-0	0	0	0	1	0	1	0	11
Cavanaugh	2-5	0-3	1-2	0-3	3	3	5	0	0	0	0	19
				1-0	1							
TOTALS	18-44	4-15	15-21	5-19	24	13	55	10	12	9	5	200
	.449	.571	.500									

VIRGINIA	22	30	52
WAKE FOREST	29	26	55

 Officials: Raymond Styons, Tim Kelly, Brian O'Connell
 Technicals: None
 Attendance: 9,217

NO. CAROLINA VIRGINIA **52 61** January 6, 2013
John Paul Jones Arena • Charlottesville, Va.

NORTH CAROLINA (10-4, 0-1 ACC)

Player	FG	3FG	FT	O-D	Reb	PF	Pts	A	TO	Blk	Stl	Min
Hubert (F)	1-2	0-0	1-2	0-2	2	2	3	0	0	0	0	19
Bullock (F)	7-9	4-6	4-4	2-3	5	1	22	1	0	1	0	32
McAdoo (F)	4-9	0-0	2-4	0-7	7	2	10	0	4	0	1	30
Strickland (G)	2-7	0-0	0-0	0-0	0	2	4	3	0	0	1	28
Paige (G)	1-7	0-3	0-0	0-3	3	2	2	2	2	0	0	28
James	0-1	0-0	0-2	0-4	4	1	0	0	2	0	0	9
McDonald	0-3	0-3	0-0	0-0	0	2	0	0	2	0	1	15
Johnson	1-2	0-0	0-0	1-1	2	1	2	1	1	1	1	10
Hairston	3-9	1-5	1-3	1-4	5	4	8	2	1	0	0	22
Tokoto	0-2	0-0	1-2	1-0	1	1	1	0	0	0	0	7
				3-3	6							
TOTALS	19-51	5-17	9-17	8-27	35	18	52	9	12	2	4	200
	.373	.294	.529									

VIRGINIA (11-3, 1-0 ACC)

Player	FG	3FG	FT	O-D	Reb	PF	Pts	A	TO	Blk	Stl	Min
Mitchell (F)	2-5	0-0	3-8	2-9	11	3	7	1	1	0	2	31
Atkins (F)	1-4	0-0	0-0	0-3	3	2	2	0	0	2	0	16
Jespersion (G)	2-6	1-2	2-2	0-1	1	3	7	2	0	0	0	20
Jones (G)	2-4	2-2	0-0	0-2	2	0	6	0	3	0	1	20
Harris (G)	7-11	2-4	3-6	1-4	5	2	19	1	1	0	2	36
Evans	4-7	0-0	0-0	0-0	0	2	8	6	3	0	0	21
Tobey	1-5	0-0	0-0	1-2	3	0	2	0	3	1	0	14
Nolte	3-5	3-5	0-0	0-1	1	2	9	2	0	1	1	23
Anderson	0-2	0-1	1-2	1-3	4	0	1	2	0	2	0	19
				0-2	2							
TOTALS	22-49	8-14	9-18	5-27	32	14	61	14	11	6	6	200
	.449	.571	.500									

NORTH CAROLINA	25	27	52
VIRGINIA	24	37	61

 Officials: Karl Hess, Doug Sirmons, John Cahill
 Technicals: None
 Attendance: 12,117

VIRGINIA CLEMSON **44 59** January 12, 2013
Littlejohn Coliseum • Clemson, S.C.

VIRGINIA (11-5, 1-2 ACC)

Player	FG	3FG	FT	O-D	Reb	PF	Pts	A	TO	Blk	Stl	Min
Mitchell (F)	3-5	0-0	1-2	3-6	9	2	7	3	4	1	2	31
Atkins (F)	1-3	0-0	0-0	0-1	1	3	2	1	0	2	0	15
Evans (G)	1-1	0-0	0-2	0-1	1	1	2	3	5	0	0	33
Jespersion (G)	1-6	1-4	2-2	0-0	0	1	5	0	0	0	0	27
Harris (G)	5-13	2-7	2-2	0-5	5	3	14	3	0	0	1	31
Jones	1-3	0-2	0-0	0-0	0	1	2	0	0	0	1	10
Tobey	3-9	0-0	0-0	1-1	2	2	6	1	0	0	0	15
Nolte	2-4	2-3	0-0	1-0	1	2	6	0	0	0	0	24
Anderson	0-4	0-1	0-0	1-1	2	2	0	0	2	0	0	14
				1-1	2							
TOTALS	17-48	5-17	5-8	7-16	23	17	44	11	12	3	4	200
	.354	.294	.625									

CLEMSON (9-6, 1-2 ACC)

Player	FG	3FG	FT	O-D	Reb	PF	Pts	A	TO	Blk	Stl	Min
Jennings (F)	7-13	5-8	2-4	2-9	11	3	21	3	2	1	1	37
McDaniels (F)	0-0	0-0	6-8	0-3	3	2	6	1	4	3	0	31
Booker (C)	3-10	0-0	9-12	1-8	9	3	15	1	3	2	0	36
Filer (G)	0-2	0-1	2-3	0-1	1	2	2	3	2	0	0	28
Hall (G)	4-4	0-0	0-0	0-0	0	1	8	2	0	0	0	36
Harrison	2-3	1-1	0-0	0-2	2	1	5	2	2	0	1	25
Sullivan	0-0	0-0	0-0	0-1	1	1	0	0	1	0	0	3
Nnoko	1-1	0-0	0-0	0-0	0	0	2	0	0	0	0	4
				1-1	2							
TOTALS	17-33	6-10	19-27	4-25	29	13	59	12	15	6	2	200
	.515	.600	.704									

FLORIDA STATE 36 January 19, 2013
VIRGINIA 56 John Paul Jones Arena • Charlottesville, Va.

FLORIDA STATE (10-7, 2-2 ACC)

Player	FG	3FG	FT	O-D	Reb	PF	Pts	A	TO	Blk	Stl	Min
White (F)	4-9	0-2	0-0	3-2	5	4	8	0	2	1	1	29
Turpin (C)	0-0	0-0	0-0	0-0	0	1	0	0	0	0	0	6
Brandon (G)	1-4	0-1	0-1	0-1	1	0	2	0	3	1	1	20
Snaer (G)	4-9	1-5	0-0	1-1	2	2	9	2	5	1	1	35
Whisnant (G)	0-3	0-3	0-0	0-0	0	2	0	1	1	1	0	26
Bookert	0-0	0-0	0-0	0-0	0	0	0	0	1	0	0	8
Shannon	1-2	0-0	1-2	2-2	4	3	3	1	3	0	3	23
Gilchrist	2-3	0-0	0-1	0-0	0	1	4	0	0	0	0	9
Bojanovsky	2-3	0-0	0-0	1-0	1	0	4	0	0	0	0	7
Thomas	1-3	0-2	0-0	1-1	2	0	2	0	0	0	0	17
Miller	1-5	0-2	2-4	0-4	4	0	4	1	3	0	0	19
Ojo	0-2	0-0	0-0	1-0	1	0	0	0	0	0	0	1
				0-2	2							
TOTALS	16-43	1-15	3-8	9-13	22	13	36	5	18	4	6	200
	<i>.372</i>	<i>.067</i>	<i>.375</i>									

VIRGINIA (12-5, 2-2 ACC)

Player	FG	3FG	FT	O-D	Reb	PF	Pts	A	TO	Blk	Stl	Min
Mitchell (F)	6-7	0-0	1-2	1-4	5	4	13	3	2	0	2	34
Evans (G)	3-8	0-0	0-0	2-3	5	1	6	7	5	0	1	28
Jespersion (G)	3-5	2-2	0-0	1-1	2	1	8	0	2	0	1	28
Nolte (G)	1-6	0-2	0-0	1-6	7	2	2	1	2	1	0	30
Harris (G)	5-12	3-6	4-4	3-1	4	2	17	1	1	1	4	32
Browman	0-0	0-0	0-0	0-0	0	0	0	1	1	0	0	2
Barnette	0-0	0-0	0-0	0-0	0	0	0	0	0	0	0	1
Jones	0-0	0-0	0-0	0-0	0	1	0	1	0	0	0	9
Tobey	1-2	0-0	0-0	0-1	1	2	2	0	0	0	0	13
Anderson	3-5	2-3	0-0	1-2	3	1	8	1	2	3	1	21
Kirven	0-0	0-0	0-0	0-0	0	0	0	0	1	0	0	1
Rogers	0-0	0-0	0-0	0-1	0	0	0	0	0	0	0	1
				1-1	2							
TOTALS	17-33	6-10	19-27	4-25	29	13	59	12	15	6	2	200
	<i>.515</i>	<i>.600</i>	<i>.704</i>									

FLORIDA STATE	15	21	36	Officials:	Les Jones, Bernard Clinton, Raymond Styons
VIRGINIA	33	23	56	Technical:	Florida State-White, Virginia-Evans
				Attendance:	12,303

BOSTON COLLEGE 51 January 26, 2013
VIRGINIA 65 John Paul Jones Arena • Charlottesville, Va.

BOSTON COLLEGE (9-10, 1-5 ACC)

Player	FG	3FG	FT	O-D	Reb	PF	Pts	A	TO	Blk	Stl	Min
Anderson (F)	5-14	0-0	4-4	2-2	4	1	14	0	5	1	0	33
Jackson (G)	3-6	3-5	0-0	1-4	5	4	9	1	2	0	1	38
Hanlan (G)	4-13	1-6	1-3	1-0	1	2	10	3	3	0	1	37
Rahon (G)	3-6	1-4	3-3	0-0	0	0	10	4	1	0	2	34
Heckmann	0-1	0-1	2-2	0-0	0	1	2	0	0	0	0	9
Odio	0-3	0-3	0-0	1-6	7	4	0	1	0	0	0	21
Caudill	0-0	0-0	0-0	0-0	0	0	0	0	0	0	0	1
Clifford	0-1	0-0	0-0	0-3	3	1	0	0	2	1	0	9
Rubin	2-3	2-3	0-0	0-0	0	0	6	0	1	0	0	19
				3-0	3							
TOTALS	17-47	7-22	10-12	8-15	23	13	51	9	14	2	4	200
	<i>.362</i>	<i>.318</i>	<i>.833</i>									

VIRGINIA (14-5, 4-2 ACC)

Player	FG	3FG	FT	O-D	Reb	PF	Pts	A	TO	Blk	Stl	Min
Nolte	4-5	1-2	0-0	2-0	2	4	9	0	0	1	0	11
Mitchell	6-10	0-0	4-5	2-4	6	2	16	0	3	1	1	34
Evans	1-3	0-0	1-2	0-2	2	4	3	6	3	0	2	30
Jespersion	2-5	0-2	2-2	0-7	7	0	6	2	2	1	3	37
Harris	3-9	1-4	0-0	1-4	5	2	7	4	2	3	0	34
Browman	0-0	0-0	0-0	0-2	2	2	0	1	0	0	1	11
Tobey	4-7	0-0	0-0	2-1	3	2	8	0	2	1	0	18
Anderson	7-9	0-1	2-2	0-2	2	0	16	2	1	0	0	25
				0-0	0							
TOTALS	27-48	2-9	9-11	7-22	29	16	65	15	13	7	7	200
	<i>.563</i>	<i>.222</i>	<i>.818</i>									

BOSTON COLLEGE	26	25	51	Officials:	Jamie Luckie, Roger Ayers, Tim Nestor
VIRGINIA	24	41	65	Technical:	None
				Attendance:	11,660

VIRGINIA 74 January 24, 2013
VIRGINIA TECH 58 Cassell Coliseum • Blacksburg, Va.

VIRGINIA (13-5, 3-2 ACC)

Player	FG	3FG	FT	O-D	Reb	PF	Pts	A	TO	Blk	Stl	Min
Nolte (F)	6-12	5-9	1-2	0-2	2	1	18	2	1	2	4	34
Mitchell (F)	3-6	0-0	2-3	1-7	8	4	8	1	2	0	1	31
Evans (G)	1-5	0-0	2-5	0-2	2	3	4	6	0	0	0	28
Jespersion (G)	1-4	0-2	1-1	0-0	0	3	3	1	0	1	0	19
Harris (G)	6-9	4-6	1-3	1-2	3	2	17	2	2	0	1	35
Browman	0-1	0-1	0-0	0-1	1	3	0	1	0	0	0	11
Jones	1-3	1-2	0-0	0-0	0	0	3	1	0	0	0	3
Tobey	5-5	0-0	0-0	1-2	3	2	10	1	0	0	0	15
Anderson	3-6	1-3	4-4	2-0	2	0	11	6	1	0	3	24
				0-3	3							
TOTALS	26-51	11-23	11-18	5-19	24	18	74	21	6	3	9	200
	<i>.510</i>	<i>.478</i>	<i>.611</i>									

VIRGINIA TECH (11-7, 2-3 ACC)

Player	FG	3FG	FT	O-D	Reb	PF	Pts	A	TO	Blk	Stl	Min
Raines (F)	2-3	0-0	0-0	0-4	4	2	4	0	2	0	0	22
Eddie (F)	2-11	0-3	5-7	2-7	9	2	9	2	2	0	0	30
Barksdale (F)	1-1	0-0	0-0	1-2	3	0	2	2	2	0	0	26
Brown (G)	0-3	0-2	0-0	0-1	1	4	0	0	1	0	0	24
Green (G)	11-18	3-6	10-13	2-7	9	1	35	1	3	0	0	38
van Zegeren	1-2	0-0	0-4	2-3	5	4	2	0	3	0	0	18
Rankin	2-4	2-3	0-0	0-0	0	4	6	0	1	0	3	25
Beyer	0-0	0-0	0-0	0-0	0	0	0	0	0	0	0	3
Johnston	0-1	0-1	0-0	0-0	0	0	0	1	0	0	0	7
Wood	0-0	0-0	0-0	0-0	0	0	0	0	1	0	0	7
				1-0	1							
TOTALS	19-43	5-15	15-24	8-24	32	17	58	6	14	0	3	200
	<i>.442</i>	<i>.333</i>	<i>.625</i>									

VIRGINIA	34	40	74	Officials:	Joe Lindsay, Tony Greene, Mike Stuart
VIRGINIA TECH	25	33	58	Technical:	None
				Attendance:	7,222

NO. 19 NC STATE 55 January 29, 2013
VIRGINIA 58 John Paul Jones Arena • Charlottesville, Va.

NC STATE (16-5, 5-3 ACC)

Player	FG	3FG	FT	O-D	Reb	PF	Pts	A	TO	Blk	Stl	Min
Howell (F)	5-10	0-0	2-2	3-8	11	3	12	6	3	0	0	38
Wood (F)	3-10	3-8	0-0	1-2	3	1	9	0	2	0	0	37
Warren (F)	1-7	0-0	1-2	0-0	0	4	3	0	1	1	3	34
Purvis (G)	2-7	2-4	0-0	0-1	1	2	6	1	1	0	0	33
Brown (G)	1-3	0-1	0-0	0-3	3	0	2	1	0	1	2	10
Leslie	7-13	0-0	6-9	3-11	14	2	20	0	7	0	0	30
Lewis	1-3	1-2	0-0	0-1	1	0	3	2	0	0	0	15
Vandenberg	0-0	0-0	0-0	0-0	0	0	0	0	0	0	0	3
				3-2	5							
TOTALS	20-53	6-15	9-13	10-28	38	12	55	10	14	2	5	200
	<i>.377</i>	<i>.400</i>	<i>.692</i>									

VIRGINIA 60 February 3, 2013
GEORGIA TECH 66 McCamish Pavilion • Atlanta, Ga.

VIRGINIA (15-6, 5-3 ACC)

Player	FG	3FG	FT	O-D	Reb	PF	Pts	A	TO	Blk	Stl	Min
Nolte (F)	2-9	2-8	0-0	1-3	4	4	6	0	0	0	0	24
Mitchell (F)	6-14	0-0	1-1	3-9	12	3	13	0	1	1	0	34
Evans (G)	2-5	0-0	0-0	1-0	1	1	4	4	4	0	1	33
Jespersion (G)	1-3	1-3	0-0	0-1	1	2	3	1	1	0	2	31
Harris (G)	6-14	4-9	2-4	4-2	6	4	18	4	6	1	1	37
Barnette	1-1	1-1	0-0	0-0	0	0	3	0	0	0	0	1
Jones	1-1	0-0	0-0	0-0	0	2	2	1	0	0	0	6
Tobey	0-0	0-0	1-2	0-2	2	3	1	1	1	0	0	9
Anderson	3-8	1-1	3-4	2-1	3	3	10	4	1	1	0	25
TOTALS	22-55	9-22	7-11	13-18	31	22	60	15	14	3	4	200
	.400	.409	.636									

GEORGIA TECH (12-8, 2-6 ACC)

Player	FG	3FG	FT	O-D	Reb	PF	Pts	A	TO	Blk	Stl	Min
Georges-Hunt (F)	1-6	0-2	5-6	2-2	4	2	7	0	0	0	1	33
Carter, Jr. (F)	6-8	0-2	2-3	1-7	8	3	14	3	3	2	1	31
Miller (C)	2-4	0-0	0-0	2-6	8	2	4	4	3	2	0	27
Udofia (G)	4-8	3-5	4-4	0-1	1	1	15	2	3	0	1	34
Bolden (G)	4-10	1-5	5-7	0-5	5	3	14	1	1	0	0	37
Jordan	0-0	0-0	0-0	0-0	0	1	0	0	0	0	0	4
Poole, Jr.	0-1	0-0	0-0	1-0	1	1	0	0	0	0	0	2
Reed	0-1	0-0	0-2	0-1	1	0	0	1	0	0	1	7
Holsley	5-7	0-0	2-3	3-1	4	1	12	1	3	1	1	22
Poole	0-1	0-1	0-0	0-0	0	0	0	0	0	0	0	3
TOTALS	22-46	4-15	18-25	9-23	32	14	66	12	13	5	5	200
	.478	.267	.720									

VIRGINIA	37	23	60	Officials:	Bryan Kersey, Brian Dorsey, Tony Greene
GEORGIA TECH	28	38	66	Technical:	None
				Attendance:	7,128

CLEMSON 41 February 7, 2013
VIRGINIA 78 John Paul Jones Arena • Charlottesville, Va.

CLEMSON (12-10, 4-6 ACC)

Player	FG	3FG	FT	O-D	Reb	PF	Pts	A	TO	Blk	Stl	Min
Jennings (F)	1-7	0-3	0-0	1-2	3	1	2	1	5	0	0	25
Booker (F)	3-5	0-1	1-2	6-3	9	2	7	0	4	2	0	28
McDaniels (F)	4-10	1-3	1-1	1-1	2	2	10	0	1	1	0	30
Hall (G)	1-4	0-1	0-1	0-6	6	0	2	0	3	0	1	27
Harrison (G)	1-5	0-3	4-4	1-3	4	2	6	0	2	0	1	24
Fields	1-2	0-1	0-0	1-0	1	1	2	0	0	0	0	3
Filer	1-5	0-2	0-0	0-0	0	2	2	2	0	0	2	19
Roper	3-10	0-3	2-4	0-1	1	0	8	1	1	0	0	25
Sullivan	1-2	0-0	0-0	0-1	1	0	2	0	1	0	0	7
Smith	0-1	0-0	0-0	1-1	2	0	0	0	0	0	0	6
Nnoko	0-1	0-0	0-0	1-0	1	0	0	0	1	0	1	6
TOTALS	16-52	1-17	8-12	14-19	33	10	41	4	19	3	5	200
	.308	.059	.667									

VIRGINIA (16-6, 6-3 ACC)

Player	FG	3FG	FT	O-D	Reb	PF	Pts	A	TO	Blk	Stl	Min
Mitchell (F)	7-11	0-0	2-2	2-4	6	1	16	0	1	1	4	31
Evans (G)	1-4	0-0	0-0	0-1	1	2	2	8	0	0	1	29
Jespersion (G)	2-8	1-7	0-0	0-2	2	1	5	1	2	2	1	26
Harris (G)	7-10	2-4	5-6	1-3	4	2	21	2	1	0	1	27
Anderson (F)	6-9	1-4	1-2	0-1	1	1	14	2	1	1	3	24
Browman	0-0	0-0	0-2	0-0	0	1	0	0	0	0	0	6
Barnette	3-4	3-4	0-0	0-1	1	1	9	1	0	0	0	15
Jones	1-3	0-1	0-0	0-0	0	3	2	0	0	0	1	11
Nolte	3-4	3-4	0-0	0-5	5	5	9	2	0	2	1	22
Kirven	0-1	0-0	0-0	0-2	2	0	0	0	1	0	0	5
Rogers	0-0	0-0	0-0	0-2	2	0	0	1	0	0	0	4
TOTALS	30-54	10-24	8-12	5-24	29	17	78	17	6	6	12	200
	.556	.417	.667									

CLEMSON	10	31	41	Officials:	Jamie Luckie, Doug Simons, John Cahill
VIRGINIA	38	40	78	Technical:	None
				Attendance:	9,942

VIRGINIA 80 February 10, 2013
MARYLAND 69 Comcast Center • College Park, Md.

VIRGINIA (17-6, 7-3 ACC)

Player	FG	3FG	FT	O-D	Reb	PF	Pts	A	TO	Blk	Stl	Min
Anderson (F)	5-14	1-3	6-6	1-8	9	1	17	3	2	1	0	35
Mitchell (F)	4-6	0-0	5-8	2-2	4	2	13	0	2	0	2	27
Evans (G)	2-3	0-0	1-2	1-4	5	4	5	8	4	0	0	36
Jespersion (G)	4-6	4-4	0-1	1-2	3	2	12	0	1	0	1	23
Harris (G)	7-8	3-4	5-6	1-1	2	2	22	1	3	0	2	37
Barnette	1-2	1-2	0-0	0-0	0	0	3	0	2	0	0	6
Jones	0-1	0-1	0-0	0-0	0	0	0	0	0	0	0	7
Nolte	3-7	2-5	0-0	1-4	5	4	8	3	1	0	0	22
Atkins	0-1	0-0	0-0	1-2	3	1	0	0	1	0	0	7
TOTALS	26-48	11-19	17-23	9-25	34	16	80	15	16	1	5	200
	.542	.579	.739									

MARYLAND (17-7, 5-6 ACC)

Player	FG	3FG	FT	O-D	Reb	PF	Pts	A	TO	Blk	Stl	Min
Wells (F)	5-9	2-5	1-4	1-4	5	1	13	1	0	0	0	33
Padgett (F)	1-2	0-0	0-1	1-1	2	1	2	0	0	0	0	6
Len (C)	3-6	0-0	3-4	3-4	7	5	9	2	0	5	1	26
Faust (G)	4-9	0-1	0-0	0-1	1	3	8	3	2	0	1	25
Layman (G)	1-7	0-4	2-2	0-4	4	1	4	1	0	1	1	28
Mitchell	1-3	0-0	0-0	2-0	2	2	2	0	4	0	0	9
Aronhalt	3-7	2-4	1-2	2-0	2	0	9	0	2	0	0	20
Allen	4-8	0-2	3-4	0-3	3	2	11	5	3	0	5	25
Howard	2-4	1-1	0-0	1-0	1	1	5	2	1	0	1	17
Cleare	3-3	0-0	0-1	0-0	0	1	6	0	1	0	0	11
TOTALS	27-58	5-17	10-18	12-17	29	17	69	14	13	6	9	200
	.466	.294	.556									

VIRGINIA	35	45	80	Officials:	Karl Hess, Roger Ayers, Bryan Kersey
MARYLAND	29	40	69	Technical:	None
				Attendance:	16,895

VIRGINIA TECH 55 February 12, 2013
VIRGINIA 73 John Paul Jones Arena • Charlottesville, Va.

VIRGINIA TECH (11-13, 2-9 ACC)

Player	FG	3FG	FT	O-D	Reb	PF	Pts	A	TO	Blk	Stl	Min
Raines (F)	3-7	0-0	0-2	7-1	8	2	6	1	1	1	0	26
Barksdale (F)	1-2	0-0	0-0	0-4	4	2	2	0	2	0	1	16
Brown (G)	1-5	0-3	0-1	1-0	1	3	2	1	0	0	0	18
Green (G)	4-17	3-8	11-13	0-5	5	0	22	2	0	0	1	34
Johnston (G)	1-2	1-2	0-1	0-1	1	0	3	1	0	0	1	28
Zegeren	0-0	0-0	0-0	1-3	4	4	0	0	1	1	0	14
Patrick	2-2	0-0	0-0	0-1	1	0	4	0	0	0	0	2
Rankin	2-4	1-3	0-2	0-0	0	1	5	1	1	0	0	20
Donlon	0-1	0-0	0-0	0-0	0	0	0	0	0	0	0	2
Beyer	0-0	0-0	0-0	0-0	0	0	0	0	0	0	0	2
Racer	0-0	0-0	0-0	0-0	0	0	0	0	0	0	0	2
Eddie	1-7	1-5	0-0	1-2	3	0	3	0	2	0	0	14
Wood	3-5	2-4	0-0	0-5	5	3	8	1	1	0	0	22
TOTALS	18-52	8-25	11-19	11-22	33	15	55	7	9	2	3	200
	.346	.320	.579									

VIRGINIA 81 February 16, 2013
NO. CAROLINA 93 Dean Smith Center • Chapel Hill, N.C.

VIRGINIA (18-7, 8-4 ACC)

Player	FG	3FG	FT	O-D	Reb	PF	Pts	A	TO	Blk	Stl	Min
Mitchell (F)	3-7	0-0	3-4	0-9	9	4	9	0	2	0	0	29
Jespersion (G)	3-5	3-5	0-0	0-2	2	4	9	0	1	0	2	26
Harris (G)	10-13	4-6	3-3	0-2	2	4	27	1	3	1	2	33
Anderson (G)	4-9	0-1	0-2	0-2	2	1	8	5	1	1	0	32
Evans (G)	5-7	1-2	1-2	0-1	1	3	12	5	6	0	2	33
Nolte	2-5	2-5	0-0	0-2	2	3	6	0	0	0	1	26
Barnette	1-1	1-1	0-0	0-0	0	1	3	0	0	0	0	4
Jones	1-2	1-2	0-0	0-0	0	1	3	1	1	0	0	8
Atkins	2-4	0-0	0-0	2-1	3	0	4	0	0	0	0	8
Browman	0-0	0-0	0-0	0-0	0	0	0	0	0	0	0	1
TOTALS	31-53	12-21	7-11	3-21	24	21	81	12	14	2	7	200
	.585	.571	.636									

NORTH CAROLINA (17-8, 7-5 ACC)

Player	FG	3FG	FT	O-D	Reb	PF	Pts	A	TO	Blk	Stl	Min
Bullock (F)	3-8	3-7	2-4	2-1	3	2	11	4	1	1	4	36
McAdoo (F)	4-10	0-0	1-4	2-8	10	3	9	1	3	1	1	30
Hairston (G)	8-14	6-12	7-8	2-5	7	3	29	0	0	0	1	29
Strickland (G)	3-5	0-0	6-8	0-1	1	1	12	6	1	0	1	30
Paige (G)	4-9	3-5	6-6	1-3	4	0	17	3	2	0	2	30
Johnson	3-4	0-0	0-0	1-3	4	1	6	0	0	0	1	11
McDonald	3-7	1-4	0-0	1-0	1	0	7	2	0	0	0	18
Tokoto	0-0	0-0	0-0	0-0	0	0	0	1	0	0	0	3
Hubert	0-0	0-0	0-0	0-0	0	0	0	0	0	0	1	1
Simmons	0-0	0-0	0-0	1-0	1	1	0	0	0	0	0	8
Moody	0-0	0-0	0-0	1-0	1	0	1	1	0	0	0	1
Tanner	1-1	0-0	0-0	0-0	0	0	2	0	0	0	0	1
Manor	0-1	0-0	0-0	0-0	0	0	0	0	0	0	0	1
Robinson	0-0	0-0	0-0	0-0	0	0	0	0	0	0	0	1
TOTALS	29-59	13-28	22-30	11-22	33	11	93	18	7	2	11	200
	.492	.464	.733									

VIRGINIA	40	41	81
NORTH CAROLINA	40	53	93

Officials: Les Jones, Tim Kelly, Jerry Heater
 Technicals: None
 Attendance: 20,616

GEORGIA TECH 54 February 24, 2013
VIRGINIA 82 John Paul Jones Arena • Charlottesville, Va.

GEORGIA TECH (14-12, 4-10 ACC)

Player	FG	3FG	FT	O-D	Reb	PF	Pts	A	TO	Blk	Stl	Min
Carter, Jr. (F)	4-10	1-4	0-0	0-5	5	2	9	0	3	1	1	28
Miller (C)	4-9	0-0	3-4	7-4	11	2	11	1	2	0	0	26
Udofia (G)	1-5	1-3	1-2	0-3	3	4	4	2	1	0	1	27
Georges-Hunt (G)	5-12	2-5	0-0	1-0	1	0	12	3	1	0	0	31
Bolden (G)	2-3	1-2	0-0	0-0	0	0	5	1	2	0	0	32
Royal	1-2	0-0	0-0	0-1	1	0	2	0	0	0	0	4
Jordan	0-0	0-0	0-0	0-0	0	1	0	0	0	0	0	6
Poole, Jr.	0-1	0-0	0-0	0-0	0	1	0	0	1	0	0	7
Morris	0-0	0-0	0-0	0-0	0	0	0	0	1	0	1	2
Reed	0-1	0-1	0-0	0-1	1	1	0	0	2	0	0	8
Holsey	4-4	0-0	0-2	1-1	2	4	8	0	3	0	0	20
TOTALS	22-50	6-17	4-8	10-16	26	16	54	8	17	1	3	200
	.440	.353	.500									

VIRGINIA (19-8, 9-5 ACC)

Player	FG	3FG	FT	O-D	Reb	PF	Pts	A	TO	Blk	Stl	Min
Anderson (F)	4-9	1-2	2-2	0-2	2	0	11	4	3	1	2	22
Mitchell (F)	8-9	0-0	2-2	3-5	8	1	18	1	0	0	1	30
Evans (G)	5-7	0-0	0-0	2-1	3	1	10	8	0	0	0	28
Jespersion (G)	2-6	1-4	1-2	0-4	4	0	6	0	0	1	1	23
Harris (G)	4-10	0-5	7-8	1-2	3	1	15	1	1	0	0	31
Browman	0-0	0-0	0-0	0-1	1	0	0	0	0	0	0	3
Barnette	3-4	3-4	0-0	0-0	0	1	9	1	0	0	0	14
Jones	2-3	0-0	0-0	0-1	1	0	4	0	0	0	0	12
Tobey	3-7	1-1	0-0	3-1	4	2	7	0	0	0	0	15
Nolte	1-3	0-2	0-0	0-1	1	2	2	0	0	1	1	20
Rogers	0-1	0-1	0-0	0-0	0	0	0	0	1	0	0	2
TOTALS	32-59	6-19	12-14	10-19	29	8	82	15	5	3	5	200
	.542	.316	.857									

GEORGIA TECH	29	25	54
VIRGINIA	41	41	82

Officials: Doug Sirmons, Sean Hull, Gary Maxwell
 Technicals: Georgia Tech-Udofia
 Attendance: 12,232

VIRGINIA 50 February 19, 2013
NO. 2 MIAMI 54 BankUnited Center • Miami, Fla.

VIRGINIA (18-8, 8-5 ACC)

Player	FG	3FG	FT	O-D	Reb	PF	Pts	A	TO	Blk	Stl	Min
Mitchell (F)	3-10	0-0	0-0	4-4	8	3	6	1	2	0	1	29
Evans (G)	1-5	0-0	3-4	0-4	4	1	5	7	1	0	1	35
Jespersion (G)	3-6	2-4	0-0	0-4	4	4	8	0	2	0	1	34
Harris (G)	7-16	1-5	1-2	1-6	7	2	16	2	1	0	1	36
Anderson (G)	3-8	1-2	0-0	1-0	1	3	7	1	1	3	0	28
Jones	0-1	0-0	0-0	0-1	1	0	0	0	0	0	0	5
Nolte	2-5	1-4	1-2	0-1	1	3	6	1	0	1	2	22
Atkins	1-1	0-0	0-0	0-1	1	1	2	0	0	0	0	11
TOTALS	20-52	5-15	5-8	8-24	32	17	50	12	7	4	6	200
	.385	.333	.625									

MIAMI (22-3, 13-0 ACC)

Player	FG	3FG	FT	O-D	Reb	PF	Pts	A	TO	Blk	Stl	Min
Kadji (F)	3-8	0-1	1-3	1-5	6	3	7	2	1	2	0	35
Gamble (F)	4-7	0-0	0-2	2-5	7	1	8	0	1	4	0	20
Larkin (G)	4-7	0-1	3-4	0-3	3	2	11	6	1	0	0	34
Scott (G)	2-6	0-1	2-2	0-0	0	1	6	1	1	0	3	37
Mck. Jones (G)	1-3	0-2	0-0	0-4	4	0	2	2	1	0	1	25
Brown	3-7	1-2	3-3	1-3	4	0	10	0	1	0	0	25
Jekiri	1-2	0-0	0-0	0-0	0	0	2	0	0	0	0	5
Johnson	4-7	0-0	0-2	1-6	7	3	8	0	2	1	0	19
TOTALS	29-59	13-28	22-30	11-22	33	11	93	18	7	2	11	200
	.492	.464	.733									

VIRGINIA	22	28	50
#2/2 MIAMI	24	30	54

Officials: Ray Natili, Doug Sirmons, Ray Stayons
 Technicals: None
 Attendance: 7,972

NO. 3 DUKE 68 February 28, 2013
VIRGINIA 73 John Paul Jones Arena • Charlottesville, Va.

DUKE (24-4, 11-4)

Player	FG	3FG	FT	O-D	Reb	PF	Pts	A	TO	Blk	Stl	Min
Plumlee (F)	2-5	0-0	6-6	0-7	7	3	10	1	3	1	1	40
Hairston (F)	0-0	0-0	0-0	0-0	0	4	0	0	1	0	0	15
Cook (G)	8-17	4-9	2-2	1-1	2	1	22	2	1	0	0	34
Sulaimon (G)	2-10	0-5	0-0	0-4	4	4	4	2	3	0	0	36
Curry (G)	7-14	4-8	10-12	0-3	3	2	28	1	0	0	1	35
Thornton	0-4	0-3	0-0	1-2	3	5	0	2	1	0	2	18
Murphy	1-1	0-0	0-0	0-0	0	0	2	0	0	0	0	9
Jefferson	1-2	0-0	0-0	0-2	2	4	2	0	0	0	0	13
TOTALS	21-53	8-25	18-20	2-22	25	23	68	8	9	1	4	200
	.396	.320	.900									

VIRGINIA (20-8, 10-5 ACC)

Player	FG	3FG	FT	O-D	Reb	PF	Pts	A	TO	Blk	Stl	Min
Anderson (F)	1-2	0-0	0-0	1-4	5	3	2	2	0	2	1	30
Mitchell (F)	5-11	0-0	9-10	3-9	12	0	19	1	2	1	0	35
Evans (G)	3-7	0-0	0-2	0-1	1	4	6	3	4	0	1	36
Jespersion (G)	2-8	1-5	0-0	0-4	4	2	5	1	1	1	0	36
Harris (G)	12-20	2-5	10-12	4-3	7	5	36	2	1	2	1	35
Barnette	0-0	0-0	0-0	0-2	2	1	0	0	0	0	0	3
Jones	1-2	0-0	1-2	0-0	0	0	3	0	0	0	0	4
Tobey	0-1	0-0	0-0	0-1	1	2	0	0	0	0	0	5
Nolte	0-1	0-1	2-3	1-0	1	1	2	1	2	0	0	16
TOTALS	24-52	3-11	22-29	9-27	36	18	73	10	10	6	3	200
	.462	.273	.759									

DUKE	23	45	68
VIRGINIA	28	45	73

Officials: Roger Ayers, Mike Eades, Bernard Clinton
 Technicals: Duke-Sulaimon
 Attendance: 14,593

VIRGINIA 52 March 3, 2013
BOSTON COLLEGE 53 Conte Forum • Chestnut Hill, Mass.

VIRGINIA (20-9, 10-6 ACC)

Player	FG	3FG	FT	O-D	Reb	PF	Pts	A	TO	Blk	Stl	Min
Mitchell (F)	8-11	0-0	0-0	1-7	8	3	16	1	2	0	2	35
Evans (G)	2-7	0-0	0-0	2-2	4	2	4	4	2	0	0	35
Jespersion (G)	3-6	3-5	0-0	0-1	1	0	9	1	1	0	0	28
Harris (G)	4-11	2-4	4-5	0-3	3	1	14	3	3	0	1	36
Anderson (G)	1-5	0-2	1-2	1-4	5	3	3	1	1	0	0	32
Barnette	1-2	1-1	0-0	0-0	0	0	3	0	0	0	0	4
Jones	0-0	0-0	0-0	0-1	1	2	0	1	2	0	0	5
Tobey	0-1	0-0	0-0	0-0	0	2	0	0	0	0	0	4
Nolte	1-4	1-3	0-0	0-1	2	2	3	1	0	0	0	21
TOTALS	20-47	7-15	5-7	5-20	25	15	52	12	10	0	3	200
	<i>.426</i>	<i>.467</i>	<i>.714</i>									

BOSTON COLLEGE (13-16, 5-11 ACC)

Player	FG	3FG	FT	O-D	Reb	PF	Pts	A	TO	Blk	Stl	Min
Odio (F)	4-7	0-2	0-0	0-4	4	2	8	2	1	1	0	40
Anderson (F)	2-5	0-0	4-4	3-6	9	2	8	3	3	0	0	27
Hanlan (G)	5-9	1-2	2-2	0-5	5	2	13	1	1	0	0	36
Rahon (G)	5-9	3-5	2-3	0-1	1	0	15	0	0	0	1	40
Heckmann (G)	3-7	3-6	0-0	0-3	3	3	9	1	2	0	1	21
Jackson	0-3	0-3	0-0	0-1	1	2	0	1	3	0	0	20
Clifford	0-1	0-0	0-2	1-1	2	1	0	2	0	1	0	13
Rubin	0-0	0-0	0-0	0-1	1	0	0	1	0	0	0	3
TOTALS	19-41	7-18	8-11	4-22	26	12	53	11	10	2	2	200
	<i>.463</i>	<i>.389</i>	<i>.727</i>									

VIRGINIA	25	27	52	Officials:	Les Jones, Tim Kelly, Tim Nestor
BOSTON COLLEGE	24	29	53	Technical:	None
				Attendance:	5,062

VIRGINIA 51 March 7, 2013
FLORIDA STATE 53 Donald L. Tucker Center • Tallahassee, Fla.

VIRGINIA (20-10, 10-7 ACC)

Player	FG	3FG	FT	O-D	Reb	PF	Pts	A	TO	Blk	Stl	Min
Mitchell (F)	6-10	0-0	3-3	6-6	12	2	15	3	2	1	0	34
Evans (G)	1-8	0-0	0-0	0-1	1	0	2	2	1	0	0	32
Jespersion (G)	2-7	1-5	0-0	0-3	3	2	5	0	2	0	0	32
Harris (G)	5-15	1-6	2-2	0-1	1	3	13	1	1	0	2	38
Anderson (G)	2-3	0-1	0-0	0-2	2	0	4	1	0	0	1	22
Barnette	0-1	0-1	0-0	0-0	0	1	0	0	0	0	0	4
Jones	0-2	0-0	0-0	0-0	0	2	0	0	1	0	0	5
Tobey	6-9	0-0	0-0	5-2	7	3	12	0	0	1	0	17
Nolte	0-2	0-1	0-0	2-0	2	0	0	0	0	0	0	10
Atkins	0-0	0-0	0-0	0-1	1	0	0	0	0	0	0	6
TOTALS	22-57	2-14	5-5	15-18	33	13	51	7	7	2	3	200
	<i>.386</i>	<i>.143</i>	<i>1.000</i>									

FLORIDA STATE (15-15, 8-9 ACC)

Player	FG	3FG	FT	O-D	Reb	PF	Pts	A	TO	Blk	Stl	Min
White (F)	6-9	1-2	4-4	2-4	6	1	17	2	2	2	2	38
Ojo (C)	0-0	0-0	0-0	0-1	1	0	0	0	0	0	0	4
Bookert (G)	3-5	2-2	1-1	0-4	4	0	9	3	0	0	0	32
Snaer (G)	6-14	1-2	1-1	0-3	3	1	14	2	1	1	0	39
Thomas (G)	0-1	0-1	0-0	0-1	1	0	0	1	2	1	1	13
Brandon	0-3	0-0	0-0	0-0	0	2	0	1	0	0	0	27
Turpin	5-8	0-0	1-2	0-0	0	4	11	0	3	1	0	25
Gilchrist	0-0	0-0	0-0	0-0	0	0	0	0	1	0	0	2
Bojanovsky	1-2	0-0	0-0	1-3	4	1	2	0	1	1	0	12
Miller	0-2	0-2	0-0	0-1	1	1	0	1	2	0	1	8
TOTALS	21-44	4-9	7-8	5-20	25	10	53	10	12	6	4	200
	<i>.477</i>	<i>.444</i>	<i>.875</i>									

VIRGINIA	23	28	51	Officials:	Doug Simmons, Ted Valentine, Raymond Styons
FLORIDA STATE	26	27	53	Technical:	None
				Attendance:	5,062

MARYLAND 58 March 10, 2013
VIRGINIA 61 (OT) John Paul Jones Arena • Charlottesville, Va.

MARYLAND (20-11, 8-10 ACC)

Player	FG	3FG	FT	O-D	Reb	PF	Pts	A	TO	Blk	Stl	Min
Layman (F)	3-7	1-3	1-2	1-1	2	4	8	1	1	0	2	19
Wells (F)	5-18	0-4	2-2	2-10	12	2	12	1	3	1	0	40
Len (C)	2-9	0-1	6-8	2-5	7	3	10	2	3	2	0	36
Faust (G)	5-9	3-5	2-2	0-1	1	1	15	1	1	0	2	38
Howard (G)	0-1	0-0	0-0	0-1	1	3	0	2	1	0	0	25
Mitchell	1-2	0-0	1-3	3-5	8	4	3	1	2	0	0	16
Aronhalt	1-4	1-4	0-0	0-2	2	1	3	0	0	0	0	12
Allen	1-5	1-3	0-0	0-4	4	1	3	1	0	0	0	23
Padgett	2-6	0-0	0-0	0-3	3	2	4	1	1	0	0	16
TOTALS	20-61	6-20	12-17	12-32	44	21	58	10	12	3	4	225
	<i>.328</i>	<i>.300</i>	<i>.706</i>									

VIRGINIA (21-10, 11-7 ACC)

Player	FG	3FG	FT	O-D	Reb	PF	Pts	A	TO	Blk	Stl	Min
Mitchell (F)	7-16	0-1	3-5	2-8	10	4	17	1	1	0	0	39
Evans (G)	1-4	0-0	1-2	0-4	4	1	3	3	3	0	1	40
Jespersion (G)	1-3	1-3	0-0	0-2	2	1	3	0	0	0	0	25
Harris (G)	4-18	2-7	5-8	1-4	5	2	15	1	1	1	1	40
Anderson (G)	3-5	1-3	1-2	1-5	6	2	8	3	1	5	1	37
Browman	0-0	0-0	0-0	0-0	0	1	0	0	0	0	0	3
Barnette	0-1	0-1	0-0	0-0	0	0	0	0	0	0	1	4
Tobey	5-8	0-0	3-4	2-4	6	2	13	1	1	1	0	26
Nolte	0-2	0-1	0-0	0-0	0	0	0	0	1	0	1	4
Atkins	0-0	0-0	2-2	0-1	1	1	2	0	0	2	1	7
TOTALS	21-57	4-16	15-23	7-33	40	14	61	9	8	8	6	225
	<i>.368</i>	<i>.250</i>	<i>.652</i>									

MARYLAND	32	22	4	58	Officials:	Mike Eades, Ray Natili, Jamie Luckie
VIRGINIA	19	35	7	61	Technical:	Maryland-Howard
					Attendance:	11,794

NC STATE 75 March 15, 2013 • ACC Quarterfinals
VIRGINIA 56 Greensboro Coliseum • Greensboro, N.C.

NC STATE (24-9, 11-7 ACC)

Player	FG	3FG	FT	O-D	Reb	PF	Pts	A	TO	Blk	Stl	Min
Wood (F)	7-12	7-12	2-2	0-4	4	2	23	0	0	0	2	35
Warren (F)	9-11	0-0	0-0	1-2	3	3	18	2	1	0	3	33
Howell (F)	3-7	0-0	0-1	3-9	12	2	6	2	2	0	0	30
Leslie (F)	6-17	0-0	5-7	3-8	11	3	17	2	3	3	0	36
Brown (G)	2-10	1-3	4-4	2-3	5	3	9	6	1	0	1	35
Purvis	0-1	0-0	0-0	0-0	0	0	0	0	2	0	0	9
T. Lewis	0-0	0-0	2-2	0-3	3	0	2	4	1	0	1	19
Cannon	0-0	0-0	0-0	0-0	0	0	0	0	0	0	0	1
J. Lewis	0-1	0-1	0-0	0-0	0	0	0	0	0	0	0	1
Robinson	0-0	0-0	0-0	0-0	0	0	0	0	0	0	0	1
TOTALS	27-59	8-16	13-16	10-29	39	13	75	16	10	3	7	200
	<i>.458</i>	<i>.500</i>	<i>.812</i>									

VIRGINIA (21-11, 11-7 ACC)

Player	FG	3FG	FT	O-D	Reb	PF	Pts	A	TO	Blk	Stl	Min
Anderson (F)	1-5	1-4	0-2	0-3	3	2	3	2	2	1	1	26
Mitchell (F)	7-11	0-0	5-6	1-7	8	2	19	3	1	2	3	33
Tobey (F)	3-9	0-0	0-0	0-3	3	1	6	0	1	0	0	19
Harris (G)	4-13	2-9	3-5	0-3	3	2	13	3	5	0	1	35
Evans (G)	1-4	0-0	1-2	1-2	3	2	3	7	0	0	2	

NORFOLK STATE 56 March 19, 2013 • NIT First Round
VIRGINIA 65 John Paul Jones Arena • Charlottesville, Va.

NORFOLK STATE (21-12, 16-0 MEAC)

Player	FG	3FG	FT	O-D	Reb	PF	Pts	A	TO	Blk	Stl	Min
Johnson (F)	6-15	3-7	4-5	1-12	13	2	19	1	2	0	0	38
Goode (C)	1-2	0-0	0-0	1-4	5	4	2	1	2	1	0	16
Fuentes (G)	1-3	0-0	0-0	1-1	2	1	2	1	4	0	3	30
Williams (G)	4-16	3-7	5-5	0-3	3	5	16	1	1	0	1	33
Hawkins (G)	2-8	0-2	5-10	3-2	5	5	9	0	3	0	2	28
Phelps	0-4	0-0	2-2	0-1	1	4	2	2	4	1	1	17
Brown	0-1	0-0	0-0	0-1	1	3	0	0	0	0	0	13
Gaston	0-3	0-0	6-6	4-0	4	3	6	0	2	1	0	25
Rogers	0-0	0-0	0-0	0-0	0	0	0	0	0	0	0	1
TOTALS	14-52	6-16	22-28	12-24	36	27	56	6	18	3	7	200
	.269	.375	.786									

VIRGINIA (22-11, 11-7 ACC)

Player	FG	3FG	FT	O-D	Reb	PF	Pts	A	TO	Blk	Stl	Min
Anderson (F)	4-8	0-1	7-9	2-3	5	3	15	4	3	1	1	30
Mitchell (F)	5-11	0-0	5-11	4-7	11	3	15	1	5	0	2	30
Evans (G)	3-4	0-0	0-0	0-0	0	2	6	3	3	0	4	29
Jespersion (G)	0-3	0-2	0-0	0-2	2	2	0	0	1	1	0	21
Harris (G)	4-7	2-5	2-5	0-6	6	4	12	2	4	0	2	36
Barnette	0-1	0-1	0-0	0-0	0	0	0	0	0	0	0	3
Jones	2-2	2-2	1-2	0-1	1	0	7	0	0	0	0	11
Tobey	1-2	0-0	3-4	1-2	3	0	5	0	0	0	0	10
Nolte	1-3	1-2	4-6	1-4	5	5	7	2	0	1	1	24
Atkins	0-1	0-0	0-0	0-1	1	1	0	0	0	0	0	6
TOTALS	20-42	5-13	22-37	9-28	37	20	67	12	17	3	10	200
	.476	.385	.595									

NORFOLK STATE	16	40	56
VIRGINIA	26	41	67

 Officials: Earl Walton, Tim Comer, Clarence Armstrong
 Technicals: None
 Attendance: 4,790

ST. JOHN'S 50 March 24, 2013 • NIT Second Round
VIRGINIA 68 John Paul Jones Arena • Charlottesville, Va.

ST. JOHN'S (17-16, 9-9 BIG EAST)

Player	FG	3FG	FT	O-D	Reb	PF	Pts	A	TO	Blk	Stl	Min
Obekpa (F)	2-4	0-0	0-0	3-7	10	5	4	0	3	2	2	32
Sampson (F)	6-15	0-0	2-2	2-4	6	4	14	0	1	0	1	27
Branch (G)	0-5	0-2	2-4	1-4	5	1	2	2	2	0	1	15
Greene IV (G)	8-18	1-6	1-1	0-0	0	3	18	1	0	0	0	36
Pointer (G)	2-7	0-2	0-0	1-4	5	4	4	4	3	0	5	31
Bourgault	0-2	0-2	0-0	1-0	1	1	0	0	1	0	0	11
Jones	0-2	0-0	0-0	0-0	0	0	0	0	0	0	0	6
Garrett	3-8	1-3	1-2	4-1	5	2	8	0	3	0	1	22
Lipscomb	0-1	0-1	0-0	0-0	0	2	0	0	1	0	0	15
White	0-0	0-0	0-0	0-0	0	0	0	0	0	0	0	3
Ndiaye	0-0	0-0	0-0	0-0	0	0	0	0	0	0	0	1
Sealy	0-0	0-0	0-0	0-0	0	0	0	0	0	0	0	1
TOTALS	21-62	2-16	6-10	15-20	35	22	50	7	14	2	10	200
	.339	.125	.600									

VIRGINIA (23-11, 11-7 ACC)

Player	FG	3FG	FT	O-D	Reb	PF	Pts	A	TO	Blk	Stl	Min
Mitchell (F)	5-5	0-0	1-2	3-6	9	0	11	0	5	0	1	25
Evans (G)	2-3	0-0	0-4	0-4	4	1	4	5	4	0	2	33
Jespersion (G)	0-4	0-3	0-0	0-1	1	0	0	0	0	0	1	15
Harris (G)	2-7	0-2	3-6	0-5	5	2	7	4	0	0	1	33
Anderson (G)	4-8	1-2	9-10	1-1	2	1	18	4	1	3	0	32
Browman	0-0	0-0	0-0	0-0	0	0	0	0	0	0	0	1
Barnette	5-7	3-5	0-0	0-2	2	2	13	2	0	1	0	13
Jones	1-2	1-2	2-2	0-0	0	3	5	1	1	0	1	13
Tobey	5-6	0-0	0-0	1-2	3	1	10	1	0	1	0	15
Nolte	0-2	0-1	0-0	1-2	3	2	0	2	1	0	1	18
Kirven	0-0	0-0	0-0	0-0	0	0	0	0	0	0	0	1
Rogers	0-0	0-0	0-0	0-0	0	1	0	0	0	0	0	0
TOTALS	24-44	5-15	15-24	6-27	33	13	68	19	12	5	6	200
	.545	.333	.625									

ST. JOHN'S	21	29	50
VIRGINIA	32	36	68

 Officials: Ron Groover, Lee Cassell, Terry Moore
 Technicals: None
 Attendance: 8,457

IOWA 75 March 27, 2013 • NIT Quarterfinals
VIRGINIA 64 John Paul Jones Arena • Charlottesville, Va.

IOWA (24-12, 9-9 BIG TEN)

Player	FG	3FG	FT	O-D	Reb	PF	Pts	A	TO	Blk	Stl	Min
Basabe (F)	0-3	0-0	0-0	0-2	2	1	0	1	0	1	0	16
May (F)	3-6	2-2	0-0	0-2	2	3	8	1	0	0	0	33
White (F)	1-6	0-3	4-4	2-3	5	1	6	0	2	0	1	30
Woodbury (C)	5-7	0-0	0-0	3-5	8	4	10	2	2	0	0	26
Marble (G)	8-16	1-5	7-7	1-2	3	1	24	5	2	1	3	36
Olaseni	0-1	0-0	0-0	0-1	1	1	0	0	1	0	0	7
Oglesby	1-1	1-1	0-0	0-0	0	1	3	0	1	0	1	10
Clemmons	1-2	1-2	4-4	0-4	4	1	7	2	2	1	0	19
Gesell	3-5	1-2	0-0	0-1	1	0	7	1	1	0	2	8
McCabe	4-6	2-2	0-0	1-2	3	4	10	2	4	0	1	15
TOTALS	26-53	8-17	15-15	10-24	34	17	75	14	15	3	8	200
	.491	.471	100.0									

VIRGINIA (23-12, 11-7 ACC)


Player	FG	3FG	FT	O-D	Reb	PF	Pts	A	TO	Blk	Stl	Min
Mitchell (F)	2-6	0-0	5-6	4-3	7	1	9	2	2	0	2	30
Evans (G)	0-2	0-0	0-0	0-1	1	4	0	4	1	0	2	30
Jespersion (G)	1-2	1-2	0-0	0-1	1	2	3	0	1	0	0	18
Harris (G)	4-11	2-5	1-2	0-0	0	3	11	1	4	0	0	34
Anderson (G)	6-14	5-8	7-8	1-5	6	2	24	2	4	5	3	35
Browman	0-0	0-0	0-0	0-0	0	1	0	0	0	0	0	2
Barnette	0-1	0-1	0-0	0-0	0	0	0	1	1	0	0	7
Jones	1-3	0-1	0-0	0-0	0	2	2	0	1	0	0	9
Tobey	5-10	0-0	5-6	4-2	6	0	15	1	1	3	1	22
Nolte	0-1	0-1	0-0	1-1	2	0	0	0	0	0	0	11
Atkins	0-0	0-0	0-0	0-0	0	0	0	0	1	0	0	2
TOTALS	19-50	8-18	18-22	10-16	26	15	64	11	16	8	8	200
	.380	.444	.818									

IOWA	31	44	75
VIRGINIA	28	36	64

 Officials: Doug Shows, Jeff Anderson, Antinio Petty
 Technicals: None
 Attendance: 11,141

DOUG BROWMAN

#0



Senior • Guard • 5-11 • 176 • Midlothian, Va. • Montrose Christian

2012-13 SEASON:

- Had three rebounds and two assists in 11 minutes off the bench at George Mason (11/9/12)
- Played eight minutes vs. Delaware (11/13/12)
- Played a career-high 13 minutes vs. Mississippi Valley State (12/8/12)
- Contributed career bests in assists (6) and minutes (23) vs. Wofford (12/30/12)
- Earned a scholarship for the spring semester of 2013
- Played in nine ACC games during the 2012-13 season

2012-13 GAME-BY-GAME:

Opponent	GP-GS	FG-FGA	3FG-3FGA	FT-FTA	Off-Def	Total	A	TO	Blk	Stl	PF	Min	Pts
at G. Mason	1-0	0-0	0-0	0-0	0-3	3	2	0	0	0	1	11	0
Fairfield	2-0	0-0	0-0	0-0	0-0	0	1	3	0	0	0	6	0
Delaware	3-0	0-2	0-2	0-0	0-1	1	1	0	0	0	0	8	0
Seattle	4-0	0-0	0-0	1-2	0-2	2	0	0	0	0	0	7	1
Lamar	5-0	0-0	0-0	0-0	0-0	0	0	0	0	0	0	3	0
North Texas	DNP												
at Wisconsin	DNP												
Green Bay	DNP												
Tennessee	DNP												
Miss. Valley St.	6-0	0-1	0-1	0-0	0-2	2	0	1	0	0	2	13	0
Morgan State	7-0	0-0	0-0	0-0	1-0	1	0	0	0	0	1	2	0
vs. Old Dominion	8-0	0-0	0-0	0-0	0-0	0	0	0	0	0	0	1	0
Wofford	9-0	0-0	0-0	0-0	0-2	2	6	3	0	0	1	23	0
North Carolina	DNP												
at Wake Forest	DNP												
at Clemson	DNP												
Florida State	10-0	0-0	0-0	0-0	0-0	0	1	1	0	0	0	2	0
at Virginia Tech	11-0	0-1	0-1	0-0	0-1	1	1	0	0	0	3	11	0
Boston College	12-0	0-0	0-0	0-0	0-2	2	1	0	0	1	2	11	0
NC State	13-0	0-0	0-0	0-0	0-0	0	0	1	0	0	0	2	0
at Georgia Tech	DNP												
Clemson	14-0	0-0	0-0	0-2	0-0	0	0	0	0	0	1	6	0
at Maryland	DNP												
Virginia Tech	15-0	0-0	0-0	0-0	0-1	1	0	0	0	0	0	2	0
at North Carolina	16-0	0-0	0-0	0-0	0-0	0	0	0	0	0	0	1	0
at Miami	DNP												
Georgia Tech	17-0	0-0	0-0	0-0	0-1	1	0	0	0	0	0	3	0
Duke	DNP												
at Boston College	DNP												
at Florida State	DNP												
Maryland	18-0	0-0	0-0	0-0	0-0	0	0	0	0	0	1	3	0
vs. NC State	DNP												
vs. Norfolk State	DNP												
vs. St. John's	19-0	0-0	0-0	0-0	0-0	0	0	0	0	0	0	1	0
vs. Iowa	20-0	0-0	0-0	0-0	0-0	0	0	0	0	0	1	2	0

CAREER STATISTICS

Year	G-GS	Min-Avg.	FG-FGA	Pct.	3FG-3FGA	Pct.	FT-FTA	Pct.	Off-Def.	Reb-Avg.	PF-DQ	Ast	TO	Blk	Stl	Pts-Avg
2009-10	4-0	7-1.8	0-0	.000	0-0	.000	0-0	.000	0-1	1-0.3	2-0	0	1	0	0	0-0.0
ACC	1-0	1-1.0	0-0	.000	0-0	.000	0-0	.000	0-0	0-0.0	0-0	0	0	0	0	0-0.0
2010-11	0-0	0-0.0	--	--	--	--	--	--	--	--	--	--	--	--	--	--
ACC	0-0	0-0.0	--	--	--	--	--	--	--	--	--	--	--	--	--	--
2011-12	11-0	35-3.2	4-6	.667	3-5	.600	1-2	.500	1-4	5-0.5	6-0	5	3	0	3	12-1.1
ACC	5-0	15-3.0	1-1	1.000	1-1	1.000	1-2	.500	1-2	3-0.6	0-0	4	1	0	0	4-0.8
2012-13	20-0	117-5.9	0-4	.000	0-4	.000	1-4	.250	1-15	16-0.8	13-0	13	9	0	1	1-0.1
ACC	9-0	41-4.6	0-1	.000	0-1	.000	0-2	.000	0-5	5-0.6	7-0	3	2	0	1	0-0.0
CAREER	35-0	159-4.5	4-10	.400	3-9	.333	2-6	.333	2-20	22-0.6	21-0	18	13	0	4	13-0.4
ACC	15-0	57-3.8	1-2	.500	1-2	.500	1-4	.250	1-7	8-0.6	7-0	7	3	0	1	4-0.3

SINGLE GAME BESTS

POINTS

Season: 1 vs. Seattle (11/17/12)
 Career: 3, 3x last vs. Maryland (2/18/12)
 ACC: 3 vs. Maryland (2/18/12)

REBOUNDS

Season: 3 at George Mason (11/9/12)
 Career: 3, 2x last at George Mason (11/9/12)
 ACC: 3 at Georgia Tech (1/19/12)

FG MADE

Season: --
 Career: 1, 4x last vs. Maryland (2/18/12)
 ACC: 1 vs. Maryland (2/18/12)

FG ATTEMPTS

Season: 2 vs. Delaware (11/13/12)
 Career: 2, 3x last vs. Delaware (11/13/12)
 ACC: 1, 2x last at Virginia Tech (1/24/13)

3 PT FG MADE

Season: --
 Career: 1, 3x last vs. Maryland (2/18/12)
 ACC: 1 vs. Maryland (2/18/12)

3 PT FG ATTEMPTS

Season: 2 vs. Delaware (11/13/12)
 Career: 2, 2x last vs. Delaware (11/13/12)
 ACC: 1, 2x last at Virginia Tech (1/24/13)

FT MADE

Season: 1 vs. Seattle (11/17/12)
 Career: 1, 2x last vs. Seattle (11/17/12)
 ACC: 1 at Georgia Tech (1/19/12)

FT ATTEMPTS

Season: 2, 2x last vs. Clemson (2/7/13)
 Career: 2, 3x last vs. Clemson (2/7/13)
 ACC: 2, 2x last vs. Clemson (2/7/13)

ASSISTS

Season: 6 vs. Wofford (12/30/12)
 Career: 6 vs. Wofford (12/30/12)
 ACC: 2 vs. Maryland (2/18/12)

TURNOVERS

Season: 3, 2x last vs. Wofford (12/30/12)
 Career: 3, 2x last vs. Wofford (12/30/12)
 ACC: 1, 3x last vs. NC State (1/29/13)

BLOCKS

Season: --
 Career: --
 ACC: --

STEALS

Season: 1 vs. Boston College (1/26/13)
 Career: 2 vs. SC State (11/13/11)
 ACC: 1 vs. Boston College (1/26/13)

MINUTES

Season: 23 vs. Wofford (12/30/12)
 Career: 23 vs. Wofford (12/30/12)
 ACC: 11, 2x last vs. Boston College (1/26/13)

JONTELEEVANS

#1



Senior • Guard • 5-11 • 188 • Hampton, Va. • Bethel

2012-13 SEASON:

- Missed nine of the first 13 games with a foot injury
- Posted a career-high five steals and seven assists in 23 minutes vs. Green Bay (12/1/12)
- Had four points and four assists in first start of the season vs. Tennessee (12/5/12)
- Contributed eight points and six assists vs. North Carolina (1/6/13)
- Returned to the starting lineup at Wake Forest (1/9/13) and led Virginia with three assists
- Grabbed five rebounds and seven assists vs. Florida State (1/19/13)
- Had six assists vs. Virginia Tech (1/24/13) and Boston College (1/26/13)
- Led Virginia with seven assists in 36 minutes vs. NC State (1/29/13)
- Had a season-high and ACC career-high eight assists vs. Clemson (2/7/13) and Maryland (2/10/13)
- Had a season-high seven rebounds, eight points, and six assists vs. Virginia Tech (2/12/13)
- Scored a season-high 12 points and had five assists at North Carolina (2/16/13)
- Tallied seven assists at Miami (2/20/13)
- Contributed 10 points and tied a season-high with eight assists vs. Georgia Tech (2/24/13)
- Recorded his 400th career assist vs. Maryland (3/10/13)
- Named to the 2013 ACSMA All-ACC Defensive Team
- Named to the 2013 Coaches All-ACC Defensive Team
- Named to the 2013 Lefty Driesell Defensive All-America Team

2012-13 GAME-BY-GAME:

Opponent	GP-GS	FG-FGA	3FG-3FGA	FT-FTA	Off-Def	Total	A	TO	Blk	Stl	PF	Min	Pts
at G. Mason	DNP												
Fairfield	DNP												
Delaware	1-0	0-0	0-0	0-0	0-1	1	0	2	0	0	1	3	0
Seattle	DNP												
Lamar	DNP												
North Texas	DNP												
at Wisconsin	2-0		0-0	0-0	0-4	4	0	1	0	0	0	16	0
Green Bay	3-0	1-5	0-0	0-0	0-3	3	7	2	0	5	1	23	2
Tennessee	4-1	2-6	0-0	0-0	0-0	0	4	0	0	0	2	18	4
Miss. Valley St.	DNP												
Morgan State	DNP												
vs. Old Dominion	DNP												
Wofford	DNP												
North Carolina	5-1	4-7	0-0	0-0	0-0	0	6	3	0	0	2	21	8
at Wake Forest	6-2	1-4	0-0	0-0	1-3	4	3	4	0	0	3	24	2
at Clemson	7-3	1-1	0-0	0-2	0-1	1	3	5	0	0	1	33	2
Florida State	8-4	3-8	0-0	0-0	2-3	5	7	5	0	1	1	28	6
at Virginia Tech	9-5	1-5	0-0	2-5	0-2	2	6	0	0	0	3	28	4
Boston College	10-6	1-3	0-0	1-2	0-2	2	6	3	0	2	4	30	3
NC State	11-7	1-4	0-0	2-5	0-1	1	7	3	0	0	0	36	4
at Georgia Tech	12-8	2-5	0-0	0-0	1-0	1	4	4	0	1	1	33	4
Clemson	13-9	1-4	0-0	0-0	0-1	1	8	0	0	1	2	29	2
at Maryland	14-10	2-3	0-0	1-2	1-4	5	8	4	0	0	4	36	5
Virginia Tech	15-11	4-7	0-1	0-0	1-6	7	6	1	0	0	3	30	8
at North Carolina	16-12	5-7	1-1	1-2	0-1	1	5	6	0	2	3	33	12
at Miami	17-13	1-5	0-0	3-4	0-4	4	7	1	0	1	1	35	5
Georgia Tech	18-14	5-7	0-0	0-0	2-1	3	8	0	0	0	1	28	10
Duke	19-15	3-7	0-0	0-2	0-1	1	3	4	0	1	4	36	6
at Boston College	20-16	2-7	0-0	0-0	2-2	4	4	2	0	0	2	35	4
at Florida State	21-17	1-8	0-0	0-0	0-1	1	2	1	0	0	0	32	2
Maryland	22-18	1-4	0-0	1-2	0-4	4	3	3	0	1	1	40	3
vs. NC State	23-19	1-4	0-0	1-2	1-2	3	7	0	0	2	2	35	3
vs. Norfolk State	24-20	3-4	0-0	0-0	0-0	0	3	3	0	4	2	29	6
vs. St John's	25-21	2-3	0-0	0-4	0-4	4	5	4	0	2	1	33	4
vs. Iowa	26-22	0-2	0-0	0-0	0-1	1	4	1	0	2	4	30	0

CAREER STATISTICS

Year	G-GS	Min-Avg.	FG-FGA	Pct.	3FG-3FGA	Pct.	FT-FTA	Pct.	Off-Def.	Reb-Avg.	PF-DQ	Ast	TO	Blk	Stl	Pts-Avg
2009-10	31-11	512-16.5	31-84	.369	2-12	.167	9-16	.563	6-40	46-1.5	55-1	60	27	1	34	73-2.4
ACC	16-10	287-17.9	14-53	.264	0-7	.000	6-12	.500	5-18	23-1.4	34-1	31	13	1	19	34-2.1
2010-11	31-27	846-27.3	71-182	.390	5-14	.357	31-52	.596	13-60	73-2.4	72-0	109	58	2	40	178-5.7
ACC	16-14	432-27.0	39-108	.361	4-9	.444	11-18	.611	6-31	37-2.3	39-0	52	25	0	18	93-5.8
2011-12	32-32	984-30.8	97-206	.471	5-14	.357	36-58	.621	7-58	65-2.0	67-1	124	77	5	50	235-7.3
ACC	16-16	508-31.8	57-124	.460	2-7	.286	18-32	.563	4-31	35-2.2	34-1	67	40	2	24	134-8.4
2012-13	26-22	754-29.0	48-122	.393	1-2	.500	12-32	.375	11-52	63-2.4	49-0	126	62	0	25	109-4.2
ACC	18-17	567-31.5	39-96	.406	1-2	.500	11-26	.423	10-37	47-2.6	36-0	96	49	0	10	90-5.0
CAREER	120-92	3096-25.8	247-594	.416	13-42	.310	88-158	.557	37-210	247-2.1	243-2	419	224	8	149	595-5.0
ACC	66-57	1794-27.2	149-381	.391	7-25	.280	46-88	.523	25-117	142-2.2	143-2	246	127	3	71	351-5.3

SINGLE GAME BESTS

POINTS

Season: 12 at North Carolina (2/16/13)
 Career: 17, 2x last at Clemson (2/14/12)
 ACC: 17 at Clemson (2/14/12)

REBOUNDS

Season: 7 vs. Virginia Tech (2/12/13)
 Career: 7, 2x last vs. Virginia Tech (2/12/13)
 ACC: 7, 2x last vs. Virginia Tech (2/12/13)

FG MADE

Season: 5, 2x last vs. Georgia Tech (2/24/13)
 Career: 8 at Clemson (2/14/12)
 ACC: 8 at Clemson (2/14/12)

FG ATTEMPTS

Season: 8, 2x last at Florida State (3/7/13)
 Career: 14 at Boston College (1/19/11)
 ACC: 14 at Boston College (1/19/11)

3 PT FG MADE

Season: 1 at North Carolina (2/16/13)
 Career: 2 vs. Winthrop (11/15/11)
 ACC: 1, 7x last at North Carolina (2/16/13)

3 PT FG ATTEMPTS

Season: 1, 2x last at North Carolina (2/16/13)
 Career: 3 vs. Virginia Tech (2/19/11)
 ACC: 3 vs. Virginia Tech (2/19/11)

FT MADE

Season: 3 at Miami (2/20/13)
 Career: 5 vs. Winthrop (11/15/11)
 ACC: 4, 2x last at Virginia Tech (2/21/12)

FT ATTEMPTS

Season: 5, 2x last vs. NC State (1/29/13)
 Career: 8 vs. Wichita State (11/24/10)
 ACC: 6, 3x last at Virginia Tech (2/21/12)

ASSISTS

Season: 8, 3x last vs. Georgia Tech (2/24/13)
 Career: 10 vs. Howard (1/4/11)
 ACC: 8, 3x last vs. Georgia Tech (2/24/13)

TURNOVERS

Season: 6 at North Carolina (2/16/13)
 Career: 6, 2x last at North Carolina (2/16/13)
 ACC: 6 at North Carolina (2/16/13)

BLOCKS

Season: --
 Career: 1, 8x last vs. North Carolina (2/25/12)
 ACC: 1, 3x last vs. North Carolina (2/25/12)

STEALS


Season: 5 vs. Green Bay (12/1/12)
 Career: 5 vs. Green Bay (12/1/12)
 ACC: 4 at Maryland (3/4/12)

MINUTES

Season: 40 vs. Maryland (3/10/13)
 Career: 42 at Maryland (3/4/12)
 ACC: 42 at Maryland (3/4/12)

PAUL JESPERSON

#2



Sophomore • Guard • 6-6 • 197 • Merrill, Wis. • Merrill

2012-13 SEASON:

- Tallied six points during first career start vs. Fairfield (11/12/12)
- Grabbed five rebounds in 34 minutes vs. Delaware (11/13/12)
- Recorded a career-high five assists vs. Seattle (11/17/12)
- Scored nine points and added five rebounds, two blocked shots and one steal vs. Lamar (11/19/12)
- Tallied eight points vs. Green Bay (12/1/12) including a pair of 3-pointers
- Scored 11 points, including three 3-pointers vs. Morgan State (12/19/12)
- Had seven points and two assists vs. North Carolina (1/6/13)
- Contributed eight points, including two 3-pointers, vs. Florida State (1/19/13)
- Grabbed a career-high seven rebounds and had three steals vs. Boston College (1/26/13)
- Scored a career-high 12 points on a career-best four 3-pointers at Maryland (2/10/13)
- Recorded nine points on three 3-pointers at North Carolina (2/16/13)
- Recorded nine points on three 3-pointers at Boston College (3/3/13)
- Made at least one 3-pointer in 12 consecutive games from Feb. 3 - March 15

2012-13 GAME-BY-GAME:

Opponent	GP-GS	FG-FGA	3FG-3FGA	FT-FTA	Off-Def	Total	A	TO	Blk	Stl	PF	Min	Pts
at G. Mason	1-0	1-3	0-1	0-0	1-1	2	1	0	0	0	1	19	2
Fairfield	2-1	2-4	1-3	1-2	0-1	1	2	1	0	0	1	29	6
Delaware	3-2	1-4	0-3	0-0	0-5	5	2	0	1	0	2	34	2
Seattle	4-3	1-6	1-4	0-0	0-1	1	5	2	0	0	2	20	3
Lamar	5-4	3-6	3-5	0-0	0-5	5	1	2	2	1	0	32	9
North Texas	6-5	2-2	1-1	0-0	0-1	1	2	3	1	1	3	24	5
at Wisconsin	7-6	0-3	0-1	0-0	1-2	3	0	0	0	0	2	24	0
Green Bay	8-7	3-5	2-4	0-0	0-1	1	1	0	0	1	2	26	8
Tennessee	9-8	0-2	0-2	2-2	0-4	4	0	1	1	0	1	28	2
Miss. Valley St.	10-9	1-3	1-2	0-0	0-1	1	1	1	0	1	2	20	3
Morgan State	11-10	4-5	3-4	0-0	1-2	3	1	1	0	0	2	30	11
vs. Old Dominion	12-11	1-5	1-3	0-0	0-4	4	2	0	0	0	2	33	3
Wofford	13-12	1-1	1-1	0-0	0-1	1	1	1	1	0	1	15	3
North Carolina	14-13	2-6	1-2	2-2	0-1	1	2	0	0	0	3	20	7
at Wake Forest	15-14	0-2	0-1	0-0	0-0	0	0	2	0	0	1	21	0
at Clemson	16-15	1-6	1-4	2-2	0-0	0	0	0	0	0	1	27	5
Florida State	17-16	3-5	2-2	0-0	1-1	2	0	2	0	1	1	28	8
at Virginia Tech	18-17	1-4	0-2	1-1	0-0	0	1	0	1	0	3	19	3
Boston College	19-18	2-5	0-2	2-2	0-7	7	2	2	1	3	0	37	6
NC State	20-19	0-4	0-3	0-0	0-1	1	1	1	1	1	1	31	0
at Georgia Tech	21-20	1-3	1-3	0-0	0-1	1	1	1	0	2	2	31	3
Clemson	22-21	2-8	1-7	0-0	0-2	2	1	2	2	1	1	26	5
at Maryland	23-22	4-6	4-4	0-1	1-2	3	0	1	0	1	2	23	12
Virginia Tech	24-23	3-5	2-3	0-0	0-2	2	1	0	2	0	2	22	8
at North Carolina	25-24	3-5	3-5	0-0	0-2	2	0	1	0	2	4	26	9
at Miami	26-25	3-6	2-4	0-0	0-4	4	0	2	0	1	4	34	8
Georgia Tech	27-26	2-6	1-4	1-2	0-4	4	0	0	1	1	0	23	6
Duke	28-27	2-8	1-5	0-0	0-4	4	1	1	1	0	2	36	5
at Boston College	29-28	3-6	3-5	0-0	0-1	1	1	1	0	0	0	28	9
at Florida State	30-29	2-7	1-5	0-0	0-3	3	0	2	0	0	2	32	5
Maryland	31-30	1-3	1-3	0-0	0-2	2	0	0	0	0	1	25	3
vs. NC State	32-30	1-5	1-3	0-0	0-3	3	0	1	0	0	1	23	3
vs. Norfolk State	33-31	0-3	0-2	0-0	0-2	2	0	1	1	0	2	21	0
vs. St. John's	34-32	0-4	0-3	0-0	0-1	1	0	0	0	1	0	15	0
vs. Iowa	35-33	1-2	1-2	0-0	0-1	1	0	1	0	0	2	18	3

CAREER STATISTICS

Year	G-GS	Min-Avg.	FG-FGA	Pct.	3FG-3FGA	Pct.	FT-FTA	Pct.	Off-Def.	Reb-Avg.	PF-DQ	Ast	TO	Blk	Stl	Pts-Avg
2011-12	21-0	220-10.5	12-43	.279	7-31	.226	0-0	.000	2-15	17-0.8	18-0	5	9	1	3	31-1.5
ACC	16-0	171-10.7	9-31	.290	5-23	.217	0-0	.000	1-15	16-1.0	15-0	5	6	1	3	23-1.4
2012-13	35-33	900-25.7	57-158	.361	40-108	.370	11-14	.786	5-73	78-2.2	56-0	30	33	16	18	165-4.7
ACC	18-18	489-27.2	35-95	.368	24-64	.375	8-10	.800	2-37	39-2.2	30-0	11	18	9	13	102-5.7
CAREER	56-33	1120-20.0	69-201	.343	47-139	.338	11-14	.786	7-88	95-1.7	74-0	35	42	17	21	196-3.5
ACC	34-18	660-19.4	44-126	.349	29-87	.333	8-10	.800	3-52	55-1.6	45-0	16	24	10	16	125-3.7

SINGLE GAME BESTS

POINTS

Season: 12 at Maryland (2/10/13)
 Career: 12 at Maryland (2/10/13)
 ACC: 12 at Maryland (2/10/13)

REBOUNDS

Season: 7 vs. Boston College (1/26/13)
 Career: 7 vs. Boston College (1/26/13)
 ACC: 7 vs. Boston College (1/26/13)

FG MADE

Season: 4, 2x last at Maryland (2/10/13)
 Career: 4, 2x last at Maryland (2/10/13)
 ACC: 4 at Maryland (2/10/13)

FG ATTEMPTS

Season: 8, 2x last vs. Duke (2/28/13)
 Career: 8, 2x last vs. Duke (2/28/13)
 ACC: 8, 2x last vs. Duke (2/28/13)

3 PT FG MADE

Season: 4 at Maryland (2/10/13)
 Career: 4 at Maryland (2/10/13)
 ACC: 4 at Maryland (2/10/13)

3 PT FG ATTEMPTS

Season: 7 vs. Clemson (2/7/13)
 Career: 7 vs. Clemson (2/7/13)
 ACC: 7 vs. Clemson (2/7/13)

FT MADE

Season: 2, 4x last vs. Boston College (1/26/13)
 Career: 2, 4x last vs. Boston College (1/26/13)
 ACC: 2, 3x last vs. Boston College (1/26/13)

FT ATTEMPTS

Season: 2, 6x last vs. Georgia Tech (2/24/13)
 Career: 2, 6x last vs. Georgia Tech (2/24/13)
 ACC: 2, 4x last vs. Georgia Tech (2/24/13)

ASSISTS

Season: 5 vs. Seattle (11/17/12)
 Career: 5 vs. Seattle (11/17/12)
 ACC: 3 at Virginia Tech (2/21/12)

TURNOVERS

Season: 3 vs. North Texas (11/20/12)
 Career: 3 vs. North Texas (11/20/12)
 ACC: 2, 7x last at Florida State (3/7/13)

BLOCKS

Season: 2, 3x last vs. Virginia Tech (2/12/13)
 Career: 2, 3x last vs. Virginia Tech (2/12/13)
 ACC: 2, 2x last vs. Virginia Tech (2/12/13)

STEALS

Season: 3 vs. Boston College (1/26/13)
 Career: 3 vs. Boston College (1/26/13)
 ACC: 3 vs. Boston College (1/26/13)

MINUTES

Season: 37 vs. Boston College (1/26/13)
 Career: 37 vs. Boston College (1/26/13)
 ACC: 37 vs. Boston College (1/26/13)

TAYLOR BARNETTE

#4

Freshman • Guard • 6-3 • 172 • Lexington, Ky. • Lexington Christian



2012-13 SEASON:

- Saw action in 26 games, including two starts (George Mason and Fairfield)
- Posted five points as starter in 27 minutes during collegiate debut at George Mason (11/9/12)
- Scored eight points and had four assists vs. Seattle (11/17/12)
- Tallied four assists vs. Mississippi Valley State (12/8/12)
- Grabbed three rebounds in 19 minutes vs. Morgan State (12/19/12)
- Scored nine points on three 3-pointers vs. Clemson (2/7/13)
- Tied a career-high with nine points on three 3-pointers vs. Georgia Tech (2/24/13)
- Made 10-of-17 (58.8%) 3-point attempts in ACC play
- Recorded a career-high 13 points along with two rebounds and one block vs. St. John's (3/24/13)

SINGLE GAME BESTS

POINTS

Season: 13 vs. St. John's (3/24/13)
 Career: 13 vs. St. John's (3/24/13)
 ACC: 9, 2x last vs. Georgia Tech (2/24/13)

REBOUNDS

Season: 3 vs. Morgan State (12/19/12)
 Career: 3 vs. Morgan State (12/19/12)
 ACC: 2 vs. Duke (2/28/13)

FG MADE

Season: 5 vs. St. John's (3/24/13)
 Career: 5 vs. St. John's (3/24/13)
 ACC: 3, 2x last vs. Georgia Tech (2/24/13)

FG ATTEMPTS

Season: 7 vs. St. John's (3/24/13)
 Career: 7 vs. St. John's (3/24/13)
 ACC: 4, 2x last vs. Georgia Tech (2/24/13)

3 PT FG MADE

Season: 3, 3x last vs. St. Johns (3/24/13)
 Career: 3, 3x last vs. St. Johns (3/24/13)
 ACC: 3, 2x last vs. Georgia Tech (2/24/13)

3 PT FG ATTEMPTS

Season: 5, 2x last vs. St. John's (3/24/13)
 Career: 5, 2x last vs. St. John's (3/24/13)
 ACC: 4, 2x last vs. Georgia Tech (2/24/13)

FT MADE

Season: --
 Career: --
 ACC: --

FT ATTEMPTS

Season: 2 vs. Morgan State (12/19/12)
 Career: 2 vs. Morgan State (12/19/12)
 ACC: --

ASSISTS

Season: 4, 2x last vs. Miss. Valley State (12/8/12)
 Career: 4, 2x last vs. Miss. Valley State (12/8/12)
 ACC: 1, 2x last vs. Georgia Tech (2/24/13)

TURNOVERS

Season: 3, 2x last vs. Miss. Valley State (12/8/12)
 Career: 3, 2x last vs. Miss. Valley State (12/8/12)
 ACC: 2 at Maryland (2/10/13)

BLOCKS

Season: 1 vs. St. John's (3/24/13)
 Career: 1 vs. St. John's (3/24/13)
 ACC: --

STEALS

Season: 1 vs. Maryland (3/10/13)
 Career: 1 vs. Maryland (3/10/13)
 ACC: 1 vs. Maryland (3/10/13)

MINUTES

Season: 27 at George Mason (11/9/12)
 Career: 27 at George Mason (11/9/12)
 ACC: 15 vs. Clemson (2/7/13)

2012-13 GAME-BY-GAME:


Opponent	GP-GS	FG-FGA	3FG-3FGA	FT-FTA	Off-Def	Total	A	TO	Blk	Stl	PF	Min	Pts
at G. Mason	1-1	2-6	1-5	0-0	0-0	0	0	1	0	0	1	27	5
Fairfield	2-2	0-0	0-0	0-0	0-1	1	0	0	0	0	1	18	0
Delaware	3-2	0-1	0-1	0-0	0-0	0	0	0	0	0	1	5	0
Seattle	4-2	3-4	2-3	0-0	0-2	2	4	3	0	0	1	22	8
Lamar	5-2	1-2	0-1	0-0	0-1	1	1	1	0	0	1	10	2
North Texas	6-2	0-0	0-0	0-0	0-0	0	0	0	0	0	0	8	0
at Wisconsin	DNP												
Green Bay	DNP												
Tennessee	DNP												
Miss. Valley St.	7-2	1-2	1-2	0-0	0-1	1	4	3	0	0	2	18	3
Morgan State	8-2	0-2	0-2	0-2	1-2	3	2	0	0	0	0	19	0
vs. Old Dominion	9-2	1-4	1-3	0-0	0-0	0	2	1	0	0	0	11	3
Wofford	10-2	1-2	1-2	0-0	0-1	1	1	0	0	0	1	10	3
North Carolina	DNP												
at Wake Forest	11-2	0-0	0-0	0-0	0-0	0	0	0	0	0	0	1	0
at Clemson	DNP												
Florida State	12-2	0-0	0-0	0-0	0-0	0	0	0	0	0	0	1	0
at Virginia Tech	DNP												
Boston College	DNP												
NC State	DNP												
at Georgia Tech	13-2	1-1	1-1	0-0	0-0	0	0	0	0	0	0	1	3
Clemson	14-2	3-4	3-4	0-0	0-1	1	1	0	0	0	1	15	9
at Maryland	15-2	1-2	1-2	0-0	0-0	0	0	2	0	0	0	6	3
Virginia Tech	16-2	0-1	0-1	0-0	0-1	1	0	0	0	0	0	11	0
at North Carolina	17-2	1-1	1-1	0-0	0-0	0	0	0	0	0	1	4	3
at Miami	DNP												
Georgia Tech	18-2	3-4	3-4	0-0	0-0	0	1	0	0	0	1	14	9
Duke	19-2	0-0	0-0	0-0	0-2	2	0	0	0	0	1	3	0
at Boston College	20-2	1-2	1-1	0-0	0-0	0	0	0	0	0	0	4	3
at Florida State	21-2	0-1	0-1	0-0	0-0	0	0	0	0	0	1	4	0
Maryland	22-2	0-1	0-1	0-0	0-0	0	0	0	0	1	0	4	0
vs. NC State	23-2	0-2	0-2	0-0	0-2	2	0	0	0	0	0	9	0
vs. Norfolk State	24-2	0-1	0-1	0-0	0-0	0	0	0	0	0	0	3	0
vs. St. John's	25-2	5-7	3-5	0-0	0-2	2	2	0	1	0	2	13	13
vs. Iowa	26-2	0-1	0-1	0-0	0-0	0	1	1	0	0	0	7	0

CAREER STATISTICS

Year	G-GS	Min-Avg.	FG-FGA	Pct.	3FG-3FGA	Pct.	FT-FTA	Pct.	Off-Def.	Reb-Avg.	PF-DQ	Ast	TO	Blk	Stl	Pts-Avg
2012-13	26-2	248-9.5	24-51	.471	19-44	.432	0-2	.000	1-16	17-0.7	15-0	19	12	1	1	67-2.6
ACC	12-0	68-5.7	10-17	.588	10-16	.625	0-0	.000	0-4	4-0.4	5-0	2	2	0	1	30-2.5
CAREER	26-2	248-9.5	24-51	.471	19-44	.432	0-2	.000	1-16	17-0.7	15-0	19	12	1	1	67-2.6
ACC	12-0	68-5.7	10-17	.588	10-16	.625	0-0	.000	0-4	4-0.4	5-0	2	2	0	1	30-2.5

TEVEN JONES

#5



R-Freshman • Guard • 6-0 • 180 • Kannapolis, N.C. • Fishburne Military School

2012-13 SEASON:

- Started nine games at point guard
- Team was 22-10 since he made his collegiate debut vs. Seattle (11/17/12)
- Missed the first game at George Mason (11/9/12) and two exhibitions due to team suspension
- Missed the Fairfield (11/12/12) and Delaware (11/13/12) games due to injury
- Had four points and three rebounds in collegiate debut against Seattle (11/17/12)
- Tallied six points, two assists, one blocked shot and one steal in first career start vs. Lamar (11/19/12)
- Recorded a season-high 13 points and four assists in 31 minutes vs. North Texas (11/20/12)
- Had a season-high three steals in 23 minutes vs. Morgan State (12/19/12)
- Tied a career-best with a pair of 3-pointers vs. North Carolina in his ACC debut (1/6/12)
- Scored seven points, including a pair of 3-pointers, vs. Norfolk St. (3/20/13)

2012-13 GAME-BY-GAME:

Opponent	GP-GS	FG-FGA	3FG-3FGA	FT-FTA	Off-Def	Total	A	TO	Blk	Stl	PF	Min	Pts
at G. Mason	DNP												
Fairfield	DNP												
Delaware	DNP												
Seattle	1-0	1-3	0-1	2-2	0-3	3	1	2	0	0	3	25	4
Lamar	2-1	2-5	0-1	2-2	0-0	0	2	1	1	1	3	27	6
North Texas	3-2	3-6	1-2	6-7	0-1	1	4	3	0	1	3	31	13
at Wisconsin	4-3	1-2	0-0	0-0	0-0	0	3	4	1	2	2	25	2
Green Bay	5-4	0-1	0-0	0-0	0-0	0	2	1	0	1	3	19	0
Tennessee	6-4	0-4	0-1	2-2	0-0	0	3	1	0	1	3	24	2
Miss. Valley St.	7-5	1-4	0-2	0-0	0-3	3	2	1	0	0	2	21	2
Morgan State	8-6	0-3	0-1	2-2	1-1	2	2	2	0	3	2	23	2
vs. Old Dominion	9-7	1-2	0-1	2-2	0-4	4	3	1	0	0	4	25	4
Wofford	10-8	2-4	2-2	0-2	0-1	1	3	1	0	0	2	17	6
North Carolina	11-9	2-4	2-2	0-0	0-2	2	0	3	0	1	0	20	6
at Wake Forest	12-9	0-1	0-0	0-0	0-1	1	1	1	0	2	1	15	0
at Clemson	13-9	1-3	0-2	0-0	0-0	0	0	0	0	1	1	10	2
Florida State	14-9	0-0	0-0	0-0	0-0	0	1	0	0	0	1	9	0
at Virginia Tech	15-9	1-3	1-2	0-0	0-0	0	1	0	0	0	0	3	3
Boston College	DNP												
NC State	16-9	0-1	0-1	0-0	0-0	0	0	1	0	0	0	4	0
at Georgia Tech	17-9	1-1	0-0	0-0	0-0	0	1	0	0	0	2	6	2
Clemson	18-9	1-3	0-1	0-0	0-0	0	0	0	0	1	3	11	2
at Maryland	19-9	0-1	0-1	0-0	0-0	0	0	0	0	0	0	7	0
Virginia Tech	20-9	1-3	1-3	2-2	0-0	0	2	0	0	0	2	9	5
at North Carolina	21-9	1-2	1-2	0-0	0-0	0	1	1	0	0	1	8	3
at Miami	22-9	0-1	0-0	0-0	0-1	1	0	0	0	0	0	5	0
Georgia Tech	23-9	2-3	0-0	0-0	0-1	1	0	0	0	0	0	12	4
Duke	24-9	1-2	0-0	1-2	0-0	0	0	0	0	0	0	4	3
at Boston College	25-9	0-0	0-0	0-0	0-1	1	1	1	0	0	2	5	0
at Florida State	26-9	0-2	0-0	0-0	0-0	0	0	1	0	0	2	5	0
Maryland	DNP												
vs. NC State	27-9	1-1	0-0	0-0	0-0	0	0	0	0	0	2	2	2
vs. Norfolk State	28-9	2-2	2-2	1-2	0-1	1	0	0	0	0	0	11	7
vs. St. John's	29-9	1-2	1-2	2-2	0-0	0	1	1	0	0	3	13	5
vs. Iowa	30-9	1-3	0-1	0-0	0-0	0	0	1	0	0	2	9	2

CAREER STATISTICS

Year	G-GS	Min-Avg.	FG-FGA	Pct.	3FG-3FGA	Pct.	FT-FTA	Pct.	Off-Def.	Reb-Avg.	PF-DQ	Ast	TO	Blk	Stl	Pts-Avg
2012-13	30-9	405-13.5	27-72	.375	11-30	.367	22-27	.815	1-20	21-0.7	49-0	34	27	2	14	87-2.9
ACC	16-1	133-8.3	11-30	.367	5-14	.357	3-4	.750	0-6	6-0.4	15-0	8	5	0	5	30-1.9
CAREER	30-9	405-13.5	27-72	.375	11-30	.367	22-27	.815	1-20	21-0.7	49-0	34	27	2	14	87-2.9
ACC	16-1	133-8.3	11-30	.367	5-14	.357	3-4	.750	0-6	6-0.4	15-0	8	5	0	5	30-1.9

SINGLE GAME BESTS

POINTS

Season: 13 vs. North Texas (11/20/12)
 Career: 13 vs. North Texas (11/20/12)
 ACC: 6 vs. North Carolina (1/6/13)

REBOUNDS

Season: 4 vs. Old Dominion (12/22/12)
 Career: 4 vs. Old Dominion (12/22/12)
 ACC: 2 vs. North Carolina (1/6/13)

FG MADE

Season: 3 vs. North Texas (11/20/12)
 Career: 3 vs. North Texas (11/20/12)
 ACC: 2, 2x last vs. Georgia Tech (2/24/13)

FG ATTEMPTS

Season: 6 vs. North Texas (11/20/12)
 Career: 6 vs. North Texas (11/20/12)
 ACC: 4 vs. North Carolina (1/6/13)

3 PT FG MADE

Season: 2, 3x last vs. Norfolk State (3/19/13)
 Career: 2, 3x last vs. Norfolk State (3/19/13)
 ACC: 2 vs. North Carolina (1/6/13)

3 PT FG ATTEMPTS

Season: 3 vs. Virginia Tech (2/12/13)
 Career: 3 vs. Virginia Tech (2/12/13)
 ACC: 3 vs. Virginia Tech (2/12/13)

FT MADE

Season: 6 vs. North Texas (11/20/12)
 Career: 6 vs. North Texas (11/20/12)
 ACC: 2 vs. Virginia Tech (2/12/13)

FT ATTEMPTS

Season: 7 vs. North Texas (11/20/12)
 Career: 7 vs. North Texas (11/20/12)
 ACC: 2, 2x last vs. Duke (2/28/13)

ASSISTS

Season: 4 vs. North Texas (11/20/12)
 Career: 4 vs. North Texas (11/20/12)
 ACC: 2 vs. Virginia Tech (2/12/13)

TURNOVERS

Season: 4 at Wisconsin (11/28/12)
 Career: 4 at Wisconsin (11/28/12)
 ACC: 3 vs. North Carolina (1/6/13)

BLOCKS

Season: 1, 2x last at Wisconsin (11/28/12)
 Career: 1, 2x last at Wisconsin (11/28/12)
 ACC: --

STEALS


Season: 3 vs. Morgan State (12/19/12)
 Career: 3 vs. Morgan State (12/19/12)
 ACC: 2 at Wake Forest (1/9/13)

MINUTES

Season: 31 vs. North Texas (11/20/12)
 Career: 31 vs. North Texas (11/20/12)
 ACC: 20 vs. North Carolina (1/6/13)

MIKE TOBEY

#10



Freshman • Forward/Center • 6-11 • 227 • Monroe, N.Y. • Blair Academy

2012-13 SEASON:

- Missed five games from Feb. 7-19 with mononucleosis
- Tallied five points and one rebound as starter in collegiate debut at George Mason (11/9/12)
- Led Virginia scoring with 17 points in 15 minutes vs. Seattle (11/17/12)
- Tallied five points and a season-high three blocks in 12 minutes vs. Mississippi Valley State (12/8/12)
- Registered a career-high 19 points (9 -10 shooting) and six rebounds vs. Wofford (12/30/12)
- Led Virginia with 14 points and had a career-high seven rebounds at Wake Forest (1/9/13)
- Scored 10 points (5-5 from the field) and had three rebounds at Virginia Tech (1/24/13)
- Tallied 13 points and tied a season high with seven rebounds vs. NC State (1/29/13)
- Recorded 12 points and tied a season high with seven rebounds at Florida State (3/7/13)
- Posted 13 points and six rebounds vs. Maryland (3/10/13)
- Made second career start vs. NC State (3/15/13)
- Scored 10 points vs. St. John's (3/24/13)
- Contributed 15 points, six rebounds and three blocks vs. Iowa (3/27/13)

2012-13 GAME-BY-GAME:

Opponent	GP-GS	FG-FGA	3FG-3FGA	FT-FTA	Off-Def	Total	A	TO	Blk	Stl	PF	Min	Pts
at G. Mason	1-1	2-6	1-1	0-0	0-1	1	0	1	0	0	2	18	5
Fairfield	2-1	3-8	0-1	0-0	1-2	3	0	0	0	0	1	16	6
Delaware	3-1	0-2	0-0	0-0	0-1	1	0	1	1	0	0	5	0
Seattle	4-1	5-8	0-0	7-8	0-4	4	1	2	0	0	0	15	17
Lamar	5-1	3-8	0-1	0-0	0-1	1	0	2	1	0	2	17	6
North Texas	6-1	2-2	0-0	1-2	0-0	0	1	0	0	0	0	9	5
at Wisconsin	7-1	0-1	0-0	0-0	0-0	0	0	0	0	0	1	4	0
Green Bay	8-1	1-3	0-0	1-1	1-0	1	1	1	0	0	1	8	3
Tennessee	9-1	1-4	0-0	0-0	0-2	2	0	1	1	0	2	8	2
Miss. Valley St.	10-1	2-4	0-0	1-1	1-2	3	0	1	3	0	0	12	5
Morgan State	11-1	2-5	0-0	2-2	2-1	3	1	1	0	1	0	10	6
vs. Old Dominion	12-1	3-3	0-0	0-1	0-0	0	1	1	1	0	1	9	6
Wofford	13-1	9-10	1-1	0-0	1-5	6	1	1	1	0	1	27	19
North Carolina	14-1	1-5	0-0	0-0	1-2	3	0	3	1	0	0	14	2
at Wake Forest	15-1	6-9	0-0	2-2	4-3	7	0	0	0	0	1	21	14
at Clemson	16-1	3-9	0-0	0-0	1-1	2	1	0	0	0	2	15	6
Florida State	17-1	1-2	0-0	0-0	0-1	1	0	0	0	0	2	13	2
at Virginia Tech	18-1	5-5	0-0	0-0	1-2	3	1	0	0	0	2	15	10
Boston College	19-1	4-7	0-0	0-0	2-1	3	0	2	1	0	2	18	8
NC State	20-1	6-10	0-0	1-1	3-4	7	1	0	2	1	4	20	13
at Georgia Tech	21-1	0-0	0-0	1-2	0-2	2	1	1	0	0	3	9	1
Clemson	DNP												
at Maryland	DNP												
Virginia Tech	DNP												
at North Carolina	DNP												
at Miami	DNP												
Georgia Tech	22-1	3-7	1-1	0-0	3-1	4	0	0	0	0	2	15	7
Duke	23-1	0-1	0-0	0-0	0-1	1	0	0	0	0	2	5	0
at Boston College	24-1	0-1	0-0	0-0	0-0	0	0	0	0	0	2	4	0
at Florida State	25-1	6-9	0-0	0-0	5-2	7	0	0	1	0	3	17	12
Maryland	26-1	5-8	0-0	3-4	2-4	6	1	1	1	0	2	26	13
vs. NC State	27-2	3-9	0-0	0-0	0-3	3	0	1	0	0	1	19	6
vs. Norfolk State	28-2	1-2	0-0	3-4	1-2	3	0	0	0	0	0	10	5
vs. St John's	29-2	5-6	0-0	0-0	1-2	3	1	0	1	1	1	15	10
vs. Iowa	30-2	5-10	0-0	5-6	4-2	6	1	1	3	1	0	22	15

CAREER STATISTICS

Year	G-GS	Min-Avg.	FG-FGA	Pct.	3FG-3FGA	Pct.	FT-FTA	Pct.	Off-Def.	Reb-Avg.	PF-DQ	Ast	TO	Blk	Stl	Pts-Avg
2012-13	30-2	416-13.9	87-164	.530	3-5	.600	27-34	.794	34-52	86-2.9	40-0	13	21	18	3	204-6.8
ACC	13-0	192-14.8	40-73	.548	1-1	1.000	7-9	.778	22-24	46-3.5	27-0	5	7	6	1	88-6.8
CAREER	30-2	416-13.9	87-164	.530	3-5	.600	27-34	.794	34-52	86-2.9	40-0	13	21	18	3	204-6.8
ACC	13-0	192-14.8	40-73	.548	1-1	1.000	7-9	.778	22-24	46-3.5	27-0	5	7	6	1	88-6.8

SINGLE GAME BESTS

POINTS

Season: 19 vs. Wofford (12/30/12)
 Career: 19 vs. Wofford (12/30/12)
 ACC: 14 at Wake Forest (1/9/13)

REBOUNDS

Season: 7, 3x last at Florida State (3/7/13)
 Career: 7, 3x last at Florida State (3/7/13)
 ACC: 7, 3x last at Florida State (3/7/13)

FG MADE

Season: 9 vs. Wofford (12/30/12)
 Career: 9 vs. Wofford (12/30/12)
 ACC: 6, 3x last at Florida State (3/7/13)

FG ATTEMPTS

Season: 10, 3x last vs. Iowa (3/27/13)
 Career: 10, 3x last vs. Iowa (3/27/13)
 ACC: 10 vs. NC State (1/24/13)

3 PT FG MADE

Season: 1, 3x last vs. Georgia Tech (2/24/13)
 Career: 1, 3x last vs. Georgia Tech (2/24/13)
 ACC: 1 vs. Georgia Tech (2/24/13)

3 PT FG ATTEMPTS

Season: 1, 5x last vs. Georgia Tech (2/24/13)
 Career: 1, 5x last vs. Georgia Tech (2/24/13)
 ACC: 1 vs. Georgia Tech (2/24/13)

FT MADE

Season: 7 vs. Seattle (11/17/12)
 Career: 7 vs. Seattle (11/17/12)
 ACC: 3 vs. Maryland (3/10/13)

FT ATTEMPTS

Season: 8 vs. Seattle (11/17/12)
 Career: 8 vs. Seattle (11/17/12)
 ACC: 4 vs. Maryland (3/10/13)

ASSISTS

Season: 1, 13x last vs. Iowa (3/27/13)
 Career: 1, 13x last vs. Iowa (3/27/13)
 ACC: 1, 5x last vs. Maryland (3/10/13)

TURNOVERS

Season: 3 vs. North Carolina (1/6/13)
 Career: 3 vs. North Carolina (1/6/13)
 ACC: 3 vs. North Carolina (1/6/13)

BLOCKS

Season: 3, 2x last vs. Iowa (3/27/13)
 Career: 3, 2x last vs. Iowa (3/27/13)
 ACC: 2 vs. NC State (1/24/13)

STEALS

Season: 1, 4x last vs. Iowa (3/27/13)
 Career: 1, 4x last vs. Iowa (3/27/13)
 ACC: 1 vs. NC State (1/29/13)

MINUTES

Season: 27 vs. Wofford (12/30/12)
 Career: 27 vs. Wofford (12/30/12)
 ACC: 26 vs. Maryland (3/10/13)

EVAN NOLTE

#11



Freshman • Forward • 6-8 • 207 • Milton, Ga. • Milton

2012-13 SEASON:

- Played in every game, including eight starts
- Tallied six points on a pair of 3-pointers in collegiate debut at George Mason (11/9/12)
- Recorded 11 points and three steals in 28 minutes off the bench vs. Fairfield (11/12/12)
- Had three steals vs. Fairfield (11/12/12), Delaware (11/13/12) and Lamar (11/19/12)
- Scored 10 points vs. Seattle (11/17/12)
- Registered 13 points on 5-5 shooting, including 3-3 from 3-point range, vs. North Texas (11/20/12)
- Recorded 15 points, including 3-5 from 3-point range, vs. Old Dominion (12/22/12)
- Tallied seven points and a season-high six rebounds vs. Wofford (12/30/12)
- Scored nine points on three 3-pointers in ACC debut vs. North Carolina (1/6/13)
- Had a career-high seven rebounds in his first ACC start vs. Florida State (1/19/13)
- Established career highs in points (18), 3-pointers (5) and steals (4) at Virginia Tech (1/24/13)
- Tallied nine points and five rebounds vs. Clemson (2/7/13)
- Had eight points and five rebounds at Maryland (2/10/13)

2012-13 GAME-BY-GAME:

Opponent	GP-GS	FG-FGA	3FG-3FGA	FT-FTA	Off-Def	Total	A	TO	Blk	Stl	PF	Min	Pts
at G. Mason	1-0	2-6	2-4	0-0	1-1	2	3	2	0	0	4	17	6
Fairfield	2-0	4-6	1-2	2-2	0-1	1	2	1	0	3	0	28	11
Delaware	3-1	1-8	1-5	0-0	1-0	1	0	1	0	3	1	24	3
Seattle	4-2	4-7	2-3	0-0	1-0	1	3	1	0	1	1	22	10
Lamar	5-3	1-4	0-2	0-0	0-0	0	4	1	0	3	3	22	2
North Texas	6-3	5-5	3-3	0-0	0-4	4	3	3	0	1	2	29	13
at Wisconsin	7-3	2-2	2-2	2-2	0-3	3	1	1	1	0	2	19	8
Green Bay	8-3	0-1	0-1	2-2	0-2	2	2	0	0	0	2	15	2
Tennessee	9-3	0-1	0-1	2-2	0-2	2	0	1	2	0	1	10	2
Miss. Valley St.	10-3	1-1	0-0	0-0	1-3	4	1	0	1	1	2	18	2
Morgan State	11-3	2-5	0-2	1-1	1-0	1	1	1	0	0	3	14	5
vs. Old Dominion	12-3	4-7	3-5	4-5	1-2	3	0	0	1	0	3	23	15
Wofford	13-3	3-6	1-3	0-0	1-5	6	2	0	0	0	3	22	7
North Carolina	14-3	3-5	3-5	0-0	0-1	1	2	0	1	1	2	23	9
at Wake Forest	15-3	1-7	1-7	3-4	0-3	3	0	1	1	1	3	20	6
at Clemson	16-3	2-4	2-3	0-0	1-0	1	0	0	0	0	2	24	6
Florida State	17-4	1-6	0-2	0-0	1-6	7	1	2	1	0	2	30	2
at Virginia Tech	18-5	6-12	5-9	1-2	0-2	2	2	1	2	4	1	34	18
Boston College	19-6	4-5	1-2	0-0	2-0	2	0	0	1	0	4	11	9
NC State	20-7	1-5	1-4	0-0	0-1	1	0	1	0	1	3	13	3
at Georgia Tech	21-8	2-9	2-8	0-0	1-3	4	0	0	0	0	4	24	6
Clemson	22-8	3-4	3-4	0-0	0-5	5	2	0	2	1	5	22	9
at Maryland	23-8	3-7	2-5	0-0	1-4	5	3	1	0	0	4	22	8
Virginia Tech	24-8	1-3	1-3	2-2	1-3	4	0	0	0	0	1	26	5
at North Carolina	25-8	2-5	2-5	0-0	0-2	2	0	0	0	1	3	26	6
at Miami	26-8	2-5	1-4	1-2	0-1	1	1	0	1	2	3	22	6
Georgia Tech	27-8	1-3	0-2	0-0	0-1	1	0	0	1	1	2	20	2
Duke	28-8	0-1	0-1	2-3	1-0	1	1	2	0	0	1	16	2
at Boston College	29-8	1-4	1-3	0-0	1-1	2	1	0	0	0	2	21	3
at Florida State	30-8	0-2	0-1	0-0	2-0	2	0	0	0	0	0	10	0
Maryland	31-8	0-2	0-1	0-0	0-0	0	0	1	0	1	0	4	0
vs. NC State	32-8	2-3	1-2	0-0	0-0	0	0	0	0	0	2	10	5
vs. Norfolk State	33-8	1-3	1-2	4-6	1-4	5	2	0	1	1	5	24	7
vs. St. John's	34-8	0-2	0-1	0-0	1-2	3	2	1	0	1	2	18	0
vs. Iowa	35-8	0-1	0-1	0-0	1-1	2	0	0	0	0	0	11	0

SINGLE GAME BESTS

POINTS

Season: 18 at Virginia Tech (1/24/13)
 Career: 18 at Virginia Tech (1/24/13)
 ACC: 18 at Virginia Tech (1/24/13)

REBOUNDS

Season: 7 vs. Florida State (1/19/13)
 Career: 7 vs. Florida State (1/19/13)
 ACC: 7 vs. Florida State (1/19/13)

FG MADE

Season: 6 at Virginia Tech (1/24/13)
 Career: 6 at Virginia Tech (1/24/13)
 ACC: 6 at Virginia Tech (1/24/13)

FG ATTEMPTS

Season: 12 at Virginia Tech (1/24/13)
 Career: 12 at Virginia Tech (1/24/13)
 ACC: 12 at Virginia Tech (1/24/13)

3 PT FG MADE

Season: 5 at Virginia Tech (1/24/13)
 Career: 5 at Virginia Tech (1/24/13)
 ACC: 5 at Virginia Tech (1/24/13)

3 PT FG ATTEMPTS

Season: 9 at Virginia Tech (1/24/13)
 Career: 9 at Virginia Tech (1/24/13)
 ACC: 9 at Virginia Tech (1/24/13)

FT MADE

Season: 4, 2x last vs. Norfolk State (3/19/13)
 Career: 4, 2x last vs. Norfolk State (3/19/13)
 ACC: 3 at Wake Forest (1/9/13)

FT ATTEMPTS

Season: 6 vs. Norfolk State (3/19/13)
 Career: 6 vs. Norfolk State (3/19/13)
 ACC: 4 at Wake Forest (1/9/13)

ASSISTS

Season: 3, 4x last at Maryland (2/10/13)
 Career: 3, 4x last at Maryland (2/10/13)
 ACC: 3 at Maryland (2/10/13)

TURNOVERS

Season: 3 vs. North Texas (11/20/12)
 Career: 3 vs. North Texas (11/20/12)
 ACC: 2, 2x last vs. Duke (2/28/13)

BLOCKS

Season: 2, 3x last vs. Clemson (2/7/13)
 Career: 2, 3x last vs. Clemson (2/7/13)
 ACC: 2, 2x last vs. Clemson (2/7/13)

STEALS

Season: 4 at Virginia Tech (1/24/13)
 Career: 4 at Virginia Tech (1/24/13)
 ACC: 4 at Virginia Tech (1/24/13)

MINUTES


Season: 34 at Virginia Tech (1/24/13)
 Career: 34 at Virginia Tech (1/24/13)
 ACC: 34 at Virginia Tech (1/24/13)

CAREER STATISTICS

Year	G-GS	Min-Avg.	FG-FGA	Pct.	3FG-3FGA	Pct.	FT-FTA	Pct.	Off-Def.	Reb-Avg.	PF-DQ	Ast	TO	Blk	Stl	Pts-Avg
2012-13	35-8	694-19.8	65-157	.414	42-108	.389	26-33	.788	21-63	84-2.4	78-2	36	21	16	27	198-5.7
ACC	18-5	368-20.4	33-89	.371	25-69	.362	9-13	.692	11-33	44-2.6	42-1	13	9	10	13	100-5.6
CAREER	35-8	694-19.8	65-157	.414	42-108	.389	26-33	.788	21-63	84-2.4	78-2	36	21	16	27	198-5.7
ACC	18-5	368-20.4	33-89	.371	25-69	.362	9-13	.692	11-33	44-2.6	42-1	13	9	10	13	100-5.6

JOE HARRIS

#12



Junior • Guard • 6-6 • 211 • Chelan, Wash. • Chelan

2012-13 SEASON:

- Led Virginia in scoring in 19 games
- Averaged a career-high 16.3 points per game
- Scored in double figures in 31 of 35 games
- Tallied 19 points and eight rebounds at George Mason (11/9/12)
- Scored a team-high 20 points vs. Delaware (11/13/12)
- Led UVa with 17 points and had two blocked shots and three steals vs. Lamar (11/19/12)
- Scored 22 points and had five rebounds and five assists at Wisconsin (11/28/12)
- Scored 20 points and was 4-7 from three-point range vs. Green Bay (12/1/12)
- Had a career-high six assists vs. Mississippi Valley State (12/8/12)
- Led UVa with 19 points in ACC opener vs. North Carolina (1/6/13)
- Had a team-leading 17 points and tied a career-high with four steals vs. Florida State (1/19/13)
- Tied a career-high three blocked shots vs. Boston College (1/26/13)
- Scored 22 points vs. NC State (1/29/13)
- Scored a game-high 21 points vs. Clemson (2/7/13)
- Contributed 22 points at Maryland (2/10/13)
- Scored 26 points and tied a career high with five 3-pointers vs. Virginia Tech (2/12/13)
- Scored 27 points, including four 3-pointers at North Carolina (2/16/13)
- Tallied 16 points and seven rebounds at Miami (2/20/13)
- Contributed a career-high 36 points and seven rebounds vs. Duke (2/28/13)
- Named to the 2013 ACSMA All-ACC First Team
- Named to the 2013 USBWA District III Team
- Was a unanimous selection on the 2013 Coaches All-ACC Team
- Named VaSID First-Team All-State

2012-13 GAME-BY-GAME:

Opponent	GP-GS	FG-FGA	3FG-3FGA	FT-FTA	Off-Def	Total	A	TO	Blk	Stl	PF	Min	Pts
at G. Mason	1-1	6-15	4-7	3-4	1-7	8	3	4	0	0	3	35	19
Fairfield	2-2	5-11	0-0	5-6	2-5	7	3	1	1	1	2	34	15
Delaware	3-3	7-19	3-9	3-4	2-2	4	1	3	0	0	5	38	20
Seattle	4-4	2-5	1-2	2-3	0-1	1	0	2	0	0	3	20	7
Lamar	5-5	7-11	3-5	0-0	0-5	5	2	0	2	3	1	25	17
North Texas	6-6	3-6	3-4	3-4	0-2	2	2	1	1	0	3	21	12
at Wisconsin	7-7	8-19	1-7	5-6	1-4	5	5	0	0	0	1	35	22
Green Bay	8-8	8-14	4-7	0-0	0-2	2	2	3	0	0	1	35	20
Tennessee	9-9	6-11	1-3	0-1	1-5	6	1	1	0	0	1	34	13
Miss. Valley St.	10-10	0-4	0-2	3-4	0-3	3	6	1	1	0	1	27	3
Morgan State	11-11	3-4	2-3	6-9	0-2	2	3	4	0	0	2	21	14
vs. Old Dominion	12-12	6-15	4-9	2-2	0-3	3	2	2	1	0	1	33	18
Wofford	13-13	5-6	2-2	3-4	0-4	4	3	3	0	2	1	25	15
North Carolina	14-14	7-11	2-4	3-6	1-4	5	1	1	0	2	2	36	19
at Wake Forest	15-15	5-14	2-3	1-1	2-2	4	2	4	1	1	4	34	13
at Clemson	16-16	5-13	2-7	2-2	0-5	5	3	0	0	1	3	31	14
Florida State	17-17	5-12	3-6	4-4	3-1	4	1	1	1	4	2	32	17
at Virginia Tech	18-18	6-9	4-6	1-3	1-2	3	2	2	0	1	2	35	17
Boston College	19-19	3-9	1-4	0-0	1-4	5	4	2	3	0	2	34	7
NC State	20-20	7-15	3-8	5-6	1-3	4	1	0	0	0	3	34	22
at Georgia Tech	21-21	6-14	4-9	2-4	4-2	6	4	6	1	1	4	37	18
Clemson	22-22	7-10	2-4	5-6	1-3	4	2	1	0	1	2	27	21
at Maryland	23-23	7-8	3-4	5-6	1-1	2	1	3	0	2	2	37	22
Virginia Tech	24-24	7-12	5-7	7-7	0-4	4	1	1	1	0	2	32	26
at North Carolina	25-25	10-13	4-6	3-3	0-2	2	1	3	1	2	4	33	27
at Miami	26-26	7-16	1-5	1-2	1-6	7	2	1	0	1	2	36	16
Georgia Tech	27-27	4-10	0-5	7-8	1-2	3	1	1	0	0	1	31	15
Duke	28-28	12-20	2-5	10-12	4-3	7	2	1	2	1	5	35	36
at Boston College	29-29	4-11	2-4	4-5	0-3	3	3	3	0	1	1	36	14
at Florida State	30-30	5-15	1-6	2-2	0-1	1	1	1	0	2	3	38	13
Maryland	31-31	4-18	2-7	5-8	1-4	5	1	1	1	1	2	40	15
vs. NC State	32-32	4-13	2-9	3-5	1-3	4	3	5	0	1	2	35	13
vs. Norfolk State	33-33	4-7	2-5	2-5	0-6	6	2	4	0	2	4	36	12
vs. St. John's	34-34	2-7	0-2	3-6	0-5	5	4	0	0	1	2	33	7
vs. Iowa	35-35	4-11	2-5	1-2	0-0	0	1	4	0	0	3	34	11

CAREER STATISTICS

Year	G-GS	Min-Avg.	FG-FGA	Pct.	3FG-3FGA	Pct.	FT-FTA	Pct.	Off-Def.	Reb-Avg.	PF-DQ	Ast	TO	Blk	Stl	Pts-Avg
2010-11	31-25	910-29.4	107-256	.418	65-156	.417	44-58	.759	35-100	135-4.4	69-2	39	49	11	27	323-10.4
ACC	16-13	512-32.0	55-140	.393	39-93	.419	30-39	.769	18-63	81-5.1	35-2	22	25	6	13	179-11.2
2011-12	32-31	969-30.3	121-274	.442	49-129	.380	71-92	.772	29-95	124-3.9	68-2	55	46	12	23	362-11.3
ACC	16-15	472-29.5	56-129	.434	25-57	.439	18-28	.643	20-44	64-4.0	38-1	30	27	8	8	155-9.7
2012-13	35-35	1139-32.5	191-408	.468	77-181	.425	111-150	.740	30-111	141-4.0	82-2	76	70	17	31	570-16.3
ACC	18-18	618-34.3	111-230	.483	43-100	.430	67-85	.788	22-52	74-4.1	46-1	33	32	11	21	332-18.4
CAREER	98-91	3018-30.8	419-938	.447	191-466	.410	226-300	.753	94-306	400-4.1	219-6	170	165	40	81	1255-12.8
ACC	50-46	1602-32.0	222-499	.445	107-250	.428	115-152	.757	60-159	219-4.4	119-4	85	84	25	42	666-13.3

SINGLE GAME BESTS

POINTS

Season: 36 vs. Duke (2/28/13)
 Career: 36 vs. Duke (2/28/13)
 ACC: 36 vs. Duke (2/28/13)

REBOUNDS

Season: 8 at George Mason (11/9/12)
 Career: 10 vs. Boston College (2/26/11)
 ACC: 10 vs. Boston College (2/26/11)

FG MADE

Season: 12 vs. Duke (2/28/13)
 Career: 12 vs. Duke (2/28/13)
 ACC: 12 vs. Duke (2/28/13)

FG ATTEMPTS

Season: 20 vs. Duke (2/28/13)
 Career: 20 vs. Duke (2/28/13)
 ACC: 20 vs. Duke (2/28/13)

3 PT FG MADE

Season: 5 vs. Virginia Tech (2/12/13)
 Career: 5, 3x last vs. Virginia Tech (2/12/13)
 ACC: 5, 2x last vs. Virginia Tech (2/12/13)

3 PT FG ATTEMPTS

Season: 9, 4x last vs. NC State (3/15/13)
 Career: 10 vs. Radford (12/7/10)
 ACC: 9, 3x last at Georgia Tech (2/3/13)

FT MADE

Season: 10 vs. Duke (2/28/13)
 Career: 10 vs. Duke (2/28/13)
 ACC: 10 vs. Duke (2/28/13)

FT ATTEMPTS

Season: 12 vs. Duke (2/28/13)
 Career: 12 vs. Duke (2/28/13)
 ACC: 12 vs. Duke (2/28/13)

ASSISTS

Season: 6 vs. Mississippi Valley State (12/8/12)
 Career: 6 vs. Mississippi Valley State (12/8/12)
 ACC: 5 vs. Florida State (3/1/12)

TURNOVERS

Season: 6 at Georgia Tech (2/3/13)
 Career: 6 at Georgia Tech (2/3/13)
 ACC: 6 at Georgia Tech (2/3/13)

BLOCKS

Season: 3 vs. Boston College (1/26/13)
 Career: 3, 2x last vs. Boston College (1/26/13)
 ACC: 3, 2x last vs. Boston College (1/26/13)

STEALS


Season: 4 vs. Florida State (1/19/13)
 Career: 4, 2x last vs. Florida State (1/19/13)
 ACC: 4 vs. Florida State (1/19/13)

MINUTES

Season: 40 vs. Maryland (3/10/13)
 Career: 41 at Miami (2/5/11)
 ACC: 41 at Miami (2/5/11)

JUSTIN ANDERSON

#23



Freshman • Guard • 6-6 • 226 • Montross, Va. • Montrose Christian

2012-13 SEASON:

- Played in all 35 games and started the last 14 games
- Led freshmen in scoring, rebounds, assists and steals
- Tallied four points, three rebounds and three assists as starter in collegiate debut at George Mason (11/9/12)
- Contributed 11 points vs. Seattle (11/17/12)
- Had six points, three rebounds and two assists vs. Lamar (11/19/12)
- Scored 14 points and added four rebounds, four assists and three steals vs. North Texas (11/20/12)
- Recorded 15 points and nine rebounds vs. Mississippi Valley State (12/8/12)
- Scored five points and grabbed eight rebounds at Wake Forest (1/9/13)
- Sank a career-high two 3-pointers and had a career-high three blocked shots vs. Florida State (1/19/13)
- Tallied 11 points and had a career-high six assists and three steals at Virginia Tech (1/24/13)
- Scored 16 points vs. Boston College (1/26/13)
- Recorded 10 points, four assists and three rebounds at Georgia Tech (2/3/13)
- Had 14 points and three steals in first ACC start vs. Clemson (2/7/13)
- Recorded ACC career-highs in points (17) and rebounds (9) in 35 minutes at Maryland (2/10/13)
- Named ACC Rookie of the Week on Feb. 11
- Contributed seven points and had three blocked shots at Miami (2/20/13)
- Scored 11 points and had four assists vs. Georgia Tech (2/24/13)
- Had eight points and a career-high five blocked shots vs. Maryland (3/10/13)
- Tallied 15 points, five rebounds and four assists vs. Norfolk State (3/19/13)
- Recorded 18 points along with three blocks and four assists vs. St. John's (3/24/13)
- Led Virginia scoring with a career-high 24 points, five blocks and three steals vs. Iowa (3/27/13)

2012-13 GAME-BY-GAME:

Opponent	GP-GS	FG-FGA	3FG-3FGA	FT-FTA	Off-Def	Total	A	TO	Blk	Stl	PF	Min	Pts
at G. Mason	1-1	1-5	0-3	2-5	2-1	3	3	1	0	1	3	27	4
Fairfield	2-1	1-5	0-2	2-4	2-3	5	4	1	1	0	1	27	4
Delaware	3-2	1-3	0-1	0-0	1-0	1	2	4	1	2	3	30	2
Seattle	4-3	4-5	0-1	3-3	0-2	2	4	3	2	1	0	21	11
Lamar	5-3	2-6	0-1	2-2	0-3	3	2	2	1	1	0	20	6
North Texas	6-3	4-10	0-1	6-8	3-1	4	4	0	1	3	2	23	14
at Wisconsin	7-3	1-2	1-2	0-0	0-4	4	0	0	0	0	0	9	3
Green Bay	8-3	2-5	1-2	0-0	1-0	1	0	0	0	0	0	12	5
Tennessee	9-3	0-2	0-1	0-0	0-0	0	1	0	1	0	0	11	0
Miss. Valley St.	10-3	6-11	1-3	2-2	1-8	9	2	0	2	2	1	27	15
Morgan State	11-3	1-5	1-2	2-2	0-2	2	1	1	1	0	0	22	5
vs. Old Dominion	12-3	0-1	0-0	0-0	1-1	2	2	0	1	0	1	11	0
Wofford	13-3	3-7	0-3	0-0	1-1	2	3	1	0	2	1	25	6
North Carolina	14-3	0-2	0-1	1-2	1-3	4	2	0	2	0	0	19	1
at Wake Forest	15-3	2-5	0-0	1-2	4-4	8	2	1	0	0	3	17	5
at Clemson	16-3	0-4	0-1	0-0	1-1	2	0	2	0	0	2	14	0
Florida State	17-3	3-5	2-3	0-0	1-2	3	1	2	3	1	1	21	8
at Virginia Tech	18-3	3-6	1-3	4-4	2-0	2	6	1	0	3	0	24	11
Boston College	19-3	7-9	0-1	2-2	0-2	2	2	1	0	0	0	25	16
NC State	20-3	1-3	0-0	0-0	0-2	2	1	0	1	1	3	18	2
at Georgia Tech	21-3	3-8	1-1	3-4	2-1	3	4	1	1	0	3	25	10
Clemson	22-4	6-9	1-4	1-2	0-1	1	2	1	1	3	1	24	14
at Maryland	23-5	5-14	1-3	6-6	1-8	9	3	2	1	0	1	35	17
Virginia Tech	24-6	0-4	0-1	4-4	0-3	3	1	2	0	0	3	28	4
at North Carolina	25-7	4-9	0-1	0-2	0-2	2	5	1	1	0	1	32	8
at Miami	26-8	3-8	1-2	0-0	1-0	1	1	1	3	0	3	28	7
Georgia Tech	27-9	4-9	1-2	2-2	0-2	2	4	3	1	2	0	22	11
Duke	28-10	1-2	0-0	0-0	1-4	5	2	0	2	1	3	30	2
at Boston College	29-11	1-5	0-2	1-2	1-4	5	1	1	0	0	3	32	3
at Florida State	30-12	2-3	0-1	0-0	0-2	2	1	0	0	1	0	22	4
Maryland	31-13	3-5	1-3	1-2	1-5	6	3	1	5	1	2	37	8
vs. NC State	32-14	1-5	1-4	0-2	0-3	3	2	2	1	1	2	26	3
vs. Norfolk State	33-15	4-8	0-1	7-9	2-3	5	4	3	1	1	3	30	15
vs. St. John's	34-16	4-8	1-2	9-10	1-1	2	4	1	3	0	1	32	18
vs. Iowa	35-17	6-14	5-8	7-8	1-5	6	2	4	5	3	2	35	24

CAREER STATISTICS

Year	G-GS	Min-Avg.	FG-FGA	Pct.	3FG-3FGA	Pct.	FT-FTA	Pct.	Off-Def.	Reb-Avg.	PF-DQ	Ast	TO	Blk	Stl	Pts-Avg
2012-13	35-17	841-24.0	89-212	.420	20-66	.303	68-89	.764	32-84	116-3.3	49-0	81	43	42	30	266-7.6
ACC	18-10	453-25.2	48-110	.436	9-29	.310	26-34	.765	16-46	62-3.4	29-0	41	20	21	13	131-7.3
CAREER	35-17	841-24.0	89-212	.420	20-66	.303	68-89	.764	32-84	116-3.3	49-0	81	43	42	30	266-7.6
ACC	18-10	453-25.2	48-110	.436	9-29	.310	26-34	.765	16-46	62-3.4	29-0	41	20	21	13	131-7.3

SINGLE GAME BESTS

POINTS

Season: 24 vs. Iowa (3/27/13)
 Career: 24 vs. Iowa (3/27/13)
 ACC: 17 at Maryland (2/10/13)

REBOUNDS

Season: 9, 2x last at Maryland (2/10/13)
 Career: 9, 2x last at Maryland (2/10/13)
 ACC: 9 at Maryland (2/10/13)

FG MADE

Season: 7 vs. Boston College (1/26/13)
 Career: 7 vs. Boston College (1/26/13)
 ACC: 7 vs. Boston College (1/26/13)

FG ATTEMPTS

Season: 14, 2x last vs. Iowa (3/27/13)
 Career: 14, 2x last vs. Iowa (3/27/13)
 ACC: 14 at Maryland (2/10/13)

3 PT FG MADE

Season: 5 vs. Iowa (3/27/13)
 Career: 5 vs. Iowa (3/27/13)
 ACC: 2 vs. Florida State (1/19/13)

3 PT FG ATTEMPTS

Season: 8 vs. Iowa (3/27/13)
 Career: 8 vs. Iowa (3/27/13)
 ACC: 4 vs. Clemson (2/7/13)

FT MADE

Season: 9 vs. St. John's (3/24/13)
 Career: 9 vs. St. John's (3/24/13)
 ACC: 6 at Maryland (2/10/13)

FT ATTEMPTS

Season: 10 vs. St. John's (3/24/13)
 Career: 10 vs. St. John's (3/24/13)
 ACC: 6 at Maryland (2/10/13)

ASSISTS

Season: 6 at Virginia Tech (1/24/13)
 Career: 6 at Virginia Tech (1/24/13)
 ACC: 6 at Virginia Tech (1/24/13)

TURNOVERS

Season: 4, 2x last vs. Iowa (3/27/13)
 Career: 4, 2x last vs. Iowa (3/27/13)
 ACC: 3 vs. Georgia Tech (2/24/13)

BLOCKS

Season: 5, 2x last vs. Iowa (3/27/13)
 Career: 5, 2x last vs. Iowa (3/27/13)
 ACC: 5 vs. Maryland (3/10/13)

STEALS

Season: 3, 4x last vs. Iowa (3/27/13)
 Career: 3, 4x last vs. Iowa (3/27/13)
 ACC: 3, 2x last vs. Clemson (2/7/13)

MINUTES

Season: 37 vs. Maryland (3/10/13)
 Career: 37 vs. Maryland (3/10/13)
 ACC: 37 vs. Maryland (3/10/13)

CAID KIRVEN

#24



Freshman • Forward • 6-8 • 217 • Raleigh, N.C. • Woodberry Forest

2012-13 SEASON:

- Made his collegiate debut vs. Mississippi Valley State (12/8/12)
- Played two minutes vs. Wofford (12/30/12)
- Made his ACC debut vs. Florida State (1/19/13)
- Played five minutes vs. Clemson (2/7/13)
- Played two minutes vs. Virginia Tech (2/12/13)
- Played one minute vs. St. John's (3/24/13)

SINGLE GAME BESTS

POINTS

Season: --
 Career: --
 ACC: --

REBOUNDS

Season: 2 vs. Clemson (2/7/13)
 Career: 2 vs. Clemson (2/7/13)
 ACC: 2 vs. Clemson (2/7/13)

FG MADE

Season: --
 Career: --
 ACC: --

FG ATTEMPTS

Season: 1, 2x last vs. Clemson (2/7/13)
 Career: 1, 2x last vs. Clemson (2/7/13)
 ACC: 1 vs. Clemson (2/7/13)

3 PT FG MADE

Season: --
 Career: --
 ACC: --

3 PT FG ATTEMPTS

Season: --
 Career: --
 ACC: --

FT MADE

Season: --
 Career: --
 ACC: --

FT ATTEMPTS

Season: --
 Career: --
 ACC: --

ASSISTS

Season: --
 Career: --
 ACC: --

TURNOVERS

Season: 1, 3x last vs. Clemson (2/7/13)
 Career: 1, 3x last vs. Clemson (2/7/13)
 ACC: 1, 2x last vs. Clemson (2/7/13)

BLOCKS

Season: --
 Career: --
 ACC: --

STEALS

Season: --
 Career: --
 ACC: --

MINUTES

Season: 5 vs. Clemson (2/7/13)
 Career: 5 vs. Clemson (2/7/13)
 ACC: 5 vs. Clemson (2/7/13)

2012-13 GAME-BY-GAME:

Opponent	GP-GS	FG-FGA	3FG-3FGA	FT-FTA	Off-Def	Total	A	TO	Blk	Stl	PF	Min	Pts
at G. Mason	DNP												
Fairfield	DNP												
Delaware	DNP												
Seattle	DNP												
Lamar	DNP												
North Texas	DNP												
at Wisconsin	DNP												
Green Bay	DNP												
Tennessee	DNP												
Miss. Valley St.	1-0	0-1	0-0	0-0	0-0	0	0	1	0	0	1	2	0
Morgan State	DNP												
vs. Old Dominion	DNP												
Wofford	2-0	0-0	0-0	0-0	0-1	1	0	0	0	0	0	2	0
North Carolina	DNP												
at Wake Forest	DNP												
at Clemson	DNP												
Florida State	3-0	0-0	0-0	0-0	0-0	0	0	1	0	0	0	1	0
at Virginia Tech	DNP												
Boston College	DNP												
NC State	DNP												
at Georgia Tech	DNP												
Clemson	4-0	0-1	0-0	0-0	0-2	2	0	1	0	0	0	5	0
at Maryland	DNP												
Virginia Tech	5-0	0-0	0-0	0-0	0-0	0	0	0	0	0	0	2	0
at North Carolina	DNP												
at Miami	DNP												
Georgia Tech	DNP												
Duke	DNP												
at Boston College	DNP												
at Florida State	DNP												
Maryland	DNP												
vs. NC State	DNP												
vs. Norfolk State	DNP												
vs. St. John's	6-0	0-0	0-0	0-0	0-0	0	0	0	0	0	0	1	0
vs. Iowa	DNP												

CAREER STATISTICS

Year	G-GS	Min-Avg.	FG-FGA	Pct.	3FG-3FGA	Pct.	FT-FTA	Pct.	Off-Def.	Reb-Avg.	PF-DQ	Ast	TO	Blk	Stl	Pts-Avg
2012-13	6-0	13-2.2	0-2	.000	0-0	.000	0-0	.000	0-3	3-0.5	1-0	0	3	0	0	0-0.0
ACC	3-0	8-2.7	0-1	.000	0-0	.000	0-0	.000	0-2	2-0.7	0-0	0	2	0	0	0-0.0
CAREER	6-0	13-2.2	0-2	.000	0-0	.000	0-0	.000	0-3	3-0.5	1-0	0	3	0	0	0-0.0
ACC	3-0	8-2.7	0-1	.000	0-0	.000	0-0	.000	0-2	2-0.7	0-0	0	2	0	0	0-0.0

AKIL MITCHELL

#25



Junior • Forward • 6-8 • 234 • Charlotte, N.C. • Charlotte Christian School

2012-13 SEASON:

- Averaged a career-high 13.1 points and 8.9 rebounds per game
- Shot a career-high 54.5 percent from the field and 69.3 percent from the free throw line
- Named to 2013 ACSMA and Coaches All-ACC Third Teams
- Named VaSID All-State Second Team
- Had 15 points and 13 rebounds for his second career double-double vs. Delaware (11/13/12)
- Had 14 points and a career-high 16 rebounds for his third career double-double vs. Seattle (11/17/12)
- Posted 11 points and 10 rebounds for his fourth career double-double at Wisconsin (11/28/12)
- Scored a career-high 20 points and had nine rebounds vs. Green Bay (12/1/12)
- Recorded 13 points and 12 rebounds for his fifth career double-double vs. Tennessee (12/5/12)
- Tied a career-high with 20 points and had four steals in 16 minutes vs. Mississippi Valley State (12/8/12)
- Tallied a career-high seven assists and recorded his sixth career double-double with 15 points and 12 rebounds vs. Morgan State (12/19/12)
- Tallied 10 points and 10 rebounds at Wake Forest (1/9/13) for his seventh career double-double
- Recorded his eighth career double-double with 14 points and 12 rebounds vs. NC State (1/29/13)
- Posted 13 points and 12 rebounds for ninth career double-double at Georgia Tech (2/3/13)
- Scored 16 points and tied a career-high with four steals vs. Clemson (2/7/13)
- Contributed 17 points and eight rebounds vs. Virginia Tech (2/12/13)
- Scored 18 points and had eight rebounds vs. Georgia Tech (2/24/13)
- Recorded his 10th career double-double with an ACC career-high 19 points and 12 rebounds vs. Duke (2/28/13)
- Recorded his 11th career double-double with 15 points and 12 rebounds at Florida State (3/7/13)
- Recorded 12th career double-double with 17 points and 10 rebounds vs Maryland (3/10/13)
- Tallied 15 points and 11 rebounds for his 12th double-double vs. Norfolk State (3/19/13)

2012-13 GAME-BY-GAME:

Opponent	GP-GS	FG-FGA	3FG-3FGA	FT-FTA	Off-Def	Total	A	TO	Blk	Stl	PF	Min	Pts
at G. Mason	1-1	4-6	0-0	3-5	3-4	7	0	1	1	2	1	30	11
Fairfield	2-2	4-11	0-0	4-6	3-5	8	2	1	1	1	2	33	12
Delaware	3-3	5-11	0-0	5-8	5-8	13	3	1	1	0	4	30	15
Seattle	4-4	5-7	0-0	4-4	6-10	16	1	2	0	3	2	26	14
Lamar	5-5	2-7	0-0	6-6	3-5	8	2	0	0	0	2	23	10
North Texas	6-6	3-5	0-0	2-3	0-4	4	1	4	0	0	4	24	8
at Wisconsin	7-7	3-6	0-0	5-6	3-7	10	2	3	0	0	2	33	11
Green Bay	8-8	9-12	0-0	2-2	0-9	9	2	1	1	0	2	26	20
Tennessee	9-9	6-13	0-0	1-3	5-7	12	1	2	0	0	2	34	13
Miss. Valley St.	10-10	9-14	0-0	2-3	2-3	5	1	1	0	4	2	16	20
Morgan State	11-11	5-12	0-1	5-8	4-8	12	7	2	0	1	3	33	15
vs. Old Dominion	12-12	3-10	0-0	2-3	4-5	9	1	1	1	0	2	33	8
Wofford	13-13	6-7	0-0	3-4	1-5	6	2	1	0	4	1	25	15
North Carolina	14-14	2-5	0-0	3-8	2-9	11	1	1	0	2	3	31	7
at Wake Forest	15-15	5-9	0-0	0-1	5-5	10	0	3	1	2	1	31	10
at Clemson	16-16	3-5	0-0	1-2	3-6	9	3	4	1	2	2	31	7
Florida State	17-17	6-7	0-0	1-2	1-4	5	3	2	0	2	4	34	13
at Virginia Tech	18-18	3-6	0-0	2-3	1-7	8	1	2	0	1	4	31	8
Boston College	19-19	6-10	0-0	4-5	2-4	6	0	3	1	1	2	34	16
NC State	20-20	6-12	0-0	2-3	1-11	12	2	0	0	0	0	36	14
at Georgia Tech	21-21	6-14	0-0	1-1	3-9	12	0	1	1	0	3	34	13
Clemson	22-22	7-11	0-0	2-2	2-4	6	0	1	1	4	1	31	16
at Maryland	23-23	4-6	0-0	5-8	2-2	4	0	2	0	2	2	27	13
Virginia Tech	24-24	6-12	0-0	5-8	2-6	8	3	0	0	2	0	34	17
at North Carolina	25-25	3-7	0-0	3-4	0-9	9	0	2	0	0	4	29	9
at Miami	26-26	3-10	0-0	0-0	4-4	8	1	2	0	1	3	29	6
Georgia Tech	27-27	8-9	0-0	2-2	3-5	8	1	0	0	1	1	30	18
Duke	28-28	5-11	0-0	9-10	3-9	12	1	2	1	0	0	35	19
at Boston College	29-29	8-11	0-0	0-0	1-7	8	1	2	0	2	3	35	16
at Florida State	30-30	6-10	0-0	3-3	6-6	12	3	2	1	0	2	34	15
Maryland	31-31	7-16	0-1	3-5	2-8	10	1	1	0	0	4	39	17
vs. NC State	32-32	7-11	0-0	5-6	1-7	8	3	1	2	3	2	33	19
vs. Norfolk State	33-33	5-11	0-0	5-11	4-7	11	1	5	0	2	3	30	15
vs. St. John's	34-34	5-5	0-0	1-2	3-6	9	0	5	0	1	0	25	11
vs. Iowa	35-35	2-6	0-0	5-6	4-3	7	2	2	0	2	1	30	9

CAREER STATISTICS

Year	G-GS	Min-Avg.	FG-FGA	Pct.	3FG-3FGA	Pct.	FT-FTA	Pct.	Off-Def.	Reb-Avg.	PF-DQ	Ast	TO	Blk	Stl	Pts-Avg
2010-11	29-1	438-15.1	27-80	.338	1-8	.125	15-29	.517	22-64	86-3.0	51-1	24	17	6	18	70-2.4
ACC	16-0	254-15.9	15-43	.349	1-5	.200	12-18	.667	11-25	36-2.3	30-1	12	9	4	11	43-2.7
2011-12	32-15	705-22.0	52-103	.505	0-0	.000	27-53	.509	39-102	141-4.4	71-1	27	26	10	21	131-4.1
ACC	16-13	383-23.9	26-57	.456	0-0	.000	16-27	.593	22-52	74-4.6	42-1	16	16	4	14	68-4.3
2012-13	35-35	1069-30.5	177-325	.545	0-2	.000	106-153	.693	94-218	312-8.9	74-0	52	63	14	45	460-13.1
ACC	18-18	585-32.5	94-171	.550	0-1	.000	46-67	.687	43-115	158-8.8	39-0	21	30	7	22	234-13.0
CAREER	96-51	2212-23.0	256-508	.504	1-10	.100	148-235	.630	155-384	539-5.6	196-2	103	106	30	84	661-6.9
ACC	50-31	1222-24.4	135-271	.498	1-6	.167	74-112	.661	76-192	268-5.4	111-2	49	55	15	47	345-6.9

SINGLE GAME BESTS

POINTS

Season: 20, 2x last vs. Miss. Valley State (12/8/12)
 Career: 20, 2x last vs. Miss. Valley State (12/8/12)
 ACC: 19 vs. Duke (2/28/13)

REBOUNDS

Season: 16 vs. Seattle (11/17/12)
 Career: 16 vs. Seattle (11/17/12)
 ACC: 12, 4x last at Florida State (3/7/13)

FG MADE

Season: 9, 2x last vs. Miss. Valley State (12/8/12)
 Career: 9, 2x last vs. Miss. Valley State (12/8/12)
 ACC: 8, 2x last at Boston College (3/3/13)

FG ATTEMPTS

Season: 16 vs. Maryland (3/10/13)
 Career: 16 vs. Maryland (3/10/13)
 ACC: 16 vs. Maryland (3/10/13)

3 PT FG MADE

Season: --
 Career: 1 vs. North Carolina (1/8/11)
 ACC: 1 vs. North Carolina (1/8/11)

3 PT FG ATTEMPTS

Season: 1, 2x last vs. Maryland (3/10/13)
 Career: 1, 10x last vs. Maryland (3/10/13)
 ACC: 1, 6x last vs. Maryland (3/10/13)

FT MADE

Season: 9 vs. Duke (2/28/13)
 Career: 9 vs. Duke (2/28/13)
 ACC: 9 vs. Duke (2/28/13)

FT ATTEMPTS

Season: 11 vs. Norfolk State (3/19/13)
 Career: 11 vs. Norfolk State (3/19/13)
 ACC: 10 vs. Duke (2/28/13)

ASSISTS

Season: 7 vs. Morgan State (12/19/12)
 Career: 7 vs. Morgan State (12/19/12)
 ACC: 4 vs. Wake Forest (2/8/12)

TURNOVERS

Season: 5, 2x last vs. St. Johns (3/23/13)
 Career: 5, 2x last vs. St. Johns (3/23/13)
 ACC: 4 at Clemson (1/12/13)

BLOCKS

Season: 2 vs. NC State (3/15/13)
 Career: 2, 3x last vs. NC State (3/15/13)
 ACC: 2, 2x last at North Carolina (2/11/12)

STEALS


Season: 4, 3x last vs. Clemson (2/7/13)
 Career: 4, 3x last vs. Clemson (2/7/13)
 ACC: 4 vs. Clemson (2/7/13)

MINUTES

Season: 39 vs. Maryland (3/10/13)
 Career: 39 vs. Maryland (3/10/13)
 ACC: 39 vs. Maryland (3/10/13)

THOMAS ROGERS

#30



Junior • Guard • 6-6 • 209 • Farmville, Va. • Fork Union Military Academy

2012-13 SEASON:

- Made his season debut vs. Seattle (11/17/12)
- Played two minutes vs. Lamar (11/19/12)
- Played three minutes vs. Mississippi Valley State (12/8/12)
- Played one minute vs. Morgan State (12/19/12)
- Saw two minutes of action vs. Wofford (12/30/12)
- Played one minute vs. Florida State (1/19/13)
- Played four minutes vs. Clemson (2/7/13)
- Played two minutes vs. Virginia Tech (2/12/13)
- Played two minutes vs. Georgia Tech (2/24/13)
- Played one minute vs. St. John's (3/24/12)

2012-13 GAME-BY-GAME:

Opponent	GP-GS	FG-FGA	3FG-3FGA	FT-FTA	Off-Def	Total	A	TO	Blk	Stl	PF	Min	Pts
at G. Mason	DNP												
Fairfield	DNP												
Delaware	DNP												
Seattle	1-0	0-1	0-0	0-0	0-0	0	1	0	0	0	1	4	0
Lamar	2-0	0-0	0-0	0-0	0-0	0	0	0	0	0	0	2	0
North Texas	DNP												
at Wisconsin	DNP												
Green Bay	DNP												
Tennessee	DNP												
Miss. Valley St.	3-0	0-0	0-0	0-2	0-1	1	0	0	0	0	0	3	0
Morgan State	4-0	0-1	0-1	0-0	0-0	0	0	1	0	0	0	1	0
vs. Old Dominion	DNP												
Wofford	5-0	0-2	0-1	0-0	0-1	1	0	0	0	0	0	2	0
North Carolina	DNP												
at Wake Forest	DNP												
at Clemson	DNP												
Florida State	6-0	0-0	0-0	0-0	0-1	1	0	0	0	0	0	1	0
at Virginia Tech	DNP												
Boston College	DNP												
NC State	DNP												
at Georgia Tech	DNP												
Clemson	7-0	0-0	0-0	0-0	0-2	2	1	0	0	0	0	4	0
at Maryland	DNP												
Virginia Tech	8-0	0-2	0-0	0-0	0-0	0	0	0	0	0	0	2	0
at North Carolina	DNP												
at Miami	DNP												
Georgia Tech	9-0	0-1	0-1	0-0	0-0	0	0	1	0	0	0	2	0
Duke	DNP												
at Boston College	DNP												
at Florida State	DNP												
Maryland	DNP												
vs. NC State	DNP												
vs. Norfolk State	DNP												
vs. St. John's	10-0	0-0	0-0	0-0	0-0	0	0	0	0	0	1	1	0
vs. Iowa	DNP												

CAREER STATISTICS

Year	G-GS	Min-Avg.	FG-FGA	Pct.	3FG-3FGA	Pct.	FT-FTA	Pct.	Off-Def.	Reb-Avg.	PF-DQ	Ast	TO	Blk	Stl	Pts-Avg
2010-11	6-0	8-1.3	0-2	.000	0-2	.000	0-0	.000	0-0	0-0.0	0-0	0	0	0	0	0-0.0
ACC	2-0	2-1.0	0-0	.000	0-0	.000	0-0	.000	0-0	0-0.0	0-0	0	0	0	0	0-0.0
2011-12	7-0	19-2.7	0-6	.000	0-6	.000	0-0	.000	0-3	3-0.4	3-0	1	1	0	0	0-0.0
ACC	3-0	8-2.7	0-2	.000	0-2	.000	0-0	.000	0-2	2-0.7	1-0	0	0	0	0	0-0.0
2012-13	10-0	22-2.2	0-7	.000	0-3	.000	0-2	.000	0-5	5-0.5	2-0	2	2	0	0	0-0.0
ACC	4-0	9-2.3	0-3	.000	0-1	.000	0-0	.000	0-3	3-0.8	0-0	1	1	0	0	0-0.0
CAREER	23-0	49-2.1	0-15	.000	0-11	.000	0-2	.000	0-8	8-0.3	5-0	3	3	0	0	0-0.0
ACC	9-0	19-2.1	0-5	.000	0-3	.000	0-0	.000	0-5	5-0.6	1-0	1	1	0	0	0-0.0

SINGLE GAME BESTS

POINTS

Season: --
Career: --
ACC: --

REBOUNDS

Season: 2 vs. Clemson (2/7/13)
Career: 2 vs. Clemson (2/7/13)
ACC: 2 vs. Clemson (2/7/13)

FG MADE

Season: --
Career: --
ACC: --

FG ATTEMPTS

Season: 2, 2x last vs. Virginia Tech (2/12/13)
Career: 2, 4x last vs. Virginia Tech (2/12/13)
ACC: 2 vs. Virginia Tech (2/12/13)

3 PT FG MADE

Season: --
Career: --
ACC: --

3 PT FG ATTEMPTS

Season: 1, 3x last vs. Georgia Tech (2/24/13)
Career: 2, 2x last vs. Green Bay (11/25/11)
ACC: 1, 3x last vs. Georgia Tech (2/24/13)

FT MADE

Season: --
Career: --
ACC: --

FT ATTEMPTS

Season: 2 vs. Mississippi Valley State (12/8/12)
Career: 2 vs. Mississippi Valley State (12/8/12)
ACC: --

ASSISTS

Season: 1, 2x last vs. Clemson (2/7/13)
Career: 1, 3x last vs. Clemson (2/7/13)
ACC: 1 vs. Clemson (2/7/13)

TURNOVERS

Season: 1, 2x last vs. Georgia Tech (2/24/13)
Career: 1, 3x last vs. Georgia Tech (2/24/13)
ACC: 1 vs. Georgia Tech (2/24/13)

BLOCKS

Season: --
Career: --
ACC: --

STEALS

Season: --
Career: --
ACC: --

MINUTES

Season: 4, 2x last vs. Clemson (2/7/13)
Career: 4, 3x last vs. Clemson (2/7/13)
ACC: 4 vs. Clemson (2/7/13)

DARION ATKINS

#32



Sophomore • Forward • 6-8 • 222 • Clinton, Md. • Landon School

2012-13 SEASON:

- Missed eight games due to a shin injury
- Tallied seven points and four rebounds in 16 minutes off the bench at George Mason (11/9/12)
- Made his first career start vs. Fairfield (11/12/12)
- Scored 11 points against Delaware (11/13/12)
- Earned six rebounds and a career-high four blocked shots vs. Seattle (11/17/12)
- Tallied five points in 19 minutes vs. Lamar (11/19/12)
- Added 10 points and nine rebounds vs. North Texas (11/20/12)
- Scored 14 points and had seven rebounds at Wisconsin (11/28/12)
- Grabbed a career-high 11 rebounds and tied a career-high with four blocked shots vs. Green Bay (12/1/12)
- Tallied eight points, five rebounds and three blocked shots vs. Tennessee (12/5/12)
- Recorded 14 points in 23 minutes vs. Mississippi Valley State (12/8/12)
- Led Virginia scoring with a career-high 17 points and three steals vs. Morgan State (12/19/12)
- Made his first career ACC start vs. North Carolina (1/6/13)
- Blocked two shots in 15 minutes at Clemson (1/12/13)
- Contributed two blocked shots and one steal vs. Maryland (3/10/13)

2012-13 GAME-BY-GAME:

Opponent	GP-GS	FG-FGA	3FG-3FGA	FT-FTA	Off-Def	Total	A	TO	Blk	Stl	PF	Min	Pts
at G. Mason	1-0	3-5	0-0	1-1	3-1	4	0	2	0	0	4	16	7
Fairfield	2-1	0-2	0-0	0-0	0-1	1	0	1	1	0	0	9	0
Delaware	3-1	5-7	0-0	1-3	3-0	3	1	0	0	0	0	23	11
Seattle	4-1	3-4	0-0	2-2	2-4	6	1	2	4	2	0	18	8
Lamar	5-1	2-4	0-0	1-1	0-1	1	1	1	1	0	4	19	5
North Texas	6-2	5-10	0-0	0-0	5-4	9	1	1	2	1	3	31	10
at Wisconsin	7-3	6-9	0-0	2-3	3-4	7	1	1	2	1	2	35	14
Green Bay	8-4	2-6	0-0	3-6	2-9	11	3	2	4	0	2	36	7
Tennessee	9-5	4-10	0-0	0-0	0-5	5	0	1	3	1	3	33	8
Miss. Valley St.	10-6	7-11	0-0	0-2	2-5	7	0	0	1	1	2	23	14
Morgan State	11-7	8-12	0-0	1-3	3-1	4	0	3	1	3	4	25	17
vs. Old Dominion	12-8	2-6	0-0	0-0	1-3	4	0	2	2	1	5	22	4
Wofford	13-9	0-2	0-0	0-0	0-0	0	0	1	0	0	0	7	0
North Carolina	14-10	1-4	0-0	0-0	0-3	3	0	0	2	0	2	16	2
at Wake Forest	15-11	0-4	0-0	2-2	0-2	2	0	1	0	0	2	16	2
at Clemson	16-12	1-3	0-0	0-0	0-1	1	1	0	2	0	3	15	2
Florida State	DNP												
at Virginia Tech	DNP												
Boston College	DNP												
NC State	17-12	0-0	0-0	0-0	0-2	2	0	1	0	0	0	6	0
at Georgia Tech	DNP												
Clemson	DNP												
at Maryland	18-12	0-1	0-0	0-0	1-2	3	0	1	0	0	1	7	0
Virginia Tech	19-12	0-1	0-0	0-0	1-0	1	0	1	0	0	0	2	0
at North Carolina	20-12	2-4	0-0	0-0	2-1	3	0	0	0	0	0	8	4
at Miami	21-12	1-1	0-0	0-0	0-1	1	0	0	0	0	1	11	2
Georgia Tech	DNP												
Duke	DNP												
at Boston College	DNP												
at Florida State	22-12	0-0	0-0	0-0	0-1	1	0	0	0	0	0	6	0
Maryland	23-12	0-0	0-0	2-2	0-1	1	0	0	2	1	1	7	2
vs. NC State	24-12	1-1	0-0	0-0	0-0	0	0	0	1	0	1	8	2
vs. Norfolk State	25-12	0-1	0-0	0-0	0-1	1	0	0	0	0	1	6	0
vs. St. John's	DNP												
vs. Iowa	26-12	0-0	0-0	0-0	0-0	0	0	1	0	0	0	2	0

CAREER STATISTICS

Year	G-GS	Min-Avg.	FG-FGA	Pct.	3FG-3FGA	Pct.	FT-FTA	Pct.	Off-Def.	Reb-Avg.	PF-DQ	Ast	TO	Blk	Stl	Pts-Avg
2011-12	27-0	275-10.2	25-43	.581	0-0	.000	11-19	.579	23-39	62-2.3	50-1	3	5	19	12	61-2.3
ACC	16-0	190-11.9	15-27	.556	0-0	.000	5-8	.625	14-25	39-2.4	36-1	2	3	14	8	35-2.2
2012-13	26-12	407-15.7	53-108	.491	0-0	.000	15-25	.600	28-53	81-3.1	41-1	9	22	28	11	121-4.7
ACC	9-3	94-9.4	5-18	.278	0-0	.000	4-4	1.000	4-14	18-1.8	10-0	1	4	6	1	14-1.4
CAREER	53-12	682-12.9	78-151	.517	0-0	.000	26-44	.591	51-92	143-2.7	91-2	12	27	47	23	182-3.4
ACC	25-3	284-10.9	20-45	.444	0-0	.000	9-12	.750	18-39	57-2.2	46-1	3	7	20	9	49-1.9

SINGLE GAME BESTS

POINTS

Season: 17 vs. Morgan State (12/19/12)
 Career: 17 vs. Morgan State (12/19/12)
 ACC: 6 vs. Boston College (1/26/12)

REBOUNDS

Season: 11 vs. Green Bay (12/1/12)
 Career: 11 vs. Green Bay (12/1/12)
 ACC: 6 vs. North Carolina (2/25/12)

FG MADE

Season: 8 vs. Morgan State (12/19/12)
 Career: 8 vs. Morgan State (12/19/12)
 ACC: 2, 5x last at North Carolina (2/16/13)

FG ATTEMPTS

Season: 12 vs. Morgan State (12/19/12)
 Career: 12 vs. Morgan State (12/19/12)
 ACC: 5 vs. Wake Forest (2/8/12)

3 PT FG MADE

Season: --
 Career: --
 ACC: --

3 PT FG ATTEMPTS

Season: --
 Career: --
 ACC: --

FT MADE

Season: 3 vs. Green Bay (12/1/12)
 Career: 4 vs. Longwood (12/3/11)
 ACC: 2, 4x last vs. Maryland (3/10/13)

FT ATTEMPTS

Season: 6 vs. Green Bay (12/1/12)
 Career: 6, 2x last vs. Green Bay (12/1/12)
 ACC: 2, 6x last vs. Maryland (3/10/13)

ASSISTS

Season: 3 vs. Green Bay (12/1/12)
 Career: 3 vs. Green Bay (12/1/12)
 ACC: 1, 3x last at Clemson (1/12/13)

TURNOVERS

Season: 3 vs. Morgan State (12/19/12)
 Career: 3 vs. Morgan State (12/19/12)
 ACC: 2 at Maryland (3/4/12)

BLOCKS

Season: 4, 2x last vs. Green Bay (12/1/12)
 Career: 4, 2x last vs. Green Bay (12/1/12)
 ACC: 2, 9x last vs. Maryland (3/10/13)

STEALS

Season: 3 vs. Morgan State (12/19/12)
 Career: 3 vs. Morgan State (12/19/12)
 ACC: 2 vs. Wake Forest (2/8/12)

MINUTES

Season: 36 vs. Green Bay (12/1/12)
 Career: 36 vs. Green Bay (12/1/12)
 ACC: 22 at Maryland (3/4/12)

2012-13 Virginia Basketball
Virginia Season Schedule/Results & Leaders (as of Mar 27, 2013)
All games

RECORD:	OVERALL	HOME	AWAY	NEUTRAL
ALL GAMES	23-12	20-2	3-8	0-2
CONFERENCE	11-7	9-0	2-7	0-0
NON-CONFERENCE	12-5	11-2	1-1	0-2

Date	Opponent	Score	Att.	High Points	High Rebounds
11/9/12	at George Mason	59-63 L	9840	(19)Joe Harris	(8)Joe Harris
11/12/12	FAIRFIELD	W 54-45	8568	(15)Joe Harris	(8)Akil Mitchell
11/13/12	DELAWARE	53-59 L	8490	(20)Joe Harris	(13)Akil Mitchell
11/17/12	SEATTLE	W 83-43	9160	(17)Mike Tobey	(16)Akil Mitchell
11/19/12	LAMAR	W 63-44	1444	(17)Joe Harris	(8)Akil Mitchell
11/20/12	NORTH TEXAS	W 80-64	1745	(14)Justin Anderson	(9)Darion Atkins
11/28/12	at Wisconsin	W 60-54	16690	(22)Joe Harris	(10)Akil Mitchell
12/01/12	GREEN BAY	W 67-51	9600	(20)Akil Mitchell	(11)Darion Atkins
				(20)Joe Harris	
12/05/12	TENNESSEE	W 46-38	9702	(13)Akil Mitchell	(12)Akil Mitchell
				(13)Joe Harris	
12/08/12	MISSISSIPPI VALLEY STATE	W 67-39	8691	(20)Akil Mitchell	(9)Justin Anderson
12/19/12	MORGAN STATE	W 75-57	8319	(17)Darion Atkins	(12)Akil Mitchell
12/22/12	vs Old Dominion	61-63 L	6944	(18)Joe Harris	(9)Akil Mitchell
12/30/12	WOFFORD	W 74-39	9387	(19)Mike Tobey	(6)Mike Tobey
					(6)Akil Mitchell
					(6)Evan Nolte
01/06/13	*NORTH CAROLINA	W 61-52	12117	(19)Joe Harris	(11)Akil Mitchell
01/09/13	*at Wake Forest	52-55 L	9217	(14)Mike Tobey	(10)Akil Mitchell
1/12/13	*at Clemson	44-59 L	7795	(14)Joe Harris	(9)Akil Mitchell
01/19/13	*FLORIDA STATE	W 56-36	12303	(17)Joe Harris	(7)Evan Nolte
01/24/13	*at Virginia Tech	W 74-58	7222	(18)Evan Nolte	(8)Akil Mitchell
01/26/13	*BOSTON COLLEGE	W 65-51	11660	(16)Justin Anderson	(7)Paul Jespersen
				(16)Akil Mitchell	
01/29/13	*NC STATE	W 58-55	10977	(22)Joe Harris	(12)Akil Mitchell
2/3/13	*at Georgia Tech	60-66 L	7128	(18)Joe Harris	(12)Akil Mitchell
02/07/13	*CLEMSON	W 78-41	9942	(21)Joe Harris	(6)Akil Mitchell
02/10/13	*at Maryland	W 80-69	16895	(22)Joe Harris	(9)Justin Anderson
02/12/13	*VIRGINIA TECH	W 73-55	11764	(26)Joe Harris	(8)Akil Mitchell
02/16/13	*at North Carolina	81-93 L	20616	(27)Joe Harris	(9)Akil Mitchell
02-19-13	*at Miami	50-54 L	7972	(16)Joe Harris	(8)Akil Mitchell
02/24/13	*GEORGIA TECH	W 82-54	12232	(18)Akil Mitchell	(8)Akil Mitchell
02/28/13	*DUKE	W 73-68	14593	(36)Joe Harris	(12)Akil Mitchell
3/3/13	*at Boston College	52-53 L	5062	(16)Akil Mitchell	(8)Akil Mitchell
03/07/13	*at Florida State	51-53 L	6430	(15)Akil Mitchell	(12)Akil Mitchell
03/10/13	*MARYLAND	Wot 61-58	11794	(17)Akil Mitchell	(10)Akil Mitchell
03/15/13	vs NC State	56-75 L	22169	(19)Akil Mitchell	(8)Akil Mitchell
03/19/13	NORFOLK STATE	W 67-56	4790	(15)Akil Mitchell	(11)Akil Mitchell
				(15)Justin Anderson	
03/24/13	ST. JOHN'S	W 68-50	8457	(18)Justin Anderson	(9)Akil Mitchell
03/27/13	IOWA	64-75 L	11141	(24)Justin Anderson	(7)Akil Mitchell

* - Conference game

Attendance Summary	Games	Attend	Avg/Game
Home	22	206876	9403
Away	11	114867	10442
Neutral	2	29113	14556
Total	35	350856	10024

2012-13 Virginia Basketball
Virginia Season Box Score (as of Mar 27, 2013)
All games

RECORD:	OVERALL	HOME	AWAY	NEUTRAL
ALL GAMES	23-12	20-2	3-8	0-2
CONFERENCE	11-7	9-0	2-7	0-0
NON-CONFERENCE	12-5	11-2	1-1	0-2

##	Player	gp-gs	min	avg	Total		3-Point		F-Throw		Rebounds				pf	dq	a	to	blk	stl	pts	avg
					fg-fga	fg%	3fg-fga	3fg%	ft-fa	ft%	off	def	tot	avg								
12	Joe Harris	35-35	1139	32.5	191-408	.468	77-181	.425	111-150	.740	30	111	141	4.0	82	2	76	70	17	31	570	16.3
25	Akil Mitchell	35-35	1069	30.5	177-325	.545	0-2	.000	106-153	.693	94	218	312	8.9	74	0	52	63	14	45	460	13.1
23	Justin Anderson	35-17	841	24.0	89-212	.420	20-66	.303	68-89	.764	32	84	116	3.3	49	0	81	43	42	30	266	7.6
10	Mike Tobey	30-2	416	13.9	87-164	.530	3-5	.600	27-34	.794	34	52	86	2.9	40	0	13	21	18	3	204	6.8
11	Evan Nolte	35-8	694	19.8	65-157	.414	42-108	.389	26-33	.788	21	63	84	2.4	78	2	36	21	16	27	198	5.7
02	Paul Jespersion	35-33	900	25.7	57-158	.361	40-108	.370	11-14	.786	5	73	78	2.2	56	0	30	33	16	18	165	4.7
32	Darion Atkins	26-12	407	15.7	53-108	.491	0-0	.000	15-25	.600	28	53	81	3.1	41	1	9	22	28	11	121	4.7
01	Jontel Evans	26-22	754	29.0	48-122	.393	1-2	.500	12-32	.375	11	52	63	2.4	49	0	126	62	0	25	109	4.2
05	Teven Jones	30-9	405	13.5	27-72	.375	11-30	.367	22-27	.815	1	20	21	0.7	49	0	34	27	2	14	87	2.9
04	Taylor Barnette	26-2	248	9.5	24-51	.471	19-44	.432	0-2	.000	1	16	17	0.7	15	0	19	12	1	1	67	2.6
00	Doug Browman	20-0	117	5.9	0-4	.000	0-4	.000	1-4	.250	1	15	16	0.8	13	0	13	9	0	1	1	0.1
30	Thomas Rogers	10-0	22	2.2	0-7	.000	0-3	.000	0-2	.000	0	5	5	0.5	2	0	2	2	0	0	0	0.0
24	Caid Kirven	6-0	13	2.2	0-2	.000	0-0	.000	0-0	.000	0	3	3	0.5	1	0	0	3	0	0	0	0.0
Team											40	64	104				3					
Total.....		35	7025		818-1790	.457	213-553	.385	399-565	.706	298	829	1127	32.2	549	5	491	391	154	206	2248	64.2
Opponents.....		35	7025		683-1761	.388	187-600	.312	392-560	.700	321	754	1075	30.7	540	7	321	451	110	185	1945	55.6

Score by Periods	1st	2nd	OT	Totals
Virginia	1027	1214	7	2248
Opponents	853	1088	4	1945

2012-13 Virginia Basketball
Virginia Overall Team Statistics (as of Mar 27, 2013)
All games

TEAM STATISTICS	VA	OPP
SCORING	2248	1945
Points per game	64.2	55.6
Scoring margin	+8.7	-
FIELD GOALS-ATT	818-1790	683-1761
Field goal pct	.457	.388
3 POINT FG-ATT	213-553	187-600
3-point FG pct	.385	.312
3-pt FG made per game	6.1	5.3
FREE THROWS-ATT	399-565	392-560
Free throw pct	.706	.700
F-Throws made per game	11.4	11.2
REBOUNDS	1127	1075
Rebounds per game	32.2	30.7
Rebounding margin	+1.5	-
ASSISTS	491	321
Assists per game	14.0	9.2
TURNOVERS	391	451
Turnovers per game	11.2	12.9
Turnover margin	+1.7	-
Assist/turnover ratio	1.3	0.7
STEALS	206	185
Steals per game	5.9	5.3
BLOCKS	154	110
Blocks per game	4.4	3.1
WINNING STREAK	0	-
Home win streak	0	-
ATTENDANCE	206876	143980
Home games-Avg/Game	22-9403	11-10442
Neutral site-Avg/Game	-	2-14556

Score by Periods	1st	2nd	OT	Totals
Virginia	1027	1214	7	2248
Opponents	853	1088	4	1945

2012-13 Virginia Basketball
Virginia Team Game-by-Game (as of Mar 27, 2013)
All games

TEAM STATISTICS

Opponent	Date	Score		Total		3-Pointers		Free throws		Rebounds				pf	a	t/o	blk	stl	pts	avg
				fg-fga	pct	3fg-fga	pct	ft-fta	pct	off	def	tot	avg							
at George Mason	11/9/12	59-63	L	21-52	.404	8-21	.381	9-15	.600	11	21	32	32.0	20	12	12	1	3	59	59.0
FAIRFIELD	11/12/12	54-45	W	19-47	.404	2-8	.250	14-20	.700	11	21	32	32.0	8	14	9	4	5	54	56.5
DELAWARE	11/13/12	53-59	L	20-57	.351	4-21	.190	9-15	.600	16	19	35	33.0	17	10	12	4	5	53	55.3
SEATTLE	11/17/12	83-43	W	28-50	.560	6-14	.429	21-24	.875	9	32	41	35.0	13	21	19	6	7	83	62.2
LAMAR	11/19/12	63-44	W	23-53	.434	6-16	.375	11-11	1.000	7	22	29	33.8	16	12	9	8	9	63	62.4
NORTH TEXAS	11/20/12	80-64	W	27-46	.587	8-11	.727	18-24	.750	9	19	28	32.8	20	18	15	5	7	80	65.3
at Wisconsin	11/28/12	60-54	W	21-46	.457	4-12	.333	14-17	.824	8	28	36	33.3	12	12	10	4	3	60	64.6
GREEN BAY	12/01/12	67-51	W	26-52	.500	7-14	.500	8-11	.727	4	28	32	33.1	14	20	10	5	7	67	64.9
TENNESSEE	12/05/12	46-38	W	19-53	.358	1-8	.125	7-10	.700	10	27	37	33.6	15	10	8	8	2	46	62.8
MISSISSIPPI VALLEY STA	12/08/12	67-39	W	28-56	.500	3-12	.250	8-14	.571	7	35	42	34.4	17	17	10	8	9	67	63.2
MORGAN STATE	12/19/12	75-57	W	25-54	.463	6-16	.375	19-29	.655	16	23	39	34.8	17	18	16	2	8	75	64.3
vs Old Dominion	12/22/12	61-63	L	21-53	.396	9-21	.429	10-13	.769	8	24	32	34.6	19	13	8	7	1	61	64.0
WOFFORD	12/30/12	74-39	W	30-47	.638	8-15	.533	6-10	.600	4	27	31	34.3	12	22	12	2	8	74	64.8
NORTH CAROLINA	01/06/13	61-52	W	22-49	.449	8-14	.571	9-18	.500	5	27	32	34.1	14	14	11	6	6	61	64.5
at Wake Forest	01/09/13	52-55	L	20-55	.364	3-11	.273	9-12	.750	17	23	40	34.5	19	8	17	3	6	52	63.7
at Clemson	1/12/13	44-59	L	17-48	.354	5-17	.294	5-8	.625	7	16	23	33.8	17	11	12	3	4	44	62.4
FLORIDA STATE	01/19/13	56-36	W	22-45	.489	7-13	.538	5-6	.833	10	20	30	33.6	14	15	16	5	9	56	62.1
at Virginia Tech	01/24/13	74-58	W	26-51	.510	11-23	.478	11-18	.611	5	19	24	33.1	18	21	6	3	9	74	62.7
BOSTON COLLEGE	01/26/13	65-51	W	27-48	.563	2-9	.222	9-11	.818	7	22	29	32.8	16	15	13	7	7	65	62.8
NC STATE	01/29/13	58-55	W	22-54	.407	4-16	.250	10-15	.667	7	26	33	32.8	14	13	8	4	4	58	62.6
at Georgia Tech	2/3/13	60-66	L	22-55	.400	9-22	.409	7-11	.636	13	18	31	32.8	22	15	14	3	4	60	62.5
CLEMSON	02/07/13	78-41	W	30-54	.556	10-24	.417	8-12	.667	5	24	29	32.6	17	17	6	6	12	78	63.2
at Maryland	02/10/13	80-69	W	26-48	.542	11-19	.579	17-23	.739	9	25	34	32.7	16	15	16	1	5	80	63.9
VIRGINIA TECH	02/12/13	73-55	W	22-50	.440	9-19	.474	20-23	.870	6	27	33	32.7	13	14	6	3	2	73	64.3
at North Carolina	02/16/13	81-93	L	31-53	.585	12-21	.571	7-11	.636	3	21	24	32.3	21	12	14	2	7	81	65.0
at Miami	02-19-13	50-54	L	20-52	.385	5-15	.333	5-8	.625	8	24	32	32.3	17	12	7	4	6	50	64.4
GEORGIA TECH	02/24/13	82-54	W	32-59	.542	6-19	.316	12-14	.857	10	19	29	32.2	8	15	5	3	5	82	65.0
DUKE	02/28/13	73-68	W	24-52	.462	3-11	.273	22-29	.759	9	27	36	32.3	18	10	10	6	3	73	65.3
at Boston College	3/3/13	52-53	L	20-47	.426	7-15	.467	5-7	.714	5	20	25	32.1	15	12	10	0	3	52	64.9
at Florida State	03/07/13	51-53	L	22-57	.386	2-14	.143	5-5	1.000	15	18	33	32.1	13	7	7	2	3	51	64.4
MARYLAND	03/10/13	61-58	Wot	21-57	.368	4-16	.250	15-23	.652	7	33	40	32.4	14	9	8	9	6	61	64.3
vs NC State	03/15/13	56-75	L	21-54	.389	5-20	.250	9-15	.600	5	23	28	32.2	15	15	10	4	7	56	64.0
NORFOLK STATE	03/19/13	67-56	W	20-42	.476	5-13	.385	22-37	.595	9	28	37	32.4	20	12	17	3	10	67	64.1
ST. JOHN'S	03/24/13	68-50	W	24-44	.545	5-15	.333	15-24	.625	6	27	33	32.4	13	19	12	5	6	68	64.2
IOWA	03/27/13	64-75	L	19-50	.380	8-18	.444	18-22	.818	10	16	26	32.2	15	11	16	8	8	64	64.2
Virginia		2248		818-1790	.457	213-553	.385	399-565	.706	298	829	1127	32.2	549	491	391	154	206	2248	64.2
Opponents		1945		683-1761	.388	187-600	.312	392-560	.700	321	754	1075	30.7	540	321	451	110	185	1945	55.6

Games played: 35
Points/game: 64.2
FG Pct: 45.7
3FG Pct: 38.5
FT Pct: 70.6

Rebounds/game: 32.2
Assists/game: 14.0
Turnovers/game: 11.2
Assist/turnover ratio: 1.3
Steals/game: 5.9
Blocks/game: 4.4

2012-13 Virginia Basketball
Virginia Points-Rebounds-Assists (as of Mar 27, 2013)
All games

Opponent	Date	Score	00		01		02		04		05		10		11	
			BROWMAN,DO	EVANS,JONT	JESPERSON,	BARNETTE,T	JONES,TEVE	TOBEY,MIKE	NOLTE,EVAN							
at George Mason	11/9/12	59-63	L	0-3-2	DNP	2-2-1	5-0-0	DNP	5-1-0	6-2-3						
FAIRFIELD	11/12/12	54-45	W	0-0-1	DNP	6-1-2	0-1-0	DNP	6-3-0	11-1-2						
DELAWARE	11/13/12	53-59	L	0-1-1	0-1-0	2-5-2	0-0-0	DNP	0-1-0	3-1-0						
SEATTLE	11/17/12	83-43	W	1-2-0	DNP	3-1-5	8-2-4	4-3-1	17-4-1	10-1-3						
LAMAR	11/19/12	63-44	W	0-0-0	DNP	9-5-1	2-1-1	6-0-2	6-1-0	2-0-1						
NORTH TEXAS	11/20/12	80-64	W	DNP	DNP	5-1-2	0-0-0	13-1-4	5-0-1	13-4-3						
at Wisconsin	11/28/12	60-54	W	DNP	0-4-0	0-3-0	DNP	2-0-3	0-0-0	8-3-1						
GREEN BAY	12/01/12	67-51	W	DNP	2-3-7	8-1-1	DNP	0-0-2	3-1-1	2-2-2						
TENNESSEE	12/05/12	46-38	W	DNP	4-0-4	2-4-0	DNP	2-0-3	2-2-0	2-2-0						
MISSISSIPPI VALLEY STAT	12/08/12	67-39	W	0-2-0	DNP	3-1-1	3-1-4	2-3-2	5-3-0	2-4-1						
MORGAN STATE	12/19/12	75-57	W	0-1-0	DNP	11-3-1	0-3-2	2-2-2	6-3-1	5-1-1						
vs Old Dominion	12/22/12	61-63	L	0-0-0	DNP	3-4-2	3-0-2	4-4-3	6-0-1	15-3-0						
WOFFORD	12/30/12	74-39	W	0-2-6	DNP	3-1-1	3-1-1	6-1-3	19-6-1	7-6-2						
NORTH CAROLINA	01/06/13	61-52	W	DNP	8-0-6	7-1-2	DNP	6-2-0	2-3-0	9-1-2						
at Wake Forest	01/09/13	52-55	L	DNP	2-4-3	0-0-0	0-0-0	0-1-1	14-7-0	6-3-0						
at Clemson	1/12/13	44-59	L	DNP	2-1-3	5-0-0	DNP	2-0-0	6-2-1	6-1-0						
FLORIDA STATE	01/19/13	56-36	W	0-0-1	6-5-7	8-2-0	0-0-0	0-0-1	2-1-0	2-7-1						
at Virginia Tech	01/24/13	74-58	W	0-1-1	4-2-6	3-0-1	DNP	3-0-1	10-3-1	18-2-2						
BOSTON COLLEGE	01/26/13	65-51	W	0-2-1	3-2-6	6-7-2	DNP	DNP	8-3-0	9-2-0						
NC STATE	01/29/13	58-55	W	0-0-0	4-1-7	0-1-1	DNP	0-0-0	13-7-1	3-1-0						
at Georgia Tech	2/3/13	60-66	L	DNP	4-1-4	3-1-1	3-0-0	2-0-1	1-2-1	6-4-0						
CLEMSON	02/07/13	78-41	W	0-0-0	2-1-8	5-2-1	9-1-1	2-0-0	DNP	9-5-2						
at Maryland	02/10/13	80-69	W	DNP	5-5-8	12-3-0	3-0-0	0-0-0	DNP	8-5-3						
VIRGINIA TECH	02/12/13	73-55	W	0-1-0	8-7-6	8-2-1	0-1-0	5-0-2	DNP	5-4-0						
at North Carolina	02/16/13	81-93	L	0-0-0	12-1-5	9-2-0	3-0-0	3-0-1	DNP	6-2-0						
at Miami	02-19-13	50-54	L	DNP	5-4-7	8-4-0	DNP	0-1-0	DNP	6-1-1						
GEORGIA TECH	02/24/13	82-54	W	0-1-0	10-3-8	6-4-0	9-0-1	4-1-0	7-4-0	2-1-0						
DUKE	02/28/13	73-68	W	DNP	6-1-3	5-4-1	0-2-0	3-0-0	0-1-0	2-1-1						
at Boston College	3/3/13	52-53	L	DNP	4-4-4	9-1-1	3-0-0	0-1-1	0-0-0	3-2-1						
at Florida State	03/07/13	51-53	L	DNP	2-1-2	5-3-0	0-0-0	0-0-0	12-7-0	0-2-0						
MARYLAND	03/10/13	61-58	W	0-0-0	3-4-3	3-2-0	0-0-0	DNP	13-6-1	0-0-0						
vs NC State	03/15/13	56-75	L	DNP	3-3-7	3-3-0	0-2-0	2-0-0	6-3-0	5-0-0						
NORFOLK STATE	03/19/13	67-56	W	DNP	6-0-3	0-2-0	0-0-0	7-1-0	5-3-0	7-5-2						
ST. JOHN'S	03/24/13	68-50	W	0-0-0	4-4-5	0-1-0	13-2-2	5-0-1	10-3-1	0-3-2						
IOWA	03/27/13	64-75	L	0-0-0	0-1-4	3-1-0	0-0-1	2-0-0	15-6-1	0-2-0						

Opponent	Date	Score	12		23		24		25		30		32	
			HARRIS,JOE	ANDERSON,J	KIRVEN,CAI	MITCHELL,A	ROGERS,THO	ATKINS,DAR						
at George Mason	11/9/12	59-63	L	19-8-3	4-3-3	DNP	11-7-0	DNP	7-4-0					
FAIRFIELD	11/12/12	54-45	W	15-7-3	4-5-4	DNP	12-8-2	DNP	0-1-0					
DELAWARE	11/13/12	53-59	L	20-4-1	2-1-2	DNP	15-13-3	DNP	11-3-1					
SEATTLE	11/17/12	83-43	W	7-1-0	11-2-4	DNP	14-16-1	0-0-1	8-6-1					
LAMAR	11/19/12	63-44	W	17-5-2	6-3-2	DNP	10-8-2	0-0-0	5-1-1					
NORTH TEXAS	11/20/12	80-64	W	12-2-2	14-4-4	DNP	8-4-1	DNP	10-9-1					
at Wisconsin	11/28/12	60-54	W	22-5-5	3-4-0	DNP	11-10-2	DNP	14-7-1					
GREEN BAY	12/01/12	67-51	W	20-2-2	5-1-0	DNP	20-9-2	DNP	7-11-3					
TENNESSEE	12/05/12	46-38	W	13-6-1	0-0-1	DNP	13-12-1	DNP	8-5-0					
MISSISSIPPI VALLEY STAT	12/08/12	67-39	W	3-3-6	15-9-2	0-0-0	20-5-1	0-1-0	14-7-0					
MORGAN STATE	12/19/12	75-57	W	14-2-3	5-2-1	DNP	15-12-7	0-0-0	17-4-0					
vs Old Dominion	12/22/12	61-63	L	18-3-2	0-2-2	DNP	8-9-1	DNP	4-4-0					
WOFFORD	12/30/12	74-39	W	15-4-3	6-2-3	0-1-0	15-6-2	0-1-0	0-0-0					
NORTH CAROLINA	01/06/13	61-52	W	19-5-1	1-4-2	DNP	7-11-1	DNP	2-3-0					
at Wake Forest	01/09/13	52-55	L	13-4-2	5-8-2	DNP	10-10-0	DNP	2-2-0					
at Clemson	1/12/13	44-59	L	14-5-3	0-2-0	DNP	7-9-3	DNP	2-1-1					
FLORIDA STATE	01/19/13	56-36	W	17-4-1	8-3-1	0-0-0	13-5-3	0-1-0	DNP					
at Virginia Tech	01/24/13	74-58	W	17-3-2	11-2-6	DNP	8-8-1	DNP	DNP					
BOSTON COLLEGE	01/26/13	65-51	W	7-5-4	16-2-2	DNP	16-6-0	DNP	DNP					
NC STATE	01/29/13	58-55	W	22-4-1	2-2-1	DNP	14-12-2	DNP	0-2-0					
at Georgia Tech	2/3/13	60-66	L	18-6-4	10-3-4	DNP	13-12-0	DNP	DNP					
CLEMSON	02/07/13	78-41	W	21-4-2	14-1-2	0-2-0	16-6-0	0-2-1	DNP					
at Maryland	02/10/13	80-69	W	22-2-1	17-9-3	DNP	13-4-0	DNP	0-3-0					
VIRGINIA TECH	02/12/13	73-55	W	26-4-1	4-3-1	0-0-0	17-8-3	0-0-0	0-1-0					
at North Carolina	02/16/13	81-93	L	27-2-1	8-2-5	DNP	9-9-0	DNP	4-3-0					
at Miami	02-19-13	50-54	L	16-7-2	7-1-1	DNP	6-8-1	DNP	2-1-0					
GEORGIA TECH	02/24/13	82-54	W	15-3-1	11-2-4	DNP	18-8-1	0-0-0	DNP					
DUKE	02/28/13	73-68	W	36-7-2	2-5-2	DNP	19-12-1	DNP	DNP					
at Boston College	3/3/13	52-53	L	14-3-3	3-5-1	DNP	16-8-1	DNP	DNP					
at Florida State	03/07/13	51-53	L	13-1-1	4-2-1	DNP	15-12-3	DNP	0-1-0					
MARYLAND	03/10/13	61-58	W	15-5-1	8-6-3	DNP	17-10-1	DNP	2-1-0					
vs NC State	03/15/13	56-75	L	13-4-3	3-3-2	DNP	19-8-3	DNP	2-0-0					
NORFOLK STATE	03/19/13	67-56	W	12-6-2	15-5-4	DNP	15-11-1	DNP	0-1-0					
ST. JOHN'S	03/24/13	68-50	W	7-5-4	18-2-4	0-0-0	11-9-0	0-0-0	DNP					
IOWA	03/27/13	64-75	L	11-0-1	24-6-2	DNP	9-7-2	DNP	0-0-0					

2012-13 Virginia Basketball
Virginia Game-by-Game Highs (as of Mar 27, 2013)
All games

Opponent	Date	Score	Points	Rebounds	Assists	Steals	Blocked shots
at George Mason	11/9/12	59-63	19-Joe Harris	8-Joe Harris	3-Joe Harris Justin Anderson Evan Nolte	2-Akil Mitchell	1-Akil Mitchell
FAIRFIELD	11/12/12	54-45	15-Joe Harris	8-Akil Mitchell	4-Justin Anderson	3-Evan Nolte	1-Akil Mitchell Joe Harris Darion Atkins Justin Anderson
DELAWARE	11/13/12	53-59	20-Joe Harris	13-Akil Mitchell	3-Akil Mitchell	3-Evan Nolte	1-Mike Tobey Justin Anderson Paul Jesperson Akil Mitchell
SEATTLE	11/17/12	83-43	17-Mike Tobey	16-Akil Mitchell	5-Paul Jesperson	3-Akil Mitchell	4-Darion Atkins
LAMAR	11/19/12	63-44	17-Joe Harris	8-Akil Mitchell	2-Joe Harris Justin Anderson Teven Jones Akil Mitchell	3-Joe Harris Evan Nolte	2-Paul Jesperson Joe Harris
NORTH TEXAS	11/20/12	80-64	14-Justin Anderson	9-Darion Atkins	4-Teven Jones Justin Anderson	3-Justin Anderson	2-Darion Atkins
at Wisconsin	11/28/12	60-54	22-Joe Harris	10-Akil Mitchell	5-Joe Harris	2-Teven Jones	2-Darion Atkins
GREEN BAY	12/01/12	67-51	20-Joe Harris Akil Mitchell	11-Darion Atkins	7-Jontel Evans	5-Jontel Evans	4-Darion Atkins
TENNESSEE	12/05/12	46-38	13-Joe Harris Akil Mitchell	12-Akil Mitchell	4-Jontel Evans	1-Darion Atkins Teven Jones	3-Darion Atkins
MISSISSIPPI VALLEY STAT	12/08/12	67-39	20-Akil Mitchell	9-Justin Anderson	6-Joe Harris	4-Akil Mitchell	3-Mike Tobey
MORGAN STATE	12/19/12	75-57	17-Darion Atkins	12-Akil Mitchell	7-Akil Mitchell	3-Teven Jones Darion Atkins	1-Justin Anderson Darion Atkins
vs Old Dominion	12/22/12	61-63	18-Joe Harris	9-Akil Mitchell	3-Teven Jones	1-Darion Atkins	2-Darion Atkins
WOFFORD	12/30/12	74-39	19-Mike Tobey	6-Evan Nolte Akil Mitchell Mike Tobey	6-Doug Browman	4-Akil Mitchell	1-Mike Tobey Paul Jesperson
NORTH CAROLINA	01/06/13	61-52	19-Joe Harris	11-Akil Mitchell	6-Jontel Evans	2-Joe Harris Akil Mitchell	2-Darion Atkins Justin Anderson
at Wake Forest	01/09/13	52-55	14-Mike Tobey	10-Akil Mitchell	3-Jontel Evans	2-Teven Jones Akil Mitchell	1-Akil Mitchell Joe Harris Evan Nolte
at Clemson	1/12/13	44-59	14-Joe Harris	9-Akil Mitchell	3-Akil Mitchell Joe Harris Jontel Evans	2-Akil Mitchell	2-Darion Atkins
FLORIDA STATE	01/19/13	56-36	17-Joe Harris	7-Evan Nolte	7-Jontel Evans	4-Joe Harris	3-Justin Anderson
at Virginia Tech	01/24/13	74-58	18-Evan Nolte	8-Akil Mitchell	6-Justin Anderson Jontel Evans	4-Evan Nolte	2-Evan Nolte
BOSTON COLLEGE	01/26/13	65-51	16-Akil Mitchell Justin Anderson	7-Paul Jesperson	6-Jontel Evans	3-Paul Jesperson	3-Joe Harris
NC STATE	01/29/13	58-55	22-Joe Harris	12-Akil Mitchell	7-Jontel Evans	1-Mike Tobey Evan Nolte Justin Anderson Paul Jesperson	2-Mike Tobey
at Georgia Tech	2/3/13	60-66	18-Joe Harris	12-Akil Mitchell	4-Justin Anderson Joe Harris Jontel Evans	2-Paul Jesperson	1-Joe Harris Akil Mitchell Justin Anderson
CLEMSON	02/07/13	78-41	21-Joe Harris	6-Akil Mitchell	8-Jontel Evans	4-Akil Mitchell	2-Evan Nolte Paul Jesperson
at Maryland	02/10/13	80-69	22-Joe Harris	9-Justin Anderson	8-Jontel Evans	2-Joe Harris	1-Justin Anderson

2012-13 Virginia Basketball
Virginia Game-by-Game Highs (as of Mar 27, 2013)
All games

Opponent	Date	Score	Points	Rebounds	Assists	Steals	Blocked shots
VIRGINIA TECH at North Carolina	02/12/13	73-55	26-Joe Harris	8-Akil Mitchell	6-Jontel Evans	Akil Mitchell 2-Akil Mitchell	2-Paul Jespersen
	02/16/13	81-93	27-Joe Harris	9-Akil Mitchell	5-Jontel Evans Justin Anderson	2-Paul Jespersen Jontel Evans Joe Harris	1-Justin Anderson Joe Harris
at Miami GEORGIA TECH	02-19-13	50-54	16-Joe Harris	8-Akil Mitchell	7-Jontel Evans	2-Evan Nolte	3-Justin Anderson
	02/24/13	82-54	18-Akil Mitchell	8-Akil Mitchell	8-Jontel Evans	2-Justin Anderson	1-Justin Anderson Evan Nolte Paul Jespersen
DUKE	02/28/13	73-68	36-Joe Harris	12-Akil Mitchell	3-Jontel Evans	1-Jontel Evans Justin Anderson Joe Harris	2-Justin Anderson Joe Harris
at Boston College at Florida State	3/3/13	52-53	16-Akil Mitchell	8-Akil Mitchell	4-Jontel Evans	2-Akil Mitchell	None
	03/07/13	51-53	15-Akil Mitchell	12-Akil Mitchell	3-Akil Mitchell	2-Joe Harris	1-Mike Tobey Akil Mitchell
MARYLAND	03/10/13	61-58	17-Akil Mitchell	10-Akil Mitchell	3-Jontel Evans Justin Anderson	1-Evan Nolte Justin Anderson Taylor Barnette Darion Atkins Joe Harris Jontel Evans	5-Justin Anderson
vs NC State	03/15/13	56-75	19-Akil Mitchell	8-Akil Mitchell	7-Jontel Evans	3-Akil Mitchell	2-Akil Mitchell
NORFOLK STATE	03/19/13	67-56	15-Justin Anderson Akil Mitchell	11-Akil Mitchell	4-Justin Anderson	4-Jontel Evans	1-Justin Anderson Evan Nolte Paul Jespersen
ST. JOHN'S	03/24/13	68-50	18-Justin Anderson	9-Akil Mitchell	5-Jontel Evans	2-Jontel Evans	3-Justin Anderson
IOWA	03/27/13	64-75	24-Justin Anderson	7-Akil Mitchell	4-Jontel Evans	3-Justin Anderson	5-Justin Anderson