



2016 GEORGIA TECH FOOTBALL

4 NATIONAL CHAMPIONSHIPS • 15 CONFERENCE CHAMPIONSHIPS • 43 BOWL APPEARANCES • 24 BOWL VICTORIES

GEORGIA TECH (6-4, 3-4 ACC) vs. VIRGINIA (2-8, 1-5 ACC)

SATURDAY, NOVEMBER 19, 2016 • 12:30 P.M. ET • ATLANTA, GA. • BOBBY DODD STADIUM AT HISTORIC GRANT FIELD (55,000)

MATCHUP AT A GLANCE



GEORGIA TECH

6-4 (3-4 ACC)	Record	2-8 (1-5 ACC)
Atlanta, Ga.	Location	Charlottesville, Va.
1885	Founded	1819
25,000	Enrollment	23,833
Yellow Jackets, Rambling Wreck	Nickname	Cavaliers, Wahos, 'Hoos
Old Gold and White	Colors	Orange and Blue
ACC (Coastal Division)	Conference	ACC (Coastal Division)
Bobby Dodd Stadium at Historic Grant Field (55,000)	Stadium (Capacity)	Scott Stadium (61,500)
Paul Johnson	Head Coach	Bronco Mendenhall
67-48 (Ninth season)	Head Coach's Record at School	2-8 (First season)
174-87 (20th season)	Head Coach's Overall Record	101-51 (12th season)
None	National Ranking	None
Spread	Basic Offense	Multiple
27.5 (8th/71st)	Points Per Game (Conference/National Rank)	24.3 (11th/95th)
266.4 (2nd/11th)	Rushing Yards Per Game (Conference/National Rank)	106.6 (14th/123rd)
128.8 (14th/124th)	Passing Yards Per Game (Conference/National Rank)	251.3 (9th/45th)
395.2 (11th/78th)	Total Yards Per Game (Conference/National Rank)	357.9 (12th/108th)
Multiple	Basic Defense	3-4
25.6 (8th/48th)	Points Allowed Per Game (Conference/National Rank)	32.2 (12th/94th)
264.8 (10th/62nd)	Rushing Yards Allowed Per Game (Conference/National Rank)	179.2 (12th/73rd)
144.8 (10th/83rd)	Passing Yards Allowed Per Game (Conference/National Rank)	266.7 (12th/110th)
408.6 (10th/64th)	Total Yards Allowed Per Game (Conference/National Rank)	445.9 (12th/98th)
W, 30-20 at No. 18/22 Virginia Tech (Nov. 12, 2016)	Last Game	L, 34-14 vs. Miami (Fla.) (Nov. 12, 2016)



VIRGINIA

2-8 (1-5 ACC)	Record	2-8 (1-5 ACC)
Charlottesville, Va.	Location	Charlottesville, Va.
1819	Founded	1819
23,833	Enrollment	23,833
Cavaliers, Wahos, 'Hoos	Nickname	Cavaliers, Wahos, 'Hoos
Orange and Blue	Colors	Orange and Blue
ACC (Coastal Division)	Conference	ACC (Coastal Division)
Scott Stadium (61,500)	Stadium (Capacity)	Scott Stadium (61,500)
Bronco Mendenhall	Head Coach	Bronco Mendenhall
2-8 (First season)	Head Coach's Record at School	2-8 (First season)
101-51 (12th season)	Head Coach's Overall Record	101-51 (12th season)
None	National Ranking	None
Multiple	Basic Offense	Multiple
24.3 (11th/95th)	Points Per Game (Conference/National Rank)	24.3 (11th/95th)
106.6 (14th/123rd)	Rushing Yards Per Game (Conference/National Rank)	106.6 (14th/123rd)
251.3 (9th/45th)	Passing Yards Per Game (Conference/National Rank)	251.3 (9th/45th)
357.9 (12th/108th)	Total Yards Per Game (Conference/National Rank)	357.9 (12th/108th)
3-4	Basic Defense	3-4
32.2 (12th/94th)	Points Allowed Per Game (Conference/National Rank)	32.2 (12th/94th)
179.2 (12th/73rd)	Rushing Yards Allowed Per Game (Conference/National Rank)	179.2 (12th/73rd)
266.7 (12th/110th)	Passing Yards Allowed Per Game (Conference/National Rank)	266.7 (12th/110th)
445.9 (12th/98th)	Total Yards Allowed Per Game (Conference/National Rank)	445.9 (12th/98th)
L, 34-14 vs. Miami (Fla.) (Nov. 12, 2016)	Last Game	L, 34-14 vs. Miami (Fla.) (Nov. 12, 2016)

TOP STORYLINES

- Fresh off of its biggest win of the season, Georgia Tech wraps up the home portion of its 2016 schedule versus longtime ACC rival Virginia.
- In addition to being its first win over a nationally ranked opponent in four tries this season, last Saturday's 30-20 victory at No. 18 Virginia Tech also made Georgia Tech bowl-eligible for the 19th time in the last 20 seasons.
- Last Saturday's convincing win over the 18th-ranked Hokies came despite the Yellow Jackets missing five starters on offense — Sr. QB **Justin Thomas**, Sr. C **Freddie Burden**, Jr. RT **Andrew Marshall**, Jr. AB **J.J. Green** and Fr. BB **Dedrick Mills**.
- Two Jackets were named ACC Players of the Week for their performances at Virginia Tech. Jr. NB **Lawrence Austin** was named the ACC Defensive Back of the Week after directly contributing to three of Georgia Tech's four takeaways with two interceptions and a forced fumble. Fr. LG **Parker Braun** became the first freshman in Georgia Tech history to be named ACC Offensive Lineman of the Week after compiling 10 knockdowns and paving the way for Tech's 309 rushing yards in the win at VT.
- Georgia Tech and Virginia are squaring off on the gridiron for the 39th time. The Yellow Jackets hold a slim 19-18-1 advantage in the all-time series between the two programs, which dates back to 1965.
- Saturday is Georgia Tech's Senior Day. Tech will honor 16 student-athletes playing their final home game at Bobby Dodd Stadium prior to the contest.

SERIES HISTORY

Georgia Tech leads 19-18-1 (Virginia; W1)	Series Record (Streak):
Georgia Tech 15-7-0 (Georgia Tech; W3)	In Atlanta:
Virginia leads 11-4-1 (Virginia; W1)	In Charlottesville:
N/A	Neutral Sites:
Virginia 27, Georgia Tech 21 (Oct. 31, 2015 - Charlottesville, Va.)	Last Meeting:

TALE OF THE TAPE

Average heights and weights of players listed on the depth chart for each team:

Georgia Tech		Virginia
6-4, 295	Offensive Line/Tight Ends	6-6, 287
5-11, 196	Offensive Backs (QB and RB)	6-1, 212
6-2, 209	Receivers	6-2, 203
6-3, 265	Defensive Line	6-3, 273
6-1, 226	Linebackers	6-3, 227
6-0, 195	Defensive Backs	6-1, 197

TOP PERFORMERS AT A GLANCE

PASSING	CMP.	ATT.	INT.	YDS.	TD
<u>Georgia Tech</u>					
Justin Thomas	62	114	1	1168	7
<u>Virginia</u>					
Kurt Benkert	219	380	11	2430	20
RUSHING	ATT.	YDS.	AVG.	TD	
<u>Georgia Tech</u>					
Dedrick Mills	114	578	5.1	10	
<u>Virginia</u>					
Taquan Mizzell	141	696	4.9	5	
RECEIVING	NO.	YDS.	AVG.	TD	
<u>Georgia Tech</u>					
Ricky Jeune	21	350	16.7	1	
<u>Virginia</u>					
Olamide Zaccheaus	45	517	11.5	6	
TACKLES	UT	AT	TT	TFL	SACK
<u>Georgia Tech</u>					
Corey Griffin	58	14	72	4.0	1.0
<u>Virginia</u>					
Micah Kiser	54	60	114	10.0	6.5

2016 GEORGIA TECH SCHEDULE/RESULTS

• Overall: **6-4** | ACC: **3-4** | Place: **5th (Coastal)**
• Home: **4-2** | Away: **1-2** | Neutral: **1-0** | Streak: **W1**

Date	Opponent	Time/Result	TV
Sept. 3	vs. Boston College*^	W, 17-14	ESPN2
Sept. 10	MERCER	W, 35-10	ACCNX
Sept. 17	VANDERBILT	W, 38-7	ACCN
Sept. 22	NO. 5/3 CLEMSON*	L, 26-7	ESPN
Oct. 1	NO. 14 MIAMI*	L, 35-21	ESPN2
Oct. 8	at Pittsburgh*	L, 37-34	ACCN
Oct. 15	GEORGIA SOUTHERN	W, 35-24	RSN
Oct. 29	DUKE*	W, 38-35	RSN
Nov. 5	at No. 18/17 North Carolina*	L, 48-20	ACCN
Nov. 12	at No. 18/22 Virginia Tech*	W, 30-20	ESPNU
Nov. 19	VIRGINIA*	12:30 p.m.	ACCN
Nov. 26	at Georgia	Noon	SECN

All times Eastern; Home games in **BOLD CAPS**

* ACC game; ^ Dublin, Ireland

Ranks for past/current games = AP/Coaches ranks at time of game

Ranks for future games = current AP/Coaches rank

ON THE AIR

TV: ACC Network

- **Play-by-Play** Evan Lepler
- **Analyst** Takeo Spikes
- **Sideline Reporter** Amanda Kuhl
- In Atlanta: CW69
- Online: TheACC.com

RADIO: Georgia Tech IMG Sports Network

- **Play-by-Play** Andy Demetra
- **Analyst** Sean Bedford
- **Sideline Reporter** Randy Waters
- In Atlanta: 680 AM; 93.7 FM
- Across Georgia: Visit RamblinWreck.com for 38-station affiliate list
- Satellite: Sirius 132 / XM 202
- Online: RamblinWreck.com
- Mobile App: Georgia Tech Gameday
- TuneIn: buzz.gt/LiveTuneIn

GEORGIA TECH'S LAST GAME

at No. 18/22 Virginia Tech W, 30-20

Date Nov. 12

Location Blacksburg, Va. (Lane Stadium)

Total Offense 343

Rushing 309

Passing 34

Turnovers 1

Total Defense 437

Rushing 121

Passing 316

Takeaways 4

Passing Leader

Matthew Jordan 2-7-0, 34 yds.

Rushing Leaders

Marcus Marshall 19 att., 143 yds., 1 TD

Matthew Jordan 32 att., 121 yds., 2 TD

Receiving Leaders

Ricky Jeune 1 rec., 24 yds.

Brad Stewart 1 rec., 10 yds.

Defensive Leaders

Lawrence Austin 4 tackles, 2 INT, 1 FF

Brant Mitchell 10 tackles

Anree Saint-Amour 3 tackles, 2.0 sacks, 2.0 TFL

GEORGIA TECH MEDIA AVAILABILITY

MON 14	TUE 15	WED 16	THU 17	FRI 18	SAT 19	SUN 20
<p>3:45 p.m. - First three periods of practice open to photographers/videographers (Rose Bowl Field)</p> <p>Approx. 5:45 p.m. - Head coach Paul Johnson, up to two offensive assistant coaches and up to four offensive student-athletes (Bobby Dodd Stadium - Gate 6 Lobby, adjacent to Callaway Plaza)</p>	<p>11:30 a.m. - Head coach Paul Johnson weekly press conference (Goldsmith Conference Room)</p> <p>3:45 p.m. - First three periods of practice open to photographers/videographers (Rose Bowl Field)</p> <p>Approx. 5:45 p.m. - Up to two defensive assistant coaches and up to four defensive student-athletes (Bobby Dodd Stadium - Gate 6 Lobby, adjacent to Callaway Plaza)</p>	<p>11:30 a.m. - Head coach Paul Johnson on ACC Media Teleconference</p> <p>3:45 p.m. - First three periods of practice open to photographers/videographers (Rose Bowl Field)</p> <p>Approx. 5:45 p.m. - Head coach Paul Johnson (Bobby Dodd Stadium - Gate 6 Lobby, adjacent to Callaway Plaza)</p>	<p>NO AVAILABILITY</p>	<p>NO AVAILABILITY</p>	<p>Postgame press conference - Head coach Paul Johnson and selected student-athletes (Edge Center museum area)</p>	<p>NO AVAILABILITY</p>

GEORGIA TECH ATHLETICS COMMUNICATIONS & PUBLIC RELATIONS

- Assistant A.D./Communications & P.R. (Primary Football Contact):** Mike Flynn
Office: (404) 894-5445 • **Mobile:** (828) 964-6406
Email: mflynn@athletics.gatech.edu
- Assistant Director/Communications & P.R. (Secondary Football Contact):** Kevin Davis
Office: (404) 894-5445 • **Cell:** (704) 974-9095
Email: kdavis@athletics.gatech.edu
- Associate Director/Communications & P.R. (Football Credentials):** Mike Stamus
Office: 404-894-5445 • **Cell:** (404) 218-9723
Email: mstamus@athletics.gatech.edu

FOLLOW GEORGIA TECH ONLINE
OFFICIAL WEBSITE: www.RamblinWreck.com

 @GTathletics
 @GeorgiaTechFB
 @GTPaulJohnson

 @GTathletics
 @GeorgiaTechFB

 /GTathletics
 /GTFootball


TogetherWeSwarm



RamblinWreckTube

GEORGIA TECH FOOTBALL BY THE NUMBERS

1

Parker Braun is the first freshman in Georgia Tech history to be named the ACC Offensive Lineman of the Week.

2

Sets of twins on Georgia Tech's roster (DBs **Lance Austin** and **Lawrence Austin**; OL **Brad Morgan** and **Scott Morgan**). Georgia Tech is the only FBS program in the nation with two sets of twins currently on its roster.

3

Georgia Tech blocked a field goal for the third time this season last Saturday at Virginia Tech. The Yellow Jackets' three blocked kicks this season are tied for 11th nationally and their 17 blocked kicks since the beginning of the 2013 campaign are the fourth-most in NCAA Division I FBS during that span.

5

Current Yellow Jackets that have already earned a bachelor's degree (**Justin Thomas** - B.S. business administration; OL **Freddie Burden** - B.S. business administration; DL **Patrick Gamble** - B.S. literature, media and communication; AB **Austin McClellan** - B.S. business administration; AB **Isiah Willis** - B.S. business administration).

16

Georgia Tech will honor 16 student-athletes playing their final home contest at Bobby Dodd Stadium prior to today's game. The student-athletes being recognized include 13 seniors — LB **Chase Alford**, BB **Marcus Allen**, OL **Freddie Burden**, PK **Harrison Butker**, LB **P.J. Davis**, DL **Patrick Gamble**, DL **Francis Kallon**, AB **Austin McClellan**, OL **Michael Muns**, P **Ryan Rodwell**, DL **Rod Rook-Chungong**, QB **Justin Thomas** and AB **Isiah Willis** — and three fourth-year juniors who are graduating and have elected to forego their final season of eligibility — OL **Niko Anderson**, BB **Ryan Braswell** and OL **Eason Fromayan**.

17

Georgia Tech scored 17 points off four Virginia Tech turnovers last Saturday. Prior to last week, the Yellow Jackets had scored only 14 points off opponents' turnovers all season.

44

Georgia Tech is bowl-eligible for the 19th time in the last 20 seasons and will play in the 44th bowl game in program history this postseason.

266.4

Georgia Tech is rushing for 266.4 yards per game this season, which ranks second in the ACC and 11th nationally.

A GEORGIA TECH WIN WOULD ...

- up its record to 7-4 overall;
- even its ACC record at 4-4 and give the Yellow Jackets a .500 finish or better in conference play for the eighth time in **Paul Johnson's** nine seasons as head coach and the 21st time in the last 22 seasons overall;
- move the Jackets to 20-18-1 all-time, 16-7 in Atlanta and 6-3 under head coach Paul Johnson against Virginia;
- be its fourth-straight home win over the Cavaliers;
- give it a 5-2 final record at Bobby Dodd Stadium this season, which would mark the sixth time in Johnson's nine seasons as head coach that the Yellow Jackets won at least five home games. Prior to Johnson's arrival in 2008, Tech had won five home games in a season only three times in the previous 16 campaigns.
- hand Virginia's Bronco Mendenhall his first loss to Georgia Tech as a head coach. Mendenhall went 2-0 vs. Tech at the helm at BYU, with wins over the Yellow Jackets in 2012 (41-17) and 2013 (38-20).

A GEORGIA TECH LOSS WOULD ...

- drop it to 6-5 overall and 3-5 in ACC play;
- be its first home loss to Virginia since 2008;
- even the all-time series with UVA at 19-19-1.

DID YOU KNOW?

Georgia Tech has been penalized for the fifth-fewest yards per game (33.3 pg) and committed the sixth-fewest penalties per game in the nation this season (4.1 pg).



NOTING LAST SATURDAY'S WIN OVER VT

• Despite missing five offensive starters, Georgia Tech jumped out to a 20-0 halftime lead and cruised to a 30-20 win over No. 18/22 Virginia Tech last Saturday at sold-out Lane Stadium in Blacksburg, Va.

• Georgia Tech was without starting QB **Justin Thomas**, AB **J.J. Green**, C **Freddie Burden** and RT **Andrew Marshall** due to injuries, as well as BB **Dedrick Mills**, who was serving the first game of a two-game suspension.

• Thomas and Burden both had streaks of 35-consecutive starts snapped. Both had started every game since the beginning of the 2014 season.

• Sophomore QB **Matthew Jordan** and true freshman C **Kenny Cooper** made their first-career starts in place of Thomas and Burden.

• Jordan was particularly impressive in the first start of his career, leading Georgia Tech to scores in 6-of-13 possessions (not including a kneel-down on the final play of the game). He finished with 121 rushing yards and two touchdowns on 32 carries (all career highs — prev.: 72 yds. vs. Tulane, Sept. 12, 2015; 28 carries at Miami, Nov. 21, 2015; 2 TD vs. Mercer, Sept. 10, 2016).

• Jordan only completed 2-of-7 passes for 34 yards but both completions (a 10-yarder to **Brad Stewart** in the first quarter and a 24-yarder to **Ricky Jeune** in the third quarter) came on third down and helped extend Georgia Tech scoring drives.

• Filling in for Mills, sophomore BB **Marcus Marshall** rushed for a game-high 143 yards on 19 carries (7.5 avg.). His 143 rushing yards were the most by a Georgia Tech running back this season (prev.: Mills - 132 at North Carolina, Nov. 5).

• Georgia Tech had two 100-yard rushers in the same game (Marcus Marshall -- 143 yds.; Jordan -- 142 yds.) for the first time since its 49-34 win over No. 8 Mississippi State in the 2014 Orange Bowl (Synjyn Days -- 171, Thomas -- 121).

• After allowing 1,195 yards and 83 points over its previous two games (597.5 yards and 41.5 points per game), Georgia Tech limited Virginia Tech to 437 yards and 20 points. 182 of Virginia Tech's yards and 13 of its points came on its final two possessions, after Georgia Tech had jumped out to a 30-7 lead.

• Georgia Tech's four takeaways were a season high (prev.: 3 vs. Boston College on Sept. 3; 3 vs. Duke on Oct. 29).

• Junior nickel back **Lawrence Austin** had a hand in three of Georgia Tech's four takeaways. He also forced a fumble in the fourth quarter, which was recovered by his twin brother, CB **Lance Austin**. Lawrence Austin's forced fumble was the second of his career -- he also forced one in Georgia Tech's 27-24 win at Virginia Tech on Sept. 20, 2014.

• Lawrence Austin became the first Georgia Tech player with multiple interceptions in a game since Jemea Thomas had two in a 31-17 win at No. 6 Clemson on Oct. 29, 2011.

• With a 40-yard field goal in the first quarter, senior PK **Harrison Butker** became the third player in Georgia Tech history with 300 points in his career. With 311 career points, Butker ranks third in program history behind only Luke Manget (322 pts. -- 1999-2002) and Travis Bell (321 pts. -- 2004-07).

• Butker's three field goals matched a career high. He also

went 3-for-3 in the Yellow Jackets "Miracle on Techwood Drive" 22-16 win over No. 9 Florida State on Oct. 24 of last season and made 3-of-4 attempts in a 28-6 win vs. No. 18 Clemson on Nov. 15, 2014.

• The win over No. 18 Virginia Tech was Georgia Tech's 26th all-time road win over an AP Top 25 opponent, its third in nine seasons under head coach **Paul Johnson** and its first since a 30-24 overtime win at No. 9 Georgia on Nov. 29, 2014.

• The win was also Georgia Tech's 91st all-time over an AP Top 25 opponent and 12th overall in Johnson's nine seasons at the helm.

• Georgia Tech claimed its second-straight win at Virginia Tech's Lane Stadium (GT defeated VT, 27-24, in Blacksburg on Sept. 20, 2014).

• Georgia Tech snapped a seven-game losing streak in true road games with its first true road victory since its 30-24 overtime win at Georgia on Nov. 29, 2014.

NOTING VIRGINIA

• Virginia is 2-8 overall and 1-5 in ACC play under first-year head coach Bronco Mendenhall.

• Mendenhall came to Virginia after going 99-43 (.697) with 11 bowl appearances (six wins) in 11 seasons as the head coach at BYU (2005-15).

• Virginia has lost five in a row after opening ACC play with a 34-20 win at Duke on Oct. 1.

• The Cavaliers' five-game skid includes a last-second loss to then-No. 5 Louisville (32-25 on Oct. 29) and a narrow 27-20 defeat at bowl-bound Wake Forest (Nov. 5).

• UVA is led offensively by junior QB Kurt Benkert, who has thrown for 2,430 yards and 20 touchdowns with just 11 interceptions in 10 starts this season.

• Running backs Taquan Mizzell and Albert Reid have combined for 1,113 yards and 11 touchdowns on the ground this season.

• Despite the big individual numbers, Virginia ranks 108th of 128 NCAA Division I FBS teams in total offense (357.9 ypg) and 123rd nationally in rushing offense (106.6 ypg).

• Defensively, the Cavaliers are led by junior MLB Micah Kiser, who leads the team in tackles (114), tackles for loss (10), sacks (6.5), forced fumbles (4), fumble recoveries (2) and pass breakups (six).

• Junior FS Quin Blanding has 100 tackles and a team-best two interceptions.

• UVA is next-to-last nationally in red-zone defense with opponents scoring at a 94.4-percent clip when they get inside the Cavaliers' 20 yard line.

• Virginia ranks 102nd nationally and dead last in the 14-team ACC with a minus-five turnover margin (20 giveaways, 15 takeaways).

GEORGIA TECH-VIRGINIA SERIES HISTORY

• Georgia Tech and Virginia are squaring off for the 39th time in series history.

• Georgia Tech holds a slim 19-18-1 advantage in the all-time series but is 15-7 against the Cavaliers at home.

• The series began with games in Atlanta in 1965, 1966, 1974 and 1976. The teams have played annually since 1982 (the year before GT started playing a full ACC slate).

• After the Yellow Jackets won the first six games in the series, Virginia won 17-of-25 matchups from 1984-2008. However, in eight seasons under head coach **Paul Johnson**, Georgia Tech is 5-3 against UVA.

GEORGIA TECH-VIRGINIA SERIES RESULTS

DATE	RANK		GT RESULT		SCORE
	GT	UVA	H/A	W/L/T	
11/13/1965	-	-	H	W	42-19
11/5/1966	5	-	H	W	14-13
10/5/1974	-	-	H	W	28-24
10/2/1976	-	-	H	W	35-14
11/6/1982	-	-	H	W	38-32
11/3/1983 (THU)	-	-	H	W	31-27
10/13/1984	20	-	A	T	20-20
9/21/1985	-	-	H	L	13-24
9/20/1986	-	-	A	W	28-14
11/7/1987	-	-	H	L	14-23
9/17/1988	-	-	A	L	16-17
9/16/1989	-	-	H	L	10-17
11/3/1990	16/14	1/1	A	W	41-38
9/19/1991 (THU)	17/19	-	H	W	24-21
9/19/1992	22/20	20/19	A	L	24-55
9/16/1993 (THU)	-	25/23	Y	L	14-35
10/15/1994	-	-	H	L	7-24
9/16/1995	-	16/17	A	L	14-41
10/5/1996	-	12/11	H	W	13-7
11/8/1997	-	-	A	L	31-35
10/17/1998	25/25	7/6	H	W	41-38
11/6/1999	7/7	-	A	L	38-45
11/9/2000 (THU)	24/-	-	H	W	35-0
11/10/2001	20/17	-	A	L	38-39
10/26/2002	-	-	H	W	23-15
11/22/2003	-	-	A	L	17-29
11/20/2004	-	18/18	H	L	10-30
11/12/2005	24/24	-	A	L	17-27
9/21/2006 (THU)	-	-	H	W	24-7
9/22/2007	-	-	A	L	23-28
10/25/2008	21/21	-	H	L	17-24
10/24/2009	11/13	-	A	W	34-9
10/9/2010	-	-	H	W	33-21
10/15/2011	12/12	-	A	L	21-24
9/15/2012	RV/V	-/V	H	W	56-20
10/26/2013	-	-	A	W	35-25
11/1/2014	-	-	H	W	35-10
10/31/2015	-	-	A	L	21-27

NOTING LAST SEASON'S LOSS AT VIRGINIA

• Georgia Tech had a three-game winning streak against Virginia snapped with a 27-21 defeat in Charlottesville, Va. on Oct. 31, 2015.

• Georgia Tech led 14-10 at halftime but UVA scored the first 17 points of the second half and held on for the six-point win.

• QB **Justin Thomas** completed 13-of-31 passes for 251 yards in the loss. His 13 completions and 31 pass attempts remain career highs.

• WR **Ricky Jeune** was Thomas' favorite target, catching five passes for 103 yards, which both remain career highs.

• The Yellow Jackets ran for just 144 yards on 33 attempts (4.4 avg.). Forty-nine of the 144 rushing yards came on a 49-yard touchdown run by AB **Clinton Lynch** in the first quarter.

• Lynch scored three touchdowns in all. In addition to his 49-yard TD run in the opening period, he also hauled in 30- and 22-yard touchdown receptions in the second and fourth quarters, respectively.

• Georgia Tech lost the turnover battle, 2-1. DE **Rod Rook-Chungong** was responsible for the Jackets' lone takeaway with the first interception of his career.

GEORGIA TECH vs. NATIONALLY RANKED TEAMS

- Last Saturday's 30-20 win at No. 18 Virginia Tech was the 91st win over a nationally ranked team in Georgia Tech history.
- Georgia Tech has 91 wins in 265 all-time matchups versus teams ranked in the *Associated Press* Top 25.
- Last week's triumph in Blacksburg marked the 26th time in GT history that the Yellow Jackets knocked off a top-25 team on the road and the first since a 30-24 overtime win at No. 9 Georgia on Nov. 29, 2014.
- Prior to last week, the Jackets had not beaten a ranked team on the road in regulation since they toppled No. 13 Georgia, 45-42, on Nov. 29, 2008 and had not defeated a ranked ACC opponent on the road since a 38-27 victory at No. 11 Virginia Tech on Sept. 30, 2006.
- The Yellow Jackets officially own 11 wins over ranked teams in nine seasons under head coach **Paul Johnson**. A 12th victory, a 39-34 triumph over No. 25 Clemson in the 2009 ACC Championship Game, was later vacated due to NCAA sanctions.

GEORGIA TECH vs. AP TOP 25 UNDER PAUL JOHNSON

Nov. 1, 2008	No. 16 Florida State	W, 31-28
Nov. 8, 2008	at No. 19 North Carolina	L, 28-7
Nov. 20, 2008	No. 23 Miami (Fla.)	W, 41-23
Nov. 29, 2008	at No. 13 Georgia	W, 45-42
Sept. 17, 2009	at No. 17 Miami (Fla.)	L, 33-17
Sept. 26, 2009	No. 22 North Carolina	W, 24-7
Oct. 17, 2009	No. 4 Virginia Tech	W, 28-23
Dec. 5, 2009	vs. No. 25 Clemson	W, 39-34 #*
Jan. 5, 2009	vs. No. 10 Iowa	L, 24-14^
Nov. 4, 2010	at No. 20 Virginia Tech	L, 28-21
Oct. 29, 2011	No. 6 Clemson	W, 31-17
Nov. 10, 2011	No. 10 Virginia Tech	L, 37-26
Nov. 26, 2011	No. 13 Georgia	L, 31-17
Sept. 3, 2012	at No. 16 Virginia Tech	L, 20-17 (OT)
Oct. 6, 2012	at No. 15 Clemson	L, 47-31
Nov. 24, 2012	at No. 3 Georgia	L, 42-10
Dec. 1, 2012	vs. No. 13 Florida State	L, 21-15 #
Oct. 5, 2013	at No. 14 Miami (Fla.)	L, 45-30
Nov. 14, 2013	at No. 8 Clemson	L, 55-31
Nov. 15, 2014	No. 18 Clemson	W, 28-6
Nov. 29, 2014	at No. 9 Georgia	W, 30-24 (OT)
Dec. 6, 2014	vs. No. 2 Florida State	L, 37-35 #
Dec. 31, 2014	vs. No. 8 Mississippi State	W, 49-34^
Sept. 19, 2015	at No. 8 Notre Dame	L, 30-22
Oct. 10, 2015	at No. 6 Clemson	L, 43-24
Oct. 24, 2015	No. 9 Florida State	W, 22-16
Sept. 22, 2016	No. 5 Clemson	L, 26-7
Oct. 1, 2016	No. 14 Miami (Fla.)	L, 35-21
Nov. 5, 2016	No. 18 North Carolina	L, 48-20
Nov. 12, 2016	No. 18 Virginia Tech	W, 30-20

ACC Championship Game

^ Orange Bowl

* Win vacated due to NCAA sanctions

GEORGIA TECH ALL-TIME vs. AP TOP 25

	ALL	H	A	N	BOWL
Top 25	91-168-6	48-74-4	26-82-2	16-12	16-8
vs. ACC	28-48	17-20	10-21	1-2	0-0
vs. No. 1	2-9-1	1-1-1	1-8	0-0	0-0
vs. No. 2	0-10-1	0-5-1	0-4	0-1	0-0
vs. No. 3	1-10	0-5	1-5	0-0	0-0
vs. No. 4	3-9	2-5	1-4	0-0	0-0
vs. No. 5	3-12	1-8	2-4	0-0	0-0
vs. No. 6	5-6	3-4	1-2	1-0	1-0
vs. No. 7	3-10	2-3	0-5	1-2	1-1
vs. No. 8	5-10	3-4	1-6	1-0	1-0
vs. No. 9	7-11	4-3	1-6	1-1	1-1
vs. No. 10	4-10	0-4	1-5	3-1	3-1
vs. No. 11	4-6	1-2	1-3	2-1	2-1
vs. No. 12	5-6	2-2	2-4	1-0	1-0
vs. No. 13	5-7	2-2	2-3	1-2	1-1
vs. No. 14	2-11	1-6	1-5	0-0	0-0
vs. No. 15	4-6-2	3-5-1	0-1-1	1-0	1-0
vs. No. 16	5-5-2	4-0-1	1-4-1	0-1	0-0
vs. No. 17	8-5	5-2	1-1	2-2	2-2
vs. No. 18	7-7	4-3	3-4	0-0	0-0
vs. No. 19	7-3	2-1	3-2	2-0	2-0
vs. No. 20	4-7	3-4	1-3	0-0	0-0
vs. No. 21	1-1	1-1	0-0	0-0	0-0
vs. No. 22	2-4	2-2	0-2	0-0	0-0
vs. No. 23	3-1	1-0	2-0	0-1	0-1
vs. No. 24	0-0	0-0	0-0	0-0	0-0
vs. No. 25	2-3	1-2	0-1	1-0	0-0

ASSOCIATED PRESS TOP 25 POLL (NOV. 13)

Team (1st-place votes)	Points	Prev.	Record
1. Alabama	1,525	10-0	1
2. Ohio State	1,455	9-1	6
3. Louisville	1,357	9-1	5
4. Michigan	1,323	9-1	2
5. <i>Clemson</i>	1,304	9-1	3
6. Wisconsin	1,214	8-2	7
7. Washington	1,150	9-1	4
8. Oklahoma	1,064	8-2	9
9. Penn State	961	8-2	12
10. West Virginia	920	8-1	11
11. Utah	807	8-2	13
12. Colorado	797	8-2	16
13. Oklahoma State	659	8-2	17
14. Western Michigan	634	10-0	14
15. Southern California	584	7-3	NR
16. LSU	582	6-3	19
17. Florida State	560	7-3	20
18. Auburn	543	7-3	8
19. Nebraska	504	8-2	21
20. Washington State	501	8-2	23
21. Florida	435	7-2	22
22. Boise State	315	9-1	24
23. Texas A&M	238	7-3	10
24. San Diego State	97	9-1	NR
25. Troy	63	8-1	NR

Others receiving votes: Houston 49; *North Carolina* 40; *Virginia Tech* 36; Tennessee 21; Navy 20; Stanford 16; Western Kentucky 11; *Pittsburgh* 9; South Florida 8; Arkansas 7; Iowa 4; Mississippi 2; Minnesota 1.

AMWAY COACHES TOP 25 POLL (NOV. 13)

Team (1st-place votes)	Record	Pts.	Prev.
1. Alabama (63)	10-0	1575	1
2. Ohio State	9-1	1495	5
3. Louisville	9-1	1418	6
4. Michigan	9-1	1332	3
5. <i>Clemson</i>	9-1	1318	2
6. Wisconsin	8-2	1231	7
7. Washington	9-1	1190	4
8. Oklahoma	8-2	1147	9
9. West Virginia	8-1	994	10
10. Penn State	8-2	923	14
11. Utah	8-2	909	12
12. Colorado	8-2	861	15
13. Oklahoma State	8-2	745	17
14. LSU	6-3	572	19
15. Florida State	7-3	559	18
16. Auburn	7-3	542	8
17. Nebraska	8-2	541	20
18. Florida	7-2	538	16
19. Southern California	7-3	473	NR
20. Washington State	8-2	438	23
21. Western Michigan	10-0	431	21
22. Texas A&M	7-3	396	11
23. Boise State	9-1	355	24
24. <i>North Carolina</i>	7-3	114	13
25. San Diego State	9-1	112	NR

Others Receiving Votes: Houston 60; Navy 43; South Florida 43; *Virginia Tech* 39; Troy 28; Tennessee 20; Stanford 16; *Pittsburgh* 6; Arkansas 5; Toledo 3; Baylor 2; Iowa 1.
Georgia Tech opponents in italics

JACKETS REBOUND FROM TOUGH LUCK IN '15

- Thanks largely to a season-long string of misfortune, Georgia Tech's run of 18-consecutive bowl appearances was snapped with a 3-9 campaign in 2015.
- After going 11-3, winning the ACC Coastal Division championship and defeating Mississippi State in the Capital One Orange Bowl in 2014, two major factors contributed to last season's 3-9 record:
 - 16 key players combined to miss more than 80 games due to injury
 - six of the Yellow Jackets' nine losses came by eight points or less
- Due to the spate of injuries last season, 34 Yellow Jackets made their collegiate debuts in 2015 (which ranked fifth among all NCAA Division I FBS programs) and 23 freshmen saw playing time for Georgia Tech, which was tied for 10th among all Power Five conference teams.
- With so much youth on the field last year, Georgia Tech boasts an experienced roster in 2016, highlighted by the fact that the Yellow Jackets returned 81 percent of their rushing yards, 84 percent of their receiving yards and 98 percent of their passing yards from a season ago.
- Despite last season's hiccup, Georgia Tech has finished in first or second place in the ACC's Coastal Division six times in the past eight seasons and seven times in 11 seasons since the ACC split into divisions in 2005.

ACC COASTAL DIVISION YEAR-BY-YEAR

Year	GT Record / Finish	Champion	Year	GT Record / Finish	Champion
2005	5-3 / 3rd	Virginia Tech	2011	5-3 / t-2nd	Virginia Tech
2006	7-1 / 1st	Georgia Tech	2012	5-3 / 1st	Georgia Tech
2007	4-4 / 3rd	Virginia Tech	2013	5-3 / t-2nd	Duke
2008	5-3 / t-1st	Virginia Tech	2014	6-2 / 1st	Georgia Tech
2009	7-1 / 1st	Georgia Tech	2015	1-7 / 6th	North Carolina
2010	4-4 / t-3rd	Virginia Tech			

OFFENSE

• Since enduring a grueling early stretch that saw Georgia Tech face three of the nation's top 25 defenses over the first five games of the season, the Yellow Jackets' offense has surged over the last five contests.

• The Yellow Jackets are averaging 31.4 points and 454.8 yards per game over the last five contests (Oct. 8 at Pittsburgh, Oct. 15 vs. Georgia Southern, Oct. 29 vs. Duke, Nov. 5 at North Carolina and last Saturday at Virginia Tech).

• More impressively, the Yellow Jackets are averaging 7.5 yards per play and nearly three points per possession (2.85) over the last five contests. They have punted only 14 times (2.8 per game) and came away with points on 27 of its 55 possessions (51.2 percent) during the five-game span.

• Over the last three games, the Jackets have rushed for 1,024 yards — 341 yards vs. Duke (Oct. 29), 374 yards at North Carolina (Nov. 5) and 309 yards at Virginia Tech (last Saturday). GT had not compiled 300-plus rushing yards in three-straight games since the first two games of last season (476 vs. Alcorn State on Sept. 3, 2015 and 439 vs. Tulane on Sept. 12, 2015) and the last game of the 2014 campaign (452 vs. Mississippi State in the 2014 Orange Bowl) and had not accomplished the feat in one season since the final three games of 2014 (399 at Georgia, 331 vs. Florida State in ACC Championship game, 452 vs. Mississippi State in Orange Bowl).

• In its two games prior to last week, Georgia Tech racked up 605 yards of total offense vs. Duke on Oct. 29 and 518 yards of total offense at North Carolina on Nov. 5. The Yellow Jackets' back-to-back 500-yard games (553 vs. Alcorn State on Sept. 3, 2015 and 571 vs. Tulane on Sept. 12, 2015) were their first since the first two games of last season. GT totaled 500-plus yards against consecutive FBS opponents for the first time since it had 611 yards at UNC and 612 yards at Pittsburgh on Oct. 18 and Oct. 25, 2014.

• Georgia Tech turned in one of its most impressive offensive performances in recent memory during its 38-35 win over Duke on Oct. 29. The Yellow Jackets' 605 yards of total offense were their most in the last 28 games, dating back to their 612-yard output in a 56-28 win at Pitt on Oct. 25, 2014.

• The Jackets were especially impressive through the air against Duke, as their 264 passing yards were their most in the last 35 games, dating back to the 2014 season opener versus Wofford (282). Tech's 264 passing yards against Duke were also its most against an FBS opponent in nine seasons under head coach **Paul Johnson**. The last time Tech threw for more yardage against an FBS foe came on Oct. 6, 2007, when it had 309 passing yards in a 28-26 loss at Maryland.

• Over the course of its first five games of the season, Georgia Tech faced three of the nation's top 25 defenses in terms of total defense (Clemson - 14th, 328.0 ypg; Boston College - 17th, 331.9 ypg; Miami - 25th, 353.9 ypg) and two of the nation's top 25 defenses in terms of yards allowed per play (Clemson - 11th, 4.67 ypp; Miami - 16th, 4.84 ypp).

• In last Saturday's 30-20 victory at No. 18/22 Virginia Tech, the Yellow Jackets racked up 309 rushing yards, 343 total yards and 5.3 yards per play against a Hokies defense that allows only 144.1 rushing yards per game on the season and ranks 15th nationally in total defense (329.0 ypg) and 17th in yards allowed per play (4.85 ypp).

• Despite relatively pedestrian traditional rankings (71st in scoring offense, 78th in total offense), Georgia Tech has the nation's 20th-most efficient offense this season, according

to *footballoutsiders.com* (ratings based on value generated by a team's offense per possession, relative to national average scoring rates by starting field position and adjusted for the strength of opponent defenses faced).

NCAA DIVISION I FBS MOST EFFICIENT OFFENSES - THROUGH OCT. 22 (*footballoutsiders.com*)

Team	Adjusted Efficiency Rating
1. Western Michigan	1.51
2. Navy	1.49
3. Ohio State	1.31
4. Michigan	1.24
5. Louisville	1.16
6. South Florida	1.16
7. Washington	1.12
8. Toledo	1.07
9. Oklahoma	1.07
10. Washington State	1.07
11. Louisiana Tech	1.00
12. Texas Tech	.97
13. Ole Miss	.97
14. Western Kentucky	.90
15. Boise State	.85
16. Pittsburgh	.83
17. Florida State	.81
18. Oregon	.76
19. Alabama	.73
20. Georgia Tech	.73

• The deviation between Georgia Tech's traditional offensive rankings and its offensive efficiency is due in large part to the fact that the Yellow Jackets simply have not had the ball very much. Tech ranks 44th nationally in average time of possession (31:27 per game) and 126th out of 128 FBS teams in plays per game (61.3). Only Illinois (56.6) and LSU (60.2) have run fewer plays per game than the Jackets.

• In more traditional offensive metrics, Georgia Tech ranks among the national leaders in passing yards per completion (second - 19.52 avg.), rushing offense (11th - 266.4 ypg), yards per rush (15th - 5.47 avg.) and passing efficiency (15th - 154.44).

• The running game is the backbone of head coach **Paul Johnson's** high-powered spread option offense. Since Johnson's arrival on The Flats in 2008, no team has rushed for more yards than Georgia Tech's 34,780. Johnson's former squad, Navy, ranks second nationally with 33,531 rushing yards during the same eight-plus-year span.

MOST FBS RUSHING YARDS SINCE 2008

	Games	Yards	Yds/Gm
1. Georgia Tech	116	34,780	299.83
2. Navy	110	33,531	304.83
3. Air Force	112	33,363	297.88
4. Oregon	117	31,607	270.15

• Georgia Tech has led the ACC and finished among the top eight nationally in rushing yardage in each of Johnson's eight full seasons as head coach.

• After ranking just 35th nationally with 216.8 rushing yards per game through four contests this season, Georgia Tech has climbed all the way to 11th in the nation in rushing offense at 266.4 yards per game.

• While they struggled to establish a ground presence against Boston College (119 rushing yards vs. No. 15 rushing defense in the nation on Sept. 3) and Clemson (95 rushing yards vs. No. 33 rushing defense in the nation), the Yellow Jackets have rushed for a much more Georgia Tech-like 306.2 yards per game and 6.0 yards per carry in their other eight games this season.

• Georgia Tech has been outrushed only 14 times in Johnson's nine seasons as head coach but two of those have come this year.

• The Yellow Jackets were outrushed, 176-119, in their season-opening 17-14 win over Boston College, which marked only the second time under Johnson that Georgia Tech won when it was outgained on the ground (Wofford outrushed the Jackets, 271-226, in a 38-19 Tech win on Aug. 30, 2014).

• On Sept. 22 against Clemson, the Jackets were outgained on the ground, 138-95. The 95 rushing yards were Georgia Tech's fewest since it managed only 71 yards on the ground in last season's 43-24 defeat at Clemson.

• The Yellow Jackets' rushing performance against Pitt (241 yards, 5.4 yards per carry) was especially impressive, as the Panthers have the nation's No. 10-ranked rushing defense (75.7 ypg, 2.36 yards per carry).

• After turning the ball over at least once in each of its first five games this season, Georgia Tech went two-and-a-half games and 136 total plays between turnovers, a streak that ended when the Yellow Jackets fumbled on their first two touches of the second half against Duke on Oct. 29.

• The fumbling tendency has continued over the last two games, as the Jackets have put the ball on the ground eight times and lost three of those fumbles against North Carolina (Nov. 5) and Virginia Tech (last Saturday).

• Despite having lost five fumbles over the last three weeks, the Jackets have still put the ball on the ground less this season than they traditionally have during Johnson's nine years as head coach. This season, Georgia Tech has fumbled 20 times in 10 games (2.0 per game), which is the second-lowest average in Johnson's nine seasons at Tech. By contrast, the Jackets fumbled 36 times in 12 games last season (3.0 per game), which was the highest average in Johnson's nine seasons on The Flats.

• In Johnson's eight full seasons at the helm, Georgia Tech has produced 13 rushers that have eclipsed the 1,000-yard plateau for their careers. That is nearly 30 percent of the 45 Yellow Jackets that have amassed 1,000 career rushing yards in the 124-year history of Georgia Tech football.

1,000-YARD CAREER RUSHERS UNDER PAUL JOHNSON

GT Rank	Years at GT	Yards
6. Jonathan Dwyer	2007-09	3,226
7. Joshua Nesbitt	2007-10	2,806
9. Justin Thomas	2013-pres.	2,369
12. David Sims	2010-13	2,252
13. Tevin Washington	2009-12	2,225
15. Zach Laskey	2011-14	2,033
16. Anthony Allen	2009-10	1,934
17. Roddy Jones	2008-11	1,846
18. Orwin Smith	2009-12	1,839
32. Synjyn Davis	2011-14	1,396
38. Robert Godhigh	2010-13	1,191
42. Vad Lee	2012-13	1,057
44. Embry Peoples	2008-11	1,035

• Georgia Tech has played 247-consecutive games without being shut out, good for the seventh-longest active streak in NCAA Division I FBS.

• The Yellow Jackets have not been held scoreless since a 38-0 loss at No. 3 Florida State on Oct. 18, 1997.

• Even more impressively, Georgia Tech has not been blanked at home since a 7-0 loss to Georgia on Nov. 30, 1957 — good for a streak of 369-straight games played at Bobby Dodd Stadium without being shut out.

OFFENSE

ACTIVE STREAKS WITHOUT BEING SHUT OUT (FBS)

	Streak	Year Began
Florida	357	1988
TCU	302	1992
Air Force	295	1992
Tennessee	283	1994
Virginia Tech	279	1995
Nebraska	266	1996
Georgia Tech	247	1997
Boise State	236	1997

• On Sept. 17 against Vanderbilt, Georgia Tech scored on its first offensive play (an 81-yard touchdown pass from senior QB **Justin Thomas** to sophomore BB **Marcus Marshall**).

• Georgia Tech has scored on its first offensive play six times in Johnson's nine seasons at the helm.

SCORING ON FIRST OFFENSIVE PLAY OF THE GAME UNDER PAUL JOHNSON

Sept. 5, 2009 vs. Jacksonville State

Johnathan Dwyer 74-yd run

Sept. 1, 2011 vs. Western Carolina

Orwin Smith 5-yd run

Sept. 10, 2011 at Middle Tennessee

Tevin Washington-Tony Zenon 73-yd pass

Sept. 17, 2011 vs. Kansas

Orwin Smith 95-yd run

Sept. 15, 2012 vs. Virginia

Tevin Washington-Zach Laskey 70-yd pass

Sept. 17, 2016 vs. Vanderbilt

Justin Thomas-Marcus Marshall 81-yd pass

• In the fourth quarter of the win over Vandy, the Yellow Jackets scored on a 77-yard pass from sophomore QB **Matthew Jordan** to sophomore AB **Clinton Lynch**, which gave Georgia Tech two passing plays of 77 yards or more in the same game for only the second time in school history.

TWO PASS COMPLETIONS OF 77 YARDS OR MORE IN A SINGLE GAME — GEORGIA TECH HISTORY

Sept. 1, 2011 vs. Western Carolina

Tevin Washington-Stephen Hill 82-yd pass

Tevin Washington-Stephen Hill 77-yd pass

Sept. 17, 2016 vs. Vanderbilt

Justin Thomas-Marcus Marshall 81-yd pass

Matthew Jordan-Clinton Lynch 77-yd pass

• With Thomas shelved due to a minor injury in the second half of Georgia Tech's 35-10 win over Mercer on Sept. 10, the Yellow Jackets did not attempt a pass over the final two quarters, marking the third time in Johnson's nine seasons as head coach that Tech did not throw a pass over the course of an entire half. The Yellow Jackets also didn't attempt a single pass in the second half of a 45-42 win over Georgia on Nov. 29, 2008 and the second half of a 69-6 win over Alcorn State on Sept. 3, 2015.

QUARTERBACKS

• One of the nation's most exciting and versatile quarterbacks, fifth-year senior **Justin Thomas** is in his third year as Georgia Tech's starting signal-caller.

• Thomas made 35-consecutive starts under center for the Yellow Jackets from the beginning of the 2014 season through Nov. 5 at North Carolina but the streak was snapped when he sat out of last week's contest at Virginia Tech due to an upper-body injury sustained in the second half of the 48-20 loss at UNC.

• With a 50-yard pass to **Brad Stewart** on the third play of the Jackets' 38-35 win over Duke on Oct. 29, Thomas became the 39th player in NCAA Division I FBS history and fourth player in ACC history with 4,000 passing yards and 2,000 rushing yards in a career.

4,000 PASSING YARDS, 2,000 RUSHING YARDS IN A CAREER — NCAA DIVISION I FBS HISTORY

Player (School)	Seasons	Rush	Pass
1. Prince McJunkins (Wichita St.)	1979-82	2,047	4,544
2. John Bond (Mississippi St.)	1980-83	2,280	4,621
3. Rickey Foggie (Minnesota)	1984-87	2,038	4,903
4. Brian Mitchell (La.-Lafayette)	1986-89	3,335	5,447
5. Major Harris (West Virginia)	1987-89	2,030	4,834
6. Woodrow Dantzler (Clemson)	1998-01	2,615	5,634
7. Eric Crouch (Nebraska)	1998-01	3,434	4,481
8. Antwaan Randle El (Indiana)	1998-01	3,895	7,469
9. Joshua Cribbs (Kent St)	2001-04	3,670	7,169
10. Brad Smith (Missouri)	2002-05	4,289	8,799
11. Vince Young (Texas)	2003-05	3,127	6,040
12. Patrick White (West Virginia)	2005-08	4,480	6,049
13. Dan LeFevour (Central Mich.)	2006-09	2,948	12,906
14. Tim Tebow (Florida)	2006-09	2,947	9,285
15. Matt Grothe (USF)	2006-09	2,206	8,669
16. Juice Williams (Illinois)	2006-09	2,557	8,037
17. Joe Webb (UAB)	2006-09	2,774	5,771
18. Colin Kaepernick (Nevada)	2007-10	4,112	10,098
19. Tyrod Taylor (Virginia Tech)	2007-10	2,196	7,017
20. Dwight Dasher (Middle Tenn.)	2007-10	2,419	5,643
21. Robert Griffin III (Baylor)	2008-11	2,254	10,366
22. Chandler Harnish (Northern Ill.)	2008-11	2,983	8,944
23. B.J. Daniels (USF)	2008-12	2,068	8,433
24. Denard Robinson (Michigan)	2009-12	4,495	6,250
25. Taylor Martinez (Nebraska)	2009-13	2,975	7,258
26. Nathan Scheelhaase (Illinois)	2010-13	2,066	8,568
27. Jordan Lynch (Northern Ill.)	2010-13	4,343	6,209
28. Cody Fajardo (Nevada)	2011-14	3,482	9,659
29. Braxton Miller (Ohio St.)	2011-15	3,314	5,295
30. Johnny Manziel (Texas A&M)	2012-13	2,169	7,820
31. Marcus Mariota (Oregon)	2012-14	2,237	10,796
32. Trevone Boykin (TCU)	2012-15	2,049	10,728
33. Marquise Williams (N. Carolina)	2012-15	2,453	7,970
34. Keenan Reynolds (Navy)	2012-15	4,559	4,001
35. Dak Prescott (Mississippi St.)	2013-15	2,521	9,376
36. Taysom Hill (BYU)	2012-pres.	2,688	6,663
37. Greg Ward, Jr. (Houston)	2013-pres.	2,286	7,756
38. J.T. Barrett (Ohio State)	2014-pres.	2,237	6,044
39. Justin Thomas (Georgia Tech)	2013-pres.	2,369	4,363
40. Lamar Jackson (Louisville)	2015-pres.	2,294	4,738
41. Quinton Flowers (South Fla.)	2014-pres.	2,195	4,611

• Thomas is only the eighth player in Georgia Tech history with 4,000 career passing yards.

GT CAREER PASSING YARDS LEADERS

	Years at GT	Yards
1. Joe Hamilton	1996-99	8,882
2. Shawn Jones	1989-92	8,441
3. Reggie Ball	2003-06	8,128
4. George Godsey	1998-2001	6,137
5. Mike Kelley	1978-81	5,249
6. Justin Thomas	2013-pres.	4,363
7. John Dewberry	1983-85	4,193
8. Eddie McAshan	1970-72	4,080
9. Tevin Washington	2009-12	3,312
10. Josh Nesbitt	2007-10	3,276

• Thomas is only the third quarterback and the 15th player overall in Georgia Tech history to rush for 2,000 yards in a career.

GEORGIA TECH'S ALL-TIME 2,000-YARD RUSHERS

	Years	Att	Yds
1. Robert Lavette	1981-84	914	4,066
2. Jerry Mays	1985-89	695	3,699
3. Eddie Lee Ivery	1975-78	609	3,517
4. Tashard Choice	2005-07	675	3,365
5. P.J. Daniels	2002-05	707	3,346
6. Jonathan Dwyer	2007-09	517	3,226
7. Josh Nesbitt	2007-10	653	2,806
8. Joe Burns	1998-2001	614	2,634
9. Justin Thomas	2013-pres.	480	2,369
10. C.J. Williams	1994-96	539	2,365
11. David Sims	1974-76	379	2,274
12. David Sims	2010-13	438	2,252
13. Tevin Washington	2009-12	542	2,225
14. Zach Laskey	2011-14	388	2,033
15. William Bell	1989-93	418	2,026

Italics denote quarterbacks

• With two touchdown runs against Duke on Oct. 29, Thomas moved alone into third all-time among Georgia Tech quarterbacks and in a tie for 11th overall in school history with 21 touchdowns.

GT CAREER RUSHING TOUCHDOWNS LEADERS

	Years at GT	Tds
1. Robert Lavette	1981-84	45
2. Tevin Washington	2009-12	38
3. Joshua Nesbitt	2007-10	35
Jonathan Dwyer	2007-09	35
5. Joe Burns	1998-01	31
6. Tashard Choice	2005-07	28
7. P.J. Daniels	2002-05	23
David Sims	2010-13	23
9. Leon Hardeman	1951-53	22
Eddie Lee Ivery	1975-78	22
11. David Sims	1974-76	21
Justin Thomas	2013-pres.	21
13. C.J. Williams	1994-96	20
Orwin Smith	2009-12	20
15. Shawn Jones	1989-92	19
Charles Wiley	1995-98	19
17. Lenny Snow	1965-67	18
Jerry Mays	1985-89	18
Joe Hamilton	1996-99	18
Syrjyn Days	2011-14	18
21. Malcolm King	1984-87	17
Zach Laskey	2011-14	17
Vlad Lee	2012-13	17

Italics denote quarterbacks

• With 250 yards of total offense against Georgia Southern on Oct. 15, Thomas became the sixth player in Georgia Tech history with 6,000 yards of total offense in his career.

GT CAREER TOTAL OFFENSE LEADERS

	Years at GT	Yards
1. Joe Hamilton	1996-99	10,640
2. Reggie Ball	2003-06	9,579
3. Shawn Jones	1989-92	9,296
4. Justin Thomas	2013-present	6,732
5. George Godsey	1998-2001	6,125
6. Joshua Nesbitt	2007-10	6,082
7. Tevin Washington	2009-12	5,537
8. Mike Kelley	1978-81	5,198
9. John Dewberry	1983-85	4,823
10. Eddie McAshan	1970-72	4,262

• Thomas' 6,732 career yards of total offense ranks fourth among all active ACC players and 30th among active NCAA Division I FBS players.

ACC ACTIVE TOTAL OFFENSE LEADERS

	School	Total Off.
1. Deshaun Watson	Clemson	10,330
2. Brad Kaaya	Miami	8,637
3. Lamar Jackson	Louisville	7,032
4. Justin Thomas	Georgia Tech	6,732
5. Deshone Kizer	Notre Dame	6,314

• Thomas also ranks fourth in Georgia Tech history in career passing efficiency (141.2) and fifth in career touchdown passes (39).

GT CAREER PASSING EFFICIENCY LEADERS

	Years at GT	Effic.
1. Joe Hamilton	1996-99	148.2
2. George Godsey	1998-01	143.6
3. Tevin Washington	2009-12	142.8
4. Justin Thomas	2013-pres.	141.2
5. Toppo Vann	1953-56	134.6
6. Vad Lee	2012-13	132.9
7. Jimmy Southard	1947-49	192.2
8. Shawn Jones	1989-92	125.6
9. John Dewberry	1983-85	125.5
10. Donnie Davis	1992-95	121.4

OFFENSE

GT CAREER PASSING TOUCHDOWNS LEADERS

	Years at GT	TD
1. Joe Hamilton	1996-99	65
2. Reggie Ball	2003-06	57
3. Shawn Jones	1989-92	51
4. George Godsey	1998-01	41
5. Justin Thomas	2013-pres.	39
6. Eddie McAshan	1970-72	32
7. John Dewberry	1983-85	27
8. Mike Kelley	1978-81	23
9. Donnie Davis	1992-95	22
10. Frank Broyles	1943-46	21
Tevin Washington	2009-12	21

• Thomas has recorded at least one rushing touchdown and one passing touchdown in the same game 10 times in his career, which ranks third in school history.

MOST GAMES WITH RUSHING TD AND PASSING TD IN GEORGIA TECH HISTORY

	Years at GT	Games
1. Joe Hamilton	1996-99	12
2. Joshua Nesbitt	2007-10	11
3. Justin Thomas	2013-pres.	10
4. Tevin Washington	2009-12	8
Vlad Lee	2012-13	8

• Thomas turned in one of the best individual performances in Georgia Tech history with 459 yards of total offense and four touchdowns accounted for in the Yellow Jackets' come-from-behind 38-35 victory over Duke on Oct. 29.

• Thomas' 459 yards of total offense versus Duke were a career high, surpassing the 353 that he amassed in his first-career start versus Wofford on Aug. 30, 2014, and the most by a Yellow Jacket since George Godsey had a school-record 477 yards in a 39-38 loss to Virginia on Nov. 10, 2001.

• The 459 yards of total offense were good for the third-highest single-game total by an individual in Georgia Tech history (477 - Godsey; 474 - Joe Hamilton vs. Maryland, Sept. 30, 1999).

• Thomas finished with 264 passing yards and 195 rushing yards against Duke, marking the first time that he had 100-plus passing yards and 100-plus rushing yards in the same game in 20 contests, dating back to his 121 passing yards and 125 rushing yards in Georgia Tech's 49-34 win over Mississippi State in the 2014 Orange Bowl (Dec. 31, 2014).

• Thomas' 264 passing yards against Duke were good for the second-highest total of his career and his most since he threw for 282 yards in the first start of his career versus Wofford on Aug. 30, 2014.

• Thomas' 195 rushing yards against Duke were a career high (prev.: 165 at Virginia Tech, Sept. 20, 2014), good for a tie for 15th in Georgia Tech single-game history and just four shy of the single-game school record for a quarterback, held by Eddie Prokop, who ran for 199 yards versus Tulsa in the 1944 Sugar Bowl.

• Thomas' 276.97 quarterback efficiency against Duke was a career high (prev.: 275.25 vs. Wofford - Aug. 30, 2014) and the third-highest in school history (312.80 - Tevin Washington, Sept. 1, 2011 vs. Western Carolina; 289.80 - Joshua Nesbitt, Nov. 14, 2009 at Duke).

• According to the ACC and *sports-reference.com*, Thomas is only the fourth FBS player since 2000 with at least 190 rushing yards, 250 passing yards, two rushing touchdowns and two passing touchdowns in a game, joining Indiana's Antwaan Randle El (Oct. 21, 2000 vs. Minnesota), Michigan's Denard Robinson (Oct. 2, 2010 vs. Indiana) and Texas A&M's Johnny Manziel (Jan. 4, 2013 vs. Oklahoma).

• In recognition of his performance against Duke, Thomas was named the Walter Camp National Offensive Player of the Week, the ACC Offensive Back of the Week and a member of the Davey O'Brien Award's "Great 8" list and the Manning Award's Stars of the Week.

• The National Player of the Week award was the first of Thomas' career while the ACC Player of the Week honor was his second. He was also named ACC Offensive Back of the Week following Georgia Tech's 27-24 win at Virginia Tech on Sept. 20, 2014.

• Prior to his incredible showing against Duke, Thomas' best all-around performance of the season came in the Yellow Jackets' previous game against Georgia Southern (Oct. 15). His 250 yards of total offense (172 passing, 78 rushing), three touchdowns responsible for (two rushing, one passing), 172 passing yards, 224.98 pass-efficiency rating and two rushing touchdowns were all season highs prior to the otherworldly performance against Duke.

• Over his last four games, Thomas has put together pass-efficiency ratings of 212.20 at Pittsburgh (7-of-10, 130 yards, 1 TD, 0 INT - good for the highest passer rating of his career against a Power Five opponent at the time), 224.98 against Georgia Southern (7-of-11, 172 yards, 1 TD, 0 INT - a season high and the fourth-highest of his career at the time), 276.97 against Duke (career high, third-highest in program history) and 215.51 (4-of-9, 144 yards, TD) at North Carolina.

• In addition to piling up the gaudy numbers, Thomas led Georgia Tech to scores on six of its 11 offensive possessions against Duke (not including a final drive when the Jackets ran out the clock to seal the victory). He engineered a six-play, 86-yard drive late in the fourth quarter that culminated with him throwing the game-winning 21-yard touchdown pass to **Clinton Lynch** with 5:38 to go in the ballgame.

• The superb showing against Duke marked the second time this season that Thomas led a fourth-quarter comeback that led Georgia Tech to victory. In the season opener versus Boston College (Sept. 3), Thomas put together a pair of fourth-quarter scoring drives that provided Tech with the winning points (an 11-play, 46-yard drive that culminated with **Harrison Butker's** 40-yard field goal with 5:57 to go and an 11-play, 59 yard drive capped by **Dedrick Mills'** four-yard touchdown run with 35 seconds left on the clock).

• In 35 career starts, Thomas has engineered three drives that have resulted in Georgia Tech scoring the game's tying or winning points in the final minute of regulation.

JUSTIN THOMAS — LATE-GAME HEROICS

Sept. 13, 2014 vs. Georgia Southern

Georgia Tech trailed 38-35 when it took over with 4:12 to go at its own 28 yard line. Thomas led the Yellow Jackets on an 11-play, 72-yard drive that culminated with a 13-yard touchdown pass to Deon Hill with 23 seconds remaining that lifted Tech to a 42-38 win.

Nov. 29, 2014 at Georgia

Georgia Tech trailed 24-21 when it took over on its own 43 yard line with 13 seconds to go. Thomas ran 21 yards to the UGA 36 yard line on the first play of the series to set up Harrison Butker's 53-yard field goal as time expired in regulation. GT went on to win, 30-24, in overtime.

Sept. 3, 2016 vs. Boston College

Georgia Tech trailed 14-10 when it took over on its own 41 yard line with 3:33 to go. Thomas led the Yellow Jackets on an 11-play, 59-yard drive that included a 22-yard pass on fourth-and-19 and a 26-yard pass on third-and-10. The drive culminated with a four-yard touchdown run by Dedrick Mills with 35 seconds remaining that lifted Tech to a 17-14 win.

• One of the nation's most prolific big-game quarterbacks, Thomas owns four wins in his career against ranked teams with victories over No. 19 Clemson, No. 9 Georgia and No. 7 Mississippi State (Orange Bowl) in 2014 and No. 9 Florida State in 2015. He's 4-6 overall against ranked teams and 3-4 versus top-10 opponents.

• In addition to the success that he has enjoyed on the field, Thomas has also achieved great success in the classroom as one of five Yellow Jackets that has already earned a bachelor's degree. Thomas graduated last spring with a B.S. in business administration and is taking six hours of electives this semester while finishing out his collegiate career on the gridiron.

• Making his first-career start in place of the injured Thomas last Saturday at Virginia Tech, sophomore **Matthew Jordan** led Georgia Tech to scores in 6-of-13 possessions (not including a kneel-down on the final play of the game) en route to an impressive 30-20 win over the 18th-ranked Hokies.

• Jordan ran for 121 yards and two touchdowns on 32 carries in the win at Virginia Tech (all career highs — prev.: 72 yds. vs. Tulane, Sept. 12, 2015; 28 carries at Miami, Nov. 21, 2015; 2 TD vs. Mercer, Sept. 10, 2016).

• Jordan only completed 2-of-7 passes for 34 yards against VT but both completions (a 10-yarder to **Brad Stewart** in the first quarter and a 24-yarder to **Ricky Jeune** in the third quarter) came on third down and helped extend Georgia Tech scoring drives.

• Despite only seeing limited action prior to his first-career start last Saturday, Jordan has rushed for eight touchdowns in just 12 career games.

• Jordan is tied for 13th in the ACC with six rushing touchdowns this season.

RUNNING BACKS

• Georgia Tech's most prolific running back of late has been sophomore B-back **Marcus Marshall**, who has rushed for 282 yards on just 36 carries (7.8 avg.) over his last three games.

• Marshall started in place of suspended B-back **Dedrick Mills** last Saturday at No. 18/22 Virginia Tech and responded with 143 yards (the most by a Georgia Tech running back this season) on 19 carries (7.5 avg.).

• Marshall's 143-yard effort (his highest output of the season and third-highest of his career) was highlighted by a 56-yard touchdown run that gave the Yellow Jackets a commanding 30-7 lead with 9:16 to go in the ballgame.

• Marshall's impressive performance at VT came on the heels of him missing the previous week's game at North Carolina due to an upper-body injury.

• He began hitting his stride before the injury, totaling 139 rushing yards on just 17 carries (8.2 avg.) in home wins over Georgia Southern (four rushes for 70 yards in a reserve role on Oct. 15) and Duke (13 rushes for 69 yards while starting for an injured Mills on Oct. 29).

• Marshall's 70-yard effort against Georgia Southern was highlighted by a then-season-long 50-yard rush late in the first quarter, which set up the Yellow Jackets' third touchdown of the opening period.

• Marshall's longest play of the season remains an 81-yard touchdown pass from **Justin Thomas** on the first play

OFFENSE

from scrimmage against Vanderbilt on Sept. 17. The 81-yard reception is the longest play from scrimmage of Marshall's career (prev.: 64-yard run vs. Alcorn State, Sept. 3, 2015) and nearly doubled the number of receiving yards that Marshall had totaled in 13 career games going in to the contest (42).

- For the season, Marshall ranks third on the team with 442 rushing yards (49.1 ypg), fifth with 81 receiving yards (9.0 ypg) and fourth with 523 all-purpose yards (58.1 ypg).

MARCUS MARSHALL - 2016 GAME-BY-GAME

	Rush	Yds.	TD	Rec.	Yds.	TD	Yds. from Scrimm.
Boston Coll.	9	31	0	0	0	0	31
Mercer*	10	51	1	0	0	0	51
Vanderbilt*	3	8	0	1	81	1	89
Clemson	5	20	0	1	0	0	20
Miami	4	34	0	0	0	0	34
Pitt	4	16	0	0	0	0	16
Ga. Southern	4	70	0	0	0	0	70
Duke*	13	69	0	0	0	0	69
N. Carolina	— DNP —						
Virginia Tech*	19	143	1	0	0	0	143
Totals	71	442	2	1	81	1	523

*starts

- Sophomore A-back **Clinton Lynch** leads the team in all-purpose yards (711) and receiving yards (389) and ranks fourth on the team in rushing (322 yards).

- Lynch's 711 all-purpose yards have come on just 42 touches this season (30 carries, 12 receptions), good for a spectacular 16.9 yards per touch. He is averaging 10.7 yards per rush and 32.4 yards per reception, both team highs (min. three rushes/receptions).

CLINTON LYNCH - 2016 GAME-BY-GAME

	Rush	Yds.	Avg.	Rec.	Yds.	Avg.	Touch
Boston Coll.	1	2	2.0	0	0	0.0	2.0
Mercer	5	37	7.4	0	0	0.0	7.4
Vanderbilt	3	77	25.7	2	87	43.5	32.8
Clemson	2	16	8.0	1	-3	-3.0	4.3
Miami	4	58	14.5	2	21	10.5	13.2
Pitt	4	64	16.0	1	29	29.0	18.6
Ga. Southern	0	0	0.0	2	81	40.5	40.5
Duke	5	15	3.0	3	91	30.3	13.3
N. Carolina	4	29	7.2	1	83	83.0	22.4
Virginia Tech	2	24	12.0	0	0	0.0	12.0
Totals	30	322	10.7	12	389	32.4	16.9

- Last Saturday at Virginia Tech, Lynch had a relatively pedestrian 24 rushing yards on two carries (which still averages out to 12.0 yards per touch).

- On Nov. 5 at North Carolina, Lynch hauled in an 83-yard touchdown reception from **Justin Thomas** in the first quarter, which was good for Georgia Tech's longest play from scrimmage since a 95-yard touchdown run by Orwin Smith vs. Kansas on Sept. 17, 2011.

- Lynch's 83-yard touchdown reception at UNC was the sixth-longest pass play in Georgia Tech history and the longest by a Yellow Jacket since Embry Peeples' 87-yard catch from Joshua Nesbitt at Vanderbilt on Oct. 31, 2009.

- Lynch had his best game as a receiver on Oct. 29 against Duke, when he had three receptions for 90 yards and two touchdowns. The 90 receiving yards were a career high for the sophomore (prev.: 87 vs. Vanderbilt on Sept. 17) while the three receptions and two touchdown catches were season highs and matched career highs.

- His two TD receptions against Duke included a 46-yard catch-and-run that gave Georgia Tech a 21-7 lead in the second quarter and a spectacular grab in traffic for a 21-yard touchdown with 5:38 to go in the ballgame that proved

to be the game-winning score in the Yellow Jackets' 38-35 victory.

- Lynch's best overall performance of the season came in an other-worldly 32.8 yards per touch over five touches — two receptions for 87 yards (43.5 avg.) and three rushes for 77 yards (25.7 avg.) — in the Yellow Jackets' 38-7 win over Vanderbilt on Sept. 17.

- Lynch's two receptions against Vanderbilt went for 10 and 77 yards while his three carries covered 19, 29 and 29 yards. His 87 receiving yards were then a career high (prev.: 69 at Virginia, Oct. 31, 2015) and his 77 rushing yards remain just one yard shy of his career high (78 vs. Georgia, Nov. 28, 2015).

- Lynch averaged 40.5 yards per touch against Georgia Southern on Oct. 15 with two catches for 81 yards. His two receptions against Georgia Southern covered 65 yards (TD) and 16 yards.

- True freshman B-back **Dedrick Mills** continues to rank among of the nation's leaders in rushing yards, rushing touchdowns and scoring among freshmen.

- Despite missing three of Georgia Tech's first 10 games this season (Sept. 10 vs. Mercer - suspended; Oct. 29 vs. Duke - injured; last Saturday vs. Virginia Tech - suspended), Mills leads the team with 578 rushing yards and 10 rushing touchdowns in seven games.

- Mills also leads the squad with 11 total touchdowns (10 rushing, one receiving).

- In his last game (Nov. 5 at North Carolina), Mills recorded the first 100-yard rushing game of his career with 132 yards on just 19 carries.

- Despite missing three games, Mills is still tied for second nationally among all freshmen with 10 rushing touchdowns.

2016 FBS RUSHING TOUCHDOWNS - FRESHMEN

	School	Rush	TD
1.	Jalen Hurts	Alabama	11
1.	Dedrick Mills	Georgia Tech	10
	Benny Snell	Kentucky	10
4.	Damarea Crockett	Missouri	9
5.	Daniel Jones	Duke	7
	Devin Singletary	Florida Atlantic	7

- Mills' 10 rushing touchdowns are tied for sixth overall in the ACC and 32nd among all players nationally.

- Due to the fact that he does not meet the minimum threshold of playing in 75 percent of his team's games, Mills no longer officially ranks among the nation's freshman leaders in rushing and scoring. However, if he did qualify, Mills would lead the ACC and rank fourth among all freshmen nationally with 82.6 rushing yards per game (leader: Texas A&M's Trayveon Williams - 87.6 ypg) and would lead the nation's freshmen in scoring with 9.4 points per game.

- Mills became the first true freshman to start a season opener for Georgia Tech since wide receiver Tyler Melton in 2008 when he started the Sept. 3 opener against Boston College.

- Mills did not disappoint in his debut, rushing for a team-best 68 yards on 18 carries and, most importantly, scoring the game-winning touchdown from four yards out with 35 seconds to go in the ballgame.

- After sitting out of the home opener versus Mercer, Mills returned to score on runs of 15, four and five yards against

Vanderbilt, becoming the first true freshman to score three touchdowns in a game in **Paul Johnson's** nine seasons as Georgia Tech's head coach.

- Prior to Mills' three-touchdown performance versus Vanderbilt, the last true freshman to score three touchdowns in a game for Georgia Tech was Johnathan Dwyer, who ran for three scores against Samford on Sept. 8, 2007 (Lynch scored three touchdowns — two receiving, one rushing — as a redshirt freshman on Oct. 31 of last season at Virginia).

- In recognition of his three-touchdown game versus Vanderbilt, Mills was named the ACC co-Rookie of the Week.

- Mills was a bright spot in the Yellow Jackets' loss to No. 5/3 Clemson on Sept. 22, rushing for a then-career-high 75 yards and his fifth touchdown of the season, a two-yarder that brought Georgia Tech within two scores early in the fourth quarter.

- Mills earned his second ACC Rookie of the Week award in three games when he received the honor for his performance against No. 14 Miami (Fla.) on Oct. 1.

- Mills earned his second ACC Rookie of the Week recognition on the strength of running for a then-career-high 99 yards on 19 carries (5.2 avg.), amassing 108 all-purpose yards and scoring three touchdowns (two rushing, one receiving) against the Hurricanes.

- Mills is the first Yellow Jacket to be named ACC Rookie of the Week multiple times since WR Calvin Johnson earned the accolades four times as a freshman in 2004.

DEDRICK MILLS - 2016 GAME-BY-GAME

	Rush	Yds.	TD	Rec.	Yds.	TD	Yds. from Scrimm.
Boston Coll.	18	68	1	0	0	0	68
Mercer	— DNP —						
Vanderbilt	14	58	3	1	4	0	62
Clemson	16	75	1	0	0	0	75
Miami	19	99	2	1	9	1	108
Pitt	15	57	0	0	0	0	57
Ga. Southern	13	89	2	0	0	0	89
Duke	— DNP —						
N. Carolina	19	132	1	0	0	0	132
Virginia Tech	— DNP —						
Totals	114	578	10	2	13	1	591

- Mills will serve the second game of a two-game suspension on Saturday versus Virginia.

- A-back **Qua Searcy** has been one of Georgia Tech's most valuable offensive players through the first 10 games of the season, with 166 rushing yards on 30 carries (5.9 avg.) and 108 yards on eight receptions (13.5 avg.).

- Searcy joins Lynch as the only Yellow Jackets with at least 100 rushing yards and 100 receiving yards this season.

- In the Sept. 3 season opener against Boston College, Searcy caught three passes for 60 yards, both career highs. In fact, coming into the season, the third-year sophomore owned just three receptions for 45 yards in his collegiate career.

- Searcy played an integral role in both of Georgia Tech's touchdown drives in the 17-14 win over BC. On the Yellow Jackets' first offensive series, he caught a 31-yard pass on third-and-12 that set up the Jackets' first score of the day. Trailing 14-10 and facing fourth-and-19 with less than three minutes remaining in the ballgame, Searcy hauled in a 22-yard reception to extend a drive that was capped by Mills' game-winning four-yard touchdown run with 35 seconds to go.

OFFENSE

• After his prolific performance as a receiver in the season opener, Searcy had an impressive showing as a runner against Mercer on Sept. 10, rushing for a career-best 91 yards on just seven carries (13.0 avg.) in the Yellow Jackets' 35-10 win. Going into the game, he had only 72 rushing yards in his career.

• Searcy's 91 rushing yards against Mercer were the most by a Georgia Tech A-back since Robert Godhigh ran for 126 yards in a 55-31 defeat at Clemson on Nov. 14, 2013.

• With fellow A-back **J.J. Green** out due to injury, Searcy got the ball eight times at North Carolina on Nov. 5 (seven rushes for 30 yards, one reception for six yards), which was tied for his heaviest workload of the season (Searcy also had seven carries and one reception on Sept. 10 against Mercer).

• Green, a transfer from Georgia that had to sit out last season due to NCAA transfer regulations, started the first eight games of the season and turned in the best two performances of his career in ACC games versus Miami (Oct. 1) and Pitt (Oct. 8).

• Green rushed for a career-high 40 yards on just five carries (8.0 avg.) against Miami and his former head coach Mark Richt, who he played under at Georgia in 2013 and 2014.

• On Oct. 8 at Pitt, Green scored his first two touchdowns as a Yellow Jacket on a 96-yard kickoff return in the second quarter and a 10-yard run in the fourth quarter.

• Green's 96-yard kickoff return at Pitt was Georgia Tech's first kick return for a touchdown since Jamal Golden's 100-yarder at North Carolina on Nov. 10, 2012 and was the eighth-longest kickoff return in school history.

• Green has missed the last two games (Nov. 5 at North Carolina, last Saturday at Virginia Tech) due to a lower-body injury sustained versus Duke on Oct. 29.

• In a testament to the Yellow Jackets' depth at the position, 11 different running backs have already toted the ball for Georgia Tech in 2016 (Mills, Lynch, Marshall, Searcy, Green, AB **Lynn Griffin**, AB **Isiah Willis**, AB **Austin McClellan**, BB **Marcus Allen**, AB **Nathan Cottrell** and BB **Quaide Weimerskirch**).

• Georgia Tech's depth at running back was especially apparent in the 38-7 win over Vanderbilt on Sept. 17, when eight different backs combined for 448 all-purpose yards and all five of the Yellow Jackets' touchdowns.

GEORGIA TECH RBs' YARDS vs. VANDERBILT

	Rush	Rec.	Ret.	All-Purp.
AB Clinton Lynch	77	87	0	167
BB Marcus Marshall	8	81	0	89
AB J.J. Green	23	0	50	73
BB Dedrick Mills	58	4	0	62
AB Qua Searcy	12	25	0	37
AB Isiah Willis	11	0	0	11
AB Austin McClellan	9	0	0	9
AB Lynn Griffin	3	0	0	3
Totals	201	197	50	448

• The injury bug bit Georgia Tech's corps of running backs hardest last season. In all, seven different RBs (four A-backs, three B-backs) missed games due to injury in 2015.

• The bright side to last year's injury epidemic in the backfield is the fact that Georgia Tech returned eight running backs that gained game experience a season ago (Marshall - 654 yards in 11 games; Lynch - 457 yds. in 12 gms.;

Willis - 169 yds. in 12 gms.; Allen - 166 yds. in 9 gms.; Griffin - 113 yds. in 12 gms.; Searcy - 76 yds. in 3 gms.; So **Mikell Lands-Davis*** - 40 yds. in 7 gms.; r-Jr. **Ryan Braswell** - 6 yds. in 2 gms.).

* *With the Yellow Jackets' new-found depth at running back, Lands-Davis was moved from A-back to wide receiver during the offseason.*

WIDE RECEIVER

• **Ricky Jeune**, a fourth-year junior that has started 22-straight games at wide receiver for the Yellow Jackets, leads Georgia Tech with 21 receptions and ranks second on the squad (and first among wideouts) with 350 receiving yards this season.

• Jeune has caught at least one pass in 9-of-10 games this season and has multiple receptions in 6-of-10 contests.

• Jeune has been held without a catch only twice in his 22 career starts — Nov. 21, 2015 at Miami (Fla.) and Sept. 17 vs. Vanderbilt.

• Jeune has been a big part of Georgia Tech's prolific offensive showings over the last five games versus Pittsburgh (Oct. 8), Georgia Southern (Oct. 15), Duke (Oct. 29), North Carolina (Nov. 5) and Virginia Tech (last Saturday). Over the last five contests, he has totaled 13 catches for 229 yards and a touchdown and rushed once for 40 yards.

• Last Saturday at Virginia Tech, Jeune picked up a crucial first down with a 24-yard reception on third-and-14 from the VT 48 early in the fourth quarter. The big catch led to a field goal that extended Georgia Tech's lead to 23-7 in an eventual 30-20 win over the 18th-ranked Hokies.

• On Nov. 5 at UNC, Jeune registered the first rush of his career when he hauled in a long lateral from quarterback **Justin Thomas** and took it 40 yards down the right sideline to set up a Georgia Tech field goal. He also caught a pass for 14 yards later in the game.

• Jeune made three catches for a season-high 85 yards against Duke on Oct. 29. His 85 receiving yards were the most by a Georgia Tech wideout this season.

• On Oct. 15 against Georgia Southern, Jeune caught a season-high four passes for 51 yards in the Yellow Jackets' 35-24 win.

• Jeune hauled in three passes for 55 yards and his first touchdown of the season at Pitt (Oct. 8).

• Jeune's 31-yard touchdown reception at Pitt was the first touchdown catch by a Georgia Tech wide receiver this season.

• Jeune's biggest catch of this season and perhaps his career came in the season opener versus Boston College when he made a 26-yard grab on third-and-10 that extended what proved to be the Yellow Jackets' game-winning touchdown drive late in the fourth quarter.

• Jeune is joined in the starting lineup by sophomore wideout **Brad Stewart**, who has 15 receptions for 285 yards this season.

• Stewart set a new career high with 70 receiving yards versus Duke on Oct. 29 (prev.: 46 at Pitt, Oct. 8). The career-best 70 yards came on a career-high-tying three receptions.

• Stewart's 50-yard reception on the opening series of the 38-35 win over Duke was the longest by a Georgia Tech wide receiver this season.

• Stewart also owns receptions of 40 (Oct. 15 vs. Georgia Southern) and 41 yards (Nov. 5 at North Carolina) over the past four ballgames.

• Stewart's 19.0 yards per reception leads Georgia Tech wide receivers and ranks second on the team overall behind A-back **Clinton Lynch's** 32.4 yards per catch (min. three receptions).

• On Nov. 3, Stewart was named to the College Sports Information Directors of America (CoSIDA) Academic All-District Team for District 4, which consists of all Division I programs in Alabama, Florida, Georgia and South Carolina. In addition to his exploits on the field, Stewart boasts a 3.58 cumulative grade point average in mechanical engineering.

• By virtue of being one of the two first-team Academic All-District wide receivers in District 4 (Miami's Braxton Berrios is the other), Stewart is on the ballot for Academic All-America honors, which will be announced in December.

• Between them, Jeune and Stewart have accounted for 67 of the 82 receptions, 1,248 of the 1,492 receiving yards and six of the eight touchdown catches amassed by Tech receivers since the beginning of last season.

OFFENSIVE LINE

• While injuries have taken their toll on Georgia Tech's offensive line over the course of the last two seasons, shuffling players in and out of the lineup due to various ailments has allowed the Yellow Jackets to build quality depth across the offensive front.

• In all, nine different Georgia Tech offensive linemen have starting experience, combining for a total of 92 starts and 192 career games.

GEORGIA TECH OFFENSIVE LINE START CHART

	Career Games	Career Starts	2016 Starts	Consec. Starts
C Freddie Burden	35	35	9	—
RG Shamire Devine	34	16	7	—
LG Will Bryan	20	14	8	3
RT Trey Klock	19	6	3	—
LT/RT Eason Fromayan	35	7	7	2
RT/LT Andrew Marshall	30	5	5	—
LG Parker Braun	9	5	5	5
LT Jahaziel Lee	7	3	3	1
C Kenny Cooper	3	1	1	1

• Despite the wealth of offensive-line experience on the roster, two true freshmen sit atop the depth chart at on the left side of the line. **Parker Braun** has started the last five games at left guard while **Jahaziel Lee** has made three of the last four starts at left tackle (Oct. 15 vs. GS, Oct. 29 vs. Duke, last Saturday at Virginia Tech).

• Braun was named the ACC Offensive Lineman of the Week after compiling 10 knockdowns and paving the way for Tech's 309 rushing yards in last Saturday's win at Virginia Tech.

• Bruan is the first Georgia Tech freshman to ever be named ACC Offensive Lineman of the Week.

• Burden was named the ACC Offensive Lineman of the Week after recording eight knockdowns and helping pave the way for Georgia Tech to rush for 289 yards and record a season-high 511 yards of total offense in a 38-7 win over Vanderbilt on Sept. 17.

• Burden missed last Saturday's game at Virginia Tech due to an upper-body injury, which snapped a string of 35-consecutive starts, which dated back to the beginning of the 2014 season.

DEFENSE

- Despite a grueling recent schedule that has seen Georgia Tech face five of the nation's top 45 scoring offenses over the past seven games, the Yellow Jackets continue to rank among the top 50 percent nationally in scoring defense (48th - 25.6 ppg) and total defense (64th - 408.6 ypg).
- The Jackets' defense turned in perhaps its finest performance of the season last Saturday at No. 18/22 Virginia Tech, when it limited the Hokies to 437 yards and 20 points.
- Georgia Tech shut out Virginia Tech in the first half and surrendered its first points of the game on a 26-yard drive after a Yellow Jackets fumble early in the third period.
- 182 of Virginia Tech's yards and 13 of its 20 points came on its final two possessions, after Georgia Tech had jumped out to a 30-7 lead.
- Making the showing at VT even more impressive is the fact that Georgia Tech had allowed 1,195 yards and 83 points over its previous two games (559 yards in a 38-35 win over Duke on Oct. 29 and 636 yards in a 48-20 loss at North Carolina on Nov. 5).
- North Carolina's 636 yards were the second-most allowed in Georgia Tech history (second only to Notre Dame's 667 on Nov. 5, 1977). The Tar Heels' 48 points were tied for the 12th-most allowed in GT's modern history.
- Prior to its struggles against Duke and UNC, Tech limited Georgia Southern to 167 rushing yards and 3.3 yards per rush on Oct. 15, nearly 120 yards and 1.5 yards per rush less than their season averages going into the game. GS entered the contest with the nation's sixth-ranked rushing offense at 286.6 yards per game.
- Georgia Tech limited each of their first three opponents of the season to 14 points or less (Boston College - 14, Mercer - 10, Vanderbilt - 7). The last time Tech accomplished that feat came in 2001, when it surrendered seven points to Syracuse, seven points to The Citadel and seven points to Navy over the first three contests of the season.
- In its 38-7 win over Vanderbilt on Sept. 17, Georgia Tech allowed its fewest points in a game since its 69-6 win over Alcorn State in the 2015 season opener.
- Vanderbilt's seven points were the fewest surrendered by the Yellow Jackets to a Power Five conference opponent since a 28-6 win over Clemson on Nov. 15, 2014.
- Boston College's 14 points in Georgia Tech's season-opening 17-14 victory in Dublin, Ireland are the fewest that the Yellow Jackets have allowed in an ACC game since the 28-6 win over Clemson in 2014.
- Georgia Tech did not allow more than 320 yards in any of its first three games this season. The last time that the Yellow Jackets surrendered 320 yards or less during any three-game stretch came in 2013, when they limited the first four opponents of the season to less than 320 yards — Elon (253), Duke (254), North Carolina (319) and Virginia Tech (276).
- When the Yellow Jackets struggle defensively, it has been in two specific areas — takeaways and third-down defense.
- Georgia Tech ranks 87th out of 128 NCAA Division I FBS teams this season with 13 takeaways (six interceptions, seven fumble recoveries).
- However, the Jackets have made significant strides in the takeaway department over the last two games. Georgia Tech

had a season-best four takeaways in last Saturday's win at Virginia Tech, which came just two games after it matched its previous season high by forcing three turnovers against Duke on Oct. 29.

- In all, 10 of the Yellow Jackets' 13 takeaways this season have come in three ACC games — four vs. VT, three vs. Duke and three in the season opener vs. Boston College.
- Georgia Tech converted Virginia Tech's turnovers into 17 points last Saturday. Prior to the game, the Yellow Jackets had scored just 14 points off of opponents' turnovers all season.
- Despite the recent turnaround in terms of takeaways, the Yellow Jackets' defense still has not been nearly as opportunistic over the last two seasons as it was in 2014. Georgia Tech forced 29 turnovers in 14 games in 2014 but have recorded just 30 takeaways in 22 games since the beginning of the 2015 campaign.
- An opportunistic defense and special teams have been staples of the Johnson era at Georgia Tech. Johnson's teams have scored 28 touchdowns on defense or special teams in his nine seasons at the helm, including three last season.
- Georgia Tech ranks 126th in FBS in third-down defense with opponents converting third downs at a 51-percent clip (72-of-141).
- Another key to last week's success at Virginia Tech was the Jackets' ability to get off the field on third down, as they limited the Hokies to converting just 6-of-14 third-down opportunities. VT's 28.6-percent third-down conversion rate was tied for the third-lowest allowed by Georgia Tech this season (Vanderbilt: 4-of-13 - .308; Miami: 1-of-7 - .143).
- Georgia Tech also put more pressure on the quarterback than it had all season last Saturday at Virginia Tech, notching a season-high five sacks. Prior to last week, the Yellow Jackets had recorded just eight sacks in nine games and had not had more than two in any game all season.

DEFENSIVE LINE

- Defensive line is easily the most experienced part of Georgia Tech's defense this season as Jr. DE **KeShun Freeman**, r-Sr. DT **Patrick Gamble**, r-Sr. **Francis Kallon**, r-Sr. DE **Rod Rook-Chungong** and So. **Kyle Cerge-Henderson** have combined to make 95 career starts (34 for Freeman, 24 for Gamble, 24 for Rook-Chungong, eight for Cerge-Henderson and five for Kallon).
- Georgia Tech altered its starting lineup across the defensive front for the first time this season on Oct. 1 against Miami (Fla.), when Cerge-Henderson made his first start of the season and the fourth of his career in place of Kallon at defensive tackle. Cerge-Henderson responded with nine tackles in five games as a starter before Kallon returned to the starting lineup last Saturday at Virginia Tech.
- Georgia Tech's defensive front easily turned in its best performance of the season last Saturday versus the 18th-ranked Hokies. Defensive linemen accounted for all of the Yellow Jackets' season-high five sacks (2.0 for **Anree Saint-Amour**, 1.5 for Gamble, 1.0 for Kallon and 0.5 for Freeman) and six of the team's seven tackles for loss (2.0 for Saint-Amour, 1.5 for Gamble, 1.0 for Kallon, 1.0 for Rook-Chungong and 0.5 for Freeman).
- Gamble leads Georgia Tech's defensive linemen with 32 total tackles this season, which includes a team-high 4.5 sacks and 6.5 tackles for loss.

• Despite not being in the starting lineup, reserve defensive end **Antonio Simmons**, a junior, ranks second on the team with five tackles for loss and leads the squad with 11 quarterback hurries.

• Like Simmons, Saint-Amour has proven to be a dominant force coming off the bench, as he ranks second on the team with four sacks and is tied for fourth on the squad with four tackles for loss despite limited playing time.

• On Sept. 15, Jr. DE **KeShun Freeman** received one of college football's highest honors when he was one of 25 football student-athletes across the nation named to the 2016 Allstate AFCA Good Works Team. For more information, see p. 19.

LINEBACKERS

• Senior outside linebacker **P.J. Davis** ranks fifth among all active ACC players and is 22nd among active NCAA Division I FBS players with 281 career tackles.

ACC ACTIVE TACKLES LEADERS

		School	Tackles
1.	Quin Blanding	Virginia	338
2.	DeVon Edwards	Duke	327
3.	Ryan Janvion	Wake Forest	324
4.	Keith Kelsey	Louisville	286
5.	P.J. Davis	Georgia Tech	281

- Davis led Georgia Tech in tackles each of the last two seasons (119 in 2014, 77 in 2015) and picked up right where he left off last year with a team-best 34 stops through the first five-plus games this season.
- However, Davis has missed much of the better part of three contests due to a lower-body injury sustained early in the Yellow Jackets' loss at Pitt on Oct. 8 and, despite returning to the lineup on Nov. 5 at North Carolina, has fallen in to fourth on the team in tackles behind safety **Corey Griffin** (72), **A.J. Gray** (53) and **Brant Mitchell** (48).
- Mitchell, Georgia Tech's sophomore starting middle linebacker, set a new career high with 10 tackles in last Saturday's win at No. 18/22 Virginia Tech.
- Mitchell turned in one of the finest performances of his young career on Oct. 8 at Pittsburgh. In addition to his four tackles, Mitchell had a key pass breakup that forced a Pitt punt late in the second quarter and recovered a fumble in the fourth quarter that led to the Yellow Jackets scoring a go-ahead touchdown with less than six minutes to play.

DEFENSIVE BACKS

- While Georgia Tech's front seven is ultra-experienced with five returning starters, the secondary has four new starters in 2016.
- Georgia Tech's starting four in the secondary (r-Jr. SS **Corey Griffin**, So. FS **A.J. Gray**, Jr. CB **Lance Austin** and Jr. CB **Step Durham**) combined for just three career starts between them prior to this season (Griffin - 2, Durham - 1).
- Through ten games, Griffin leads the team with 72 tackles. His 58 solo stops are 15 more than any other Yellow Jacket has compiled this season.
- Griffin notched a career-high 12 tackles at North Carolina on Nov. 5.
- Griffin turned in the finest all-around performance of his career on Oct. 15 against Georgia Southern with a then-career-high 10 tackles, including three tackles for loss and a sack, which both remain career highs.



DEFENSE

• Prior to his career day against Georgia Southern, Griffin had not made a stop behind the line of scrimmage in his career.

• Griffin recorded a then-career-high nine stops against No. 5/3 Clemson on Sept. 22.

• Griffin had what was at the time a career day in the season opener against Boston College, matching a then-career high with six tackles (five solo) and recording the second interception of his career, which thwarted a BC scoring opportunity and set up Georgia Tech's first touchdown of the game.

• Gray also had a career day attacking Georgia Southern's option offense on Oct. 15, finishing with seven tackles and a career-high three tackles for loss from his free safety position.

• For the season, Gray ranks second on the team with 53 tackles, including 36 over the last five games alone (six at Pittsburgh, seven vs. Georgia Southern, nine vs. Duke, nine at North Carolina, five at Virginia Tech).

• **Lance Austin** recorded a career-high 10 tackles from his cornerback position on Oct. 8 at Pittsburgh.

• While Georgia Tech did not return any starters from last year's base secondary, Lance Austin's twin brother, junior **Lawrence Austin**, made six starts as Georgia Tech's nickel back in 2015 and has been in the starting lineup for each of the last seven games.

• Lawrence Austin turned in one of the finest performances by an ACC defender this season when he accounted for three of the Yellow Jackets' four takeaways with two interceptions and a forced fumble in last Saturday's 30-20 triumph over No. 18/22 Virginia Tech.

• With his two INTs last Saturday at VT, Lawrence Austin became the first Georgia Tech player with multiple interceptions in a game since Jemea Thomas had two in a 31-17 win at No. 6 Clemson on Oct. 29, 2011.

• In his first start of the year, Lawrence Austin registered a career-high 12 tackles (the most by a Yellow Jacket this season) against No. 5/3 Clemson on Sept. 22.

• On Sept. 17 versus Vanderbilt, reserve defensive back and redshirt freshman **Dorian Walker** recorded his first-career interception and returned it 64 yards to the Vanderbilt nine yard line. The 64-yard INT return is the 21st-longest in program history and the longest by a Yellow Jacket since Jamal Golden returned an interception 85 yards for a touchdown against Clemson on Nov. 15, 2014.

• Both of Georgia Tech's starting cornerbacks (Chris Milton and D.J. White) and both of the Yellow Jackets' starting safeties (Jamal Golden and Demond Smith) from a season ago graduated and three of the four spent training camp on NFL rosters (Golden* - New Orleans Saints; Milton* - Indianapolis Colts; White^ - Kansas City Chiefs). White remains a member of the Chiefs' regular-season roster while Milton earned a spot on the Colts' practice squad.

^ selected in sixth round of 2016 NFL Draft
* undrafted free agents

SPECIAL TEAMS

• Georgia Tech has blocked three field goals this season (**Rod Rook-Chungong** on Sept. 3 vs. Boston College, **Kyle Cerge-Henderson** on Sept. 10 vs. Mercer and recorded a team block on Nov. 12 at Virginia Tech).

• Georgia Tech's three blocked kicks are tied for 11th nationally this season. The Yellow Jackets are one of only 25 NCAA Division I FBS teams that has blocked at least three kicks in 2016.

• Georgia Tech's 17 blocked kicks since the beginning of the 2013 season are the fourth-most by an FBS team during that span.

MOST BLOCKED KICKS SINCE 2013 (FBS)

Temple	19
BYU	18
Oklahoma State	18
Georgia Tech	17
Air Force	15
Rutgers	15
Kansas State	14
Alabama	13
Indiana	13
Southern Miss.	13
Arkansas State	12
North Texas	12
Notre Dame	12
Southern California	12
Central Michigan	11
Colorado State	11
Mississippi State	11
SMU	11
Virginia Tech	11
Wake Forest	11

• The Yellow Jackets had the tables turned on them at North Carolina on Nov. 5 when the Tar Heels blocked a 32-yard field-goal attempt late in the first half. It was the first field-goal blocked by a Georgia Tech opponent since Pittsburgh accomplished the feat on Oct. 17, 2015.

• On Oct. 8 at Pitt, junior **J.J. Green** returned a kickoff 96 yards for a touchdown. It was Georgia Tech's first kickoff return for a touchdown since Jamal Golden's 100-yarder versus North Carolina on Nov. 10, 2012 and the eighth-longest kick return in program history.

LONGEST KICKOFF RETURNS IN GT HISTORY

Yds.	Name	Opponent	Date
1. 100 (t)	Drew Hill	at Georgia	Dec. 2, 1978
100 (t)	Dez White	at Maryland	Oct. 31, 1998
100 (t)	Jamal Golden	at UNC	Nov. 10, 2012
4. 99 (t)	Gary Lee	NC State	Oct. 11, 1986
5. 97 (t)	Eddie Lee Ivery	at N. Dame	Nov. 5, 1977
97 (t)	Drew Hill	at Auburn	Oct. 21, 1978
97 (t)	Jamal Golden	BYU	Oct. 27, 2012
8. 96 (t)	J.J. Green	at Pitt	Oct. 8, 2016
9. 95	Cory Collier	at Duke	Oct. 29, 1983
95 (t)	Gary Lee	Georgia	Nov. 30, 1985
95 (t)	Dez White	at Duke	Nov. 15, 1997

(t) denotes touchdown

• For the season, Georgia Tech ranks 13th nationally in punt returns (12.56 ypr).

• Through seven games, the Yellow Jackets also ranked among the nation's top 15 in kickoff returns but have slipped to 58th in the national rankings this week (21.14 ypr) after averaging just 13.7 yards per return over the last three contests.

• Georgia Tech owns one of college football's top special-teams weapons in senior place kicker **Harrison Butker**.

• Butker is already Tech's all-time leader with 197 PATs made.

• He also ranks among the program's all-time leaders in career scoring (third - 311 points), field goals made (fifth - 38) and field-goal percentage (fifth - .691).

• Butker needs only 12 points to become Georgia Tech's all-time scoring leader.

GT CAREER SCORING LEADERS

		Years at GT	Pts.
1.	Luke Manget	1999-02	322
2.	Travis Bell	2004-07	321
3.	Harrison Butker	2013-pres.	311
4.	Scott Sisson	1989-92	299
5.	Robert Lavette	1981-84	276

• Butker is 45-for-47 on place kicks this season (10-for-12 on field goals, 35-for-35 on extra points). He made his first 27 kicks of the year before missing a 32-yard field goal against Georgia Southern on Oct. 15.

• Butker matched a career high by making 3-of-3 field goals last Saturday at No. 18/22 Virginia Tech, marking the third time in his career that he booted three FG in a game and the first since he also went 3-for-3 in last season's "Miracle on Techwood Drive" win over No. 9 Florida State (Oct. 24).

• Butker has also been an incredible weapon for the Yellow Jackets on kickoffs this season, as 40 of his 53 traditional kickoffs have gone for touchbacks (a post-safety kick from GT's 20 yard line vs. Clemson and a pooch kick at the end of the first half at Pitt notwithstanding).

• Of Butker's 13 kickoffs that have been returned, only three have been brought out past the 25 yard line.

2016 HONORS AND AWARDS

Walter Camp National Offensive Player of the Week

r-Sr. QB Justin Thomas - Oct. 29 vs. Duke

Davey O'Brien Award "Great 8" List

r-Sr. QB Justin Thomas - Oct. 29 vs. Duke

Manning Award Stars of the Week

r-Sr. QB Justin Thomas - Oct. 29 vs. Duke

ACC Offensive Back of the Week

r-Sr. QB Justin Thomas - Oct. 29 vs. Duke

ACC Offensive Lineman of the Week

r-Sr. C Freddie Burden - Sept. 17 vs. Vanderbilt
Fr. LG Parker Braun - Nov. 12 at Virginia Tech

ACC Defensive Back of the Week

Jr. NIC Lawrence Austin - Nov. 12 at Virginia Tech

ACC Offensive co-Rookie of the Week

Fr. BB Dedrick Mills - Sept. 17 vs. Vanderbilt
Fr. BB Dedrick Mills - Oct. 1 vs. Miami (Fla.)

CoSIDA Academic All-District

So. WR Brad Stewart - first-team

2016 AWARD NOMINEES/WATCH LISTS

Maxwell Award Watch List (National Player of the Year)

r-Sr. QB Justin Thomas

Rimington Award Watch List (Nation's Top Center)

r-Sr. C Freddie Burden

Wuerffel Trophy Nominee (Community Service)

Jr. DE KeShun Freeman

HEAD COACH PAUL JOHNSON
JOHNSON BIO

Wife: Susan Daughter: Kaitlyn
 Born: August 20, 1957 Education: Western Carolina, B.S., '79; Appalachian State, M.S., '82

YEAR-BY-YEAR HEAD COACHING RECORD

1997	Georgia Southern . . .	10-3	.769	SoCon Champions
1998	Georgia Southern . . .	14-1	.933	SoCon Champions I-AA Runner-Up
1999	Georgia Southern . . .	13-2	.867	SoCon Champions I-AA National Champions
2000	Georgia Southern . . .	13-2	.867	SoCon Champions I-AA National Champions
2001	Georgia Southern . . .	12-2	.857	SoCon Champions

GEORGIA SOUTHERN TOTALS (FIVE SEASONS) -- 62-10 (.861)

2002	Navy	2-10	.167	
2003	Navy	8-5	.615	EV1.net Houston Bowl
2004	Navy	10-2	.833	Emerald Bowl Champions
2005	Navy	8-4	.667	Poinsettia Bowl Champions
2006	Navy	9-4	.692	Meineke Car Care Bowl
2007	Navy	8-4	.667	Poinsettia Bowl

NAVY TOTALS (SIX SEASONS) -- 45-29 (.608)

2008	Georgia Tech	9-4	.692	Chick-fil-A Bowl
2009	Georgia Tech	*10-3	.786	ACC Championship Game FedEx Orange Bowl
2010	Georgia Tech	6-7	.461	Advocare Independence Bowl
2011	Georgia Tech	8-5	.615	Hyundai Sun Bowl
2012	Georgia Tech	7-7	.500	ACC Championship Game Hyundai Sun Bowl Champions
2013	Georgia Tech	7-6	.538	Franklin American Mortgage Music City Bowl
2014	Georgia Tech	11-3	.786	ACC Championship Game Capital One Orange Bowl Champions
2015	Georgia Tech	3-9	.250	
2016	Georgia Tech	6-4	.600	

GEORGIA TECH TOTALS (NINTH SEASON) -- *67-48 (.583)
CAREER TOTALS (20TH SEASON) -- *174-87 (.667)

* 2009 ACC Championship later vacated due to NCAA sanctions. Georgia Tech's on-field record in 2009 was 11-3.

JOHNSON'S ACCOMPLISHMENTS AT GEORGIA TECH

- Three-time ACC Coach of the Year (2008, 2009, 2014)
- 2008 National Coach of the Year (CBS Sports)
- Has led Georgia Tech to three ACC Championship Games in his eight seasons.
- Georgia Tech has finished first or second in the ACC Coastal Division six times in Johnson's eight seasons at the helm.
- Has averaged 7.6 wins per season with two of the nine 10-win seasons and one of the five 11-win seasons in school history.
- Is 8-2 at home against nationally ranked teams and 3-1 at home against top 10 opponents.
- Is 15-9 in games decided by five points or less.
- Tech has scored more than 30 points in a game 53 times under Johnson and is 44-9 in those contests.
- Has directed seven of the top 10 seasons for total offense and rushing offense in school history.
- Yellow Jackets have led the ACC and ranked among the top eight nationally in rushing each of his eight seasons at Georgia Tech. Tech led the nation in rushing in 2010 (323.3 ypg) and 2014 (342.1 ypg*) and ranked second nationally in 2011 (316.5 ypg).
- Has coached four players that have rushed for 1,000 yards in a season a total of five times during his eight-year tenure: Jonathan Dwyer (2008), Dwyer and Joshua Nesbitt (2009), Anthony Allen (2010) and Justin Thomas (2014).
- Has coached 15 first-team all-ACC honorees.
- Has coached three first-team All-Americans: Michael Johnson (2008), Derrick Morgan (2009) and Shaquille Mason (2014).
- Has coached an ACC Offensive Player of the Year (Dwyer in 2008) and an ACC Defensive Player of the Year (Morgan in 2009).

CAREER VICTORIES — ACTIVE FBS COACHES

1.	Brian Kelly	Notre Dame	230
2.	Nick Saban	Alabama	201
3.	Bill Snyder	Kansas State	198
4.	Bob Stoops	Oklahoma	187
5.	Paul Johnson	Georgia Tech	174

RECORD BREAKDOWN

Current Streak	Won 1
Current Home Streak	Won 2
Current Road Streak	Won 1
Current Neutral Streak	Won 1
Last Win	30-20 at No. 18/22 Virginia Tech (11/12/16)
Last Home Win	38-35 vs. Duke (10/29/16)
Last Home Loss	35-21 vs. No. 14/14 Miami (Fla.) (10/1/16)
Last Win Away From Home	30-20 at No. 18/22 Virginia Tech (11/12/16)
Last True Road Win	30-20 at No. 18/22 Virginia Tech (11/12/16)
Last Road Loss	48-20 at No. 18/17 North Carolina (11/05/16)

2016 JOHNSON ERA*

Overall	6-4	67-48
Playing at home	4-2	41-18
Playing on the road	1-2	23-23
Playing at a neutral site	1-0	3-7
In bowl games	0-0	2-5
In overtime	0-0	2-4
More than 7 days to prepare	1-0	16-12

In August	0-0	3-0
In September	3-1	23-11
In October	2-2	22-16
In November	1-1	17-14
In December	0-0	2-6
In January	0-0	0-1

Outrushing opponent	5-3	65-35
When rushing for 300 yards	3-1	47-13
When rushing for 400 yards	0-0	16-1
When rushing for 500 yards	0-0	1-0
When rushing for 600 yards	0-0	1-0
Outrushed by opponent	1-1	2-12
When allowing 300 yards rushing	0-0	0-1
Rushing yards the same	0-0	0-1
Outpassing opponent	2-0	13-5
When passing for 300 yards	0-0	1-0
Outpassed by opponent	4-4	54-43
When allowing 300 yards passing	2-2	10-11
When allowing 400 yards passing	0-0	2-1

More total offense than opponent	4-1	56-15
When having 400+ total offense	3-1	49-20
When having 500+ total offense	2-1	25-3
When having 600+ total offense	1-0	5-1
Less total offense than opponent	2-3	11-33
When allowing 400+ total offense	2-3	13-28
When allowing 500+ total offense	1-1	5-10

Committing fewer turnovers	3-1	36-10
Committing more turnovers	1-2	13-28
Turnovers are even	2-1	18-10

< 30:00 of time of possession	2-2	20-23
> 30:00 of time of possession	4-2	47-25

Scoring first	5-0	49-15
Opponent scores first	1-4	18-33

Leading after the 1st quarter	5-0	45-11
Trailing after the 1st quarter	0-4	9-30
Tied after the 1st quarter	1-0	13-7
Leading at halftime	6-0	53-8
Trailing at halftime	0-4	10-35
Tied at halftime	0-0	5-5
Leading after the 3rd quarter	5-0	58-7
Trailing after the 3rd quarter	0-4	5-40
Tied after the 3rd quarter	1-0	4-1

Scoring 0-10 points	0-1	1-9
Scoring 11-20 points	1-1	2-13
Scoring 21-30 points	1-1	19-17
Scoring 31-40 points	4-1	19-8
Scoring 41-plus points	0-0	26-1

Opponent scores 0-10 points	2-0	19-0
Opponent scores 11-20 points	2-0	19-5
Opponent scores 21-30 points	1-1	20-16
Opponent scores 31-40 points	1-2	6-14
Opponent scores 41-plus points	0-1	3-13

With an individual 100-yard rusher	2-1	41-15
With two 100-yard rushers	1-0	11-1

* does not include vacated win (2009 ACC Championship Game)

GEORGIA TECH COACHES ON GAMEDAY
ON THE FIELD

Head Coach:
 Paul Johnson — Ninth season (Western Carolina, 1979)
Safeties/Recruiting Coordinator:
 Andy McCollum — Seventh season (Austin Peay State, 1981)
Defensive Line:
 Mike Pelton — Fourth season (Auburn, 1999)
Cornerbacks:
 Joe Speed — Seventh season (U.S. Naval Academy, 1996)
A-Backs/Special Teams:
 Lamar Owens — Ninth season (Maryland, 2008)
Co-Offensive Line:
 Ron West — First season (Clemson, 1979)

IN THE BOOTH

Defensive Coordinator/Linebackers:
 Ted Roof — Fourth season (Georgia Tech, 1986)
Quarterbacks/B-Backs:
 Bryan Cook — Fourth season (Ithaca, 1998)
Wide Receivers:
 Al "Buzz" Preston — Ninth season (Hawai'i, 1982)
Offensive Line:
 Mike Sewak — Ninth season (Virginia, 1981)

DEPTH CHART (GAME 11 vs. VIRGINIA)

OFFENSE (SPREAD OPTION)

QB	5	JUSTIN THOMAS	5-11	185	r-Sr.
	11	Matthew Jordan	6-2	208	r-So.
BB	34	MARCUS MARSHALL	5-10	212	So.
	24	Marcus Allen	6-2	222	r-Sr.
AB	1	QUA SEARCY	5-11	174	r-So.
or	22	CLINTON LYNCH	6-0	187	r-So.
AB	28	J.J. GREEN	5-9	188	r-Jr.
	3	Isiah Willis	5-9	195	r-Sr.
WR	83	BRAD STEWART	6-1	197	So.
	88	Harland Howell	6-3	218	r-Fr.
WR	2	RICKY JEUNE	6-3	212	r-Jr.
	37	Mikell Lands-Davis	5-11	208	So.
LT	53	JAHAZIEL LEE	6-2	267	Fr.
	67	Jake Stickler	6-5	291	r-So.
LG	75	PARKER BRAUN	6-3	280	Fr.
	60	Brad Morgan	6-4	282	r-Fr.
C	58	FREDDIE BURDEN	6-4	299	r-Sr.
	55	Kenny Cooper	6-3	307	Fr.
RG	70	WILL BRYAN	6-4	281	So.
	71	Shamire Devine	6-7	370	r-Jr.
RT	50	ANDREW MARSHALL	6-4	282	Jr.
	79	Eason Fromayan	6-4	285	r-Jr.

SPECIALISTS

K	87	HARRISON BUTKER	6-3	210	Sr.
	80	Shawn Davis	6-2	205	r-Fr.
P	85	RYAN RODWELL	6-2	207	r-Sr.
	82	Grant Aasen	6-2	207	Jr.
LS	61	CASEY WILSON	6-2	207	r-So.
	56	Lucas Patelles	5-8	211	Fr.
H	85	RYAN RODWELL	6-2	207	r-Sr.
KR	28	J.J. GREEN	5-9	188	r-Jr.
	31	Nathan Cottrell	5-11	193	r-Fr.
PR	83	BRAD STEWART	6-1	197	So.
	1	Qua Searcy	5-11	174	r-So.

DEFENSE (MULTIPLE)

DE	42	KeSHUN FREEMAN	6-2	250	Jr.
	94	Anree Saint-Amour	6-3	247	So.
DT	92	FRANCIS KALLON	6-5	294	r-Sr.
or	54	KYLE CERGE-HENDERSON	6-1	295	So.
DT	91	PATRICK GAMBLE	6-5	277	r-Sr.
	97	Brentavious Glanton	6-3	276	r-Fr.
DE	41	ROD ROOK-CHUNGONG	6-3	245	r-Sr.
	93	Antonio Simmons	6-3	235	Jr.
OLB	32	DAVID CURRY	6-2	217	r-Fr.
or	52	TERRELL LEWIS	6-2	217	Jr.
MLB	51	BRANT MITCHELL	6-2	236	So.
	48	Chase Alford	6-1	222	Sr.
OLB	40	P.J. DAVIS	5-11	231	Sr.
	9	Victor Alexander	5-10	235	So.
SS	14	COREY GRIFFIN	6-2	195	r-Jr.
	20	Lawrence Austin	5-9	185	Jr.
FS	15	A.J. GRAY	6-1	215	So.
	44	Shaun Kagawa	5-11	193	Jr.
CB	17	LANCE AUSTIN	5-10	183	Jr.
	4	Dorian Walker	6-0	187	r-Fr.
CB	8	STEP DURHAM	5-11	194	Jr.
	6	Lamont Simmons	6-2	202	r-So.

PRONUNCIATION GUIDE

Players	
1	QUA SEARCY "qway" sir-cee
2	Ricky JEUNE "June"
16	TaQUON Marshall tay-quon
21	Quaide WEIMERSKIRCH wy-mer-skirch
26	DEDRICK Mills dee-drick
30	KIRVONTE Benson curr-von-tay
31	Nathan COTTRELL cot-rell
38	AJANI Kerr uh-john-ee
41	Rod Rook-CHUNGONG chun-gon
42	KeSHUN Freeman ke-shun (not "shawn")
44	Shaun KAGAWA ka-gow-ah
45	MEIKO Dotson mee-coh
48	Chase ALFORD all-ford
53	JAHAZIEL Lee juh-hay-zell
79	Eason FROMAYAN fro-may-in
82	Grant AASEN ay-sin
86	JAIR Hawkins-Anderson jah-ear
92	Francis KALLON cal-uhn
94	ANREE Saint-Amour ahn-ree
97	BRENTAVIOUS Glanton brent-tay-vee-us
Coaches	
	Mike SEWAK see-wahk

2016 ROSTER

ALPHABETICAL			NUMERICAL						
NO	NAME	POS	NO	NAME	POS	HT	WT	CL.	HOMETOWN / HIGH SCHOOL (PREVIOUS SCHOOL)
82	Aasen, Grant	P	1	Qua Searcy	AB	5-11	174	RS SO	Barnesville, Ga./Lamar County
90	Adams, Brandon	DT	2	Ricky Jeune	WR	6-3	212	RS JR	Spring Valley, N.Y./Saint Joseph Regional (N.J.)
9	Alexander, Victor	LB	3	Isiah Willis	AB	5-9	195	RS SR	Marietta, Ga./Lassiter
48	Alford, Chase	LB	4	Brady Swilling	QB	6-2	222	RS JR	Chatsworth, Ga./North Murray
24	Allen, Marcus	BB	4	Dorian Walker	DB	6-0	187	RS FR	Kennesaw, Ga./Mt. Paran Christian School
57	Anderson, Niko	OL	5	Justin Thomas	QB	5-11	185	RS SR	Prattville, Ala./Prattville
17	Austin, Lance	DB	6	Lamont Simmons	DB	6-2	202	RS SO	Jacksonville, Fla./Raines (USC)
20	Austin, Lawrence	DB	8	Step Durham	DB	5-11	194	JR	Jacksonville, Fla./Atlantic Coast
89	Barton, Bennett	WR	9	Victor Alexander	LB	5-10	235	SO	Jacksonville, Fla./Trinity Christian School
76	Beard, Davis	OL	9	Jackie Harris	AB	5-8	184	FR	Kennesaw, Ga./Lovett
30	Benson, KirVonte	BB	10	Christian Campbell	DB	6-2	205	RS FR	Ponchatoula, La./Ponchatoula
99	Branch, Desmond	DL	11	Matthew Jordan	QB	6-2	208	RS SO	Jackson, Ala./Jackson
49	Brashear, Jakob	LB	12	Chase Martenson	QB	6-2	215	RS SO	Dunwoody, Ga./Marist
47	Braswell, Ryan	BB	13	Jay Jones	QB	6-0	175	FR	McCalla, Ala./McAdory
75	Braun, Parker	OL	14	Corey Griffin	DB	6-2	195	RS JR	Tyrone, Ga./Sandy Creek
33	Bridges, Emanuel	LB	14	Mark Rew	QB	6-1	186	FR	Columbia, S.C./Ben Lippen
70	Bryan, Will	OL	15	A.J. Gray	DB	6-1	215	SO	Sandersville, Ga./Washington County
58	Burden, Freddie	OL	16	TaQuon Marshall	QB	5-10	185	SO	Hamilton, Ga./Harris County
85	Bussoletti, Alan	WR	17	Lance Austin	DB	5-10	183	JR	Barnesville, Ga./Lamar County
87	Butker, Harrison	K	18	Lucas Johnson	QB	6-3	200	FR	San Diego, Calif./Mount Carmel
56	Cain, Austin	LB	18	Zach Matthews	LB	6-2	187	RS SO	Suwanee, Ga./Lambert
80	Camp, Jalen	WR	20	Lawrence Austin	DB	5-9	185	JR	Barnesville, Ga./Lamar County
10	Campbell, Christian	DB	21	Quaide Weimerskirch	BB	6-0	217	RS FR	Pace, Fla./Pace
54	Cerge-Henderson, Kyle	DL	22	Melvin Davis	DB	6-0	195	RS SO	Madison, Ga./Morgan County
35	Cole, Jarett	DB	22	Clinton Lynch	AB	6-0	187	RS SO	Norcross, Ga./Norcross
43	Cooksey, Tyler	LB	23	Jalen Johnson	DB	6-3	210	RS SO	Oneonta, Ala./Oneonta
55	Cooper, Kenny	OL	24	Marcus Allen	BB	6-2	222	RS SR	Hilliard, Fla./Hilliard Middle-Senior
31	Cottrell, Nathan	AB	24	Bryce Vickers	DB	6-0	192	FR	Nashville, Tenn./Father Ryan
32	Curry, David	LB	25	Tre' Jackson	LB	5-10	222	RS SO	Valdosta, Ga./Lowndes
53	Dandaneau, Chris	LB	26	Dedrick Mills	BB	5-10	217	FR	Waycross, Ga./Ware County
22	Davis, Melvin	DB	28	J.J. Green	AB	5-9	188	RS JR	Kingsland, Ga./Camden County (Georgia)
40	Davis, P.J.	LB	29	Austin McClellan	AB	5-9	186	RS SR	Wildwood, Fla./Trinity Catholic
80	Davis, Shawn	K	29	Josh Selembo	DB	6-3	183	RS SO	Roswell, Ga./Roswell
71	Devine, Shamire	OL	30	KirVonte Benson	BB	5-9	206	RS FR	Marietta, Ga./Marietta
84	Dolphus, Stephen	WR	31	Nathan Cottrell	AB	5-11	193	RS FR	Knoxville, Tenn./Knoxville West
45	Dotson, Meiko	DB	32	David Curry	LB	6-2	217	RS FR	Buford, Ga./Buford
8	Durham, Step	DB	32	Chris Turner	AB	6-0	200	RS FR	Milton, Ga./Milton
42	Freeman, KeShun	DE	33	Emanuel Bridges	LB	6-2	222	FR	Newnan, Ga./Newnan
79	Fromayan, Eason	OL	34	Marcus Marshall	BB	5-10	212	SO	Raleigh, N.C./Millbrook
91	Gamble, Patrick	DL	35	Jarett Cole	DB	5-10	192	FR	Norcross, Ga./Norcross
46	Gantt, Xavier	AB	36	Omahri Jarrett	AB	5-10	174	RS FR	Douglasville, Ga./New Manchester
97	Glanton, Brentavious	DL	37	Mikell Lands-Davis	WR	5-11	208	SO	Douglasville, Ga./Alexander
15	Gray, A.J.	DB	38	Ajani Kerr	DB	6-0	181	FR	Powder Springs, Ga./McEachern
28	Green, J.J.	AB	39	Jordan Woods	DL	6-4	262	FR	Citra, Fla./North Marion
14	Griffin, Corey	DB	40	P.J. Davis	LB	5-11	231	SR	Cairo, Ga./Cairo
9	Harris, Jackie	AB	41	Rod Rook-Chungong	DE	6-3	245	RS SR	Silver Spring, Md./Good Counsel
86	Hawkins-Anderson, Jair	WR	42	KeShun Freeman	DE	6-2	250	JR	LaGrange, Ga./Callaway
88	Howell, Harland	WR	43	Tyler Cooksey	LB	6-2	224	RS FR	Suwanee, Ga./Greater Atlanta Christian School
66	Hunt, Cheyenne	OL	44	Shaun Kagawa	DB	5-11	193	JR	Hilo, Hawaii/Kamehameha
62	Ivemeyer, Bailey	OL	45	Meiko Dotson	DB	5-10	180	RS FR	Daytona Beach, Fla./Mainland
25	Jackson, Tre'	LB	46	Xavier Gantt	AB	5-8	164	FR	Buford, Ga./Buford
36	Jarrett, Omahri	AB	47	Ryan Braswell	BB	5-11	210	RS JR	Atlanta, Ga./St. Pius X Catholic
2	Jeune, Ricky	WR	47	Shea Underwood	K	5-10	157	FR	Young Harris, Ga./Towns County
23	Johnson, Jalen	DB	48	Chase Alford	LB	6-1	222	SR	Conyers, Ga./Heritage
18	Johnson, Lucas	QB	49	Jakob Brashear	LB	6-0	221	FR	Dacula, Ga./Dacula
13	Jones, Jay	QB	50	Joseph Macrina	LB	6-0	236	FR	Suwanee, Ga./Northview
11	Jordan, Matthew	QB	50	Andrew Marshall	OL	6-4	282	JR	Cumming, Ga./West Forsyth
44	Kagawa, Shaun	DB	51	Brant Mitchell	LB	6-2	236	SO	Knoxville, Tenn./Webb School
92	Kallon, Francis	DL	52	Terrell Lewis	LB	6-2	217	JR	Ocoee, Fla./Ocoee
38	Kerr, Ajani	DB	53	Chris Dandaneau	LB	6-3	210	RS FR	Jesup, Ga./Wayne County
65	Klock, Trey	OL	53	Jahaziel Lee	OL	6-2	267	FR	Ponchatoula, La./Ponchatoula
63	Lagod, Chet	OL	54	Kyle Cerge-Henderson	DL	6-1	295	SO	Tampa, Fla./Plant
37	Lands-Davis, Mikell	WR	55	Kenny Cooper	OL	6-3	307	FR	Calhoun, Ga./Sonorville
53	Lee, Jahaziel	OL	56	Austin Cain	LB	6-0	224	RS FR	Albany, Ga./Deerfield-Windsor
52	Lewis, Terrell	DL							

2016 ROSTER

NO.	NAME	POS.	HT.	WT.	CL.	HOMETOWN / HIGH SCHOOL (PREVIOUS SCHOOL)
56	Lucas Patelles	LS	5-8	211	FR	Fayetteville, Ga./Starr's Mill
57	Niko Anderson	OL	6-3	283	RS JR	Macon, Ga./Mount De Sales Academy
58	Freddie Burden	OL	6-4	299	RS SR	Statesboro, Ga./Statesboro
59	Scott Morgan	OL	6-4	283	RS FR	Woodstock, Ga./Etowah
60	Brad Morgan	OL	6-4	282	RS FR	Woodstock, Ga./Etowah
61	Casey Wilson	LS	6-2	215	RS SO	Tucker, Ga./Saint Pius X
62	Bailey Iverneyer	OL	6-1	270	RS FR	Snellville, Ga./Brookwood
63	Chet Lagod	OL	6-0	259	FR	Marietta, Ga./Marist
65	Trey Klock	OL	6-4	285	RS SO	Hummelstown, Pa./Lower Dauphin
66	Cheyenne Hunt	OL	6-0	250	RS SO	Springfield, Ga./Effingham County
66	Mitchell Williams	DL	6-2	220	RS JR	Alpharetta, Ga./Milton
67	Jake Stickler	OL	6-5	291	RS SO	Bradenton, Fla./Manatee
68	Michael Muns	OL	6-4	278	RS SR	Swainsboro, Ga./Swainsboro
69	Trey Smith	OL	6-4	270	RS SO	Marietta, Ga./Hillgrove
69	Nick Williams	DL	6-2	270	RS FR	Johns Creek, Ga./Chattahoochee
70	Will Bryan	OL	6-4	281	SO	Lavonia, Ga./Franklin County
71	Shamire Devine	OL	6-7	370	RS JR	Atlanta, Ga./Tri-Cities
73	Tyler Vernon	DE	6-3	231	FR	Hoschton, Ga./Mill Creek
74	Josh White	DE	6-4	225	FR	Marietta, Ga./Walton
75	Parker Braun	OL	6-3	280	FR	Hallsview, Texas/Hallsville
76	Davis Beard	OL	6-4	267	RS SO	Louisville, Ky./Seven Lakes
77	Matt Pruitt	OL	6-3	291	RS FR	Gainesville, Ga./Chestatee
79	Eason Fromayan	OL	6-4	285	RS JR	Alpharetta, Ga./Milton (TCU)
80	Jalen Camp	WR	6-2	213	FR	Cumming, Ga./South Forsyth
80	Shawn Davis	K	6-2	205	RS FR	McDonough, Ga./Union Grove
81	Antonio Messick	WR	6-3	200	RS JR	Fayetteville, Ga./Fayette County
82	Grant Aasen	P	6-2	207	JR	Fayetteville, Ga./Starr's Mill
82	Christian Philpott	WR	6-3	220	RS FR	Tallahassee, Fla./North Florida Christian
83	Brad Stewart	WR	6-1	197	SO	Savannah, Ga./Benedictine Military School
84	Stephen Dolphus	WR	6-5	197	FR	Macon, Ga./Westside
85	Alan Bussoletti	WR	6-4	197	FR	Buford, Ga./Buford
85	Ryan Rodwell	P	6-2	207	RS SR	Deland, Fla./Deland
86	Jair Hawkins-Anderson	WR	6-1	186	FR	Suwanee, Ga./Northview
87	Harrison Butker	K	6-3	210	SR	Decatur, Ga./Westminster
87	Quentin Spear	WR	6-3	191	FR	Atlanta, Ga./Kipp Atlanta Collegiate
88	Harland Howell	WR	6-3	218	RS FR	Marietta, Ga./Wheeler
89	Bennett Barton	WR	6-1	199	RS JR	Roswell, Ga./Roswell
90	Brandon Adams	DT	6-2	349	FR	Brentwood, Tenn./Brentwood Academy
91	Patrick Gamble	DL	6-5	277	RS SR	Carrollton, Ga./Central Carroll
92	Francis Kallon	DL	6-5	294	RS SR	Lawrenceville, Ga./Central Gwinnett
93	Antonio Simmons	DL	6-3	235	JR	Jacksonville, Fla./University Christian School
94	Anree Saint-Amour	DL	6-3	247	SO	Suwanee, Ga./North Gwinnett
95	Tyler Merriweather	DE	6-3	235	RS SO	Demopolis, Ala./Demopolis
96	Chris Martin	DL	6-1	271	FR	Loganville, Ga./Grayson
97	Brentavious Glanton	DL	6-3	276	RS FR	Albany, Ga./Monroe Comprehensive
98	Trent Sellers	DL	6-4	254	RS FR	Tyrone, Ga./Sandy Creek
99	Desmond Branch	DL	6-3	270	RS SO	Rio Rancho, N.M./Cleveland (Trinity Valley Community College)

ALPHABETICAL		
NO	NAME	POS
22	Lynch, Clinton	AB
50	Macrina, Joseph	LB
50	Marshall, Andrew	OL
34	Marshall, Marcus	BB
16	Marshall, TaQuon	QB
12	Martenson, Chase	QB
96	Martin, Chris	DL
18	Matthews, Zach	LB
29	McClellan, Austin	AB
95	Merriweather, Tyler	DE
81	Messick, Antonio	WR
26	Mills, Dedrick	BB
51	Mitchell, Brant	LB
60	Morgan, Brad	OL
59	Morgan, Scott	OL
68	Muns, Michael	OL
56	Patelles, Lucas	LS
82	Philpott, Christian	WR
77	Pruitt, Matt	OL
14	Rew, Mark	QB
85	Rodwell, Ryan	P
41	Rook-Chungong, Rod	DE
94	Saint-Amour, Anree	DL
1	Searcy, Qua	AB
29	Selembo, Josh	DB
98	Sellers, Trent	DL
93	Simmons, Antonio	DL
6	Simmons, Lamont	DB
69	Smith, Trey	OL
87	Spear, Quentin	WR
83	Stewart, Brad	WR
67	Stickler, Jake	OL
4	Swilling, Brady	BB
5	Thomas, Justin	QB
32	Turner, Chris	AB
47	Underwood, Shea	K
73	Vernon, Tyler	DE
24	Vickers, Bryce	DB
4	Walker, Dorian	DB
21	Weimerskirch, Quaide	BB
74	White, Josh	DE
66	Williams, Mitchell	DL
69	Williams, Nick	DL
3	Willis, Isiah	AB
61	Wilson, Casey	LS
78	Woods, Jordan	DL

GEORGIA TECH COACHING & SUPPORT STAFF

Head Coach: Paul Johnson (Western Carolina, 1979), Ninth season at Tech

Quarterbacks / B-Backs Coach: Bryan Cook

Safeties / Recruiting Coordinator: Andy McCollum

A-Backs / Special Teams Coordinator: Lamar Owens

Defensive Line: Mike Pelton

Wide Receivers: Al "Buzz" Preston

Defensive Coordinator / Linebackers: Ted Roof

Offensive Line: Mike Sewak

Cornerbacks: Joe Speed

Co-Offensive Line Coach: Ron West

Graduate Assistant Coach: Blake DeBartola

Graduate Assistant Coach: Rick Lyster

Graduate Assistant Coach: Kevin Reddy

Graduate Assistant Coach: Tevin Washington

Director of Football Operations: Mike Huff

Assistant Director of Football Operations: Craig Candeto

Director of Player Personnel: Andy Lutz

Associate Director of Player Personnel: Saeed Khalif

Associate Director of Player Personnel: Brad Waggoner

Recruiting and Marketing Coordinator: Brittany McCormick

Staff Assistant: Tim McGrath

Director of Player Development: John Sisk

Assistant Director of Player Development: Zach Reed

Assistant Director of Player Development: Ben Sowders

Assistant Director of Player Development: Curtis Turner

Director of Sports Medicine: Jay Shoop

Assistant Athletic Trainer: Mark Smith

Equipment Manager: Tom Conner

Assistant Equipment Manager: Punt Windham

Director of Video Operations: Todd McCarthy

Administrative Coordinator: Teri Anton

Recruiting Operations Coordinator: Kassie Lee

DRIVES
DRIVE CHART

DISPLAYED GEORGIA TECH/OPPONENT

	Possessions	TDs	FGs Made	FGs Missed	Fum.	Int.	Safety	Punt	Downs	Half	Game	80+ Yards	3 and Out
Boston College	11/10	2/2	1/0	0/2	1/2	0/1	0/0	5/3	0/0	1/0	1/0	0/0	5/2
Mercer	9/9	5/1	0/1	0/1	2/0	0/0	0/0	1/4	0/1	1/0	0/1	2/0	1/2
Vanderbilt	12/13	5/1	1/0	0/0	0/0	1/1	0/0	4/8	1/1	0/1	0/1	1/0	1/4
Clemson	13/13	1/3	0/1	0/1	0/0	1/1	0/1	8/6	1/0	1/0	0/1	1/0	4/2
Miami	12/13	3/5	0/0	0/0	2/0	1/0	0/0	5/6	1/0	0/1	0/1	0/2	3/4
Pittsburgh	9/10	4/4	2/3	0/0	0/1	0/0	0/0	1/1	2/0	0/1	0/0	0/0	1/1
Georgia Southern	9/9	5/3	0/1	1/0	0/0	0/0	0/0	2/3	0/1	0/1	1/0	1/0	1/1
Duke	13/13	5/5	1/0	0/0	2/2	0/1	0/0	3/2	1/2	0/1	1/0	2/2	2/1
North Carolina	10/11	2/6	2/2	1/0	2/0	0/0	0/0	2/1	1/0	0/1	0/1	1/1	1/0
Virginia Tech	14/14	3/3	3/0	0/1	1/2	0/2	0/0	6/4	0/1	0/1	1/0	1/2	4/2
Georgia													
TOTALS	112/115	35/33	10/8	2/5	10/7	3/6	0/1	37/38	7/6	3/7	4/5	9/7	23/19

GEORGIA TECH SCORING DRIVES

	QTR	TD	FG	PLAYERS	PLAY	PL	YDS	TIME
Boston College	1	X		Matthew Jordan	3-yard rush	11	59	6:50
	4		X	Harrison Butker	40-yard field goal	11	46	5:49
	4	X		Dedrick Mills	4-yard rush	11	59	2:58
Mercer	1	X		Justin Thomas	13-yard rush	8	65	4:28
	2	X		Matthew Jordan	1-yard rush	11	80	4:51
	2	X		Marcus Marshall	10-yard rush	5	91	1:38
	3	X		Matthew Jordan	1-yard rush	11	78	6:10
Vanderbilt	4	X		TaQuon Marshall	11-yard rush	4	23	1:57
	1	X		Justin Thomas to Marcus Marshall	81-yard pass	1	81	0:14
	1	X		Dedrick Mills	15-yard run	8	64	4:21
	2		X	Harrison Butker	41-yard field goal	11	60	2:24
Clemson	3	X		Dedrick Mills	4-yard run	10	72	4:49
	3	X		Dedrick Mills	5-yard run	5	64	2:46
	4	X		Matthew Jordan to Clinton Lynch	77-yard pass	3	75	1:21
	4	X		Dedrick Mills	2-yard run	11	89	6:04
Miami	2	X		Dedrick Mills	7-yard run	11	75	6:23
	2	X		Justin Thomas to Dedrick Mills	9-yard pass	9	75	4:17
	3	X		Dedrick Mills	1-yard run	9	65	5:20
Pittsburgh	1		X	Harrison Butker	37-yard field goal	14	71	8:10
	2	X		J.J. Green	97-yard KO return	-	-	-
	2	X		Justin Thomas to Ricky Jeune	31-yard pass	10	75	4:51
	2		X	Harrison Butker	41-yard field goal	5	43	0:33
	4	X		Clinton Lynch	45-yard run	4	75	2:18
Ga. Southern	4	X		J.J. Green	10-yard run	6	39	2:54
	1	X		Justin Thomas	58-yard run	3	75	1:12
	1	X		Justin Thomas to Clinton Lynch	65-yard pass	2	71	1:20
	1	X		Dedrick Mills	6-yard run	6	75	3:14
Duke	4	X		Justin Thomas	4-yard run	11	90	6:34
	4	X		Dedrick Mills	20-yard run	9	61	5:30
	1	X		Matthew Jordan	2-yard run	8	74	4:30
	1	X		Justin Thomas	82-yard run	3	91	1:30
N. Carolina	2	X		Justin Thomas to Clinton Lynch	46-yard pass	2	79	0:44
	2	X		Justin Thomas	22-yard run	3	62	0:27
	3		X	Harrison Butker	22-yard field goal	10	78	5:42
	4	X		Justin Thomas to Clinton Lynch	21-yard pass	6	86	3:11
Virginia Tech	1	X		Justin Thomas to Clinton Lynch	83-yard pass	1	83	0:12
	2		X	Harrison Butker	23-yard field goal	8	69	4:41
	2	X		Dedrick Mills	4-yard run	7	75	3:22
Virginia Tech	3		X	Harrison Butker	42-yard field goal	12	50	6:14
	1		X	Harrison Butker	40-yard field goal	8	15	4:03
	1		X	Harrison Butker	39-yard field goal	13	47	7:27
	2	X		Matthew Jordan	53-yard run	6	80	2:47
Virginia Tech	2	X		Matthew Jordan	3-yard run	4	34	1:17
	4		X	Harrison Butker	35-yard field goal	9	42	5:11
	4	X		Marcus Marshall	56-yard run	2	60	0:52

OPPONENT SCORING DRIVES

	QTR	TD	FG	PLAYERS	PLAY	PL	YDS	TIME
Boston College	3	X		Jon Hillman	73-yard rush	1	73	0:13
	4		X	Patrick Towles	6-yard rush	9	63	4:05
Mercer	1	X		John Russ to Avery Ward	32-yard pass	9	75	4:00
	3		X	Cole Fisher	31-yard field goal	17	61	8:20
Vanderbilt	1	X		Kyle Shurmur to Kalija Lipscomb	10-yard pass	11	75	5:20
Clemson	1	X		Deshaun Watson to Mike Williams	4-yard pass	9	75	3:35
	1	X		Wayne Gallman	1-yard run	8	62	2:43
Miami	2			TEAM	Safety	-	-	----
	2	X		Deshaun Watson to Jordan Leggett	9-yard pass	10	72	1:49
	4		X	Greg Huegel	47-yard field goal	4	(-2)	0:51
	1	X		Joe Yearby	27-yard run	8	85	2:53
Pittsburgh	2	X		Mark Walton	14-yard run	9	90	3:11
	2	X		Shaquille Quarterman	17-yard fumble return			
	2	X		Joe Jackson	18-yard fumble return			
Ga. Southern	3	X		Brad Kaaya to Stacy Coley	31-yard pass	4	75	1:33
	1	X		Brian O'Neil	24-yard run	6	75	3:08
	2	X		Quadree Ollison	4-yard run	14	75	6:23
	2	X		Quadree Henderson	10-yard run	9	69	5:25
Duke	3		X	Chris Blewitt	34-yard field goal	11	48	5:28
	4		X	Chris Blewitt	41-yard field goal	9	24	3:38
	4	X		Nathan Peterman to Scott Orndoff	74-yard pass	3	75	1:32
	4		X	Chris Blewitt	31-yard field goal	6	21	1:47
N. Carolina	1	X		L.A. Ramsby	1-yard run	18	75	6:51
	2		X	Younghoe Koo	44-yard field goal	14	49	7:17
	4	X		L.A. Ramsby	1-yard run	10	75	3:40
	4	X		Kevin Ellison to B.J. Johnson III	3-yard pass	12	75	2:55
Virginia Tech	2	X		Daniel Jones to Daniel Helm	23-yard pass	11	87	5:13
	3	X		Jela Duncan	1-yard run	5	45	1:43
	3	X		Jela Duncan	10-yard run	1	10	0:07
	3	X		Shawn Wilson	14-yard run	6	75	2:20
Virginia Tech	4	X		Daniel Jones to Daniel Helm	7-yard pass	8	68	3:11
	1	X		Elijah Hood	1-yard run	5	75	1:45
	1		X	Nick Weiler	37-yard field goal	10	53	3:25
	1	X		Elijah Hood	36-yard run	8	75	2:13
Virginia Tech	2		X	Nick Weiler	50-yard field goal	12	43	4:10
	2	X		Mitch Trubisky to Bug Howard	68-yard pass	2	75	0:42
	3	X		Elijah Hood	2-yard run	10	78	2:51
	3	X		T.J. Logan	20-yard run	7	44	2:19
Virginia Tech	4	X		Mitch Trubisky	18-yard run	3	87	0:53
	3	X		Jerod Evans to Isaiah Ford	5-yard pass	7	26	2:16
	4	X		Jerod Evans	8-yard run	13	89	3:14
4	X		Jerod Evans	7-yard run	12	93	2:25	

TOUCHDOWN DRIVES SUMMARY

	GT	OPP
Touchdown plays of 20-plus yards	15	10
Touchdown plays of 50-plus yards	9	3
Touchdown drives of 80-plus yards	9	6
Touchdown drives of 90-plus yards	3	2
Touchdown drives of 20 yards or less	0	1
Touchdown drives of 5:00 or more	7	5
Touchdown drives of 7:00 or more	0	0
Touchdown drives of 3:00 or less	17	18
Touchdown drives of 2:00 or less	12	9
Touchdown drives of 1:00 or less	5	4
Touchdown drives of 5 plays or less	14	8
Touchdown drives of 10 plays or more	9	10
Touchdown drives of 1 play	2	2

BIG PLAYS

GEORGIA TECH BIG PLAYS (20+ YARDS)

NO.	OPPONENT	PLAYER(S)	PLAY	* Touchdown	
				DOWN-DIST.	YDS.
1	Boston College (6)	Justin Thomas to Qua Searcy	Pass	3-12	36
2		J.J. Green	KO Ret.		34
3		J.J. Green	KO Ret.		22
4		Dedrick Mills	Rush	2-5	21
5		Justin Thomas to Qua Searcy	Pass	4-19	22
6		Justin Thomas to Ricky Jeune	Pass	3-10	26
7	Mercer (6)	J.J. Green	KO Ret.		23
8		Justin Thomas	Rush	2-10	31
9		Qua Searcy	Rush	1-10	31
10		Justin Thomas to Ricky Jeune	Pass	2-7	31
11		Chase Alford (punt fake)	Rush	4-1	21
12		Qua Searcy	Rush	3-8	24
13	Vanderbilt (9)	Justin Thomas to Marcus Marshall	Pass	1-10	81*
14		J.J. Green	KO Ret.		33
15		J.J. Green	Rush	1-10	23
16		Justin Thomas	Rush	3-10	22
17		Clinton Lynch	Rush	2-9	29
18		Justin Thomas	Rush	1-10	21
19		Clinton Lynch	Rush	1-10	29
20		Matthew Jordan to Clinton Lynch	Pass	3-12	77*
21		Dorian Walker	Int.		64
22	Clemson (1)	Justin Thomas to Brad Stewart	Pass	1-10	26
23	Miami (4)	Clinton Lynch	Rush	3-1	23
24		Clinton Lynch	Rush	2-8	33
25		Marcus Marshall	Rush	1-10	27
26		Brad Stewart	Punt Ret.		26
27	Pittsburgh (6)	J.J. Green	KO Ret.		96*
28		Justin Thomas to Ricky Jeune	Pass	2-5	31*
29		Justin Thomas to Clinton Lynch	Pass	2-15	29
30		Justin Thomas	Rush	1-10	24
31		Clinton Lynch	Rush	3-4	45*
32		Justin Thomas to Brad Stewart	Pass	3-10	27
33	Ga. Southern (5)	Justin Thomas	Rush	2-4	58*
34		Justin Thomas to Clinton Lynch	Pass	2-4	65*
35		Marcus Marshall	Rush	2-8	50
36		Justin Thomas to Brad Stewart	Pass	3-6	40
37		Dedrick Mills	Rush	2-3	20*
38	Duke (11)	Justin Thomas to Brad Stewart	Pass	3-5	50
39		Justin Thomas	Rush	3-1	82*
40		Justin Thomas to Ricky Jeune	Pass	1-10	33
41		Justin Thomas to Clinton Lynch	Pass	1-10	46*
42		Justin Thomas to Ricky Jeune	Pass	1-10	40
43		Justin Thomas	Rush	2-10	22*
44		Marcus Marshall	Rush	1-10	50
45		Justin Thomas to Clinton Lynch	Pass	1-10	24
46		Justin Thomas	Rush	2-19	46
47		Justin Thomas to Clinton Lynch	Pass	2-7	21*
48		Justin Thomas	Rush	3-17	50
49	N. Carolina (7)	Justin Thomas	Rush	1-10	26
50		Justin Thomas to Clinton Lynch	Pass	1-10	83*
51		Ricky Jeune	Rush	1-10	40
52		Dedrick Mills	Rush	2-10	39
53		Nate Cottrell	KO Ret.		22
54		Justin Thomas to Brad Stewart	Pass	3-7	41
55		Justin Thomas	Rush	1-10	21
56	Virginia Tech (4)	Matthew Jordan	Rush	2-3	53*
57		Clinton Lynch	Rush	2-11	27
58		Matthew Jordan to Ricky Jeune	Pass	3-14	24
59		Marcus Marshall	Rush	2-6	56*

OPPONENT BIG PLAYS (20+ YARDS)

NO.	OPPONENT	PLAYER(S)	PLAY	* Touchdown	
				DOWN-DIST.	YDS.
1	Boston College (3)	Jon Hillman	Rush	1-10	73*
2		Patrick Towles to Michael Walker	Pass	1-10	20
3		Patrick Towles to Chris Garrison	Pass	1-10	26
4	Mercer (3)	John Russ to Avery Ward	Pass	2-10	32*
5		John Russ to Marquies Irvin	Pass	1-10	21
6		John Russ to Avery Ward	Pass	1-10	24
7	Vanderbilt (2)	Darius Sims	KO Ret.		20
8		Wade Freeback to C.J. Duncan	Pass	1-10	22
9	Clemson (4)	Deshaun Watson to Trevion Thompson	Pass	2-7	25
10		Deshaun Watson to Ray-Ray McCloud	Pass	1-10	24
11		Artavis Scott	KO Ret.		23
12		Deshaun Watson to Mike Williams	Pass	1-28	28
13	Miami (6)	Brad Kaaya to Stacy Coley	Pass	1-20	25
14		Joe Yearby	Rush	1-10	27*
15		Brad Kaaya to Ahmmon Richards	Pass	1-10	31
16		Brad Kaaya to Stacy Coley	Pass	1-10	31*
17		Brad Kaaya to Braxton Berrios	Pass	1-10	22
18		Brad Kaaya to Christopher Herndon	Pass	1-10	48
19	Pittsburgh (5)	Brian O'Neill	Rush	1-10	24*
20		Quadree Henderson	KO Ret.		31
21		Quadree Henderson	KO Ret.		20
22		James Conner	Rush	2-2	21
23		Nathan Peterman to Scott Orndoff	Pass	3-9	74*
24	Ga. Southern (4)	Malik Henry	KO Ret.		21
25		Favian Upshaw to B.J. Johnson III	Pass	3-7	20
26		Kevin Ellison to Keigan Williams	Pass	1-10	25
27		Kevin Ellison to Wesley Fields	Pass	3-10	24
28	Duke (8)	Daniel Jones to Daniel Helm	Pass	2-4	21
29		Daniel Jones to Daniel Helm	Pass	2-8	23*
30		Daniel Jones to Erich Schneider	Pass	3-8	22
31		Shaun Wilson	Rush	2-8	57
32		Daniel Jones to Erich Schneider	Pass	2-11	26
33		Daniel Jones to Chris Taylor	Pass	3-5	36
34		Daniel Jones to Davis Koppenhaver	Pass	1-10	31
35		Daniel Jones to Joseph Ajeigbe	Pass	3-3	33
36	N. Carolina (10)	Elijah Hood	Rush	2-2	45
37		Mitch Trubisky to Brandon Fritts	Pass	1-10	23
38		Mitch Trubisky to Austin Proehl	Pass	2-4	23
39		Elijah Hood	Rush	4-1	36*
40		Mitch Trubisky to Bug Howard	Pass	2-3	68*
41		Anthony Ratliff	KO Ret.		32
42		Mitch Trubisky to Ryan Switzer	Pass	2-7	22
43		T.J. Logan	Rush	1-10	20*
44		Mitch Trubisky to T.J. Logan	Pass	1-10	46
45		Elijah Hood	Rush	1-10	23
46	Virginia Tech (4)	Der'Woun Greene	KO Ret.		37
47		Jerod Evans to C.J. Carroll	Pass	2-10	24
48		Der'Woun Greene	KO Ret.		21
49		Jerod Evans to Sam Rogers	Pass	1-10	20
50		Jerod Evans to C.J. Carroll	Pass	2-10	20

BIG PLAYS FROM SCRIMMAGE SUMMARY

RUSH/CATCH	20-29	30-39	40-49	50-59	60-69	70-79	80-89	90-99	TOT
Clinton Lynch	7 (4-3)	1 (1-0)	2 (1-1)		1 (0-1)	1 (0-1)	1 (0-1)		13 (6-7)
Justin Thomas	6 (6-0)	1 (1-0)	1 (1-0)	2 (2-0)			1 (1-0)		11 (11-0)
Ricky Jeune	2 (0-2)	3 (0-3)	2 (1-1)						7 (1-6)
Brad Stewart	2 (0-2)		2 (0-2)	1 (0-1)					5 (0-5)
Marcus Marshall	1 (1-0)			3 (3-0)			1 (0-1)		5 (4-1)
Qua Searcy	2 (1-1)	2 (1-1)							4 (2-2)
Dedrick Mills	2 (2-0)	1 (1-0)							3 (3-0)
J.J. Green	1 (1-0)								1 (1-0)
Matthew Jordan				1 (1-0)					1 (1-0)
Chase Alford	1 (1-0)								1 (1-0)
Totals	24 (16-8)	8 (4-4)	7 (3-4)	7 (6-1)	1 (0-1)	1 (0-1)	3 (1-2)		51 (30-21)
Opponents	28 (5-23)	7 (1-6)	3 (1-2)	1 (1-0)	1 (0-1)	2 (1-1)			42 (9-33)
PASSING	20-29	30-39	40-49	50-59	60-69	70-79	80-89	90-99	TOT
Justin Thomas	7	4	4	1	1		2		19
Matthew Jordan	1					1			2
Totals	8	4	4	1	1	1	2		21
Opponents	23	6	2		1	1			33

TURNOVERS
GEORGIA TECH TAKEAWAYS

NO.	OPP.	QTR	TURNOVER	DEFENDER(S)	LED TO	PTS. OFF
1	BC (3)	1	Interception	Corey Griffin	TD	7
2		2	Fumble	A. Simmons (F), K. Cerge-Henderson (R)	Half	0
3		4	Fumble	Anree Saint-Amour (R)	Game	0
4	VU (1)	4	Interception	Dorian Walker	Turnover	0
5	CU (1)	2	Interception	Lance Austin	Safety (CU)	0
6	UP (1)	4	Fumble	Brant Mitchell (R)	TD	7
7	DU (3)	1	Fumble	Gamble (F), C. Griffin (R)	Punt	0
8		2	Fumble	Gray (F), Durham (R)	Punt	0
9		3	Interception	Lawrence Austin	Turnover	0
10	VT (4)	1	Fumble	Lewis (F), Cottrell (R)	FG	3
11		2	Interception	Lawrence Austin	TD	7
12		3	Interception	Lawrence Austin	Punt	0
13		4	Fumble	Law. Austin (R), Lan. Austin (R)	TD	7
Points						31

GEORGIA TECH GIVEAWAYS

NO.	OPP.	QTR	TURNOVER	OFFENSIVE PLAYER	LED TO	PTS. OFF
1	BC (1)	1	Fumble	Dedrick Mills	Missed FG	0
2	MER (2)	1	Fumble	Marcus Marshall	TD	7
3		4	Fumble	Quaide Weimerskirch	Punt	0
4	VU (1)	4	Interception	Matthew Jordan	Punt	0
5	CU (1)	4	Interception	Dedrick Mills	FG	3
6	UM (3)	2	Fumble	Justin Thomas	TD	7
7		2	Fumble	Justin Thomas	TD	7
8		4	Interception	Justin Thomas	Game	0
9	DU (2)	3	Fumble	Marcus Marshall	TD	7
10		3	Fumble	J.J. Green	TD	7
11	UNC (2)	3	Fumble	Dedrick Mills	TD	7
12		4	Fumble	Dedrick Mills	TD	7
13	VT (1)	3	Fumble	TEAM (on snap)	TD	7
Points						59



MISC.

OFFENSIVE STARTERS

	QB	AB	AB	BB	WR	WR	LT	LG	C	RG	RT
Boston College	Thomas	Lynch	Green	Mills	Jeune	Stewart	Fromayan	Bryan	Burden	Devine	Klock
Mercer	Thomas	Searcy	Green	M. Marshall	Jeune	Stewart	A. Marshall	Bryan	Burden	Devine	Klock
Vanderbilt	Thomas	Searcy	Green	M. Marshall	Jeune	Stewart	Fromayan	Bryan	Burden	Devine	A. Marshall
Clemson	Thomas	Searcy	Green	Mills	Jeune	Stewart	Fromayan	Bryan	Burden	Devine	A. Marshall
Miami	Thomas	Searcy	Green	Mills	Jeune	Stewart	Fromayan	Bryan	Burden	Devine	A. Marshall
Pittsburgh	Thomas	Searcy	Green	Mills	Jeune	Stewart	A. Marshall	Braun	Burden	Devine	Klock
Georgia Southern	Thomas	Lynch	Green	Mills	Jeune	Stewart	Lee	Braun	Burden	Devine	Fromayan
Duke	Thomas	Lynch	Green	M. Marshall	Jeune	Stewart	Lee	Braun	Burden	Bryan	A. Marshall
North Carolina	Thomas	Lynch	Searcy	Mills	Jeune	Stewart	Fromayan	Braun	Burden	Bryan	A. Marshall
Virginia Tech	Jordan	Lynch	Willis	M. Marshall	Jeune	Stewart	Lee	Braun	Cooper	Bryan	Fromayan
Virginia											
Georgia											

DEFENSIVE STARTERS

	DE	DT	DT	DE	LB/NIC	LB	LB	SS	FS	CB	CB
Boston College	Freeman	Kallon	Gamble	Rook-Chungong	Lewis (LB)	Mitchell	Davis	C. Griffin	Gray	Lan. Austin	Durham
Mercer	Freeman	Kallon	Gamble	Rook-Chungong	Lewis (LB)	Mitchell	Davis	C. Griffin	Gray	Lan. Austin	Durham
Vanderbilt	Freeman	Kallon	Gamble	Rook-Chungong	Curry (LB)	Mitchell	Davis	C. Griffin	Gray	Lan. Austin	Durham
Clemson	Freeman	Kallon	Gamble	Rook-Chungong	Law. Austin (NIC)	Mitchell	Davis	C. Griffin	Gray	Lan. Austin	Durham
Miami	Freeman	Cerge-Henderson	Gamble	Rook-Chungong	Law. Austin (NIC)	Mitchell	Davis	C. Griffin	Gray	Lan. Austin	L. Simmons
Pittsburgh	Freeman	Cerge-Henderson	Gamble	Rook-Chungong	Law. Austin (NIC)	Mitchell	Davis	C. Griffin	Gray	Lan. Austin	L. Simmons
Georgia Southern	Freeman	Cerge-Henderson	Gamble	Rook-Chungong	Law. Austin (NIC)	Mitchell	Alford	C. Griffin	Gray	Lan. Austin	Durham
Duke	Freeman	Cerge-Henderson	Gamble	Rook-Chungong	Law. Austin (NIC)	Mitchell	Lewis	C. Griffin	Gray	Lan. Austin	Durham
North Carolina	Freeman	Cerge-Henderson	Gamble	Rook-Chungong	Law. Austin (NIC)	Mitchell	Davis	C. Griffin	Gray	Lan. Austin	Durham
Virginia Tech	Freeman	Kallon	Gamble	Rook-Chungong	Law. Austin (NIC)	Mitchell	Davis	C. Griffin	Gray	Lan. Austin	Durham
Virginia											
Georgia											

GAME INFORMATION

	TECH CAPTAINS	COIN TOSS	GT KO/REC.	GT 1ST OFF. PLAY	GT 1ST POSSESSION	OPP. 1ST POSSESSION	KICKOFF TIME	GAME LENGTH	GT HELMET	GT JERSEY	GT PANTS
Boston College	Burden, Gamble	GT	Kick	Mills rush, 6 yds.	Touchdown	Interception	12:31 p.m.	3:08	Gold	White	White
Mercer	Allen, Butker, R.-Chungong	MER	Rec.	Searcy rush, 13 yds.	Fumble	Touchdown	3:04 p.m.	3:05	Gold	White	Gold
Vanderbilt	Butker, Gamble, Thomas, Willis	VU	Rec.	Thomas to M. Marshall, 81 yds.*	Touchdown	Touchdown	12:30 p.m.	3:08	Gold	White	Gold
Clemson	Butker, Gamble, Thomas, Davis	GT	Kick	Thomas rush, (-5) yds.	Punt	Touchdown	7:32 p.m.	3:09	White	White	White
Miami	Butker, Gamble, Thomas	GT	Rec.	Thomas rush, (-5) yds.	Punt	Touchdown	12:01 p.m.	3:06	Gold	White	Gold
Pittsburgh	Butker, Gamble, Thomas	GT	Kick	Incomplete pass	Field Goal	Touchdown	12:30 p.m.	3:16	White	White	Gold
Ga. Southern	Butker, Gamble, Thomas	GS	Rec.	Thomas to Jeune, 11 yds	Touchdown	Punt	12:34 p.m.	3:01	White	White	Gold
Duke	Butker, Gamble, Thomas	DU	Rec.	Thomas sacked, (-3) yds.	Touchdown	Punt	12:04 p.m.	3:27	Gold	White	Gold
North Carolina	Butker, Gamble, Thomas	GT	Kick	Incomplete pass	Punt	Touchdown	12:31 p.m.	3:15	Gold	White	White
Virginia Tech	Butker, Gamble, Thomas	VT	Rec.	Lynch rush, (-3) yds.	Field Goal	Punt	3:32 p.m.	3:14	Gold	White	White
Virginia											
Georgia											

* touchdown

PLAYERS OF THE WEEK (WINS ONLY)

	OFFENSE	DEFENSE	SPECIAL TEAMS
Boston College	AB Qua Searcy	DB Step Durham	PK Harrison Butker
Mercer	AB Qua Searcy	DL Patrick Gamble	LB Chase Alford
Vanderbilt	QB Justin Thomas	DB Corey Griffin	P Ryan Rodwell
Georgia Southern	WR Ricky Jeune	DB Corey Griffin	DB Shaun Kagawa
Duke	QB Justin Thomas	DB Step Durham	PK Harrison Butker
Virginia Tech	OL Parker Braun	DB Lawrence Austin	P Ryan Rodwell

FREEMAN NAMED TO 2016 ALLSTATE AFCA GOOD WORKS TEAM

Georgia Tech's **KeShun Freeman** was named to the prestigious Allstate AFCA Good Works Team on Thursday, Sept. 15.

For 25 years, the AFCA Good Works team has recognized student-athletes that demonstrate the award's mission that "good works" extend beyond the football field by balancing academics with athletics while donating their limited free time and energy to helping others. The 25-member 2016 Allstate AFCA Good Works Team, which includes 12 FBS student-athletes, 12 representatives from NCAA Division I FCS, Division II, Division III and the NAIA and an honorary head coach, was selected from a pool of 165 nominees. Freeman and the rest of the Good Works Team will be honored during the 2017 Allstate Sugar Bowl on Jan. 1 in New Orleans.

Freeman, a junior defensive end, is involved in several community service projects in Atlanta and beyond. His efforts include serving as an active volunteer for Children's Healthcare of Atlanta, where he takes part in the For the Kids Dance Marathon and creates and delivers Valentines for hospitalized children.

His other service initiatives have included traveling with teammates to the Dominican Republic on behalf of the Fellowship of Christian Athletes to build houses for local families, serving as a volunteer counselor at Atlanta's Chick-Fil-A Youth Football Camp, acting as a Girls on the Run race volunteer and organizing fellow student-athletes to participate in the opening ceremony of the Georgia Special Olympics Winter Games.

Freeman's service to the community and desire to help children is inspired by his brother, Landon, whose battle with health issues was chronicled by ESPN in 2015. Landon's inspiration has also led KeShun, a chemistry major, to aspire for a career in pediatric anesthesiology after his football-playing days are over.

THE LAST TIME IT HAPPENED ...
TEAM

	GEORGIA TECH	OPPONENT
Scored 50 Points	Sept. 12, 2015 vs. Tulane (65)	Nov. 14, 2013 by Clemson (55)
Scored 50 Points, ACC Game	Nov. 8, 2014 at NC State (56)	Nov. 14, 2013 by Clemson (55)
Scored 35 Points, Half	Sept. 12, 2015 vs. Tulane (37/2nd)	Oct. 10, 2009 by Florida State (35/1st)
Scored 28 Points, Quarter	Sept. 3, 2015 vs. Alcorn State (34/1st)	Dec. 31, 2008 by LSU (28/2nd) (Chick-fil-A Bowl)
Scored 0 Points	Oct. 18, 1997 at Florida State	Oct. 19, 2013 by Syracuse
Scored 0 Points, Half	Sept. 22, 2016 vs. No. 5/3 Clemson (1st)	Nov. 12, 2016 by No. 18/22 Virginia Tech (1st)
Overcame 10-Point Deficit, Win	Oct. 24, 2015 vs. Florida State (3-13)	Nov. 12, 2015 vs. Virginia Tech (0-14)
Overcame 10-Point Halftime Deficit, Win	Nov. 29, 2008 at Georgia (12-28)	Nov. 30, 2013 by Georgia (20T) (7-20)
40-Point Margin of Victory	Sept. 12, 2015 vs. Tulane (65-10)	Sept. 24, 2005 by Virginia (7-51)
30-Point Margin of Victory	Sept. 17, 2016 vs. Vanderbilt (38-7)	Nov. 24, 2012 by Georgia (42-10)
Scored 30 Points, Loss	Oct. 8, 2016 at Pittsburgh (34)	Dec. 31, 2014 by Mississippi State (34)
Scored fewer than 10 Points, Win	Nov. 11, 2006 at North Carolina (7-0)	Dec. 2, 2006 by Wake Forest (9-6)
7 Touchdowns	Sept. 12, 2015 vs. Tulane (9)	Oct. 18, 2014 by North Carolina (7)
0 Touchdowns	Dec. 31, 2008 vs. LSU	Nov. 15, 2014 by Clemson
5 Rushing Touchdowns	Sept. 10, 2016 vs. Mercer (5)	Nov. 5, 2016 by No. 18/17 North Carolina (5)
4 Passing Touchdowns	Sept. 13, 2014 vs. Georgia Southern (4)	Oct. 18, 2014 by North Carolina (4)
Interception Return for Touchdown	Nov. 12, 2015 vs. Virginia Tech Brant Mitchell (32 yards) (Michael Brewer pass)	Oct. 12, 2013 by BYU Alani Fua (51 yards) (Vad Lee pass)
Fumble Return for Touchdown	Oct. 10, 2015 at Clemson; Adam Gotsis (0 yards)	Oct. 1, 2016 by No. 14 Miami (Shaquille Quarterman) Oct. 1, 2016 by No. 14 Miami (Joe Jackson)
Punt Return for Touchdown	Sept. 10, 2009 vs. Clemson; Jerrard Tarrant (85 yards)	Sept. 25, 2010 by NC State (Williams blocked punt return)
Blocked Punt Return for Touchdown	Sept. 27, 1997 vs. Clemson Block by Ajenavi Eziemefe, DJay Jones recovered for TD	Sept. 25, 2010 by NC State Asa Watson blocked and recovered for a touchdown
Kickoff Return for Touchdown	Oct. 8, 2016 at Pittsburgh; J.J. Green (96 yards)	Sept. 26, 2015 by Duke; DeVon Edwards (100 yards)
2 Non-Offensive Touchdowns	Nov. 8, 2014 at NC State (INT return, fumble return)	Oct. 1, 2016 by No. 14 Miami (2 fumble returns)
4 Field Goals Made	Dec. 5, 2009 vs. Clemson (4)	Nov. 17, 2007 by North Carolina (4)
3 Field Goals Missed	Oct. 20, 2012 vs. Boston College (3)	Sept. 29, 2007 by Clemson (4)
5 Field Goals Attempted	Dec. 31, 2011 vs. Utah (5)	Nov. 17, 2007 by North Carolina (5)
50-yard Field Goal Made	Oct. 24, 2015 vs. Florida State (Harrison Butker, 53)	Nov. 5, 2016 by No. 18/17 North Carolina (Nick Weiler, 50)
Missed PAT	Sept. 3, 2015 vs. Alcorn State	Nov. 12, 2015 by Virginia Tech
Missed more than 1 PAT	Nov. 3, 2012 at Maryland (2)	Nov. 5, 1977 by Notre Dame (2)
Made 2-Point Conversion	Sept. 19, 2015 at Notre Dame (Clinton Lynch rush)	Sept. 26, 2015 by Duke (Sirk to McCaffrey pass)
Failed 2-Point Conversion	Nov. 15, 2014 vs. Clemson (rush failed)	Nov. 12, 2016 by No. 18/22 Virginia Tech (rush failed)
Two 2-Point Conversions Attempted	Nov. 29, 2008 at Georgia (3/2 made, 1 failed)	Sept. 26, 2015 by Duke (1-3)
Defensive Extra Point Scored	Oct. 28, 1989 at Duke Ken Swilling 99-yard INT return (Steve Prince pass)	None recorded
Recorded Safety	Sept. 12, 2015 vs. Tulane Tulane recovered poor snap on punt attempt in end zone	Sept. 22, 2016 by Clemson GT recovered a fumble after an interception in their own end zone
Blocked Field Goal	Nov. 12, 2016 at No. 18/22 Virginia Tech TEAM blocked Joey Slye's attempt	Nov. 5, 2016 by No. 18/17 North Carolina D.J. Ford blocked Harrison Butker's attempt
Blocked PAT	Nov. 8, 2014 at NC State (Adam Gotsis)	Nov. 29, 2014 at Georgia (OT)
Blocked Punt	Oct. 3, 2015 vs. North Carolina Chris Milton blocked punt of Hunter Lent	Oct. 10, 2015 by Clemson Jadar Johnson blocked punt of Ryan Rodwell
Blocked 2 Kicks/Punts	Dec. 30, 2013 vs. Ole Miss (field goal/PAT)	Nov. 4, 1989 by Western Carolina (2 FGAs)
30 First Downs	Nov. 29, 2014 at Georgia (32)	Dec. 31, 2014 by Mississippi State (33)
10 (or fewer) First Downs	Jan. 5, 2010 vs. Iowa (9)	Nov. 15, 2014 by Clemson (10)
500-599 Yards Total Offense	Nov. 5, 2016 at No. 18/17 North Carolina (518)	Oct. 29, 2016 by Duke (559)
600+ Yards Total Offense	Oct. 29, 2016 vs. Duke (605)	Nov. 5, 2016 by No. 18/17 North Carolina (636)
Less than 200 Yards Total Offense	Sept. 22, 2016 vs. No. 5/3 Clemson (124)	Oct. 24, 2009 by Virginia (198)
Less than 100 Yards Total Offense	Nov. 18, 1961 at Alabama (96)	Oct. 9, 2004 by Maryland (82)
300+ Yards Total Offense, Half	Nov. 5, 2016 at No. 18/17 North Carolina (325/1st)	Nov. 12, 2016 by No. 18/22 Virginia Tech (316/2nd)
Less than 50 Yards Total Offense, Half	Sept. 22, 2016 vs. No. 5/3 Clemson (22/1st)	Oct. 4, 2008 by Duke (49/1st)
90 Offensive Plays	Oct. 20, 2012 vs. Boston College (91)	Oct. 26, 2013 by Virginia (93)
50 (or fewer) Offensive Plays	Oct. 27, 2012 vs. BYU (47)	Oct. 1, 2016 by No. 14 Miami (46)
300-399 Yards Rushing	Nov. 12, 2016 at No. 18/22 Virginia Tech (309)	Nov. 28, 2009 by Georgia (339)
400+ Yards Rushing	Sept. 12, 2015 vs. Tulane (439)	Nov. 27, 1975 by Georgia (431)
50 Yards (or less) Rushing	Nov. 27, 2004 at Georgia (24)	Nov. 1, 2014 by Virginia (22)
0 Yards (or less) Rushing	1968 (two times – vs. Notre Dame and Navy)	Nov. 2, 2013 by Pittsburgh (-5)
60 Rushing Attempts	Sept. 26, 2015 vs. Duke (60)	Oct. 5, 2002 by Wake Forest (60)
30 (or fewer) Rushing Attempts	Nov. 1, 2007 vs. Virginia Tech (26)	Oct. 1, 2016 by No. 14 Miami (27)
25+ Pass Completions	Sept. 10, 2005 vs. North Carolina (25)	Nov. 12, 2016 by No. 18/22 Virginia Tech (32)
5 (or fewer) Pass Completions	Nov. 12, 2016 at No. 18/22 Virginia Tech (2)	Oct. 1, 1994 by NC State (3)
40+ Pass Attempts	Sept. 22, 2007 at Virginia (40)	Nov. 12, 2016 by No. 18/22 Virginia Tech (47)
10 (or fewer) Pass Attempts	Nov. 12, 2016 at No. 18/22 Virginia Tech (7)	Nov. 30, 1985 by Georgia (10)
Threw 3 Interceptions	Nov. 1, 2007 vs. Virginia Tech (5)	Nov. 15, 2014 by Clemson (3)
300-399 Yards Passing	Sept. 1, 2011 vs. Western Carolina (365)	Nov. 12, 2016 by No. 18/22 Virginia Tech (316)
400+ Yards Passing	Nov. 10, 2001 at Virginia (486)	Dec. 31, 2014 by Mississippi State (453)
100 (or less) Yards Passing	Nov. 12, 2016 at No. 18/22 Virginia Tech (34)	Sept. 8, 2012 by Presbyterian (98)

THE LAST TIME IT HAPPENED ...

TEAM

	GEORGIA TECH	OPPONENT
Completed 70 Percent of Pass Attempts	Oct. 29, 2016 vs. Duke (.714, 10-of-14)	Oct. 8, 2016 by Pittsburgh (.700, 14-of-20)
5 Fumbles	Nov. 21, 2015 at Miami (9)	Oct. 25, 2014 by Pittsburgh (7)
4 Fumbles Lost	Nov. 17, 2007 vs. North Carolina (4)	Oct. 25, 2014 by Pittsburgh (6)
5 Turnovers	Oct. 26, 2013 at Virginia (5)	Oct. 25, 2014 by Pittsburgh (6)
0 Turnovers	Oct. 15, 2016 vs. Georgia Southern	Nov. 5, 2016 by No. 18/17 North Carolina
10 Penalties	Oct. 12, 2013 at BYU (10)	Sept. 22, 2016 by No. 5/3 Clemson (10)
2 (or fewer) Penalties	Sept. 22, 2016 vs. No. 5/3 Clemson (2)	Oct. 8, 2016 by Pittsburgh (2)
100 Penalty Yards	Oct. 20, 2007 vs. Army (110)	Oct. 28, 2004 by Virginia Tech (108)
10 (or fewer) Penalty Yards	Sept. 10, 2016 vs. Mercer (10)	Nov. 2, 2013 by Pittsburgh (10)
10 Punts	Sept. 29, 2007 vs. Clemson (10)	Oct. 11, 2008 by Gardner-Webb (10)
0 Punts	Nov. 8, 2014 at NC State	Dec. 5, 2009 by Clemson
10 Third-Down Conversions	Sept. 6, 2014 at Tulane (10)	Oct. 15, 2016 by Georgia Southern (13)
2 Fourth-Down Conversions	Oct. 15, 2016 vs. Georgia Southern (2)	Oct. 17, 2015 by Pittsburgh (2)
4 Fourth-Down Attempts	Oct. 8, 2016 at Pittsburgh (2-of-4)	Dec. 31, 2014 by Mississippi State (1-of-4)
37:00 Time of Possession	Oct. 1, 2016 vs. No. 14 Miami (39:54)	Oct. 27, 2012 by BYU (38:59)
15 Tackles for Loss	Sept. 1, 2007 at Notre Dame (19)	N/A
10 Sacks	Oct. 9, 1993 vs. Maryland (11)	N/A
5 Players to Score TD	Sept. 12, 2015 vs. Tulane (8)	Oct. 18, 2014 at North Carolina (6)
4 Players to Rush for TD	Sept. 10, 2016 vs. Mercer (4)	Nov. 10, 2012 by North Carolina (4)
3 Players to Catch TD Pass	Sept. 12, 2015 vs. Tulane (3)	Oct. 18, 2014 at North Carolina (3)
2 Players to Throw TD Pass	Sept. 17, 2016 vs. Vanderbilt (2 - Justin Thomas & Matthew Jordan)	Oct. 1, 2011 by NC State (2)
15-Play Touchdown Drive	Sept. 14, 2013 at Duke (15)	Oct. 15, 2016 by Georgia Southern (18)
8-Minute Touchdown Drive	Sept. 26, 2013 vs. Virginia Tech (8:12)	Oct. 31, 2015 by Virginia (8:08)
90-Yard Touchdown Drive	Oct. 29, 2016 vs. Duke (91)	Nov. 12, 2016 by No. 18/22 Virginia Tech (93)
1-Play Touchdown Drive	Nov. 5, 2016 at No. 18/17 N. Carolina (Thomas to Lynch 83-yard pass)	Oct. 29, 2016 by Duke (Jela Duncan 10-yard run)
Won an Overtime Game	Nov. 29, 2014 at Georgia (OT) (30-24)	Nov. 30, 2013 by Georgia (20T) (41-34)
Game Won on Final Play	Oct. 24, 2015 vs. Florida State (Lance Austin 78-yard missed FG return)	Oct. 8, 2016 by Pittsburgh (Chris Blewitt 31-yard field goal)

BOTH TEAMS COMBINED

90 Points	Oct. 18, 2014 at North Carolina (91, 43-48)	100 Rushing Attempts	Nov. 29, 2014 at Georgia (109)
20 (or fewer) Points	Nov. 28, 2015 vs. Georgia (20) (13-7)	60 (or fewer) Rushing Attempts	Sept. 9, 2006 vs. Samford (51)
10 (or fewer) Points	Nov. 11, 2006 at North Carolina (7) (7-0)	700 Yards Passing	Nov. 10, 2001 at Virginia (813)
50 Points in a Half	Nov. 23, 2013 vs. Alabama A&M (52/1st)	150 (or fewer) Yards Passing	Nov. 3, 2012 at Maryland (146)
0 Points in a Half	Nov. 11, 2006 at North Carolina (2nd)	50 Pass Completions	Sept. 15, 2007 vs. Boston College (50)
30 Points in a Quarter	Oct. 8, 2016 at Pittsburgh (31/2nd)	20 (or fewer) Completions	Sept. 3, 2016 vs. Boston College (19)
10 Touchdowns	Oct. 29, 2016 vs. Duke (10)	90 Pass Attempts	Oct. 26, 2002 vs. Virginia (101)
0 Touchdowns	Dec. 2, 2006 vs. Wake Forest	30 (or fewer) Pass Attempts	Oct. 8, 2016 at Pittsburgh (30)
5 Touchdowns in a Quarter	Oct. 1, 2016 vs. No. 14 Miami (5/2nd)	5 Passes Intercepted	Nov. 1, 2007 vs. Virginia Tech (5)
8 Touchdowns in a Half	Nov. 10, 2012 at North Carolina (8/1st, 8/2nd)	10 Fumbles	Nov. 21, 2015 at Miami (11)
6 Field Goals	Oct. 24, 2015 vs. Florida State (6)	5 Fumbles Lost	Oct. 25, 2014 at Pittsburgh (7)
4 Field Goals Missed	Oct. 20, 2012 vs. Boston College (4)	10 Turnovers	Nov. 17, 1990 at Wake Forest (10)
8 Field Goals Attempted	Nov. 17, 2007 vs. North Carolina (8)	0 Turnovers	Oct. 15, 2016 vs. Georgia Southern
50 First Downs	Nov. 5, 2016 at No. 18/17 North Carolina (50)	20 Penalties	Sept. 10, 2004 vs. Western Carolina (21)
25 (or fewer) First Downs	Oct. 18, 2008 at Clemson (24) (12-12)	5 (or fewer) Penalties	Sept. 26, 2015 at Duke (5)
1,000 Yards Total Offense	Nov. 5, 2016 at No. 18/17 North Carolina (1,154)	200 Penalty Yards	Sept. 9, 2000 vs. Florida State (254)
500 Yards (or fewer) Total Offense	Oct. 22, 2011 at Miami (473)	25 (or fewer) Penalty Yards	Oct. 22, 2011 at Miami (15)
160 Offensive Plays	Oct. 26, 2002 vs. Virginia (165)	15 Punts	Oct. 11, 2008 vs. Gardner-Webb (17)
120 (or fewer) Offensive Plays	Oct. 8, 2016 at Pittsburgh (117)	0 Punts	Dec. 5, 2009 vs. Clemson
600+ Yards Rushing	Nov. 5, 2016 at No. 18/17 North Carolina (617)	10 Sacks	Nov. 10, 2007 at Duke (10)
150 (or fewer) Yards Rushing	Nov. 19, 2005 at Miami (150)		

THE LAST TIME IT HAPPENED ...
INDIVIDUAL

	GEORGIA TECH	OPPONENT
30 Rushing Attempts	Nov. 12, 2016 at No. 18/22 Virginia Tech, Matthew Jordan (32)	Nov. 8, 2003 by Duke, Chris Douglas (30)
150-199 Yards Rushing	Oct. 29, 2016 vs. Duke, Justin Thomas (195)	Nov. 5, 2016 by No. 18/17 North Carolina, Elijah Hood (168)
200+ Yards Rushing	Nov. 29, 2008 at Georgia, Roddy Jones (214)	Sept. 29, 2012 by Middle Tennessee St., Benny Cunningham (217)
50+ Pass Attempts	Oct. 6, 2005 vs. NC State, Reggie Ball (53)	Oct. 26, 2013 by Virginia, David Watford (62)
40+ Pass Attempts	Sept. 22, 2007 at Virginia, Taylor Bennett (40)	Nov. 12, 2016 by No. 18/22 Virginia Tech, Jerod Evans (45)
25+ Pass Completions	Nov. 8, 2003 vs. Duke, Reggie Ball (27)	Nov. 12, 2016 by No. 18/22 Virginia Tech, Jerod Evans (32)
Threw 3 Interceptions	Nov. 1, 2007 vs. Virginia Tech, Taylor Bennett (4)	Aug. 31, 2013 by Elon, Mike Quinn (3)
300-399 Yards Passing	Oct. 6, 2007 vs. Maryland, Taylor Bennett (309)	Nov. 12, 2016 by No. 18/22 Virginia Tech, Jerod Evans (316)
400+ Yards Passing	Nov. 10, 2001 at Virginia, George Godsey (486)	Sept. 22, 2012 by Miami, Stephen Morris (436)
Rushed and Passed for 100+ Yards	Oct. 29, 2016 vs. Duke, Justin Thomas (195/264)	Oct. 3, 2015 by North Carolina, Marquise Williams (148/134)
Rushed and Received for 100+ Yards	Nov. 14, 2013 at Clemson, Robert Godhigh (126/203)	Oct. 30, 1997 by North Carolina, J. Linton (138/137)
300-399 Yards Total Offense	Aug. 30, 2014 vs. Wofford, Justin Thomas (353)	Nov. 12, 2016 by No. 18/22 Virginia Tech, Jerod Evans (391)
400+ Yards Total Offense	Oct. 29, 2016 vs. Duke, Justin Thomas (459)	Oct. 6, 2012 by Clemson, Tajh Boyd (460)
10+ Receptions	Oct. 7, 2006 vs. Maryland, Calvin Johnson (10)	Nov. 12, 2016 by No. 18/22 Virginia Tech, Cam Phillips (5)
100-199 Yards Receiving	Oct. 31, 2015 at Virginia, Ricky Jeune (103)	Nov. 5, 2016 by No. 18/17 North Carolina, Bug Howard (120)
200+ Yards Receiving	Oct. 4, 2008 vs. Duke, Demaryius Thomas (230)	Dec. 29, 2005 by Utah, Travis Latendresse (214)
4 Touchdowns Scored	Oct. 29, 2016 vs. Duke, Justin Thomas (4)	Nov. 30, 2013 by Georgia (20T), Todd Gurley (4)
3 Touchdowns Rushing	Sept. 17, 2016 vs. Vanderbilt, Dedrick Mills (3)	Sept. 26, 2015 by Duke, Shaquille Powell (3)
3 Touchdowns Receiving	Sept. 11, 2004 vs. Clemson, Calvin Johnson (3)	Nov. 29, 2008 by Georgia, Mohamed Massaquoi (3)
4 Touchdowns Passing	Sept. 13, 2014 vs. Georgia Southern, Justin Thomas (4)	Nov. 14, 2013 by Clemson, Tajh Boyd (4)
Rushing and Receiving Touchdowns	Oct. 1, 2016 vs. No. 14 Miami, Dedrick Mills (2/1)	Nov. 21, 2015 by Miami, Mark Walton (2/1)
Rushing and Passing Touchdowns	Oct. 29, 2016 vs. Duke, Justin Thomas (2/2)	Nov. 12, 2016 by No. 18/22 Virginia Tech, Jerod Evans (2/1)
Passing and Receiving Touchdowns	Nov. 17, 2007 vs. North Carolina, Taylor Bennett (1/1)	Nov. 10, 1984 by North Carolina, Kevin Anthony (2/1)
4+ Field Goals	Dec. 5, 2009 vs. Clemson, Scott Blair (4-of-4)	Nov. 17, 2007 by North Carolina, Connor Barth (4-of-5)
3 Field Goals	Nov. 12 2016 at No. 18/22 Virginia Tech, Harrison Butker (3-of-3)	Oct. 8, 2016 by Pittsburgh, Chris Blewitt (3-of-3)
5 Field Goal Attempts	Sept. 1, 2007 vs. Notre Dame, Travis Bell (5)	Nov. 17, 2007 by North Carolina, Connor Barth (5)
Made a 50-yard Field Goal	Oct. 24, 2015 vs. Florida State, Harrison Butker (53)	Nov. 5, 2016 by No. 18/17 North Carolina, Nick Weiler (50)
Attempted a 60-yard Field Goal	Nov. 24, 2007 vs. North Carolina, Travis Bell (62/miss)	Nov. 17, 2007 by North Carolina, Connor Barth (63/miss)
10+ Punts	Sept. 15, 2007 vs. Boston College, Durant Brooks (10)	N/A
60-69 yard Punt	Sept. 14, 2013 at Duke, Sean Poole (66)	Nov. 12, 2015 by Virginia Tech, A.J. Hughes (60)
70-yard+ Punt	Nov. 17, 2007 vs. North Carolina, Durant Brooks (77)	Sept. 14, 2013 by Duke, Will Monday (72)
100+ Punt Return Yards	Aug. 31, 2002 vs. Vanderbilt, Kelley Rhino (5-110)	N/A
70-89 yard Punt Return	Sept. 10, 2009 vs. Clemson, Jerrard Tarrant (85 TD)	Sept. 14, 2002 by Clemson, Derrick Hamilton (79)
90-yard+ Kickoff Return	Oct. 8, 2016 at Pittsburgh, J.J. Green (96 TD)	Nov. 4, 2010 by Virginia Tech, David Wilson (90)
70-yard+ Interception Return	Aug. 31, 2013 vs. Elon, Tyler Marcordes (95)	Nov. 9, 2002 by Florida State, S. Samuels (82 TD)
15+ Tackles	Dec. 30, 2013 vs. Ole Miss, Jemea Thomas (15)	Oct. 31, 2015 by Virginia, Quin Blanding (15)
3.0+ Sacks	Nov. 30, 2013 vs. Georgia (20T), Jeremiah Attaochu (4.0)	Sept. 22, 2012 by Miami, Anthony Chickillo (3.0)
2+ Interceptions	Nov. 12, 2016 at No. 18/22 Virginia Tech, Lawrence Austin (2)	Oct. 26, 2013 by Virginia, Anthony Harris (2)
2+ Fumble Recoveries	Oct. 25, 2014 at Pittsburgh, Quayshawn Nealy (2)	N/A
2+ Forced Fumbles	Dec. 30, 2013 vs. Ole Miss, D.J. White (2)	Sept. 26, 2015 by Duke, Jeremy Cash (2)

TWO PLAYERS

	GEORGIA TECH	OPPONENT
2 100-yard Rushers	Nov. 12, 2016 at No. 18/22 Virginia Tech Marcus Marshall (143) and Matthew Jordan (121)	Nov. 28, 2009 by Georgia Ealey (183) and King (166)
2 100-yard Receivers	Sept. 10, 2005 vs. North Carolina Bilbo (131) and Calvin Johnson (114)	Nov. 14, 2013 by Clemson Bryant (176) and Watkins (104)
100-yard Rusher/100-yard Receiver	Nov. 14, 2013 at Clemson Robert Godhigh (126/103)	Nov. 5, 2016 by No. 18/17 North Carolina Elijah Hood (168) and Bug Howard (120)
250 Combined Yards Rushing	Nov. 12, 2016 at No. 18/22 Virginia Tech Matthew Jordan and Marcus Marshall (264)	Nov. 28, 2009 by Georgia Ealey and King (349)
250 Combined Yards Receiving	Jan. 1, 2007 vs. West Virginia C. Johnson and J. Johnson (254)	Nov. 14, 2013 by Clemson Bryant and Watkins (280)
20 Combined Receptions	Nov. 10, 2001 at Virginia Glover and Watkins (21)	Oct. 26, 2013 by Virginia Jenning and Tim Smith (23)

CAREER HIGHS

GRANT AASEN

Punt Attempts: 1 vs. Mercer, Sept. 10, 2016
Longest Punt: 42 yards vs. Mercer, Sept. 10, 2016

BRANDON ADAMS

Tackles: 2 vs. Vanderbilt, Sept. 17, 2016
Solo Tackles: 2 vs. Vanderbilt, Sept. 17, 2016
Tackles for Loss: 0.5 at No. 18/17 North Carolina, Nov. 5, 2016

VICTOR ALEXANDER

Tackles: 5 vs. Tulane, Sept. 12, 2015
Solo Tackles: 4 vs. Tulane, Sept. 12, 2015
Tackles for Loss: 1.0, twice - last vs. No. 5/3 Clemson, Sept. 22, 2016

CHASE ALFORD

Tackles: 6 vs. Georgia Southern, Oct. 15, 2016
Solo Tackles: 6 vs. Georgia Southern, Oct. 15, 2016
Tackles for Loss: 1.5 vs. No. 18/17 North Carolina, Nov. 5, 2016
Quarterback Hurries: 2 vs. Vanderbilt, Sept. 17, 2016
Rushing Yards: 21 vs. Mercer, Sept. 10, 2016

MARCUS ALLEN

Rushing Attempts: 16 at Virginia Tech, Nov. 12, 2015
Rushing Yards: 75 yards at Virginia Tech, Nov. 12, 2015
Rushing Touchdowns: 1, twice — last at Virginia Tech, Nov. 12, 2015
Longest Rush: 17 yards vs. Tulane, Sept. 12, 2015
Receptions: 1 vs. North Carolina, Oct. 3, 2015
Receiving Yards: 6 yards vs. North Carolina, Oct. 3, 2015
Longest Reception: 6 yards vs. North Carolina, Oct. 3, 2015

LANCE AUSTIN

Tackles: 10 at Pittsburgh, Oct. 8, 2016
Solo Tackles: 8 at Pittsburgh, Oct. 8, 2016
Pass Breakups: 2, four times - last at No. 18/22 Virginia Tech, Nov. 12, 2016
Interceptions: 1 vs. No. 5/3 Clemson, Sept. 22, 2016
Fumble Recoveries: 1 at No. 18/22 Virginia Tech, Nov. 12, 2016
Kickoff Returns: 3 vs. Duke, Oct. 29, 2016
Kickoff Return Yards: 38 yards vs. Duke, Oct. 29, 2016
Longest Kick Return: 14 yards vs. Duke, Oct. 29, 2016

LAWRENCE AUSTIN

Tackles: 12 vs. No. 5/3 Clemson, Sept. 22, 2016
Solo Tackles: 7 vs. No. 5/3 Clemson, Sept. 22, 2016
Tackles for Loss: 1.0 at North Carolina, Oct. 3, 2015
Forced Fumbles: 1, twice - last at No. 18/22 Va. Tech, Nov. 12, 2016
Pass Breakups: 1, three times — last at Georgia, Nov. 28, 2015
Interceptions: 2 at No. 18/22 Virginia Tech, Nov. 12, 2016

DESMOND BRANCH

Tackles: 1, twice - last at No. 18/22 Virginia Tech, Nov. 12, 2016
Solo Tackles: 1, twice - last at No. 18/22 Virginia Tech, Nov. 12, 2016
Quarterback Hurries: 1 vs. Vanderbilt, Sept. 17, 2016

RYAN BRASWELL

Rushing Attempts: 3 vs. Tulane, Sept. 12, 2015
Rushing Yards: 5 yards vs. Tulane, Sept. 12, 2015
Longest Rush: 3 yards vs. Tulane, Sept. 12, 2015

HARRISON BUTKER

Field Goals Made: 3, three times — last at No. 18/22 Va. Tech, Nov. 12, 2016
Long Field Goal: 53 yards, twice — last vs. Florida State, Oct. 24, 2015
PATs Made: 9, twice — last vs. Tulane, Sept. 12, 2015
Points Scored: 12 points at No. 18/22 Virginia Tech, Nov. 12, 2016
Kickoff Touchbacks: 8 vs. Alcorn State, Sept. 3, 2015

CHRISTIAN CAMPBELL

Tackles: 1 vs. No. 5/3 Clemson, Sept. 22, 2016
Solo Tackles: N/A

KYLE CERGE-HENDERSON

Tackles: 5 vs. Virginia Tech, Nov. 12, 2015
Solo Tackles: 3 vs. No. 14 Miami (Fla.), Oct. 1, 2016
Tackles for Loss: 0.5 at Virginia, Oct. 31, 2015
Fumble Recoveries: 1 vs. Boston College, Sept. 3, 2016
Quarterback Hurries: 2 vs. Georgia Southern, Oct. 15, 2016
Blocked Kicks: 1 vs. Mercer, Sept. 10, 2016 (field goal)

NATHAN COTTRELL

Rushing Attempts: 1 vs. Mercer, Sept. 10, 2016
Rushing Yards: 6 yards vs. Mercer, Sept. 10, 2016
Longest Rush: 6 yards vs. Mercer, Sept. 10, 2016
Kickoff Returns: 2 at No. 18/17 North Carolina, Nov. 5, 2016
Kickoff Return Yards: 39 yards at No. 18/17 N. Carolina, Nov. 5, 2016
Longest Kick Return: 22 yards at No. 18/17 N. Carolina, Nov. 5, 2016
Fumble Recoveries: 1 at No. 18/22 Virginia Tech, Nov. 12, 2016

DAVID CURRY

Tackles: 3, twice - last at No. 18/22 Virginia Tech, Nov. 12, 2016
Solo Tackles: 2 at No. 18/22 Virginia Tech, Nov. 12, 2016

P.J. DAVIS

Tackles: 14 at North Carolina, Oct. 18, 2014
Solo Tackles: 11 at North Carolina, Oct. 18, 2014
Tackles for Loss: 3.0 at Pitt, Oct. 25, 2014
Sacks: 1.0, six times — last vs. North Carolina, Oct. 3, 2015
Interceptions: 1 at Virginia Tech, Sept. 20, 2014
Pass Breakups: 1 vs. Elon, Aug. 31, 2013
Forced Fumbles: 2 at Pittsburgh, Oct. 25, 2014
Fumble Recoveries: 1 at Miami (Fla.), Oct. 5, 2013
Quarterback Hurries: 2 at Notre Dame, Sept. 19, 2015

SHAWN DAVIS

Kickoff Touchbacks: 1 vs. Mercer, Sept. 10, 2016

MEIKO DOTSON

Tackles: 1 vs. Duke, Oct. 29, 2016
Solo Tackles: 1 vs. Duke, Oct. 29, 2016

STEP DURHAM

Tackles: 5, twice - last at No. 18/22 Virginia Tech, Nov. 12, 2016
Solo Tackles: 5 at No. 18/22 Virginia Tech, Nov. 12, 2016
Pass Breakups: 2 vs. Boston College, Sept. 3, 2016
Fumble Recoveries: 1 vs. Duke, Oct. 29, 2016

KeSHUN FREEMAN

Tackles: 7 vs. Florida State, Oct. 24, 2015
Solo Tackles: 6 vs. Duke, Oct. 11, 2014
Tackles for Loss: 2.0 at North Carolina, Oct. 18, 2014
Sacks: 1, five times — last vs. Florida State, Oct. 24, 2015
Pass Breakups: 1, three times — last vs. Ga. Southern, Oct. 15, 2016
Fumble Recoveries: 1, twice — last at Duke, Sept. 26, 2015
Forced Fumbles: 1, twice — last vs. Alcorn State, Sept. 3, 2015
Quarterback Hurries: 3 vs. Georgia Southern, Oct. 15, 2016
Blocked Kicks: 1 vs. Virginia, Nov. 1, 2014 (punt)

PATRICK GAMBLE

Tackles: 9 at Virginia, Oct. 31, 2015
Solo Tackles: 4, four times - last vs. Duke, Oct. 29, 2016
Tackles for Loss: 2.5 at Pittsburgh, Oct. 8, 2016
Sacks: 1.5 at No. 18/22 Virginia Tech, Nov. 12, 2016
Pass Breakups: 1, three times - last at Miami (Fla.), Nov. 21, 2015
Forced Fumbles: 1, three times - last at No. 18/22 Va. Tech, Nov. 12, 2016
Fumble Recoveries: 1 at Clemson, Oct. 10, 2015
Quarterback Hurries: 1, four times - last at No. 18/22 Va. Tech, Nov. 12, 2016
Blocked Kicks: 1 vs. Florida State, Oct. 24, 2015 (field goal)

BRENTAVIOUS GLANTON

Tackles: 2 vs. Georgia Southern, Oct. 15, 2016
Solo Tackles: 2 vs. Georgia Southern, Oct. 15, 2016
Tackles for Loss: 1.0 vs. Vanderbilt, Sept. 17, 2016
Sacks: 1.0 vs. Vanderbilt, Sept. 17, 2016

A.J. GRAY

Tackles: 9, twice - last at No. 18/17 North Carolina, Nov. 5, 2016
Solo Tackles: 8, twice - last at No. 18/17 North Carolina, Nov. 5, 2016
Tackles for Loss: 3.0 vs. Georgia Southern, Oct. 15, 2016
Pass Breakups: 1 at No. 18/17 North Carolina, Nov. 5, 2016
Interceptions: 1 at Duke, Sept. 26, 2015
Forced Fumbles: 1 vs. Duke, Oct. 29, 2016
Fumble Recoveries: 1 vs. Alcorn State, Sept. 3, 2015

J.J. GREEN

Rushing Attempts: 5 vs. No. 14 Miami (Fla.), Oct. 1, 2016
Rushing Yards: 40 yards vs. No. 14 Miami (Fla.), Oct. 1, 2016
Rushing Touchdowns: 1 at Pittsburgh, Oct. 8, 2016
Longest Rush: 23 yards vs. Vanderbilt, Sept. 17, 2016
Receptions: 1, twice - last vs. Duke, Oct. 29, 2016
Receiving Yards: 18 yards vs. Duke, Oct. 29, 2016
Longest Reception: 18 yards vs. Duke, Oct. 29, 2016
Kickoff Returns: 4 at Pittsburgh, Oct. 8, 2016
Kickoff Return Yards: 151 yards at Pittsburgh, Oct. 8, 2016
Longest Kick Return: 96 yards at Pittsburgh, Oct. 8, 2016
Touchdown Returns: 1 at Pittsburgh, Oct. 8, 2016

COREY GRIFFIN

Tackles: 12 at No. 18/17 North Carolina, Nov. 5, 2016
Solo Tackles: 10 vs. Georgia Southern, Oct. 15, 2016
Tackles for Loss: 3.0 vs. Georgia Southern, Oct. 15, 2016
Sacks: 1.0 vs. Georgia Southern, Oct. 15, 2016
Pass Breakups: 1, three times - last vs. Vanderbilt, Sept. 17, 2016
Interceptions: 1, twice - vs. Boston College, Sept. 3, 2016
Fumble Recoveries: 1 vs. Duke, Oct. 29, 2016

LYNN GRIFFIN

Rushing Attempts: 6 vs. Georgia, Nov. 28, 2015
Rushing Yards: 67 yards at Miami (Fla.), Nov. 21, 2015
Longest Rush: 27 yards at Miami (Fla.), Nov. 21, 2015
Tackles: 6 vs. Alcorn State, Sept. 3, 2015
Tackles for Loss: 1.0 vs. Alcorn State, Sept. 3, 2015
Kickoff Returns: 3 at Miami, Oct. 5, 2013
Kickoff Return Yards: 80 yards at Virginia, Oct. 26, 2013
Longest Kickoff Return: 59 yards at Virginia, Oct. 26, 2013

TRE' JACKSON

Tackles: 2 vs. Vanderbilt, Sept. 17, 2016
Solo Tackles: 2 vs. Vanderbilt, Sept. 17, 2016
Tackles for Loss: 1.0 vs. Vanderbilt, Sept. 17, 2016
Pass Breakups: 1 vs. Vanderbilt, Sept. 17, 2016

RICKY JEUNE

Receptions: 5 at Virginia, Oct. 31, 2015
Receiving Yards: 103 yards at Virginia, Oct. 31, 2015
Touchdown Receptions: 1, five times — last at Pittsburgh, Oct. 8, 2016
Longest Reception: 58 yards at Virginia Tech, Nov. 12, 2015
Rushing Attempts: 1 at North Carolina, Nov. 5, 2016
Rushing Yards: 40 at North Carolina, Nov. 5, 2016
Longest Rush: 40 at North Carolina, Nov. 5, 2016

JALEN JOHNSON

Tackles: 3 vs. Vanderbilt, Sept. 17, 2016
Solo Tackles: 2, twice - last vs. No. 14 Miami (Fla.), Oct. 1, 2016

MATTHEW JORDAN

Completions: 4 at Miami (Fla.), Nov. 21, 2015
Pass Attempts: 8 at Miami (Fla.), Nov. 21, 2015
Passing Yards: 77 yards vs. Vanderbilt, Sept. 17, 2016
Passing Touchdowns: 1, twice - last vs. Vanderbilt, Sept. 17, 2016
Longest Pass: 77 yards vs. Vanderbilt, Sept. 17, 2015
Rushing Attempts: 32 at No. 18/22 Virginia Tech, Nov. 12, 2016
Rushing Yards: 121 yards at No. 18/22 Virginia Tech, Nov. 12, 2016
Rushing Touchdowns: 2, twice - last at No. 18/22 Va. Tech, Nov. 12, 2016
Longest Rush: 65 yards vs. Tulane, Sept. 12, 2015

SHAUN KAGAWA

Tackles: 2 vs. Mercer, Sept. 10, 2016
Solo Tackles: 2 vs. Mercer, Sept. 10, 2016
Fumble Recoveries: 1 vs. Alcorn State, Sept. 3, 2015

FRANCIS KALLON

Tackles: 5 vs. Alcorn State, Sept. 3, 2015
Solo Tackles: 3 vs. Alcorn State, Sept. 3, 2015
Tackles for Loss: 1.0, twice - last at No. 18/22 Virginia Tech, Nov. 12, 2016
Sacks: 1.0 at No. 18/22 Virginia Tech, Nov. 12, 2016
Forced Fumbles: 1 vs. Alcorn State, Sept. 3, 2015
Quarterback Hurries: 1 vs. No. 5/3 Clemson, Sept. 22, 2016

CAREER HIGHS

MIKELL LANDS-DAVIS

Rushing Attempts: 5 at Virginia, Oct. 31, 2015
Rushing Yards: 12 yards vs. North Carolina, Oct. 3, 2015
Longest Rush: 11 yards at Clemson, Oct. 10, 2015
Receptions: 2, three times — last vs. Florida State, Oct. 24, 2015
Receiving Yards: 37 yards at Clemson, Oct. 10, 2015
Touchdown Receptions: 1 vs. North Carolina, Oct. 3, 2015
Longest Reception: 26 yards at Clemson, Oct. 10, 2015
Kickoff Returns: 1 vs. Florida State, Oct. 24, 2015
Kickoff Return Yards: 1 yard vs. Florida State, Oct. 24, 2015
Longest Kick Return: 1 yard vs. Florida State, Oct. 24, 2015

TERRELL LEWIS

Tackles: 8 vs. Duke, Oct. 29, 2016
Solo Tackles: 7 vs. Duke, Oct. 29, 2016
Tackles For Loss: 1.0, three times - last vs. Duke, Oct. 29, 2016
Forced Fumbles: 1 at No. 18/22 Virginia Tech, Nov. 12, 2016
Pass Breakups: 1 vs. Duke, Oct. 29, 2016
Quarterback Hurries: 1, twice - last at Pittsburgh, Oct. 8, 2016

CLINTON LYNCH

Rushing Attempts: 8, twice — last vs. Georgia, Nov. 28, 2015
Rushing Yards: 78 yards vs. Georgia, Nov. 28, 2015
Rushing Touchdowns: 1, six times — last at Pittsburgh, Oct. 8, 2016
Longest Rush: 49 yards at Virginia, Oct. 31, 2015
Receptions: 3, three times — last vs. Duke, Oct. 29, 2016
Receiving Yards: 91 yards vs. Duke, Oct. 29, 2016
Touchdown Receptions: 2, twice — last vs. Duke, Oct. 29, 2016
Longest Reception: 83 yards at No. 18/17 N. Carolina, Nov. 5, 2016

ANDREW MARSHALL

Tackles: 1, twice - last vs. No. 5/3 Clemson, Sept. 22, 2016

MARCUS MARSHALL

Rushing Attempts: 19 at No. 18/22 Virginia Tech, Nov. 12, 2016
Rushing Yards: 184 yards vs. Alcorn State, Sept. 3, 2015
Rushing Touchdowns: 2, twice — last at Pitt, Oct. 17, 2015
Longest Rush: 64 yards vs. Alcorn State, Sept. 3, 2015
Receptions: 1, five times — last vs. No. 5/3 Clemson, Sept. 22, 2016
Receiving Yards: 81 yards vs. Vanderbilt, Sept. 17, 2016
Longest Reception: 81 yards vs. Vanderbilt, Sept. 17, 2016
Kickoff Returns: 3 vs. Georgia, Nov. 28, 2015
Kickoff Return Yards: 56 yards at Virginia, Oct. 31, 2015
Longest Kickoff Return: 29 yards at Virginia, Oct. 31, 2015

TAQUON MARSHALL

Completions: 1 vs. Vanderbilt, Sept. 17, 2016
Pass Attempts: 1 vs. Vanderbilt, Sept. 17, 2016
Passing Yards: 9 yards vs. Vanderbilt, Sept. 17, 2016
Rushing Attempts: 5 vs. Vanderbilt, Sept. 17, 2016
Rushing Yards: 18 yards vs. Alcorn State, Sept. 3, 2015
Longest Rush: 18 yards vs. Alcorn State, Sept. 3, 2015
Rushing Touchdowns: 1 vs. Mercer, Sept. 10, 2016
Receptions: 1, three times — last at Duke, Sept. 26, 2015
Receiving Yards: 35 yards vs. Tulane, Sept. 12, 2015
Longest Reception: 35 yards vs. Tulane, Sept. 12, 2015
Touchdown Receptions: 1 vs. Tulane, Sept. 12, 2015

AUSTIN McCLELLAN

Rushing Attempts: 3 vs. North Carolina, Oct. 3, 2015
Rushing Yards: 26 yards vs. North Carolina, Oct. 3, 2015
Longest Rush: 14 yards vs. North Carolina, Oct. 3, 2015

TYLER MERRIWEATHER

Tackles: 2 at No. 18/17 North Carolina, Nov. 5, 2016
Solo Tackles: 1, three times - last vs. Vanderbilt, Sept. 17, 2016
Tackles for a Loss: 0.5 at No. 18/17 North Carolina, Nov. 5, 2016

ANTONIO MESSICK

Receptions: 1 at NC State, Nov. 8, 2014
Receiving Yards: 16 yards at NC State, Nov. 8, 2014
Touchdown Receptions: 1 at NC State, Nov. 8, 2014
Longest Reception: 16 yards at NC State, Nov. 8, 2014
Kickoff Returns: 1 at Duke, Sept. 26, 2015
Longest Kickoff Return: 13 yards at Duke, Sept. 26, 2015

DEDRICK MILLS

Rushing Attempts: 19, twice - last at No. 18/17 North Carolina, Nov. 5, 2016
Rushing Yards: 132 yards at No. 18/17 North Carolina, Nov. 5, 2016
Rushing Touchdowns: 3 vs. Vanderbilt, Sept. 17, 2016
Longest Rush: 39 yards at No. 18/17 North Carolina, Nov. 5, 2016
Receptions: 1, twice - last vs. No. 14 Miami (Fla.), Oct. 1, 2016
Receiving Yards: 9 yards vs. No. 14 Miami (Fla.), Oct. 1, 2016
Touchdown Receptions: 1 vs. No. 14 Miami (Fla.), Oct. 1, 2016
Longest Reception: 9 yards vs. No. 14 Miami (Fla.), Oct. 1, 2016

BRANT MITCHELL

Tackles: 10 at No. 18/22 Virginia Tech, Nov. 12, 2016
Solo Tackles: 7 vs. Duke, Oct. 29, 2016
Tackles For Loss: 1.0, five times — last vs. Duke, Oct. 29, 2016
Sacks: 1.0 vs. Georgia, Nov. 28, 2015
Interceptions: 1, twice — last vs. Virginia Tech, Nov. 12, 2015
Pass Breakups: 1 at Pittsburgh, Oct. 8, 2016
Fumble Recoveries: 1 at Pittsburgh, Oct. 8, 2016
Quarterback Hurries: 1, twice - last at No. 18/17 N. Carolina, Nov. 5, 2016

CHRISTIAN PHILPOTT

Receptions: 1 vs. Vanderbilt, Sept. 17, 2016
Receiving Yards: 9 yards vs. Vanderbilt, Sept. 17, 2016
Longest Reception: 9 yards vs. Vanderbilt, Sept. 17, 2016

RYAN RODWELL

Punt Attempts: 8 vs. No. 5/3 Clemson, Sept. 22, 2016
Highest Punt Avg. (min. 2 att.): 50.0 yards at No. 18/17 North Carolina, Nov. 5, 2016
Longest Punt: 59 yards at Clemson, Oct. 10, 2015
50+ Yard Punts: 2, twice — last at Miami (Fla.), Nov. 21, 2015
Punts Downed Inside 20: 4, twice - last at No. 18/22 Virginia Tech, Nov. 12, 2016

ROD ROOK-CHUNGONG

Tackles: 6 vs. Boston College, Sept. 3, 2016
Solo Tackles: 4, three times - last at No. 18/22 Va. Tech, Nov. 12, 2016
Tackles For Loss: 3.0 vs. Georgia Southern, Oct. 15, 2016
Sacks: 1.0 vs. Mississippi State, Dec. 31, 2014
Interceptions: 1 at Virginia, Oct. 31, 2015
Pass Breakups: 1, twice — last vs. Virginia Tech, Nov. 12, 2015
Fumble Recoveries: 1 vs. Mississippi State, Dec. 31, 2014
Quarterback Hurries: 2 vs. Mercer, Sept. 10, 2016
Blocked Kicks: 1 vs. Boston College, Sept. 3, 2016 (field goal)

ANREE SAINT-AMOUR

Tackles: 3, three times - last at No. 18/22 Va. Tech, Nov. 12, 2016
Solo Tackles: 3, twice - last at No. 18/22 Va. Tech, Nov. 12, 2016
Tackles For Loss: 2.0, twice - last at No. 18/22 Va. Tech, Nov. 12, 2016
Sacks: 2.0 at No. 18/22 Virginia Tech, Nov. 12, 2016
Fumble Recoveries: 1, twice — last vs. Boston College, Sept. 3, 2016
Quarterback Hurries: 1, three times - last vs. Ga. Southern, Oct. 15, 2016

QUA SEARCY

Rushing Attempts: 7, twice - last at No. 18/17 N. Carolina, Nov. 5, 2016
Rushing Yards: 91 yards vs. Mercer, Sept. 10, 2016
Rushing Touchdowns: 1 vs. Tulane, Sept. 12, 2015
Longest Rush: 31 yards, twice - last vs. Mercer, Sept. 10, 2016
Receptions: 3 vs. Boston College, Sept. 3, 2016
Receiving Yards: 60 yards vs. Boston College, Sept. 3, 2016
Touchdown Receptions: 1 vs. Tulane, Sept. 12, 2015
Longest Reception: 36 yards vs. Boston College, Sept. 3, 2016
Punt Returns: 1 vs. Alcorn State, Sept. 3, 2015

ANTONIO SIMMONS

Tackles: 6 at Pittsburgh, Oct. 8, 2016
Solo Tackles: 4, twice - last at Pittsburgh, Oct. 8, 2016
Tackles For Loss: 2.0 vs. Boston College, Sept. 3, 2016
Sacks: 1.0, twice — last vs. Boston College, Sept. 3, 2016
Pass Breakups: 1 vs. North Carolina, Oct. 3, 2015
Forced Fumble: 1, twice — last vs. Boston College, Sept. 3, 2016
Quarterback Hurries: 3 vs. No. 14 Miami (Fla.), Oct. 1, 2016

LAMONT SIMMONS

Tackles: 4 vs. No. 5/3 Clemson, Sept. 22, 2016
Solo Tackles: 3 vs. No. 5/3 Clemson, Sept. 22, 2016
Pass Breakups: 1 vs. No. 5/3 Clemson, Sept. 22, 2016
Forced Fumbles: 1 vs. No. 5/3 Clemson, Sept. 22, 2016

BRAD STEWART

Receptions: 3, three times - last vs. Duke, Oct. 29, 2016
Receiving Yards: 70 yards vs. Duke, Oct. 29, 2016
Longest Reception: 50 yards vs. Duke, Oct. 29, 2016
Rushing Attempts: 1, twice - last at Pittsburgh, Oct. 8, 2016
Punt Returns: 2, three times - last at No. 18/22 Va. Tech, Nov. 12, 2016
Punt Return Yards: 43 yards vs. No. 14 Miami (Fla.), Oct. 1, 2016
Long Punt Return: 26 yards vs. No. 14 Miami (Fla.), Oct. 1, 2016

BRADY SWILLING

Rushing Attempts: 7 vs. Alcorn State, Sept. 3, 2015
Rushing Yards: 49 yards vs. Tulane, Sept. 12, 2015
Rushing Touchdowns: 1 vs. Alcorn State, Sept. 3, 2015
Longest Rush: 27 yards vs. Tulane, Sept. 12, 2015

JUSTIN THOMAS

Completions: 13 at Virginia, Oct. 31, 2015
Pass Attempts: 31 at Virginia, Oct. 31, 2015
Passing Yards: 282 yards vs. Wofford, Aug. 30, 2014
Passing Touchdowns: 4 vs. Georgia Southern, Sept. 13, 2014
Longest Pass: 83 yards at No. 18/17 North Carolina, Nov. 5, 2016
Rushing Attempts: 24 at Duke, Sept. 26, 2015
Rushing Yards: 195 yards vs. Duke, Oct. 29, 2016
Rushing Touchdowns: 3 vs. Mississippi State, Dec. 31, 2014
Longest Rush: 82 yards vs. Duke, Oct. 29, 2016
Passing Efficiency: 276.97 vs. Duke, Oct. 29, 2016

DORIAN WALKER

Tackles: 1, three times - last at No. 18/22 Virginia Tech, Nov. 12, 2016
Solo Tackles: 1 at Pittsburgh, Oct. 8, 2016
Interceptions: 1 vs. Vanderbilt, Sept. 17, 2016

QUAIDE WEIMERSKIRCH

Rushing Attempts: 1 vs. Mercer, Sept. 10, 2016

ISIAH WILLIS

Rushing Attempts: 9 vs. North Carolina, Oct. 3, 2015
Rushing Yards: 40 yards vs. North Carolina, Oct. 3, 2015
Rushing Touchdowns: 1 vs. Alcorn State, Sept. 3, 2015
Longest Rush: 14 yards, twice — last vs. Florida State, Oct. 24, 2015
Receptions: 2, twice — last vs. Virginia Tech, Nov. 12, 2015
Receiving Yards: 40 yards vs. North Carolina, Oct. 3, 2015
Longest Reception: 40 yards vs. North Carolina, Oct. 3, 2015



	GEORGIA TECH	17
	1-0, 1-0	
	BOSTON COLLEGE	14
	0-1, 0-1	

Game 1 • Sept. 3, 2016 • Dublin, Ireland. • Aviva Stadium (40,562)

SCORING SUMMARY

	1	2	3	4	F
Georgia Tech	7	0	0	10	17
Boston College	0	0	7	7	14

1st	3:11	GT	Matthew Jordan 3 yd run (Harrison Butker kick), 11-59, 6:50	GT 7, BC 0
3rd	13:00	BC	Jon Hilliman 73 yd run (Colton Lichtenberg kick), 1-73, :13	GT 7, BC 7
4th	11:46	BC	Patrick Towles 6 yd run (Colton Lichtenberg kick), 9-63, 4:05	BC 14, GT 7
	5:57	GT	Harrison Butker 40 yd field goal, 11-46, 5:49	BC 14, GT 10
	:35	GT	Dedrick Mills 4 yd run (Harrison Butker kick), 11-59, 2:58	GT 17, BC 14

TEAM STATISTICS

	GT	BC
First Downs.....	12	15
Rushes-Yards.....	44-119	37-176
Passing Yards.....	119	144
Pass Att-Comp-Int.....	8-15-0	11-17-1
Total Offense.....	238	320
Fumbles-Lost.....	1-1	2-2
Penalties-Yards.....	3-28	7-39
Punts-Yards (Avg./Net).....	5-187 (37.4/30.2)	3-107 (35.7/30.7)
Kickoffs-Yards (Avg./Net).....	4-260 (65.0/40.0)	3-182 (60.7/33.7)
Punt Returns (No.-Yds.-TD).....	1-15-0	2-36-0
Kickoff Returns (No.-Yds.-TD).....	2-56-0	0-0-0
Interceptions (No.-Yds.-TD).....	1-11-0	0-0-0
Fumble Returns (No.-Yds.-TD).....	0-0-0	0-0-0
Time of Possession.....	30:18	29:42
Third-Down Conversions.....	6-of-14	6-of-14
Fourth-Down Conversions.....	2-of-2	0-of-0
Red-Zone Scores-Chances.....	3-3	1-3
Sacks By (No.-Yds.).....	1-4	1-9
Field Goals.....	1-1	0-2
Points of Turnovers.....	7	0

INDIVIDUAL STATISTICS

RUSHING: GT — Mills 18-68; M. Marshall 9-31; Thomas 10-16; Green 2-5; Jordan 1-3; Lynch 1-2; Team 1-(-2); Searcy 2-(-4). BC — Hilliman 17-102; Towles 9-27; Willis 6-24; Smith 1-9; Rouse 2-8; Walker 1-4; Jones 1-2.

PASSING: GT — Thomas 8-15-0, 119. BC — Towles 11-17-1, 144.

RECEIVING: GT — Searcy 3-60; Jeune 3-45; Stewart 2-14. BC — Callinan 4-53; Smith 3-26; Walker 2-35; Garrison 1-26; Rouse 1-4.

INTERCEPTIONS: GT — Griffin 1-11. BC — None.

FUMBLE RECOVERIES: GT — Cerge-Henderson, Saint-Amour. BC — Gutapfel.

FORCED FUMBLES: GT — A. Simmons. BC — Johnson.

TACKLES FOR LOSS: GT — A. Simmons 2.0-5; Lewis 1.0-1; Davis 0.5-1; Gray 0.5-1. BC — Strachan 4.0-13; Milano 2.0-12; Allen 1.0-2; Gutapfel 1.0-1.

SACKS: GT — A. Simmons 1.0-4. BC — Milano 1.0-9.

	MERCER	10
	0-2, 0-1	
	GEORGIA TECH	35
	2-0, 1-0	

Game 2 • Sept. 10, 2016 • Atlanta, Ga. • Bobby Dodd Stadium (49,992)

SCORING SUMMARY

	1	2	3	4	F
Mercer	7	0	3	0	10
Georgia Tech	7	14	7	7	35

1st	7:30	MER	Avery Ward 32 yd pass from John Russ (Cole Fisher kick), 9-75, 4:00	MER 7, GT 0
	3:02	GT	Justin Thomas 13 yd run (Harrison Butker kick), 8-65, 4:28	MER 7, GT 7
2nd	10:39	GT	Matthew Jordan 1 yd run (Harrison Butker kick), 11-80, 4:51	GT 14, MER 7
	1:17	GT	Marcus Marshall 10 yd run (Harrison Butker kick), 5-91, 1:38	GT 21, MER 7
3rd	6:40	MER	Cole Fisher 31 yd field goal, 17-61, 8:20	GT 21, MER 10
	0:25	GT	Matthew Jordan 1 yd run (Harrison Butker kick), 11-78, 6-10	GT 28, MER 10
4th	3:57	GT	TaQuon Marshall 11 yd run (Harrison Butker kick), 4-23, 1:57	GT 35, MER 10

TEAM STATISTICS

	MER	GT
First Downs.....	19	25
Rushes-Yards.....	28-85	52-364
Passing Yards.....	235	80
Pass Att-Comp-Int.....	25-40-0	5-10-0
Total Offense.....	320	444
Fumbles-Lost.....	0-0	3-2
Penalties-Yards.....	5-45	1-10
Punts-Yards (Avg./Net).....	4-183 (45.8/35.0)	1-42 (42.0/42.0)
Kickoffs-Yards (Avg./Net).....	3-189 (63.0/49.7)	6-390 (65.0/40.0)
Punt Returns (No.-Yds.-TD).....	0-0-0	2-23-0
Kickoff Returns (No.-Yds.-TD).....	0-0-0	2-40-0
Interceptions (No.-Yds.-TD).....	0-0-0	0-0-0
Fumble Returns (No.-Yds.-TD).....	0-0-0	0-0-0
Time of Possession.....	29:42	30:18
Third-Down Conversions.....	10-of-18	6-of-8
Fourth-Down Conversions.....	1-of-2	1-of-1
Red-Zone Scores-Chances.....	1-2	5-6
Sacks By (No.-Yds.).....	0-0	2-6
Field Goals.....	1-2	0-0
Points of Turnovers.....	7	0

INDIVIDUAL STATISTICS

RUSHING: MER — Lakes 10-30; Russ 8-24; Haynes 3-15; Kleckley 3-10; Davidson 1-2; Usher 2-2; Houzah 1-2. GT — Searcy 7-91; Thomas 7-69; M. Marshall 10-51; Jordan 12-44; Lynch 5-37; Alford 1-21; L. Griffin 3-20; T. Marshall 2-12; Allen 2-8; Cottrell 1-6; McClellan 1-5; Weimerskirch 1-0.

PASSING: MER — Russ 24-38-0, 225; Haynes 1-1-0, 10; Jones 0-1-0, 0. GT — Thomas 5-10-0, 80.

RECEIVING: MER — Irvin 7-65; Walker 5-41; Ward 3-65; Usher 3-21; Lakes 2-24; Brock 2-14; Houzah 2-4; Marshall 1-1. GT — Jeune 3-57; Searcy 1-12; Lands-Davis 1-11.



INTERCEPTIONS: MER — None. GT — None.



FUMBLE RECOVERIES: MER — Gurley, Jackson. GT — None.

FORCED FUMBLES: MER — Gurley.

TACKLES FOR LOSS: MER — Williams 1.0-8. GT — Gamble 1.0-4; Saint-Amour 1.0-2; Kallon 1.0-2; A. Simmons 1.0-1.

SACKS: MER — None. GT — Gamble 1.0-4; Saint-Amour 1.0-2

	VANDERBILT	7
	1-2, 0-1	
	GEORGIA TECH	38
	3-0, 1-0	

	NO. 5/3 CLEMSON	26
	4-0, 1-0	
	GEORGIA TECH	7
	3-1, 1-1	

Game 3 • Sept. 17, 2016 • Atlanta, Ga. • Bobby Dodd Stadium (41,916)

SCORING SUMMARY

	1	2	3	4	F
Vanderbilt	7	0	0	0	7
Georgia Tech	14	3	14	7	38

- 1st 14:40 GT Marcus Marshall 81 yd pass from Justin Thomas (Harrison Butker kick), 1-81, 0:14 GT 7, VU 0
- 9:20 VU Kaiija Lipscomb 10 yd pass from Kyle Shurmur (Tommy Openshaw kick), 11-75, 5:20 GT 7, VU 7
- 4:50 GT Dedrick Mills 15 yd run (Harrison Butker kick), 8-64, 4:21 GT 14, VU 7
- 2nd 0:21 GT Harrison Butker 41 yd field goal, 11-60, 2:24 GT 17, VU 7
- 3rd 6:02 GT Dedrick Mills 4 yd run (Harrison Butker kick), 10-72, 4:49 GT 24, VU 7
- 0:56 GT Dedrick Mills 5 yd run (Harrison Butker kick), 5-64, 2:46 GT 31, VU 7
- 4th 12:46 GT Clinton Lynch 77 yd pass from Matthew Jordan (Harrison Butker kick), 3-75, 1:21 GT 38, VU 7

TEAM STATISTICS

	VU	GT
First Downs.....	17	21
Rushes-Yards.....	30-85	46-289
Passing Yards.....	190	222
Pass Att-Comp-Int.....	20-31-1	8-17-1
Total Offense.....	275	511
Fumbles-Lost.....	0-0	1-0
Penalties-Yards.....	5-45	4-55
Punts-Yards (Avg./Net).....	8-321 (40.1/40.1)	4-170 (42.5/35.8)
Kickoffs-Yards (Avg./Net).....	2-125 (62.5/37.5)	7-450 (64.3/41.9)
Punt Returns (No.-Yds.-TD).....	1-7-0	0-0-0
Kickoff Returns (No.-Yds.-TD).....	3-57-0	2-50-0
Interceptions (No.-Yds.-TD).....	1-0-0	1-64-0
Fumble Returns (No.-Yds.-TD).....	0-0-0	0-0-0
Time of Possession.....	30:28	29:32
Third-Down Conversions.....	4-of-13	8-of-15
Fourth-Down Conversions.....	0-of-1	0-of-1
Red-Zone Scores-Chances.....	1-1	3-4
Sacks By (No.-Yds.).....	1-7	1-9
Field Goals.....	0-0	1-1
Points of Turnovers.....	0	0

INDIVIDUAL STATISTICS

RUSHING: VU — Webb 18-69; Blasingame 5-11; Rivers 2-6; Freebeck 1-2; Crawford 2-1; Shurmur 2-(-4); GT — Thomas 11-84; Lynch 3-77; Mills 14-58; Green 2-23; Searcy 2-12; Willis 1-11; McClellan 1-9; M. Marshall 3-8; L. Griffin 2-3; T. Marshall 5-2; Jordan 2-2.

PASSING: VU — Shurmur 17-26-1, 149; Freebeck 3-5-0, 41. GT — Thomas 6-13-0, 136; Jordan 1-2-1, 77; T. Marshall 1-1-0, 9; Team 0-1-0, 0.

RECEIVING: VU — Lipscomb 6-59; Scott 3-31; Pinkney 3-24; Sherfield 2-22; Webb 2-15; Duncan 1-22; Marcus 1-8; Rivers 1-7; Rayford 1-2. GT — Lynch 2-87; Searcy 2-25; M. Marshall 1-81; Stewart 1-16; Philipott 1-9; Mills 1-4.

INTERCEPTIONS: VU — Ferguson 1-0. GT — Walker 1-64.

FUMBLE RECOVERIES: VU — None. GT — None.

FORCED FUMBLES: VU — None. GT — None.

TACKLES FOR LOSS: VU — Odeyingbo 2.0-9; Cunningham 1.0-3; White 1.0-3; Butler 1.0-2; Ferguson 1.0-2. GT — Glanton 1.0-9; Jackson 1.0-1; Lewis 1.0-1; Gamble 0.5-0; Alexander 0.5-1.

SACKS: VU — Odeyingbo 1.0-7. GT — Glanton 1.0-9.

Game 4 • Sept. 22, 2016 • Atlanta, Ga. • Bobby Dodd Stadium (53,932)

SCORING SUMMARY

	1	2	3	4	F
Clemson	14	9	0	3	26
Georgia Tech	0	0	0	7	7

- 1st 11:25 CU Mike Williams 4 yd pass from Deshaun Watson (Greg Huegel kick), 9-75, 3:35 CU 7, GT 0
- 2:26 CU Wayne Gallman 1 yd run (Greg Huegel kick), 8-62, 2:43 CU 14, GT 0
- 2nd 2:00 CU TEAM safety, 10-72, 1:49 CU 16, GT 0
- 0:04 CU Jordan Leggett 9 yd pass from Deshaun Watson (Greg Huegel kick)
- 4th 13:21 GT Dedrick Mills 2 yd run (Harrison Butker kick), 11-89, 6:04 CU 23, GT 7
- 9:57 CU Greg Huegel 47 yd field goal, 4-(-2), 0:51 CU 26, GT 7

TEAM STATISTICS

	CU	GT
First Downs.....	24	11
Rushes-Yards.....	34-138	38-95
Passing Yards.....	304	29
Pass Att-Comp-Int.....	32-48-1	4-14-1
Total Offense.....	442	124
Fumbles-Lost.....	1-0	1-0
Penalties-Yards.....	10-80	2-15
Punts-Yards (Avg./Net).....	6-232 (38.7/36.0)	8-312 (39.0/36.9)
Kickoffs-Yards (Avg./Net).....	5-284 (56.8/44.6)	3-205 (68.3/44.0)
Punt Returns (No.-Yds.-TD).....	3-17-0	1-16-0
Kickoff Returns (No.-Yds.-TD).....	1-23-0	1-11-0
Interceptions (No.-Yds.-TD).....	1-8-0	1-0-0
Fumble Returns (No.-Yds.-TD).....	0-0-0	0-0-0
Time of Possession.....	31:36	28:24
Third-Down Conversions.....	10-of-18	2-of-12
Fourth-Down Conversions.....	0-of-0	0-of-1
Red-Zone Scores-Chances.....	3-6	1-1
Sacks By (No.-Yds.).....	3-30	1-5
Field Goals.....	1-2	0-0
Points of Turnovers.....	3	0

INDIVIDUAL STATISTICS

RUSHING: CU — Gallman 17-59; Watson 12-36; Choice 4-26; McCloud 1-17. GT — Mills 16-75; Marshall 5-20; Lynch 2-16; Willis 2-10; Green 2-3; Searcy 1-(-4); Thomas 10-(-25).

PASSING: CU — Watson 32-48-1, 304. GT — Thomas 4-13-0, 29; Mills 0-1-1, 0.

RECEIVING: CU — McCloud 8-101; Williams 6-61; Powell 5-44; Leggett 4-31; Gallman 3-22; Scott 3-14; Thompson 1-25; Choice 1-5; Cain 1-1. GT — Stewart 1-26; Jeune 1-6; Marshall 1-0; Lynch 1-(-3).

INTERCEPTIONS: CU — Smith 1-8. GT — Lance Austin 1-0.

FUMBLE RECOVERIES: CU — None. GT — None.

FORCED FUMBLES: CU — None. GT — L. Simmons.

TACKLES FOR LOSS: CU — Carter 2.0-20; O'Daniel 2-8; C. Watkins 1.0-7; Joseph 1.0-4; Wilkins 1.0-4. GT — Gamble 1.0-5; Mitchell 1.0-2; Alford 1.0-1; Alexander 1.0-1; Freeman 1.0-1.

SACKS: CU — Carter 1.0-16; O'Daniel 1.0-7; C. Watkins 1.0-7. GT — Gamble 1.0-5.



	NO. 14/14 MIAMI	35
	4-0, 1-0	
	GEORGIA TECH	21
	3-2, 1-2	

Game 5 • Oct. 1, 2016 • Atlanta, Ga. • Bobby Dodd Stadium (53,047)

SCORING SUMMARY

	1	2	3	4	F
Miami	7	21	7	0	35
Georgia Tech	0	14	7	0	21

1st	6:17	UM	Joe Yearby 27 yd run (Michael Badgley kick), 8-85, 2:53	UM 7, GT 0
2nd	14:54	GT	Dedrick Mills 7 yd run (Harrison Butker kick), 11-75, 6:23	UM 7, GT 7
	6:42	UM	Mark Walton 14 yd run (Michael Badgley kick), 9-90, 3:11	UM 14, GT 7
	5:50	UM	Shaquille Quarterman 17 yd fumble recovery (Michael Badgley kick)	UM 21, GT 7
	5:04	UM	Joe Jackson 18 yd fumble recovery (Michael Badgley kick)	UM 28, GT 7
	0:47	GT	Dedrick Mills 9 yd pass from Justin Thomas (Harrison Butker kick), 9-75, 4:17	UM 28, GT 14
3rd	5:01	GT	Dedrick Mills 1 yd run (Harrison Butker kick), 9-65, 5:20	UM 28, GT 21
	3:28	UM	Stacy Coley 31 yd pass from Brad Kaaya (Michael Badgley kick), 4-75, 1:33	UM 35, GT 21

TEAM STATISTICS

	UM	GT
First Downs.....	18	22
Rushes-Yards.....	27-114	54-267
Passing Yards.....	241	94
Pass Att-Comp-Int.....	13-19-0	11-19-1
Total Offense.....	355	361
Fumbles-Lost.....	0-0	3-2
Penalties-Yards.....	4-39	4-41
Punts-Yards (Avg./Net).....	6-239 (39.8/32.7)	5-208 (41.6/40.6)
Kickoffs-Yards (Avg./Net).....	6-390 (65.0/40.0)	4-260 (65.0/40.0)
Punt Returns (No.-Yds.-TD).....	1-5-0	2-43-0
Kickoff Returns (No.-Yds.-TD).....	0-0-0	0-0-0
Interceptions (No.-Yds.-TD).....	1-2-0	0-0-0
Fumble Returns (No.-Yds.-TD).....	2-35-2	0-0-0
Time of Possession.....	20:06	39:54
Third-Down Conversions.....	1-of-7	3-of-12
Fourth-Down Conversions.....	0-of-0	2-of-4
Red-Zone Scores-Chances.....	1-1	3-3
Sacks By (No.-Yds.).....	4-19	0-0
Field Goals.....	0-0	0-0
Points of Turnovers.....	14	0

INDIVIDUAL STATISTICS

RUSHING: UM — Yearby 9-65; Walton 15-44; Edwards 2-7; Team 1-(-2). GT — Mills 19-99; Lynch 4-58; Green 5-40; M. Marshall 4-34; L. Griffin 3-18; Searcy 3-8; Thomas 15-7; Willis 1-3.
PASSING: UM — Kaaya 13-19-0, 241. GT — Thomas 11-19-1, 94.
RECEIVING: UM — Coley 4-75; Walton 3-29; Herndon 2-59; Richards 2-43; Berrios 1-22; Yearby 1-13. GT — Stewart 2-22; Lynch 2-21; Jeune 2-13; Green 1-11; L. Griffin 1-10; Mills 1-9; Searcy 1-5; Lands-Davis 1-3.
INTERCEPTIONS: UM — Pinckney 1-2. GT — None.
FUMBLE RECOVERIES: UM — Jackson 1-18; Quarterman 1-17. GT — None.
FORCED FUMBLES: UM — Harris. GT — None.
TACKLES FOR LOSS: UM — Harris 3.0-8; Pinckney 1.0-8; Jackson 1.0-4; Quarterman 1.0-3; Willis 1.0-2; Jenkins 0.5-1; McIntosh 0.5-1. GT — Simmons 1.0-1; Mitchell 1.0-1; Law. Austin 0.5-1; Rook-Chungong 0.5-1.
SACKS: UM — Harris 2.0-7; Pinckney 1.0-8; Jackson 1.0-4. GT — None.

	GEORGIA TECH	34
	3-3, 1-3	
	PITTSBURGH	37
	4-2, 1-1	

Game 6 • Oct. 8 2016 • Pittsburgh, Pa. • Heinz Field (47,425)

SCORING SUMMARY

	1	2	3	4	F
Georgia Tech	3	17	0	14	34
Pittsburgh	7	14	3	13	37

1st	11:52	UP	Brian O'Neill 24 yd run (Chris Blewitt kick), 6-75, 3:08	UP 7, GT 0
	3:42	GT	Harrison Butker 37 yd field goal, 14-71, 8:10	UP 7, GT 3
2nd	12:19	UP	Quadree Ollison 4 yd run (Chris Blewitt kick), 14-75, 6:23	UP 14, GT 3
	12:04	GT	J.J. Green 96 yd kickoff return (Harrison Butker kick)	UP 14, GT 10
	6:39	UP	Quadree Henderson 10 yd run (Chris Blewitt kick), 9-69, 5:25	UP 21, GT 10
	1:48	GT	Ricky Jeune 31 yd pass from Justin Thomas (Harrison Butker), 10-75, 4:51	UP 21, GT 17
	0:02	GT	Harrison Butker 41 yd field goal, 5-43, 0:33	UP 21, GT 20
3rd	2:51	UP	Chris Blewitt 34 yd field goal, 11-48, 5:28	UP 24, GT 20
4th	12:19	UP	Chris Blewitt 41 yd field goal, 9-24, 3:38	UP 27, GT 20
	10:01	GT	Clinton Lynch 45 yd run (Harrison Butker kick), 4-75, 2:18	UP 27, GT 27
	5:22	GT	J.J. Green 10 yd run (Harrison Butker kick), 6-39, 2:54	GT 34, UP 27
	3:50	UP	Scott Orndoff 74 yd pass from Nathan Peterman (Chris Blewitt kick), 3-75, 1:32	GT 34, UP 34
	0:00	UP	Chris Blewitt 31 yd field goal, 6-21, 1:47	UP 37, GT 34

TEAM STATISTICS

	GT	UP
First Downs.....	18	22
Rushes-Yards.....	45-241	42-215
Passing Yards.....	130	192
Pass Att-Comp-Int.....	7-10-0	14-20-1
Total Offense.....	371	407
Fumbles-Lost.....	0-0	1-1
Penalties-Yards.....	5-46	2-15
Punts-Yards (Avg./Net).....	1-36 (36.0/36.0)	1-47 (47.0/39.0)
Kickoffs-Yards (Avg./Net).....	7-339 (48.4/24.6.0)	7-450 (64.3/32.0)
Punt Returns (No.-Yds.-TD).....	1-8-0	0-0-0
Kickoff Returns (No.-Yds.-TD).....	4-151-1	3-67-0
Interceptions (No.-Yds.-TD).....	0-0-0	0-0-0
Fumble Returns (No.-Yds.-TD).....	0-0-0	0-0-0
Time of Possession.....	29:39	30:21
Third-Down Conversions.....	5-of-11	6-of-11
Fourth-Down Conversions.....	2-of-4	1-of-1
Red-Zone Scores-Chances.....	2-2	4-4
Sacks By (No.-Yds.).....	1-1	2-9
Field Goals.....	2-2	3-3
Points of Turnovers.....	7	0

INDIVIDUAL STATISTICS

RUSHING: GT — Lynch 4-64; Mills 15-57; Thomas 11-55; Green 4-26; M. Marshall 4-16; Willis 1-12; L. Griffin 1-10; Searcy 4-5; Stewart 1-(-4). UP — Conner 14-60; Moss 8-45; Henderson 4-26; O'Neill 1-24; Tipton 3-21; Ollison 3-20; Aston 4-19; Whitehead 1-7; Peterman 4-(-7).
PASSING: GT — Thomas 7-10-0, 130; Stewart 0-0-0. UP — Peterman 14-20-0, 192.
RECEIVING: GT — Jeune 3-55; Stewart 3-46; Lynch 1-29; UP — Weah 3-35; Aston 3-19; Orndoff 2-86; Tipton 2-18; Henderson 2-16; Moss 1-11; Mathews 1-7.
INTERCEPTIONS: GT — None. UP — None.
FUMBLE RECOVERIES: GT — Mitchell. UP — None.
FORCED FUMBLES: GT — None. UP — None.
TACKLES FOR LOSS: GT — Gamble 2.5-6; A. Simmons 1.0-4; Freeman 1.0-2; Lewis 0.5-0. UP — Soto 2.0-3; Herndon 1.0-5; Price 1.0-4; Galambos 1.0-2; Bradley 1.0-1.
SACKS: GT — Gamble 1.0-1. UP — Herndon 1.0-5; Price 1.0-4.



GEORGIA SOUTHERN 24

3-3, 2-1



GEORGIA TECH 35

4-3, 1-3

Game 7 • Oct. 15, 2016 • Atlanta, Ga. • Bobby Dodd Stadium (47,609)

SCORING SUMMARY

	1	2	3	4	F	
Georgia Southern	7	3	0	14	24	
Georgia Tech	21	0	0	14	35	

1st 13:48	GT	Justin Thomas 58 yd run (Harrison Butker kick), 3-75, 1:12	GT 7, GS 0
10:53	GT	Clinton Lynch 65 yd pass from Justin Thomas (Harrison Butker kick), 2-71, 1:20	GT 14, GS 0
4:02	GS	L.A. Ramsby 1 yd run (Younghoe Koo kick), 18-75, 6:51	GT 14, GS 0
0:48	GT	Dedrick Mills 6 yd run (Harrison Butker kick), 6-75, 3:14	GT 21, GS 7
2:13	GS	Younghoe Koo 44 yd field goal, 14-49, 7:17	GT 21, GS 10
4th 13:25	GT	Justin Thomas 4 yd run (Harrison Butker kick), 11-90, 6:34	GT 28, GS 10
9:38	GS	L.A. Ramsby 1 yd run (Younghoe Koo kick), 10-75, 3:40	GT 28, GS 17
3:58	GT	Dedrick Mills 20 yd run (Harrison Butker kick), 9-61, 5:30	GT 35, GS 17
1:03	GS	BJ Johnson III 3 yd pass from Kevin Ellison (Younghoe Koo kick), 12-75, 2:55	GT 35, GS 24

TEAM STATISTICS

	GS	GT
First Downs.....	25	19
Rushes-Yards.....	50-167	44-265
Passing Yards.....	168	172
Pass Att-Comp-Int.....	18-33-0	7-11-0
Total Offense.....	335	437
Fumbles-Lost.....	0-0	1-0
Penalties-Yards.....	7-66	3-30
Punts-Yards (Avg./Net).....	3-118 (39.3/39.3)	2-85 (42.5/32.5)
Kickoffs-Yards (Avg./Net).....	4-264 (66.0/44.0)	6-389 (64.8/41.7)
Punt Returns (No.-Yds.-TD).....	0-0-0	0-0-0
Kickoff Returns (No.-Yds.-TD).....	3-64-0	1-13-0
Interceptions (No.-Yds.-TD).....	0-0-0	0-0-0
Fumble Returns (No.-Yds.-TD).....	0-0-0	0-0-0
Time of Possession.....	33:35	26:25
Third-Down Conversions.....	13-of-20	6-of-10
Fourth-Down Conversions.....	2-of-3	1-of-1
Red-Zone Scores-Chances.....	4-4	3-4
Sacks By (No.-Yds.).....	0-0	1-11
Field Goals.....	1-1	0-1
Points of Turnovers.....	0	0

INDIVIDUAL STATISTICS

RUSHING: GS — Breida 13-58; Fields 12-42; Upshaw 10-41; Ellison 7-18; Ramsby 7-9; Team 1(-1).
 GT — Mills 13-89; Thomas 16-78; M. Marshall 4-70; Jordan 4-16; Searcy 2-10; Green 3-6; L. Griffin 2(-4).
PASSING: GS — Ellison 10-17-0, 102; Upshaw 8-16-0, 66. GT — Thomas 7-11-0, 172.
RECEIVING: GS — Crockett 4-28; Johnson 3-42; Fields 3-36; Breida 3-18; Campbell 3-13; Williams 1-25; Ramsby 1-6. GT — Jeune 4-51; Lynch 2-81; Stewart 1-40.
INTERCEPTIONS: GS — None. GT — None.
FUMBLE RECOVERIES: GS — None. GT — None.
FORCED FUMBLES: GS — Eligwe. GT — None.
TACKLES FOR LOSS: GS — Eligwe 1.0-6; Gallon 1.0-4; Bussey 1.0-4. GT — C. Griffin 3.0-19; Gray 3.0-7; Rook-Chungong 3.0-4.
SACKS: GS — None. GT — C. Griffin 1.0-11.



DUKE 35

3-5, 0-4



GEORGIA TECH 38

5-3, 2-3

Game 8 • Oct. 29, 2016 • Atlanta, Ga. • Bobby Dodd Stadium (43,886)

SCORING SUMMARY

	1	2	3	4	F	
Duke	0	7	21	7	35	
Georgia Tech	14	14	3	7	38	

1st 10:23	GT	Matthew Jordan 2 yd run (Harrison Butker kick), 8-74, 4:30	GT 7, DU 0
6:18	GT	Justin Thomas 82 yd run (Harrison Butker kick), 3-91, 1:30	GT 14, DU 0
2nd 6:43	DU	Daniel Helm 23 yd pass from Daniel Jones (AJ Reed kick), 11-87, 5:13	GT 14, DU 7
5:52	GT	Clinton Lynch 46 yd pass from Justin Thomas (Harrison Butker kick), 2-79, 0:44	GT 21, DU 7
0:33	GT	Justin Thomas 22 yd run (Harrison Butker kick), 3-62, 0:27	GT 28, DU 7
3rd 11:31	DU	Jela Duncan 1 yd run (AJ Reed kick), 5-45, 1:43	GT 28, DU 14
11:16	DU	Jela Duncan 10 yd run (AJ Reed kick), 1-10, 0:07	GT 28, DU 21
5:28	GT	Harrison Butker 22 yd field goal, 10-78, 5:42	GT 31, DU 21
3:08	DU	Shaun Wilson 14 yd run (AJ Reed kick), 6-75, 2:20	GT 31, DU 28
4th 8:55	DU	Daniel Helm 7 yd pass from Daniel Jones (AJ Reed kick), 8-68, 3:16	DU 35, GT 31
5:38	GT	Clinton Lynch 21 yd pass from Justin Thomas (Harrison Butker kick), 6-86, 3:11	GT 38, DU 35

TEAM STATISTICS

	DU	GT
First Downs.....	23	20
Rushes-Yards.....	37-254	47-341
Passing Yards.....	305	264
Pass Att-Comp-Int.....	22-36-1	10-14-0
Total Offense.....	559	605
Fumbles-Lost.....	2-2	2-2
Penalties-Yards.....	4-20	8-46
Punts-Yards (Avg./Net).....	2-88 (44.0/44.0)	3-145 (48.3/48.3)
Kickoffs-Yards (Avg./Net).....	6-368 (61.3/48.7)	7-455 (65.0/41.6)
Punt Returns (No.-Yds.-TD).....	1-0-0	0-0-0
Kickoff Returns (No.-Yds.-TD).....	1-14-0	6-76-0
Interceptions (No.-Yds.-TD).....	0-0-0	1-0-0
Fumble Returns (No.-Yds.-TD).....	0-0-0	0-0-0
Time of Possession.....	28:19	31:41
Third-Down Conversions.....	8-of-13	6-of-12
Fourth-Down Conversions.....	0-of-2	0-of-1
Red-Zone Scores-Chances.....	4-4	2-2
Sacks By (No.-Yds.).....	3-16	1-1
Field Goals.....	0-0	1-1
Points of Turnovers.....	14	0

INDIVIDUAL STATISTICS

RUSHING: DU — Wilson 10-109; Jones 10-73; Duncan 10-52; Ajeigbe 6-18; Boehme 1-2. GT — Thomas 17-195; M. Marshall 13-69; Allen 5-21; Searcy 2-18; Lynch 5-15; Willis 1-11; L. Griffin 2-9; Jordan 2-3.
PASSING: DU — Jones 22-36-1, 305. GT — Thomas 10-14-0, 264.
RECEIVING: DU — Helm 6-72; Taylor 5-67; Koppenhaver 3-51; Schneider 3-50; Rahming 2-20; Lloyd 2-12; Ajeigbe 1-33. GT — Lynch 3-91; Jeune 3-85; Stewart 3-70; Green 1-18.
INTERCEPTIONS: DU — None. GT — Lawrence Austin 1-0.
FUMBLE RECOVERIES: DU — Humphreys 1-0; Feamster 1-0. GT — C. Griffin 1-0; Durham 1-0.
FORCED FUMBLES: DU — Humphreys 1; Singleton 1. GT — Gray 1; Gamble 1.
TACKLES FOR LOSS: DU — McCarthy 2.5-11; Humphreys 2.0-12; Saxton II 1.0-4; Giles-Harris 1.0-3; Hornbuckle 0.5-2. GT — Lewis 1.0-3; Mitchell 1.0-1; Freeman 1.0-1; Saint-Amour 1.0-1.
SACKS: DU — Humphreys 1.0-9; Saxton II 1.0-4; McCarthy 1.0-3. GT — Saint-Amour 1.0-1.



	GEORGIA TECH	17
	5-4, 2-4	
	NO. 18/17 N. CAROLINA	14
	7-2, 5-1	

Game 9 • Nov. 5, 2016 • Chapel Hill, N.C. • Kenan Stadium (58,000)

SCORING SUMMARY

	1	2	3	4	F
Georgia Tech	7	10	3	0	20
North Carolina	17	10	14	7	48

1st	13:15	NC	Elijah Hood 1 yd run (Nick Weiler kick), 5-75, 1:45	NC 7, GT 0
	8:23	NC	Nick Weiler 37 yd field goal, 10-53, 3:25	NC 10, GT 0
	2:32	GT	Clinton Lynch 83 yd pass from Justin Thomas (Harrison Butker kick), 1-83, 0:12	NC 10, GT 7
	0:19	NC	Elijah Hood 36 yd run (Nick Weiler kick), 8-75, 2:12	NC 17, GT 7
2nd	10:38	GT	Harrison Butker 23 yd field goal, 8-69, 4:41	NC 17, GT 10
	6:28	NC	Nick Weiler 50 yd field goal, 12-43, 4:10	NC 20, GT 10
	3:06	GT	Dedrick Mills 4 yd run (Harrison Butker kick), 7-75, 3:22	NC 20, GT 17
	2:24	NC	Bug Howard 68 yd pass from Mitch Trubisky (Nick Weiler kick), 2-75, 0:42	NC 27, GT 17
3rd	8:46	GT	Harrison Butker 42 yd field goal, 12-50, 6:14	NC 27, GT 20
	5:47	NC	Elijah Hood 2 yd run (Nick Weiler kick), 10-78, 2:51	NC 34, GT 20
	1:44	NC	T.J. Logan 20 yd run (Nick Weiler kick), 7-44, 2:19	NC 41, GT 20
4th	11:21	NC	Mitch Trubisky 18 yd run (Nick Weiler kick), 3-87, 0:53	NC 48, GT 20

TEAM STATISTICS

	GT	NC
First Downs.....	24	26
Rushes-Yards.....	59-374	35-283
Passing Yards.....	144	353
Pass Att-Comp-Int.....	4-9-0	23-35-0
Total Offense.....	518	636
Fumbles-Lost.....	4-2	0-0
Penalties-Yards.....	4-26	6-45
Punts-Yards (Avg./Net).....	2-100 (50.0/40.0)	1-31 (31.0/31.0)
Kickoffs-Yards (Avg./Net).....	5-325 (65.0/38.6)	9-582 (64.7/40.9)
Punt Returns (No.-Yds.-TD).....	0-0-0	0-0-0
Kickoff Returns (No.-Yds.-TD).....	2-39-0	1-32-0
Interceptions (No.-Yds.-TD).....	0-0-0	0-0-0
Fumble Returns (No.-Yds.-TD).....	0-0-0	0-0-0
Time of Possession.....	32:27	27:33
Third-Down Conversions.....	8-of-14	8-of-13
Fourth-Down Conversions.....	0-of-1	1-of-1
Red-Zone Scores-Chances.....	3-6	5-5
Sacks By (No.-Yds.).....	0-0	0-0
Field Goals.....	2-3	2-2
Points of Turnovers.....	0	14

INDIVIDUAL STATISTICS

RUSHING: GT — Mills 19-132; Thomas 15-82; Jordan 11-54; Jeune 1-40; Searcy 7-30; Lynch 4-29; Allen 2-7. NC — Hood 12-168; Trubisky 6-44; Logan 10-36; Brown 6-31; Switzer 1-4.
PASSING: GT — Thomas 4-9-0, 144. NC — Trubisky 20-32-0, 329; Elliott 2-2-0, 16; Proehl 1-1-0, 8.
RECEIVING: GT — Lynch 1-83; Stewart 1-41; Jeune 1-14; Searcy 1-6. NC — Howard 6-120; Proehl 4-54; Switzer 4-50; Tucker 2-10; Logan 1-46; Fritts 1-23; Jackson 1-15; Brown 1-15; Cunningham 1-11; Trubisky 1-8; Ratliff 1-1.
INTERCEPTIONS: GT — None. NC — None.
FUMBLE RECOVERIES: GT — None. NC — Dorn; Clarke.
FORCED FUMBLES: GT — None. NC — Bart.
TACKLES FOR LOSS: GT — Alford 1.5-3; Law. Austin 0.5-2; Merriweather 0.5-2; Adams 0.5-2. NC — Stewart 1.0-15; Smith 1.0-2; Jones 1.0-1.
SACKS: GT — None. NC — None.

	GEORGIA TECH	30
	6-4, 3-4	
	NO. 18/22 VA. TECH	20
	7-3, 5-2	

Game 10 • Nov. 12, 2016 • Blacksburg, Va. • Lane Stadium (65,632)

SCORING SUMMARY

	1	2	3	4	F
Georgia Tech	6	14	0	10	30
Virginia Tech	0	0	7	13	20

1st	10:49	GT	Harrison Butker 40 yd field goal, 8-15, 4:03	GT 3, VT 0
	2:01	GT	Harrison Butker 39 yd field goal, 13-47, 7:27	GT 6, VT 0
2nd	8:06	GT	Matthew Jordan 53 yd run (Harrison Butker kick), 6-80, 2:47	GT 13, VT 0
	0:30	GT	Matthew Jordan 3 yd run (Harrison Butker kick), 4-34, 1:17	GT 20, VT 0
3rd	12:40	VT	Isaiah Ford 5 yd pass from Jerod Evans (Joey Slye kick), 7-27, 2:16	GT 20, VT 7
4th	11:01	GT	Harrison Butker 35 yd field goal, 9-42, 5:11	GT 23, VT 7
	9:16	GT	Marcus Marshall 56 yd run (Harrison Butker kick), 2-60, 0:52	GT 30, VT 7
	4:37	VT	Jerod Evans 8 yd run (Joey Slye kick), 13-89, 3:14	GT 30, VT 14
	0:37	VT	Jerod Evans 7 yd run (Jerod Evans rush failed), 12-93, 2:25	GT 30, VT 20

TEAM STATISTICS

	GT	VT
First Downs.....	15	25
Rushes-Yards.....	58-309	33-121
Passing Yards.....	34	316
Pass Att-Comp-Int.....	2-7-0	32-47-2
Total Offense.....	343	437
Fumbles-Lost.....	4-1	3-2
Penalties-Yards.....	7-35	4-35
Punts-Yards (Avg./Net).....	6-255 (42.5/36.8)	4-161 (40.2/38.2)
Kickoffs-Yards (Avg./Net).....	7-442 (63.1/38.4)	3-137 (45.7/26.3)
Punt Returns (No.-Yds.-TD).....	2-8-0	3-34-0
Kickoff Returns (No.-Yds.-TD).....	1-8-0	3-73-0
Interceptions (No.-Yds.-TD).....	2-3-0	0-0-0
Fumble Returns (No.-Yds.-TD).....	0-0-0	0-0-0
Time of Possession.....	35:55	24:05
Third-Down Conversions.....	4-of-14	6-of-14
Fourth-Down Conversions.....	1-of-1	1-of-2
Red-Zone Scores-Chances.....	3-3	3-4
Sacks By (No.-Yds.).....	5-26	1-6
Field Goals.....	3-3	0-1
Points of Turnovers.....	17	7

INDIVIDUAL STATISTICS

RUSHING: GT — M. Marshall 19-143; Jordan 32-121; Lynch 2-24; Willis 3-21; Team 2-0. VT — Evans 18-75; McMillian 10-39; Phillips 1-12; Rogers 1-7; Williams 1-4; Carroll 1-2; Team 1-(-18).
PASSING: GT — Jordan 2-7-0, 34. VT — Evans 32-45-2, 316; Team 0-2-0, 0.
RECEIVING: GT — Jeune 1-24; Stewart 1-10. VT — Phillips 10-82; Ford 8-85; Carroll 5-65; Rogers 4-37; Hodges 3-22; McMillian 1-17; Murphy 1-8.
INTERCEPTIONS: GT — Law. Austin 2-3. VT — None.
FUMBLE RECOVERIES: GT — Cottrell 1-0; Lan. Austin 1-0. VT — Shegog 1-0.
FORCED FUMBLES: GT — Gamble 1; Law. Austin 1. VT — Edmunds 1.
TACKLES FOR LOSS: GT — Saint-Amour 2.0-15; Gamble 1.5-6; Kallon 1.0-4; Rook-Chungong 1.0-1; C. Griffin 1.0-1; Freeman 0.5-1. VT — Baron 3.0-8; Edmunds 2.0-3; Motuapuaka 1.0-6; Shegog 0.5-2; Facyson 0.5-1; Hill 0.5-1; Settle 0.5-0.
SACKS: GT — Saint-Amour 2.0-15; Gamble 1.5-6; Kallon 1.0-4; Freeman 0.5-1. VT — Motuapuaka 1.0-6.

2016 Georgia Tech Football
Georgia Tech Game Results (as of Nov 12, 2016)
All games

Date	Opponent		Score	Overall	Conference	Time	Attend
*^ Sep 03, 2016	vs Boston College	W	17-14	1-0	1-0	3:08	40562
Sep 10, 2016	MERCER	W	35-10	2-0	1-0	3:05	49992
Sep 17, 2016	VANDERBILT	W	38-7	3-0	1-0	3:08	41916
* Sep 22, 2016	#5 CLEMSON	L	7-26	3-1	1-1	3:09	53932
* Oct 01, 2016	#14 MIAMI	L	21-35	3-2	1-2	3:05	53047
* Oct 08, 2016	at Pittsburgh	L	34-37	3-3	1-3	3:16	47425
Oct 15, 2016	GEORGIA SOUTHERN	W	35-24	4-3	1-3	3:01	47609
* Oct 29, 2016	DUKE	W	38-35	5-3	2-3	3:23	43886
* Nov 05, 2016	at #18 North Carolina	L	20-48	5-4	2-4	3:15	58000
* Nov 12, 2016	at #18 Virginia Tech	W	30-20	6-4	3-4	3:14	65632

^ Dublin, Ireland

* Conference Game

2016 Georgia Tech Football
Georgia Tech Overall Team Statistics (as of Nov 12, 2016)
All games

Team Statistics	GT	OPP
SCORING	275	256
Points Per Game	27.5	25.6
Points Off Turnovers	31	59
FIRST DOWNS	187	214
Rushing	132	90
Passing	43	115
Penalty	12	9
RUSHING YARDAGE	2664	1638
Yards gained rushing	2920	1792
Yards lost rushing	256	154
Rushing Attempts	487	353
Average Per Rush	5.5	4.6
Average Per Game	266.4	163.8
TDs Rushing	26	20
PASSING YARDAGE	1288	2448
Comp-Att-Int	66-126-3	210-326-6
Average Per Pass	10.2	7.5
Average Per Catch	19.5	11.7
Average Per Game	128.8	244.8
TDs Passing	8	11
TOTAL OFFENSE	3952	4086
Total Plays	613	679
Average Per Play	6.4	6.0
Average Per Game	395.2	408.6
KICK RETURNS: #-Yards	21-444	15-330
PUNT RETURNS: #-Yards	9-113	11-92
INT RETURNS: #-Yards	6-78	3-10
KICK RETURN AVERAGE	21.1	22.0
PUNT RETURN AVERAGE	12.6	8.4
INT RETURN AVERAGE	13.0	3.3
FUMBLES-LOST	20-10	9-7
PENALTIES-Yards	41-333	54-429
Average Per Game	33.3	42.9
PUNTS-Yards	37-1534	38-1527
Average Per Punt	41.5	40.2
Net punt average	37.4	36.7
KICKOFFS-Yards	56-3615	48-2971
Average Per Kick	64.6	61.9
Net kick average	40.4	40.1
TIME OF POSSESSION/Game	31:27	28:33
3RD-DOWN Conversions	54/122	72/141
3rd-Down Pct	44%	51%
4TH-DOWN Conversions	9/17	6/12
4th-Down Pct	53%	50%
SACKS BY-Yards	13-63	15-96
MISC YARDS	9	0
TOUCHDOWNS SCORED	35	33
FIELD GOALS-ATTEMPTS	10-12	8-13
ON-SIDE KICKS	0-0	0-2
RED-ZONE SCORES	(28-34) 82%	(27-34) 79%
RED-ZONE TOUCHDOWNS	(21-34) 62%	(22-34) 65%
PAT-ATTEMPTS	(35-35) 100%	(32-32) 100%
ATTENDANCE	290382	171057
Games/Avg Per Game	6/48397	3/57019
Neutral Site Games		1/40562

Score by Quarters	1st	2nd	3rd	4th	OT	Total
Georgia Tech	79	86	34	76	0	275
Opponents	66	64	62	64	0	256

2016 Georgia Tech Football
Georgia Tech Overall Individual Statistics (as of Nov 12, 2016)
All games

Rushing	gp-gs	att	gain	loss	net	avg	td	lg	avg/g
Dedrick Mills	7-6	114	588	10	578	5.1	10	39	82.6
Justin Thomas	9-9	112	718	157	561	5.0	5	82	62.3
Marcus Marshall	9-4	71	456	14	442	6.2	2	56	49.1
Clinton Lynch	10-4	30	328	6	322	10.7	1	45	32.2
Matthew Jordan	7-1	64	265	22	243	3.8	6	53	34.7
Qua Searcy	10-7	30	191	25	166	5.5	0	31	16.6
J.J. Green	8-8	18	103	0	103	5.7	1	23	12.9
Isiah Willis	10-0	9	68	0	68	7.6	0	12	6.8
Lynn Grffin	8-0	13	62	6	56	4.3	0	12	7.0
Ricky Jeune	10-10	1	40	0	40	40.0	0	40	4.0
Marcus Allen	6-0	9	36	0	36	4.0	0	8	6.0
Chase Alford	10-1	1	21	0	21	21.0	0	21	2.1
Austin McClellan	8-0	2	14	0	14	7.0	0	9	1.8
TaQuon Marshall	2-0	7	23	9	14	2.0	1	11	7.0
Nate Cottrell	8-0	1	6	0	6	6.0	0	6	0.8
Quaide Weimerskirch	5-0	1	0	0	0	0.0	0	0	0.0
TEAM	4-0	3	1	3	-2	-0.7	0	1	-0.5
Brad Stewart	10-10	1	0	4	-4	-4.0	0	0	-0.4
Total	10	487	2920	256	2664	5.5	26	82	266.4
Opponents	10	353	1792	154	1638	4.6	20	73	163.8

Passing	gp-gs	effic	comp-att-int	pct	yds	td	lg	avg/g
Justin Thomas	9-9	158.96	62-114-1	54.4	1168	7	83	129.8
Matthew Jordan	7-1	151.38	3-9-1	33.3	111	1	77	15.9
TaQuon Marshall	2-0	175.60	1-1-0	100.0	9	0	9	4.5
TEAM	4-0	0.00	0-1-0	0.0	0	0	0	0.0
Dedrick Mills	7-6	-200.00	0-1-1	0.0	0	0	0	0.0
Brad Stewart	10-10	0.00	0-0-0	0.0	0	0	0	0.0
Total	10	154.44	66-126-3	52.4	1288	8	83	128.8
Opponents	10	134.95	210-326-6	64.4	2448	11	74	244.8

Receiving	gp-gs	no.	yds	avg	td	lg	avg/g
Ricky Jeune	10-10	21	350	16.7	1	40	35.0
Brad Stewart	10-10	15	285	19.0	0	50	28.5
Clinton Lynch	10-4	12	389	32.4	5	83	38.9
Qua Searcy	10-7	8	108	13.5	0	36	10.8
Marcus Marshall	9-4	2	81	40.5	1	81	9.0
J.J. Green	8-8	2	29	14.5	0	18	3.6
Mikell Lands-Davis	8-0	2	14	7.0	0	11	1.8
Dedrick Mills	7-6	2	13	6.5	1	9	1.9
Lynn Grffin	8-0	1	10	10.0	0	10	1.2
Christian Philpott	3-0	1	9	9.0	0	9	3.0
Total	10	66	1288	19.5	8	83	128.8
Opponents	10	210	2448	11.7	11	74	244.8

Punt Returns	no.	yds	avg	td	lg
Brad Stewart	9	113	12.6	0	26
Total	9	113	12.6	0	26
Opponents	11	92	8.4	0	16

Interceptions	no.	yds	avg	td	lg
Lawrence Austin	3	3	1.0	0	3
Lance Austin	1	0	0.0	0	2
Dorian Walker	1	64	64.0	0	64
Corey Griffin	1	11	11.0	0	11
Total	6	78	13.0	0	64
Opponents	3	10	3.3	0	8

Kick Returns	no.	yds	avg	td	lg
J.J. Green	14	345	24.6	1	96
Nate Cottrell	3	53	17.7	0	22
Lance Austin	3	38	12.7	0	14
Matthew Jordan	1	8	8.0	0	8
Total	21	444	21.1	1	96
Opponents	15	330	22.0	0	37

Fumble Returns	no.	yds	avg	td	lg
Total	0	0	0.0	0	0
Opponents	2	35	17.5	2	18

2016 Georgia Tech Football
 Georgia Tech Overall Individual Statistics (as of Nov 12, 2016)
All games

Scoring	td	fg	PAT				dpx	saf	pts
			kick	rush	rcv	pass			
Dedrick Mills	11	-	-	-	-	-	-	-	66
Harrison Butker	-	10-12	35-35	-	-	-	-	-	65
Matthew Jordan	6	-	-	-	-	-	-	-	36
Clinton Lynch	6	-	-	-	-	-	-	-	36
Justin Thomas	5	-	-	-	-	-	-	-	30
Marcus Marshall	3	-	-	-	-	-	-	-	18
J.J. Green	2	-	-	-	-	-	-	-	12
TaQuon Marshall	1	-	-	-	-	-	-	-	6
Ricky Jeune	1	-	-	-	-	-	-	-	6
Total	35	10-12	35-35	-	-	-	-	-	275
Opponents	33	8-13	32-32	0-1	-	-	-	1	256

Total Offense	g	plays	rush	pass	total	avg/g
Justin Thomas	9	226	561	1168	1729	192.1
Dedrick Mills	7	115	578	0	578	82.6
Marcus Marshall	9	71	442	0	442	49.1
Matthew Jordan	7	73	243	111	354	50.6
Clinton Lynch	10	30	322	0	322	32.2
Qua Searcy	10	30	166	0	166	16.6
J.J. Green	8	18	103	0	103	12.9
Isiah Willis	10	9	68	0	68	6.8
Lynn Grffin	8	13	56	0	56	7.0
Ricky Jeune	10	1	40	0	40	4.0
Marcus Allen	6	9	36	0	36	6.0
TaQuon Marshall	2	8	14	9	23	11.5
Chase Alford	10	1	21	0	21	2.1
Austin McClellan	8	2	14	0	14	1.8
Nate Cottrell	8	1	6	0	6	0.8
TEAM	4	4	-2	0	-2	-0.5
Brad Stewart	10	1	-4	0	-4	-0.4
Total	10	613	2664	1288	3952	395.2
Opponents	10	679	1638	2448	4086	408.6

Field Goals	fg	pct.	01-19	20-29	30-39	40-49	50-99	lg	blk
Harrison Butker	10-12	83.3	0-0	2-2	3-5	5-5	0-0	42	1
FG Sequence	Georgia Tech				Opponents				
Boston College	(40)				43,35				
Mercer	-				(31),37				
Vanderbilt	(41)				-				
Clemson	-				27,(47)				
Miami	-				-				
Pittsburgh	(37),(41)				(34),(41),(31)				
Georgia Southern	32				(44)				
Duke	(22)				-				
North Carolina	(23),32,(42)				(37),(50)				
Virginia Tech	(40),(39),(35)				38				

Punting	no.	yds	avg	lg	tb	fc	i20	50+	blk
Ryan Rodwell	36	1492	41.4	58	3	13	12	6	0
Grant Aasen	1	42	42.0	42	0	0	0	0	0
Total	37	1534	41.5	58	3	13	12	6	0
Opponents	38	1527	40.2	57	1	20	14	6	0
Kickoffs	no.	yds	avg	tb	ob	retn	net	ydln	
Harrison Butker	55	3550	64.5	40	0				
Shawn Davis	1	65	65.0	1	0				
Total	56	3615	64.6	41	0	22.0	40.4	24	
Opponents	48	2971	61.9	24	2	21.1	40.1	24	

Numbers in (parentheses) indicate field goal was made.

2016 Georgia Tech Football
 Georgia Tech Overall Individual Statistics (as of Nov 12, 2016)
All games

All Purpose	g	rush	rcv	pr	kr	ir	total	avg/g
Clinton Lynch	10	322	389	0	0	0	711	71.1
Dedrick Mills	7	578	13	0	0	0	591	84.4
Justin Thomas	9	561	0	0	0	0	561	62.3
Marcus Marshall	9	442	81	0	0	0	523	58.1
J.J. Green	8	103	29	0	345	0	477	59.6
Brad Stewart	10	-4	285	113	0	0	394	39.4
Ricky Jeune	10	40	350	0	0	0	390	39.0
Qua Searcy	10	166	108	0	0	0	274	27.4
Matthew Jordan	7	243	0	0	8	0	251	35.9
Isiah Willis	10	68	0	0	0	0	68	6.8
Lynn Grffin	8	56	10	0	0	0	66	8.2
Dorian Walker	10	0	0	0	0	64	64	6.4
Nate Cottrell	8	6	0	0	53	0	59	7.4
Lance Austin	10	0	0	0	38	0	38	3.8
Marcus Allen	6	36	0	0	0	0	36	6.0
Chase Alford	10	21	0	0	0	0	21	2.1
Austin McClellan	8	14	0	0	0	0	14	1.8
Mikell Lands-Da	8	0	14	0	0	0	14	1.8
TaQuon Marshal	2	14	0	0	0	0	14	7.0
Corey Griffin	10	0	0	0	0	11	11	1.1
Christian Philpot	3	0	9	0	0	0	9	3.0
Lawrence Austin	10	0	0	0	0	3	3	0.3
TEAM	4	-2	0	0	0	0	-2	-0.5
Total	10	2664	1288	113	444	78	4587	458.7
Opponents	10	1638	2448	92	330	10	4518	451.8

2016 Georgia Tech Football
 Georgia Tech Overall Defensive Statistics (as of Nov 12, 2016)
All games

##	Defensive Leaders	gp-gs	Tackles				tfl/yds	Sacks no-yds	Pass defense			Fumbles		blkd	
			ua	a	tot				int-yds	brup	qbh	rcv-yds	ff	kick	saf
14	Corey Griffin	10-10	58	14	72	4.0-20	1.0-11	1-11	1	.	4-0	.	.	.	
15	A.J. Gray	10-10	43	10	53	3.5-8	.	.	1	.	.	1	.	.	
51	Brant Mitchell	10-10	28	20	48	3.0-4	.	.	1	2	1-0	.	.	.	
40	P.J. Davis	8-8	23	21	44	0.5-1	.	.	.	1	
17	Lance Austin	10-10	29	9	38	.	.	1-0	9	.	1-0	.	.	.	
91	Patrick Gamble	10-10	26	6	32	6.5-21	4.5-16	.	.	3	.	2	.	.	
20	Lawrence Austin	10-6	20	11	31	1.0-3	.	3-3	.	.	.	1	.	.	
93	Antonio Simmons	10-0	19	7	26	5.0-11	1.0-4	.	.	11	.	1	.	.	
8	Step Durham	8-8	21	5	26	.	.	.	3	.	1-0	.	.	.	
48	Chase Alford	10-1	21	4	25	2.5-4	.	.	.	2	
41	Rod Rook-Chungong	10-10	17	7	24	4.5-6	.	.	.	2	.	.	1	.	
42	KeShun Freeman	10-10	19	5	24	3.5-5	0.5-1	.	1	7	
52	Terrell Lewis	10-3	17	4	21	3.5-5	.	.	1	2	.	1	.	.	
6	Lamont Simmons	10-2	12	4	16	.	.	.	1	.	.	1	.	.	
54	Kyle Cerge-Henderson	10-6	11	5	16	3	1-0	.	1	.	
9	Victor Alexander	9-0	11	3	14	1.5-2	
92	Francis Kallon	10-4	7	6	13	2.0-6	1.0-4	.	.	1	
32	David Curry	10-2	6	6	12	
94	Anree Saint-Amour	10-0	11	.	11	4.0-18	4.0-18	.	.	2	1-0	.	.	.	
44	Shaun Kagawa	10-0	5	.	5	
90	Brandon Adams	7-0	3	2	5	0.5-2	
23	Jalen Johnson	8-0	4	1	5	
97	Brentavious Glanton	6-0	5	.	5	1.0-9	1.0-9	
95	Tyler Merriweather	4-0	2	2	4	0.5-2	
4	Dorian Walker	10-0	1	2	3	.	.	1-64	
99	Desmond Branch	6-0	2	1	3	1	
31	Nate Cottrell	8-0	.	2	2	1-0	.	.	.	
25	Tre Jackson	10-0	2	.	2	1.0-1	.	.	1	
50	Andrew Marshall	8-7	2	.	2	
10	Christian Campbell	7-0	.	1	1	
37	Mikell Lands-Davis	8-0	1	.	1	
29	Austin McClellan	8-0	.	1	1	
24	Marcus Allen	6-0	1	.	1	
45	Meiko Dotson	9-0	1	.	1	
TM	TEAM	4-0	1	.	1	1	.	
Total		10	429	159	588	48-128	13-63	6-78	19	37	7-0	7	3	.	
Opponents		10	412	170	582	57-225	15-96	3-10	11	8	10-35	9	1	1	

2016 Georgia Tech Football
Georgia Tech Passing Game-by-Game (as of Nov 12, 2016)
All games

#5 Thomas, J.	Comp	Att	Int	Pct	Yards	TD	Long	Sacked	Effic
Boston College	8	15	0	53.3	119	0	36	1-9	119.97
Mercer	5	10	0	50.0	80	0	31	0-0	117.20
Vanderbilt	6	13	0	46.2	136	1	81	0-0	159.42
Clemson	4	13	0	30.8	29	0	26	3-30	49.51
Miami	11	19	1	57.9	94	1	14	4-19	106.29
Pittsburgh	7	10	0	70.0	130	1	31	1-5	212.20
Georgia Southern	7	11	0	63.6	172	1	65	0-0	224.98
Duke	10	14	0	71.4	264	2	50	3-16	276.97
North Carolina	4	9	0	44.4	144	1	83	0-0	215.51
TOTALS	62	114	1	54.4	1168	7	83	12-79	158.96

#11 Jordan, M.	Comp	Att	Int	Pct	Yards	TD	Long	Sacked	Effic
Vanderbilt	1	2	1	50.0	77	1	77	0-0	438.40
Virginia Tech	2	7	0	28.6	34	0	24	1-6	69.37
TOTALS	3	9	1	33.3	111	1	77	1-6	151.38

#16 Marshall, T.	Comp	Att	Int	Pct	Yards	TD	Long	Sacked	Effic
Vanderbilt	1	1	0	100.0	9	0	9	1-7	175.60
TOTALS	1	1	0	100.0	9	0	9	1-7	175.60

#TM TEAM	Comp	Att	Int	Pct	Yards	TD	Long	Sacked	Effic
Vanderbilt	0	1	0	0.0	0	0	0	0-0	0.00
TOTALS	0	1	0	0.0	0	0	0	0-0	0.00

#26 Mills, D.	Comp	Att	Int	Pct	Yards	TD	Long	Sacked	Effic
Clemson	0	1	1	0.0	0	0	0	0-0	-200.00
TOTALS	0	1	1	0.0	0	0	0	0-0	-200.00

2016 Georgia Tech Football
 Georgia Tech Rushing/Receiving Game-by-Game (as of Nov 12, 2016)
All games

RUSHING	No-Yds/TD	BC	MER	VANDY	CU	UM	UP	GS	DU	NC	VT
Mills, D.	114-578/10	18-68/1	DNP	14-58/3	16-75/1	19-99/2	15-57/0	13-89/2	DNP	19-132/1	DNP
Thomas, J.	112-561/5	10-16/0	7-69/1	11-84/0	10--25/0	15-7/0	11-55/0	16-78/2	17-195/2	15-82/0	DNP
Marshall, M.	71-442/2	9-31/0	10-51/1	3-8/0	5-20/0	4-34/0	4-16/0	4-70/0	13-69/0	DNP	19-143/1
Lynch, C.	30-322/1	1-2/0	5-37/0	3-77/0	2-16/0	4-58/0	4-64/1	-	5-15/0	4-29/0	2-24/0
Jordan, M.	64-243/6	1-3/1	12-44/2	2-2/0	DNP	DNP	DNP	4-16/0	2-3/1	11-54/0	32-121/2
Searcy, Q.	30-166/0	2--4/0	7-91/0	2-12/0	1--4/0	3-8/0	4-5/0	2-10/0	2-18/0	7-30/0	-
Green, J.	18-103/1	2-5/0	-	2-23/0	2-3/0	5-40/0	4-26/1	3-6/0	-	DNP	DNP
Willis, I.	9-68/0	-	-	1-11/0	2-10/0	1-3/0	1-12/0	-	1-11/0	-	3-21/0
Griffin, L.	13-56/0	-	3-20/0	2-3/0	-	3-18/0	1-10/0	2--4/0	2-9/0	DNP	DNP
Jeune, R.	1-40/0	-	-	-	-	-	-	-	-	1-40/0	-
Allen, M.	9-36/0	DNP	2-8/0	-	DNP	DNP	DNP	-	5-21/0	2-7/0	-
Alford, C.	1-21/0	-	1-21/0	-	-	-	-	-	-	-	-
McClellan, A.	2-14/0	-	1-5/0	1-9/0	DNP	DNP	-	-	-	-	-
Marshall, T.	7-14/1	DNP	2-12/1	5-2/0	DNP	DNP	DNP	DNP	DNP	DNP	DNP
Cottrell, N.	1-6/0	-	1-6/0	-	-	DNP	DNP	-	-	-	-
Weimerskirch, Q	1-0/0	DNP	1-0/0	DNP	-	-	DNP	-	DNP	-	DNP
TEAM	3--2/0	1--2/0	DNP	-	DNP	DNP	DNP	-	DNP	DNP	2-0/0
Stewart, B.	1--4/0	-	-	-	-	-	1--4/0	-	-	-	-

RECEIVING	No-Yds/TD	BC	MER	VANDY	CU	UM	UP	GS	DU	NC	VT
Lynch, C.	12-389/5	-	-	2-87/1	1--3/0	2-21/0	1-29/0	2-81/1	3-91/2	1-83/1	-
Jeune, R.	21-350/1	3-45/0	3-57/0	-	1-6/0	2-13/0	3-55/1	4-51/0	3-85/0	1-14/0	1-24/0
Stewart, B.	15-285/0	2-14/0	-	1-16/0	1-26/0	2-22/0	3-46/0	1-40/0	3-70/0	1-41/0	1-10/0
Searcy, Q.	8-108/0	3-60/0	1-12/0	2-25/0	-	1-5/0	-	-	-	1-6/0	-
Marshall, M.	2-81/1	-	-	1-81/1	1-0/0	-	-	-	-	DNP	-
Green, J.	2-29/0	-	-	-	-	1-11/0	-	-	1-18/0	DNP	DNP
Lands-Davis, M.	2-14/0	-	1-11/0	-	-	1-3/0	-	-	DNP	DNP	-
Mills, D.	2-13/1	-	DNP	1-4/0	-	1-9/1	-	-	DNP	-	DNP
Griffin, L.	1-10/0	-	-	-	-	1-10/0	-	-	-	DNP	DNP
Philpott, C.	1-9/0	DNP	DNP	1-9/0	DNP	DNP	DNP	DNP	-	-	DNP

2016 Georgia Tech Football
 Georgia Tech Total Tackles Game-by-Game (as of Nov 12, 2016)
All games

Total Tackles	UA-A	Total	BC	MER	VANDY	CU	UM	UP	GS	DU	NC	VT
Griffin, Co.	58-14	72	5-1	1-3	6-0	7-2	3-0	6-0	10-0	5-2	9-3	6-3
Gray, A.	43-10	53	3-2	4-0	1-0	3-3	1-0	4-2	7-0	8-1	8-1	4-1
Mitchell, B.	28-20	48	1-2	4-2	2-1	4-1	1-1	2-2	2-1	7-2	0-3	5-5
Davis, P.	23-21	44	5-5	4-1	4-1	2-2	4-1	0-5	DNP	DNP	2-2	2-4
Austin, Lan.	29-9	38	4-0	0-1	5-1	2-2	3-0	8-2	2-0	1-1	4-1	0-1
Gamble, P.	26-6	32	1-1	3-0	2-1	2-1	3-0	4-1	4-1	4-0	-	3-1
Austin, Law.	20-11	31	1-0	0-2	0-1	7-5	1-1	1-0	3-0	-	4-1	3-1
Simmons, A.	19-7	26	4-1	1-0	2-0	2-0	2-0	4-2	2-0	-	1-1	1-3
Durham, S.	21-5	26	2-1	3-0	0-1	3-1	DNP	DNP	2-0	2-1	4-1	5-0
Alford, C.	21-4	25	1-0	2-0	0-1	4-0	1-0	2-1	6-0	2-0	3-2	-
Chungong, R.	17-7	24	4-2	3-0	-	2-2	0-1	0-2	3-0	1-0	-	4-0
Freeman, K.	19-5	24	1-0	1-1	1-1	2-0	2-0	3-1	4-0	5-0	-	0-2
Lewis, T.	17-4	21	2-0	4-0	2-1	-	-	0-1	-	7-1	-	2-1
Cerge-Henderson	11-5	16	2-2	-	2-0	1-0	3-0	1-1	1-1	-	1-1	-
Simmons, L.	12-4	16	-	1-0	-	3-1	2-0	2-0	0-1	2-1	0-1	2-0
Alexander, V.	11-3	14	-	1-0	1-1	3-0	-	2-1	2-0	2-0	0-1	DNP
Kallon, F.	7-6	13	0-3	2-0	2-1	1-0	-	-	1-0	-	-	1-2
Curry, D.	6-6	12	-	1-0	1-1	1-1	-	0-3	-	1-0	-	2-1
Saint-Amour, A.	11-0	11	-	2-0	1-0	-	3-0	-	-	1-0	1-0	3-0
Kagawa, S.	5-0	5	-	2-0	1-0	-	-	-	1-0	-	1-0	-
Glanton, B.	5-0	5	DNP	1-0	1-0	-	1-0	DNP	2-0	-	DNP	DNP
Adams, B.	3-2	5	DNP	-	2-0	DNP	DNP	-	1-0	-	0-1	0-1
Johnson, J.	4-1	5	-	-	2-1	-	2-0	-	-	-	DNP	DNP
Merriweather, T	2-2	4	DNP	1-0	1-0	DNP	DNP	DNP	DNP	DNP	0-2	-
Walker, D.	1-2	3	-	-	0-1	-	-	1-0	-	-	-	0-1
Branch, D.	2-1	3	DNP	1-0	-	DNP	-	-	DNP	DNP	0-1	1-0
Jackson, T.	2-0	2	-	-	2-0	-	-	-	-	-	-	-
Cottrell, N.	0-2	2	-	-	-	-	DNP	DNP	-	-	0-1	0-1
Marshall, A.	2-0	2	-	1-0	-	1-0	-	-	DNP	-	-	DNP
TEAM	1-0	1	-	-	-	-	-	-	1-0	-	-	-
Campbell, C.	0-1	1	DNP	-	-	0-1	-	-	-	-	DNP	DNP
Lands-Davis, M.	1-0	1	1-0	-	-	-	-	-	-	DNP	DNP	-
Dotson, M.	1-0	1	DNP	-	-	-	-	-	-	1-0	-	-
Allen, M.	1-0	1	DNP	-	-	DNP	DNP	DNP	-	-	-	1-0
McClellan, A.	0-1	1	-	-	-	DNP	DNP	-	-	-	0-1	-

2016 Georgia Tech Football
Georgia Tech Games Played (as of Nov 14, 2016)
All games

##	PLAYER	GP-GS	BC	MER	VANDY	CU	UM	UP	GS	DU	NC	VT
82	Aasen, G.	1/-	...	XXX
90	Adams, B.	7/-	...	XXX	XXX	XXX	XXX	XXX	XXX	XXX
9	Alexander, V.	10/-	XXX	XXX	XXX	XXX	XXX	XXX	XXX	XXX	XXX	XXX
48	Alford, C.	10/1	XXX	XXX	XXX	XXX	XXX	XXX	START	XXX	XXX	XXX
24	Allen, M.	6/-	...	XXX	XXX	XXX	XXX	XXX	XXX
57	Anderson, N.	1/-	XXX
17	Austin, Lan.	10/10	START	START	START	START	START	START	START	START	START	START
20	Austin, Law.	10/7	XXX	XXX	XXX	START	START	START	START	START	START	START
30	Benson, K.	4/-	XXX	XXX	XXX	XXX
99	Branch, D.	6/-	...	XXX	XXX	...	XXX	XXX	XXX	XXX
75	Braun, P.	9/5	...	XXX	XXX	XXX	XXX	START	START	START	START	START
70	Bryan, W.	10/8	START	START	START	START	START	XXX	XXX	START	START	START
58	Burden, F.	9/9	START	START	START	START	START	START	START	START	START	...
87	Butker, H.	10/-	XXX	XXX	XXX	XXX	XXX	XXX	XXX	XXX	XXX	XXX
80	Camp, J.	8/-	XXX	XXX	XXX	XXX	...	XXX	...	XXX	XXX	XXX
10	Campbell, C.	7/-	...	XXX	XXX	XXX	XXX	XXX	XXX	XXX
54	Cerge-Henderson	10/5	XXX	XXX	XXX	XXX	START	START	START	START	START	XXX
41	Chungong, R.	10/10	START	START	START	START	START	START	START	START	START	START
43	Cooksey, T.	1/-	XXX
55	Cooper, K.	3/1	XXX	XXX	START
31	Cottrell, N.	8/-	XXX	XXX	XXX	XXX	XXX	XXX	XXX	XXX
32	Curry, D.	10/1	XXX	XXX	START	XXX	XXX	XXX	XXX	XXX	XXX	XXX
2D	Davis, M.	1/-	...	XXX
40	Davis, P.	8/8	START	START	START	START	START	START	START	START
8D	Davis, S.	1/-	...	XXX
71	Devine, S.	10/7	START	START	START	START	START	START	START	XXX	XXX	XXX
45	Dotson, M.	9/-	...	XXX	XXX	XXX	XXX	XXX	XXX	XXX	XXX	XXX
8	Durham, S.	8/8	START	START	START	START	START	START	START	START
42	Freeman, K.	10/10	START	START	START	START	START	START	START	START	START	START
79	Fromayan, E.	10/7	START	XXX	START	START	START	XXX	START	XXX	START	START
91	Gamble, P.	10/10	START	START	START	START	START	START	START	START	START	START
97	Glanton, B.	6/-	...	XXX	XXX	XXX	XXX	...	XXX	XXX
15	Gray, A.	10/10	START	START	START	START	START	START	START	START	START	START
28	Green, J.	8/8	START	START	START	START	START	START	START	START
14	Griffin, Co.	10/10	START	START	START	START	START	START	START	START	START	START
27	Griffin, L.	8/-	XXX	XXX	XXX	XXX	XXX	XXX	XXX	XXX
88	Howell, H.	5/-	...	XXX	XXX	XXX	XXX	XXX
62	Ivemeyer, B.	1/-	XXX
25	Jackson, T.	10/-	XXX	XXX	XXX	XXX	XXX	XXX	XXX	XXX	XXX	XXX
36	Jarrett, O.	1/-	XXX
2	Jeune, R.	10/10	START	START	START	START	START	START	START	START	START	START
23	Johnson, J.	8/-	XXX	XXX	XXX	XXX	XXX	XXX	XXX	XXX
11	Jordan, M.	7/1	XXX	XXX	XXX	XXX	XXX	XXX	START
44	Kagawa, S.	10/-	XXX	XXX	XXX	XXX	XXX	XXX	XXX	XXX	XXX	XXX
92	Kallon, F.	10/5	START	START	START	START	XXX	XXX	XXX	XXX	XXX	START
65	Klock, T.	7/3	START	START	...	XXX	...	START	...	XXX	XXX	XXX
37	Lands-Davis, M.	8/-	XXX	XXX	XXX	XXX	XXX	XXX	XXX	XXX

2016 Georgia Tech Football
Georgia Tech Team Game-by-Game (as of Nov 12, 2016)
All games

TEAM STATISTICS

Date	Opponent	Rushing				Receiving				Passing				Kick Returns				Punt Returns				tot off		
		no.	yds	td	lg	no.	yds	td	lg	cmp	att	int	yds	td	lg	no.	yds	td	lg	no.	yds		td	lg
Sep 03	vs Boston College	44	119	2	21	8	119	0	36	8	15	0	119	0	36	2	56	0	34	1	15	0	15	238
Sep 10	MERCER	52	364	5	31	5	80	0	31	5	10	0	80	0	31	2	40	0	23	2	23	0	15	444
Sep 17	VANDERBILT	46	289	3	29	8	222	2	81	8	17	1	222	2	81	2	50	0	33	0	0	0	0	511
Sep 22	CLEMSON	38	95	1	18	4	29	0	26	4	14	1	29	0	26	1	11	0	11	1	16	0	16	124
Oct 01	MIAMI	54	267	2	33	11	94	1	14	11	19	1	94	1	14	0	0	0	0	2	43	0	26	361
Oct 08	at Pittsburgh	45	241	2	45	7	130	1	31	7	10	0	130	1	31	4	151	1	96	1	8	0	8	371
Oct 15	GEORGIA SOUTHERN	44	265	4	58	7	172	1	65	7	11	0	172	1	65	1	13	0	13	0	0	0	0	437
Oct 29	DUKE	47	341	3	82	10	264	2	50	10	14	0	264	2	50	6	76	0	17	0	0	0	0	605
Nov 05	at North Carolina	59	374	1	40	4	144	1	83	4	9	0	144	1	83	2	39	0	22	0	0	0	0	518
Nov 12	at Virginia Tech	58	309	3	56	2	34	0	24	2	7	0	34	0	24	1	8	0	8	2	8	0	9	343
Georgia Tech		487	2664	26	82	66	1288	8	83	66	126	3	1288	8	83	21	444	1	96	9	113	0	26	3952
Georgia Tech		353	1638	20	73	210	2448	11	74	210	326	6	2448	11	74	15	330	0	37	11	92	0	16	4086

Games: 10 • Avg/rush: 5.5 • Avg/catch: 19.5 • Pass effic: 154.44 • KR avg: 21.1 • PR avg: 12.6 • All purpose avg/game: 458.7 • Total offense avg/gm: 395.2

Date	Opponent	Tackles				Sacks no-yds	Fumble		Pass Defense			blkd kick	PAT Attempts			off			
		ua	a	total	tfl-yds		ff	fr-yds	int-yds	qbh	brup		kick	rush	rcv	saf	t/o	pts	
Sep 03	vs Boston College	37	20	57	4.0-8	1.0-4	1	2-0	1-11	0	2	1	2-2	0	0	0	0	7	17
Sep 10	MERCER	43	10	53	4.0-9	2.0-6	0	0-0	0-0	6	0	1	5-5	0	0	0	0	0	35
Sep 17	VANDERBILT	41	14	55	4.0-12	1.0-9	0	0-0	1-64	6	4	0	5-5	0	0	0	0	0	38
Sep 22	CLEMSON	50	22	72	5.0-10	1.0-5	1	0-0	1-0	3	1	0	1-1	0	0	0	0	7	
Oct 01	MIAMI	32	4	36	3.0-4	0.0-0	0	0-0	0-0	5	0	0	3-3	0	0	0	0	21	
Oct 08	at Pittsburgh	40	24	64	5.0-12	1.0-1	0	1-0	0-0	4	3	0	4-4	0	0	0	7	34	
Oct 15	GEORGIA SOUTHERN	54	4	58	9.0-30	1.0-11	0	0-0	0-0	8	2	0	5-5	0	0	0	0	35	
Oct 29	DUKE	49	9	58	4.0-6	1.0-1	2	2-0	1-0	0	1	0	5-5	0	0	0	0	38	
Nov 05	at North Carolina	38	24	62	3.0-9	0.0-0	0	0-0	0-0	1	4	0	2-2	0	0	0	0	20	
Nov 12	at Virginia Tech	45	28	73	7.0-28	5.0-26	3	2-0	2-3	4	2	1	3-3	0	0	0	17	30	
Georgia Tech		429	159	588	48.0-128	13.0-63	7	7-0	6-78	37	19	3	35-35	0	0	0	31	275	
Georgia Tech		412	170	582	57.0-225	15.0-96	9	10-35	3-10	8	11	1	32-32	0	0	1	59	256	

Date	Opponent	Punting								Field Goals			Kickoffs					
		no.	yds	avg	long	blkd	tb	fc	50+	i20	md-att	long	blkd	no.	yds	avg	tb	ob
Sep 03	vs Boston College	5	181	36.2	53	0	0	0	1	0	1-1	40	0	4	260	65.0	4	0
Sep 10	MERCER	1	42	42.0	42	0	0	0	0	0	0-0	0	0	6	390	65.0	6	0
Sep 17	VANDERBILT	4	170	42.5	50	0	1	1	1	2	1-1	41	0	7	450	64.3	4	0
Sep 22	CLEMSON	8	312	39.0	44	0	0	4	0	2	0-0	0	0	3	205	68.3	2	0
Oct 01	MIAMI	5	208	41.6	53	0	0	4	1	2	0-0	0	0	4	260	65.0	4	0
Oct 08	at Pittsburgh	1	36	36.0	36	0	0	1	0	0	2-2	41	0	7	439	62.7	4	0
Oct 15	GEORGIA SOUTHERN	2	85	42.5	51	0	1	1	1	0	0-1	0	0	6	389	64.8	3	0
Oct 29	DUKE	3	145	48.3	49	0	0	0	0	2	1-1	22	0	7	455	65.0	6	0
Nov 05	at North Carolina	2	100	50.0	58	0	1	0	1	0	2-3	42	1	5	325	65.0	4	0
Nov 12	at Virginia Tech	6	255	42.5	54	0	0	2	1	4	3-3	40	0	7	442	63.1	4	0
Georgia Tech		37	1534	41.5	58	0	3	13	6	12	10-12	42	1	56	3615	64.6	41	0
Georgia Tech		38	1527	40.2	57	0	1	20	6	14	8-13	50	2	48	2971	61.9	24	2

2016 Georgia Tech Football
Georgia Tech Opponent Game-by-Game (as of Nov 12, 2016)
All games

OPPONENT STATISTICS

Date	Opponent	Rushing				Receiving				Passing				Kick Returns				Punt Returns				tot off
		no.	yds	td	lg	no.	yds	td	lg	cmp	att	int	yds	td	lg	no.	yds	td	lg	no.	yds	
Sep 03	vs Boston College	37	176	2	73	11	144	0	26	11-17-1	144	0	26	0	0	0	0	2	29	0	15	320
Sep 10	MERCER	28	85	0	9	25	235	1	32	25-40-0	235	1	32	0	0	0	0	0	0	0	0	320
Sep 17	VANDERBILT	30	85	0	14	20	190	1	22	20-31-1	190	1	22	3	57	0	20	1	7	0	7	275
Sep 22	CLEMSON	34	138	1	17	32	304	2	28	32-48-1	304	2	28	1	23	0	23	3	17	0	11	442
Oct 01	MIAMI	27	114	2	27	13	241	1	48	13-19-0	241	1	48	0	0	0	0	1	5	0	5	355
Oct 08	at Pittsburgh	42	215	3	24	14	192	1	74	14-20-0	192	1	74	3	67	0	31	0	0	0	0	407
Oct 15	GEORGIA SOUTHERN	50	167	2	15	18	168	1	25	18-33-0	168	1	25	3	64	0	25	0	0	0	0	335
Oct 29	DUKE	37	254	3	57	22	305	2	36	22-36-1	305	2	36	1	14	0	14	1	0	0	0	559
Nov 05	at North Carolina	35	283	5	45	23	353	1	68	23-35-0	353	1	68	1	32	0	32	0	0	0	0	636
Nov 12	at Virginia Tech	33	121	2	17	32	316	1	24	32-47-2	316	1	24	3	73	0	37	3	34	0	16	437
Opponents		353	1638	20	73	210	2448	11	74	210-326-6	2448	11	74	15	330	0	37	11	92	0	16	4086
		487	2664	26	82	66	1288	8	83	66-126-3	1288	8	83	21	444	1	96	9	113	0	26	3952

Games: 10 • Avg/rush: 4.6 • Avg/catch: 11.7 • Pass effic: 134.95 • KR avg: 22.0 • PR avg: 8.4 • All purpose avg/game: 451.8 • Total offense avg/gm: 408.6

Date	Opponent	Tackles				Sacks no-yds	Fumble		Pass Defense			blkd kick	PAT Attempts			off			
		ua	a	total	tfl-yds		ff	fr-yds	int-yds	qbh	brup		kick	rush	rcv	saf	t/o	pts	
Sep 03	vs Boston College	46	14	60	8.0-28	1.0-9	1	1-0	0-0	1	0	0	2-2	0	0	0	0	0	14
Sep 10	MERCER	44	14	58	1.0-8	0.0-0	1	2-0	0-0	0	1	0	1-1	0	0	0	0	7	10
Sep 17	VANDERBILT	40	14	54	6.0-19	1.0-7	0	0-0	1-0	0	1	0	1-1	0	0	0	0	0	7
Sep 22	CLEMSON	33	16	49	7.0-43	3.0-30	0	0-0	1-8	0	1	0	3-3	0	0	1	3	26	
Oct 01	MIAMI	49	12	61	8.0-27	4.0-19	2	2-35	1-2	0	5	0	5-5	0	0	0	14	35	
Oct 08	at Pittsburgh	43	18	61	6.0-15	2.0-9	0	0-0	0-0	3	0	0	4-4	0	0	0	0	37	
Oct 15	GEORGIA SOUTHERN	39	4	43	3.0-14	0.0-0	1	0-0	0-0	0	0	0	3-3	0	0	0	0	24	
Oct 29	DUKE	45	8	53	7.0-32	3.0-16	2	2-0	0-0	0	0	0	5-5	0	0	0	14	35	
Nov 05	at North Carolina	39	32	71	3.0-18	0.0-0	1	2-0	0-0	2	1	1	6-6	0	0	0	14	48	
Nov 12	at Virginia Tech	34	38	72	8.0-21	1.0-6	1	1-0	0-0	2	2	0	2-2	0	0	0	7	20	
Opponents		412	170	582	57.0-225	15.0-96	9	10-35	3-10	8	11	1	32-32	0	0	1	59	256	
		429	159	588	48.0-128	13.0-63	7	7-0	6-78	37	19	3	35-35	0	0	0	31	275	

Date	Opponent	Punting							Field Goals			Kickoffs						
		no.	yds	avg	long	blkd	tb	fc	50+	i20	md-att	long	blkd	no.	yds	avg	tb	ob
Sep 03	vs Boston College	3	107	35.7	38	0	0	1	0	1	0-2	0	1	3	182	60.7	1	0
Sep 10	MERCER	4	183	45.8	57	0	1	1	2	1	1-2	31	0	3	189	63.0	0	1
Sep 17	VANDERBILT	8	321	40.1	51	0	0	6	1	2	0-0	0	0	2	125	62.5	0	0
Sep 22	CLEMSON	6	232	38.7	49	0	0	4	0	4	1-2	47	0	5	284	56.8	2	1
Oct 01	MIAMI	6	239	39.8	55	0	0	3	1	1	0-0	0	0	6	390	65.0	6	0
Oct 08	at Pittsburgh	1	47	47.0	47	0	0	0	0	0	3-3	41	0	7	450	64.3	3	0
Oct 15	GEORGIA SOUTHERN	3	118	39.3	45	0	0	1	0	1	1-1	44	0	4	264	66.0	3	0
Oct 29	DUKE	2	88	44.0	52	0	0	1	1	2	0-0	0	0	6	368	61.3	0	0
Nov 05	at North Carolina	1	31	31.0	31	0	0	1	0	1	2-2	50	0	9	582	64.7	7	0
Nov 12	at Virginia Tech	4	161	40.2	52	0	0	2	1	1	0-1	0	1	3	137	45.7	2	0
Opponents		38	1527	40.2	57	0	1	20	6	14	8-13	50	2	48	2971	61.9	24	2
		37	1534	41.5	58	0	3	13	6	12	10-12	42	1	56	3615	64.6	41	0

2016 Georgia Tech Football
 Georgia Tech Team Game-by-Game Comparison (as of Nov 12, 2016)
All games

Opponent	Score	First Downs				Pen	Rushing Number-Yards	Passing		Total Offense Plays-Yards	Return Yards	Turn- Overs
		Total	Rush	Pass	Comp-Att-Int			Yards				
Boston College	17 - 14	12 / 15	7 / 7	4 / 6	1 / 2	44-119 / 37-176	8-15-0 / 11-17-1	119 / 144	59-238 / 54-320	82 / 29	1 / 3	
MERCER	35 - 10	25 / 19	20 / 8	3 / 11	2 / 0	52-364 / 28-85	5-10-0 / 25-40-0	80 / 235	62-444 / 68-320	63 / 0	2 / 0	
VANDERBILT	38 - 7	21 / 17	14 / 4	5 / 12	2 / 1	46-289 / 30-85	8-17-1 / 20-31-1	222 / 190	63-511 / 61-275	114 / 64	1 / 1	
CLEMSON	7 - 26	11 / 24	7 / 9	1 / 15	3 / 0	38-95 / 34-138	4-14-1 / 32-48-1	29 / 304	52-124 / 82-442	27 / 48	1 / 1	
MIAMI	21 - 35	22 / 18	17 / 7	5 / 10	0 / 1	54-267 / 27-114	11-19-1 / 13-19-0	94 / 241	73-361 / 46-355	43 / 42	3 / 0	
Pittsburgh	34 - 37	18 / 22	13 / 13	5 / 8	0 / 1	45-241 / 42-215	7-10-0 / 14-20-0	130 / 192	55-371 / 62-407	159 / 67	0 / 1	
GEORGIA SOUTHERN	35 - 24	19 / 25	11 / 14	7 / 8	1 / 3	44-265 / 50-167	7-11-0 / 18-33-0	172 / 168	55-437 / 83-335	13 / 64	0 / 0	
DUKE	38 - 35	20 / 23	11 / 9	9 / 13	0 / 1	47-341 / 37-254	10-14-0 / 22-36-1	264 / 305	61-605 / 73-559	76 / 14	2 / 3	
North Carolina	20 - 48	24 / 26	20 / 10	3 / 16	1 / 0	59-374 / 35-283	4-9-0 / 23-35-0	144 / 353	68-518 / 70-636	39 / 32	2 / 0	
Virginia Tech	30 - 20	15 / 25	12 / 9	1 / 16	2 / 0	58-309 / 33-121	2-7-0 / 32-47-2	34 / 316	65-343 / 80-437	19 / 107	1 / 4	
Totals	275 - 256	187 / 214	132 / 90	43 / 115	12 / 9	487-2664 / 353-1638	66-126-3 / 210-326-6	1288 / 2448	613-3952 / 679-4086	635 / 467	13 / 13	

Opponent	3rd Down Conversions	4th Down Conversions	Time of Possession	TOP Margin	Avg Yds/Rush	Avg Yds/Pass	Avg Yds/Play	Punting Number-Avg	Penalties Number-Yards	Sacks
Boston College	6-14 / 6-14	2-2 / 0-0	30:18 / 29:42	0:36	2.7 / 4.8	7.9 / 8.5	4.0 / 5.9	5-36.2 / 3-35.7	3-29 / 7-39	1 / 1
MERCER	6-8 / 10-18	1-1 / 1-2	30:18 / 29:42	0:36	7.0 / 3.0	8.0 / 5.9	7.2 / 4.7	1-42.0 / 4-45.8	1-10 / 5-45	2 / 0
VANDERBILT	8-15 / 4-13	0-1 / 0-1	29:32 / 30:28	-0:56	6.3 / 2.8	13.1 / 6.1	8.1 / 4.5	4-42.5 / 8-40.1	4-55 / 5-45	1 / 1
CLEMSON	2-12 / 10-18	0-1 / 0-0	28:24 / 31:36	-3:12	2.5 / 4.1	2.1 / 6.3	2.4 / 5.4	8-39.0 / 6-38.7	2-15 / 10-80	1 / 3
MIAMI	3-12 / 1-7	2-4 / 0-0	39:54 / 20:06	19:48	4.9 / 4.2	4.9 / 12.7	4.9 / 7.7	5-41.6 / 6-39.8	4-41 / 4-39	0 / 4
Pittsburgh	5-11 / 6-11	2-4 / 1-1	29:39 / 30:21	-0:42	5.4 / 5.1	13.0 / 9.6	6.7 / 6.6	1-36.0 / 1-47.0	5-46 / 2-15	1 / 2
GEORGIA SOUTHERN	6-10 / 13-20	1-1 / 2-3	26:25 / 33:35	-7:10	6.0 / 3.3	15.6 / 5.1	7.9 / 4.0	2-42.5 / 3-39.3	3-30 / 7-66	1 / 0
DUKE	6-12 / 8-13	0-1 / 0-2	31:41 / 28:19	3:22	7.3 / 6.9	18.9 / 8.5	9.9 / 7.7	3-48.3 / 2-44.0	8-46 / 4-20	1 / 3
North Carolina	8-14 / 8-13	0-1 / 1-1	32:27 / 27:33	4:54	6.3 / 8.1	16.0 / 10.1	7.6 / 9.1	2-50.0 / 1-31.0	4-26 / 6-45	0 / 0
Virginia Tech	4-14 / 6-14	1-1 / 1-2	35:55 / 24:05	11:50	5.3 / 3.7	4.9 / 6.7	5.3 / 5.5	6-42.5 / 4-40.2	7-35 / 4-35	5 / 1
Totals	54-122 / 72-141	9-17 / 6-12	314:33 / 285:27	29:06	5.5 / 4.6	10.2 / 7.5	6.4 / 6.0	37-41.5 / 38-40.2	41-333 / 54-429	13 / 15

Note: Game totals are displayed in the format TEAM/OPPONENT for each category

2016 Georgia Tech Football
Georgia Tech By-Quarter Statistics (as of Nov 12, 2016)
All games

3rd-Down Conversions

Date	Opponent	Score	Overall	1st Qtr	2nd Qtr	3rd Qtr	4th Qtr	Overtime
Sep 03, 2016	vs Boston College	W 17-14	6-14 42.9	1-2 50.0	1-4 25.0	2-4 50.0	2-4 50.0	
Sep 10, 2016	MERCER	W 35-10	6-8 75.0	1-1 100.0	2-3 66.7	1-2 50.0	2-2 100.0	
Sep 17, 2016	VANDERBILT	W 38-7	8-15 53.3	2-2 100.0	1-5 20.0	3-3 100.0	2-5 40.0	
Sep 22, 2016	CLEMSON	L 7-26	2-12 16.7	0-2 0.0	1-4 25.0	1-4 25.0	0-2 0.0	
Oct 01, 2016	MIAMI	L 21-35	3-12 25.0	3-4 75.0	0-2 0.0	0-2 0.0	0-4 0.0	
Oct 08, 2016	at Pittsburgh	L 34-37	5-11 45.5	2-3 66.7	1-2 50.0	0-3 0.0	2-3 66.7	
Oct 15, 2016	GEORGIA SOUTHERN	W 35-24	6-10 60.0	1-1 100.0	1-4 25.0	1-2 50.0	3-3 100.0	
Oct 29, 2016	DUKE	W 38-35	6-12 50.0	3-4 75.0	0-2 0.0	1-2 50.0	2-4 50.0	
Nov 05, 2016	at North Carolina	L 20-48	8-14 57.1	0-2 0.0	2-4 50.0	3-4 75.0	3-4 75.0	
Nov 12, 2016	at Virginia Tech	W 30-20	4-14 28.6	2-5 40.0	0-2 0.0	1-3 33.3	1-4 25.0	
	Georgia Tech		54-122 44.3	15-26 57.7	9-32 28.1	13-29 44.8	17-35 48.6	0-0 0.0
	Opponents		72-141 51.1	20-32 62.5	17-39 43.6	16-32 50.0	19-38 50.0	0-0 0.0

4th-Down Conversions

Date	Opponent	Score	Overall	1st Qtr	2nd Qtr	3rd Qtr	4th Qtr	Overtime
Sep 03, 2016	vs Boston College	W 17-14	2-2 100.0	1-1 100.0	0-0 0.0	0-0 0.0	1-1 100.0	
Sep 10, 2016	MERCER	W 35-10	1-1 100.0	0-0 0.0	0-0 0.0	1-1 100.0	0-0 0.0	
Sep 17, 2016	VANDERBILT	W 38-7	0-1 0.0	0-0 0.0	0-0 0.0	0-0 0.0	0-1 0.0	
Sep 22, 2016	CLEMSON	L 7-26	0-1 0.0	0-0 0.0	0-0 0.0	0-0 0.0	0-1 0.0	
Oct 01, 2016	MIAMI	L 21-35	2-4 50.0	0-0 0.0	1-1 100.0	0-0 0.0	1-3 33.3	
Oct 08, 2016	at Pittsburgh	L 34-37	2-4 50.0	0-0 0.0	1-1 100.0	1-2 50.0	0-1 0.0	
Oct 15, 2016	GEORGIA SOUTHERN	W 35-24	1-1 100.0	0-0 0.0	1-1 100.0	0-0 0.0	0-0 0.0	
Oct 29, 2016	DUKE	W 38-35	0-1 0.0	0-0 0.0	0-0 0.0	0-0 0.0	0-1 0.0	
Nov 05, 2016	at North Carolina	L 20-48	0-1 0.0	0-0 0.0	0-0 0.0	0-0 0.0	0-1 0.0	
Nov 12, 2016	at Virginia Tech	W 30-20	1-1 100.0	1-1 100.0	0-0 0.0	0-0 0.0	0-0 0.0	
	Georgia Tech		9-17 52.9	2-2 100.0	3-3 100.0	2-3 66.7	2-9 22.2	0-0 0.0
	Opponents		6-12 50.0	2-2 100.0	1-4 25.0	2-5 40.0	1-1 100.0	0-0 0.0

Time of Possession

Date	Opponent	Score	Overall	1st Qtr	2nd Qtr	3rd Qtr	4th Qtr	Overtime
Sep 03, 2016	vs Boston College	W 17-14	30:18	7:13	5:59	8:16	8:50	
Sep 10, 2016	MERCER	W 35-10	30:18	8:28	7:21	6:15	8:14	
Sep 17, 2016	VANDERBILT	W 38-7	29:32	6:43	7:42	7:35	7:32	
Sep 22, 2016	CLEMSON	L 7-26	28:24	5:59	5:07	11:49	5:29	
Oct 01, 2016	MIAMI	L 21-35	39:54	12:07	10:36	9:15	7:56	
Oct 08, 2016	at Pittsburgh	L 34-37	29:39	8:10	5:39	8:35	7:15	
Oct 15, 2016	GEORGIA SOUTHERN	W 35-24	26:25	5:46	5:19	7:02	8:18	
Oct 29, 2016	DUKE	W 38-35	31:41	7:32	5:07	9:03	9:59	
Nov 05, 2016	at North Carolina	L 20-48	32:27	4:48	9:35	9:42	8:22	
Nov 12, 2016	at Virginia Tech	W 30-20	35:55	11:30	9:42	7:18	7:25	
	Georgia Tech	Total	314:33	78:16	72:07	84:50	79:20	0:00
		Avg.	31:27	7:49	7:12	8:29	7:56	0:00
	Opponents	Total	285:27	71:44	77:53	65:10	70:40	0:00
		Avg.	28:32	7:10	7:47	6:31	7:04	0:00

2016 Georgia Tech Football
Georgia Tech Red-Zone Results (as of Nov 12, 2016)
All games

Georgia Tech Inside Opponent Red-Zone

Date	Opponent	Score	Times In RZ	Times Scored	Total Pts	Rush TDs	Pass TDs	FGs Made	Failed to score inside RZ						
									FGA	Down	Int	Fumb	Half	Game	
Sep 03, 2016	vs Boston College	W 17-14	3	3	17	2	2	0	1	0	0	0	0	0	0
Sep 10, 2016	MERCER	W 35-10	6	5	35	5	5	0	0	0	0	0	1	0	0
Sep 17, 2016	VANDERBILT	W 38-7	4	3	21	3	3	0	0	0	0	1	0	0	0
Sep 22, 2016	CLEMSON	L 7-26	1	1	7	1	1	0	0	0	0	0	0	0	0
Oct 01, 2016	MIAMI	L 21-35	3	3	21	3	2	1	0	0	0	0	0	0	0
Oct 08, 2016	at Pittsburgh	L 34-37	2	2	10	1	1	0	1	0	0	0	0	0	0
Oct 15, 2016	GEORGIA SOUTHERN	W 35-24	4	3	21	3	3	0	0	1	0	0	0	0	0
Oct 29, 2016	DUKE	W 38-35	2	2	10	1	1	0	1	0	0	0	0	0	0
Nov 05, 2016	at North Carolina	L 20-48	6	3	13	1	1	0	2	1	1	0	1	0	0
Nov 12, 2016	at Virginia Tech	W 30-20	3	3	13	1	1	0	2	0	0	0	0	0	0
Totals			34	28	168	21	20	1	7	2	1	1	2	0	0
28 of 34 (82.4%)															

Opponents Inside Georgia Tech Red-Zone

Date	Opponent	Score	Times In RZ	Times Scored	Total Pts	Rush TDs	Pass TDs	FGs Made	Failed to score inside RZ						
									FGA	Down	Int	Fumb	Half	Game	
Sep 03, 2016	vs Boston College	W 17-14	3	1	7	1	1	0	0	1	0	0	1	0	0
Sep 10, 2016	MERCER	W 35-10	2	1	3	0	0	0	1	1	0	0	0	0	0
Sep 17, 2016	VANDERBILT	W 38-7	1	1	7	1	0	1	0	0	0	0	0	0	0
Sep 22, 2016	CLEMSON	L 7-26	6	3	21	3	1	2	0	1	0	1	0	1	0
Oct 01, 2016	MIAMI	L 21-35	1	1	7	1	1	0	0	0	0	0	0	0	0
Oct 08, 2016	at Pittsburgh	L 34-37	4	4	20	2	2	0	2	0	0	0	0	0	0
Oct 15, 2016	GEORGIA SOUTHERN	W 35-24	4	4	24	3	2	1	1	0	0	0	0	0	0
Oct 29, 2016	DUKE	W 38-35	4	4	28	4	3	1	0	0	0	0	0	0	0
Nov 05, 2016	at North Carolina	L 20-48	5	5	31	4	4	0	1	0	0	0	0	0	0
Nov 12, 2016	at Virginia Tech	W 30-20	4	3	20	3	2	1	0	1	0	0	0	0	0
Totals			34	27	168	22	16	6	5	4	0	1	1	1	0
27 of 34 (79.4%)															

**2016 Georgia Tech Football
Georgia Tech Game Superlatives (as of Nov 12, 2016)
All games**

INDIVIDUAL GAME HIGHS

Rushes	32	Matthew Jordan at Virginia Tech (Nov 12, 2016)
Yards Rushing	195	Justin Thomas vs Duke (Oct 29, 2016)
TD Rushes	3	Dedrick Mills vs Vanderbilt (Sep 17, 2016)
Long Rush	82	Justin Thomas vs Duke (Oct 29, 2016)
Pass attempts	19	Justin Thomas vs Miami (Oct 01, 2016)
Pass completions	11	Justin Thomas vs Miami (Oct 01, 2016)
Yards Passing	264	Justin Thomas vs Duke (Oct 29, 2016)
TD Passes	2	Justin Thomas vs Duke (Oct 29, 2016)
Long Pass	83	Justin Thomas at North Carolina (Nov 05, 2016)
Receptions	4	Ricky Jeune vs Georgia Southern (Oct 15, 2016)
Yards Receiving	91	Clinton Lynch vs Duke (Oct 29, 2016)
TD Receptions	2	Clinton Lynch vs Duke (Oct 29, 2016)
Long Reception	83	Clinton Lynch at North Carolina (Nov 05, 2016)
Field Goals	3	Harrison Butker at Virginia Tech (Nov 12, 2016)
Long Field Goal	42	Harrison Butker at North Carolina (Nov 05, 2016)
Punts	8	Ryan Rodwell vs Clemson (Sep 22, 2016)
Punting Avg	50.0	Ryan Rodwell at North Carolina (Nov 05, 2016)
Long Punt	58	Ryan Rodwell at North Carolina (Nov 05, 2016)
Punts inside 20	4	Ryan Rodwell at Virginia Tech (Nov 12, 2016)
Long Punt Return	26	Brad Stewart vs Miami (Oct 01, 2016)
Long Kickoff Return	96	J.J. Green at Pittsburgh (Oct 08, 2016)
Tackles	12	Lawrence Austin vs Clemson (Sep 22, 2016)
	12	Corey Griffin at North Carolina (Nov 05, 2016)
Sacks	2.0	Anree Saint-Amour at Virginia Tech (Nov 12, 2016)
Tackles For Loss	3.0	Corey Griffin vs Georgia Southern (Oct 15, 2016)
	3.0	A.J. Gray vs Georgia Southern (Oct 15, 2016)
	3.0	Rod Rook-Chungong vs Georgia Southern (Oct 15, 2016)
Interceptions	2	Lawrence Austin at Virginia Tech (Nov 12, 2016)

**2016 Georgia Tech Football
Georgia Tech Game Superlatives (as of Nov 12, 2016)
All games**

TEAM GAME HIGHS

Rushes	59	at North Carolina (Nov 05, 2016)
Yards Rushing	374	at North Carolina (Nov 05, 2016)
Yards Per Rush	7.3	vs Duke (Oct 29, 2016)
TD Rushes	5	vs Mercer (Sep 10, 2016)
Pass attempts	19	vs Miami (Oct 01, 2016)
Pass completions	11	vs Miami (Oct 01, 2016)
Yards Passing	264	vs Duke (Oct 29, 2016)
Yards Per Pass	18.9	vs Duke (Oct 29, 2016)
TD Passes	2	vs Vanderbilt (Sep 17, 2016)
	2	vs Duke (Oct 29, 2016)
Total Plays	73	vs Miami (Oct 01, 2016)
Total Offense	605	vs Duke (Oct 29, 2016)
Yards Per Play	9.9	vs Duke (Oct 29, 2016)
Points	38	vs Vanderbilt (Sep 17, 2016)
	38	vs Duke (Oct 29, 2016)
Sacks By	5	at Virginia Tech (Nov 12, 2016)
First Downs	25	vs Mercer (Sep 10, 2016)
Penalties	8	vs Duke (Oct 29, 2016)
Penalty Yards	55	vs Vanderbilt (Sep 17, 2016)
Turnovers	3	vs Miami (Oct 01, 2016)
Interceptions By	2	at Virginia Tech (Nov 12, 2016)
Punts	8	vs Clemson (Sep 22, 2016)
Punting Avg	50.0	at North Carolina (Nov 05, 2016)
Long Punt	58	at North Carolina (Nov 05, 2016)
Punts inside 20	4	at Virginia Tech (Nov 12, 2016)
Long Punt Return	26	vs Miami (Oct 01, 2016)

2016 Georgia Tech Football
Georgia Tech Game Superlatives (as of Nov 12, 2016)
All games

OPPONENT INDIVIDUAL GAME HIGHS

Rushes	18	Ralph Webb, vs Vanderbilt (Sep 17, 2016)
	18	Evans, J, at Virginia Tech (Nov 12, 2016)
Yards Rushing	168	Hood, E, at North Carolina (Nov 05, 2016)
TD Rushes	3	Hood, E, at North Carolina (Nov 05, 2016)
Long Rush	73	Hilliman,J, vs Boston College (Sep 03, 2016)
Pass attempts	48	WATSON, vs Clemson (Sep 22, 2016)
Pass completions	32	WATSON, vs Clemson (Sep 22, 2016)
	32	Evans, J, at Virginia Tech (Nov 12, 2016)
Yards Passing	329	Trubisky, M, at North Carolina (Nov 05, 2016)
TD Passes	2	WATSON, vs Clemson (Sep 22, 2016)
	2	Jones, D, vs Duke (Oct 29, 2016)
Long Pass	74	Peterman, N., at Pittsburgh (Oct 08, 2016)
Receptions	10	Phillips, C, at Virginia Tech (Nov 12, 2016)
Yards Receiving	120	Howard, B, at North Carolina (Nov 05, 2016)
TD Receptions	2	Helm, D, vs Duke (Oct 29, 2016)
Long Reception	74	Orndoff, S., at Pittsburgh (Oct 08, 2016)
Field Goals	3	Blewitt, C., at Pittsburgh (Oct 08, 2016)
Long Field Goal	50	Weiler, N, at North Carolina (Nov 05, 2016)
Punts	8	Sam Loy, vs Vanderbilt (Sep 17, 2016)
Punting Avg	52.0	Boehme, P, vs Duke (Oct 29, 2016)
Long Punt	57	Tyler Zielenske, vs Mercer (Sep 10, 2016)
Punts inside 20	4	TEASDALL, vs Clemson (Sep 22, 2016)
Long Punt Return	16	Carroll, C.J., at Virginia Tech (Nov 12, 2016)
Long Kickoff Return	37	Greene, D, at Virginia Tech (Nov 12, 2016)
Tackles	14	Motuapuaka, A, at Virginia Tech (Nov 12, 2016)
Sacks	2.0	Harris,T., vs Miami (Oct 01, 2016)
Tackles For Loss	4.0	Strachan,C, vs Boston College (Sep 03, 2016)
Interceptions	1	T. Ferguson, vs Vanderbilt (Sep 17, 2016)
	1	V. SMITH, vs Clemson (Sep 22, 2016)
	1	Pinckney,M., vs Miami (Oct 01, 2016)

2016 Georgia Tech Football
Georgia Tech Game Superlatives (as of Nov 12, 2016)
All games

OPPONENT TEAM GAME HIGHS

Rushes	50	vs Georgia Southern (Oct 15, 2016)
Yards Rushing	283	at North Carolina (Nov 05, 2016)
Yards Per Rush	8.1	at North Carolina (Nov 05, 2016)
TD Rushes	5	at North Carolina (Nov 05, 2016)
Pass attempts	48	vs Clemson (Sep 22, 2016)
Pass completions	32	vs Clemson (Sep 22, 2016)
	32	at Virginia Tech (Nov 12, 2016)
Yards Passing	353	at North Carolina (Nov 05, 2016)
Yards Per Pass	12.7	vs Miami (Oct 01, 2016)
TD Passes	2	vs Clemson (Sep 22, 2016)
	2	vs Duke (Oct 29, 2016)
Total Plays	83	vs Georgia Southern (Oct 15, 2016)
Total Offense	636	at North Carolina (Nov 05, 2016)
Yards Per Play	9.1	at North Carolina (Nov 05, 2016)
Points	48	at North Carolina (Nov 05, 2016)
Sacks By	4	vs Miami (Oct 01, 2016)
First Downs	26	at North Carolina (Nov 05, 2016)
Penalties	10	vs Clemson (Sep 22, 2016)
Penalty Yards	80	vs Clemson (Sep 22, 2016)
Turnovers	4	at Virginia Tech (Nov 12, 2016)
Interceptions By	1	vs Vanderbilt (Sep 17, 2016)
	1	vs Clemson (Sep 22, 2016)
	1	vs Miami (Oct 01, 2016)
Punts	8	vs Vanderbilt (Sep 17, 2016)
Punting Avg	47.0	at Pittsburgh (Oct 08, 2016)
Long Punt	57	vs Mercer (Sep 10, 2016)
Punts inside 20	4	vs Clemson (Sep 22, 2016)
Long Punt Return	16	at Virginia Tech (Nov 12, 2016)