



CHARLES SNOWDEN

TERRELL JANA

VIRGINIA FACT BOOK

2020 SEASON

  UVAFOOTBALL
 VIRGINIAFOOTBALL



VIRGINIA

2020 FOOTBALL FACT BOOK

TABLE OF CONTENTS

2-3	2020 Season Information	122-123	Year-by-Year Statistics
4-5	Personnel Charts	124	Record vs. All Opponents
6-7	Cavalier Roster By State	125-128	Series Records vs. Opponents
8-9	Rosters	129-137	All-Time Results
10-16	Head Coach Bronco Mendenhall	138	The Coaching Line
17-28	Assistant Coaches Bios	139	Virginia Homecoming Game Results
29	Graduate Assistants	140-146	All-Time Lettermen
30-69	Player Bios	147	Major Award Winners
70-80	2019 Statistics	148	Retired Numbers/Jerseys
81-87	2019 Game-by-Game Box Scores	149-150	Virginia's ACC Honors
88-89	The Last Time/UVA-Opponent	151-153	All-ACC Selections
90-91	2019 Honors	154-157	Virginia All-Americans
92	2019 Opponent Information	158-159	Academic Honors
93	2019 Opponent Schedules	160	ACC All-Academic
94-97	Rushing Record	161	Hall of Fame Inductees
98-101	Passing Records	162-163	Cavaliers in All-Star Games
102-103	Total Offensive Records	164-165	Bowl History
104-107	Receiving Records	166-170	Cavaliers in the Pros
108-109	All-Time Scoring Records	171	Cavaliers in the Super Bowl
110	Kick Off Return Records	172-173	All-Time Draft Picks
111	Punt Return Records	174-175	Scott Stadium
112-113	All Purpose Yards	176-177	George Welsh Indoor Facility
114	Punting Records	178-179	Administration
115-116	Interception Records	180-182	Senior Staff
117-118	Defensive Records	183	Media Information
119-120	Team Records	184	Get ACC Network
121	The Longest Plays		

2020 VIRGINIA FOOTBALL INFORMATION

A QUICK LOOK AT VIRGINIA

Location	Charlottesville, Va. 22904
Founded	1819 by Thomas Jefferson
Enrollment	25,018 (Undergraduate 17,011)
President	Dr. James E. Ryan
Athletics Director	Carla Williams
Facutly Athletics Rep	Carrie M. Heilman
Nicknames	Cavaliers, Wahoos, 'Hoos
Mascot	Cavalier
Colors	Orange and Blue
Song	Good Old Song
Affiliations	NCAA, Division I-A, Atlantic Coast Conference

2020 COACHING STAFF

Bronco Mendenhall.....	Head Coach
Robert Anae.....	Offensive Coordinator/Inside Receivers
Ricky Brumfield.....	Special Teams Coordinator/Tight Ends
Nick Howell.....	Defensive Coordinator/Secondary
Kelly Poppinga.....	Co-Defensive Coordinator/Outside Linebackers
Mark Atuaia.....	Running Backs
Jason Beck.....	Quarterbacks
Marques Hagans.....	Wide Receivers
Shane Hunter.....	Inside Linebackers
Clint Sintim.....	Defensive Line
Garett Tujague.....	Offensive Line
Kirk Garner.....	Graduate Assistant (Defense)
Charles Mack.....	Graduate Assistant (Offense)
Joe Spaziani.....	Graduate Assistant (Offense)
Donte Wilkins.....	Graduate Assistant (Defense)

STADIUM

Stadium Complex	Carl Smith Center, Home of David A. Harrison, III Field at Scott Stadium
Official Capacity	61,500
Largest Crowd	64,947 - Aug. 30, 2008 (USC 52, UVA 7)
Playing Surface	Prescription Athletic Turf
Total Games Played at Site	477
All-Time Stadium Record	272-193-12 (.58281)
First Game at Site	Oct. 15, 1931 (VMI 18, UVA 3)

SOCIAL MEDIA • #GOHOOS • #THESTANDARD

Twitter	@UVAFootball @UVACoachBronco @VirginiaSports
Instagram	@UVAFootball @VirginiaSports
Facebook	VirginiaFootball VirginiaCavaliers

FOOTBALL INFORMATION

2019 Record.....	9-5
ACC Record (Finish).....	6-2 (first in Coastal Division)
Bowl Game.....	Orange Bowl vs. Florida (L, 28-36)
Starters Returning.....	15 (7 on offense, 8 on defense, plus, kicker, punter, long snapper and holder)
Starters Lost.....	7 (4 on offense, 3 on defense, plus (P) long snapper)
Lettermen Returning.....	48 (19 offense, 25 defense, 4 specialists)
Lettermen Lost.....	19 (12 offense, 6 defense, 1 specialist)
Offensive Alignment.....	Multiple Formation
Defensive Alignment.....	3-4

COACH BRONCO MENDENHALL

Seasons.....	2016-present (2020 will be his 5th season at UVA)
UVA Record.....	25-27 (four seasons)
Overall Career Head Coaching Record.....	124-70 (.639) 194 games
Career Conference Record.....	53-27 (.663) 80 games
Career vs. Non-Conference Opponents.....	71-42 (.628) 113 games
Career Record in Bowl Games.....	7-7 (.500) 14 games
Twitter.....	@UVACoachBronco

PROGRAM HISTORY

First Year of Football.....	1888 (2020 will be the 131st season)
Total Number of Games.....	1,329
All-Time Record.....	668-613-48
Winning Seasons.....	72
Losing Seasons.....	50
.500 Seasons.....	8

UVA ATHLETICS MEDIA RELATIONS

Main Office Phone.....	(434) 982-5500
Fax.....	(434) 982-5525
Scott Stadium Press Box.....	(434) 296-5910/295-2453
Assistant AD for Media Relations.....	Jim Daves
Office Phone.....	(434) 243-2467
Cell Phone.....	(434) 962-7668
E-mail Address.....	jimdaves@virginia.edu
Twitter.....	@JimDaves
Primary Contact for Football.....	Vincent Briedis
Office Phone.....	(434) 982-5533
Cell Phone.....	(434) 326-3792
E-mail Address.....	briedis@virginia.edu
Twitter.....	@VincentBriedis
Secondary Contact for Football.....	Kristin Thurman
Office Phone.....	(434) 297-7644
Cell Phone.....	(864) 934-4704
E-mail Address.....	kwatkins@virginia.edu
Media Relations Mailing Address.....	P.O. Box 400853 Charlottesville, VA 22903-4853
Overnight Package Delivery.....	295 Massie Road Charlottesville, VA 22904



TERRELL JANA



2019 VIRGINIA RESULTS

Date	Opponent	Result
Aug. 31	at Pitt* (ACCN)	W/30-14
Sept. 6 (Fri.)	WILLIAM & MARY (ACCN)	W/52-17
Sept. 14	FLORIDA STATE* (ACCN)	W/31-24
Sept. 21	OLD DOMINION (ESPN2)	W/28-17
Sept. 28	at Notre Dame (NBC)	L/20-35
Oct. 11 (Fri.)	at Miami* (ESPN)	L/9-17
Oct. 19	DUKE* (ACCN)	W/48-14
Oct. 26	at Louisville* (ACCN)	L/21-28
Nov. 2	at North Carolina* (ACCN)	W/38-31
Nov. 9	GEORGIA TECH* (RSN)	W/33-28
Nov. 23	LIBERTY (RSN)	W/55-27
Nov. 29 (Fri.)	VIRGINIA TECH* (ABC)	W/39-30
Dec. 7	vs. Clemson^ (ABC)	L/17-62
Dec. 30	vs. Florida! (ESPN)	L/28-36

* - Denotes ACC game

^ - Denotes ACC Championship Game (Charlotte, N.C.)

! - Denotes Orange Bowl (Miami Gardens, Fla.)

Home games are **Bold**

2020 VIRGINIA SCHEDULE

Date	Opponent	Time
Sept. 11 (Fri.)	VMI	TBA
Sept. 19	at Virginia Tech*	TBA
Oct. 3	at Clemson*	TBA
Oct. 10	NC STATE*	TBA
Oct. 17	at Wake Forest*	TBA
Oct. 24	at Miami*	TBA
Oct. 31	NORTH CAROLINA*	TBA
Nov. 7	LOUISVILLE*	TBA
Nov. 14	DUKE*	TBA
Nov. 28	at Florida State*	TBA
Dec. 5	BOSTON COLLEGE*	TBA

* - Denotes ACC game

Home games are **Bold**

All games are listed as ET

2020 PERSONNEL CHART

LETTERMEN RETURNING (48)

OFFENSE (19, 7 STARTERS)

Pos.	Name	Yr.	Ht.	Wt.
TB	Mike Hollins*	So.	5-9	200
	Perris Jones*	So.	5-8	175
	Wayne Taulapapa**	Jr.	5-9	210
	Justin Zollar**	Sr.	5-7	170
WR	Terrell Jana***	Sr.	6-1	190
	Tavares Kelly Jr.**	Jr.	5-8	160
	Billy Kemp IV*	Jr.	5-9	175
	Hayden Mitchell*	Jr.	5-11	190
	Ugo Obasi*	So.	6-0	195
	Dontayvion Wicks*	So.	6-1	205
	Grant Misch*	So.	6-4	250
	Olusegun Oluwatimi*	Jr.	6-3	305
	Chris Glaser***	Sr.	6-4	305
	Tommy Christ*	Jr.	6-5	280
OT	Bobby Haskins**	Jr.	6-7	285
	Ryan Nelson**	Jr.	6-4	315
	Dillon Reinkensmeyer***	Sr.	6-6	300
	Ryan Swoboda**	Jr.	6-10	300

DEFENSE (25, 8 STARTERS)

Pos.	Name	Yr.	Ht.	Wt.
DE	Mandy Alonso***	Sr.	6-2	280
	Richard Burney***	Sr.	6-4	275
DT	Jowon Briggs*	So.	6-1	295
	Aaron Faumui**	Jr.	6-1	285
	Jordan Redmond*	So.	6-0	290
ILB	T.C. Harrison*	So.	6-2	225
	Nick Jackson*	So.	6-1	225
	Rob Snyder**	Sr.	6-2	240
	Zane Zandier***	Sr.	6-3	230
OLB	Elliott Brown**	Sr.	6-6	210
	Dre Bryant*	Sr.	6-1	230
	Matt Gahm**	Sr.	6-3	240
	Charles Snowden***	Sr.	6-7	235
	Noah Taylor**	Jr.	6-5	215
DB	Antonio Clary*	So.	6-0	190
	Tenyeh Dixon*	So.	5-11	185
	Darnell Pratt*	Jr.	6-2	185
	Joseph White*	So.	6-1	175
CB	Jaylon Baker*	So.	6-2	170
	Darrius Bratton**	Jr.	6-1	190
	Nick Grant***	Sr.	6-3	200
FS	Heskin Smith**	Jr.	5-11	175
	Joey Blount***	Sr.	6-2	210
	Brenton Nelson***	Sr.	5-11	185
SS	De'Vante Cross***	Sr.	6-2	210

SPECIALISTS (4)

Pos.	Name	Yr.	Ht.	Wt.
PK	Brian Delaney***	Sr.	5-10	200
	A.J. Mejia*	Jr.	5-8	185
P/HOLD	Nash Griffin***	Sr.	6-2	225
LS	Lee Dudley*	So.	6-0	200

LETTERMEN LOST (19)

OFFENSE (12, 4 STARTERS)

Pos.	No.	Name	Yr.	Ht.	Wt.
QB	3	Bryce Perkins**	Sr.	6-3	215
TB	5	Lamont Atkins***	Jr.	5-11	205
	6	PK Kier***	Jr.	5-11	235
	31	Chris Sharp****	Sr.	6-1	200
FB	27	Jamari Peacock***	Sr.	6-0	245
WR	89	Dejon Brissett*	Sr.	6-1	195
	19	Chuck Davis**	Sr.	5-9	170
	8	Hasise Dubois****	Sr.	6-3	215
	18	Ben Hogg**	Sr.	5-10	170
TE	2	Joe Reed****	Sr.	6-3	215
	44	Tanner Cowley****	Sr.	6-4	240
	64	Ben Trent**	Jr.^	6-5	305

^ Enrolled at Delaware for final year of eligibility

DEFENSE (6, 3 STARTERS)

Pos.	No.	Name	Yr.	Ht.	Wt.
DE	58	Eli Hanback****	Sr.	6-4	300
ILB	45	Reed Kellam***	Sr.	6-1	225
	4	Jordan Mack****	Sr.	6-4	230
OLB	66	Jairus Satiu*	So.	6-2	200
CB	34	Bryce Hall****	Sr.	6-3	200
FS	7	Chris Moore***	Jr.&	6-2	210

& Enrolled at Georgia State for final year of eligibility

SPECIALISTS (1)

Pos.	Name	Yr.	Ht.	Wt.
LS	Enzo Anthony*	So.%	5-10	225

% Enrolled at Virginia Tech for final three years of eligibility

*-indicates letters earned

2019 starters in **bold**

Players listed alphabetically



STARTERS

Offensive Players With Starting Experience Returning (13)

Name, Pos.	'15	'16	'17	'18	'19	Career	Streak
Dillon Reinkensmeyer, OT	*	*	11	13	13	37	11
Ryan Nelson, OG	*	*	*	13	14	27	27
Chris Glaser, OG	*	*	2	7	13	22	1
Terrell Jana, WR	*	*	1	2	10	14	6
Olusegun Oluwatimi, C	*	*	*	*	13	13	10
Wayne Taulapapa, TB	*	*	*	*	12	12	3
Bobby Haskins	*	*	*	*	12	12	12
Ryan Swoboda, OT	*	*	*	1	3	4	-
Tavares Kelly, WR	*	*	*	2	1	3	-
Tommy Christ, OT	*	*	*	3^	0	3	-
Billy Kemp IV, WR	*	*	*	0	2	2	-
Grant Misch, TE	*	*	*	1^	0	1	-
Tyler Fannin, C	*	*	*	*	1	1	-

* did not play Note: Some starts may be at positions other than the ones listed.

^ - starts while playing defense

Offensive Players With Starting Experience Lost (10)

Name, Pos.	'15	'16	'17	'18	'19	Career	Streak
Hasise Dubois, WR	*	2	5	11	12	30	9
Joe Reed, WR	*	1	8	6	13	29	1
Bryce Perkins, QB	*	*	*	13	14	27	27
Tanner Cowsley, TE	*	0	8	5	11	23	9
Dejon Brissett, WR	*	0	7!	3!	2	12	-
Lamont Atkins, TB	*	*	1	3	3	7	-
Jamari Peacock, FB	*	*	2	3	0	5	-
Ben Hogg, WR	*	0	2	1	0	3	-
Terrell Chatman, WR	*	*	*	*	3	3	-
PK Kier, TB	*	*	1	0	0	1	-

* did not play Note: Some starts may be at positions other than the ones listed.

! - starts while playing at Richmond

Defensive Players With Starting Experience Returning (18)

Name, Pos.	'15	'16	'17	'18	'19	Career	Streak
Brenton Nelson, FS	*	*	13	12	5	30	-
Charles Snowden, OLB	*	*	*	13	14	27	27
Zane Zandier, LB	*	*	0	8	14	22	14
Mandy Alonso, DE	*	*	4	5	9	18	-
Joey Blount, FS	*	*	1	5	11	17	11
De'Vante Cross, FS	*	*	*	1	14	15	14
Nick Grant, CB	*	*	*	*	14	14	14
Richard Burney, DE	0	0	3^	3	6	12	2
Noah Taylor, OLB	*	*	*	*	10	10	9
Aaron Faumui, DT	*	*	*	4	5	9	1
Jowon Briggs, DT	*	*	*	*	7	7	-
Rob Snyder, ILB	*	0	0	6	0	6	-
Darrius Bratton, CB	*	*	*	5	0	5	-
Jordan Redmond, NT	*	*	*	5	0	5	-
Matt Gahm, OLB	*	*	*	*	4	4	-
Heskin Smith, CB	*	*	*	*	3	3	-
Nick Jackson, OLB	*	*	*	*	2	2	1
Jaylon Baker, CB	*	*	*	*	1	1	-

* did not play Note: Some starts may be at positions other than the ones listed.

^ - starts while playing offense

Defensive Players With Starting Experience Lost (4)

Name, Pos.	'15	'16	'17	'18	'19	Career	Streak
Jordan Mack, ILB	*	9	13	9	12	43	-
Bryce Hall, CB	*	7	13	13	6	39	-
Eli Hanback, DT	*	11	13	12	12	48	9
Chris Moore, DB	*	1	6	0	5	12	1

* did not play Note: Some starts may be at positions other than the ones listed.

WHAT RETURNS BY PERCENTAGE

Rushing Yards	37.4
Passing Yards	5.6
Receiving Yards	39.8
Receptions.....	40.4
Punt Return Yards.....	88.0
Kickoff Return Yards	14.9
Scoring	56.8
Total Offense.....	15.6
All-Purpose Yards	38.5
Field Goals	100.0
Punting Yards	100.0
Tackles.....	80.2
Tackles for Loss.....	78.8
Sacks	70.7
Fumble Recoveries	66.7
Interceptions.....	100.0
Passes Broken Up	87.5
Turnovers Forced	87.5

UVA BY CLASS

GRADUATES (18)

DB D'Angelo Amos, DL Adeeb Atariwa, S Joey Blount, DE Richard Burney, LS Danny Caracciolo, FS De'Vante Cross, OT Alex Gellerstedt, CB Nick Grant, P Nash Griffin, WR Jalen Harrison, WR Ra'Shaun Henry, FS Brenton Nelson, TE Tony Poljan, OT Dillon Reinkensmeyer, RB Shane Simpson, ILB Rob Snyder, QB Keytaon Thompson, RB Justin Zollar.

SENIORS (9)

DE Mandy Alonso, OLB Elliott Brown, OLB Dre Bryant, K Brian Delaney, OLB Matt Gahm, OG Chris Glaser, WR Terrell Jana, OLB Charles Snowden, LB Zane Zandier.

JUNIORS (21)

CB Darrius Bratton, OT Tommy Christ, C Tyler Fannin, DT Aaron Faumui, OT Bobby Haskins, WR Tavares Kelly Jr., HB Billy Kemp IV, TE T.J. Kitts, PK A.J. Mejia, WR Hayden Mitchell, OG Ryan Nelson, C Olusegun Oluwatimi, DB Darnell Pratt, CB Heskin Smith, QB Lindell Stone, OT Ryan Swoboda, RB Wayne Taulapapa, OLB Noah Taylor, OG Gerrik Vollmer, RB Ronnie Walker Jr., DL Andrew Yavinsky.

SOPHOMORES (28)

QB Brennan Armstrong, CB Jaylon Baker, OG Joe Bissinger, DT Jowon Briggs, CB Mark Chichester, S Antonio Clary, WR Josh Clifford, OT Derek Devine, DB Tenyeh Dixon, LS Lee Dudley, LS Tucker Finkelston, ILB T.C. Harrison, RB Mike Hollins, ILB Nick Jackson, RB Perris Jones, OT Jack Keenan, DB Coen King, S Darren Klein, TE Grant Misch, ILB DaJuan Moore, WR Ugo Obasi, PK Hunter Pearson, NT Jordan Redmond, DL Samson Reed, S Vinnie Vlacic, WR Brandon White, DB Joseph White, WR Dontayvion Wicks.

REDSHIRT FRESHMEN (21)

LB Josh Ahern, OG Karim Al Soufi, WR Nathaniel Beal III, DB Chayce Chalmers, DB Fentrell Cypress II, DB Jake Dewease, PK Justin Duenkel, P Brendan Farrell, DL Sam Galletta, WR Dorian Goddard, WR Zack Kin-dle, TE Michael Kosar, OT Jonathan Leech, DB Sean Moore, OLB D'Sean Perry, QB Jared Rayman, DE Ben Smiley III, OLB Hunter Stewart, OG Zachary Teter, WR Luke Wentz, TE Sackett Wood Jr.

FRESHMEN (21)

DL Olasunkonmi Agunloye, QB Iraken Armstead, RB Chris Barfield, DE Sam Bond, LB Sam Brady, DL Jahmeer Carter, WR Lavel Davis Jr., DB Elijah Gaines, ILB John Hardy, DB Dave Herard, LB Jonathan Horton, DB Donovan Johnson, OL Jestus Johnson III, OT Luke Johnson, DL Nusi Malani, OT Colby McGhee, DE Nate Morris, TE Joshua Rawlings, OLB Brayden Sheffer, WR Demick Starling, LB Brandon Williams.

A map of the contiguous United States where several states are highlighted in orange. The orange states include California, Texas, Florida, Georgia, South Carolina, North Carolina, Virginia, West Virginia, Kentucky, Tennessee, Mississippi, Alabama, Louisiana, Arkansas, Missouri, Illinois, Indiana, Ohio, Pennsylvania, New York, Connecticut, Rhode Island, Massachusetts, Vermont, New Hampshire, Maine, New Jersey, Delaware, Maryland, and Washington D.C. All other states are colored light grey. Alaska and Hawaii are also shown in light grey.

PLAYER	HOMETOWN	HIGH SCHOOL
Florida (11)		
Mandy Alonso	Miami	Gulliver Prep
Antonio Clary	Jacksonville	Sandalwood
Dave Herard	Fort Lauderdale	Stranahan
Tavares Kelly Jr.	Miami	St. Thomas Aquinas
Sean Moore	Cutler Bay	Gulliver Prep
Brenton Nelson	Miami	DeMatha Catholic (Md.)
D'Sean Perry	Miami	Gulliver Prep
Jordan Redmond	Kissimmee	Osceola
Ryan Swoboda	Windermere	Windermere Prep
Zachary Teter	Lakeland	Lake Gibson
Andrew Yavinsky	West Palm Beach	Oxbridge Academy
Georgia (9)		
Joey Blount	Atlanta	Landmark Christian
Tyler Fannin	Hoschton	Mill Creek
Brendan Farrell	Dunwoody	Marist School
T.C. Harrison	Lawrenceville	Collins Hill
Nick Jackson	Atlanta	The Lovett School
Jonathan Leech	Hoschton	Mill Creek
Jared Rayman	Atlanta	Pace Academy
Heskin Smith	Brunswick	Brunswick
Rob Snyder	Lawrenceville	Collins Hill



PLAYER HOMETOWN HIGH SCHOOL

Hawaii (3)

Aaron Faumui	Kapolei	Kapolei
Samson Reed	Laie	Kahuku
Wayne Taulapapa	Honolulu	Punahou

Indiana (2)

Iraken Armstead	South Bend	Adams
Nash Griffin	Indianapolis	Lawrence Central

Louisiana (6)

Mike Hollins	Baton Rouge	University Lab
Jonathan Horton	Baton Rouge	Scotlandville Magnet
Donovan Johnson	Harvey	Helen Cox
Keytaon Thompson	New Orleans	Landry-Walker
Dontayvion Wicks	Plaquemine	Plaquemine
Brandon Williams	New Orleans	Isidore Newman

Maryland (9)

Elliott Brown	Odenton	Flowers
Jahmeer Carter	Severn, Md.	Archbishop Spalding
Tucker Finkelston	Clarksville	River Hill
Jestus Johnson III	Laurel	Gonzaga
Ugo Obasi	Baltimore	Milford Mill Academy
Olusegun Oluwatimi	Upper Marlboro	DeMatha Catholic
Darnell Pratt	Ellicott City	Good Counsel
Charles Snowden	Silver Spring	St. Albans School
Noah Taylor	Silver Spring	Avalon School

Michigan (1)

Tony Poljan	Lansing	Lansing Catholic
-------------	---------	------------------

New Jersey (1)

Sam Bond	Fredon	Blair Academy
----------	--------	---------------

New York (2)

Olasunkonmi Agunloye	Lindenhurst	Lindenhurst
Elijah Gaines	Queens	Episcopal (Va.)

North Carolina (1)

Sam Brady	Lincolnton	North Lincoln
-----------	------------	---------------

Ohio (4)

Brennan Armstrong	Shelby	Shelby
Jowon Briggs	Cincinnati	Walnut Hills
Alex Gellerstedt	Dublin	Dublin Coffman
Chris Glaser	Solon	Solon

Pennsylvania (5)

De'Vante Cross	Allentown	Parkland
Derek Devine	Pittsburgh	North Allegheny
Joshua Rawlings	Pittsburgh	Woodland Hills
Shane Simpson	Easton	Easton
Zane Zandier	Pittsburgh	Thomas Jefferson

South Carolina (3)

Fentrell Cypress	Rock Hill	Northwestern
Lavel Davis Jr.	Dorchester	Woodland
Hunter Pearson	Seneca	Seneca

Tennessee (3)

Jaylon Baker	Chattanooga	Baylor School
Dorien Goddard	Greeneville	Greeneville
Demick Starling	Nashville	East Nashville Magnet

PLAYER HOMETOWN HIGH SCHOOL

Texas (5)

Nathaniel Beall III	Houston	Strake Jesuit
Joe Bissinger	Houston	Memorial
Matt Gahm	Dallas	Highland Park
Ra'Shaun Henry	Killeen	Copperas Cove
Lindell Stone	Dallas	Woodberry Forest (Va.)

Virginia (41)

Josh Ahern	Burke	Lake Braddock
D'Angelo Amos	Richmond	Meadowbrook
Adeeb Atariwa	Sterling	Dominion
Chris Barfield	Richmond	L.C. Bird
Darrius Bratton	Roanoke	Fleming
Dre Bryant	Charlottesville	Charlottesville
Richard Burney	Chesapeake	Hickory
Danny Caracciolo	Centreville	Paul VI
Chayce Chalmers	Gainesville	Stonewall Jackson
Tommy Christ	Sterling	Dominion
Josh Clifford	Salem	Glenvar
Brian Delaney	Chantilly	Westfield
Jake Dewease	Daleville	Lord Botetourt
Lee Dudley	Richmond	Woodberry Forest
Justin Duenkel	Great Falls	Flint Hill School
Sam Galletta	Leesburg	Tuscarora
Nick Grant	Spotsylvania	Courtland
John Hardy	Fredericksburg	James Monroe
Jalen Harrison	Palmyra	St. Anne's Belfield
Luke Johnson	Annandale	The Preddie School (N.J.)
Perris Jones	Alexandria	Episcopal
Jack Keenan	Arlington	Gonzaga College
Billy Kemp IV	Highland Springs	Highland Springs
Zack Kindle	Stafford	Colonial Forge
Coen King	Culpeper	Eastern View
T.J. Kitts	Tazewell	Tazewell
Darren Klein	Crozet	Western Albemarle
Mike Kosar	Woodbridge	Saint John Paul the Great
Colby McGhee	Orange	Orange County
AJ Mejia	Fairfax	Paul VI
Grant Misch	Sterling	Potomac Falls
Hayden Mitchell	Richmond	St. Christopher's
DaJuan Moore	Waynesboro	Waynesboro
Nate Morris	Glen Allen	Glen Allen
Brayden Sheffer	West Point	West Point
Ben Smiley III	Chesapeake	Indian River
Hunter Stewart	Alexandria	Gonzaga
Ronnie Walker Jr.	Hopewell	Hopewell
Joseph White	Virginia Beach	Landstown
Sackett Wood Jr.	Lynchburg	E.C. Glass
Justin Zollar	Mechanicsville	Atlee

INTERNATIONAL

Canada - British of Columbia (1)

Terrell Jana	Vancouver	Woodberry Forest (Va.)
--------------	-----------	------------------------

Germany (3)

Kariem Al Soufi	Paderborn	Friedrich-Spree Gesamtschule
Gerrik Vollmer	Hamburg	Taft School (Conn.)
Luke Wentz	Troisdorf	Reismann-Gymnasium

2020 VIRGINIA ALPHABETICAL ROSTER

Name	Pos	Ht	Wt	Yr	Hometown	High School/Previous School
Olasunkonmi Agunloye	DL	6-6	240	1	Lindenhurst, N.Y.	Lindenhurst
Josh Ahern	ILB	6-3	225	1*	Burke, Va.	Lake Braddock
Kariem Al Soufi	OG	6-3	335	1*	Paderborn, Germany	Friedrich-Spee Gesamtschule
Mandy Alonso***	DE	6-2	280	4	Miami, Fla.	Gulliver Prep
Iraken Armstead	QB	6-3	200	1	South Bend, Ind.	Adams
D'Angelo Amos	DB	6-1	185	4	Richmond, Va.	Meadowbrook/West Point Prep/JMU
Brennan Armstrong	QB	6-2	220	2	Shelby, Ohio	Shelby
Adeeb Atariwa	DL	6-3	275	4	Sterling, Va.	Dominion/JMU
Jaylon Baker*	CB	6-2	170	2	Chattanooga, Tenn.	Baylor School
Chris Barfield	RB	5-10	205	1	Richmond, Va.	L.C. Bird
Nathaniel Beal III	WR	6-4	210	1*	Houston, Texas	Strake Jesuit College Prep
Joe Bissinger*	OG	6-4	305	2	Houston, Texas	Memorial
Joey Blount***	FS	6-2	210	4	Atlanta, Ga.	Landmark Christian
Sam Bond	DE	6-3	255	1	Fredon, N.J.	Blair Academy
Sam Brady	LB	6-3	200	1	Lincolnton, N.C.	North Lincoln
Darrius Bratton**	CB	6-1	190	3	Roanoke, Va.	Fleming/Fork Union Military Academy
Jowon Briggs*	DT	6-1	295	2	Cincinnati, Ohio	Walnut Hills
Elliott Brown**	OLB	6-5	210	4	Odenton, Md.	Flowers/Taft School (Conn.)
Dre Bryant*	OLB	6-3	230	4	Charlottesville, Va.	Charlottesville
Richard Burney***	DE	6-4	275	4	Chesapeake, Va.	Hickory
Danny Caracciolo	LS	5-11	225	4	Centreville, Va.	Paul VI/Bryant
Jahmeer Carter	DL	6-2	300	1	Severn, Md.	Archbishop Spalding
Chayce Chalmers	DB	6-2	210	1*	Gainesville, Va.	Stonewall Jackson
Mark Chichester	CB	6-0	180	2	Washington, D.C.	Sidwell Friends School
Tommy Christ*	OT	6-5	280	3	Sterling, Va.	Dominion
Antonio Clary*	DB	6-0	190	2	Jacksonville, Fla.	Sandalwood
Josh Clifford	WR	6-1	190	2	Salem, Va.	Glenvar
De'Vante Cross***	S	6-2	210	4	Allentown, Pa.	Parkland
Fentrell Cypress II	DB	5-11	170	1*	Rock Hill, S.C.	Northwestern
Lavel Davis Jr.	WR	6-7	205	1	Dorchester, S.C.	Woodland
Brian Delaney***	K	5-11	200	4	Chantilly, Va.	Westfield
Derek Devine	OT	6-6	295	2	Pittsburgh, Pa.	North Allegheny
Jake Dewease	DB	6-0	190	1*	Daleville, Va.	Lord Botetourt
Tenyeh Dixon*	DB	5-11	185	2	Washington, D.C.	Woodson
Lee Dudley*	LS	6-0	215	2	Richmond, Va.	Woodberry Forest School
Justin Duenkel	PK	5-11	195	1*	Great Falls, Va.	Flint Hill School
Tyler Fannin	OG/C	6-3	295	3	Hoschton, Ga.	Mill Creek
Brendan Farrell	P	5-11	200	1*	Dunwoody, Ga.	Marist School
Aaron Faumui**	DT	6-1	285	3	Kapolei, Hawaii	Kapolei
Tucker Finkelston	LS	5-11	220	2	Clarksville, Md.	River Hill
Matt Gahm**	OLB	6-3	240	4	Dallas, Texas	Highland Park
Elijah Gaines	DB	6-2	185	1	Queens, N.Y.	Episcopal (Va.)
Sam Galletta	DL	6-3	275	1*	Leesburg, Va.	Tuscarora
Alex Gellerstedt	OT	6-7	325	4	Dublin, Ohio	Dublin Coffman/Penn State
Chris Glaser***	OG	6-4	305	4	Solon, Ohio	Solon
Dorien Goddard	WR	6-3	220	1*	Greeneville, Tenn.	Greeneville
Nick Grant***	CB	6-1	200	4	Spotsylvania, Va.	Courtland
Nash Griffin***	P/PK	6-4	225	4	Indianapolis, Ind.	Lawrence Central
John Hardy	ILB	6-3	215	1	Fredericksburg, Va.	James Monroe
Jalen Harrison	WR	6-3	210	4	Palmyra, Va.	St. Anne's Belfield
T.C. Harrison*	ILB	6-2	225	2	Lawrenceville, Ga.	Collins Hill
Bobby Haskins**	OT	6-7	285	3	Fairfield, Conn.	The Hun School (N.J.)
Ra'Shaun Henry	WR	6-3	195	4	Killeen, Texas	Copperas Cove/St. Francis (Pa.)
Dave Herard	DB	6-0	170	1	Fort Lauderdale, Fla.	Stranahan
Mike Hollins*	RB	5-9	200	2	Baton Rouge, La.	University Lab
Jonathan Horton	LB	6-4	215	1	Baton Rouge, La.	Scotlandville Magnet
Nick Jackson*	LB	6-1	225	2	Atlanta, Ga.	The Lovett School
Terrell Jana***	WR	6-1	190	4	Vancouver, British Columbia	Woodberry Forest (Va.)
Donovan Johnson	DB	6-2	180	1	New Orleans, La.	Helen Cox
Justus Johnson III	OL	6-3	330	1	Laurel, Md.	Gonzaga College (Va.)
Luke Johnson	OT	6-5	290	1	Annandale, Va.	The Preddie School (N.J.)
Perris Jones*	RB	5-8	175	2	Alexandria, Va.	Episcopal
Jack Keenan	OT	6-5	290	2	Arlington, Va.	Gonzaga College
Tavares Kelly Jr.**	WR	5-8	160	3	Miami, Fla.	St. Thomas Aquinas
Billy Kemp IV*	HB	5-9	175	3	Highland Springs, Va.	Highland Springs
Zack Kindel	WR	5-11	190	1*	Stafford, Va.	Colonial Forge
Coen King	DB	6-0	190	2	Culpeper, Va.	Eastern View
T.J. Kitts	TE	6-0	200	3	Tazewell, Va.	Tazewell
Darren Klein	S	6-0	190	2	Crozet, Va.	Western Albemarle
Mike Kosar	TE	6-6	235	1*	Woodbridge, Va.	Saint John Paul the Great Catholic
Jonathan Leech	OT	6-4	270	1*	Hoschton, Ga.	Mill Creek
Nusi Malani	DL	6-6	250	1	San Bruno, Calif.	Junipero Serra
Colby McGhee	OT	6-3	285	1	Orange Va.	Orange County
A.J. Mejia*	PK	5-10	185	3	Fairfax, Va.	Paul VI
Grant Misch*	TE	6-4	250	2	Sterling Va.	Potomac Falls
Hayden Mitchell*	WR	6-0	190	3	Richmond, Va.	St. Christopher's



Name	Pos	Ht	Wt	Yr	Hometown	High School/Previous School
DaJuan Moore	ILB	6-0	245	2	Waynesboro, Va.	Waynesboro
Sean Moore	DB	6-2	165	1*	Cutler Bay, Fla.	Gulliver Prep
Nate Morris	DE	6-2	220	1	Glen Allen, Va.	Glen Allen
Brenton Nelson***	FS	5-11	185	4	Miami, Fla.	DeMatha Catholic (Md.)
Ryan Nelson**	OT	6-6	315	3	Buena Park, Calif.	Buena Park
Ugo Obasi*	WR	6-0	195	2	Baltimore, Md.	Millford Mill Academy
Olusegun Oluwatimi*	C	6-3	305	3	Upper Marlboro, Md.	DeMatha Catholic/Air Force
Hunter Pearson	PK	6-2	210	2	Seneca, S.C.	Seneca
D'Sean Perry	OLB	6-3	230	1*	Miami, Fla.	Gulliver Prep
Tony Poljan	TE	6-7	260	4	Lansing, Mich.	Lansing Catholic/Central Michigan
Darnell Pratt*	WR	6-3	185	3	Ellicott City, Md.	Our Lady of Good Counsel
Joshua Rawlings	TE	6-5	245	1	Pittsburgh, Pa.	Woodland Hills
Jared Rayman	QB	6-2	180	1*	Atlanta, Ga.	Pace Academy
Jordan Redmond*	NT	6-0	290	2	Kissimmee, Fla.	Osceola
Samson Reed	DL	6-2	275	2	Laie, Hawaii	Kahuku
Dillon Reinkensmeyer***	OG	6-6	300	4	Highlands Ranch, Colo.	Valor Christian
Brayden Sheffer	OLB	6-3	225	1	West Point, Va.	West Point
Shane Simpson	RB	5-11	195	4	Easton, Pa.	Easton/Towson
Ben Smiley III	DE	6-4	260	1*	Chesapeake, Va.	Indian River
Heskin Smith**	CB	5-11	175	3	Brunswick, Ga.	Brunswick
Charles Snowdon***	OLB	6-7	235	4	Silver Springs, Md.	St. Albans School
Rob Snyder**	ILB	6-2	240	4	Lawrenceville, Ga.	Collins Hill
Demick Starling	WR	6-0	170	1	Nashville, Tenn.	East Nashville Magnet
Hunter Stewart	OLB	6-2	220	1*	Alexandria, Va.	Gonzaga College
Lindell Stone	QB	6-0	230	4	Dallas, Texas	Woodberry Forest (Va.)
Ryan Swoboda**	OT	6-10	300	3	Windermere, Fla.	Windermere Prep
Wayne Taulapapa**	RB	5-9	210	3	Laie, Hawaii	Punahou
Noah Taylor**	OLB	6-5	215	3	Silver Spring, Md.	Avalon School
Zachary Teter	OG	6-5	300	1*	Lakeland, Fla.	Lake Gibson
Keytaon Thompson	QB	6-4	225	3	New Orleans, La.	Landry-Walker/Mississippi State
Vinnie Vlastic	S	6-0	190	2	Rancho Santa Margarita, Calif.	Tesoro
Gerrik Vollmer	C/OG	6-5	290	3	Hamburg, Germany	Taft School (Conn.)
Ronnie Walker Jr.	RB	5-11	210	3	Hopewell, Va.	Hopewell/Indiana
Luke Wentz	WR	6-3	200	1*	Troisdorf, Germany	Reismann-Gymnasium
Brandon White	WR	5-11	185	2	Washington, D.C.	Friendship Collegiate Academy
Joseph White*	DB	6-1	175	2	Virginia Beach, Va.	Landstown
Dontayvion Wicks*	WR	6-1	205	2	Plaquemine, La.	Plaquemine
Brandon Williams	LB	6-3	200	1	New Orleans, La.	Isidore Newman
Sackett Wood Jr.	TE	6-3	225	1*	Lynchburg, Va.	E.C. Glass
Andrew Yavinsky	DL	6-1	250	3	West Palm Beach, Fla.	Oxbridge Academy
Zane Zandier***	ILB	6-3	230	4	Pittsburgh, Pa.	Thomas Jefferson
Justin Zollar**	RB	5-7	170	4	Mechanicsville, Va.	Atlee

Key:

1* = redshirt freshman, *** beside name indicates letters won

Coaching Staff:

Bronco Mendenhall (head coach), Robert Anae (offensive coordinator/inside receivers), Ricky Brumfield (special teams coordinator/tight ends), Nick Howell (defensive coordinator/secondary), Kelly Poppinga (co-defensive coordinator/outside linebackers), Mark Atuaia (running backs), Jason Beck (quarterbacks), Marques Hagans (wide receivers), Shane Hunter (inside linebackers), Clint Sintim (defensive line), Garrett Tujague (offensive line), Kirk Garner (graduate assistant/defense), Charles Mack (graduate assistant/offense), Joe Spaziani (graduate assistant/offense), Donte Wilkins (graduate assistant/defense).

PRONUNCIATION GUIDE**COACHES**

Robert Anae Ah-NIGH
 Mark Atuaia Ah-too-why-ah
 Marques Hagans Marcus
 Kelly Poppinga PUH-ping-guh
 Garrett Tujague TOO-Jay

PLAYERS

Olasunkonmi Agunloye Oh-la-su-con-me Agun-low-yay
 D'Angelo Amos aye-muss
 Adeeb Atariwa uh-deeb u-tar-ee-wah
 Josh Ahern AA-Hern
 Kariem Al Soufi Kareem Al-Sue-Fee
 Jake Dewease Da-Weeze
 Tenyeh Dixon Ten-Yay
 Aaron Faumui Fowl-Moo-EE

Matt Gahm Gam (rhymes with Ham)
 Chris Glaser Guh-lay-zer
 Dave Herard Her-ARD
 Terrell Jana Tur-Rell Jan-ah
 A.J. Mejia meh-HEE-uh
 Grant Misch Mish, rhymes with Fish
 Ugo Obasi You-Go, Oh-Bah-See
 Olusegun Oluwatimi O-Lieu-Sheh-Goon
 O-Lieu-Wah-Timmy

Tony Poljan POLE-jan
 Ryan Swoboda Swo-bo-duh
 Wayne Taulapapa Towel-La-Papa
 Keytaon Thompson KEY-tahn
 Zane Zandier Zann-Deer



BRONCO MENDENHALL

Mendenhall Enters Fifth Season at the Helm of Cavaliers

Since arriving at Virginia for the 2016 season, head coach Bronco Mendenhall's impact on the Cavalier program has been immense. From a two-win season, to the ACC's Coastal Division Championship and a New Year's Six bowl invitation, Virginia football's ascent has both remarkable and historic.

Mendenhall came to Charlottesville after a highly successful 11-year career at BYU with a vision and a plan of execution for the daunting renovation project he faced. He has masterfully crafted principles and culture, and instilled pride and purpose, leading to a standard of unbroken growth in just four seasons.

Having a plan and being able to execute a strategic approach to achieving results have been mission critical to Mendenhall's formula for success.

"Teams and organizations are perfectly designed to get the results that they get," Mendenhall is fond of saying regarding both successes and failures. His pursuit of "unbroken growth" centers around learning, applying and improving on tools, frameworks, networks, innovation and processes that deliver those results. His ultimate goal is more expansive than building a great football organization. He strives to build great people.

On-field success is just part of the story Mendenhall has scripted at Virginia. He is a powerful believer in balance, which he frequently sums up with one simple word ... AND. It has become the calling card for the UVA football program.

"I think decisions are made based on principle, and I think principles are governed by beliefs," Mendenhall said. "AND is one of our guiding principles, and that is based on my belief that football is a vehicle to develop people."

At his introductory press conference, Mendenhall stressed that he wanted students AND athletes and believed that combination was achievable, especially at an institution such as Virginia that ranks among the top three public universities in the nation. Since that time, he has not compromised his approach to achieving those means. More importantly, his teams have bought in on the concepts with great enthusiasm and demonstrated they can do so while also being successful on the field.

"I would love to win a national championship," Mendenhall said. "I'd love to develop a great program here. But what I would really love is for every kid in my program to have an amazing life."

In the world of big-time football, Mendenhall's philosophy is unconventional, but that doesn't faze him.

"I'm looking for the complete development of everyone in our program – and winning," he said. "One is not at the expense of the other. I think they go hand-in-hand, and winning, without the other, would be hollow to me."

Under Mendenhall, the UVA program has progressed from two to six to eight to nine wins. Achievements and recognitions on the field, in the classroom and around the community have exponentially increased as well.

In 2019, UVA placed 10 players on the ACC All-Academic team, the most in the program's history. Linebacker Jordan Mack was named the ACC's Jim Tatum Award winner as the league's top football scholar-athlete and was a finalist for the William B. Campbell Trophy, known in the sport as the "academic Heisman." Linebacker Micah Kiser, now a member of the Los Angeles Rams, won the award in 2017.

**FBS WINNING PERCENTAGE OF ACTIVE FBS HEAD COACHES (MIN. 100 WINS)**

Name, School	FBS Years	FBS Record	Win %
Dabo Swinney, Clemson	12	130-31	.808
Nick Saban, Alabama	24	243-65-1	.788
Jimbo Fisher, Texas A&M	10	100-32	.758
Gary Patterson, TCU	19	172-70	.711
Les Miles, Kansas	18	145-64	.694
Brian Kelly, Notre Dame	16	124-59	.678
Kyle Whittingham, Utah	16	131-64	.672
Mike Gundy, Oklahoma State	14	129-64	.668
Mack Brown, North Carolina	31	245-123	.665
Bronco Mendenhall, Virginia	15	124-70	.639
Frank Solich, Ohio	21	171-100	.631
Kirk Ferentz, Iowa	21	162-104	.609
Mike Leach, Mississippi State	18	139-90	.607

Giving back has become a cornerstone of Virginia football. Players frequently visit the University's Children's Medical Center and speak at local elementary schools. The team's Thursday's Heroes program has been recognized for its efforts to honor individuals across the state of Virginia who are dealing with personal adversity. In 2020, the ACC honored the Thursday's Heroes program with its "Game Changers" award, which recognizes and highlights specific conference teams' involvement with their local communities.

"I'm in pursuit, and we're in pursuit as a football program, of both of those things, and without compromising our expectations for one or the other," Mendenhall said. "I want good young people. I'm talking about morals, values, character, behavior and contribution to the world. And I want a great team. I know it sounds idealistic, but I would not coach football if I did not think it could be done, and I would not coach at Virginia if I did not think there was support for doing it that way."

Mendenhall's pursuit of individual growth is only magnified by the success his teams have also achieved on the field. His name appears often when the accolades of college football's leading active coaches are charted.

He completed the 2019 season with a career record of 124-70 that includes a 99-43 mark in 11 seasons at BYU. His career winning percentage (.639) ranks ninth among active Division I coaches (with at least 100 career wins) and his 124 victories is 109th all-time in Division I. With seven career bowl victories, Mendenhall figures 10th among active coaches and 34th all-time in that category. During nine of his 15 seasons, his teams have been ranked in the Associated Press poll at some point.

Mendenhall is one of two active coaches to have inherited at least two programs in his career that were coming off a losing season and then, in year one, or year two, played in a bowl game. The other coach to do so is Nick Saban (Alabama, LSU, Michigan State).

During the 2020 season he will reach the 200-game plateau in his head coaching career.

In Mendenhall's office, however, there are few mementos of his personal success or the multiple coaching award recognitions he has received. What you will find are artifacts from his personal journey and items that reflect the importance of his family. The walnut-colored bookcases provide a glimpse into his personal passion – the development of young people – in his case, through football.

An avid reader, Mendenhall consumes books dealing with psychology, organization, motivation, leadership, fitness, history and teaching. He shares influential information that he feels will benefit the team and also help players become outstanding people, fathers, husbands and ambassadors for the University.

While at BYU, with the assistance of authors, Alyson Von Feldt and Paul Gustavson, Mendenhall collaborated on the book "Running Into the Wind: Bronco Mendenhall -- 5 Strategies for Building a Successful Team." In addition to his personal history, it openly presented the steps he took at his first coaching position and philosophies he adopted that could be used by other organizations. To his delight, Mendenhall discovered upon his arrival at Virginia, the book was included on several freshman class reading syllabuses.

Mendenhall has also provided feature articles on his approach to building a successful football program to the American Football

Coaches Association and spoken on the subject at numerous coaches clinics around the nation. He freely shares his insights in the hopes that other coaches might take a similar path to the overall development of their teams and players.

UVA's program is built on a number of guiding principles, including one that states that everything is "earned not given." Mendenhall implemented a transparent scoring and tracking system that allows every Cavalier player to know exactly what his status is on the team. From state changes in the color of practice and conditioning apparel to the annual selection of jersey numbers, Virginia players truly progress through the program based on the choices they make and the effort they give. All of which is governed by a player council known as the task leaders.

"We're not going to compromise anything. I like the idea of "and," not "or." We will have fantastic students, fantastic people, and a fantastic football team, and it's not "or." You're not going to just have academics or football, and it won't just be football or character, and it won't just be character or being woven into the fabric of our community. It'll be "and." I want all of that."

– Bronco Mendenhall

Whether it is directing workouts, community service efforts, or team events, creating a foundation of leadership and self-governance ensures continuity for the program's principals. It also sets the stage for players in his program to carry those roles with them as they leave college and become leaders in their communities, faith and business ventures.

His passion for building leaders through football, and not just better people, sets Mendenhall apart in his field.

If his approach sounds unconventional at times, Mendenhall is

okay with that. He's grounded in routine, ritual and traditions, and behind his desk is a quote from Albert Einstein that reads: "Great spirits are always opposed by mediocre minds."

"I think decisions are made based on principle, and I think principles are governed by beliefs," Mendenhall said.

To show his commitment and belief to the future of the football program at Virginia, in 2018 Mendenhall and his wife, Holly, made a \$500,000 pledge to support construction of the University's new football operations center as part of the athletics department's master plan project.

"To me, football is just a magical and powerful platform to have motivated learners, and I get to teach life lessons through the sport of football," Mendenhall said. "The trophies, the wins, they're necessary for job security and the world makes a big deal of that. But it is hollow without the substance. Relationships are everything. Other than that, it would just be a game, and that does not sound quite meaningful enough to me."

At Virginia

The 2019 season was Mendenhall's fourth at UVA. It was a campaign frequently highlighted by the phrase "the first time." The Cavaliers won the Atlantic Coast Conference's Coastal Division for the first time and made their first appearance in the ACC Championship game. UVA appeared in its first New Year's Six bowl game, the Orange Bowl, and finished ranked No. 24 in the final College Football Playoff poll.

For Mendenhall, it marked the 14th time in his 15-year coaching

career he has led his team to a bowl appearance. That 93.3-percent rate is tied for second among active FBS head coaches.

The Cavaliers played in the Military Bowl in 2017 and the Belk Bowl in 2018. Virginia has appeared in three consecutive bowls for the first time since going to four in a row in 2002, 2003, 2004 and 2005.

Mendenhall is one of just two college coaches to have increased his team's win total in each of the last three seasons. The other is LSU's Ed Orgeron.

In 2019, senior quarterback Bryce Perkins capped a brilliant two-year career as a Hoo by breaking the UVA single-season passing record and his own UVA

single-season total offense record from 2018. Perkins finished the 2019 season with 3,538 passing yards and 4,307 yards of total offense.

"I celebrate effort. Very few people try as hard as they can at any one moment of their life, and when you do, you recognize it when it happens, and first and foremost, we will develop the will of our student-athletes. Skill will come along, the position mastery will come along, the execution will come along, but only after they learn to try hard."

— Bronco Mendenhall

MENDENHALL'S BIOGRAPHY AT-A-GLANCE

PERSONAL

Born: Feb. 21, 1966 in Alpine, Utah

Family: Wife, Holly, and sons, Raeder, Breaker and Cutter

Twitter: @UVACoachBronco

EDUCATION

High School: American Fork High School, American Fork, Utah, 1984

College: Oregon State (Phys. Ed.), 1988

Graduate School: Oregon State (Master's of Education, Exercise Physiology), 1990

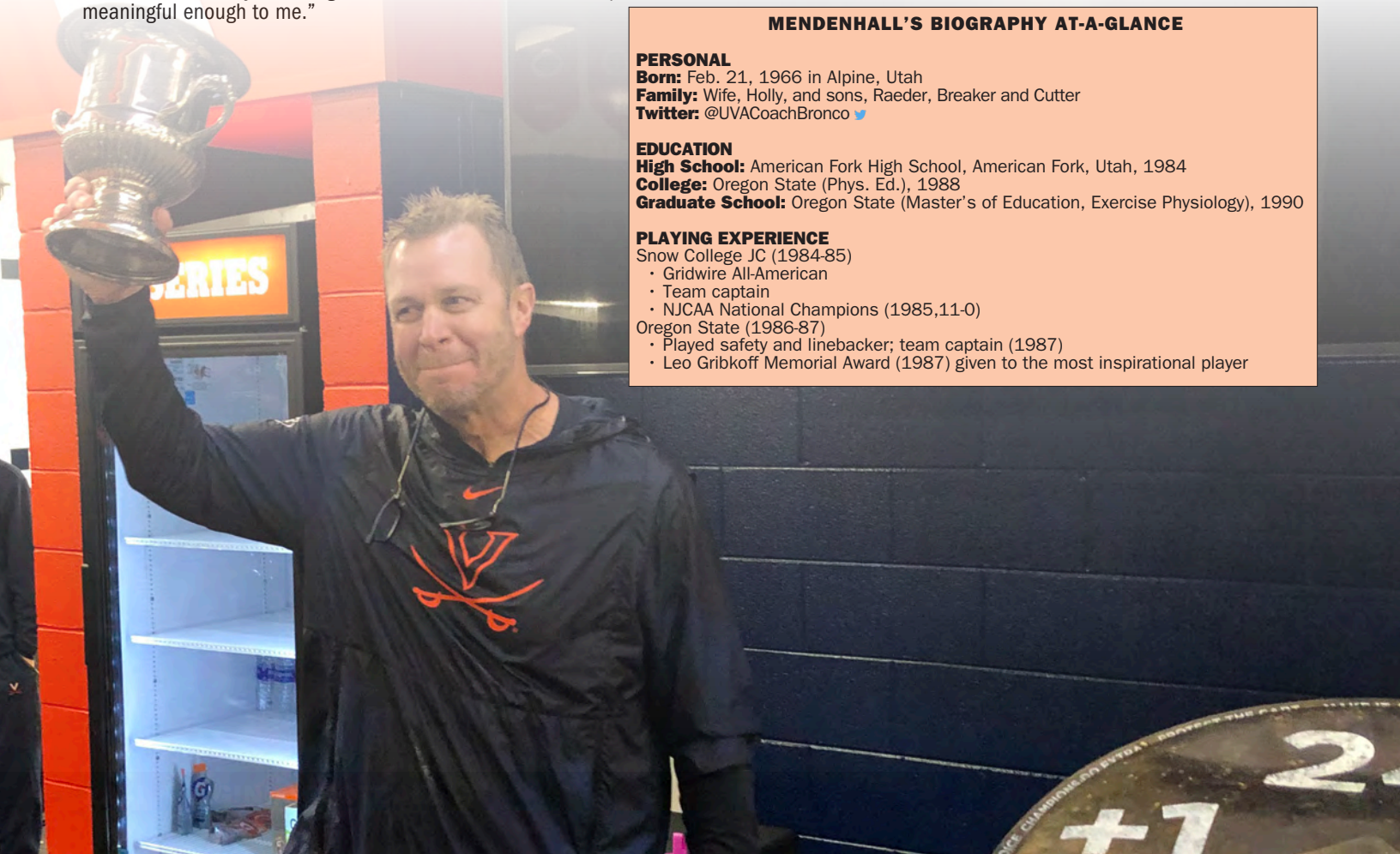
PLAYING EXPERIENCE

Snow College JC (1984-85)

- Gridwire All-American
- Team captain
- NJCAA National Champions (1985,11-0)

Oregon State (1986-87)

- Played safety and linebacker; team captain (1987)
- Leo Gribkoff Memorial Award (1987) given to the most inspirational player





Perkins spearheaded an offense that is No. 1 all-time in program history with 449 points. Wide receiver Joe Reed earned multiple first-team All-America honors as a kick returner, including from the Walter Camp Foundation and the Football Writers Association of America, while winning the Jet Award as the nation's top returner. He finished No. 1 in the nation with 33.2 yards per kick return. Reed was the only player in the nation with 600+ receiving yards and 700+ kick return yards, earning finalist honors for the Paul Hornung Award as the nation's most versatile player.

Despite losing multiple starters on the defensive side of the ball for the season, UVA broke the program record for sacks in a season. The Chris Long-led defense in 2007 set the standard with 43, and the 2019 edition concluded the year with 46, which ranked No. 6 in the nation. Inside linebacker Jordan Mack leads all ACC linebackers with 7.5 sacks. In all, 27 of UVA's 46 sacks were recorded by linebackers.

In 2019, Mendenhall was named the Bobby Ross Coach of the Year by the Touchdown Club of Richmond as the Commonwealth's top whistle for his efforts for the second year in a row. He first earned the accolade in 2018 after the Cavaliers shut out South Carolina, 28-0, in the 2018 Belk Bowl, giving them their first bowl victory since the 2005 Music City Bowl. UVA's shutout performance was the first over an SEC team in a bowl game by a non-SEC team since the 1975 Gator Bowl.

Year number three under Mendenhall saw great strides in performance on the field. UVA's defense finished No. 20 in the country, allowing 330.5 yards per game, while finishing No. 21 in the nation in scoring defense (20.1). UVA's defense also finished No. 16 in the nation in fewest passing yards allowed and the offense finished No. 6 in the nation in third-down conversion percentage.

Perkins and Heisman Trophy winner Kyler Murray (Oklahoma) were the only players in the nation with 2,600+ passing yards and 900+ rushing yards. Under Mendenhall in 2018, Bryce Hall earned second-team All-America honors from both the Walter Camp Foundation and the Football Writers Association of America. Hall led the nation with 22 pass breakups and 24 passes defended. Hall, safety Juan Thornhill and wideout Olamide Zaccheaus all earned first-team All-ACC accolades, leading UVA's eight selections. Thornhill finished 2018 third in the nation with six interceptions and Zaccheaus, the 2018 Belk Bowl MVP, was No. 1 in the ACC with 93 receptions (a UVA single-season record). Zaccheaus left UVA with a program-record 250 career receptions, which ranks No. 6 all-time in ACC history.

More "firsts" for UVA during Mendenhall's tenure include quarterback Kurt Benkert's final college season in 2017, when he became the first player in UVA history to throw for more than 3,000 yards in a season. In 2016, running back Taquan Mizzell became the first player in ACC history to record at least 1,500 career rushing and 1,500 career receiving yards. Benkert reached 1,000 yards passing and 2,000 yards passing faster than any other quarterback in UVA history, doing so in four and eight games, respectively. He matched that feat again in 2017.

The 2017 defense ranked No. 7 in the nation against the pass (165.8). The group was headed by three-time first-team All-ACC player Quin Blanding, ACC Defensive Rookie of the Year Brenton Nelson and third-team All-ACC cornerback Thornhill. Blanding finished his illustrious career with more All-America honors and as UVA's all-time record holder with 495 career tackles. The 495 career tackles tied for No. 6 all-time in ACC history and are the most by any ACC defensive back. Kiser, the 2017 Campbell Trophy winner, led the ACC in tackles for the third year in a row, joining Boston College's Luke Kuechly (2009-11) as the only players to accomplish the feat in league history. Kiser was also a three-time first-team All-ACC honoree and received multiple All-America honors over the 2016 and 2017 seasons, including becoming the first Cavalier since Tiki Barber in 1996 to earn both academic and athletic All-America honors in the same season when he was a second-team CoSIDA Academic All-American in 2016.

Mendenhall came to Charlottesville after 11 seasons (2005-15) as the head coach at Brigham Young University. At BYU, Mendenhall compiled an overall record of 99-43, ranking 12th in total wins among all FBS teams during that time.

BYU

In the three seasons prior to Mendenhall becoming their head coach, the Cougars compiled an overall record of 14-21. Over Mendenhall's 11 years at BYU, the Cougars were one of only 11 programs to advance to a bowl game each season. The others were Alabama, Boise State, Clemson, Florida State, Georgia, LSU, Oklahoma, Oregon, Virginia Tech and Wisconsin during that time frame.

Among those 11 teams, only Florida State achieved more bowl wins (seven) than than BYU (six) during that span.

More than 60 of Mendenhall's BYU players signed with NFL teams, including defensive end Ezekiel Ansah, the No. 5 overall pick in the 2013 NFL Draft and Kyle Van Noy, the No. 40 overall pick in the 2014 NFL Draft.

Under Mendenhall, the Cougars tied for seventh among all FBS programs for the most Academic All-America citations during his 11 seasons in Provo and BYU topped all FBS programs with the most selections (39) to the National Football Foundation Hampshire Honor Society (recognizing starters and significant contributors finishing their eligibility with a 3.2 GPA or better over their college career) during that same time period.

Mendenhall took over as BYU's defensive coordinator in 2003 before being named the Cougars head coach in 2005.

In 2015, Mendenhall led BYU to a 6-5 regular-season record and earned an invitation to the Maaco Bowl Las Vegas -- the team's first postseason bowl appearance in three seasons. The Cougars finished tied for second in the MWC with a 5-3 league ledger.

Following the 2006 season, Mendenhall was named the American Football Coaches Association Region IV Coach of the Year. In addition, the Football Writers Association of America named Mendenhall one of nine finalists for the prestigious Eddie Robinson Coach of the Year Award. By 2007, Mendenhall became the only coach in BYU football history to win 25 games in his first 35 attempts. Mendenhall coached the Cougars to back-to-back 11-2 seasons in 2006 and 2007, while claiming consecutive outright MWC titles with a combined record of 16-0 against league opponents.

In 2008, BYU finished 10-3 overall and 6-2 in the MWC to achieve three straight 10-win seasons and become the first teams in Cougar history to go unbeaten at home over three consecutive seasons.

While recording an 11-2 record and 7-1 league mark in 2009, Mendenhall's team went 3-1 against ranked opponents, including a 14-13 season-opening win over No. 3 Oklahoma and a 44-20 season-finale Maaco Bowl Las Vegas victory over No. 16 Oregon State. BYU finished No. 12 in the final 2009 polls to earn the distinction of being one of only six programs nationally to be ranked in both final polls for four straight seasons.

The 2010 campaign was highlighted by BYU's 52-24 New Mexico Bowl victory and in 2011, the Cougars posted yet another 10-win season, capped off by another comeback bowl victory over Tulsa in the Armed Forces Bowl. That season the BYU defense finished the season as the No. 13 ranked overall defense in the nation.

That dominant defense was present again in 2012 and led BYU to its seventh winning season in as many years as the BYU football team finished the 2012 season with eight wins, a program-best fourth consecutive bowl victory. With an 8-5 record, BYU claimed its sixth season with at least eight wins under Mendenhall's eight-year head coaching tenure. Incredibly consistent all year long, BYU finished the year ranked No. 3 in total defense, allowing just 266.1 yards per game. The Cougars ended the season ranked in the top four in five major defensive categories.

BYU posted back-to-back 8-5 records in 2013 and 2014. The Cougars appeared in the 2013 Fight Hunger Bowl and in the 2014 Miami Beach Bowl.

Mendenhall has served as the BYU's defensive coordinator for much of his tenure as the head coach. He returned to a full-time role with the defense again in 2015.

During his tenure in Provo, the Cougars have consistently fielded one of the nation's strongest defenses. Mendenhall's defense excels at keeping opponents out of the end zone. Entering the 2015 season,

they averaged a No. 20 national ranking in scoring defense while he oversees the defense, including three top-10 ratings.

While at BYU, Mendenhall worked to implement many of his outreach initiatives. On the night before Cougar road games, the team would visit with local Church of Jesus Christ of Latter-Day Saints members. Mendenhall dubbed them “firesides,” a 60-minute period when players would speak, sing and interact all in the name of faith. From a crowd of 13 at the first such gathering, they grew to where more than 150,000 people attended them during his 11 years in Provo. At the events, Mendenhall and players shared their thoughts about character, faith, values and being the best you can be – all aligning to the mission of the University and the mission of the football program.

Playing Days and Early Coaching Career

Mendenhall played for two years at Snow College (Utah) before finishing his career as a starter at Oregon State during the 1986 and 1987 seasons. He played both linebacker and safety for the Beavers.

Mendenhall began his coaching career as a graduate assistant in 1989 at his alma mater, Oregon State. After earning his master's degree in 1990, he moved to Snow College in Ephraim, Utah, where he served as the secondary coach and defensive coordinator from 1991-92 under BYU assistant coach Paul Tidwell. Following two seasons with the Badgers, Mendenhall became the secondary coach at Northern Arizona, where the Lumberjacks boasted the top-ranked defense in the Big Sky Conference. He was elevated to co-defensive coordinator for the 1994 season.

In 1995, Mendenhall returned to Oregon State to become the defensive line coach under then-defensive coordinator Rocky Long. When Long left to become the defensive coordinator at UCLA,

Mendenhall was promoted to defensive coordinator for the 1996 season. At just 29 years of age, Mendenhall became the youngest defensive coordinator in Pac-10 history.

In 1997, Mendenhall became the secondary coach at Louisiana Tech where he helped the Bulldogs to a 9-2 record as his defensive unit was credited with 17 interceptions, allowing just 15 touchdowns on the season.

In 1998, Mendenhall moved to Albuquerque, N.M., to become the defensive coordinator and secondary coach at the University of New Mexico. Over the next five seasons, the Lobos improved from just three wins in 1998 to seven wins and an invitation to the Las Vegas Bowl in 2002. In the Lobos' 27-13 loss against UCLA in the Las Vegas Bowl, the Mendenhall-led defense held the Bruins to a season-low 167 yards.

Under Mendenhall, the Lobos led the Mountain West Conference in rushing defense for three straight seasons. In 2001, New Mexico gave up just 87.4 yards per game over the season. In his final season in Albuquerque, Mendenhall led the Lobos to a top ranking against league opponents in total defense, allowing just 316.4 yards per game. The Lobos also led the MWC in sacks in the 2000 and 2002 season, totaling 46 and 38, respectively.

At New Mexico, Mendenhall played a valuable role in the development of the 1999 Mountain West Player of the Year, Consensus All-American and first-round NFL Draft pick Brian Urlacher. The ninth overall selection in the 2000 NFL Draft, Urlacher was voted the NFL's Defensive Rookie of the Year and was a Pro Bowl selection.

Mendenhall and his wife, Holly, have three sons, Raeder, Breaker and Cutter.

THE MENDENHALL RECORD



BYU (99-43)

Year	Overall	Conference	Place	Postseason
2005	6-6	5-3 MWC	2nd	Las Vegas Bowl
2006	11-2	8-0 MWC	1st	Las Vegas Bowl
2007	11-2	8-0 MWC	1st	Las Vegas Bowl
2008	10-3	6-2 MWC	3rd	Las Vegas Bowl
2009	11-2	7-1 MWC	2nd	Las Vegas Bowl
2010	7-6	5-3 MWC	3rd	New Mexico Bowl
2011	10-3	Independent	N/A	Armed Forces Bowl
2012	8-5	Independent	N/A	Poinsettia Bowl
2013	8-5	Independent	N/A	Fight Hunger Bowl
2014	8-5	Independent	N/A	Miami Beach Bowl
2015	9-4	Independent	N/A	Las Vegas Bowl
BYU Total	99-43		39-9 MWC	11 Bowl Appearances



VIRGINIA (25-27)

Year	Overall	Conference	Place	Postseason
2016	2-10	1-7 ACC	T6th Coastal	N/A
2017	6-7	3-5	T4th Coastal	Military Bowl
2018	8-5	4-4	T3rd Coastal	Belk Bowl
2019	9-5	6-2	1st Coastal	Orange Bowl
UVA Total	25-27	14-18		Three Bowl Appearances
Career Total	124-70	53-27		14 Bowl Appearances



THE MENDENHALL RECORD vs. OPPONENTS

Opponent	Overall	UVA	BYU
Air Force	5-1	--	5-1
Arizona	1-2	--	1-2
Boise State	3-2	1-0	2-2
Boston College	0-3	0-1	0-2
California	1-1	--	1-1
Central Michigan	1-0	1-0	--
Cincinnati	1-0	--	1-0
Clemson	0-1	0-1	--
Colorado State	6-0	--	6-0
Connecticut	3-1	1-1	2-0
Duke	4-0	4-0	--
East Carolina	1-0	--	1-0
Eastern Illinois	1-0	--	1-0
Eastern Washington	1-0	--	1-0
Florida	0-1	0-1	--
Florida State	1-2	1-0	0-2
Fresno State	1-0	--	1-0
Georgia Tech	4-2	2-2	2-0
Hawaii	2-0	--	2-0
Houston	2-0	--	2-0
Idaho	2-0	--	2-0
Idaho State	2-0	--	2-0
Indiana	0-2	0-2	--
Liberty	2-0	2-0	--
Louisville	1-2	1-2	--
Memphis	1-0	--	1-0
Miami (Fla.)	1-3	1-3	--
Middle Tennessee	2-0	--	2-0
Michigan	0-1	--	0-1
Missouri	0-1	--	0-1
Navy	0-1	0-1	--
NC State	0-1	0-1	--
Nebraska	1-0	--	1-0
Nevada	1-2	--	1-2
New Mexico	6-0	--	6-0
New Mexico State	2-0	--	2-0
North Carolina	3-1	3-1	--

Opponent	Overall	UVA	BYU
Northern Iowa	1-0	--	1-0
Notre Dame	0-4	0-1	0-3
Ohio	1-0	1-0	--
Oklahoma	1-0	--	1-0
Old Dominion	1-0	1-0	--
Ole Miss	1-0	--	1-0
Oregon	1-1	0-1	1-0
Oregon State	2-1	--	2-1
Pittsburgh	1-3	1-3	--
Richmond	1-1	1-1	--
San Diego State	6-1	--	6-1
San Jose State	2-1	--	2-1
Savannah State	1-0	--	1-0
South Carolina	1-0	1-0	--
Texas	2-1	--	2-1
TCU	2-5	--	2-5
Tulane	1-0	--	1-0
Tulsa	2-1	--	2-1
UCF	1-1	--	1-1
UCLA	2-2	--	2-2
UNLV	7-0	--	7-0
Utah	3-7	--	3-7
Utah State	7-2	--	7-2
UTEP	1-0	--	1-0
Virginia	1-1	--	1-1
Virginia Tech	1-3	1-3	--
Wagner	1-0	--	1-0
Wake Forest	0-1	0-1	--
Washington	2-1	--	2-1
Washington State	1-0	--	1-0
Weber State	1-0	--	1-0
William & Mary	2-0	2-0	--
Wisconsin	0-1	--	0-1
Wyoming	6-0	--	6-0
Totals	124-70	25-27	99-43

MENDENHALL RECORD vs. RANKED OPPONENTS

Versus Opponents Ranked in the FBS Associated Press Poll

Date	Mendenhall Team (rank)	Opponent	Rank	Result
Sept. 3, 2005	BYU	Boston College	22	L, 3-20
Oct. 22, 2005	BYU	at Notre Dame	9	L, 23-49
Sept. 16, 2006	BYU	at Boston College	25	L, 23-30 (20T)
Sept. 28, 2006	BYU	at TCU	15	W, 31-17
Sept. 8, 2007	BYU	at UCLA	14	L, 17-21
Oct. 16, 2008	BYU	at TCU	24	L, 7-32
Nov. 22, 2008	BYU	at Utah	7	L, 24-48
Sept. 5, 2009	BYU (24)	vs. Oklahoma^	3	W, 14-13
Oct. 24, 2009	BYU (16)	TCU	7	L, 7-38
Nov. 28, 2009	BYU (15)	Utah	19	W, 26-23 (OT)
Dec. 22, 2009	BYU (14)	vs. Oregon State*	20	W, 44-20
Oct. 16, 2010	BYU	at TCU	5	L, 3-31
Nov. 27, 2010	BYU	at Utah	22	L, 16-17
Sept. 10, 2011	BYU	at Texas	21	L, 16-17
Sept. 20, 2012	BYU	at Boise State	24	L, 6-7
Oct. 13, 2012	BYU	Oregon State	10	L, 24-42
Oct. 20, 2012	BYU	at Notre Dame	5	L, 14-17
Sept. 7, 2013	BYU	Texas	15	W, 40-21
Nov. 9, 2013	BYU	at Wisconsin	21	L, 17-27
Sept. 12, 2015	BYU	Boise State	20	W, 35-24
Sept. 19, 2015	BYU (19)	at UCLA	10	L, 23-24
Dec. 19, 2015	BYU	vs. Utah*	20	L, 28-35
Sept. 10, 2016	UVA	at Oregon	24	L, 26-44
Oct. 22, 2016	UVA	North Carolina	22	L, 14-35
Oct. 29, 2016	UVA	Louisville	5	L, 25-32
Nov. 18, 2017	UVA	at Miami (Fla.)	2	L, 21-38
Nov. 24, 2017	UVA	Virginia Tech	24	L, 0-10
Oct. 13, 2018	UVA	Miami (Fla.)	16	W, 16-13
Sept. 28, 2019	UVA (18)	at Notre Dame	10	L, 20-35
Nov. 29, 2019	UVA	Virginia Tech	23	W, 39-30
Dec. 7, 2019	UVA (22)	vs. Clemson%	3	L, 17-62
Dec. 30, 2019	UVA	vs. Florida*	6	L, 28-36

* - bowl game

^ - Cowboys Stadium, Arlington, Texas; % - Bank of American Stadium, Charlotte, N.C.

MENDENHALL YEAR-BY-YEAR

BYU

2005 (6-6; 5-3 MWC)

S3	Boston College #22	H	L	3	20
S10	Eastern Illinois	H	W	45	10
S24	TCU	H	LOT	50	51
O1	San Diego State	A	L	10	31
O8	New Mexico	A	W	27	21
O15	Colorado State	H	W	24	14
O22	Notre Dame #9	A	L	23	49
O29	Air Force	H	W	62	41
N5	UNLV	A	W	55	14
N12	Wyoming	A	W	35	21
N19	Utah	H	LOT	34	41
D22	California	N	L	28	35
2005 Las Vegas Bowl (Las Vegas, NV)					

BYU

2006 (11-2; 8-0 MWC)

S2	Arizona	A	L	13	16
S9	Tulsa	H	W	49	24
S16	Boston College #25	A	L2OT	23	30
S23	Utah State	H	W	38	0
O7	San Diego State	H	W	47	17
O21	UNLV	H	W	52	7
O28	Air Force	A	W	33	14
N4	Colorado State	A	W	24	3
N9	Wyoming	H	W	55	7
N18 #24	New Mexico	H	W	42	17
N25 #23	Utah	A	W	33	31
D21 #20	Oregon	N	W	38	8
2006 Las Vegas Bowl (Las Vegas, NV)					

BYU

2007 (11-2, 8-0 MWC)

S1	Arizona	H	W	20	7
S8	UCLA #14	A	L	17	27
S15	Tulsa	A	L	47	55
S22	Air Force	H	W	31	6
S29	New Mexico	A	W	31	24
O13	UNLV	A	W	24	14
O20	Eastern Washington	H	W	42	7
N3	Colorado State	H	W	35	16
N8	TCU	H	W	27	22
N17	Wyoming	A	W	35	10
N24 #23	Utah	H	W	17	10
D1	#19 San Diego State	A	W	48	27
D22 #19	UCLA	N	W	17	16
2007 Las Vegas Bowl (Las Vegas, NV)					

BYU

2008 (10-3, 6-2 MWC)

A30 #17	Northern Iowa	H	W	41	17
S6	#15 Washington	A	W	28	27
S13	#15 UCLA	H	W	59	0
S20	#11 Wyoming	H	W	44	0
O3	#7 Utah State	A	W	34	14
O11 #8	New Mexi co	H	W	21	3
O16 #8	TCU #24	A	L	7	32
O25 #17	UNLV	H	W	42	35
N1	#17 Colorado State	A	W	45	42
N8	#16 San Diego State	H	W	41	12
N15 #14	Air Force	A	W	38	24
N22 #14	Utah #7	A	L	24	48
D20 #16	Arizona	N	L	21	31
2008 Las Vegas Bowl (Las Vegas, NV)					

BYU

2009 (11-2, 7-1 MWC)

S5	#24 Oklahoma #3	N	W	14	13
S12	#12 Tulane	A	W	54	3
S19	#9 Florida State	H	L	28	54
S26	#20 Colorado State	H	W	42	23
O2	#21 Utah State	H	W	35	17
O10	#20 UNLV	A	W	59	21
O17	#19 San Diego State	A	W	38	28
O24	#16 TCU #7	H	L	7	38
N7	#25 Wyoming	A	W	52	0
N14	#22 New Mexico	A	W	24	19
N21	#18 Air Force	H	W	38	21
N28	#15 Utah #19	H	WOT	26	23
D22	#14 Oregon State #20	N	W	44	20
2009 Maaco Bowl Las Vegas (Las Vegas, NV)					

BYU

2010 (7-6; 5-3 MWC)

S4	Washington	H	W	23	17
S11	Air Force	A	L	14	35
S18	Florida State	A	L	10	34
S25	Nevada	H	L	13	27
O1	Utah State	A	L	16	31
O9	San Diego State	H	W	24	21
O16	TCU #5	A	L	3	31
O23	Wyoming	H	W	25	20
N6	UNLV	H	W	55	7
N13	Colorado State	A	W	49	10
N20	New Mexico	H	W	40	7
N27	Utah #22	A	L	16	17
D18	UTEP	N	W	52	24
2010 New Mexico Bowl (Albuquerque, NM)					

BYU

2011 (10-3; Independent)

S3	Ole Miss	A	W	14	13
S10	Texas #21	A	L	16	17
S17	Utah	H	L	10	54
S23	UCF	H	W	24	17
S30	Utah State	H	W	27	24
O8	San Jose State	H	W	29	16
O15	Oregon State	A	W	38	28
O22	Idaho State	H	W	56	3
O28	TCU	N	L	28	38
N12	Idaho	H	W	42	7
N19	New Mexico State	H	W	42	7
D3	Hawai'i	A	W	41	20
D30	Tulsa	N	W	24	21
2011 Armed Forces Bowl (University Park, TX)					

BYU

2012 (8-5; Independent)

A30	Washington State	H	W	30	6
S8	Weber State	H	W	45	13
S15	#25 Utah	A	L	21	24
S20	Boise State #24	A	L	6	7
S28	Hawai'i	H	W	47	0
O5	Utah State	H	W	6	3
O13	Oregon State #10	H	L	24	42
O20	Notre Dame #5	A	L	14	17
O27	Georgia Tech	A	W	41	17
N10	Idaho	H	W	52	13
N17	San Jose State	A	L	14	20
N24	New Mexico State	A	W	50	14
D20	San Diego State	A	W	23	6
2012 Poinsettia Bowl (San Diego, CA)					

BYU

2013 (8-5; Independent)

A31	Virginia	A	L	16	19
S7	Texas #15	A	W	40	21
S21	Utah	H	L	13	20
S27	Middle Tennessee	H	W	37	10
O4	Utah State	A	W	31	14
O12	Georgia Tech	H	W	38	20
O19	Houston	A	W	47	46
O25	Boise State	H	W	37	20
N9	Wisconsin #21	A	L	17	27
N16	Idaho State	H	W	59	13
N23	Notre Dame	A	L	42	7
N30	Nevada	A	W	28	23
D27	Washington	N	L	16	31
2013 Fight Hunger Bowl (San Francisco, CA)					

BYU

2014 (8-5; Independent)

A29	Connecticut	A	W	35	10
S6	Texas	A	W	41	7
S11	#25 Houston	H	W	33	25
S20	#21 Virginia	H	W	41	33
O3	#18 Utah State	H	L	20	35
O9	UCF	A	LOT	24	31
O18	Nevada	H	L	35	42
O24	Boise State	A	L	30	55
N1	Middle Tennessee	A	W	27	7
N15	UNLV	H	W	42	23
N22	Savannah State	H	W	64	0
N29	California	A	W	42	35
D22	Memphis	N	L2OT	48	55
2014 Miami Beach Bowl (Miami, FL)					

BYU

2015 (9-4; Independent)

S5	Nebraska	A	W	33	28
S12	Boise State #20	H	W	35	24
S19	#19 UCLA #10	A	L	23	24
S26	#22 Michigan	A	L	0	31
O2	Connecticut	H	W	30	13
O10	East Carolina	H	W	45	38
O16	Cincinnati	H	W	38	24
O24	Wagner	H	W	70	6
N6	San Jose State	A	W	17	16
N14	Missouri	N	L	16	20
N21	Fresno State	H	W	52	10
N28	Utah State	A	W	51	28
D19	Utah #20	N	L	28	35
2015 Las Vegas Bowl (Las Vegas, NV)					

Virginia

2016 (2-10; 1-7 ACC)

S3	Richmond	H	L	20	37
S10	Oregon #24	A	L	26	44
S17	UConn	A	L	10	13
S24	Central Michigan	H	W	49	35
O1	Duke	A	W	34	20
O15	Pittsburgh	H	L	31	45
O22	North Carolina #22	H	L	14	35
O29	Louisville #5	H	L	25	32
N5	Wake Forest	A	L	20	27
N12	Miami (Fla.)	H	L	14	34
N19	Georgia Tech	A	L	17	31
N26	Virginia Tech	A	L	10	52

Virginia

2017 (6-7; 3-5 ACC)

S2	William & Mary	H	W	28	10
S9	Indiana	H	L	17	34
S16	UConn	H	W	38	18
S22	Boise State	A	W	42	23
O7	Duke	H	W	28	21
O14	North Carolina	A	W	20	14
O21	Boston College	H	L	10	41
O28	Pittsburgh	A	L	14	31
N4	Georgia Tech	H	W	40	36
N11	Louisville	A	L	21	38
N18	Miami (Fla.) #2	A	L	28	44
N24	Virginia Tech #24	H	L	0	10
D28	Navy	A	L	7	49
2017 Military Bowl (Annapolis, MD)					

Virginia

2018 (8-5; 4-4 ACC)

S1	Richmond	H	W	42	13
S8	Indiana	A	L	16	20
S15	Ohio	N	W	45	31
S22	Louisville	H	W	27	3
S29	NC State	A	L	21	35
O13	Miami (Fla.) #16	H	W	16	13
O20	Duke	A	W	28	14
O27	North Carolina	H	W	31	21
N2	#23 Pitt	H	L	13	23
N10	Liberty	H	W	45	24
N17	Georgia Tech	A	LOT	27	30
N23	Virginia Tech	A	LOT	31	34
D29	South Carolina	N	W	28	0
2018 Belk Bowl (Charlotte, NC)					

Virginia

2019 (9-5; 6-2 ACC)

A31	Pittsburgh	A	W	30	14
S6	William & Mary	H	W	52	17
S14	#25 Florida State	H	W	31	24
S21	#21 Old Dominion	H	W	28	17
S28	#18 Notre Dame #10	A	L	20	35
O11	#20 Miami (Fla.)	A	L	9	17
O19	Duke	H	W	48	14
O26	Louisville	A	L	21	28
N2	North Carolina	A	W	38	31
N9	Georgia Tech	H	W	33	28
N23	Liberty	H	W	55	27
N29	Virginia Tech #23	H	W	39	30
D7	#22 Clemson #3	N	L	17	62
D30	2019 ACC Championship Game (Charlotte, NC)				
	Florida #6	N	L	28	36
2019 Orange Bowl (Miami Gardens, FL)					



OFFENSIVE COORDINATOR/INSIDE RECEIVERS

ROBERT ANAE

Robert Anae enters his fifth season at Virginia and 14th as an offensive coordinator under UVA head coach Bronco Mendenhall, which includes nine years at BYU. In addition to serving as offensive coordinator, Anae (Ah-NIGH) also coaches Virginia's inside receivers.

A three-time Frank Broyles Award nominee for Assistant Coach of the Year, Anae is a 31-year coaching veteran that has directed multiple record-breaking performances and NCAA top-25 offensive statistical finishes during his career. Over the previous 13 seasons as Mendenhall's offensive coordinator, an Anae-led offense has earned top-25 NCAA statistical rankings in 10 different offensive categories a total of 50 times, including 18 top-10 ratings.

Not only has Anae's offenses broken records and top the NCAA statistical rankings over the years, but he has tutored dozens of young men that have gone on to successful careers in the NFL. Former Anae pupils that paved their way in the NFL include the likes of Austin Collie (Colts), Ron Hall (Lions), Taysom Hill (Saints), Ed Mulitalo (Ravens) and Dennis Pitta (Ravens).

The records, statistical rankings and NFL careers are reflective of how Anae has been successful at every one of his coaching stops. Virginia has been no different. Since the arrival of Mendenhall and company in Charlottesville in 2016, UVA's offensive production has soared. In the previous 126 season of Virginia football before Anae took over the offense, UVA never had a 3,000-yard passer and only once had a quarterback that amassed 3,000+ yards of total offense in a season. In Anae's first four seasons as Virginia's offensive coordinator, the Cavaliers have had two 3,000-yard passers and the UVA single-season record for total offense has been broken three times. Also, you can find Anae's quarterbacks all over the UVA single-game passing and single-game total offense record book, as five of the top eight outputs in each category have come under Anae over the past four seasons.

Anae and UVA quarterbacks coach Jason Beck have worked together for the past seven seasons and quarterbacks have thrived under the pairing. Between 2013 and 2019, quarterbacks under Anae and Beck have averaged 3,286 passing yards and 522 rushing yards a season for an average of 3,808 yards of total offense.

The 2019 season was special one in Charlottesville as the Cavaliers won the Atlantic Coast Conference's Coastal Division for the first time and made their first appearance in the ACC Championship game. UVA appeared in its first New Year's Six bowl game, the Orange Bowl, and finished ranked No. 24 in the final College Football Playoff poll and No. 25 in the final USA Today coaches poll. It is UVA's first string of three-straight bowl appearances since UVA went to four bowl games between 2002 and 2005.

Anae's offense broke five team records in 2019, which includes most first downs (296), first downs passing (180), completions (337), passing yards (3,748) and points scored (449). UVA also tied the 1990 team for most touchdowns (56), while Anae's offense in 2019 averaged 33.2 points per game, which is No. 2 all-time to UVA's 1990 team. UVA amassed over 5,000 yards of total offense in both 2018 and 2019 under Anae, which marks only the second time in program history UVA has done that in back-to-back seasons. Prior to Anae's arrival UVA only surpassed 5,000 yards of total offense four times.

Bryce Perkins was a catalyst for Anae's offense, graduating as the program's career record holder for total offense (7,910) after playing only two seasons in Charlottesville (2018-19). Under Anae, Perkins also owns the top two spots in the Cavalier record book for single-season and single-game total offense. His program record for single-season total offense (4,307) in 2019 ranked No. 6 nationally and No. 1 in the ACC. A second-team All-ACC honoree, Perkins also set the single-season passing record at UVA with 3,538 passing yards in 2019, which ranked No. 16 in the nation and No. 3 in the ACC. Perkins was a special quarterback for the Cavaliers as he and Oklahoma's Jalen Hurts were the only players in the nation in 2019 with 3,000+ passing yards and 700+ rushing yards. In 2018, Perkins and 2018 Heisman Trophy winner Kyler Murray (Oklahoma) were the only two players in the nation with 2,600+ passing yards and 900+ rushing yards. Perkins was the only college player between 2018-19 to accumulate 6,000+ passing yards and 1,500+ rushing yards. Perkins also left UVA the program's all-time leader in career rushing by a quarterback (1,692) and games of 100+ rushing yards by a quarterback (7).

No ACC team had more than one receiver with 70+ receptions in 2019, while UVA had three in Joe Reed (77), Hasise Dubois (75) and Terrell Jana (74), finishing No. 2, No. 3 and No. 5 in the league in catches and all ranking in the top seven on UVA's single-season receptions ledger. Reed earned first-team All-ACC honors as an all-purpose player. Dubois (All-ACC) and Jana were two of four FBS receivers in 2019 with 100+ target, 70 percent catch rate and 10+ yards per target. Dubois was rated with the "Best Hands in the Nation" by Pro Football Focus after making 75 catches in 2019 with zero drops.

Other receivers have thrived in Anae's offense, including Olamide Zaccheaus, who finished his senior season in 2018 No. 1 in the ACC and No. 5 in the nation with 93 receptions, while earning first-team All-ACC honors. Zaccheaus concluded his career with 250 receptions, No. 1 all-time at UVA and No. 6 all-time in ACC history. Zaccheaus (1,058 receiving) and Jordan Ellis (1,026 rushing) gave UVA a 1,000-yard receiver and 1,000-yard rusher in the same season for just the second time in program history (1990). With Dubois recording 1,062 receiving yards in 2019, Anae's offense has produced two 1,000-yard receiving receivers in four years. Only two Cavaliers had reached the 1,000-yard plateau in a season prior to Anae's arrival.

Anae oversaw quarterback Kurt Benkert's record-breaking season in 2017. The UVA senior quarterback became the first player in program history to throw for over 3,000 yards in a season. Benkert finished the season with 3,207 passing yards, which stood as a program record until Perkins in 2019. Anae's offense also created the first UVA receiving trio to each amass at least 600 receiving yards in the same season

THE ANAE FILE



- Fifth season at Virginia
 - Last name is pronounced: Ah-NIGH
 - Has 31 years of collegiate coaching experience
 - Was an offensive lineman on BYU's 1984 National Championship team and a member of four BYU bowl teams
- @CoachAnae

PERSONAL

Hometown: Laie, Hawaii
Family: Wife, Liane; two sons and a daughter

EDUCATION

High School: Kahuku HS, Kahuku, Hawaii, 1977
College: BYU, 1986
Graduate School: BYU, 1990, M.S.; 1999, Ph.D.

PLAYING EXPERIENCE

- BYU (1981-84)
- Drafted in the 3rd round of the 1985 USFL Draft by the New Jersey Generals

COACHING EXPERIENCE

- 1986-87 – Hawaii (offensive graduate assistant)
- 1990-91 – BYU (offensive graduate assistant)
- 1992-95 – Ricks College (offensive line)
- 1996 – Boise State (offensive line)
- 1997 – UNLV (offensive line)
- 1998 – UNLV (offensive line/running game coord.)
- 2000-04 – Texas Tech (offensive line)
- 2005-10 – BYU (offensive coordinator/inside receivers)
- 2011 – Arizona (offensive line/run game coordinator)
- 2012 – Arizona (offensive line)
- 2013-15 – BYU (offensive coordinator/inside receivers)
- 2016-20 – Virginia (offensive coordinator/inside receivers)

POSTSEASON EXPERIENCE

- Holiday Bowl (1981) - player
- Holiday Bowl (1982) - player
- Holiday Bowl (1983) - player
- Holiday Bowl (1984) - player
- Holiday Bowl (1990)
- Holiday Bowl (1991)
- Real Dairy Bowl (1992)
- Real Dairy Bowl (1993)
- Real Dairy Bowl (1994)
- Real Dairy Bowl (1995)
- Galleryfurniture.com Bowl (2000)
- Alama Bowl (2001)
- Tangerine Bowl (2002)
- Houston Bowl (2003)
- Holiday Bowl (2004)
- Las Vegas Bowl (2005)
- Las Vegas Bowl (2006)
- Las Vegas Bowl (2007)
- Las Vegas Bowl (2008)
- Las Vegas Bowl (2009)
- New Mexico Bowl (2010)
- New Mexico Bowl (2012)
- Fight Hunger Bowl (2013)
- Miami Beach Bowl (2014)
- Las Vegas Bowl (2015)
- Military Bowl (2017)
- Belk Bowl (2018)
- Orange Bowl (2019)

FORMER PROMINENT PLAYERS COACHED

- Ka'Deem Carey (Arizona)
- John Beck (BYU)
- Curtis Brown (BYU)
- Austin Collie (BYU)
- Max Hall (BYU)
- Jonny Harline (BYU)
- Dennis (BYU)
- Harvey Unga (BYU)
- Kurt Benkert (Virginia)
- Jordan Ellis (Virginia)
- Taquan Mizzell (Virginia)
- Olamide Zaccheaus (Virginia)
- Joe Reed (Virginia)
- Bryce Perkins (Virginia)

as Zaccheus (895), Andre Levrone (689) and Doni Dowling (647) accomplished the feat. This happened twice in four years as Dubois (1,062), Jana (886) and Reed (679) accomplished the feat in 2019. Under Anae's tutelage, Taquan Mizzell became the first player in ACC history to record at least 1,500 career rushing and 1,500 career receiving yards.

Anae came to Charlottesville after serving as Mendenhall's offensive coordinator and inside receivers coach in nine of his 11 seasons at BYU. Anae helped BYU finish the 2015 regular season ranked No. 21 in passing offense after directing the 2014 Cougar offense to a No. 14 ranking in scoring offense, putting up 37.1 points per game, the most points by a BYU team since the 2001 season.

In 2013, Anae led the BYU offense to a No. 14 national ranking, including a No. 10 finish in rushing offense, setting a school record with 3,475 rushing yards. He helped coach two 1,000-yard rushers in Taysom Hill and Jamaal Williams.

BYU ranked in the top 25 in third-down efficiency each of Anae's first six seasons at BYU (2005-10), including a No. 1 ranking in 2009 and No. 2 ratings in 2008 and 2006. The Cougars were in the top-6 in passing offense three times (2005, 2006, 2008) during his first tenure overseeing the BYU attack.

BYU's offensive production under Anae helped produce the school's top three rushers of all time (Jamaal Williams: 3,901; Harvey Unga: 3,455 yards; and Curtis Brown: 3,221 yards), the program's top wide receiver in receiving yards, catches and touchdowns (Austin Collie: 3,255 yards and 30 touchdowns on 215 catches), BYU's highest achieving tight end in both receiving yards and catches (Dennis Pitta: 2,901 yards on 221 receptions) and the Cougars' winningest all-time quarterback (Max Hall: 32 victories as a starter). Hall and John Beck, who also played quarterback during Anae's tenure, both went on to the NFL with Beck earning All-America accolades at BYU. Dennis Pitta, meanwhile, not only set the BYU record for receiving yards by a tight end, but also is No. 1 in that category in NCAA history.

Anae's BYU stints from 2005-10 and 2013-15 bookend the two seasons (2010-11) he spent at Arizona under Mike Stoops and Rich Rodriguez, serving as offensive line coach both seasons and run game coordinator under Stoops. Arizona's offense ranked in the top 16 both years and was in the top 25 in passing both seasons as well. Arizona produced the No. 3 passer nationally with Nick Foles, who averaged 360.8 passing yards per game in 2011 before being drafted in the third round of the NFL draft by the Philadelphia Eagles. The Wildcats' offensive line, under Anae's direction, blocked for the nation's leading rusher in 2012 as Ka'Deem Carey totaled 1,929 yards and 23 touchdowns on 303 carries.

Arizona ranked No. 7 in total offense in 2012 at 526.2 yards per game to help the Wildcats to an 8-5 record that included victories over nationally ranked Oklahoma State (59-38) and USC (39-36). The Wildcats scored 38.2 points per game to rank No. 16 nationally, including a 49-point output to defeat Nevada in the 2012 New Mexico Bowl. The point total was just three points off the New Mexico Bowl record of 52 points set by BYU in 2010 with Anae directing the Cougar offense.

As BYU's inside receivers coach from 2005-2010, Anae helped Pitta, Jonny Harline and Andrew George earn a combined six All-Mountain West Conference tight end honors, including five first-team awards. BYU tight ends also achieved national accolades under Anae's tutelage as Harline received first-team All-America honors in 2006 and Pitta was named an NCAA Consensus All-American in 2009.

Anae has been part of many of BYU's most successful teams as both a player and a coach. As BYU's offensive coordinator, the Cougars earned bowl invitations each season, while winning two outright MWC championships. He was an offensive lineman on BYU's National Championship team in 1984 and part of four bowl teams from 1981-84, while earning second-team All-Western Athletic Conference honors. BYU achieved a 43-7 record during Anae's playing days under Hall of Fame coach LaVell Edwards. He played in the Hula bowl in 1985 and was drafted by the New Jersey Generals of the USFL.

Anae's first stint as offensive coordinator at BYU came following five seasons coaching with Mike Leach at Texas Tech from 2000-2004. As offensive line coach for the Red Raiders, Anae helped put together some of the most prolific offenses in the NCAA. The Texas Tech offense ranked No. 1 in the nation in passing three out of Anae's five years and in the top 11 the remaining two. The Red Raiders also ranked in the top six in total offense three times, including 582.8 yards per game to lead the nation in 2003—the fifth-best mark in NCAA history.

Anae began his coaching career as a graduate assistant working with the offensive line at Hawaii under Dick Tomey in 1986-87. He then was a graduate assistant for a pair of years at BYU in 1990 and 1991 before coaching the offensive line at Ricks College in Idaho from 1992-95. Anae coached the offensive front for a year at Boise State in 1996 before moving to UNLV for a pair of seasons, the final as running game coordinator along with his line duties in 1998.

Anae and his wife, Liane, have two sons and a daughter. His son Famika played on the offensive line at BYU before ending his career during the 2012 season due to injuries. Anae's father, Famika Sr., and brothers Brad and Matt, also played football for BYU.

He was born in California in 1958 and raised in Laie on Hawaii's north shore. He served as a missionary for The Church of Jesus Christ of Latter-day Saints in Tulsa, Okla., from 1978-80. He graduated from BYU in 1986, obtained a master's degree in sociology from BYU in 1990 and earned his doctorate in sociology from BYU in 1999 while serving as an assistant director in the Brigham Young student-athlete center and NCAA Life Skills director.

Anae graduated from BYU in 1986 with a degree in political science. He went on to earn two more degrees from BYU, an M.S. in sociology in 1990 and a Ph.D. in sociology in 1999.





SPECIAL TEAMS COORDINATOR/TIGHT ENDS

RICKY BRUMFIELD

Ricky Brumfield is in his third season at Virginia after joining Bronco Mendenhall's staff in January of 2018 as the program's special teams coordinator. In July of 2020, Mendenhall announced that Brumfield would also serve as the tight ends coach.

Brumfield, who enters his 20th season as a collegiate coach in 2020, has consistently overseen record-breaking performances at the FBS, FCS and DII levels, while also boasting pupils that have been named semifinalists for coveted honors like the Lou Groza Award and the Ray Guy Award. The 2019 season was the most recent season serving of record-breaking performances as the Cavaliers won the ACC Coastal Division title and made their first appearance in the Orange Bowl.

The 2019 team broke the single-season record for both kick return yards (1,204) and kick return average (28.7). Heading the attack on the record book was Joe Reed, who was named to a myriad of All-America teams in 2019 as a kick returner. First-team nods by the Walter Camp Football Foundation and the Football Writers Association of America highlighted those All-America accolades. Reed also won the Jet Award in 2019 as the nation's top kick returner after leading the nation in kick return average at 33.2. Reed also led the nation in 2019 with two kick returns for touchdowns and left UVA No. 1 in program history with 3,042 career kick return yards, which makes him one of 10 players in FBS history with 3,000+ kick return yards. Reed also left UVA with a career 28.69 career kick return average, which ranks No. 22 all-time at the FBS level. Reed is the only player in FBS history with 2,700+ career kick return yards and a kick return average of 28+ yards.

Also in 2019, All-ACC placekicker Brian Delaney broke the UVA single-season record for points kicking (110), which also ranked No. 13 in the nation. His 52 PATs also broke a single-season UVA record. Overall, Delaney's 110 points in 2019 ranked No. 3 on the UVA single-season scoring list.

In Brumfield's first season at UVA his punt return defense finished No. 1 in the ACC and No. 7 in the nation with 3.21 yards allowed per return after he inherited a group that finished No. 117 in the nation the year prior (2017). On kick return Reed finished No. 10 in the nation and No. 2 in the ACC with 27.2 yards per kick return. Reed also became the UVA all-time career leader in kick return yardage, breaking the record in less than three seasons.

Brumfield comes to UVA after spending the 2016 and 2017 seasons at the University of Texas at San Antonio where he was the Roadrunners' special teams coordinator and coached the team's tight ends.

In 2016, his first season with the Roadrunners, Brumfield helped guide the team to six wins and the program's first-ever bowl game, the 2016 Gildan New Mexico Bowl. His special teams set several school records, including season marks for touchbacks (27), points (79), extra points (43) and punting average (42.0).

This season, Brumfield saw freshman placekicker Jared Sackett earn freshman All-America honors from USA Today. Sackett made a UTSA school-record 19 field goals on 22 attempts. He also set the school mark with 80 points. Sackett was a semifinalist for the Lou Groza Award presented to the nation's top placekicker.

UTSA punter Yannis Routsas was a semifinalist for the 2017 Ray Guy Award presented to the nation's top punter. UTSA was one of just three schools in 2017 to have both its placekicker and punter as semifinalists for those two national awards.

During the 2017 season, the Roadrunners went 6-5 with four of those losses coming by a total of 17 points. In the current NCAA FBS football statistics, UTSA ranks No. 6 in the nation in punt return defense. This season the Roadrunners allowed just eight punt returns for a total of 23 yards (2.88 ypr.). UTSA was No. 39 in the nation in kickoff defense by allowing 19.61 yards per return.

His Roadrunner special teams forced five fumbles during the 2016 season and two in 2017.

Brumfield came to UTSA from Western Kentucky, where he spent three seasons as special teams coordinator and cornerbacks coach. He helped the Hilltoppers to a combined 28 victories, including a pair of bowl wins, during his tenure.

In 2015, WKU won the Conference USA title and capped off a 12-2 season with a 45-35 victory against USF in the Miami Beach Bowl, while finishing the season with a No. 24 final ranking. Garrett Schwetman, the school's career record holder for points, extra points and field goals, earned first-team all-conference honors, while kick returner Kylan Towner made the second team and cornerback Prince Charles Iworah and long snapper Nolan Dowling were named honorable mention.

In his first two seasons with the Hilltoppers, the defense and special teams were among the conference's best in nearly every major statistical category. He tutored five all-conference performers, including cornerbacks Wonderful Terry and Cam Thomas, who played for the NFL's Buffalo Bills in 2015.

In 2013, WKU led the Sun Belt Conference and finished 14th nationally in total defense, while also leading the league in interceptions (14), team pass efficiency defense and fewest passing yards allowed. Additionally, his kick and punt coverage units were tops in the conference.

Brumfield was the special teams coordinator and safeties coach at Nicholls State, in 2011-12. His impact on the Colonels' special teams was felt immediately, as they blocked six kicks and ranked 14th in the Football Championship Subdivision in kick return average, while punter Cory Kemps finished sixth nationally with a 42.8 average in 2011.

While at Nicholls State, Brumfield oversaw Chika Madu who left the school as the all-time program leader in kick return yards (2,076) and ranked No. 2 in the Southland Conference record book. Madu also ranks No. 2 in the conference record book in kick return touchdowns and No. 4 in kick return average (24.14).

Brumfield and Justin Anderson, UVA's director of player personnel, were both assistant coaches at Nichols State during the 2011 and 2012 seasons.

The New Orleans native got his coaching start in 2001 at Union College, where he oversaw special teams and wide receivers for three seasons.

Brumfield served as special teams coordinator and wide receivers coach at Fairmont State in 2004-10. He helped the Fighting Falcons rank among the nation's best in special teams categories by the end of his tenure, including the third-best kick return average in 2009.

In his final season with the Fighting Falcons, his special teams units blocked five kicks, forced two turnovers and had a pair of touchdowns. Three of his players earned all-conference accolades, including kick returner Zack Page, who set Division II career records for kick returns, kick return yardage and combined return yards. One of his receivers, Perry Baker, was one of a handful non-Division I players to be selected to play in the 2010 East-West Shrine Game. Baker went on to become of the premier rugby players in the world. Baker is an Olympian for the USA Sevens team and was a two-time World Rugby MVP (2017 and 2018).

During his time at Fairmont State, Brumfield spent five summers assisting with various NFL teams. He tutored wide receivers and special teams with the Pittsburgh Steelers in 2007-09 and also spent time with the Atlanta Falcons, Buffalo Bills and Green Bay Packers.

Brumfield was a four-year letterwinner and two-year starter at wide receiver at Utah State. He helped the Aggies to a pair of Big West Conference Championships and a berth in the 1997 Humanitarian Bowl.

Brumfield earned his bachelor's degree in sociology from Utah State in 1999 and his master's degree in secondary education from Union College (Ky.) in 2003.

He and his wife, Erin, have four children, Kyan, McKel, Tacy and Asher.

THE BRUMFIELD FILE



• Third season at Virginia

• Hired as UVA's 10th assistant coach in Jan. of 2018 after the NCAA approved a measure for 10 full-time assistants

• Has 19 years of collegiate coaching experience as a special teams coordinator

• One of eight coaches on UVA's staff that played college football in the state of Utah

@RickyBrumfield

PERSONAL

Hometown: New Orleans, La.

Family: Wife, Erin; four children, Kyan, McKel, Tacy and Asher

EDUCATION

High School: Archbishop Shaw HS, Marrero, La., 1994

College: Utah State, 1999

Graduate School: Union College (Ky.), 2003

PLAYING EXPERIENCE

• Utah State (1995-98)

COACHING EXPERIENCE

- 2001-03 – Union College (special teams coord./WRs)
- 2004-10 – Fairmont State (special teams coord./WRs)
- 2011-12 – Nicholls State (special teams coord./safeties)
- 2013-15 – Western Kentucky (special teams coord./CBs)
- 2016-17 – UTSA (special teams coord./TEs)
- 2018-19 – Virginia (special teams coordinator)
- 2020 – Virginia (special teams coordinator/TEs)

POSTSEASON EXPERIENCE

- Humanitarian Bowl (1997) - player
- Bahamas Bowl (2014)
- Miami Beach Bowl (2015)
- New Mexico Bowl (2016)
- Belk Bowl (2018)
- Orange Bowl (2019)

FORMER PROMINENT PLAYERS COACHED

- Perry Baker (Fairmont State)
- Prince Charles Iworah (Western Kentucky)
- Cam Thomas (Western Kentucky)
- Taywan Taylor (Western Kentucky)
- Tyler Higbee (Western Kentucky)
- Jordan Moore (UTSA)
- Joe Reed (Virginia)

DEFENSIVE COORDINATOR/SECONDARY

NICK HOWELL

Nick Howell is in his fifth season at Virginia on Bronco Mendenhall's staff and is the defensive coordinator/secondary coach.

The 2019 season was special one in Charlottesville as the Cavaliers won the Atlantic Coast Conference's Coastal Division for the first time and made their first appearance in the ACC Championship game. UVA appeared in its first New Year's Six bowl game, the Orange Bowl, and finished ranked No. 24 in the final College Football Playoff poll and No. 25 in the final USA Today coaches poll. It is UVA's first string of three-straight bowl appearances since UVA went to four bowl games between 2002 and 2005.

Despite losing multiple starters on the defensive side of the ball for the season, UVA broke the program record for sacks in a season in 2019. The Chris Long-led defense in 2007 set the standard with 43, and the 2019 edition concluded the year with 46, which ranked No. 6 in the nation. Inside linebacker Jordan Mack led all ACC linebackers with 7.5 sacks. In all, 27 of UVA's 46 sacks were recorded by linebackers. Howell's defense accomplished this all despite having lost five starters and various role players to season-ending injuries by the time UVA kicked off in the Orange Bowl.

"Havoc Hoos" is the mantra of the UVA defense and they terrorized opponents' all season, but the six sacks against Virginia Tech to clinch the ACC Coastal championship and Commonwealth Cup were probably the most clutch. Leading 33-30 with 1:23 left to play, UVA sacked Virginia Tech three-straight times, including a strip sack in the end zone by Mandy Alonso and touchdown recover by Eli Hanback to seal UVA's first-ever appearance in the ACC Championship game. Howell's defense was No. 1 in the ACC and No. 12 in the nation in 2019 with three defensive touchdowns.

Howell's defense shined in 2018, finishing No. 12 in the nation in team passing efficiency defense (107.62), No. 16 in passing yards allowed (183.0), No. 20 in the nation in team defense (330.5) and No. 20 in scoring defense (20.1). UVA's 28-0 drubbing of South Carolina in the 2018 Belk Bowl was the first time an SEC team was shutout in a bowl by a non-SEC team since the 1975 Gator Bowl. Bryce Hall finished No. 1 in the nation with 22 pass breakups and 24 passes defended, earning All-America honors from five different outlets highlighted by Walter Camp and Football Writers Association of America. Safety Juan Thornhill also earned All-America honors, appeared in the Senior Bowl and led all ACC safeties in lowest passer rating when in coverage. Both Hall and Thornhill earned first-team All-ACC honors. Thornhill became the second round pick of the Kansas City Chiefs in the 2019 NFL Draft, while cornerback Tim Harris was the sixth round selection of the San Francisco 49ers.

In Howell's second season in Charlottesville he oversaw a secondary that boasted a corps that ranked No. 7 in the nation and No. 2 in the ACC against the pass (165.8). The group was headed by three-time first-team All-ACC player Quin Blanding, ACC Defensive Rookie of the Year Brenton Nelson and third-team All-ACC cornerback Thornhill. Blanding finished his illustrious career with more All-America honors and as UVA's all-time record holder with 495 career tackles. The 495 career tackles rank tied for No. 6 all-time in ACC history and are the most by any ACC defensive back. Blanding finished each of his four seasons No. 2 in the ACC in tackles, a feat that hadn't even been done three times in the league until he did it after his junior year. In his duties overseeing the defense, inside linebacker Micah Kiser was named the Campbell Trophy winner (Academic Heisman) and led the ACC in tackles for the third year in a row. Only Boston College's Luke Kuechly (2009-11) had previously accomplished the feat in league history. Kiser was also a three-time first-team All-ACC honoree and received multiple All-America honors over the past two seasons.

Howell served on Mendenhall's BYU staff in several roles from 2007-15, most recently as the defensive coordinator and secondary coach. Howell first came to BYU in 2007 as a defensive intern. From 2008-09 Howell was a defensive graduate assistant. Howell's first full-time position on Mendenhall's staff came in 2010 as the outside linebacker coach and from 2011-12 he was the secondary coach and a special teams coach.

Howell helped the defensive unit at BYU finish the 2015 regular season ranked No. 6 nationally in sacks per game and No. 15 in tackles for loss after the Cougars ranked No. 20 in rushing defense in 2014.

Despite having to defend more plays than all but four teams nationally in 2013 due to BYU's up-tempo offensive system, the Cougar defense ranked No. 12 nationally in yards-per-play defense, No. 16 in pass efficiency defense and No. 22 in scoring defense. Howell helped the BYU defense rank No. 3 in total defense (266.1 yards allowed) and No. 10 in passing yards allowed (179.2 yards per game) in 2012.

In 2011, Howell helped the defense rank No. 15 in pass efficiency defense, allowing a rating of 112.58. In that same year, the Cougars ranked No. 13 in overall defense.

Howell first came to BYU in 2007 as a defensive intern and then served two years as a graduate assistant before being hired as an assistant coach in 2010. Since first being hired at BYU by Mendenhall in 2007, he has helped coach defensive backs and linebackers. Howell started as a full-time coach working as the team's outside linebackers coach before taking over the BYU secondary partway through the 2010 season.

Prior to coming to BYU, Howell was the head coach at Ben Lomond High School (Ogden, Utah) from 2004-2006 and served as defensive coordinator at Weber High School (North Ogden, Utah) in 2003 and defensive line coach at Sky View High School (Smithfield, Utah) in 2002.

A native of Ogden, Utah, Howell earned a M.A. in education with teaching certification from the University of Phoenix in 2007 after receiving his undergraduate degree in history from Weber State in 2005. Howell and his wife Brooke have four children.

Howell's contributions at BYU helped the Cougars put one of the nation's top defenses on the field each year he was in Provo. In 2013, Howell was a candidate for the Broyles Award, given annually to the nation's top assistant coach.

THE HOWELL FILE



• Fifth season at Virginia

• Made the jump from defensive intern at BYU under Bronco Mendenhall in 2007 to defensive coordinator of the Cougars by 2013

• In 2019 helped UVA finish No. 6 in the nation with 46 sacks, breaking the program single-season record

• Spent three years as the head coach at his alma mater, Ben Lomond High School

@Nick9Howell

PERSONAL

Hometown: Ogden, Utah

Family: Wife, Brooke; four children, Dakota, Kayla, Autumn and Zion

EDUCATION

High School: Ben Lomond HS, Ogden, Utah, 1998

College: Weber State, 2005

Graduate School: University of Phoenix, 2007

COACHING EXPERIENCE

- 2002 – Sky View High School (defensive line)
- 2003 – Weber High School (defensive coordinator)
- 2004-06 – Ben Lomond High School (head coach)
- 2007 – BYU (defensive intern)
- 2008-09 – BYU (defensive graduate assistant)
- 2010 – BYU (outside linebackers)
- 2011-12 – BYU (secondary and special teams)
- 2013-15 – BYU (defensive coordinator/secondary)
- 2016-20 – Virginia (defensive coordinator/secondary)

POSTSEASON EXPERIENCE

- Las Vegas Bowl (2007)
- Las Vegas Bowl (2008)
- Las Vegas Bowl (2009)
- New Mexico Bowl (2010)
- Armed Forces Bowl (2011)
- Poinsettia Bowl (2012)
- Fight Hunger Bowl (2013)
- Miami Beach Bowl (2014)
- Las Vegas Bowl (2015)
- Military Bowl (2017)
- Belk Bowl (2018)
- Orange Bowl (2019)

FORMER PROMINENT PLAYERS COACHED

- Preston Hadley (BYU)
- Skye PoVey (BYU)
- Daniel Sorensen (BYU)
- Kai Nacua (BYU)
- Michael Davis (BYU)
- Micah Hannemann (BYU)
- Kyle Van Noy (BYU)
- Quin Blanding (Virginia)
- Andrew Brown (Virginia)
- Micah Kiser (Virginia)
- Juan Thornhill (Virginia)
- Tim Harris (Virginia)
- Chris Peace (Virginia)
- Bryce Hall (Virginia)
- Jordan Mack (Virginia)



CO-DEFENSIVE COORDINATOR/OUTSIDE LINEBACKERS

KELLY POPPINGA

Kelly Poppinga is in his fifth season at Virginia on Bronco Mendenhall's staff and is the outside linebackers coach. On April 5, 2018 Poppinga (PUH-ping-guh) was promoted to co-defensive coordinator.

The 2019 season was special one in Charlottesville as the Cavaliers won the Atlantic Coast Conference's Coastal Division for the first time and made their first appearance in the ACC Championship game. UVA appeared in its first New Year's Six bowl game, the Orange Bowl, and finished ranked No. 24 in the final College Football Playoff poll and No. 25 in the final USA Today coaches poll. It is UVA's first string of three-straight bowl appearances since UVA went to four bowl games between 2002 and 2005.

Despite losing multiple starters on the defensive side of the ball for the season, UVA broke the program record for sacks in a season in 2019. The Chris Long-led defense in 2007 set the standard with 43, and the 2019 edition concluded the year with 46, which ranked No. 6 in the nation. In all, 27 of UVA's 46 sacks were recorded by linebackers, which includes 13.5 by Poppinga's outside linebackers. UVA also finished No. 22 in the nation in tackles for loss in 2019, led by outside linebacker Noah Taylor's 13.5 tackles for loss. Taylor also had seven sacks, finishing No. 2 on the team and No. 2 in the ACC among linebackers (behind teammate Jordan Mack).

In 2018 Poppinga's outside linebackers were key in helping UVA finish No. 12 in the nation in team passing efficiency defense (107.62), No. 16 in passing yards allowed (183.0), No. 20 in the nation in team defense (330.5) and No. 20 in scoring defense (20.1). UVA's 28-0 drubbing of South Carolina in the 2018 Belk Bowl was the first time an SEC team was shutout in a bowl by a non-SEC team since the 1975 Gator Bowl. Charles Snowden led the nation's linebackers with nine pass breakups and 11 passed defended. Chris Peace concluded his senior season No. 1 in the ACC among linebackers with 7.5 sacks, the second year in a row he accomplished this feat. Peace, a third-team All-ACC honoree in 2018, went on to star in the East-West Shrine All-Star Game.

Poppinga was also the special teams coordinator in 2016 and 2017 before the addition of a 10th assistant coach per NCAA legislation and the hiring of current special teams coordinator Ricky Brumfield.

In his two seasons as the special teams coordinator he had a few special Cavaliers. Poppinga coached the ACC's best kick return man in 2017 as Joe Reed led the league with a 29.7 average. Reed also led the league with two kick returns for touchdowns, a first in program history that a player had more than one in the same season. Reed also ranked No. 8 in the nation in yards per kick return. Poppinga also had two of the ACC's better punters in 2016 and 2017. Lester Coleman earned second-team All-ACC honors and was No. 4 in the league with a 43.7 yards per punt average in 2017. Coleman led the ACC with 23 punts of 50 yards or more, while ranking No. 2 in the ACC and No. 7 in the nation with 29 punts inside the 20.

In 2016 Poppinga also oversaw one nation's most effective punters as Nicholas Conte was named a first-team All-ACC honoree and led the league with a 44.3 yards per punt average. The Ray Guy Award semifinalist led the nation through regular season with 34 punts inside the 20 and with 15 punts inside the 10, while six of his punts were downed at the one. Conte was No. 3 in the nation before bowl season with 23 punts of 50 yards or more. Between Conte's punts and the punt coverage team, 80 percent of UVA's punts were not returned. Conte concluded his UVA career No. 1 all-time at UVA and No. 3 all-time in the ACC with a 44.45 yards per punt average.

Poppinga coached outside linebacker Chris Peace to honorable mention All-ACC honors in 2017. Peace ranked No. 5 in the ACC and No. 1 among linebackers with 7.5 sacks. The 7.5 sacks rank No. 7 among the nation's linebackers.

Poppinga started his collegiate coaching career at BYU, which began in 2009 as a defensive intern on Mendenhall's staff. In 2010 Poppinga was a defensive graduate assistant and interim outside linebacker coach. His first full-time position came in 2011 when Poppinga was elevated to linebacker coach.

From 2013-15 Poppinga was BYU's special teams coordinator and outside linebackers coach.

Poppinga helped outside linebackers Kyle Van Noy and Alani Fua advance to the NFL in recent years with Van Noy selected by the Detroit Lions in the second round of the 2014 NFL Draft and Fua earning a spot with the Arizona Cardinals in 2015.

In 2014 BYU ranked No. 20 in rushing defense and Poppinga helped a defensive unit finish the 2015 regular season ranked No. 6 nationally in sacks per game and No. 15 in tackles for loss. Under Poppinga, BYU's special teams also ranked No. 7 in punting average and No. 19 in kick return coverage in 2014.

Poppinga assisted one of BYU's best-ever defenses in 2012 when the Cougars finished No. 3 in the nation in total defense and ranked in the top 10 in six different defensive categories.

Poppinga started his coaching career at BYU in 2009 as the defensive intern and contributed to the team's 11-2 record and 44-20 Maaco Bowl Las Vegas victory over No. 16 Oregon State. After the team's 1-4 start in 2010, Poppinga was asked as the defensive graduate assistant to assume the role as outside linebackers coach and helped the Cougars finish 6-2 over the remaining games, including a 52-24 win over UTEP at the New Mexico Bowl.

As a player, Poppinga was an All-Mountain West Conference linebacker and Academic All-MWC honoree at BYU under Mendenhall while helping the Cougars achieve back-to-back conference championships in 2006 and 2007. Poppinga redshirted Mendenhall's first season as head coach at BYU in 2005 after transferring from Utah State where he played two years (2003-04). Poppinga helped BYU achieve Las Vegas Bowl wins over Oregon and UCLA and led the team with 113 tackles his senior season. He spent the 2008 season with three NFL teams before going to Super Bowl XLIII with the Arizona Cardinals.

A native of Evanston, Wyo., Poppinga has completed bachelor's (2007) and master's (2010) degrees from BYU in exercise science. Poppinga and his wife, Rebekah, have four daughters.

THE POPPINGA FILE



- Fifth season at Virginia
 - Last name is pronounced: PUH-ping-guh
 - Made the rise from defensive intern at BYU under Bronco Mendenhall in 2009 to special teams coordinator of the Cougars by 2013
 - Played with three NFL teams
- @pinga4445

PERSONAL

Hometown: Evanston, Wyo.
Family: Wife, Rebekah; four daughters

EDUCATION

High School: Evanston HS, Evanston, Wyo., 2003
College: BYU, 2007
Graduate School: BYU, 2010, M.A.

PLAYING EXPERIENCE

- Utah State (2003-04)
- BYU (2006-07)
- Miami Dolphins (2008)
- St. Louis Rams (2008)
- Arizona Cardinals (2008)

COACHING EXPERIENCE

- 2009 – BYU (defensive intern)
- 2010 – BYU (graduate assistant/interim OLBs)
- 2011-12 – BYU (outside linebackers)
- 2013-15 – BYU (special teams coordinator/OLBs)
- 2016-17 – Virginia (special teams coordinator/OLBs)
- 2018-20 – Virginia (co-defensive coordinator/OLBs)

POSTSEASON EXPERIENCE

- Las Vegas Bowl (2006) - player
- Las Vegas Bowl (2007) - player
- Las Vegas Bowl (2009)
- New Mexico Bowl (2010)
- Armed Forces Bowl (2011)
- Poinsettia Bowl (2012)
- Fight Hunger Bowl (2013)
- Miami Beach Bowl (2014)
- Las Vegas Bowl (2015)
- Military Bowl (2017)
- Belk Bowl (2018)
- Orange Bowl (2019)

FORMER PROMINENT PLAYERS COACHED

- Alani Fua (BYU)
- Kyle Van Noy (BYU)
- Chris Peace (Virginia)

RUNNING BACKS

MARK ATUAIA

Mark Atuaia enters his fifth season at Virginia on Bronco Mendenhall's staff and is the running backs coach.

Atuaia (Ah-too-why-ah) oversaw Wayne Taulapapa's first season as a starter in 2019. Taulapapa rushed for 12 touchdowns, the most by a Cavaliers since Keith Payne's 14 in 2010. Taulapapa had four games with multiple rushing touchdowns, highlighted by three in the win over Florida State, including the game-winning score.

Atuaia guided Jordan Ellis to a stellar senior season in 2018, rushing for 1,026 yards and 10 touchdowns, becoming just the third 1,000-yard rusher at UVA since 2004. Ellis was UVA's first 1,000-yard rusher since 2013 and 15th overall. Ellis went on to appear in the East-West Shrine All-Star Game and sign a free agent contract with the Cincinnati Bengals.

Atuaia helped All-ACC running back Taquan Mizzell take a big step as a senior in 2016 as the tailback became the first player in ACC history with at least 1,500 career rushing and 1,500 career receiving yards. Under Atuaia's watchful eye, Mizzell developed into one of the nation's most durable backs, and was one of four players in the nation in 2016 to led his team in rushing (940) and receptions (52).

Atuaia has been with Mendenhall since 2013 when he joined the BYU staff as the running backs coach. In 2013 BYU's run game ranked No. 10 in the nation averaging 267.3 yards per game, setting a school record with 3,475 rushing yards. He tutored Jamaal Williams as the Cougar rushed for 1,233 yards and seven touchdowns in 2013 as a sophomore. Atuaia assisted in BYU's offense ranking No. 14 in scoring offensive in 2014 as BYU put up 37.1 points per game, the most points by a BYU team since 2001. In 2015 the BYU offense ranked No. 4 in the nation in red zone offense, scoring at a 94.3 percent clip.

Most recently Atuaia mentored Paul Lasike, a former BYU rugby All-American from Auckland, New Zealand. Under Atuaia's tutelage, the big running back played football for the first time ever in his life and after three seasons at BYU Lasike signed with the Chicago Bears in 2015.

"Coach Atuaia does a great job recognizing NFL talent in young athletes," reflected Lasike. "Making the transition from a lifetime rugby player to a first-time football player, he saw the potential in me and cultivated it. The chances of making it to the NFL are small regardless of how long you have played the game, but Coach Atuaia recognized my potential and was persistent in my development. He had the utmost faith and belief in what I can be become, even when I didn't see it myself."

Atuaia has a history of working with big, strong and powerful running backs. As a student assistant at BYU from 2005-11, Atuaia was instrumental in the development of former NFL running backs Fahu Tah, Fui Vakapuna, Harvey Unga and Manase Tonga during their time at BYU.

A former running back at BYU during the 1991 and 1994-96 seasons, Atuaia first joined the BYU athletic department in June 2012 as the assistant to the athletics director for student services. He previously worked as the assistant to the dean of Student Life at BYU. He accepted that position after graduating in 2011 with both a doctor of jurisprudence from BYU's J. Reuben Clark Law School and a master of public administration from the George W. Romney Institute of Public Management at BYU's Marriott School of Management.

During Atuaia's four-year playing career, BYU achieved a 39-11-2 record, won three conference titles and was ranked in the final top-25 national rankings three times. In addition, the offense was ranked in the top 10 nationally during three of his four seasons.

As a senior in 1996 he started 13 games on BYU's 14-1 Cotton Bowl team that finished the year ranked No. 5 in the country after defeating Kansas State 19-15 on New Year's Day 1997. Atuaia also helped BYU defeat Oklahoma 31-6 in the 1994 Cooper Bowl to finish ranked No. 10 by CNN and No. 18 by The Associated Press with a 10-3 record.

Atuaia totaled 1,247 yards on 301 carries (4.1 yards per attempt) with 11 touchdowns during his college career, while adding 68 catches for 668 yards (9.8 yards per catch) and four scoring receptions. His career-long rush was 51 yards while his long reception went for 61 yards. Atuaia also added 113 return yards as a member of the kick return team his freshman and sophomore seasons.

A native of Laie, Hawaii, Atuaia prepped at Kahuku High School before attending BYU. He served as a missionary for The Church of Jesus Christ of Latter-day Saints in Tucson, Ariz., from 1992-93. He received his bachelor's degree from BYU-Hawaii in 2003.

Atuaia and his wife Elizabeth, an accomplished recording artist and lead singer for the 1980s pop group The Jets, are the parents of seven children. His brothers Alema (1993, 1995-96) and Donny (1995-1999) also played football at BYU.

THE ATUAIA FILE



- Fifth season at Virginia
- Last name is pronounced: Ah-too-why-ah
- In his first season as a full-time collegiate coach in 2013 he helped BYU's rushing game finish No. 10 in the nation in rushing yards per game
- At BYU had a history of working with big, strong and powerful running backs that later went on to the NFL

@UVACoachAtuaia

PERSONAL

Hometown: Laie, Hawaii

Family: Wife, Elizabeth; seven children

EDUCATION

High School: Kahuku HS, Kahuku, Hawaii, 1991

College: BYU-Hawaii, 2003

Graduate School: BYU, 2011, M.P.A.; J.D., 2011

PLAYING EXPERIENCE

- BYU (1991, 1994-96)

COACHING EXPERIENCE

- 2013-15 – BYU (running backs)
- 2016-20 – Virginia (running backs)

POSTSEASON EXPERIENCE

- Holiday Bowl (1991) - player
- Copper Bowl (1994) - player
- Cotton Bowl (1997) - player
- Fight Hunger Bowl (2013)
- Miami Beach Bowl (2014)
- Las Vegas Bowl (2015)
- Military Bowl (2017)
- Belk Bowl (2018)
- Orange Bowl (2019)

FORMER PROMINENT PLAYERS COACHED

- Jamaal Williams (BYU)
- Paul Lasike (BYU)
- Fahu Tah (BYU)
- Fui Vakapuna (BYU)
- Harvey Unga (BYU)
- Manase Tonga (BYU)
- Taquan Mizzell (Virginia)
- Jordan Ellis (Virginia)



QUARTERBACKS

JASON BECK

Jason Beck enters his fifth season at Virginia on Bronco Mendenhall's staff and is the quarterbacks coach.

Since the arrival of Mendenhall and company in Charlottesville in 2016, UVA's offensive production has soared. In the previous 126 season of Virginia football before Beck started working with quarterbacks, UVA never had a 3,000-yard passer and only once had a quarterback that amassed 3,000+ yards of total offense in a season. In Beck's first four seasons as Virginia's quarterbacks coach, the Cavaliers have had two 3,000-yard passers and the UVA single-season record for total offense has been broken three times. Also, you can find Beck's quarterbacks all over the UVA single-game passing and single-game total offense record book, as five of the top eight outputs in each category have come since Beck started at Virginia.

Beck and UVA offensive coordinator Robert Anae have worked together for the past seven seasons and quarterbacks have thrived under the pairing. Between 2013 and 2019, quarterbacks under Anae and Beck have averaged 3,286 passing yards and 522 rushing yards a season for an average of 3,808 yards of total offense.

Becked guided Bryce Perkins' electric career at UVA. Perkins graduated as the program's career record holder for total offense (7,910) after playing only two seasons in Charlottesville (2018-19). Under Beck, Perkins also owns the top two spots in the Cavalier record book for single-season and single-game total offense. His program record for single-season total offense (4,307) in 2019 ranked No. 6 nationally and No. 1 in the ACC. Perkins also set the single-season passing record at UVA with 3,538 passing yards in 2019, which ranked No. 16 in the nation and No. 3 in the ACC. Perkins was a special quarterback for the Cavaliers as he and Oklahoma's Jalen Hurts were the only players in the nation in 2019 with 3,000+ passing yards and 700+ rushing yards. In 2018, Perkins and 2018 Heisman Trophy winner Kyler Murray (Oklahoma) were the only two players in the nation with 2,600+ passing yards and 900+ rushing yards. Perkins was the only college player between 2018-19 to accumulate 6,000+ passing yards and 1,500+ rushing yards. Perkins also left UVA the program's all-time leader in career rushing by a quarterback (1,692) and games of 100+ rushing yards by a quarterback (7).

Perkins finished 2018 No. 1 in the ACC and No. 13 in the nation in points responsible for with 206. His 25 passing touchdowns are tied for No. 2 on UVA's single-season ledger and were No. 2 in the ACC in 2018. Perkins' 34 total touchdowns (25 passing, nine rushing) set a UVA single-season record. Perkins is the only UVA quarterback to ever pass for 1,500+ yards and notch 900+ rushing yards, which he did in 2018.

Under Beck's watchful eye, UVA quarterback Kurt Benkert had a record-breaking season in 2017. The UVA senior quarterback became the first player in program history to throw for over 3,000 yards in a season. Benkert finished the season with 3,207 passing yards and a single-season program record 298 completions. Benkert's 25 passing touchdowns in 2017 rank No. 2 all-time at UVA for a season. He also set the UVA single-season standard for total offense with 3,144 total yards. The 2017 UConn game saw Benkert break his own single-game passing and single-game total offense records he set in 2016. Against the Huskies he amassed 455 passing yards and 465 total offense yards. A UVA quarterback has only passed for 400 yards three times in a game and Benkert has done it twice.

Beck saw Benkert finish his two-year UVA career with 5,759 career passing yards and 46 career touchdowns, both numbers rank No. 3 all-time in the UVA annals. In 2016 and 2017 Benkert became the fastest quarterback in a season to reach 1,000 and 2,000 yards of passing, doing so in four and eight games, respectively. With 21 passing touchdowns in 2016 and 25 in 2017, Benkert is the only UVA quarterback to throw for at least 20 touchdowns in multiple seasons.

Beck, a former Cougar quarterback and offensive intern on Mendenhall's BYU coaching staff, returned to Provo in 2013 with six years of coaching experience, including stints at LSU, Weber State and Simon Fraser.

Beck helped true freshman Tanner Mangum break all BYU freshman QB marks in 2015 after taking over for injured Heisman hopeful Taysom Hill in the season opener. Mangum earned 2015 Freshman of the Year honors from the Touchdown Club of Columbus (Ohio) after he was the only freshman to finish the regular season with more than 3,000 passing yards and a 60 percent completion percentage.

In 2014, Beck helped BYU successfully navigate a season-ending injury to Hill in the season's fifth game as Hill and Christian Stewart combined to total 3,623 yards and 32 touchdowns on the year, including 25 TDs by Stewart. As a sophomore quarterback in 2013, Hill passed for 2,938 yards and 19 TDs while also rushing for 1,344 yards and 10 TDs under Beck's tutelage.

In 2012, Beck was hired as the offensive coordinator at Simon Fraser located in Burnaby, British Columbia, Canada. SFU is the first and only member of the NCAA located outside of the United States. Beck turned an offense that ranked last in the Great Northwest Athletic Conference in total offense, passing offense and scoring offense in 2011 into the league's No. 1-rated attack in all three categories during the program's first year as a full NCAA Division II member in 2012. The team nearly doubled its total touchdowns scored, going from 28 to 52, and more than tripled its passing TDs, jumping from nine to 28.

Under Beck's direction, the Clan offensive attack improved from 24 points per game to 34.3 points per contest to rank No. 36 overall in Div. II compared to a ranking of 109th the prior season. SFU also averaged 440.4 yards in total offense (No. 31 in Div. II) compared to 335.4 yards the prior year (which ranked 111th) and 306.3 passing yards (No. 14 in Div. II) compared to 147.4 yards through the air (which ranked 131st) in 2011.

Players also thrived individually as SFU quarterback Trey Wheeler ranked No. 14 in Div. II in passing yards per game at 297.1 yards per game while receiver Lemar Durant ranked No. 4 in receiving yards per game (119.8), No. 7 in receptions per game (8.27) and No. 18 in scoring (9.27 ppg). Durant received first-team all-conference, conference newcomer of the year, and All-America Second Team recognition with 82 catches for 1,227 yards and 16 TDs.

Beck served as quarterbacks coach at Weber State in Ogden, Utah, for three years from 2009-2011 under head coach Ron McBride. Under his tutelage, Wildcat quarterback Cameron Higgins set school records for most career passing yards (12,274), most career touchdowns passes (98), most career total touchdowns (105), most career pass completions (935) and career passing efficiency rating (144.5). Higgins completed his career as one of the most prolific players in Big Sky Conference history, ranking No. 1 in passing touchdowns, No. 2 in total touchdowns and No. 3 in total offense.

Prior to Weber State, Beck served the 2008 season as an offensive intern at LSU working with the quarterbacks under offensive coordinator Gary Crowton on Les Miles' staff. He also assisted with quarterbacks as an offensive intern on Mendenhall's staff at BYU in 2007 with Robert Anae as the offensive coordinator.

As a player at BYU, Beck served as the backup to All-American quarterback John Beck from 2004-2006, including a redshirt year due to an injury suffered his junior season. He totaled 553 passing yards and 28 rushing yards, including 305 yards on 20-of-28 passing in his lone start in a 38-0 victory over Utah State his senior season.

Beck transferred to BYU from College of the Canyons in Santa Clarita, Calif., where he led the COC Cougars to an 11-1 season and Western States Conference Northern Division title as a sophomore. A unanimous first-team All-Western States Conference pick, he led COC to a No. 1 ranking in California and No. 4 national JC ranking, throwing for 2,052 yards while completing 77.5 percent of his passes. He also added 430 rushing yards. Current UVA offensive line coach Garrett Tujague was the COC offensive line coach during Beck's year in Santa Clarita.

A Junior College Academic All-American, Beck spent his freshman season at Ventura College after prepping at Hueneme High School in his hometown of Oxnard, Calif. Before starting college, he served a two-year mission for The Church of Jesus Christ of Latter-day Saints in Denver, Colo., from 1999-2001.

Beck earned bachelor's and master's degrees in communications at BYU in 2006 and 2011. He is married to former BYU soccer standout Jaime Rendich, and they have a daughter, Peyton, and twin sons, Cameron and Jackson. Jaime was a four-year starter and All-American midfielder/forward during her BYU career from 2002-05.

THE BECK FILE



- Fifth season at Virginia
 - Played quarterback for Bronco Mendenhall at BYU
 - Helped mentor two record-setting quarterbacks at BYU and two more at Virginia
 - Has collegiate experience as an offensive coordinator
- @Coach_Beck7

PERSONAL

Hometown: Oxnard, Calif.

Family: Wife, Jaime; daughter, Peyton, twin sons, Cameron and Jackson

EDUCATION

High School: Hueneme HS, Oxnard, Calif., 1999

College: BYU, 2006

Graduate School: BYU, 2011, M.A.

PLAYING EXPERIENCE

- Ventura College (2002)
- College of the Canyons (2003)
- BYU (2004-06)

COACHING EXPERIENCE

- 2007 – BYU (offensive intern)
- 2008 – LSU (offensive intern)
- 2009-11 – Weber State (quarterbacks)
- 2012 – Simon Fraser (offensive coordinator)
- 2013-15 – BYU (quarterbacks)
- 2016-20 – Virginia (quarterbacks)

POSTSEASON EXPERIENCE

- Las Vegas Bowl (2005) - player
- Las Vegas Bowl (2006) - player
- Las Vegas Bowl (2007)
- Chick-fil-A Bowl (2008)
- FCS Playoffs First Round (2009)
- Fight Hunger Bowl (2013)
- Miami Beach Bowl (2014)
- Las Vegas Bowl (2015)
- Military Bowl (2017)
- Belk Bowl (2018)
- Orange Bowl (2019)

FORMER PROMINENT PLAYERS COACHED

- Taysom Hill (BYU)
- Tanner Mangum (BYU)
- Kurt Benkert (Virginia)
- Bryce Perkins (Virginia)
- Cameron Higgins (Weber State)

WIDE RECEIVERS

MARQUES HAGANS

Marques Hagans enters his eighth season at Virginia as a full-time assistant coach and his fifth on Bronco Mendenhall staff as the wide receivers coach. Hagans spent the 2011 and 2012 seasons at UVA as a graduate assistant, working with the offense.

The 2019 season was special one in Charlottesville as the Cavaliers won the Atlantic Coast Conference's Coastal Division for the first time and made their first appearance in the ACC Championship game. UVA appeared in its first New Year's Six bowl game, the Orange Bowl, and finished ranked No. 24 in the final College Football Playoff poll and No. 25 in the final USA Today coaches poll. It is UVA's first string of three-straight bowl appearances since UVA went to four bowl games between 2002 and 2005.

No ACC team had more than one receiver with 70+ receptions in 2019, while UVA had three in Joe Reed (77), Hasise Dubois (75) and Terrell Jana (74), finishing No. 2, No. 3 and No. 5 in the league in catches and all ranking in the top seven on UVA's single-season receptions ledger. Reed earned first-team All-ACC honors as an all-purpose player. Dubois (All-ACC) and Jana were two of four FBS receivers in 2019 with 100+ target, 70 percent catch rate and 10+ yards per target. Dubois was rated with the "Best Hands in the Nation" by Pro Football Focus after making 75 catches in 2019 with zero drops.

In 2018 Hagans mentored Olamide Zaccheaus, who finished his senior season No. 1 in the ACC and No. 5 in the nation with 93 receptions. After 12 catches, 100 receiving yards and three touchdowns, Zaccheaus was named MVP of the Belk Bowl after a 28-0 triumph over South Carolina. Zaccheaus concluded his career with 250 receptions, No. 1 all-time at UVA and No. 6 all-time in ACC history. Zaccheaus also became only UVA's third 1,000-yard receiver, finishing with 1,058 receiving yards, which was No. 3 in the ACC. Zaccheaus also finished his career No. 2 all-time at UVA with 2,753 career receiving yards.

Under Hagans' watchful eye in 2017, UVA saw its first receiving trio to amass at least 600 receiving yards in the same season as Zaccheaus (895), Andre Levrone (689) and Doni Dowling (647) accomplished the feat. Dowling (136), Levrone (127) and Zaccheaus (122) also became the first Cavalier trio to amass 100+ receiving yards in the same game when they did so against UConn in 2017. It was only the sixth time such a feat happened in the ACC since 2000. Also in 2017, Zaccheaus set the UVA single-season record for receptions in a season with 85, while his 895 yards in 2017 rank No. 5 all-time on UVA's single-season ledger. Dowling, Levrone and Zaccheaus all reached 1,000 career receiving yards in 2017, giving Hagans seven wide receivers he has coached at UVA that have reached the mark.

In 2016 three members of the wide-receiving corps combined for 150 catches for 1,686 receiving yards and 14 touchdowns. Zaccheaus led the wide-receiving group with 51 receptions and seven touchdowns. Doni Dowling led the team with 626 receiving yards on his 50 catches and four scores. Rounding out the group was senior Keon Johnson, who made 49 catches for 476 yards and three touchdowns.

Wide receiver Canaan Severin thrived under Hagans earning second-team All-ACC honors in 2015 after finishing the regular season ranked No. 3 in the ACC with 759 receiving yards. Severin's 759 receiving yards also ranks No. 15 all-time in the UVA record book for a season. Severin caught 54 passes and eight touchdowns. The 54 receptions tie him with Herman Moore (1990) for No. 11 all-time in the UVA annals for catches in a season. In 2015 Severin became the 20th player in program history with 100 receptions and finished his career No. 19 all-time with 102 catches, 96 of which came over the 2014 and 2015 seasons. Severin finished his career with 1,383 receiving yards, which ranks No. 15 all-time in the UVA record book.

Severin's rise began in 2014 under Hagans. As a junior Severin led UVA with 42 catches for 578 yards and five touchdowns after entering the season with six career receptions.

Hagans oversaw the emergence of Johnson in 2013, then a true freshman. Despite not playing the first four games of a potential redshirt season, Johnson completed one of the best true freshman seasons in recent UVA history, catching 20 passes for 282 yards and a score in the final eight games of the season.

Hagans was a four-year letterwinner at UVA from 2002-05 and currently is No. 7 all-time in passing at UVA with 4,877 passing yards. He finished his career at No. 5, but has since been passed by Jameel Seweel and Marc Verica, the two starting quarterbacks to follow him in Charlottesville. Hagans in No. 5 all-time at UVA in total offense with 5,779 yards and his 2005 season ranks No. 3 all-time with 2,802 total yards. Only his predecessor, Matt Schaub (2002 & 2003), and current quarterback Matt Johns (2015) had better seasons in the UVA annals in regards to total offense.

The St. Louis Rams selected Hagans in the fifth round (144 overall) of the 2006 NFL Draft. He spent three seasons with the Rams before being picked up by the Kansas City Chiefs for the 2009 campaign. Hagans finished the 2009 season with the Washington Redskins and was released in the summer of 2010 after injuring himself in off-season workouts.

Hagans is a native of Hampton, Va., and graduated from Hampton High School after spending two years at neighboring Bethel High School. As a junior at Hampton, Hagans led the Crabbers to the state championship in Group AAA, Division 5 of the Virginia High School League in 1998. Hampton advanced to the state semifinals in Hagans' senior season in 1999.

Hagans graduated with a degree in anthropology from UVA in 2005 and is currently finishing a graduate degree in professional studies.

Hagans resides in Charlottesville with his wife, the former Lauren Swierczek, a former Cavalier women's basketball player. The couple has two sons, Christopher Dex and Jackson Watford.

THE HAGANS FILE



- Eighth season at Virginia
- Eighth season as UVA's wide receivers coach after spending two seasons as a graduate assistant working with the offense
- Is No. 9 all-time at UVA with 4,877 career passing yards
- His 358 passing yards against Minnesota in the 2005 Music City Bowl are the most by a UVA player in a bowl game

@coachmhagans

PERSONAL

Hometown: Hampton, Va.

Family: Wife, Lauren; sons, Christopher Dex and Jackson Watford

EDUCATION

High School: Hampton HS, Hampton, Va., 2000

College: Virginia, 2005

PLAYING EXPERIENCE

- Virginia (2000-05)
- St. Louis Rams (2006-07)
- Kansas City Chiefs (2008)
- Indianapolis Colts (2008)
- Washington Redskins (2008-10)

COACHING EXPERIENCE

- 2011-12 – Virginia (graduate assistant)
- 2013-20 – Virginia (wide receivers)

POSTSEASON EXPERIENCE

- Continental Tire Bowl (2002)
- Continental Tire Bowl (2003)
- MPC Computers Bowl (2004)
- Gaylord Hotels Music City Bowl (2005)
- Chick-fil-A Bowl (2011)
- Military Bowl (2017)
- Belk Bowl (2018)
- Orange Bowl (2019)

FORMER PROMINENT PLAYERS COACHED

- Kris Burd (Virginia)
- Hasise Dubois (Virginia)
- Darius Jennings (Virginia)
- Keon Johnson (Virginia)
- Andre Levrone (Virginia)
- Joe Reed (Virginia)
- Canaan Severin (Virginia)
- Olamide Zaccheaus (Virginia)



INSIDE LINEBACKERS

SHANE HUNTER

Shane Hunter is in his fifth season at Virginia on Bronco Mendenhall's staff and is the inside linebackers coach.

The 2019 season was special one in Charlottesville as the Cavaliers won the Atlantic Coast Conference's Coastal Division for the first time and made their first appearance in the ACC Championship game. UVA appeared in its first New Year's Six bowl game, the Orange Bowl, and finished ranked No. 24 in the final College Football Playoff poll and No. 25 in the final USA Today coaches poll. It is UVA's first string of three-straight bowl appearances since UVA went to four bowl games between 2002 and 2005.

Despite losing multiple starters on the defensive side of the ball for the season, UVA broke the program record for sacks in a season in 2019. The Chris Long-led defense in 2007 set the standard with 43, and the 2019 edition concluded the year with 46, which ranked No. 6 in the nation. Inside linebacker Jordan Mack led all ACC linebackers with 7.5 sacks. In all, 27 of UVA's 46 sacks were recorded by linebackers, which included 13 by Hunter's inside linebacker. UVA also was No. 22 in the nation in tackles for loss, which included 22.5 from the inside linebackers.

Mack, the ACC's Jim Tatum Award winner as the league's scholar-athlete of the year, also became Hunter's second Campbell Trophy (Academic Heisman) finalist at UVA which includes 2017 winner Micah Kiser.

Hunter's inside linebacker group assisted with UVA finishing 2018 No. 12 in the nation in team passing efficiency defense (107.62), No. 16 in passing yards allowed (183.0), No. 20 in the nation in team defense (330.5) and No. 20 in scoring defense (20.1). UVA's 28-0 drubbing of South Carolina in the 2018 Belk Bowl was the first time an SEC team was shutout in a bowl by a non-SEC team since the 1975 Gator Bowl.

In 2017, Hunter oversaw a tremendous senior season for inside linebacker Kiser, who was named the Campbell Trophy winner and led the ACC in tackles for the third year in a row. Only Boston College's Luke Kuechly (2009-11) had previously accomplished the feat in league history. Kiser was also a three-time first-team All-ACC honoree and received multiple All-America honors over the past two seasons. Kiser's 145 tackles in 2017 rank No. 2 all-time on UVA's single-season ledger.


Hunter was a graduate assistant coach on Mendenhall's staff at BYU the last three seasons, where he worked with the defensive front seven and special teams. The former Cougar linebacker was the defensive line coach at Snow College during the 2011 and 2012 seasons and was also the special teams coordinator in his second season with the Badgers.

Hunter is a 2011 graduate of BYU where he earned his degree in exercise science. As a player, Hunter was a middle linebacker for the Cougars during the 2008, 2009 and 2010 seasons and he started all 13 games as senior. During the 2010 season, Hunter recorded 85 tackles, 3.5 tackles for loss, two interceptions, one forced fumble and one fumble recovery and earned honorable mention All-Mountain West Conference honors.

He was also named to the Academic All-Mountain West Conference team and was a member of the National Football Foundation Hampshire Honor Society. The Idaho Falls, Idaho native spent his freshman season at Snow College.

Hunter is married to Carrie Draper and the couple has three children.

THE HUNTER FILE



- Fifth season at Virginia
 - Played three seasons at linebacker for Bronco Mendenhall at BYU
 - Spent three seasons at BYU as a graduate assistant working with the defense
 - Has coached two Campbell Trophy finalists at UVA, including 2017 winner Micah Kiser
- @hotohunt09

PERSONAL

Hometown: Idaho Falls, Idaho
Family: Wife, Carrie; three children, Halle, Hudson and Maizy

EDUCATION

High School: Idaho Falls HS, Idaho Falls, Idaho, 2003
College: BYU, 2011

PLAYING EXPERIENCE

- Snow College (2007)
- BYU (2008-10)

COACHING EXPERIENCE

- 2011 – Snow College (defensive line)
- 2012 – Snow College (defensive line/spec. teams coord.)
- 2013-15 – BYU (defensive graduate assistant)
- 2016-20 – Virginia (inside linebackers)

POSTSEASON EXPERIENCE

- Las Vegas Bowl (2008) - player
- Las Vegas Bowl (2009) - player
- New Mexico Bowl (2010) - player
- Fight Hunger Bowl (2013)
- Miami Beach Bowl (2014)
- Las Vegas Bowl (2015)
- Military Bowl (2017)
- Belk Bowl (2018)
- Orange Bowl (2019)

FORMER PROMINENT PLAYERS COACHED

- Micah Kiser (Virginia)
- Jordan Mack (Virginia)

DEFENSIVE LINE

CLINT SINTIM

Clint Sintim is in his first season at Virginia on Bronco Mendenhall's staff and is the defensive line coach. Sintim returns to his alma mater for his second coaching stint in Charlottesville. He was an offensive graduate assistant in 2014.

Sintim returned to the Virginia after spending the previous three seasons as the linebackers/defensive ends coach for Danny Rocco at Delaware. In 2018 Sintim was elevated to co-special teams coordinator. Prior to that, he coached for Rocco at Richmond in the same capacity during the 2015 and 2016 seasons. Rocco is a former UVA assistant coach.

Sintim, a native of Woodbridge, Va., was a four-year letter-winner at Virginia and served as a team captain as a senior in 2008. He was a second-team All-ACC selection and received All-America honors from Phil Steele and Pro Football Weekly that season. He finished his UVA career with 245 tackles, including 29 sacks and 46 tackles for loss, while playing in 49 games. His sack total ranks as the second highest in UVA history, and his tackles for loss number is tied for the third most by a Cavalier.

In 2005, Sintim picked up freshman All-American honors by the Sporting News (third team) and was also named to that organization's ACC All-Freshman team. He received UVA's Bill Dudley award as the program's most outstanding first-year player. Sintim led the nation's linebackers in sacks as both a junior and senior, accumulating nine in each season.

After playing in the 2009 Senior Bowl, Sintim was a second-round NFL Draft selection by the New York Giants. He played in both the 2009 and 2010 seasons before a knee injury sidelined him for the 2011 and 2012 campaigns. He announced his retirement as a player in 2013. Sintim's NFL career included a Super Bowl (XLVI) championship (2011 season) when the Giants defeated the New England Patriots 21-17 in Indianapolis.

After his NFL playing career, Sintim spent the 2013 season with the West Alabama Tigers as the outside linebackers coach and assisted with the special teams as part of the NFL Players Association Coaching Internship Program. After one year at West Alabama, Sintim returned home and was a graduate assistant at Virginia in 2014, assisting wide receivers coach Marques Hagans.

Sintim left UVA in 2015 to join Rocco at Richmond. Prior to the 2016 season, Sintim took part in the NFL Minority Internship Program and worked with the Washington Redskins during their preseason camp.

In each of Sintim's two seasons at Richmond, the Spiders advanced to the NCAA playoffs. They reached the national semifinals in 2015 and the quarterfinals in 2016. Each of those UR teams finished with 10 wins.

At Delaware, Sintim helped the 2018 team return to the FCS Playoffs for the first time since the 2010 season. He also helped the Blue Hens land their best recruiting class in the program's history in 2020. It was Delaware's second consecutive top-10 FCS class, according to HERO Sports.

An all-state performer at Gar-Field High School, Sintim earned his degree in anthropology from Virginia in 2009. He resides in Charlottesville, with his wife Angie.

THE SINTIM FILE



- *First Season at Virginia*
- *No. 2 all-time at UVA with 29 career sacks*
- *Member of the Giants Super Bowl XLVI championship*
- *Spent 2014 as a graduate assistant at Virginia*
- *Spent four seasons in the NFL*
- @CoachSintim

PERSONAL

Hometown: Woodbridge, Va.
Family: Wife, Angie

EDUCATION

High School: Gar-Field HS, Woodbridge, Va., 2004
College: Virginia, 2009

PLAYING EXPERIENCE

- Virginia (2005-08)
- New York Giants (2009-12)

COACHING EXPERIENCE

- **2013** – West Alabama (OLBs/special teams)
- **2014** – Virginia (offensive graduate assistant)
- **2015-16** – Richmond (outside linebackers)
- **2017** – Delaware (outside linebackers)
- **2018-19** – Delaware (co-special teams coordinator/OLBs)
- **2020** – Virginia (defensive line)

POSTSEASON EXPERIENCE

- Music City Bowl (2005) - *player*
- Gator Bowl (2008) - *player*
- Super Bowl XLVI (2012) - *player*
- FCS Playoffs Semifinals (2015)
- FCS Playoffs Quarterfinals (2016)
- FCS Playoffs First Round (2018)

FORMER PROMINENT PLAYERS COACHED

- Troy Reeder (Delaware)
- Darius Jennings (Virginia)



OFFENSIVE LINE

GARETT TUJAGUE

Garett Tujague is in his fifth season at Virginia on Bronco Mendenhall's staff and is the offensive line coach.

The 2019 season was special one in Charlottesville as the Cavaliers won the Atlantic Coast Conference's Coastal Division for the first time and made their first appearance in the ACC Championship game. UVA appeared in its first New Year's Six bowl game, the Orange Bowl, and finished ranked No. 24 in the final College Football Playoff poll and No. 25 in the final USA Today coaches poll. It is UVA's first string of three-straight bowl appearances since UVA went to four bowl games between 2002 and 2005.

Tujague's (TOO-jay) offense line blocked for an offense that broke five team records in 2019, which includes most first downs (296), first downs passing (180), completions (337), passing yards (3,748) and points scored (449). UVA also tied the 1990 team for most touchdowns (56), while the UVA offense in 2019 averaged 33.2 points per game, which is No. 2 all-time to Virginia's 1990 team. UVA amassed over 5,000 yards of total offense in both 2018 and 2019, which marks only the second time in program history UVA has done that in back-to-back seasons. Prior to Mendenhall and Tujague's arrival, UVA only surpassed 5,000 yards of total offense four times.

Heading Tujague's offensive line was All-ACC center, Olusegun Oluwatimi, who set the pass protection and had a 97 percent target success rate in five-on-five/six protections, while allowing zero sacks and zero quarterback hits in 2019 on Bryce Perkins. Blocking for Perkins in 2019, Tujague's line saw the senior quarterback collect the top two spots in the Cavalier record book for single-season and single-game total offense. Perkins' program record for single-season total offense (4,307) in 2019 ranked No. 6 nationally and No. 1 in the ACC. A second-team All-ACC honoree, Perkins also set the single-season passing record at UVA with 3,538 passing yards in 2019, which ranked No. 16 in the nation and No. 3 in the ACC. Perkins was a special quarterback for the Cavaliers as he and Oklahoma's Jalen Hurts were the only players in the nation in 2019 with 3,000+ passing yards and 700+ rushing yards.

Tujague's offensive line in 2018 assisted in helping block for an offense that scored 370 points in 2018, the fifth-most points scored ever by a Cavalier football team. At the time Perkins shattered UVA's single-season record for total offense (3,603), which ranked No. 3 in the ACC and No. 21 in the nation. Perkins and 2018 Heisman Trophy winner Kyler Murray (Oklahoma) were the only two players in the nation with 2,600+ passing yards and 900+ rushing yards. Olamide Zaccheaus finished his senior season No. 1 in the ACC and No. 5 in the nation with 93 receptions. Zaccheaus concluded his career with 250 receptions, No. 1 all-time at UVA and No. 6 all-time in ACC history. Zaccheaus (1,058 receiving) and Jordan Ellis (1,026 rushing) gave UVA a 1,000-yard receiver and 1,000-yard rusher in the same season for just the second time in program history (1990).

In 2017 Tujague coached an offensive line that blocked for quarterback Kurt Benkert's record-breaking season. The UVA senior quarterback became the first player in program history to throw for over 3,000 yards in a season. Benkert finished the season with 3,207 passing yards and a single-season program record 298 completions. Benkert's 25 passing touchdowns in 2017 rank No. 2 all-time at UVA for a season. Anae's offense also created the first UVA receiving trio to each amass at least 600 receiving yards in the same season as Zaccheaus (895), Andre Levrone (689) and Doni Dowling (647) accomplished the feat.

In 2016, Tujague oversaw a line headed by Rimington Trophy watch list member Jackson Matteo and four-year starter Eric Smith. Tujague's line helped make UVA running back Taquan Mizzell become the first player in ACC history with at least 1,500 career rushing and 1,500 career receiving yards. Benkert set a couple passing marks in front of Tujague's line, including a program record for passing yards in a game with 421 against Central Michigan, which he bested in 2017 against UConn (455). Benkert also became the fastest quarterback in a season to reach 1,000 and 2,000 yards of passing, doing so in four and eight games, respectively. Benkert accomplished that feat in 2016 and 2017.

Tujague was Mendenhall's offensive line coach at BYU from 2013-15 after serving 15 years at the College of the Canyons in Santa Clarita, Calif., from 1997-2012, the last six as head coach. Under his direction, the COC Cougars earned a 43-25 record and received five bowl invitations in his six seasons. Under Tujague's guidance, BYU center Tejan Koroma earned freshman All-America honors in 2014 after helping BYU rank No. 14 in the nation in scoring.

While at College of the Canyons, Tujague coached and developed three conference players of the year, an all-state player of the year, eight all-state athletes and five JC All-Americans at COC. His teams earned three postseason wins and he was named the Southern California Football Association National Conference Coach of the Year in 2008 following a 12-1 season. He was also honored as the Western States Conference Co-Coach of the Year in 2007 after a 9-3 record.

Prior to his promotion to head coach in 2007, Tujague served nine years as assistant head coach and offensive line coach at COC under Chuck Lyon, helping build the program upon its reinstatement in 1998 after 17 years without football. Before College of the Canyons, he coached at Chabot College from 1993-95 and the University of Redlands from 1996-97. While at Redlands, the Bulldogs won two Southern California Intercollegiate Athletic Conference Championships.

As a player, Tujague was a left guard at BYU under LaVell Edwards from 1989-1991 after two years at Chabot College, where he earned All-America honors as an offensive lineman. After redshirting at BYU in 1989, he contributed to the Cougars' second-straight 10-3 season and top-25 final ranking in 1990. Statistically, the offense ranked No. 2 in the nation at 565.8 yards per game while also rating No. 2 in scoring, putting up 42.5 points per contest.

As a senior in 1991, Tujague earned starting duties protecting Heisman Trophy winner and consensus All-American quarterback Ty Detmer. The Cougar offensive front helped BYU rank No. 5 in total offense at 479.5 yards per outing and No. 11 nationally in scoring at 35 points per game. The Cougars won the conference championship all three seasons Tujague was in Provo.

Tujague received a bachelor's degree in recreation management from BYU in 1992 and a master's degree in educational counseling from the University of Redlands in 1997. A native of Pleasanton, Calif., Tujague and his wife, Cami, are the parents of three children.

THE TUJAGUE FILE



• Fifth season at Virginia

• Last name is pronounced: TOO-jay

• Was a starting offensive lineman at BYU during Ty Detmer's Heisman Trophy season in 1990

• Owns six years of head coaching experience at the College of the Canyons

@Coach2J

PERSONAL

Hometown: Pleasanton, Calif.

Family: Wife, Cami; three children, Savannah, Summer and Carson

EDUCATION

High School: Amador Valley HS, Pleasanton, Calif., 1987

College: BYU, 1992

Graduate School: University of Redlands, 1997, M.A.

PLAYING EXPERIENCE

- Chabot College (1987-88)
- BYU (1989-91)

COACHING EXPERIENCE

- **1993-95** – Chabot College (assistant coach)
- **1996-97** – University of Redlands (assistant coach)
- **1998-2006** – College of the Canyons (offensive line)
- **2007-12** – College of the Canyons (head coach)
- **2013-15** – BYU (offensive line)
- **2016-20** – Virginia (offensive line)

POSTSEASON EXPERIENCE

- Holiday Bowl (1989) - player
- Holiday Bowl (1990) - player
- Holiday Bowl (1991) - player
- Graffiti Bowl (1995)
- McDonald's Community College Bowl (1998)
- Southern California Bowl (1999)
- Western State Conference Bowl (2000)
- Western State Conference Bowl (2001)
- Southern California Bowl (2002)
- Western State Conference Bowl (2003)
- Western State Conference Bowl (2004)
- Western State Conference Bowl (2005)
- Western State Conference Bowl (2007)
- Western State Conference Bowl (2008)
- Golden Empire Bowl (2010)
- Southern California Bowl (2012)
- Fight Hunger Bowl (2013)
- Miami Beach Bowl (2014)
- Las Vegas Bowl (2015)
- Military Bowl (2017)
- Belk Bowl (2018)
- Orange Bowl (2019)

FORMER PROMINENT PLAYERS COACHED

- Tejan Koroma (BYU)
- De' Ondre Wesley (BYU)
- Karim Barton (College of the Canyons)
- Caylin Hauptmann (College of the Canyons)
- Mychal Rivera (College of the Canyons)
- Jason Pierre-Paul (College of the Canyons)
- Marcus Applefield (Virginia)
- Eric Smith (Virginia)

SHAWN GRISWOLD

DIRECTOR OF FOOTBALL DEVELOPMENT AND PERFORMANCE

Shawn Griswold is in his third year at UVA after joining the Virginia staff in January of 2018 as the director of football development and performance.

A native of Santa Rosa, Calif., Griswold came to Virginia after working at Arizona State from 2012-2017 as the Sun Devils' head coach for sports performance. He spent the 2011 season at Pittsburgh as the Panthers' director of strength and conditioning. Prior to that he was the director of strength and conditioning at Tulsa from 2008 to 2010.

During that 10-year period, he worked for former head coach Todd Graham at each of those schools. His training and conditioning programs were considered an integral part of Graham's fast-paced style of play. Griswold was a part of teams that went to eight bowl games during a 10-year stretch, including four that won 10-or-more games during their respective seasons.

Arizona State appeared in five bowl games while Griswold worked for the Sun Devils. The Sun Devils won the Pac-12 South Division in 2013 and the 2014 squad finished ranked 12th in the final Associated Press Poll.

In his only season at Pitt, Griswold saw the Panthers earn a berth to the BBVA Compass Bowl (Birmingham, Ala.).

Griswold had two stints at Tulsa (2004-06 and 2008-10) as director of strength and conditioning. During that time the Golden Hurricane earned four bowl berths and captured the 2005 Conference USA championship. In addition to working with the football team, he also had oversight of the entire strength and conditioning program for Tulsa athletics. He spent the 2007 season at Louisville as an assistant strength and conditioning coach for the Cardinals.

Prior to Tulsa, Griswold worked for five years as head strength and conditioning coordinator at his alma mater, Utah State. He oversaw the athletic development for 16 varsity sports and was directly responsible for designing the strength and conditioning programs for football, basketball and volleyball.

A former defensive line standout at Piner High School in Santa Rosa, Calif., Griswold played at Utah State where he earned four letters from 1992 to 1995. As a tight end in 1995, he caught 23 passes for 272 yards and four scores. Griswold's career began as a graduate assistant coach for the Aggies before he was promoted to assistant strength and conditioning coordinator.

Griswold earned both his bachelor's and master's degrees from Utah State. He received a bachelor's degree in exercise science in 1996 and a master of science degree in 1998.



MATT EDWARDS

DIRECTOR OF SPORTS ANALYTICS

Matt Edwards is in his fourth season on Bronco Mendenhall's staff and first as the director of analytics. His first three seasons at UVA Edwards was a football analyst.

Edwards came to Virginia after a two-year stint as an assistant coach at Southern Virginia. He was the recruiting coordinator, coaching the offensive line in 2015 and the wide receivers in 2016.

Edwards started his collegiate coaching career as a graduate assistant at BYU under Mendenhall in 2013 and 2014, working with the offense.

Edwards graduated from Brigham Young in 2011 with a B.S. in mathematics and earned a masters in public administration in 2013. He was a tight end on the BYU football team, lettering in 2010 and 2011.

Edwards is married to the former MaryBeth Small and they have two sons, Luke and Shea. Edwards is the grandson of the late Hall of Fame BYU football coach LaVell Edwards.



DREW MEYER

FOOTBALL ANALYST FOR SPECIAL TEAMS

Drew Meyer is in his fourth season on Bronco Mendenhall's staff and first as a football analyst for special teams. Meyer spent the 2017, 2018 and 2019 seasons as a graduate assistant at Virginia, working with the defense and special teams.

Meyer is a former All-Big Ten punter from Wisconsin, earning four letters for the Badgers. Punting for Wisconsin from 2012-15, Meyer left Madison with more punts (256) than anyone in program history. He left Wisconsin third on the team's career punting yardage list (10,125 yards) and eighth all-time in punt average (39.8 yards per punt). Meyer is also tied for the program record for games played with 54.

Meyer, a native of Hartland, Wis., is a 2016 graduate of Wisconsin with a degree in agricultural business management. He played high school football at Arrowhead High School. In 2016 Meyer started his coaching career at his alma mater, Arrowhead High School, working with special teams.



C.J. STALKER

FOOTBALL ANALYST FOR DEFENSE

C.J. Stalker is in his second season on Bronco Mendenhall's staff and first as a football analyst. He spent his first season on staff in 2019 as a defensive graduate assistant.

Stalker is a three-year letterwinner at Virginia who appeared in 20 career games for the Cavaliers. He made a career-high three tackles in the 2017 Military Bowl.

Stalker collected 13 career tackles with a season-best eight in 2017. He spent all of the 2018 season on headset assisting by calling defensive plays in.

Stalker, a native of West Chester, Ohio, is a 2018 graduate of Virginia with a degree in foreign affairs. Stalker also earned a masters degree in higher education in 2019. He played high school football for Lakota West High School.





KIRK GARNER

GRADUATE ASSISTANT

Kirk Garner is in his third season as a graduate assistant coach at Virginia. He works with the defensive backs.

Garner is a four-year letterwinner at Virginia who appeared in 32 career games for the Cavaliers. He missed UVA's last 12 games of 2017 after suffering a season-ending injury. Garner moved into a student-coach roll for the rest of UVA's 2017 season, which ended in an appearance in the Military Bowl.

Garner collected 22 career tackles and one tackle for loss. A career limited by injuries, Garner had his most productive season in 2016 when he made 15 tackles and one tackle for loss as a primary defensive reserve (1 start) and special teams mainstay.

Garner, a native of Baltimore, Md., is a 2017 graduate of Virginia with a degree in anthropology. He received a master degree in higher education from Virginia in 2018.



CHARLES MACK

GRADUATE ASSISTANT

Charles Mack joined Bronco Mendenhall's staff as a graduate assistant in January 2020. He will work primarily with the offense. Mack moves to the coaching staff after spending the 2019 season as a regional scout.

Mack came to Virginia after spending 2018 at Georgia as an event management assistant. Before Georgia Mack was an assistant director of facilities and event management/gameday operations at Richmond, his alma mater.

Mack was a four-year letterwinner at Richmond as a defensive back. He played in 50 career games and posted a career-high 70 tackles in 2016 as a senior.

Mack is a 2017 graduate from Richmond with a degree in leadership studies and sociology. He is currently pursuing a master's degree from UVA in social and philosophical foundations of education.



JOE SPAZIANI

GRADUATE ASSISTANT

Joe Spaziani joined Bronco Mendenhall's staff as a graduate assistant in January 2020. He will work primarily with the offense.

Spaziani returns to his alma mater after spending the 2019 season as a long snapper in the CFL with the Toronto Argonauts. The Hingham, Mass., native appeared in 30 career games for the Cavaliers as a long snapper. He made three career tackles on punt coverages and forced one fumble. He appeared in the the Military Bowl and the Belk Bowl for the Cavaliers.

Spaziani graduated from UVA in 2018 with a degree in foreign affairs, followed by a master's degree in higher education from the Curry School in 2019. He currently resides in Charlottesville.



DONTE WILKINS

GRADUATE ASSISTANT

Donte Wilkins joined Bronco Mendenhall's staff as a graduate assistant in January 2020. He will work primarily with the defense. Wilkins moves to the coaching staff after spending the 2019 as a recruiting scout.

Wilkins returned to UVA in 2019 after spending the 2018 season as an assistant football performance coach at UCLA. Wilkins was a four-year letterwinner for the Cavaliers and started all 12 games on Mendenhall's first Virginia team in 2016. Wilkins played in 45 career games and made 89 tackles and 7.5 tackles for loss.

Wilkins is a 2017 graduate from Virginia with a degree in anthropology.



OLASUNKONMI (OH-LA-SU-CON-ME) AGUNLOYE (A-GUN-LOW-YAY)



Defensive Line • 6-6 • 240 • Freshman
Lindenhurst, N.Y. • Lindenhurst HS

HIGH SCHOOL AND PERSONAL

Played defensive end and offensive tackle at Lindenhurst High School for head coach Richard Biancanello ... helped lead Lindenhurst to a perfect 12-0 record and a Long Island championship ... earned first-team all-division and first-team all-county honors ... named second-team All-Long Island and third-team all-state ... a three-star recruit by ESPN.com Rivals.com and 247sports.com.

JOSH AHERN (AA-HERN)



Inside Linebacker • 6-3 • 225 • RS-Freshman
Burke, Va. • Lake Braddock HS

AT VIRGINIA

2019 - Appeared in three of UVA's 14 games ... made collegiate debut against Duke ... recorded two tackles against the Blue Devils ... saw time on special teams and on defense ... one of 17 UVA true freshmen to appear in 2019 ... retained redshirt under new NCAA rules.

HIGH SCHOOL AND PERSONAL

Played linebacker and tight end at Lake Braddock High School for head coach Mike Dougherty ... was a first-team all-region linebacker in 2018 as a senior after finishing with 183 tackles ... also earned first-team All-Northern Virginia honors and second-team All-Met ... 2017 first-team all-conference, all-region and all-area honoree ... helped lead Lake Braddock to the conference championship in 2017 and a third-place finish in the region after tallying 182 tackles ... son of Michel and Pete Ahern ... a three-star recruit by ESPN.com, Rivals.com and 247sports.com.

AHERN DEFENSIVELY

Year	G/GS	S	A	Tot.	TFL	QBS	FR	FC	PBU	Int	BIK
2019	3/0	0	2	2	0-0	0-0	0	0	0	0	0

KARIEM (KAREEM) AL SOUFI (AL-SUE-FEE)



Offensive Guard • 6-3 • 335 • RS-Freshman
Paderborn, Germany • Friedrich-Spee Gesamtschule

AT VIRGINIA

2019 - Did not appear in any games.

HIGH SCHOOL AND PERSONAL

Played offensive line with the Paderborn Dolphins for head coach Marc Droste, an American football team in Paderborn, Germany ... attended Friedrich-Spee Gesamtschule in Paderborn ... started playing football in 2011 ... previously played basketball and soccer growing up ... son of Sabrin and Samer Al Soufi ... father played professional basketball in Syria ... brother, Atef Al Soufi was a professional soccer player in Paderborn and Bielefeld ... has a twin sister, Lara ... has a younger sister, Luna ... a three-star recruit by ESPN.com and 247sports.com ... a two-star recruit by Rivals.com.

MANDY ALONSO



Defensive End • 6-2 • 280 • Senior
Miami, Fla. • Gulliver Prep

MANDY ALONSO'S CAREER HIGHS

Tackles: 4 three times, last vs. Virginia Tech, Nov. 29, 2019

Tackles For Loss: 2.0 at North Carolina, Nov. 2, 2019

Sacks: 1.0 three times, last vs. Virginia Tech, Nov. 29, 2019

AT VIRGINIA

2019 - Appeared in all 14 of UVA's games with nine starts ... broke up one pass against Pitt and helped the defense limit the Panthers to 78 rushing yards ... made one stop against Florida State ... made three stops against Old Dominion ... made two stops and one sack at Miami ... made one tackle, broke up a pass and recovered a fumble against Duke ... made one stop at Louisville ... made one stop against Georgia Tech ... made 1.0 tackle for loss against Liberty ... recorded four tackles against Virginia Tech and his sack in the fourth quarter forced a fumble that Eli Hanback recovered in the end zone for a touchdown to clinch the victory ... also recovered a fumble against the Hokies ... recorded three tackles and 0.5 a tackle for a loss in the ACC Championship game against Clemson ... made two tackles and 1.0 tackle for loss in the Orange Bowl against Florida. **2018** - Appeared in the first nine of UVA's games with five starts ... suffered a season-ending injury against Pitt ... in the season opener against Richmond he picked up his first career solo sack, which went for a loss of nine yards ... made first start of the season against Louisville and made three tackles ... made three tackles at NC State ... made two tackles and 0.5 tackles for loss against No. 16 Miami ... made two tackles and 0.5 tackles for loss at Duke ... made three tackles against North Carolina ... made four tackles and 0.5 tackles for loss against Pitt. **2017** - Appeared in 11 of UVA's 13 games with four starts ... one of 17 UVA true freshmen to play ... made collegiate debut against William & Mary on defense ... made first collegiate start against Georgia Tech and made three tackles ... made second collegiate start at Miami and



made three tackles, including sharing a sack, the first of his career ... also started against Virginia Tech and made five stops ... made two stops against Navy in the Military Bowl.

HIGH SCHOOL AND PERSONAL

Played defensive tackle, offensive line and long snapper at Gulliver Prep for head coach Earl Sims ... first-team All-Dade County ... collected 52 tackles, nine sacks and caused eight fumbles as a senior in 2016 ... recorded 24 tackles for loss ... son of Armando and Yamily Alonso ... parents are from Cuba ... high school coach, Earl Sims, was a three-year letterwinner for Virginia (1998, 2000-01) at linebacker ... a three-star recruit by ESPN.com, 247Sports.com and Scout.com ... a two-star recruit by Rivals.com.

ALONSO DEFENSIVELY

Year	G/GS	S	A	Tot.	TFL	QBS	FR	FC	PBU	Int	BIK
2017	11/4	6	8	14	0.5-1	0.5-1	0	0	0	0	0
2018	9/5	3	18	21	2.5-15	1.5-14	0	0	0	0	0
2019	14/9	10	13	23	6.5-24	2.0-15	2	1	2	0	0
Career	34/18	19	39	58	9.5-40	4.0-30	2	1	2	0	0

D'ANGELO AMOS (AYE-MUSS)



Defensive Back • 6-1 • 185 • Senior
Richmond, Va. • Meadowbrook HS/JMU

PREVIOUS SCHOOL

A 2019 graduate from James Madison, where he appeared in 44 career games for the Dukes ... leaves JMU No. 2 all-time with 1,259 career punt return yards ... returned five punts for touchdowns, including three in 2018 ... an AFCA first-team All-American in 2019, as well as a first-team All-CAA safety and punt returner ... made 57 tackles, two interceptions, broke up five passes and blocked three kicks in 2019 ... returned 33 punts for 426 yards and one touchdown ... made 135 career tackles, 6.5 tackles for loss, 2.0 sacks, two interceptions, 11 pass breakups, four blocked kicks, three fumble recoveries and one forced fumble.

HIGH SCHOOL AND PERSONAL

Played one season at West Point Prep, retaining all years of eligibility ... played safety at Meadowbrook High School for head coach Troy Taylor ... made four interceptions during 2015 season ... All-Central Region utility player as a senior... earned three varsity letters ... tri-sport athlete who also ran track and played basketball ... all-state in 4x100 relay and All-Region long jumper ... captained Meadowbrook's basketball team ... distinguished honor roll all four years ... National Honor Society member ... Richmond's Student-Athlete of the Year ... earned math and health academic cords and recipient of the Marine Athlete Award ... son of Rena Amos ... has four brothers and five sisters, including his twin sister, D'Asia ... brother, DaShaun, was a defensive back for East Carolina (2012-16) ... earned a degree in sport and recreation management.

AMOS DEFENSIVELY

Year	G/GS	S	A	Tot.	TFL	QBS	FR	FC	PBU	Int	BIK
2017*	15/0	9	5	14	0-0	0-0	0	0	0	0	1
2018*	13/13	32	32	64	1.5-4	0.5-3	2	0	6	0	0
2019*	16/15	36	21	57	5-13	1.5-7	1	1	5	2	3
Career	44/28	77	58	135	6.5	2.0-10	3	1	11	2	4

* - denotes season played at JMU

AMOS PUNT RETURNS

Year	G	No.	Yds	Avg.	LP	TD
2017*	15	18	284	15.8	49	1
2018*	13	25	549	22.0	89	3
2019*	16	33	426	12.9	85	1
Career	44	76	1259	16.6	89	5

* - denotes season played at JMU

IRAKEN ARMSTEAD



Quarterback • 6-3 • 200 • Freshman
South Bend, Ind. • Adams HS

HIGH SCHOOL AND PERSONAL

A January 2020 enrollee ... played quarterback and safety for Adams High School for head coach Antwon Jones ... back-to-back first-team All-NIC honoree ... senior year he threw for 1,078 yards and seven touchdowns, while rushing for 610 yards and nine scores ... as a junior earned first-team All-NIC honors after throwing for 2,202 yards and 12 touchdowns, while also rushing for 1,104 yards and 17 more scores ... a three-star recruit by ESPN.com and 247sports.com ... a two-star recruit by Rivals.com.

BRENNAN ARMSTRONG



Quarterback • 6-2 • 220 • Sophomore
Shelby, Ohio • Shelby HS

BRENNAN ARMSTRONG'S CAREER HIGHS

Rushing Yards: 50 vs. Louisville, Sept. 22, 2018
Passing Yards: 103 vs. William & Mary, Sept. 6, 2019
Passing Touchdowns: 1 two times, last 1 vs. Liberty, Nov. 23, 2019
Long Rush: 34 vs. Louisville, Sept. 22, 2018
Long Pass: 56 at Georgia Tech, Nov. 17, 2018
Long Pass TD: 56 at Georgia Tech, Nov. 17, 2018

AT VIRGINIA

2019 - Appeared in seven of UVA's 14 games ... missed the Florida State, Old Dominion, Notre Dame and Miami games with an injury ... against Pitt he appeared on punt coverage ... he was 9-of-10 passing for 103 yards against William & Mary ... rushed three times for 13 yards against the Tribe ... completed his only pass at North Carolina on a fake field goal ... his five-yard pass to Tanner Cowley recorded a first down in the first quarter that led to a touchdown ... was 3-of-4 passing for 73 yards and one touchdown in win over Liberty.**2018** - Appeared in four of UVA's 13 games ... one of 13 UVA true freshmen to see action in 2018 ... one of eight true freshmen to make collegiate debut in the season opener against Richmond ... seeing all his action in the fourth quarter, he rushed three times for 11 yards against the Spiders, while going 1-of-2 for six yards in college debut ... in limited action against Louisville in the ACC opener, he ran for 50 yards, including a 34-yard sprint in the second quarter ... led the UVA offense for one drive at Georgia Tech after Bryce Perkins went down with an injury ... was 1-of-2 passing and connected on his first career passing touchdown to Joe Reed for 56 yards ... also rushed twice for 13 yards against the Yellow Jackets

... appeared on one offensive play against South Carolina in the Belk Bowl, lateraling the ball to Bryce Perkins on a pass play ... retained redshirt under new NCAA rules.

HIGH SCHOOL AND PERSONAL

Was a January enrollee and took part in 2018 spring practice ... played quarterback at Shelby High School for head coach Erik Will ... four-year starter ... led Shelby to a 13-1 record and an appearance in the Division IV state semifinals ... in 11 games he completed 100-of-165 passes for 1,933 yards and 30 touchdowns ... rushed for 1,105 yards and 22 touchdowns ... named first-team Division IV OPSWA All-State ... co-Richland Source Offensive Player of the Year ... in 2016 he threw for 2,321 yards and 19 touchdowns and rushed for 1,065 yards and 18 touchdowns ... accounted for nine touchdowns in a game as a freshman, losing 83-82 to Tiffin Columbian, helping tie an Ohio High School Athletic Association record for combined points scored in a game ... completed 21-of-36 passes for 358 yards and five touchdowns in that game ... also rushed for 191 yards and four touchdowns in the record-tying game ... rated a four-star recruit by ESPN.com ... rated a three-star recruit by Rivals.com, 247Sports.com and Scout.com.

ARMSTRONG'S PASSING STATS

Year	G/GS	Comp.	Att.	Int.	Pct.	Yds	TD	LG	YPG
2018	4/0	2	5	0	.400	62	1	56	20.7
2019	7/0	15	20	2	.750	196	1	44	28.0
Career	11/0	17	25	2	.680	258	2	56	23.5

ARMSTRONG'S RUSHING

Year	G/GS	No.	Yds.	Avg.	LP	TD	YPG
2018	4/0	9	74	8.2	34	0	18.5
2019	7/0	7	19	2.7	11	0	2.7
Career	11/0	16	93	5.8	11	0	8.5

ADEEB (UH-DEEB)
ATARIWA (UH-TAR-EE-WAH)



Defensive Line • 6-3 • 275 • Senior
Sterling, Va. • Dominion HS/JMU

PREVIOUS SCHOOL

A 2019 graduate from James Madison, where he appeared in 39 career games for the Dukes with 23 career starts. The defensive lineman made 52 tackles, 13.0 tackles for loss, 1.5 sacks, one fumble recovery, one forced fumble, a pass breakup and one blocked kick in 2019. Atariwa recorded 87 career tackles, 16.5 tackles for loss and 3.0 sacks while working primarily in the middle of the line.

HIGH SCHOOL AND PERSONAL

Played defensive and offensive line at Dominion High School for head coach Karl Buckwalter ... VHSL 4A second-team All-State defensive lineman as a junior and senior ... 4A West first-team all-region as a junior and senior ... Conference 21 Defensive Player of the Year as a senior ... first-team All-Conference 21 as a junior and senior ... Viva Loudoun All-Loudoun Team as a senior ... helped Titans to 2014 4A playoffs ... dual-sport athlete who also wrestled, winning the 2015 4A state championship at the 285 pound weight class ... was high school teammates with UVA offensive lineman Tommy Christ ... son of Rabiou and Christine Atariwa ... has a brother, Yazeed, and a sister, Brook ... brother, Yazeed, played on the offensive line at Toledo (2014-18) ... earned a degree in economics.

ATARIWA DEFENSIVELY

Year	G/GS	S	A	Tot.	TFL	QBS	FR	FC	PBU	Int	BIK
2017*	12/0	2	2	4	0-0	0-0	0	0	0	0	0
2018*	11/8	8	23	31	3.5-13	1.5-10	0	0	0	0	0
2019*	16/15	21	31	52	13-34	1.5-10	1	1	1	0	1
Career	39/23	31	56	87	16.5-47	3.0-20	1	1	1	0	1

* - denotes season played at JMU

JAYLON BAKER



Cornerback • 6-2 • 170 • Sophomore
Chattanooga, Tenn. • Baylor School

AT VIRGINIA

2019 - Appeared in six of UVA's 14 games ... made collegiate debut at Miami ... made first collegiate start at North Carolina ... made one tackle in win over the Tar Heels. **2018** - Did not appear in any games ... redshirted season.

HIGH SCHOOL AND PERSONAL

Speedy dual-threat prep player at cornerback and wide receiver ... played for coach Phillip Massey at Baylor School ... team posted a 4-8 record in 2017 and reached the quarterfinals of the Tennessee Secondary School Athletic Association Division II Class AAA playoffs ... Baylor went 8-5 in 2016 and reached semifinals of state playoffs ... named to Division II-AA East/Middle all-region team ... had 33.5 tackles in nine games in 2017 ... picked off four passes in final prep season ... had seven touchdown catches as a senior ... averaged 24.1 yards per catch on 20 receptions in 2017 ... returned one interception and one fumble for scores in 2017 ... also plays basketball and competes on track & field team at Baylor High School ... competes in high jump, long jump and triple jump ... qualified for state championships in high jump in 2016 ... son of Stephanie and Tim Baker ... rated a three-star recruit by 247Sports.com and Rivals.com.

BAKER DEFENSIVELY

Year	G/GS	S	A	Tot.	TFL	QBS	FR	FC	PBU	Int	BIK
2019	6/1	1	0	1	0-0	0-0	0	0	0	0	0

CHRIS BARFIELD



Running Back • 5-10 • 205 • Freshman
Richmond, Va. • L.C. Bird HS

HIGH SCHOOL AND PERSONAL

Played running back and defensive back at L.C. Bird High School for head coach Troy Taylor ... three-year letterwinner ... team captain, Great American Rivalry Scholar-Athlete Award recipient ... Great American Rivalry Scholar-Athlete All-American ... 2018 Touchdown Cub of Richmond Wells Fargo Man of the Year ... also competed in track & field and was a 4x4 state qualifier as a freshman ... member of the FIRST robotics challenge team ... while at L.C. Bird he was a member of the Spanish Club, National Honor Society, National Technical Honor Society, Key Club, Engineering Club, Student Leadership Board and Senior Class President ... represented L.C.



Bird at diversity day at the University of Richmond ... volunteered at the YMCA ... member of the L.C. Bird Success Program and created the SAFE program, which is designed to help student-athletes with academic struggles through upperclassmen mentoring ... son of Lena and Chris Barfield Sr. ... has an older sister, Breonna ... sister has autism and he hosted a Student v. Faculty basketball game at L.C. Bird to raise money (\$1,000) for the Richmond Autism Integration Network ... attended the same high school as former UVA All-American and current Minnesota Viking, Anthony Harris.

NATHANIEL BEAL III



Wide Receiver • 6-4 • 210 • RS-Freshman
Houston, Texas • Strake Jesuit College

AT VIRGINIA

2019 - Did not appear in any of UVA's 14 games ... suffered a season-ending injury in preseason camp.

HIGH SCHOOL AND PERSONAL

Played wide receiver at Strake Jesuit College Prep for head coach Klay Kubiak ... was a 2018 unanimous first-team all-district honoree after making 31 receptions for 691 yards and eight touchdowns as a senior ... averaged 22.3 yards per reception as a senior in 2018 ... in nine games in 2017 he made 25 catches for 590 yards and three touchdowns ... averaged 23.6 yards per reception as a junior ... a three-star recruit by ESPN.com, Rivals.com and 247sports.com.

JOE BISSINGER



Offensive Guard • 6-4 • 305 • Sophomore
Houston, Texas • Memorial HS

AT VIRGINIA

2019 - Appeared in 11 of UVA's 14 games ... has seen time at right and left guard, in addition to special teams ... has helped block for quarterback Bryce Perkins, one of two quarterbacks in the nation with 3,000+ passing yards and 700+ rushing yards.
2018 - Did not appear in any games ... redshirted season.

HIGH SCHOOL AND PERSONAL

Played offensive tackle at Memorial High School for head coach Gary Koch ... was a three-time first-team all-district selection for the 6A school ... named 2017 second-team All-Greater Houston ... elected to the city-wide all-star team in 2017 by the *Houston Chronicle* ... recipient of the 2017 H.M. Landrum Award, which is awarded to the best offensive lineman in Spring Branch ISD ... team went 3-6 his senior season with two games canceled due to Hurricane Harvey and 2-8 as a junior ... team qualified for district playoffs in 2015 ... named to Houston Chronicle's Top-100 High School Football Recruits list ... was first player from Spring Branch Independent School District to commit to a Division I program for his class ... named to the Houston Touchdown Club 2017 UIL All-Preseason team ... academic all-state honorable mention ... team captain as a senior ... on Dave Campbell's Texas Top 300 Super Team ... Vype Houston Top 100 ... squat record holder

(600 pounds) at Memorial High School ... 1,000 pound Club Record Holder (1,535) at Memorial High School ... member of the National Honor Society ... son of Dave and Meg Bissinger ... has three brothers, Mike, Luke and Ben ... great grandfather, Lysoo Coco, played football at Spring Hill College in Alabama ... enjoys weight lifting and fishing ... community activities include Memorial Young Life and St. Cecilia Catholic Church "LifeTeen" ... is rated a three-star recruit by ESPN.com, 247Sports.com and a two-star recruit by Rivals.com.

JOEY BLOUNT



Free Safety • 6-2 • 210 • Senior
Atlanta, Ga. • Landmark Christian

JOEY BLOUNT'S CAREER HIGHS

Tackles: 13 at Indiana, Sept. 8, 2018

Passes Broken Up: 1, six times, last vs. Florida, Dec. 30, 2019

Interceptions: 1, five times, last vs. Georgia Tech, Nov. 9, 2019

Long INT Return: 37 vs. Georgia Tech, Nov. 9, 2019

Tackles for Loss: 2.0 at Pitt, Aug. 31, 2019

Sacks: 2.0 at Pitt Aug. 31, 2019

HONORS

2019 - All-ACC (third) ... VaSID all-state (first) ... preseason Athlon Sports All-ACC (second). **2018** - Pro-Football Focus All-ACC (2nd) ... Athlon Sports All-ACC (third). ... VaSID all-state (second).

2017 - VaSID all-state (second).

AT VIRGINIA

2019 - Appeared in all 14 of UVA's games with 11 starts ... in UVA's opener at Pitt he made seven tackles, his first two career sacks and intercepted a pass ... on back-to-back plays in the fourth quarter he made a sack and intercepted a pass to help solidify UVA's season-opening win ... recorded seven tackles against William & Mary ... made five tackles against Florida State ... made six stops in the win over Old Dominion ... led UVA with 10 tackles at No. 10 Notre Dame ... also recovered a fumble, made 1.0 tackle for loss and broke up a pass against the Irish ... led UVA with eight tackles and 0.5 sack at Miami ... named ACC Defensive Back of the Week after making 10 tackles and intercepted a pass with a 20-yard return against Duke ... made five tackles and 1.0 sack at Louisville ... made three tackles in win at North Carolina ... notched six tackles and one interception in win over Georgia Tech ... returned his interception against the Yellow Jackets for 37 yards, setting up a UVA touchdown ... notched four tackles and 1.0 tackle for loss ... shared team lead with eight tackles in Commonwealth Cup win over Virginia Tech ... led UVA with 11 tackles and 1.0 tackle for loss in the ACC Championship game against Clemson ... made five tackles and broke up one pass in the Orange Bowl against Florida. **2018** - Appeared in 11 of UVA's 13 games with five starts ... missed the Liberty and Georgia Tech games with an injury ... appeared in the season opener against Richmond and recorded first career interception and made one tackle, which was for a loss of three yards ... notched a career-high 13 tackles, including 12 solo stops at Indiana ... also made 1.0 tackle for loss and broke up one pass against the Hoosiers ... started the Ohio game in Nashville and finished with five tackles and 0.5 tackles for loss against the Bobcats ... made four tackles against Louisville in the ACC opener ... made nine tackles and 1.0 tackles for loss at NC State ... made two tackles, broke up a pass and recorded one interception against No. 16 Miami ... he returned the interception 31 yards to help set up UVA's first points of the game ... made four tackles

at Duke ... made five tackles against North Carolina ... led UVA with 11 tackles against Pitt ... also added 0.5 tackles for loss against the Panthers ... made seven tackles and forced a fumble at Virginia Tech ... made four tackles, 1.0 tackles for loss, broke up a pass and forced a fumble against South Carolina in the Belk Bowl. **2017** - Appeared in all 13 of UVA's games with one start ... led UVA with 15 tackles on special teams, 10 of which came on kickoff coverage ... one of 17 UVA true freshmen to play ... has seen most of his time on special teams ... made collegiate debut against William & Mary on punt coverage ... recorded first career tackle against Indiana ... made another stop against UConn ... made two stops at Boise State ... made one stop at North Carolina ... notched a career-high 10 tackles against Boston College, seeing most of the second half on defense ... made his first collegiate start at Pitt, filling in at cornerback for the injured Juan Thornhill ... made two stops at Pitt and broke up a pass ... made three tackles on special teams against Georgia Tech ... made two special teams tackles at Louisville ... made five tackles at No. 2 Miami ... made six tackles against Navy in the Military Bowl ... added 0.5 tackles for loss against the Midshipmen.

HIGH SCHOOL AND PERSONAL

Played safety and quarterback at Landmark Christian School for head coach Wayne Brantley ... GHSA first-team all-region on defense and first-team all-state Single A on defense ... Fulton County first-team all-county (all classifications) on defense ... Georgia Sports Writers Association second-team all-state Class A on defense ... first-team All-Metro ... was 77-of-138 passing for 972 yards and seven touchdowns in 2016 ... rushed 75 times for 438 yards and nine touchdowns as a senior ... made 70 tackles with five tackles for a loss and five interceptions ... scored two defensive touchdowns in 2016 ... in 2015, made 30 receptions for 509 yards and seven touchdowns ... returned 11 kick returns for 167 yards and one score ... also carried nine times as a junior for 55 yards ... snatched four interceptions in 2015 and returned one for a touchdown ... captain on the football and soccer teams ... also plays basketball and soccer at Landmark Christian ... High Honors student and a member of the National Honor Society and the Beta Club ... dad, Tony, was a safety for Virginia from 1976-79 and owns the 11th-longest interception return (63) in program history ... rated a three-star recruit by 247Sports.com ... rated a two-star recruit by ESPN.com and Rivals.com.

BLOUNT DEFENSIVELY

Year	G/GS	S	A	Tot.	TFL	QBS	FR	FC	PBU	Int	BIK
2017	13/1	14	20	34	0.5-1	0-0	0	0	1	0	0
2018	11/5	39	26	65	5.0-13	0-0	0	2	3	2	0
2019	14/11	60	35	95	6.5-28	3.5-17	1	0	3	3	0
Career	38/17	113	81	194	12-42	3.5-17	1	2	7	5	0

SAM BOND

Defensive End • 6-3 • 255 • Freshman
Fredon, N.J. • Blair Academy

HIGH SCHOOL AND PERSONAL

Played defensive and offensive line at Blair Academy for head coach Jim Saylor ... senior year earned second-team All-MAPL and second-team prep all-state ... attended same high school as Virginia men's basketball player Jabri Abdur-Rahim ... son of Christine and Christopher Bond ... has two brothers, Nicholas and Joshua ... enjoys playing basketball and fishing.

SAM BRADY

Linebacker • 6-3 • 200 • Freshman
Lincolnton, N.C. • North Lincoln HS

HIGH SCHOOL AND PERSONAL

Played safety and wide receiver at North Lincoln High School for head coach Nick Bazzle ... as a senior he rushed for 507 yards and seven touchdowns, while also catching nine passes for 265 yards and three more scores ... on defense he made 87 tackles and 6.0 tackles for loss as a senior ... he also returned nine kick-offs for 182 yards and one punt for 56 yards ... he caused three fumbles and recovered another, as well as blocked two punts and two field goals ... earned all-conference honors after helping North Lincoln to a conference record and school-record 12 wins ... his RBI double in the top of the seventh helped solidify North Lincoln's first state title in baseball in 2019, as the Knights finished 26-6 on the season ... a three-star recruit by ESPN.com Rivals.com and 247sports.com.

DARRIUS BRATTON

Cornerback • 6-1 • 190 • Junior
Roanoke, Va. • Fleming HS/Fork

DARRIUS BRATTON'S CAREER HIGHS

Tackles: 4, two times, last vs. North Carolina, Oct. 27, 2018
Tackles for Loss: 0.5 vs. North Carolina, Oct. 27, 2018
Pass Breakups: 2 vs. Richmond, Sept. 1, 2018

AT VIRGINIA

2019 - Suffered a season-ending injury in preseason camp. **2018** - Appeared in all 13 of UVA's games with five starts ... made first collegiate start against Richmond in the season opener ... broke up two passes against the Spiders ... recorded four tackles and broke up one pass at Indiana ... made two tackles and broke up on pass against Ohio in Nashville ... made one tackle and broke up a pass against Louisville in the season opener ... made one tackle and broke up one pass at NC State ... made three tackles against No. 16 Miami ... made one tackle and broke up a pass at Duke ... made four tackles and 0.5 tackles for loss against North Carolina. **2017** - Appeared in 10 of UVA's 13 games ... made his collegiate debut at Boise State ... made first career tackle against Boston College ... one of 17 UVA true freshmen to play.

HIGH SCHOOL AND PERSONAL

Played wide receiver and cornerback at William Fleming High School for head coach Bobby Martin ... spent 2016 as a prep year playing for John Shuman at Fork Union Military Academy ... helped Fork Union to an 8-2 postgraduate season in 2016 ... made three interceptions at Fork Union and returned one for an interception ... appeared in only three games as senior at William Fleming in 2015 after suffering a season-ending injury three games into the season ... caught eight passes for 118 yards and a touchdown, while also returning an interception for a touchdown in 2015 ... son of James and LaRhonda Bratton ... has one brother, Marcus and one sister, Jerika ... brother, Macrus, was a four-year letter-



winner in football at Virginia-Wise and now plays professionally in Austria ... rated a three-star recruit by ESPN.com ... rated a two-star recruit by 247Sports.com.

BRATTON DEFENSIVELY

Year	G/GS	S	A	Tot.	TFL	QBS	FR	FC	PBU	Int	BIK
2017	10/0	0	1	1	0-0	0-0	0	0	0	0	0
2018	13/5	13	3	16	0.5-1	0-0	0	0	7	0	0
Career	23/5	13	4	17	0.5-1	0-0	0	0	7	0	0

JOWON BRIGGS



Defensive Tackle • 6-1 • 295 • Sophomore
Cincinnati, Ohio • Walnut Hills HS

JOWON BRIGGS' CAREER HIGHS

Tackles: 6 vs. William & Mary, Sept. 6, 2019

Tackles for Loss: 1.5 vs. William & Mary, Sept. 6, 2019

Sacks: 1.0 at North Carolina, Nov. 2, 2019

HONORS

2019 - ESPN.com midseason freshman All-American ... FWA pre-season freshman All-American ... 247Sports.com preseason freshman All-American.

AT VIRGINIA

2019 - Appeared in 13 of UVA's 14 games with seven starts ... made collegiate debut at Pitt in the season opener ... became only the fifth UVA freshman defensive lineman (true or redshirt) since 1986 to start a season opener ... part of UVA's run-stop game, helping limit Pitt to only 78 rushing yards on 30 carries (2.6 ypr) ... made six tackles and 1.5 tackles for loss against William & Mary ... made two tackles in UVA's win over Florida State ... made a stop at No. 10 Notre Dame ... made two tackles and shared a tackle for loss at Miami ... made four tackles at Louisville ... notched first career sack on the game's first play at North Carolina ... finished the game against the Tar Heels with four tackles.

HIGH SCHOOL AND PERSONAL

Played defensive tackle at Walnut Hills High School for head coach Gerry Beauchamp... selected to play in the 2019 Under Armour All-America Game at Camping World Stadium ... a first-team all-state honoree after making 54 tackles and six sacks ... named the ECC's Defensive Player of the Year ... earned first-team SWO District ... as a junior he made 47 tackles, three sacks and was named first-team All-ECC and second-team All-SWO District ... also was a thrower on the track & field team ... squats over 700 pounds ... an ESPN Top 300 recruit ... rated a four-star recruit by ESPN.com, 247Sports.com and Rivals.com ... rated the No. 60 overall recruit in the nation and No. 3 defensive tackle by Rivals.com ... rated the No. 68 overall recruit in the nation and No. 7 defensive tackle by 247Sports.com ... rated the No. 82 overall recruit in the nation and No. 11 defensive tackle by ESPN.com ... son of Dalila and Jowon Briggs ... plays 10 instruments.

BRIGGS DEFENSIVELY

Year	G/GS	S	A	Tot.	TFL	QBS	FR	FC	PBU	Int	BIK
2019	13/7	5	14	19	3.0-18	1.0-12	0	0	0	0	0

ELLIOTT BROWN



Outside Linebacker • 6-5 • 210 • Senior
Odenton, Md. • Flowers HS/Taft School

ELLIOTT BROWN'S CAREER HIGHS

Tackles: 5 vs. Duke, Oct. 19, 2019

Sacks: 1.0 vs. Pitt, Nov. 2, 2018

Tackles for Loss: 1.0 vs. Pitt, Nov. 2, 2018

Blocked Punts: 1.0 at Pittsburgh, Oct. 28, 2017

AT VIRGINIA

2019 - Appeared in seven of UVA's 14 games ... made two stops and 0.5 tackles for loss against William & Mary ... made six tackles against Duke. **2018** - Appeared in all 13 of UVA's games ... in the season opener against Richmond he recorded one tackle and one QB hurry ... made one tackle against No. 16 Miami ... made one tackle and intercepted his first career pass against Liberty. **2017** - Appeared in 10 of UVA's 13 games ... one of 17 UVA true freshmen to play ... made collegiate debut on defense against UConn ... shared a half sack with Charles Snowden at Boise State ... it was his first career sack tackle ... shared a tackle for loss at North Carolina with Charles Snowden ... partially blocked a punt at Pitt, which ended up only going 30 yards ... recovered Charles Snowden's blocked punt at No. 2 Miami, which set up a UVA touchdown.

HIGH SCHOOL AND PERSONAL

Played wide receiver at Flowers High School for head coach Kato June ... played wide receiver and linebacker at the Taft School during a postgraduate year in 2016 for head coach Tyler Whitley ... caught 53 passes for 504 yards and five touchdowns for Taft in 2016 ... collected two sacks on defense at Taft ... caught 12 passes for 87 yards and touchdown at Flowers in 2015 ... played basketball, football and ran track at Flowers and Taft ... made all-county in all three sports ... named All-Erickson and All-Founders league at Taft ... a three-star recruit by ESPN.com ... a two-star recruit by Scout.com and 247Sports.com.

BROWN DEFENSIVELY

Year	G/GS	S	A	Tot.	TFL	QBS	FR	FC	PBU	Int	BIK
2017	10/0	0	2	2	1.0-1	0.5-0	0	0	0	0	1
2018	13/0	2	3	5	1.0-3	1.0-3	0	0	1	1-2	0
2019	8/0	1	7	8	0.5-5	0.5-5	0	0	0	0	0
Career	31/0	3	12	15	2.5-9	2.0-8	0	0	1	1-2	1

DRE BRYANT



Outside Linebacker • 6-3 • 230 • Senior
Charlottesville, Va. • Charlottesville HS

AT VIRGINIA

2019 - Did not appear in any games. **2018** - Did not appear in any games. **2017** - Did not appear in any games. **2016** - Did not appear in any games.

HIGH SCHOOL AND PERSONAL

Played wide receiver and outside linebacker for head coach Eric

Sherry at Charlottesville High School ... was a four-year letterwinner and a three-year starter ... named Charlottesville High School's Student-Athlete of the Year ... MVP of the football team and named second-team All-Jefferson District Defensive All-Purpose ... was a first-team all-conference selection at linebacker ... earned the United States Army Reserve Scholar Athlete Award and the United States Marine Corps Distinguished Athlete Award ... earned the 100 Black Men of Central Virginia Outstanding Academic Achievement Award ... also played basketball as a power forward and was a sprinter, thrower and jumper in track & field ... placed fifth in district in the long jump and third in the high jump ... has done volunteer work as a camp counselor for First Baptist Church and has volunteered at the Habitat for Humanity Store ... is the son of Donald and DeTeasa Gathers ... has an older sister, Samantha Moore, and an older brother Jamaal Williams ... cites former UVA men's basketball player Anthony Gill as one of his biggest role models ... enjoys vibing to J Cole songs, video games and photography.

RICHARD BURNLEY



Defensive End • 6-4 • 275 • Senior
Chesapeake, Va. • Hickory HS

RICHARD BURNLEY'S CAREER HIGHS

Receptions: 1 three times, last at Pittsburgh, Oct. 28, 2017
Receiving Yards: 6 at North Carolina, Oct. 14, 2017
Long Reception: 6 at North Carolina, Oct. 14, 2017
Receiving TD: 1 two times, last at Pittsburgh, Oct. 28, 2017
Long Receiving TD: 3 at Duke, Oct. 1, 2016
Tackles: 4 two times, last vs. Old Dominion, Sept. 21, 2019
Tackles for Loss: 1.0 two times, last at Miami, Oct. 11, 2019
Sacks: 1.0 vs. Old Dominion, Sept. 21, 2019

HONORS

2019 - CoSIDA Academic All-District 3.

AT VIRGINIA

2019 - Appeared in all 14 of UVA's games with six starts ... started the season opener at Pitt and made two tackles and broke up a pass ... made two tackles, including 0.5 tackles for loss in the win over Florida State ... made four tackles and one sack in the win over Old Dominion ... made one stop and one quarterback hurry at No. 10 Notre Dame ... made two tackles and 1.0 tackles for loss at Miami ... notched two tackles against Duke ... made one tackle at Louisville ... made two tackles in win at North Carolina ... made one stop in win over Georgia Tech ... notched three stops in the ACC Championship game against Clemson ... made one tackle in the Orange Bowl against Florida. **2018** - Started the first three games of the season ... after missing the Louisville game, it was announced he would miss the remainder of the season for medical reasons ... made first career start on defense against Richmond in the season opener ... recorded two tackles and 1.0 tackle for loss against the Spiders ... notched four tackles at Indiana. **2017** - Appeared in all 13 of UVA's games with three starts ... made all three starts at tight end ... moved to defensive end for the Military Bowl ... made his first collegiate start against Indiana ... caught second career pass at North Carolina for six yards ... caught his second career touchdown pass on a two-yard pass at Pitt. **2016** - Appeared in eight of UVA's 10 games ... injury suffered against then-No. 5 Louisville knocked him out for the rest of the season ... also saw time as the long snapper on punts ... scored two points against Central Michigan on a two-point conversion rush ... tallied

his first career touchdown and reception on the same play at Duke in the ACC opener on a three-yard catch. **2015** - Appeared in three of UVA's 12 games ... made collegiate debut at Pitt on special teams ... missed the Georgia Tech, Miami, Louisville, Duke and Virginia Tech games with an injury ... received a medical hardship.

HIGH SCHOOL AND PERSONAL

Played tight end and defensive end at Hickory High School for head coach Jupiter Wilson ... rated a three-star recruit according to ESPN.com, Rivals.com and 247Sports.com ... a two-star recruit by Scout.com ... All-Conference 10 first-team honoree at tight end in 2013 and 2014 ... played in the 757 All-Star football game on the East team ... also can long snap ... all-region honoree ... named team MVP ... also was a thrower in track and a forward on the basketball team ... son of Richard and Laureen Burney ... has two older sisters, Shauntee Parker and Richelle Dandridge ... father Richard was a tight end and linebacker at Wisconsin from 1977-80 ... played AAU basketball from 2011-14 ... volunteer at the Jim O'Sullivan Football Camp ... majoring in American studies.

BURNLEY RECEIVING

Year	G/GS	No.	Yds.	Avg.	LP	TD	YPG
2015	3/0	0	0	0	0	0	0
2016	8/0	1	3	3.0	3	1	0.4
2017	13/3	2	8	4.0	6	1	0.7
Career	24/3	3	11	3.7	6	2	0.5

BURNLEY DEFENSIVELY

Year	G/GS	S	A	Tot.	TFL	QBS	FR	FC	PBU	Int	BIK
2015	3/0	0	0	0	0	0	0	0	0	0	0
2016	8/0	1	0	1	0	0	0	0	0	0	0
2017	13/1	0	1	1	0.5-1	0	0	0	0	0	0
2018	3/3	6	2	8	2.0-6	0	0	1	0	0	0
2019	14/6	7	14	21	2.5-12	1.0-8	0	0	1	0	0
Career	41/9	14	17	31	5.0-19	1.0-8	0	1	1	0	0

DANNY CARACCIOLO



Long Snapper • 5-11 • 225 • Senior
Centreville, Va. • Paul VI/Bryant

PREVIOUS SCHOOL

A 2020 graduate of Bryant University with a degree in finance ... spent the last two seasons as a long snapper at FCS Bryant University where he did not appear in a game ... named to the NEC Academic Honor Roll in 2018 ... also was on the men's lacrosse team for two seasons, but didn't appear in any games ... spent first two seasons at James Madison where he redshirted during the Dukes' 2016 FCS National Championship season, while being named to the CAA Football Academic All-Conference team ... was a 2016 JMU Athletic Director's Scholar-Athlete ... played in all 15 games for the Dukes in 2017, serving as the team's long snapper for punts ... did not have one bad snap all season and no punts were blocked ... also had six total tackles (four solo) on punt team ... JMU Athletic Director's Scholar-Athlete (Fall 2017) ... CAA Football Commissioner's Academic Honor Roll.

HIGH SCHOOL AND PERSONAL

Played long snapper and linebacker at Paul VI for head coach Michael Grandizio and Gordon Leib ... VISAA second-team all-state as a junior and senior ... Tri-sport athlete who also played baseball and lacrosse ... recipient of the Peter T. Menke Scholar-Athlete Award ... National Honor Society member ... honor roll student ... son of



Susan and Damian Caracciolo ... has one brother, Luke, who is a goalie on the Bryant men's lacrosse team ... spent the 2019 and shortened 2020 (COVID-19 pandemic) Bryant men's lacrosse seasons as teammates with brother Luke.

JAHMEER CARTER



Defensive Line • 6-2 • 300 • Freshman
Severn, Md. • Archbishop Spalding

HIGH SCHOOL AND PERSONAL

Played defensive tackle at Archbishop Spalding for head coach Kyle Schmitt ... three-time first-team all-county honoree for Archbishop Spalding ... two-time All-MIAA honoree ... made 22 tackles and 4.0 sacks at nose tackle in 2019 ... made 30 tackles as junior ... won the 2019 Al Laramore Trophy as the No. 1 lineman in Anne Arundel County ... a three-star recruit by ESPN.com Rivals.com and 247sports.com.

CHAYCE CHALMERS



Defensive Back • 6-2 • 210 • RS-Freshman
Gainesville, Va. • Stonewall Jackson HS

AT VIRGINIA

2019 - Did not appear in any games.

HIGH SCHOOL AND PERSONAL

A January enrollee who took part in 2019 spring practice ... played safety and wide receiver at Stonewall Jackson High School for head coach Carroll Walker ... named first-team all-region as an all-purpose defender ... named first-team All-Cedar Run District as an all-purpose defender ... as a senior in 2018 he posted 60 tackles and four interceptions, returning one for a touchdown ... also recorded 1.5 sacks and blocked a punt ... recorded six receptions for 140 yards and a touchdown ... as a junior in 2017 posted 77 tackles, one interception, one sack and one blocked punt ... named first-team all-district as a junior and second-team all-conference defense as a sophomore ... also runs indoor and outdoor track ... as a junior he qualified for the state indoor tournament in the 300m and outdoor in the 100m and 200m ... a three-star recruit by ESPN.com, Rivals.com and 247sports.com ... son of Jakia and Marvin Chalmers Jr. ... father, Marvin, played wide receiver at Utah and Wake Forest ... grandfather, Marvin Chalmers Sr. played shortstop at North Carolina A&T.

MARK CHICHESTER



Cornerback • 6-0 • 180 • Sophomore
Washington, D.C. • Sidwell Friends

AT VIRGINIA

2019 - Did not appear in any games. **2018** - Did not appear in any games.

HIGH SCHOOL AND PERSONAL

Played cornerback and running back at Sidwell Friends School for head coach John Simon ... set career school records in interceptions (15) and total yards (5,581) ... a three-time USA Today all-state selection at defensive back ... a three-time DCSAA all-state selection at running back and defensive back ... two-time unanimous selection All-Mid-Atlantic Conference selection at defensive back ... as a senior amassed 1,398 total yards, 10 touchdowns and picked off two passes ... also made 68 tackles ... son of Colette and Mark Chichester ... has a brother, Jamar, and a sister, Megan ... brother, Jamar, was a defensive back and wide receiver, while also running track at Kenyon College in Gambier, Ohio.

TOMMY CHRIST



Defensive End • 6-5 • 280 • Junior
Sterling, Va. • Dominion HS

TOMMY CHRIST'S CAREER HIGHS

Tackles: 3 at Georgia Tech, Nov. 17, 2018

Sacks: 1.0 at Georgia Tech, Nov. 17, 2018

Tackles for Loss: 1.0 at Georgia Tech, Nov. 17, 2018

AT VIRGINIA

2019 - Made the move during the season from the defensive side of the ball to the offensive line ... appeared in two of UVA's 14 games ... played in the William & Mary and Duke games. **2018** - Appeared in eight of UVA's 13 games with three starts ... made collegiate debut against Richmond ... made one tackle against the Spiders ... made first collegiate start against Liberty and recorded two tackles ... made three tackles and his first career sack at Georgia Tech ... made two tackles at Virginia Tech ... made two tackles and broke up a pass against South Carolina in the Belk Bowl. **2017** - Did not appear in any games.

HIGH SCHOOL AND PERSONAL

Played defensive and offensive line at Dominion High School for head coach Karl Buckwalter ... earned first-team VHSL Group 4A all-state honors on the offensive and defensive line ... USA Today Virginia first-team on the offensive line ... 2016 Conference 21-B Defensive Player of the Year ... first-team Washington, D.C., All-Met on the offensive line ... All-Loudon County Defensive Player of the Year ... on defense, made 79 tackles and posted 13 sacks in 2016 ... forced four fumbles, recovered three fumbles and broke up nine passes ... also collected one interception in 2016 ... son of Mike and Lori Christ ... father, Mike, played football at the Naval Academy ... has three brothers, Mike, Matt and Jimmy ... has two sisters, Jackie and Katie ... older brother, Mike, is a defensive lineman at Monmouth ... older brother, Matt, is an offensive lineman at Virginia

Tech ... uncle, Tim Christ, was an offensive lineman at Rutgers and signed as an undrafted free agent with the Philadelphia Eagles ... rated a three-star recruit by ESPN.com, Rivals.com, 247Sports.com and Scout.com.

CHRIST DEFENSIVELY

Year	G/GS	S	A	Tot.	TFL	QBS	FR	FC	PBU	Int	BIK
2018	8/3	2	8	10	1.0-7	1.0-7	0	0	2	0	0
2019	2/0	0	0	0	0-0	0-0	0	0	0	0	0
Career	10/3	2	8	10	1.0-7	1.0-7	0	0	2	0	0

ANTONIO CLARY



Defensive Back • 6-0 • 190 • Sophomore
Jacksonville, Fla. • Sandalwood HS

ANTONIO CLARY'S CAREER HIGHS

Tackles: 5 vs. Duke, Oct. 19, 2019

AT VIRGINIA

2019 - Appeared in five games before suffering a season-ending injury at Louisville ... made collegiate debut against Old Dominion ... made four tackles against Duke.

HIGH SCHOOL AND PERSONAL

A January enrollee that took part in 2019 spring practice ... played safety and wide receiver at Sandalwood High School for head coach Adam Geis ... finished 2018 with 53 tackles, six tackles for loss, three sacks and three interceptions ... earned first-team All-Cedar Run District honors as a utility player in 2017 ... all-conference honoree as a sophomore ... also runs track at Sandalwood ... a three-star recruit by ESPN.com, Rivals.com and 247sports.com.

CLARY DEFENSIVELY

Year	G/GS	S	A	Tot.	TFL	QBS	FR	FC	PBU	Int	BIK
2019	5/0	2	2	4	0-0	0-0	0	0	0	0	0

JOSH CLIFFORD



Wide Receiver • 6-1 • 190 • Sophomore
Salem, Va. • Glenvar HS

AT VIRGINIA

2019 - Did not appear in any games. **2018** - Did not appear in any games.

HIGH SCHOOL AND PERSONAL

Played wide receiver and defensive back at Glenvar High School for head coach Kevin Clifford ... member of a 2A state championship squad at Glenvar in 2014 and was part of Glenvar's winningest class, finishing with 47 victories over his four seasons ... member of three (2015-17) Three Rivers District championships ... first-team All-Three Rivers at wide receiver and defensive back ... first-team all-state at defensive back ... second-team all-west region at wide receiver ... first-team all-west region at defensive back ... first-team All-Timesland defensive back ... finished senior season with 51 catches for 710 yards and seven touchdowns ... collected 10 interceptions on defense and broke up 10 passes ... the 10

interceptions is a Glenvar school record ... Governors Early College Scholar ... son of Deidre and Kevin Clifford ... has two older brothers, Kyle and Zack ... father, Kevin, played football at Slippery Rock (1987-89) ... brother, Zack, currently plays football at Ferrum College.

DE'VANTE CROSS



Free Safety • 6-2 • 210 • Senior
Allentown, Pa. • Parkland HS

DE'VANTE CROSS' CAREER HIGHS

Tackles: 9 vs. Florida State, Sept. 14, 2019
Passes Broken Up: 2 vs. Duke, Oct. 19, 2019
Interceptions: 2 vs. Liberty, Nov. 23, 2019
Long INT Return: 52 vs. Liberty, Nov. 23, 2019
Tackles for Loss: 2.0 vs. Clemson, Dec. 7, 2019
Sacks: 1.0 vs. Clemson, Dec. 7, 2019

HONORS

2019 - VaSID all-state (second).

AT VIRGINIA

2019 - Started all 14 of UVA's games ... at Pitt he made three tackles, while breaking up one pass ... recorded five tackles and 1.0 tackles for a loss against William & Mary ... made nine tackles in the win over Florida State, including assisting Bryce Hall on the game's final play by stopping the Seminoles' Cam Akers at the four-yard line as time expired ... made one stop in the win over Old Dominion ... made five tackles at No. 10 Notre Dame ... made five tackles and 1.0 tackles for loss at Miami ... made one tackle and broke up two passes against Duke ... made five stops and broke up one pass at Louisville ... made two stops at North Carolina ... made seven stops against Georgia Tech ... named ACC Defensive Back of the Week after picking off two passes and breaking up another against Liberty ... his first interception against the Flames snapped Buckshot Calvert's FBS-leading pass streak with out an interception (295) ... made seven stops in the Commonwealth Cup victory over Virginia Tech ... made four tackles, 2.0 tackles for loss and 1.0 sack in the ACC Championship game against Clemson ... made six tackles and broke up one pass in the Orange Bowl against Florida. **2018** - Appeared in all 13 of UVA's games with one start ... caught one pass for 20 yards against Louisville in the ACC opener ... playing safety at Duke he made two tackles ... made two tackles during his time on defense against North Carolina ... made one tackle on defense against Pitt ... made his first collegiate start at free safety against Liberty and made a career-high eight tackles ... also intercepted his first career pass against the Flames. **2017** - Appeared in all 13 of UVA's games ... made collegiate debut against William & Mary ... has seen time at wide receiver and on special teams ... made first collegiate catch against UConn for eight yards ... saw time in the wildcat at Boise State and rushed three times for 14 yards, his first career rushing attempts ... rushed once at North Carolina ... rushed once for 13 yards and made one tackle on defense against Boston College ... made one tackle on defense at Pitt. **2016** - Did not appear in any games.

HIGH SCHOOL AND PERSONAL

Played quarterback at Parkland High School for head coach Jim Morgans ... rated a three-star recruit according to ESPN.com, 247sports.com and Scout.com ... rated a two-star recruit according to Rivals.com ... led Parkland to four straight district championships, three as the starting quarterback ... Pennsylvania 2015



Player of the Year ... named the 2015 lehighvalleylive Football Player of the Year ... finished the 2015 season throwing for 2,947 yards on 201-of-345 passing and 26 touchdowns ... the dual-threat quarterback also carried the ball 216 times for 1,385 rushing yards and 19 rushing touchdowns ... born in Raleigh, N.C.

CROSS RUSHING

Year	G/GS	No.	Yds.	Avg.	LP	TD	YPG
2017	13/0	5	27	5.4	13	0	2.1

CROSS RECEIVING

Year	G/GS	No.	Yds.	Avg.	LP	TD	YPG
2017	13/0	1	8	8.0	8	0	0.6
2018	13/0	1	20	20.0	20	0	1.7
Career	26	2	28	14.0	20	0	1.1

CROSS DEFENSIVELY

Year	G/GS	S	A	Tot.	TFL	QBS	FR	FC	PBU	Int	BIK
2017	13/0	2	1	3	0-0	0-0	0	0	0	0	0
2018	13/1	6	7	13	0-0	0-0	0	0	0	1	0
2019	14/14	36	24	60	4.0-19	1.0-8	0	0	6	2	0
Career	40/15	44	32	76	4.0-19	1.0-8	0	0	6	2	0

FENTRELL CYPRESS II

Defensive Back • 5-11 • 170 • RS-Freshman
Rock Hill, S.C. • Northwestern HS



AT VIRGINIA

2019 - Appeared in two of UVA's 14 games ... made collegiate debut against Old Dominion ... one of 17 UVA true freshmen to see time in 2019 ... retained redshirt under new NCAA rules.

HIGH SCHOOL AND PERSONAL

Played cornerback and wide receiver at Northwestern High School for head coach James Martin ... made 31 tackles and recorded two interceptions as a senior ... also broke up 24 passes as a senior ... played in the 2018 Shrine Bowl of the Carolinas senior all-star game ... made 48 tackles and four interceptions as a junior ... also broke up 35 passes as a junior ... also ran track and won the 2018 Region 4-AAAAA championship in the 100 meters ... a three-star recruit by ESPN.com, Rivals.com and 247sports.com.

LAVEL DAVIS JR.

Wide Receiver • 6-7 • 205 • Freshman
Dorchester, S.C. • Woodland HS



HIGH SCHOOL AND PERSONAL

Played wide receiver and safety at Woodland High School for head coach Eddie Ford ... earned all-state honors after making 40 catches for 622 yards and seven touchdowns as a senior ... selected to play in South Carolina's North-South all-star game ... collected 70 receptions for 1,007 yards and 15 touchdowns as a junior ... also plays basketball and runs track for Woodland High School ... a three-star recruit by ESPN.com Rivals.com and 247sports.com.

BRIAN DELANEY

Placekicker • 5-11 • 200 • Senior
Chantilly, Va. • Westfield HS



BRIAN DELANEY'S PLACE IN THE CAVALIER RECORD BOOK

Single-Season Points Kicking (110, 2019, 1st)
Single-Season Scoring (110, 2019, 3rd)
Single-Season PATs (50, 2019, 1st)

BRIAN DELANEY'S CAREER HIGHS

Long Field Goal: 49, vs. Florida State, Sept. 14, 2019
Field Goals: 3, three times, last at Miami, Oct. 11, 2019
PATs: 7, two times, last vs. Liberty, Nov. 23, 2019

HONORS

2019 - All-ACC (HM) ... VaSID all-state (second).

AT VIRGINIA

2019 - Appeared in all 14 of UVA's games ... finished the season No. 3 all-time at UVA in single-season scoring with 110 points ... his 110 points set the UVA single-season record for points kicking ... finished No. 3 in the ACC and No. 13 in the nation with 110 points kicking ... his 50 PATs set a UVA single-season record ... named ACC Specialist of the Week after making field goals of 39, 36 and 45 in the season-opening win at Pitt ... was also a perfect 3-of-3 on PATs ... went 7-of-7 on PATs against William & Mary, while connecting on a 34-yard field goal ... connected on a career-long 49-yard field goal in UVA's win over Florida State ... connected on 2-of-2 field goals and 2-of-2 PATs at No. 10 Notre Dame ... made field goals of 32 and 27 yards against the Irish ... connected on field goals of 25, 21 and 44 yards at Miami ... connected on field goals from 30 and 33 yards in win over Duke ... connected on a 21-yard field goal at North Carolina, while going a perfect 5-of-5 on PATs ... connected on field goals of 24 and 34 yards in win over Georgia Tech ... was also a perfect 4-of-4 on PATs ... connected on two field goals (26, 29) and was a perfect 7-of-7 on PATs against Liberty ... made two field goals (25, 48), including booting a 48-yard field goal with 1:28 left to play breaking a 30-30 tie against Virginia Tech ... connected on his only field goal attempt (35 yards) in the ACC Championship game against Clemson. **2018** - Appeared in all 13 of UVA's games on kickoffs ... named to ACC Honor Roll ... led UVA in scoring with 61 points on 25-of-25 PATs and 12-of-16 field goals ... attempted the first field goals of his career against No. 16 Miami ... connected from 26, 46 and 32 yards against the Hurricanes ... also made his only PAT opportunity ... was 2-of-4 on field goal attempts at Duke, connecting on field goals of 37 and 42 yards in the second half ... was perfect 3-of-3 on PATs in Durham ... tallied a 37-yard field goal against North Carolina and was a perfect 4-of-4 on PATs ... connected on field goals of 29 and 42 yards against Pitt ... scored a 33-yard field goal against Liberty and was a perfect 6-of-6 on PATs ... was 2-of-3 on field goals at Georgia Tech, connecting from 30 and 32 yards ... was 1-of-1 on field goals at Virginia Tech, connecting from 28 yards ... also was a perfect 4-of-4 on PATs. **2017** - Appeared in all 13 of UVA's games on kickoffs ... made collegiate debut against William & Mary ... one of 17 UVA true freshmen to play.

HIGH SCHOOL AND PERSONAL

Was a punter and placekicker at Westfield High School for head coach Kyle Simmons ... first-team MaxPreps All-American as a punter ... Under Armour All-American and played in the 2017 Under Armour All-America game at Camping World Stadium ... rated the No. 5 kicker in America by 247Sports.com and helped the

Bulldogs to a 13-2 record and a 6A state title in 2016 ... was the VHSL first-team all-state punter and kicker in 2016 ... made 11 field goals in 2015 and averaged 45 yards per punt as a junior ... won the 6A state title, a game played at Scott Stadium ... earned VHSL first-team all-state punter and kicker in 2015 ... 59 of his 81 kickoffs in 2015 went for touchbacks ... rated a three-star recruit by ESPN.com, 247Sports.com and Scout.com ... rated a two-star recruit by Rivals.com ... rated a five-star kicker and a five-star punter by Kohl's Kicking ... rated the No. 1 punter in the country per Kohl's Kicking ... rated the No. 2 kicker by ESPN.com.

DELANEY FIELD GOALS

Year	G/GS	FGM	FGA	PCT.	1-19	20-29	30-39	40-49	50+	LG	PAT
2017	13/0	0	0	0.0	0-0	0-0	0-0	0-0	0-0	-	0-0
2018	13/0	12	16	75.0	0-0	3-3	6-9	3-3	0-1	46	25-25
2019	14/0	20	24	83.3	0-0	8-8	8-11	4-5	0-0	49	50-52
Career	40/0	32	40	80.0	0-0	11-11	14-20	7-8	0-1	49	75-77

DEREK DEVINE

Offensive Tackle • 6-6 • 295 • Sophomore
Pittsburgh, Pa. • North Allegheny HS



AT VIRGINIA

2019 - Appeared in one of UVA's 14 games ... made collegiate debut against William & Mary. **2018** - Did not appear in any games.

HIGH SCHOOL AND PERSONAL

Played offensive and defensive line at North Allegheny High School for head coach Art Walker ... two-time scholar athlete ... team was 8-4 his senior season and reached second round of WPIAL playoffs ... helped North Allegheny reach WPIAL Class 6A semifinals in 2016 ... named honorable mention in 2016 and first-team in 2017 ... named to the Pittsburgh Post-Tribune 2017 all-conference team ... also participated in wrestling at North Allegheny ... posted the most pins on the team as a junior ... three-time scholar athlete in wrestling and junior second champion ... son of Bob and Lisa Devine ... volunteer work includes church missions that helped rebuild homes in West Virginia, feeding the homeless at a soup kitchen and at The Woodlands, a special needs camp ... a three-star recruit by ESPN.com, Scout.com and 247sports.com ... a two-star recruit by Rivals.com.

JAKE DEWEASE (DA-WEEZE)

Defensive Back • 6-0 • 190 • RS-Freshman
Daleville, Va. • Lord Botetourt HS



AT VIRGINIA

2019 - Did not appear in any games.

HIGH SCHOOL AND PERSONAL

Played wide receiver and defensive back at Lord Botetourt High School for head coach Jamie Harless ... four-year letterwinner at Lord Botetourt ... all-state defensive back in 2017 and 2018 ... all-state wide receiver in 2018 ... all-region defensive back in 2017 and 2018 ... all-region wide receiver in 2018 ... All-Blue Ridge District defensive back in 2017 and 2018 ... All-Blue Ridge

District wide receiver in 2017 and 2018 ... All-Timesland defensive back in 2018 ... Timesland Sizzlin' Sophomore in 2016 ... team captain in 2018 ... played in the VHSCA All-Star game ... owns the school record for career interceptions with 17 ... made 27 receptions for 780 yards and 14 touchdowns in 2018 as a senior ... also played baseball where he earned three letters ... team captain for baseball in 2019 ... All-Blue Ridge District third baseman in 2018 and an All-Blue Ridge District second baseman in 2019 ... member of the National Honor Society ... "A" Honor Roll all through high school ... graduated with a 4.28 GPA ... Lord Botetourt B'nai B'rith nominee ... volunteer work includes Roanoke Rescue Mission, Cloverdale and Colonial Elementary School Carnival and American Legion Post ... son of Amy and Andy Dewease ... has a younger sister, Anna ... father, Andy, played football and baseball at Emory and Henry College ... enjoys fishing, kayaking, hiking, camping and golfing.

TENYEH (TEN-YAY) DIXON

Defensive Back • 5-11 • 185 • Sophomore
Washington, D.C. • Woodson HS



AT VIRGINIA

2019 - Appeared in nine of UVA's 14 games ... made collegiate debut on defense against William & Mary ... made one tackle against Liberty ... saw most of his time on special teams ... one of 17 UVA true freshmen to appear in 2019.

HIGH SCHOOL AND PERSONAL

Played defensive back at Howard D. Woodson High School for head coach Greg Fuller ... his pick-six clinched a Turkey Bowl overtime victory for his Woodson team over Ballou, 18-12, in 2018 ... his pick-six sealed Woodson's fifth Turkey Bowl win in six seasons ... a two-star recruit by Rivals.com and 247sports.com.

DIXON DEFENSIVELY

Year	G/GS	S	A	Tot.	TFL	QBS	FR	FC	PBU	Int	BIK
2019	9/0	2	1	3	0-0	0-0	0	0	0	0	0

LEE DUDLEY

Long Snapper • 6-0 • 215 • Sophomore
Richmond, Va. • Woodberry Forest School



AT VIRGINIA

2019 - Appeared in all 14 of UVA's games ... was the long snapper on field goals and PATs ... No. 2 in the ACC in snapping accuracy on field goals per Pro Football Focus ... made collegiate debut at Pitt. **2018** - Did not appear in any games ... dressed for all 13 games as the backup long snapper ... named to ACC Honor Roll.

HIGH SCHOOL AND PERSONAL

Was a long snapper and tight end at Woodberry Forest School for head coach Clint Alexander and Scott Braswell ... registered 261-of-261 "good snaps" in three seasons at Woodberry Forest ... average snap time in high school was 0.7 ... also did short sprints and throws on the Indoor & Outdoor track and field teams ... is an Eagle Scout ... Eagle Scout project consisted of building two raised flower beds and two picnic tables for the Boy's and



Girl's Club of Metro Richmond ... Peter Paul Development Center summer camp volunteer ... has also volunteered with Central Virginia Food Bank, Meals on Wheels, Special Olympics, Woodberry Christian Fellowship, Woodberry School sports and football camp counselor ... son of Izzy and Lee Dudley ... has a sister, Charlotte, and a brother, Baylor ... grandfather, Lee P. Dudley, lettered in soccer (1953-54) and tennis (1953) at UVA ... enjoys horseback riding, hiking and golfing.

JUSTIN DUENKEL



Placekicker • 5-11 • 195 • RS-Freshman
Great Falls, Va. • Flint Hill School

AT VIRGINIA

2019 - Appeared in one of UVA's 14 games ... made collegiate debut against Duke when he kicked on PAT ... is one of 17 UVA freshmen to appear in 2019 ... retained redshirt under new NCAA rules.

HIGH SCHOOL AND PERSONAL

Played defensive back and was a kicker at Flint Hill School for head coach Tom Verbanic ... helped Flint Hill to back-to-back undefeated state championships ... also helped Flint Hill to the MAC championship in 2015, 2017 and 2018 ... two-time first-team all-state kicker ... two-time All-MAC kicker ... first-team *Washington Post* All-Met in 2018 ... Pro Football Hall of Fame All-American kicker in 2018 ... Pigskin Club All-Metropolitan team ... Kornblue Kicking five-star kicker ... ranked the No. 3 kicker in the country by Kornblue Kicking ... son of Alison and Doug Duenkel ... has an older sister, Halle, and a younger brother, Ryan ... father, Doug, played football at Virginia and was a member on the Cavaliers' All-American, Citrus and Sugar Bowl teams ... mother, Alison, played soccer at JMU ... sister, Halle, plays lacrosse at JMU and was a member of its 2018 NCAA title team ... grandfather, Richard Duenkel, is a hall of fame football player at George Washington ... grandfather, Amen Hillow, played baseball at Bucknell ... aunt, Virginia Duenkel, won Olympic gold in the 400 freestyle at the 1964 Olympics and the bronze in the 400 backstroke ... uncle, Bob Duenkel, was a three-time All-American swimmer at Kansas State ... director at Compassion in Actions, Inc., a faith-based non-profit founded by the Duenkel family to serve the spiritually and economically deprived in the name of Jesus Christ ... enjoys fishing, lifting, spikeball, cornhole and eating ... grew from 5-2 and 110 pounds as a freshman in high school to 6-3 and 200 pounds by a senior ... scored on a pick-6, extra point and two-point play in the same game against Potomac High School.

DUENKEL FIELD GOALS

Year	G/GS	FGM	FGA	PCT.	1-19	20-29	30-39	40-49	50+	LG	PAT
2019	1/0	0	0	0.0	0/0	0/0	0/0	0/0	0/0	-	1-1

TYLER FANNIN



Center • 6-3 • 295 • Junior
Hoschton, Ga. • Mill Creek HS

AT VIRGINIA

2019 - Appeared in two of UVA's 14 games ... made collegiate debut against William & Mary ... made first collegiate start at center against Old Dominion before suffering a season-ending injury against the Monarchs. **2018** - Did not appear in any games ... suffered a season-ending injury in fall camp ... named to ACC Honor Roll. **2017** - Did not appear in any games ... named to ACC Honor Roll.

HIGH SCHOOL AND PERSONAL

Played offensive line at Mill Creek High School for head coach Shannon Jarvis ... helped Mill Creek to a 13-1 record and a semifinalist appearance in the 7A state playoffs two years in a row ... two-time Georgia Sports Writers Association first-team all-state ... Touchdown Club of Gwinnett's Offensive Line Man of the Year in 2015 and 2016 ... averaged over 45 "pancake" blocks over the 2015 and 2016 seasons ... named to the *USA Today* All-USA team ... voted onto the Mill Creek football team's "Leadership Council" as, junior and senior ... took part in the 2015 Elite Junior Classic ... two-time (2015-16) all-metro and all-region ... Nike Open Invite in 2016 ... earned MVP Award at the Sophomore National Underclassman All-American game in 2014 ... invited to the U.S. Army Bowl Combine ... dad, John, played football at Marshall ... older brother, Josh, is an offensive lineman at Middle Tennessee State ... rated a three-star recruit by ESPN.com, Rivals.com, 247Sports.com and Scout.com ... rated the No. 9 center in the nation by Rivals.com.

BRENDAN FARRELL



Punter • 5-11 • 200 • RS-Freshman
Dunwoody, Ga. • Marist School

AT VIRGINIA

2019 - Did not appear in any games.

HIGH SCHOOL AND PERSONAL

Played special teams as placekicker and punter at Marist School in Atlanta, Ga., for head coach Alan Chadwick ... two-time Dekalb County Kicker of the Year (2017 and 2018) ... all-state kicker by the *Atlanta Journal Constitution* and the Georgia Athletics Association ... set school records with 65 kickoff for touchbacks on 70 attempts ... was 11-of-17 on field goals as a senior with a long of 49 yards ... was the team chaplain and voted "Most Dedicated" by the coaches ... also lettered three years on the golf team and was team captain as a senior ... member of the Latin Honor Society and made honor roll all four years of high school ... member of All Saints Catholic Church ... son of Kathy and Tom Farrell ... has a younger sister, Molly, and a younger brother, TJ ... love to golf and his handicap is around two ... was born in Connecticut and has also lived in New York and Ohio.

AARON FAUMUI (FOWL-M00-EE)



Defensive Tackle • 6-1 • 280 • Junior
Kapolei, Hawaii • Kapolei HS

AARON FAUMUI'S CAREER HIGHS

Tackles: 7 vs. Virginia Tech, Nov. 29, 2019

Tackles for Loss: 2.5 two times, last vs. Virginia Tech, Nov. 29, 2019

Sacks: 1.5 two times, last vs. Virginia Tech, Nov. 29, 2019

AT VIRGINIA

2019 - Appeared in all 14 of UVA's games with five starts ... in the season-opening win at Pitt he made two tackles, 0.5 tackles for loss and helped UVA limit Pitt to only 78 yards rushing ... recorded two tackles, 1.0 tackles for loss and 0.5 sacks against William & Mary ... notched three tackles and 1.0 tackles for loss in the win over Florida State ... made four tackles, including a 0.5 sack in the win over Old Dominion ... made one tackle and broke up a pass at No. 10 Notre Dame ... made three tackles and broke up a pass at North Carolina ... made one stop against Georgia Tech ... made five tackles, 2.5 tackles for loss and 1.5 sacks in the win against Liberty ... made seven tackles, 2.5 tackles for loss and 1.5 sacks in the Commonwealth Cup win over Virginia Tech ... made four tackles in the Orange Bowl against Florida. **2018** - Appeared in 12 of UVA's 13 games with four starts ... missed the Belk Bowl with an illness ... one of 13 UVA true freshmen to appear in 2018 ... one of eight UVA true freshmen to make collegiate debut in the season-opening win over Richmond ... made one tackle against the Spiders ... had one QB hurry at Indiana ... recorded his first career sack against Louisville in the ACC opener ... on the sack play he forced a fumble that Charles Snowden recovered for the Cavaliers ... also had one quarterback hurry against the Cardinals ... made first collegiate start at NC State and made one tackle ... made one tackle and posted one quarterback hurry against No. 16 Miami ... made one tackle at Duke ... made one stop against North Carolina ... recorded one tackle at Georgia Tech.

HIGH SCHOOL AND PERSONAL

Played offensive and defensive line at Kapolei High School for head coach Darren Hernandez ... all-state honoree had 14 sacks, 20 tackles for a loss and 22 pancake blocks in 2017 ... was a finalist for the 2017 Cover2 Herman Wedemeyer Award for Iron Man Two-Way Player of the Year ... named first-team all-state by Star-Advertiser ... played in the Polynesian Bowl ... one of the top performers from practice at the Polynesian Bowl ... spent the 2016 season in Utah at Orem High School, earning All-Valley honors ... was second-team all-region in 2016 at Orem ... helped Radford High School in Honolulu win a state title as a sophomore in 2015 ... nephew of Ta'ase Faumui, a former college football player at Hawaii and in the NFL with the Pittsburgh Steelers (1994-95) and Oakland Raiders (1997) ... a three-star recruit by ESPN.com, Rivals.com, 247sports.com and Scout.com.

FAUMUI DEFENSIVELY

Year	G/GS	S	A	Tot.	TFL	QBS	FR	FC	PBU	Int	BIK
2018	12/4	3	4	7	1.06	1.06	0	1	0	0	0
2019	14/5	13	20	33	8.036	4.029	0	0	2	0	0
Career	26/9	16	24	40	9.042	5.035	0	1	2	0	0

TUCKER FINKELSTON



Long Snapper • 5-11 • 220 • RS-Freshman
Clarksville, Md. • River Hill HS

AT VIRGINIA

2019 - Did not appear in any games ... suffered a season-ending injury. **2018** - Did not appear in any games ... named to ACC Honor Roll.

HIGH SCHOOL AND PERSONAL

Played linebacker, tight end and long snapper at River Hill High School for head coach Brian Van Deusen ... earned All-Howard County honorable mention honors as a senior ... National Football Foundation (Baltimore Chapter) Scholar Athlete Nominee ... also a three-year starter on the baseball team (third base) and a two-time captain ... earned MSABC all-state regional team honors as a junior in baseball and was a Maryland Scholar Athlete ... member of the National Honor Society ... on the River Hill Student Government Association Executive Board as a junior and senior, including being president as a senior ... volunteer work includes Champions Against Cancer ... Best Buddies (served as peer buddy for a student with special needs) ... WHC Youth Baseball volunteer assistant coach ... director, Cultural Awareness Day at River Hill School ... son of Kerri and Tim Finkelston ... has three younger brothers, Casey, Riley and Paxton ... father, Tim, played football at Virginia from 1986-89 before playing in the NFL with the Colts in 1990 ... mother, Kerri, was a cheerleader at Clemson ... enjoys spending time with his family.

MATT GAHM



Outside Linebacker • 6-3 • 235 • Senior
Dallas, Texas • Highland Park HS

MATT GAHM'S CAREER HIGHS

Tackles: 10 vs. Old Dominion, Sept. 21, 2019

Tackles for Loss: 2.0 vs. Duke, Oct. 19, 2019

Sacks: 1.0 two times, last vs. Virginia Tech, Nov. 29, 2019

Interceptions: 1 at Pitt, Aug. 31, 2019

AT VIRGINIA

2018 - Appeared in all 14 of UVA's games with four starts ... made first career start at Pitt in the season opener and made three tackles, collecting his first career interception ... made three tackles and 1.0 tackles for loss in the win over Florida State ... made 10 stops, 1.5 tackles for loss and 0.5 sacks in UVA's win over Old Dominion ... made two stops at No. 10 Notre Dame ... recorded five tackles and 2.0 tackles for loss against Duke ... made one stop at Louisville ... made two stops in win at North Carolina ... notched two tackles in win over Georgia Tech ... broke up a pass in the win over Liberty ... made five tackles and notched 1.0 sack in Commonwealth Cup victory over Virginia Tech ... his sack was one of three consecutive sacks by Virginia during a key defensive stand with less than a minute left to play ... made two tackles and broke up two passes in the ACC Championship game against Clemson ... made one stop in the Orange Bowl against Florida. **2018** - Appeared in all 13 of



UVA's games ... named to ACC Honor Roll ... recorded three tackles against Ohio in Nashville ... recorded one quarterback hurry at Duke ... made one tackle and broke up a pass against North Carolina ... made two tackles and 1.0 sack against Pitt ... made two stops against Liberty ... shared a sack with Chris Peace to close the first half of the Belk Bowl against South Carolina. **2017** - Appeared in seven of UVA's 13 games ... one of 17 UVA true freshmen to play ... saw all his time on special teams ... named to ACC Honor Roll ... made collegiate debut against William & Mary ... made first career tackle against UConn ... also made a stop at Boise State.

HIGH SCHOOL AND PERSONAL

Played linebacker at Highland Park High School for head coach Randy Allen ... helped the Scots go 14-2 to win the 2016 5A D1 state championship ... first-team all-district and an honorable mention all-state honoree by the *Dallas Morning News* ... recorded 109 tackles, six sacks and two interceptions as a senior in 2016 ... also caused five fumbles in 2016 ... returned one interception for a touchdown ... blocked two punts, one of which was recovered for a touchdown ... honorable mention 5A all-state by the Texas Associated Press Sports Editors ... named 2015 District 10-6A Defensive Newcomer of the Year ... father, Brad, played football at Oklahoma State ... rated a three-star recruit by ESPN.com, Rivals.com, 247Sports.com and Scout.com.

GAHM DEFENSIVELY

Year	G/GS	S	A	Tot.	TFL	QBS	FR	FC	PBU	Int	BIK
2017	7/0	1	1	2	0	0	0	0	0	0	0
2018	13/0	5	4	9	1.5-14	1.5-14	0	0	1	0	0
2019	14/4	16	20	36	5.5-18	1.5-10	0	0	3	1	0
Career	34/4	22	25	47	7.0-32	3.0-24	0	0	4	1	0

ELIJAH GAINES

Defensive Back • 6-2 • 185 • Freshman
Queens, N.Y. • Episcopal (Va.)



HIGH SCHOOL AND PERSONAL

Played safety and wide receiver at Episcopal High School for head coach Mark Moroz ... named first-team All-IAC at the athlete position after notching four interceptions, 20 tackles, 179 receiving yards and two receiving touchdowns ... earned Episcopal's 2019 Coaches Award ... as a junior was named second-team all-state and first-team All-IAC at the athlete position after recording four interceptions, two of which were returned for touchdowns ... added 300+ receiving yards, two receiving touchdowns and 14 tackles in 2018 ... a three-star recruit by ESPN.com Rivals.com and 247sports.com.

SAM GALLETTA

Defensive Line • 6-3 • 275 • RS-Freshman
Leesburg, Va. • Tuscarora HS



AT VIRGINIA

2019 - Did not appear in any games.

HIGH SCHOOL AND PERSONAL

Played offensive line at Tuscarora High School for head coach Brandon Wheelbarger ... first-team All-Potomac District in 2017 and 2018 ... first-team All-Region 5C North in 2017 and 2018 ... second-team all-state in 2017 and honorable mention in 2018 ... second-team All-Met in 2018 ... Tuscarora High School Athletics Coaches Choice Award winner in 2019 ... member of the National Honor Society, Science National Honor Society and Math National Honor Society ... Excellence in Education Award for being in the top five percent of graduating class ... earned the Principal Leadership Award and Institute of Electrical and Electronics Engineers Award of Outstanding Achievement ... volunteer work includes FCA, Habitat for Humanity, Readers are Leaders Program (helping elementary school kids learn to read) and iCanBike Camp, which teaches special needs kids how to ride a bike ... son of Myong and Mark Galletta ... has an older brother, Jake, who is a third year at UVA ... has a younger sister, Elise ... enjoys fishing, taking naps and cooking ... one time won a talent show by eating a Carolina Reaper (world's hottest pepper) and sang a song afterwards.

ALEX GELLERSTEDT

Offensive Tackle • 6-7 • 325 • Senior
Dublin, Ohio. • Dublin Coffman HS/Penn State



AT VIRGINIA

2019 - Did not appear in any games ... suffered a season-ending injury in preseason camp.

PREVIOUS SCHOOL

A graduate transfer from Penn State where he appeared in eight career games over the 2017 and 2018 seasons ... has two years of eligibility at Virginia.

HIGH SCHOOL AND PERSONAL

Was a two-year letterman for head coach Mark Crabtree at Dublin Coffman High School ... served as team captain as senior ... helped lead the Shamrocks to the Ohio Capital Conference title in 2014 ... earned All-Ohio Division I first team honors from the *Associated Press* as a senior in 2015 ... collected Ohio-South All-Region and *Columbus Dispatch* All-City honors in 2015 ... started his high school career as a defensive lineman ... consensus three-star tackle ... ranked No. 34 prospect in Ohio and No. 73 offensive tackle by 247Sports ... ranked as the No. 43 offensive tackle in the country and No. 17 recruit in Ohio by ESPN ... rated as the No. 46 player in Ohio by Rivals ... ranked by Scout as the No. 58 offensive tackle prospect, No. 16 offensive tackle in the Midwest and No. 3 offensive

tackle in Ohio ... also played power forward for the Dublin Coffman basketball team as a sophomore and junior ... son of Stephanie and Steve Gellerstedt ... has one brother, Jack ... hobbies include fishing and playing basketball.

CHRIS GLASER (GUH-LAY-ZER)



Offensive Guard • 6-4 • 305 • Senior
Solon, Ohio • Solon HS

AT VIRGINIA

2019 - Appeared in all 14 games with 13 starts ... saw time at both guard positions, but all 13 starts have come at right guard ... helped block for quarterback Bryce Perkins, one of two quarterbacks in the nation with 3,000+ passing yards and 700+ rushing yards. **2018** - Appeared in all 13 of UVA's games with seven starts at left guard ... saw time at right guard too ... a key blocker for Bryce Perkins, who was one of two players in the nation with 2,600+ passing yards (2,680) and 900+ rushing yards (923), joining Oklahoma's Kyler Murray ... Perkins finished the season No. 1 in the ACC and No. 13 in the nation with 206 points responsible for ... Perkins was also No. 3 in the ACC and No. 21 in the nation with 3,603 yards of total offense. **2017** - Appeared in five of UVA's 13 games with two starts ... one of 17 UVA true freshmen to play ... made collegiate debut against Georgia Tech ... made first collegiate start at No. 2 Miami ... also started against Virginia Tech ... posted 11 knockdown blocks over his four career games, which included four in his college debut against Georgia Tech and at No. 2 Miami ... helped block for Kurt Benkert, who became the first Cavalier in program history to throw for over 3,000 yards in a single season.

HIGH SCHOOL AND PERSONAL

Played offensive line at Solon High School for head coach Jim McQuaide ... earned first-team All-Greater Cleveland Conference ... helped Solon earn the No. 1 seed in Division I, Region 1 and accumulate 4,132 yards of total offense in 12 games as Solon broke in first-year starters at running back and quarterback ... named an all-star by Cleveland.com ... played in the Inaugural Polynesian Bowl on Jan. 21, 2017 at Aloha Stadium in Honolulu ... attends the same high school as former first-team All-ACC UVA linebacker Steve Greer ... born in Honolulu ... rated a three-star recruit by ESPN.com, Rivals.com, 247Sports.com and Scout.com.

DORIEN GODDARD



Wide Receiver • 6-3 • 220 • RS-Freshman
Greenville, Tenn. • Greenville HS

AT VIRGINIA

2019 - Appeared in four of UVA's 14 games ... made collegiate debut at Pitt ... has seen most of his time on special teams ... one of 17 UVA true freshmen to see time in 2019 ... retained redshirt under new NCAA rules.

HIGH SCHOOL AND PERSONAL

A January enrollee and will take part in 2019 spring practice ... played wide receiver and defensive line at Greenville High School for head coach Caine Ballard ... helped Greenville to the 2018 TSSAA 4A state championship with a 15-0 record with 78 receptions for 1,320 yards and 14 touchdowns ... named region co-offensive player of the year in 2018 ... he helped Greenville win back-to-back state championships ... he left Greenville with multiple records including single-season receiving yards, career receptions, career receiving yards and career touchdowns ... a three-star recruit by ESPN.com, Rivals.com and 247sports.com.

NICK GRANT



Cornerback • 6-1 • 200 • Senior
Spotsylvania, Va. • Courtland HS

NICK GRANT'S CAREER HIGHS

Tackles: 8 at Notre Dame, Sept. 28, 2019
Tackles for Loss: 1.0 vs. William & Mary, Sept. 6, 2019
Sacks: 0.5 vs. Duke, Oct. 19, 2019
Interceptions: 1, two times, last vs. Florida, Dec. 30, 2019
Pass Break Ups: 2, two times, last at Miami, Oct. 11, 2019
Long Int Return: 85 vs. William & Mary, Sept. 6, 2019
INT Return for a TD: 1 vs. William & Mary, Sept. 6, 2019

HONORS

2019 - VaSID all-state (second).

AT VIRGINIA

2019 - Started all 14 of UVA's games ... made first collegiate start at Pitt in the season opener and made five tackles ... recorded first career interception against William & Mary and returned it 85 yards for a touchdown ... the interception return is the third-longest interception return in UVA program history ... added four tackles, 1.0 tackles for loss and 0.5 sacks in the win against the Tribe ... made one stop and broke up two passes in the win over Florida State ... made three stops and broke up one pass in the win over Old Dominion ... made eight tackles at No. 10 Notre Dame ... made two tackles and broke up two passes at Miami ... notched four tackles and 0.5 tackles for loss in win over Duke ... made one stop and broke up a pass at Louisville ... made three tackles in win at North Carolina ... notched seven tackles in win over Georgia Tech ... made three stops in the Commonwealth Cup victory over Virginia Tech ... made six stops in the ACC Championship game against Clemson ... made three tackles, picked off one pass and broke up another in the Orange Bowl against Florida ... his interception against the Ga-



tors set up UVA's first touchdown of the game, which came on the very next play from scrimmage. **2018** - Appeared in 12 of UVA's 13 games ... saw majority of time on special teams ... in the Richmond game he made one tackle ... made one tackle against Duke, Liberty and South Carolina in the Belk Bowl. **2017** - Appeared in 12 of UVA's 13 games ... made collegiate debut against William & Mary ... saw most of time on special teams ... made one tackle against Georgia Tech ... made one stop at Louisville. **2016** - Did not appear in any games ... dressed for the Miami game.

HIGH SCHOOL AND PERSONAL

Played cornerback and wide receiver at Courtland High School for head coach J.C. Hall ... rated a three-star recruit according to Rivals.com and 247sports ... rated a two-star recruit by Scout.com ... earned first-team all-conference honors as a cornerback in 2015 ... earned first-team all-conference honors as a kick returner his junior season in 2014 ... hauled in eight touchdown receptions in 2014 in a run-heavy offense ... picked off seven passes on defense as a junior.

GRANT DEFENSIVELY

Year	G/GS	S	A Tot.	TFL	QBS	FR	FC	PBU	Int	BIK
2017	12/0	1	1 2	0	0	0	0	0	0	0
2018	12/0	3	1 4	0	0	0	0	0	0	0
2019	14/14	34	17 51	1.5-6	0.5-4	0	0	8	2	0
Career	38/14	38	19 57	1.5-6	0.5-4	0	0	8	2	0

NASH GRIFFIN

Punter • 6-4 • 225 • Senior
Indianapolis, Ind. • Lawrence Central HS



HONORS

2019 - VaSID all-state (second).

AT VIRGINIA

2019 - Appeared in all 14 of UVA's games ... made the first career punts of his career in the season opener at Pitt ... punted four times for a 45.5 yards per punt average ... also placed three of his punts inside the 20 against the Panthers ... did not punt in the William & Mary game after UVA didn't record one punt in a game for the first time since the 1989 Duke game ... punted four times against Florida State with a 42.5 average, dropping one inside the 20-yard line ... punted six times against Old Dominion with three ending up inside the 20-yard line ... punted four times at No. 10 Notre Dame and recorded a 40.5 average, which included one punt downed at two-yard line ... punted three times at Miami with two being downed inside the 20 ... punted three times against Duke with a long of 47 yards and he dropped one inside the 20 ... booted the nation's longest punt (78 yards) at Louisville, tying the third-longest punt in program history ... dropped four punts inside the 20 against the Cardinals ... punted three times against Georgia Tech, dropping two kicks inside the 20-yard line, including one that was fair caught at the two-yard line ... punted twice against Liberty, including pinning one at the one-yard line ... punted six times for an average of 43.3 yards per punt in the Commonwealth Cup victory over Virginia Tech ... three of his five puns in the ACC Championship game against Clemson went inside the 20-yard line ... also booted a 53-yard punt against the Tigers ... completed his first career pass on a fake punt against Clemson ... set UVA bowl records with longest punt (70) and best punting average (48.2) in the Orange Bowl against Florida. **2018** - Appeared in all 13 of UVA's games as the holder ... named to ACC Honor Roll. **2017** - Appeared in all 13 of UVA's games as the holder ... named to ACC Honor Roll ... made collegiate debut against

William & Mary ... rushed for three yards on a fake field goal attempt against Indiana. **2016** - Did not appear in any games ... named to ACC Honor Roll.

HIGH SCHOOL AND PERSONAL

Was a placekicker and punter at Lawrence Central High School for head coach Jed Richman ... was a four-year letterwinner ... an all-state kicker and punter in 2014 and 2015 ... first-team All-Marion County as a junior and senior ... first-team All-Metropolitan Inter-scholastic Conference as a junior and senior ... a 2014 Kohls All-American ... was a perfect 14-of-14 on field goals as a junior ... placed 26 of his 50 punts his senior season inside the 20-yard line ... also played basketball and soccer at Lawrence Central ... named to the Indiana Coaches Soccer all-academic team ... named honorable mention basketball academic all-state ... son of Bob and Darcy Griffin ... high school basketball teammates with former UVA men's basketball standout and 2019 NCAA Tournament Most Outstanding Player, Kyle Guy ... was roommates for three years at UVA with Kyle Guy before he was drafted in the second round of the 2019 NBA Draft by the Sacramento Kings.

GRIFFIN PUNTING

Year	G/GS	No.	Yds.	Avg.	TB	50+	I20	LG	FC
2017	10/0	0	0	0.0	0	0	0	0	0
2018	13/0	0	0	0.0	0	0	0	0	0
2019	14/0	57	2,390	41.9	5	6	24	78	21
Career	37/0	57	2,390	41.9	5	6	24	78	21

JOHN HARDY

Inside Linebacker • 6-3 • 215 • Freshman
Fredericksburg, Va. • James Monroe HS



HIGH SCHOOL AND PERSONAL

Played quarterback, linebacker and long snapper at James Monroe High School for head coach Richard Serbay ... earned four letters in football and was a two-time captain ... earned first-team All-Battlefield District at linebacker in 2019 ... graduated from James Monroe with 202 career tackles, 24 tackles for loss, eight sacks and two interceptions ... played in the VHSCA All-Star game ... also earned first-team all-region honors and All-Nova honorable mention honors ... named team defensive MVP ... earned second-team All-Battlefield District as a junior in 2018 ... also was a four-year letterwinner in baseball and four-time team captain ... named an all-district short stop, DH and utility in 2017 and 2018 ... three-time team MVP with a career .412 batting average ... also lettered one in basketball, averaging 7.7 points per game and 7.2 rebounds per game ... member of the National Honor Society ... 2020 DECA vice president of community service ... 2020 Fellowship of Christian Athletes executive recruiter ... Beta Club member ... led DECA to second place in community service project at the state leadership conference ... co-chairmen of the Fredericksburg-Area St. Jude Teen Gala, a fundraiser that raised over \$135,000 for the children of St. Jude Children's Research Hospital in Memphis ... passion for St. Jude Children's Research Hospital came from watching his late brother Josh fight cancer from an early age, utilizing their hospital in Memphis ... son of Aimee and Todd Hardy ... has three brothers, Joe, Josh and Jude ... father, Todd, played football at Bucknell from 1990-94 ... mother, Aimee, ran cross country and Radford from 1990-94.

JALEN HARRISON



Wide Receiver • 6-3 • 210 • Senior
Palmyra, Va. • St. Anne's Belfield

AT VIRGINIA

2019 - Joined the football team during 2019 spring practice after spending the 2017 and 2018 seasons on the Virginia baseball squad ... appeared in 25 career games for Brian O'Connor's program ... his first college hit at UVA was a home run against La Salle ... named to ACC Honor Roll in 2019 ... made collegiate football debut against William & Mary ... appeared in five of UVA's 14 games ... saw all his time on special teams.

HIGH SCHOOL AND PERSONAL

Played football, basketball and baseball at St. Anne's Belfield ... played quarterback, defensive back and wide receiver for head coach John Blake ... had a tremendous football career and was a three-year all-state honoree... scored over 50 touchdowns in his career and finished as state's fifth all-time leading receiver with 2,658 yards... named all-state at defensive back and wide receiver in 2013 and 2014, then earned all-state honors at defensive back and athlete in 2015... was named the Old Dominion Conference Offensive Player of the Year at quarterback in 2015... scored over 1,000 points in his basketball career ... was a second-team all-state honoree in hoops at forward... named a Rawlings and Perfect Game Honorable Mention All-American in baseball his senior year... earned all-region and All-Prep League Conference honors his senior year... batted .400 and hit four home runs his senior year... received 2016 John G. McCrory Award from St. Anne's-Belfield for outstanding athlete skill for all sports... spent his freshman year at Fluvanna County High School ...son of Chad and Jana Harrison ... has one sister, Caelyn.

T.C. HARRISON



Inside Linebacker • 6-2 • 225 • Sophomore
Lawrenceville, Ga. • Collins Hill HS

AT VIRGINIA

2019 - Appeared in seven of UVA's 14 games ... made collegiate debut against Florida State ... made a tackle at Louisville ... made a tackle in win over Liberty. **2018** - Did not appear in any games.

HIGH SCHOOL AND PERSONAL

Played linebacker at Collins Hill High School for head coach Lenny Gregory ... played linebacker in a 3-4 system at Collins Hill and made 55 tackles his senior season ... team went 6-5 his senior season ... was a second-team all-region selection as a junior ... standout for Collins Hill track program ... won 2016 and 2017 regional championship in the 300 meters ... MVP of prep track team in 2017 ... his high school coach, Lenny Gregory, was teammate of UVA offensive line coach Garrett Tujague at BYU ... attended same high school as current UVA linebacker Rob Snyder ... son of Heidi and Danny Harrison ... father, Danny, lettering at linebacker at Georgia Tech from 1987 to 1989 where he had 103 career tackles.

HARRISON DEFENSIVELY

Year	G/GS	S	A	Tot.	TFL	QBS	FR	FC	PBU	Int	Blk
2019	6/0	1	1	2	0	0	0	0	0	0	0

BOBBY HASKINS



Offensive Tackle • 6-7 • 285 • Junior
Fairfield, Conn. • The Hun School (N.J.)

AT VIRGINIA

2019 - Appeared in all 14 of UVA's games with 13 starts at left tackle ... helped block for quarterback Bryce Perkins, one of two quarterbacks in the nation with 3,000+ passing yards and 700+ rushing yards ... blocked for Perkins as he broke the UVA single-season passing record and single-season total offense record. **2018** - Appeared in all 13 of UVA's games ... saw time at the tackle positions and on special teams ... helped block for Bryce Perkins, who was one of two players in the nation with 2,600+ passing yards (2,680) and 900+ rushing yards (923), joining Oklahoma's Kyler Murray ... Perkins finished the season No. 1 in the ACC and No. 13 in the nation with 206 points responsible for ... Perkins was also No. 3 in the ACC and No. 21 in the nation with 3,603 yards of total offense.

HIGH SCHOOL AND PERSONAL

Was a January enrollee and took part in 2018 spring practice ... played left tackle and defensive end at the Hun School for head coach Todd Smith ... named first-team all-league in 2017 and named to the New Jersey Mid-Atlantic Prep League All-Star team ... earned the 2017 U.S. Army Reserve National Student-Athlete Award ... also earned in 2017 the National Football Foundation and Hall of Fame Student-Athlete Award ... spent first three years of high school at Fairfield Prep where he also played tight end ... was a 2016 Connecticut Interscholastic Athletic Conference Class LL All-League tight end ... in 2016 earned ESPN Radio Connecticut High School Player of the Week and Connecticut Channel 12 TV Scholar Athlete of the Week honors ... earned the 2017 Reverend Adolpho Nicolas Award as the Outstanding Leader and the 2017 Reverend Eugene Bisette Award as the Outstanding Student-Athlete at Fairfield Prep ... also played basketball at Fairfield Prep and helped them win the 2015 Connecticut Interscholastic Athletic Association LL State championship ... son of Bob and Kim Haskins ... has three sisters, Cooper, Julia and Peyton ... member of the National Honor Society ... Student Body Vice President at Fairfield Prep ... volunteer elementary school basketball coach at Cardinal Sheehan Center in Bridgeport, Conn. ... father, Bob, was a three-year letterman at Columbia as a defensive end ... enjoys golf ... a three-star recruit by ESPN.com, Rivals.com, Scout.com and 247sports.com ... born in Greensboro, N.C.



RA'SHAUN HENRY



Wide Receiver • 6-3 • 195 • Senior
Killeen, Texas • Copperas Cove HS/St. Francis (Pa.)

PREVIOUS SCHOOL

A 2020 graduate from Sr. Francis in Loretta, Pa., earning a degree in business management ... appeared in 32 career games with 14 starts for the Red Flash ... earned first-team All-NEC honors after leading the league with 90 receptions and 1,118 receiving yards in 2019 ... added nine receiving touchdowns as he became just the third SFU receiver to go over 1,000 yards receiving in a season and the second to reach 90 receptions .. his 90 receptions ranked No. 4 in all of FCS in 2019, while his 1,118 receiving yards ranked No. 14 in all of FCS ... Henry notched four 100-yard receiving games in 2019 ... named NEC Offensive Player of the Week after recording 12 receptions for 193 yards and three touchdowns in his last career game at SFU against Delaware State ... the 12 receptions and three touchdowns were career highs for Henry, while his 193 receiving yards were second only to the 196 he had against Sacred Heart earlier in 2019 ... leaves SFU with 109 career receptions, 1,359 career receiving yards and 10 receiving touchdowns.

HIGH SCHOOL AND PERSONAL

Played wide receiver and kick returner at Copperas Cove High School for head coach Jack Welch ... made 22 receptions for 497 receiving yards and six touchdowns as a senior in 2015 for a run-heavy high school program ... also handled the kick return duties for the Bulldogs and was named all-area as a kick returner as a senior ... totaled 741 all-purpose yards as a senior ... attended the same high school as 2011 Heisman Trophy winner Robert Griffin III.

HENRY RECEIVING

Year	G/GS	No.	Yds.	Avg.	LP	TD	YPG
2017*	10/2	11	134	12.2	47	0	13.4
2018*	10/0	8	107	13.4	38	1	10.7
2019*	12/12	90	1118	12.4	71	9	93.2
Career	32/14	109	1359	12.4	71	10	42.5

* - denotes season played at St. Francis (Pa.)

DAVE HERARD



Defensive Back • 6-0 • 170 • Freshman
Fort Lauderdale, Fla. • Stranahan HS

HIGH SCHOOL AND PERSONAL

Played cornerback and quarterback at Stranahan High School for head coach Travis Harden ... was 47-of-81 passing for 845 yards and 11 touchdowns ... rushed 32 times for 180 yards and one touchdown ... caught 31 passes for 450 yards and three scores ... made 64 tackles and 2.0 tackles for loss ... notched two sacks and six interceptions in 2019 ... also plays basketball and helped Stranahan to the 2019 6A state championship, averaging 18.0+ points per game ... a three-star recruit by ESPN.com Rivals.com and 247sports.com.

MIKE HOLLINS



Running Back • 5-9 • 200 • Sophomore
Baton Rouge, La. • University Lab HS

MIKE HOLLINS' CAREER HIGHS

Rushes: 11 vs. William & Mary, Sept. 6, 2019
Rushing Yards: 78 vs. William & Mary, Sept. 6, 2019
Long Rush: 37 vs. William & Mary, Sept. 6, 2019
Rushing Touchdowns: 2 vs. William & Mary, Sept. 6, 2019

AT VIRGINIA

2019 - Appeared 13 of UVA's 14 games ... made collegiate debut on special teams at Pitt ... scored a touchdown on his first career rush against William & Mary (nine yards) ... became the first Cavalier since Jordan Ellis in 2015 to score a touchdown on first career rush ... led UVA with 11 rushes for 78 yards (7.1 ypr) and two touchdowns against the Tribe ... made a special teams tackle and rushed twice at Miami ... rushed eight times for 27 yards and a touchdown in the win over Liberty.

HIGH SCHOOL AND PERSONAL

Played running back and linebacker at University Lab High School for head coach Chad Mahaffey ... led University Lab to back-to-back 3A state championships in 2017 and 2018 ... earned MVP honors of the 2018 state championship game after rushing 27 times for 237 yards and four touchdowns ... also caught five passes for 47 yards and a score in the state title game ... finished senior season with 1,645 rushing yards and 33 touchdowns on the ground ... a three-star recruit by ESPN.com, Rivals.com and 247sports.com.

HOLLINS' RUSHING

Year	G/GS	No.	Yds.	Avg.	LP	TD	YPG
2019	13/0	21	112	5.3	37	3	8.6

JONATHAN HORTON



Linebacker • 6-4 • 215 • Freshman
Baton Rouge, La. • Scotlandville Magnet HS

HIGH SCHOOL AND PERSONAL

Played defensive end at Scotlandville Magnet High School for head coach Lavanta Davis ... posted 82 tackles 22 tackles for loss, 14.5 sacks and forced five fumbles in his only season of varsity football ... played freshman football in 2016 but didn't play in 2017 or 2018 to concentrate on basketball ... high school basketball teammates with UVA men's basketball freshman Reece Beekman ... a four-star recruit by 247sports.com ... a three-star recruit by Rivals.com.

NICK JACKSON



Inside Linebacker • 6-1 • 225 • Sophomore
Atlanta, Ga. • The Lovett School

NICK JACKSON'S CAREER HIGHS

Tackles: 9 vs. Clemson, Dec. 7, 2019

Tackles for Loss: 0.5 two times, last vs. Clemson, Dec. 7, 2019

Sacks: 0.5 vs. Liberty, Nov. 23, 2019

AT VIRGINIA

2019 - Appeared in all 14 of UVA's games with two starts ... one of 17 UVA true freshmen to appear in 2019 ... made collegiate debut on special teams at Pitt ... recorded two tackles against William & Mary ... notched three tackles against Duke ... made four tackles on defense at Louisville ... made first collegiate start at North Carolina after Jordan Mack missed the first half due to a targeting call in the Louisville game ... made three tackles in the win against the Tar Heels ... made two tackles and notched a 0.5 sack against Liberty ... made one stop against Virginia Tech ... made nine tackles and notched a 0.5 tackle for loss in the ACC Championship game against Clemson ... started in the Orange Bowl against Florida after captain Jordan Mack was sidelined with an injury ... made four tackles against the Gators.

HIGH SCHOOL AND PERSONAL

Played linebacker and wide receiver at The Lovett School for head coach Mike Muschamp ... made 95 tackles, 10 tackles for a loss, 2.5 sacks and caused one fumble in 2018 as a senior ... also made 26 receptions for 406 yards and three touchdowns ... recorded 57 tackles, 3.0 sacks and caused one fumble as a junior in 2017 ... made 26 tackles and 8.0 tackles for a loss as sophomore ... also made 26 receptions for 406 yards and three touchdowns in 2016 ... will graduate with 72 career receptions for 1,224 receiving yards and nine touchdowns ... averaged 17.0 yards per reception for his career ... a three-star recruit by ESPN.com, Rivals.com and 247sports.com.

JACKSON DEFENSIVELY

Year	G/GS	S	A	Tot.	TFL	QBS	FR	FC	PBU	Int	Blk
2019	14/2	11	17	28	1.0-5	0.5-3	0	0	0	0	0

TERRELL (TUR-RELL) JANA (JAN-AH)



Wide Receiver • 6-1 • 190 • Senior
Vancouver, B.C. • Woodberry Forest

TERRELL JANA'S PLACE IN THE CAVALIER RECORD BOOK

Single-Season Receptions (74, 2019, 7th)

Single-Season Receiving Yards (886, 2019, 9th)

TERRELL JANA'S CAREER HIGHS

Receptions: 13 at North Carolina, Nov. 2, 2019

Receiving Yards: 146 at North Carolina, Nov. 2, 2019

Long Reception: 47 vs. Florida, Dec. 30, 2019

Receiving Touchdowns: 1 four times, last vs. Florida, Dec. 30, 2019

Long Receiving Touchdown: 47 vs. Florida, Dec. 30, 2019

HONORS

2020 - Wuerffel Trophy Watch List ... Phil Steele Preseason All-ACC (3rd) ... Athlon Sports Preseason All-ACC (3rd).

AT VIRGINIA

2019 - Appeared in all 14 of UVA's games with 11 starts ... one of five FBS receivers with 100+ target, 70 percent catch rate and 10+ yards per target ... his 74 receptions in 2019 rank No. 7 on UVA's single-season ledger and were No. 4 in the ACC ... his 886 receiving yards rank No. 9 in UVA's single-season record book ... started the season opener at Pitt and finished the game with three catches for 29 yards ... made two catches for 35 yards against William & Mary ... set career highs with seven receptions and 85 receiving yards in the win over Florida State ... made three catches for 25 yards in win over Old Dominion ... made four receptions for 23 yards at No. 10 Notre Dame ... made four catches for 39 yards at Miami ... caught one pass for 13 yards in win over Duke ... made six catches for 75 yards at Louisville ... notched two key receptions on fourth down to prolong a drive in the fourth quarter that UVA scored a touchdown ... had a career night at North Carolina making 13 receptions, nine of which came in the first half ... also recorded 146 receiving yards in the win over the Tar Heels ... recorded nine receptions for 108 yards in win over Georgia Tech ... made four catches for 56 yards and a touchdown in the win against Liberty ... made four catches for 56 yards in the Commonwealth Cup win over Virginia Tech ... made six catches for 62 yards and a touchdown in the ACC Championship game against Clemson ... caught seven passes for 126 yards and a touchdown in the Orange Bowl against Florida ... his 126 receiving yards rank No. 3 all-time by a Cavalier in a bowl game. **2018** - Appeared in 12 of UVA's 13 games with one start ... missed the Belk Bowl with an injury sustained during bowl prep ... made one catch for 10 yards against Richmond ... caught one pass for eight yards against Ohio in Nashville ... made one catch for 11 yards at NC State ... led UVA with three receptions for 77 yards and a touchdown against Pitt ... tallied his first career touchdown on a 42-yard scoring strike from Bryce Perkins against the Panthers ... caught three passes for 32 yards at Georgia Tech ... all 32 receiving yards against the Yellow Jackets came on a crucial fourth-quarter drive that forced overtime in Atlanta ... made two catches for 19 yards at Virginia Tech. **2017** - Appeared in all 13 of UVA's games with one start ... made collegiate debut in the season-opening win against William & Mary ... recorded first collegiate catch for 12 yards against Indiana ... made first collegiate start at North Carolina ... made a key block that helped spring Joe Reed free on a 92-yard kick return touchdown against Georgia Tech ... made one catch for nine yards against Virginia Tech.



HIGH SCHOOL AND PERSONAL

Played wide receiver and cornerback at Woodberry Forest for head coach Clint Alexander ... caught 64 passes for 1,308 yards and 19 touchdowns in 2016 ... also led Woodberry Forest with 1,545 all-purpose yards ... made 11 tackles on defense ... a two-time VISAA all-state selection ... second-team 2016 *USA Today* American Family Insurance All-USA Virginia ... rated a three-star recruit by ESPN.com, Rivals.com, 247Sports.com and Scout.co..

JANA RECEIVING

Year	G/GS	No.	Yds.	Avg.	LP	TD	YPG
2017	13/1	2	21	10.5	12	0	1.6
2018	12/1	11	151	13.7	42	1	12.6
2019	14/11	74	886	12.0	47	3	63.3
Career	39/14	87	1058	12.2	47	4	27.1

DONOVAN JOHNSON



Defensive Back • 6-2 • 180 • Freshman
New Orleans, La. • Helen Cox HS

HIGH SCHOOL AND PERSONAL

Enrolled in January 2020 ... played safety at Helen Cox High School for head coach Derek LaMothe two-time first-team all-district honor-ee ... as a junior he earned second-team all-state honors and after nabbing five interceptions and helped Helen Cox finish the season 7-7 ... rated the No. 10 senior prospect in the state ... a three-star recruit by ESPN.com Rivals.com and 247sports.com.

JESTUS JOHNSON III



Offensive Line • 6-3 • 330 • Freshman
Laurel, Md. • Gonzaga College HS

HIGH SCHOOL AND PERSONAL

Played center at Gonzaga College High School for head coach Randy Trivers ... in 2018 helped Gonzaga to a 9-3 record and a WCAC championship, earning second-team All-WCAC honors ... was a second-team All-USA Today District of Columbia honoree in 2017 ... former high school teammates with current Cavalier linebacker Hunter Stewart and offensive lineman Jack Keenan ... a three-star recruit by ESPN.com Rivals.com and 247sports.com.

LUKE JOHNSON



Offensive Tackle • 6-5 • 290 • Freshman
Annandale, Va. • The Preddie School (N.J.)

HIGH SCHOOL AND PERSONAL

Played center and offensive guard at The Preddie School for head coach Chris Malleo ... starting center on the No. 1 prep school in the nation in 2019 ... four-year varsity start, which included two seasons at W.T. Woodson High School where he played for head coaches Michael McCarthy and Jared Van Acker ... has played all five offensive line positions in high school ... captain of the U.S. Nation team U-17 in 2017 ... All-MAPL in 2019 ... National Football Foundation George Wah Scholarship recipient ... earned the Howard Clark Memorial Football Award in 2019 ... named Rookie of the Year at W.T. Woodson in 2016 ... on the leadership council in 2017 and 2018 ... three-year varsity letterwinner in lacrosse ... played attack and a member of a district championship team ... leading goal scorer as a freshman and junior ... member of the Spanish Honor Society in grades 10 and 11 ... Life Scout in Boy Scouts ... son of Michele and Michael Johnson ... has twin sisters, Madisyn and Camryn ... enjoys fishing, doing mission work with local church in local area and in several regions of Appalachia.

PERRIS JONES



Running Back • 5-8 • 175 • Sophomore
Alexandria, Va. • Episcopal HS

AT VIRGINIA

2019 - Appeared in 10 of UVA's 14 games ... missed the Louisville, UNC and Georgia Tech games with an injury ... in the season opener at Pitt he was one of the kick returners ... made one special teams tackle on a kickoff in the win over Old Dominion. **2018** - Has appeared in four of UVA's 12 games ... made collegiate debut against North Carolina as one of UVA's kick returners ... has seen all his time on kick returns along side Joe Reed ... one of 13 UVA true freshmen to see action in 2018 ... retained redshirt under new NCAA rules.

HIGH SCHOOL AND PERSONAL

Played running back at Episcopal for head coach Panos Voulgaris ... first-team all-state running back three years in a row ... first-team All-IAC two years in a row ... IAC Offensive Player of the Year in 2017 ... spent first two years of high school at Bishop Ireton where he the school single-season all-purpose yards record with over 2,500 yards ... All-Metro honorable mention three years in a row ... DC Touch-down Club Player of the Week once ... finished high school with over 5,000 career rushing yards ... also participated in wrestling and track in high school ... first-team All-IAC in the 4x100 in track ... state champion and conference champion in the 4x100 ... son of Joanna and Stevie Jones, Jr. ... has four younger sisters, Kendra, Psalmn, Reign and Clancey ... has one younger brother, Stevie ... family tradition every Christmas morning is whole family serves food to the homeless ... volunteers with Royal Athletes where he mentors kids ... loves playing the guitar and writing poems.

JACK KEENAN



Offensive Tackle • 6-5 • 290 • Sophomore
Arlington, Va. • Gonzaga College HS

AT VIRGINIA

2019 - Did not appear in any games. **2018** - Did not appear in any games.

HIGH SCHOOL AND PERSONAL

Played offensive line at Gonzaga College High School for head coach Randy Trivers ... named a first-team Washington Athletic Catholic Conference honoree in 2017 ... named second-team All-USA Washington, D.C. ... also played Rugby for two seasons, winning national titles in 2014 and 2015 ... son of Christine and Joe Keenan.

TAVARES KELLY JR.



Wide Receiver • 5-8 • 160 • Junior
Miami, Fla. • St. Thomas Aquinas HS

TAVARES KELLY JR.'S CAREER HIGHS

Receptions: 4 vs. William & Mary, Sept. 6, 2019
Receiving Yards: 57 at NC State, Sept. 29, 2018
Long Reception: 32 at NC State, Sept. 29, 2018
Receiving Touchdowns: 1 at Louisville, Oct. 26, 2019
Long Receiving Touchdown: 4 at Louisville, Oct. 26, 2019
Kick Return Yards: 129 vs. Georgia Tech, Nov. 9, 2019
Long Kick Return: 40 vs. Georgia Tech, Nov. 9, 2019
Long Punt Return: 43 at Duke, Oct. 10, 2018
Punt Return Yards: 72 at Duke, Oct. 10, 2018
Long Rush: 17 vs. Duke, Oct. 19, 2019

AT VIRGINIA

2019 - Appeared in 11 of UVA's 14 games with one start ... caught four passes against William & Mary ... returned one kickoff for 28 yards, while rushing once for nine yards against the Tribe ... made two catches for 23 yards in the win over Old Dominion ... caught two passes for 35 yards at Miami ... rushed once for 17 yards against Duke ... recorded his first collegiate touchdown on a four-yard reception at Louisville ... caught one pass for 21 yards in win at North Carolina ... returned five kicks for 129 yards and caught two passes for 46 yards in the win over Georgia Tech ... notched 175 all-purpose yards against the Yellow Jackets ... made one catch for 13 yards in win over Liberty ... made one catch for nine yards against Virginia Tech. **2018** - Appeared in all 13 of UVA's games with two starts ... one of eight true freshmen to make collegiate debut in season-opening win against Richmond ... rushed once for four yards and returned one kick for 17 yards against the Spiders ... caught first collegiate pass against Ohio in Nashville ... also returned first three collegiate punts against the Bobcats, one return going for 42 yards ... caught one pass for 25 yards against Louisville in the ACC opener ... he also rushed once for eight yards against the Cardinals ... caught three passes for 57 yards at NC State ... returned two punts against No. 16 Miami with a long of eight yards ... returned two punts for 72 yards, including a long of 43 yards at Duke ... also returned one kick off for 10 yards ... made his first collegiate start against North Carolina and caught three passes for 21 yards ...

also rushed once against the Tar Heels and returned three punts ... caught two passes for 17 yards against Pitt ... also returned two punts against the Panthers ... rushed once for 11 yards against Liberty.

HIGH SCHOOL AND PERSONAL

A wide receiver and kick returner at St. Thomas Aquinas High School for head coach Roger Harriott ... as a senior caught 26 passes for 440 yards and five touchdowns ... also recorded 1,294 all-purpose yards, including 425 kick return yards and 386 punt return yards ... as a senior rushed the ball seven times for 43 yards and one touchdown ... during junior season he returned punts for 382 yards ... caught six passes in 2016 for 73 yards and one touchdown ... rushed the ball eight times for 133 yards and one touchdown ... part of St. Thomas Aquinas' 2015 and 2016 state championship teams, appearing in some postseason games as a sophomore in 2015 ... attends same high school as many current and former professional athletes, including Hall of Famer Michael Irvin, Hall of Fame tennis player Chris Evert, current Chargers' defensive lineman Joey Bosa and former Chicago Bear Brian Piccolo, who had his courageous fight with cancer documented in the TV movie Brian's Song ... a three-star recruit by ESPN.com, Rivals.com, Scout.com and 247sports.com.

KELLY RECEIVING

Year	G/GS	No.	Yds.	Avg.	LP	TD	YPG
2018	13/2	10	121	12.1	32	0	9.3
2019	11/1	14	152	10.9	35	1	13.8
Career	24/3	24	273	11.4	35	1	11.4

KELLY RUSHING

Year	G/GS	No.	Yds.	Avg.	LP	TD	YPG
2018	13/2	6	21	3.5	11	0	1.6
2019	11/1	5	43	8.6	17	0	3.9
Career	24/3	11	64	5.8	17	0	2.7

KELLY KICKOFF RETURNS

Year	G	No.	Yds	Avg.	LP	TD
2018	13	3	50	16.7	23	0
2019	11	8	179	22.4	40	0
Career	24	11	229	20.8	40	0

KELLY PUNT RETURNS

Year	G	No.	Yds	Avg.	LP	TD
2018	13	13	143	11.0	43	0

BILLY KEMP IV



H-Back • 5-9 • 175 • Junior
Highland Springs, Va. • Highland Springs

BILLY KEMP'S CAREER HIGHS

Receptions: 9 vs. Clemson, Dec. 7, 2019
Receiving Yards: 66 vs. Clemson, Dec. 7, 2019
Long Reception: 25 vs. Virginia Tech, Nov. 29, 2019
Receiving Touchdowns: 1 vs. Virginia Tech, Nov. 29, 2019
Long Receiving Touchdown: 25 vs. Virginia Tech, Nov. 29, 2019

AT VIRGINIA

2019 - Appeared in 13 of UVA's 14 games with one start ... caught three passes for 34 yards against William & Mary ... returned four punts for 51 yards against the Tribe ... caught two passes for 20 yards in the win over Florida State ... made two catches for 10 yards in the win over Old Dominion ... made three catches for 10 yards at



No. 10 Notre Dame ... also returned two punts for 17 yards against the Irish ... caught two passes for 20 yards at Miami ... caught two passes against Duke ... caught four passes for 51 yards against Georgia Tech ... made a crucial third-down reception that led to a first down that allowed UVA to run out the clock in the game's closing minutes against the Yellow Jackets ... caught four passes for 42 yards in win against Liberty ... caught three passes for 32 yards and his first collegiate touchdown in the Commonwealth Cup victory over Virginia Tech ... his third quarter touchdown tied the game with the Hokies at 20-20 ... had a career day in the ACC Championship game against Clemson where he made nine receptions for 66 yards ... caught one pass in the Orange Bowl against Florida. **2018** - Appeared in seven of UVA's 13 games ... one of 13 UVA true freshmen to see action in 2018 ... one of eight UVA true freshmen to make collegiate debut in season-opening win over Richmond ... returned punts for the first time against South Carolina in the Belk Bowl ... returned three punts for 31 yards, including a long of 11 against the Gamecocks.

HIGH SCHOOL AND PERSONAL

Speedy prep standout performer who played wide receiver, defensive back and returned kicks at Highland Springs High School for head coach Loren Johnson ... helped Highland Spring to consecutive Class 5A state titles as a junior and senior ... team went 14-1 his senior season ... in 2017 he had 49 catches for 981 yards and scored 16 touchdowns ... had three interceptions on defense as a senior ... named to 5B All-Region team ... started his high school career at Lee-Davis ... son of Ilene and Bill Kemp ... three-star recruit by ESPN.com ... two-star recruit by 247Sports.com, Rivals.com and Scout.com.

KEMP RECEIVING

Year	G/GS	No.	Yds.	Avg.	LP	TD	YPG
2018	8/0	0	0	0.0	0	0	0
2019	13/1	35	289	8.3	25	1	22.2
Career	21/1	35	289	8.3	25	1	13.8

KEMP RUSHING

Year	G/GS	No.	Yds.	Avg.	LP	TD	YPG
2018	8/0	0	0	0.0	0	0	0.0
2019	13/1	2	7	3.5	8	0	0.5
Career	21/1	2	7	3.5	8	0	0.3

KEMP PUNT RETURNS

Year	G	No.	Yds.	Avg.	LP	TD
2018	8	3	31	10.3	11	0
2019	13	23	137	6.0	22	0
Career	21	26	168	6.5	22	0

ZACK KINDEL



Wide Receiver • 5-11 • 190 • RS-Freshman
Stafford, Va. • Colonial Forge HS

AT VIRGINIA

2019 - Did not appear in any games.

HIGH SCHOOL AND PERSONAL

Played wide receiver at Colonia Forge High School for head coach John Brown (2018) and Bill Brown (2014-17) ... four-year varsity letterwinner ... team captain in 2018 ... all-area in 2017 and 2018 ... all-district in 2017 and 2018 ... All-Commonwealth Region in 2017 and 2018 ... all-state honorable mention in 2018 ... also was four-year varsity letterwinner on the track & field team, participation in the 400m and 800m ... was a four-time team captain in track ... earned all-area, all-district, all-region and all-state in track three times each ... on the academic honor roll all four years of high school ... was a Learn and Serve Student (2017-19), which is a community service initiative that allows a student to volunteer in multiple facets within the community and gave him a platform to organize the first- and second-ever Special Olympics Track Meets in Stafford County ... involved with Young Life ... son of Tamera and Richard Kinde ... has a younger brother, Matthew, and a younger sister, Alexis ... father, Richard, played football at Clarion University from 1995-99.

COEN KING



Defensive Back • 6-0 • 190 • Sophomore
Culpeper, Va. • Eastern View HS

AT VIRGINIA

2019 - Appeared in eight of UVA's 14 games on special teams ... made one tackle in the Orange Bowl against Florida. **2018** - Appeared in one of UVA's 13 games ... made collegiate debut on special teams against North Carolina ... one of 13 UVA true freshmen to see action in 2018 ... retained redshirt under new NCAA rules.

HIGH SCHOOL AND PERSONAL

Played defensive back at Eastern View High School for head coach Gregory Hatfield ... all-conference and defensive captain ... played only one season of high school football and led team in interceptions and tackles as a senior while only appearing in nine games ... school's special teams player of the year ... also played basketball and participated in the long and high jump ... all-conference in basketball ... all-conference, all-region and all-state in track & field ... team captain on the track team and the MVP ... member of honor roll all through high school ... member of the National Honor Society ... won the excellence in history award ... member of Senior Student Council ... Advanced Diploma ... son of Charlee and Damian King ... has two younger brothers, Ashton and Ian ... enjoys music, writing and solving a Rubik's cube ... volunteer works includes Big Brothers Big Sisters of America and working with local food drives.

T.J. KITTS



Tight End • 6-0 • 200 • Junior
Tazewell, Va. • Tazewell HS

AT VIRGINIA

2019 - Did not appear in any games. **2018** - Did not appear in any games. **2017** - Did not appear in any games.

HIGH SCHOOL AND PERSONAL

A quarterback at Tazewell High School for head coach Shane Allen ... was a four-year letterwinner and a two-time Pocahontas Coal Association/Bluefield Daily Telegraph player of the week ... four-time recipient of the New People's Bank Player of the Week award ... two-time team captain ... rushed for over 2,000 yards and passed for over 1,000 yards in two years at quarterback ... All-Conference 39 honoree ... two-time team offensive player of the year ... four-year letterwinner in basketball ... three-year team captain and started every game for last three seasons ... All-Conference 39 in basketball and track in the 400 and 4x100 relay ... son of Tim and Sharon Kitts.

DARREN KLEIN



Safety • 6-0 • 190 • Sophomore
Crozet, Va. • Western Albemarle HS

AT VIRGINIA

2019 - Did not appear in any games. **2018** - Did not appear in any games ... named to ACC Honor Roll.

HIGH SCHOOL AND PERSONAL

Was a running back and safety at Western Albemarle High School for head coach Ed Redmon ... team captain in 2017 ... named all-conference in 2015 and 2016 ... all-region in 2017 and All-Central Virginia in 2017 ... also played lacrosse and earned All-Central Virginia honors ... member of the honor roll and National Honors Society ... in the Top 10 percent of his graduating class ... member of the Fellowship of Christian Athletes ... son of Mary Farsetta and David Klein ... has one sister ... father, David, played football at Georgetown.

MIKE KOSAR



Tight End • 6-6 • 235 • RS-Freshman
Woodbridge, Va. • Saint John Paul the Great Catholic

AT VIRGINIA

2019 - Did not appear in any games.

HIGH SCHOOL AND PERSONAL

Played tight end and defensive end at Saint John Paul the Great Catholic for head coach Donald Turner (2017-18) and Jerry Sarchet (2018) ... four-year letterwinner and a second-team all-state honoree in 2017 at defensive end ... second-team all-state tight end in 2018 ... set a single-season school record with 323 receiving yards as senior ... tied a single-season school record with nine sacks as a junior ... team captain as a senior ... won the Wolf Award, which demonstrates the characteristics and ideals of the school on and off the field ... also earned two letters in basketball where he helped JP to the state playoffs in 2019 and helped them win the Mount Vernon Tournament ... also a team captain as a senior ... member of the National Honor Society, the Spanish Honor Society, Principal's Honor Roll and graduated with Highest Honors ... volunteers with Habitat For Humanity and Carpenter's Shelter ... cooked food for homeless at Carpenter's Shelter ... volunteered for the Special Olympics in Virginia and an alter server at local church ... also a member of the church's Pastoral Council, which oversees the operations of the church ... son of Corrine and Michael Kosar ... father, Michael, played football from 1979-83 at The Catholic University of the America ... cousin, Richie Shaffer, played baseball at Clemson and was a 2012 first round draft pick of the Tampa Bay Rays, making his MLB debut with the organization in 2012 ... cousin, Sean Pogorelc, is a junior on the football team at Carnegie Mellon ... cousin, Chris Shaffer, played football at Appalachian State from 2011-13 ... cousin, Brian McManus, played football at Bridgewater College from 2012-14 ... can make maple syrup from scratch ... loves to fish and caught a 104-inch, 170-pound striped marlin in Cabo San Lucas, Mexico ... also caught a 65-inch, 143-point halibut in Cook Inlet, Alaska.

JONATHAN LEECH



Offensive Tackle • 6-4 • 270 • RS-Freshman
Hoschton, Ga. • Mill Creek HS

AT VIRGINIA

2019 - Appeared in two of UVA's 14 games ... made collegiate debut against Old Dominion ... also saw time against Duke ... appeared mostly on offense ... one of 17 UVA true freshmen to see time ... retained redshirt under new NCAA rules.

HIGH SCHOOL AND PERSONAL

Played offensive line at Mill Creek High School for head coach Trent Slear ... was a 2018 first-team all-county selection after helping Mill Creek to an 8-4 record and a second-round appearance in the state tournament ... attended the same high school as current UVA center Tyler Fannin ... a three-star recruit by ESPN.com, Rivals.com and 247sports.com.

**NUSI
MALANI****Defensive Line • 6-6 • 250 • Freshman
San Bruno, Calif. • Junipero Serra HS****HIGH SCHOOL AND PERSONAL**

Played defensive end at Junipero Serra High School for head coach Patrick Walsh ... named West Catholic Athletic Defensive Lineman of the Year and named Bay Area Preps HQ's Defensive Player of the Year in 2019 ... rated No. 15 player in the Bay Area by San Jose Mercury News in its preseason Feb 40 ranking ... made 61 tackles, including 35 solo stops as a senior ... added 4.0 sacks and caused one fumble as a senior ... finished with 7.0 tackles for loss ... helped Serra to the 2019 CIF D1-A state final ... played on Serra's junior varsity team as a sophomore due to ACL knee injury, then joined varsity for postseason play that saw team win the 2017 CIF Division 2-AA state championship ... a three-star recruit by ESPN.com, Rivals.com and 247sports.com ... competes in discus and shot put for track squad ... finished third in shot put at 2019 WCAL finals with a personal best of 48-3 ... plays center on school's basketball team.

**COLBY
MCGHEE****Offensive Tackle • 6-3 • 285 • Freshman
Orange, Va. • Orange County HS****HIGH SCHOOL AND PERSONAL**

Played offensive line at Orange County High School for head coach Jesse Lohr ... earned first-team All-Jefferson District and first-team all-area (Central Virginia) as a senior ... named Orange County Football Scholar-Athlete ... earned the Iron Hornet Award for weight room success ... named Orange County Lineman of the Year and was a football captain ... also played lacrosse as a defenseman where he was a team captain ... honor graduate and associate editor of the yearbook ... vice president of the Varsity Club ... member of the Freshman Assistance Program and part of the leadership committee that planned pep rallies ... volunteer work includes helping set up and coach local youth football camps ... son of Sherri and Mark McGhee ... has two older brothers, Kameron and Dylan ... enjoys pick-up basketball, reading and chopping wood.

**A.J.
MEJIA (MEH-HEE-UH)****Placekicker • 5-10 • 175 • Junior
Fairfax, Va. • Paul VI****AT VIRGINIA**

2019 - Appeared in two of UVA's 14 games ... kicked a successful on-side kick at Louisville ... also appeared in the Orange Bowl against Florida. **2018** - Appeared in five of UVA's 13 games ... appeared in UVA's season-opening win against Richmond and was a perfect 6-of-6 on PATs ... made both his PAT attempts at Indiana ... made 6-of-6 PATs against Ohio in Nashville ... kicked the successfully recovered on-side kick at NC State. **2017** - Appeared in all 13 of UVA's games ... set the UVA freshman record for most points kicking with 61, breaking the previous record held by Kyle Kirkeide (60, 1993)... made collegiate debut against William & Mary and was a perfect 4-of-4 on PATs ... made first collegiate field goal against Indiana, connecting on a 22-yard attempt to put UVA up early, 3-0 ... connected on a 28-yard field goal against UConn ... was also a perfect 5-of-5 on PATs ... was 7-of-7 on PATs at Boise State ... went 4-of-4 on PATs against Duke ... made both of his field goal attempts at North Carolina ... connected from 20 and 27 yards against the Tar Heels ... also was a perfect 2-of-2 on PATs at UNC ... connected on a 38-yard field goal against Boston College ... was 2-of-2 on PATs at Pitt ... connected on all three field goal attempts (36, 23, 33) against Georgia Tech and was a perfect 5-of-5 on PATs ... was 3-of-3 on PATs at Louisville ... was 4-of-4 on PATs at No. 2 Miami ... made his only PAT against Navy in the Military Bowl.

HIGH SCHOOL AND PERSONAL

Was a kicker and punter at Paul VI High School for head coach Joe Sebastian ... earned two letters ... was 6-of-8 on field goals as a senior and earned second-team All-VISAA ... ranked a four-and-a-half-star kicker by Kohl's Kicking ... two-year letterwinner in baseball ... hit .363 in conference with a .953 fielding percentage at third base ... an All-WCAC honorable mention honoree and NOVA Baseball Magazine Utility Nine ... student ambassador ... member of the Spanish Club and was a peer mentor ... son of Adam and Kathy Mejia ... has an older brother, Adam ... brother, Adam, played football at Texas Lutheran.

MEJIA FIELD GOALS

Year	G/GS	FGM	FGA	PCT.	1-19	20-29	30-39	40-49	50+	LG	PAT
2017	13/0	8	12	.667	0-0	5-5	3-3	0-4	0-0	38	37-37
2018	5/0	1	4	.250	0-0	0-0	1-4	0-0	0-0	32	14-14
2019	1/0	0	0	.000	0-0	0-0	0-0	0-0	0-0	-	0-0
Career	18/0	9	16	.563	0-0	5-5	4-7	0-4	0-0	38	51-51

GRANT MISCH (MISH, RHYMES WITH FISH)



Tight End • 6-4 • 250 • Sophomore
Sterling, Va. • Potomac Falls HS

AT VIRGINIA

2019 - Appeared in all 14 of UVA's games ... made first career reception and first career touchdown catch on the same play at North Carolina ... caught a six-yard pass for the score against the Tar Heels. **2018** - Appeared in one of UVA's 13 games ... one of 13 UVA true freshmen to see action in 2018 ... made collegiate debut at Georgia Tech ... started against the Yellow Jackets at defensive end and made one tackle ... retained redshirt under new NCAA rules ... made move to tight end for the 2019 spring.

HIGH SCHOOL AND PERSONAL

Played tight end and linebacker at Potomac Falls High School for head coach Paul Barnes ... first-team all-conference linebacker in 2017 after making 56 tackles and three sacks ... named team's defensive MVP ... also earned first-team all-region and all-county at linebacker ... earned second-team all-conference honors at tight end ... made 96 tackles, 11.5 tackles for loss and 3.5 sacks as a junior, earning first-team all-conference honors, while being named second-team all-region and first-team all-county ... also played basketball at Potomac Falls ... two-time team captain for the hoops team ... son of Robert and Kimberly Misch ... a three-star recruit by ESPN.com, Rivals.com and 247sports.com.

MISCH RECEIVING

Year	G/GS	No.	Yds.	Avg.	LP	TD	YPG
2018	1/0	0	0	0.0	0	0	0.0
2019	14/0	1	6	6.0	6	1	0.4
Career	15/0	1	6	6.0	6	1	0.4

HAYDEN MITCHELL



Wide Receiver • 6-0 • 190 • Junior
Richmond, Va. • St. Christopher's

AT VIRGINIA

2019 - Appeared in all 14 of UVA's games ... made first two career receptions against William & Mary, recording 49 receiving yards with a long of 28 ... made a special teams tackle at North Carolina ... caught one pass for two yards in the ACC Championship game against Clemson ... saw most of his time on special teams. **2018** - Appeared in five of UVA's 12 games ... made collegiate debut against Pitt ... has seen all his time on special teams ... named to ACC Honor Roll. **2017** - Did not appear in any games ... named to ACC Honor Roll.

HIGH SCHOOL AND PERSONAL

Played wide receiver at St. Christopher's for head coach Lance Cleland ... two-year letterwinner and captain as a senior ... made 49 catches as a senior and set a single-season school record with 1,345 receiving yards ... set a single-season school record with 14 receiving touchdowns ... set single-game school records of 226 receiving yards and 27 yards per catch in a game ... first-team All-Prep ... first-team VISAA all-state ... first-team All-Metro ... 1,345

receiving yards as a senior rank No. 2 all-time in Richmond Metro football history for a single season ... named Lexus Pursuit of Perfection athlete in Richmond in 2016-17 ... four-year letterwinner in baseball ... captain as a senior ... two-time first-team All-Prep in baseball ... second-team VISAA all-state as a senior ... attained High Honors all four years ... son of Dave and Meleah Mitchell ... has two sisters, Bronwyn and Carlyn.

MITCHELL RECEIVING

Year	G/GS	No.	Yds.	Avg.	LP	TD	YPG
2018	5/0	0	0	0.0	0	0	0
2019	14/0	3	51	17.0	28	0	3.6
Career	19/0	3	51	17.0	28	0	2.7

DAJUAN MOORE



Inside Linebacker • 6-0 • 245 • Sophomore
Waynesboro, Va. • Waynesboro HS

AT VIRGINIA

2019 - Did not appear in any games. **2018** - Did not appear in any games ... named to ACC Honor Roll.

HIGH SCHOOL AND PERSONAL

Played quarterback and outside linebacker at Waynesboro High School for head coach Derek McDaniel ... three-year letterwinner at Waynesboro ... earned second-team all-city and all-county honors at quarterback ... finished senior season with 641 yards passing and seven touchdowns ... did not throw an interception ... rushed for 816 yards and 12 touchdowns while averaging 6.18 yards per carry ... earned first-team All-Valley District Offensive All-Purpose honors ... named WHSV Student-Athlete of the Week honors ... 2017 Co-Little Giants Award winner and 2017 Team MVP (TD Club) ... also was a three-year letterwinner on the basketball team ... averaged 7.9 points and 5.4 rebounds a game as a senior, earning second-team All-Valley District and second-team all-region honors ... member of the National Honor Society ... son of Angela and DeWayne Moore ... has an older brother, Christopher Logan, and an older sister, Christina Logan ... is cousins with former UVA All-American quarterback, Shawn Moore.

SEAN MOORE



Defensive Back • 6-1 • 165 • RS-Freshman
Cutler Bay, Fla. • Guilliver Prep

AT VIRGINIA

2019 - Did not appear in any games.

HIGH SCHOOL AND PERSONAL

Played wide receiver and defensive back at Gulliver Prep for head coach Earl Sims ... earned first-team all-conference and second-team All-Dade County ... son of Shana Lammie ... has two younger brothers, Keegan and Ryan ... has a younger sister, Aryana ... high school coach, Earl Sims, was a three-year letterwinner for Virginia (1998, 2000-01) at linebacker ... high school teammates with current UVA teammate D'Sean Perry and Mandy Alonso.

**NATE MORRIS**

Defensive End • 6-2 • 220 • Freshman
Glen Allen, Va. • Glen Allen HS

HIGH SCHOOL AND PERSONAL

Played offensive and defensive line at Glen Allen High School for head coach Perry Jones, a former UVA running back ... selected to the North roster for the Big River Rivalry game at Randolph-Macon ... finalist for the Richmond Metro Area Humanitarian Player of the Year Award, given by the Touchdown Club of Richmond ... as a senior made 36 pancake blocks, 30 tackles, eight tackles for loss, forced one fumble and recovered another ... a team captain as a senior ... also participated in track & field ... AP Scholar with Distinction ... made honor roll every ... Spanish Honor Society ... Math National Honor Society, recorded a perfect score on math/science ACT sections ... part of the Building a Culture of Kindness Freshman Mentor Group and was a FCA participant ... recorded 535 community service hours in high school via mission trips to Washington, D.C., Logan, W.Va., New York City and Taylorsville, N.C., with a program called youthworks ... son of Becky and Brad Morris ... has two younger brothers, Drew and Seth ... father, Brad, played football at JMU from 1990-94 ... enjoys hiking, weightlifting and disc golf.

BRENTON NELSON

Free Safety • 5-11 • 185 • Senior
Miami, Fla. • DeMatha Catholic (Md.)

BRENTON NELSON'S CAREER HIGHS

Tackles: 11 vs. Boston College, Oct. 21, 2017

Tackles for Loss: 1.0 four times, last vs. Old Dominion, Sept. 21, 2019

Pass Breakups: 2 two times, last at Virginia Tech, Nov. 23, 2018

Interceptions: 1 six times, last vs. Duke, Oct. 19, 2019

Long Interception Return: 18 vs. UConn, Sept. 16, 2017

HONORS

2017 - ACC Defensive Rookie of the Year ... VaSID Defensive Rookie of the Year ... VaSID all-state second-team.

AT VIRGINIA

2019 - Appeared in UVA's first eight games with five starts before missing the remainder of the season with an injury ... in the season opener at Pitt he finished the game with seven tackles ... made one stop against William & Mary ... made three tackles in the win over Florida State ... made two tackles and 1.0 tackles for loss in the win over Old Dominion ... broke up a pass at No. 10 Notre Dame ... made three stops at Miami ... made one tackle and intercepted a pass against Duke ... returned his interception for 17 yards ... made two tackles at Louisville. **2018** - Started 12 of UVA's 13 games ... in the season-opening win over Richmond he made four tackles and notched an interception, which he returned three yards against the Spiders ... made three tackles, 0.5 tackles for loss and broke up a pass against Ohio in Nashville ... made five tackles in UVA's ACC-opening win over Louisville ... made three tackles at NC State ... made three stops and broke up a pass against No. 16 Miami ... made three tackles at Duke ... made four tackles and broke up one pass against North Carolina ... made three tackles against Pitt ... made four tackles and broke up a key fourth down passing attempt against Liberty ... made three stops and 1.0 tackle for loss at

Georgia Tech ... made two tackles and broke up two passes against Virginia Tech ... made four tackles against South Carolina in the Belk Bowl. **2017** - Started all 13 of UVA's games ... made collegiate debut against William & Mary ... recorded his first collegiate tackles against Indiana, finishing with six ... made eight tackles and two pass breakups against UConn ... also intercepted one pass in the end zone against the Huskies and returned it 18 yards ... made five tackles, one for a loss of two yards, and intercepted a pass in road win at Boise State ... also broke up one pass against the Broncos ... made five tackles in home win over Duke ... made four stops, broke up one pass and intercepted his third pass of the season at North Carolina ... returned his pick eight 12 yards against the Tar Heels ... made 11 tackles against Boston College ... also recorded 0.5 tackles for loss against the Eagles ... made six stops at Pitt ... made three tackles, 0.5 tackles for loss and intercepted one pass against Georgia Tech ... made four tackles at Louisville ... made one stop at No. 2 Miami and broke up one pass ... made five stops against Virginia Tech ... made six tackles against Navy in the Military Bowl. **2016** - Did not appear in any games.

HIGH SCHOOL AND PERSONAL

Played safety at DeMatha Catholic for head coach Elijah Brooks in 2015 ... previously played cornerback at Winter Springs High School in Florida for head coach Rodney Brewington ... earned All-Met honors in 2016 as DeMatha was WCAC and regional champions ... led Florida in interceptions in 2013 while at Winter Springs with 10 ... was a two-time all-conference selection ... also earned all-state and All-American honors while at Winter Springs ... also participated in track and field at both DeMatha and Winter Springs ... broke the long jump (22.5) and triple jump (45.3) record at Winter Springs ... also broke the long jump (23.05) and triple jump (47.5) at DeMatha ... while at DeMatha was an All-American in track .. earned all-county, all-conference, all-region and all-state honors in track at Winter Springs ... volunteer work includes Martha's Table, a non-profit in Washington, D.C., that gives food to elementary schoolers and homeless ... son of Tashunda Edwards ... has four older brothers, Markell, Darwin, Antonio and Tavarous.

NELSON DEFENSIVELY

Year	G/GS	S	A	Tot.	TFL	QBS	FR	FC	PBU	Int	BIK
2017	13/13	35	29	64	2-3	0-0	0	0	6	4-31	0
2018	13/12	25	16	41	1.5-4	0-0	0	0	8	1-3	0
2019	8/5	12	7	19	1-3	0-0	0	0	2	1-17	0
Career	34/30	72	52	124	4.5-10	0-0	0	0	16	6-51	0

RYAN NELSON



Offensive Guard • 6-6 • 315 • Junior
Buena Park, Calif. • Buena Park HS

HONORS

2020 - Preseason Athlon Sports All-ACC (fourth). **2019** - Preseason Athlon Sports All-ACC (fourth).

AT VIRGINIA

2019 - Started all 14 games at left guard ... helped block for quarterback Bryce Perkins, one of two quarterbacks in the nation with 3,000+ passing yards and 700+ rushing yards ... blocked for Perkins as he broke the UVA single-season passing record and single-season total offense record. **2018** - Started all 13 of UVA's games at left tackle ... made collegiate debut against Richmond ... a key blocker for Bryce Perkins, who was one of two players in the nation with 2,600+ passing yards (2,680) and 900+ rushing yards (923), joining Oklahoma's Kyler Murray ... Perkins finished the season No. 1 in the ACC and No. 13 in the nation with 206 points responsible for ... Perkins was also No. 3 in the ACC and No. 21 in the nation with 3,603 yards of total offense. **2017** - Did not appear in any games.

HIGH SCHOOL AND PERSONAL

Played offensive and defensive line at Buena Park High School for head coach Anthony White ... first-team all-county in 2016 ... 2016 MVP of the Freeway League ... first-team All-Freeway League in 2015 and 2016 ... third-team all-county in 2015 ... second-team All-Freeway League in 2014 ... made 51 tackles and recorded six sacks in 2016 on defense ... second-team All-Freeway League in basketball in 2016 and a league finalist in the shotput and discus in 2016 ... son of Charles and Pamela Nelson ... father, Charles, played football at Lambuth University in Jackson, Tenn. ... has an older brother, Troy ... brother, Troy, played three years of baseball (2014) at Northwestern-St. Paul ... rated a three-star recruit by ESPN.com, Rivals.com, 247Sports.com and Scout.com.

UGO (YOU-GO) OBASI (OH-BAH-SEE)



Wide Receiver • 6-0 • 195 • Sophomore
Baltimore, Md. • Milford Mill Academy

AT VIRGINIA

2019 - Appeared in three of UVA's 14 games ... made season debut at No. 10 Notre Dame ... battled injuries throughout the season. **2018** - Appeared in 10 of UVA's 13 games ... did not play against Indiana, Pitt or in the Belk Bowl ... named to ACC Honor Roll ... one of 13 UVA true freshmen to appear in 2018 ... one of eight UVA true freshmen to make collegiate debut against Richmond in the season opener.

HIGH SCHOOL AND PERSONAL

Played wide receiver, cornerback and safety at Milford Mill Academy for head coach Reggie White ... earned all-county, all-conference and all-state honors in 2016 and 2017 at Milford Mill Academy ... was team MVP in 2015 ... earned first-team All-Met honors in

2016 and second-team All-Met honors in 2017 ... led Milford to the 3A state title game with 35 receptions for 717 yards and 11 touchdowns in 2017 ... caught 49 passes for 939 yards and 13 touchdowns in 2016 as a junior ... also played small forward on the basketball team, earning team MVP honors in 2014, 2015 and 2016 ... on the Principles Dean List and honor roll and Milford Mill Academy ... volunteer work includes 100 for 100 food give away, talking to the youth at Scotts Branch Elementary and canned food drives ... son of Chinyere Whiting ... has two brothers, Harmony and Jesse ... enjoys fishing and horseback riding ... a three-star recruit by ESPN.com, Rivals.com, Scout.com and 247sports.com ... name is pronounced You-Go, Oh-Bah-See.

OLUSEGUN (O-LIEU-SHEH-GOON) OLUWATIMI (O-LIEU-WAH-TIMMY)



Center • 6-3 • 305 • Junior
Upper Marlboro, Md. • DeMatha/Air Force

HONORS

2020 - Phil Steele Preseason All-ACC (third) ... Athlon Sports Preseason All-ACC (third). **2019** - All-ACC (HM) ... VaSID all-state (first).

AT VIRGINIA

2019 - Started 13 of UVA's 14 games at center ... missed the start against Old Dominion with a hand injury, but played at both guard positions against the Monarchs ... set the pass protection and had a 97 percent target success rate in five-on-five/six protections ... allowed zero sacks and zero quarterback hits ... helped block for quarterback Bryce Perkins, one of two quarterbacks in the nation with 3,000+ passing yards and 700+ rushing yards ... blocked for Perkins as he broke the UVA single-season passing record and single-season total offense record. **2018** - Did not appear in any games ... sat out season to serve a year of residence due to the NCAA transfer rule.

PREVIOUS SCHOOL

Spent the 2017 season at the Air Force Academy, but did not play in any games.

HIGH SCHOOL AND PERSONAL

Played offensive line at DeMatha Catholic for head coach Elijah Brooks ... team captain as a senior ... twice was named all-conference ... named an Eastbay Freshman All-American ... played his freshmen season on varsity at Archbishop Carroll ... was on the Principal's List every semester in high school ... son of Yetunde and Olufemi Oluwatimi ... has four brothers and one sister ... his brother, Oluwaseun Oluwatimi, is a defensive lineman at Maryland.

**HUNTER PEARSON**

Placekicker • 6-2 • 210 • Sophomore
Seneca, S.C. • Seneca HS

AT VIRGINIA

2019 - Did not appear in any games. **2018** - Appeared in two of UVA's 13 games ... one of 13 UVA true freshmen to appear in 2018 ... named to ACC Honor Roll ... made collegiate debut against Louisville in the ACC opener ... became the ninth UVA true freshman to see time ... was 2-of-2 on field goal attempts against the Cardinals with makes of 28 and 24 yards ... was 3-of-3 on PATs ... was 2-of-2 on PATs at NC State ... retained redshirt under new NCAA rules.

HIGH SCHOOL AND PERSONAL

Was a placekicker at Seneca High School for head coach Hall Capps ... earned All-Western 3A Conference honors three years in a row ... was 8-of-10 on field goal attempts in 2017 with a long of 49 ... did not play football until he reached high school ... grew up playing sports year around, including basketball, baseball and soccer ... honor roll student ... son of Jeff and Becky Pearson ... has an older sister, Hayley ... volunteered with "Shop with a Bobcat," a school event where underprivileged children are taken Christmas shopping ... enjoys fishing and all sports.

PEARSON FIELD GOALS

Year	G/GS	FGM	FGA	PCT.	1-19	20-29	30-39	40-49	50+	LG	PAT
2018	2/0	2	2	1.000	0-0	2-2	0-0	0-0	0-0	28	6-6

D'SEAN PERRY

Linebacker • 6-3 • 230 • RS-Freshman
Miami, Fla. • Guilliver Prep

AT VIRGINIA

2019 - Did not appear in any games.

HIGH SCHOOL AND PERSONAL

Played linebacker, defensive line and tight end at Gulliver Prep for head coach Earl Sims ... named the South Florida Conference's 2018 Defensive Player of the Year ... finished his senior season in 2018 with 89 tackles, 16.0 tackles for loss, 3.0 sacks and three interceptions ... helped Gulliver Prep to an 8-4 record and a playoff berth in 2018, losing in the regional semifinal ... as a junior he made 53 tackles, 15.0 tackles for loss, 6.0 sacks and recovered a fumble ... graduates with 199 career tackles, 41.0 tackles for loss and 15.0 sacks ... on Team USA U19 and appeared in the International Bowl in Dallas, Texas ... also played high school basketball ... high school coach, Earl Sims, was a three-year letterwinner for Virginia (1998, 2000-01) at linebacker ... attended the same high school as current Cavalier DE Mandy Alonso ... a three-star recruit by ESPN.com, Rivals.com and 247sports.com.

TONY POLJAN (POLE-JAN)

Tight End • 6-7 • 260 • Senior
Lansing, Mich. • Lansing Catholic HS/Central Michigan

PREVIOUS SCHOOL

A 2019 graduate from Central Michigan, earning a degree in finance ... appeared in 37 career games for Central Michigan over the 2017, 2018 and 2019 seasons ... earned second-team All-MAC honors in 2019 after catching 33 passes for 496 yards and four touchdowns for the Chippewas ... came to CMU as a quarterback ... opened the 2018 season as the starting quarterback for CMU before making the move to tight end ... amassed 703 passing yards on 89-of-168 passing with two touchdowns during the 2017 and 2018 seasons ... also rushed 91 times for 248 yards and two more scores ... left CMU with 45 career receptions for 718 receiving yards and six receiving touchdowns.

HIGH SCHOOL AND PERSONAL

Was a 2016 graduate of Lansing Catholic High School where he played quarterback for head coach Jim Ahem ... named the No. 17 recruit in Michigan by the *Detroit Free Press* ... ranked No. 20 in the state on the *Lansing State Journal* Catch-22 list ... completed 390-of-670 passes for 6,090 yards and threw for 58 touchdown passes in high school career ... ran for 3,118 yards on 500 carries and scored 58 touchdowns ... named the Michigan Gatorade Player of the Year in 2015 ... earned a spot on the ESPN 300 as a senior ... named to Detroit News Division 5 first-team all-state ... first-team *Detroit Free Press* Division 5 All-Stater ... first-team *Associated Press* Division 5-6 All-State ... named the *Lansing State Journal* player of the year in 2015 ... led team to two district championships, two regional titles, a state championship game appearance (2014) and a state semifinal berth (2015) ... four-year letter winner ... basketball standout scored more than 1,000 career points ... four-time all-league selection in basketball ... named to Mr. Basketball Watch List prior to senior season ... was named to *Lansing State Journal* Dream Team three times ... earned four letters in track and field and three in basketball ... last name is pronounced POLE-jan.

POLJAN RECEIVING

Year	G/GS	No.	Yds.	Avg.	LP	TD	YPG
2017*	13/0	5	97	19.4	30	0	7.5
2018*	12/5	7	125	17.9	29	2	10.4
2019*	12/12	33	496	15.0	53	4	41.3
Career	37/17	45	718	16.0	53	6	18.4

* - denotes season played at Central Michigan

DARNELL PRATT



Wide Receiver • 6-3 • 190 • Junior
Ellicott City, Md. • Our Lady of Good

AT VIRGINIA

2019 - Appeared in eight of UVA's 14 games ... made collegiate debut against Duke ... notched one tackle against Georgia Tech ... saw most of his time on special teams. **2018** - Did not appear in any games. **2017** - Did not appear in any games.

HIGH SCHOOL AND PERSONAL

Played wide receiver at Our Lady of Good Counsel for head coach Bob Milloy ... was a four-year letterwinner ... three-time WCAC all-conference wide receiver selection ... caught 30 passes for 740 yards in 2014 and six touchdowns ... caught 28 catches for 540 yards and four touchdowns as a junior in 2015 ... caught 16 passes for 245 yards and two touchdowns in 2016 ... 2016 WCAC track & field MVP ... helped track & field team capture a conference title ... broke the State of Maryland record in the 200-meter dash with a time of 20.94 ... in 2015 was named *Baltimore Sun's* Track and Field Athlete of the Year for winning the title in the 100-, 200- and 400-meter dash in the county, regional and state level ... a two-time New Balance National High School Outdoor All-American in the 200-meter dash in 2015 and 2016 ... won the 400-meter dash title in the WCAC Track and Field championship and broke the National Record at the New Balance High School National Championship in the freshmen 400-meter dash with a time of 48.47 in 2014 ... father, Darnell Pratt, Sr., played college football at North Carolina and Texas Tech ... rated a two-star recruit by ESPN.com, Rivals.com, 247Sports.com.

PRATT DEFENSIVELY

Year	G/GS	S	A	Tot.	TFL	QBS	FR	FC	PBU	Int	BIK
2019	8/0	2	1	3	0-0	0-0	0	0	0	0	0

JOSHUA RAWLINGS



Tight End • 6-5 • 245 • Freshman
Pittsburgh, Pa. • Woodland Hills HS

HIGH SCHOOL AND PERSONAL

A January 2020 enrollee ... played tight end and defensive end at Woodland Hills High School for head coach Tim Bostard ... earned first-team all-conference honors in 2019 after making 25 catches for 543 yards and five touchdowns ... named Rivalry Series Scholar-Athlete ... three-year varsity starter ... a three-star recruit by ESPN.com Rivals.com and 247sports.com.

JARED RAYMAN



Quarterback • 6-2 • 180 • RS-Freshman
Atlanta, Ga. • Pace Academy

AT VIRGINIA

2019 - Did not appear in any games.

HIGH SCHOOL AND PERSONAL

Played quarterback at Pace Academy for former UVA All-American Chris Slade ... four-year letterwinner and was a captain in 2017 and 2018 ... as a senior passed for 2,500 yards and 22 touchdowns ... also rushed for 770 yards and 10 touchdowns ... was the team's MVP on offense ... all-region as a senior ... Positive Athlete Georgia in 2015 ... played in the Georgia Elite Classic All-Star game ... member of the National Honor Society ... in 2018 won the Ceramic Arts Laureate and Crissa Nuelle Hawkins Award ... in 2019 named Ceramic Scholastic Honorable Mention and Ceramic Scholastic Golden Key ... won the 2019 Pace Academy Headmaster's Award ... volunteer work includes working the Pace Summer Football Camp for youth ... also volunteered with the Christopher League, a baseball game for autistic, physically and mentally challenged kids ... also volunteered with Jerel's Kids in Need, which donates and collects athletic equipment for less fortunate kids ... helped with Superfest Football Camp, a camp sponsored by the Super Bowl for kids with Down syndrome ... son of Rosalinda and Steve Rayman ... has an older brother, Justin ... grandfather, Joe Raymond, was a prospect in the Brooklyn Dodgers organization ... enjoys fly fishing, working on an airplane pilot license and is an award-winning potter.

JORDAN REDMOND



Nose Tackle • 6-0 • 290 • Sophomore
Kissimmee, Fla. • Osceola HS

JORDAN REDMOND'S CAREER HIGHS

Tackles: 4 vs. Louisville, Sept. 22, 2018
Tackles For Loss: 1.5 vs. Louisville, Sept. 22, 2018
Sacks: 0.5 vs. Louisville, Sept. 22, 2018

HONORS

2018 - ESPN.com Mid-Season Freshman All-American.

AT VIRGINIA

2019 - Appeared in three of UVA's 14 games. **2018** - Appeared in eight of UVA's 13 games with five starts, including the Belk Bowl against South Carolina ... one of 13 UVA true freshmen to appear in 2018 ... one of eight UVA true freshmen to make collegiate debut in the season-opening win over Richmond ... started at nose tackle, becoming the first UVA true freshman to start a season opener on the defensive line since 2002 when DE Kwakou Robinson started against Colorado State ... he is only the fourth UVA freshman (true or redshirt) since 1986 to start a season opener on the defensive line ... started against Ohio in Nashville and made one tackle ... made four tackles, 1.5 tackles for loss and shared a sack with Jordan Mack in the ACC opener against Louisville ... made two stops against Pitt ... made one tackle against Liberty.

**HIGH SCHOOL AND PERSONAL**

Played defensive line at Osceola High School for head coach Doug Nichols ... helped Kowboys to a 10-1 record his senior season ... reached regional semifinals of Class 8A playoff ... made 41 tackles and 9.0 sacks in 2017 as a senior ... named to all-county team as a junior and senior ... ranks No. 18 on the Sentinel Central Florida's Super60 list ... made 46 stops and 7.5 sacks as a junior in 2016 ... son of Juwan Crockett and Howard Redmond ... heavyweight on high school wrestling squad ... a three-star recruit by ESPN.com, Rivals.com, Scout.com and 247sports.com.

REDMOND DEFENSIVELY

Year	G/GS	S	A	Tot.	TFL	QBS	FR	FC	PBU	Int	BIK
2018	8/5	5	5	10	2-3	0.5-1	0	0	0	0	0
2019	3/0	0	0	0	0-0	0-0	0	0	0	0	0
Career	11/5	5	5	10	2-3	0.5-1	0	0	0	0	0

SAMSON REED

Defensive Line • 6-2 • 275 • Sophomore
Laie, Hawaii • Kahuku HS

**AT VIRGINIA**

2019 - Did not appear in any games. **2018** - Did not appear in any games.

HIGH SCHOOL AND PERSONAL

Played defensive line at Kahuku High School for head coaches Vae Tata and Makoa Freitas ... three-year varsity starter ... first-team all-state and first-team all-division ... recorded 52 tackles, 23 tackles for loss and nine sacks as a senior ... was a finalist for Hawaii Gatorade Player of the Year ... in 2016 made 25 tackles, 13 of which were for a loss and six sacks ... made 14 stops, eight tackles for loss and three sacks as a sophomore in 2015 ... earned Adidas Freshman All-America honors in 2014 after posting 20 tackles, 11 tackles for loss and seven sacks ... team defensive lineman of the year ... four-year honor roll recipient ... 2017 Football Scholar Athlete of the Year honoree ... volunteer work includes Kahuku Red Raider in Training Youth Football Camps, A+ After School Care Program, Campus Beautification and Community Beach Clean Up ... son of Tanoai and Suzanne Reed ... dad, Tanoai, played offensive line at Hawaii from 1991-94 ... dad, Tanoai, is cousins with Dwayne "The Rock" Johnson and works as his Hollywood stunt double ... grandfather, Leroy Reed, played defensive line for Southern Miss in 1961 ... great-uncle Harlan Reed played tight end at Mississippi State and was drafted by the Green Bay Packers in 1967 ... great-uncle, Leo Reed, played offensive tackle at Colorado State and for the Houston Oilers, as well as the Denver Broncos ... enjoys snowboarding, reading (mystery and horror), watching movies and spending time with family ... a three-star recruit by ESPN.com, Rivals.com, Scout.com and 247sports.com.

DILLON REINKENSMeyer

Offensive Tackle • 6-6 • 300 • Senior
Highlands Ranch, Colo. • Valor Christian HS

HONORS

2020 - Wuerffel Trophy Watch List. **2019** - All-ACC Academic. **2018** - All-ACC Academic ... VaSID all-state (1st). **2017** - All-ACC Academic.

AT VIRGINIA

2019 - Started 13 of UVA's 14 games ... of his 12 starts, 12 came at right tackle and one came at right guard ... started the ACC Championship game at right guard ... helped block for quarterback Bryce Perkins, one of two quarterbacks in the nation with 3,000+ passing yards and 700+ rushing yards ... blocked for Perkins as he broke the UVA single-season passing record and single-season total offense record. **2018** - Started all 13 games ... started the first 12 games at center ... started the Belk Bowl at right guard ... rated as the second-highest center in the ACC by PFF ... is rated at 85 percent by PFF as a run blocker ... is rated over 90 percent by PFF as a pass blocker ... owns 50 knockdown blocks ... one of two players in the nation with 2,600+ passing yards (2,680) and 900+ rushing yards (923), joining Oklahoma's Kyler Murray ... Perkins finished the season No. 1 in the ACC and No. 13 in the nation with 206 points responsible for ... Perkins was also No. 3 in the ACC and No. 21 in the nation with 3,603 yards of total offense ... named to ACC Honor Roll. **2017** - Appeared in all 13 of UVA's games with 11 starts ... started two games at left tackle and nine at center ... made collegiate debut against William & Mary at left tackle ... was the first freshman, true or redshirt, to start a season-opening game on the offensive line for UVA since R-Fr. Will Barker started at RT in 2006 vs. Pitt. ... was the first freshman, redshirt or true, to start a season-opening game at LT since D'Brickashaw Ferguson (true freshman) in 2002 vs. Colorado State ... posted 25 knockdown blocks on the year, including a season-best five against William & Mary in the opener ... helped block for Kurt Benkert, who became the first Cavalier in program history to throw for over 3,000 yards in a single season ... named to ACC Honor Roll. **2016** - Did not appear in any games ... dressed for the Miami, Georgia Tech and Virginia Tech games ... named to ACC Honor Roll.

HIGH SCHOOL AND PERSONAL

Played offensive tackle and defensive line at Valor Christian High School for head coach Rod Sherman ... rated a three-star recruit according to ESPN.com, Scout.com and 247sports.com ... rated a two-star recruit according to Rivals.com ... a first-team all-state honoree ... a first-team All-Centennial League performer on the offensive line ... helped Valor Christian to a 12-2 record and the 2015 Class 5A state championship ... won three state titles during his four years with the Eagles.

BRAYDEN SHEFFER



Outside Linebacker • 6-3 • 225 • Freshman
West Point, Va. • West Point HS

HIGH SCHOOL AND PERSONAL

Played defensive end and tight end at West Point High School for head coaches Lewis Briggs and Jack Lawson ... notched 27.5 tackles for loss, 10 sacks, four fumble recoveries and caused two fumbles as a senior ... also made 89 tackles and picked off one pass ... earned first-team all-district and all-region honors on the defensive line ... also earned second-team all-state on the defensive line ... was a second-team all-district tight end in 2019 after notching 97 receiving yards and four touchdowns ... first-team all-district defensive end in 2018 after making 63 tackles, 20.5 tackles for loss, eight sacks, three fumble recoveries and one caused fumble ... also earned second-team all-district honors as a tight end ... two-time team defensive most valuable player ... also played basketball, baseball and track and field at West Point ... named to the Superintendent Honor Roll every semester of high school ... was National Honor Society parliamentarian ... was the Spanish Honor Society secretary ... selected for Boys State ... volunteer work includes helping remodel 4 Paws Thrift Store and assisted with Leaders of Food Drives ... lined the football field before Friday night games in 2018 ... the son of David Sheffer and Monica Anderson ... born in Williamsburg, Va. ... has an older sister, Alyssa, and two younger brothers, Maddux and Jaxton ... enjoys video games, fishing, riding four wheelers, cooking and working on vehicles.

SHANE SIMPSON



Running Back • 5-11 • 195 • Senior
Easton, Pa. • Eason HS/Towson

PREVIOUS SCHOOL

A 2019 graduate from Towson, earning a degree in sport management ... appeared in 35 career games for Towson over the 2015-19 seasons ... missed most of the 2015 and 2019 seasons with injuries and was granted a sixth year by the NCAA for 2020 ... named a first-team FCS All-American in 2018 by the Associated Press, AFCA and Hero Sports after finishing second in all of FCS with 171.5 all-purpose yards per game ... also named a 2018 second-team FCS All-American by STATS ... named the 2108 CAA Special Teams Player of the Year and was a three-time all-conference selection in 2018 (first-team at running back, second-team at kick returner and third-team at punt returner) ... also earned STATS third-team All-America honors in 2016 as kick returner and was a first-team HERO Sports Freshman All-American on the 2019 Walter Payton Award Watch List ... accumulated 1,925 career rushing yards and 13 touchdowns at Towson ... also recorded 5,088 career all-purpose yards, including 2,080 on kick return with two more scores ... position coach at Towson was former UVA running back Tyree Foreman (1999-01).

HIGH SCHOOL AND PERSONAL

Played for head coach Steve Shiffert at Easton High School ... earned first-team all-state honors after rushing for 2,124 yards and 41 touchdowns as a senior ... set school record with seven touchdowns in one game ... finished career with 4,780 rushing yards, 1,587 receiving yards and 85 touchdowns ... named a Blue/Grey

All-American ... selected to participate in the Big 33 Classic ... also a state finalist in the 100-meter dash ... son of Yolanda and Troy Simpson ... has one sister, Tenesia.

SIMPSON'S RUSHING STATS

Year	G/GS	No.	Yds.	Avg.	LP	TD	YPG
2015*	4/0	14	108	7.7	49	1	27.0
2016*	11/7	141	784	5.6	70	3	71.3
2017*	5/5	48	160	3.3	18	1	32.0
2018*	12/12	151	711	4.7	34	6	59.2
2019*	3/3	22	162	7.4	45	2	54.0
Career	35/27	376	1925	5.1	70	13	55.0

* - denotes season played at Towson

BEN SMILEY III



Defensive End • 6-4 • 260 • RS-Freshman
Chesapeake, Va. • Indian River HS

AT VIRGINIA

2019 - Appeared in two of UVA's 14 games ... made collegiate debut against William & Mary ... made two tackles in win against Duke ... one of 17 UVA true freshmen to appear in 2019 ... retained redshirt under new NCAA rules.

HIGH SCHOOL AND PERSONAL

Ben Smiley III played defensive line and offensive line at Indian River High School for head coach Glenwood Ferebee ... helped Indian River to a 12-1 record and a regional finals appearance in 2018 ... named a first-team all-region honoree in 2018 ... as a junior in 2017 he was first-team All-Tidewater after leading the Braves with 69 tackles, including 16.5 tackles for loss and 11 sacks ... earned second-team VHSL all-state honors in 2017 ... was also first-team All-Southeastern District and Class 5 Region A ... a three-star recruit by ESPN.com, Rivals.com and 247sports.com.

SMILEY DEFENSIVELY

Year	G/GS	S	A	Tot.	TFL	QBS	FR	FC	PBU	Int	BIK
2019	2/0	1	2	3	0-0	0-0	0	0	0	0	0\

**HESKIN SMITH**

Cornerback • 5-11 • 180 • Junior
Brunswick, Ga. • Brunswick HS

HESKIN SMITH'S CAREER HIGHS

Tackles: 10 vs. Clemson, Dec. 30, 2019

Tackles For Loss: 0.5 vs. Clemson, Dec. 30, 2019

Pass Breakups: 2 vs. Liberty, Nov. 23, 2019

AT VIRGINIA

2019 - Appeared in eight of UVA's 13 games with three starts ... made one stop against William & Mary ... made a stop against Georgia Tech ... made first collegiate start against Liberty and led UVA with eight tackles ... also broke up two passes against the Flames ... shared the team lead with eight tackles in the Commonwealth Cup win over Virginia Tech ... made 10 stops and 0.5 a tackle for a loss in the ACC Championship game against Clemson.

2018 - Appeared in eight of UVA's 13 games ... saw all his time on special teams ... made collegiate debut against Louisville ... made a special teams tackle at Virginia Tech. **2017** - Did not appear in any games ... switched from wide receiver to defensive back during 2018 spring practice.

HIGH SCHOOL AND PERSONAL

Played wide receiver at Brunswick High School for head coach Larry Harold ... caught 44 passes for 399 yards and two touchdowns ... rushed 29 times for 149 yards and three touchdowns ... also returned one kick for a score ... played quarterback as a junior and earned first-team 3AAAAA all-region honors with 998 total yards and 10 touchdowns ... a four-star recruit by ESPN.com ... a three-star recruit by Rivals.com, 247Sports and Scout.com.

SMITH DEFENSIVELY

Year	G/GS	S	A	Tot.	TFL	QBS	FR	FC	PBU	Int	BIK
2018	8/0	0	1	1	0-0	0-0	0	0	0	0	0
2019	8/3	20	8	28	0.5-3	0-0	0	0	2	0	0
Career	16/3	20	9	29	0.5-3	0-0	0	0	2	0	0

CHARLES SNOWDEN

Outside Linebacker • 6-7 • 235 • Senior
Silver Spring, Md. • St. Albans School

CHARLES SNOWDEN'S CAREER HIGHS

Tackles: 15 vs. Old Dominion, Sept. 21, 2019

Tackles for Loss: 3.5 vs. Old Dominion, Sept. 21, 2019

Sacks: 2.0, vs. Old Dominion, Sept. 21, 2019

Forced Fumble: 1, two times, last at Virginia Tech, Nov. 23, 2018

Punt Blocked: 1 at Miami, Nov. 18, 2017

Field Goal Blocked: 1 at Indiana, Sept. 8, 2018

Interception: 1, two times, last at Virginia Tech, Nov. 23, 2018

HONORS

2020 - Bednarik Award Preseason Award Watch List ... Butkus Award Preseason Watch List ... Bronko Nagurski Trophy Preseason Watch List ... preseason Phil Steele All-ACC (1st) ... preseason Athlon Sports All-ACC (second). **2019** - All-ACC (HM) ... VaSID all-state (second) ... Butkus Award Preseason Watch List ... preseason second-team Athlon Sports All-ACC ... preseason first-team Phil Steele All-ACC.

AT VIRGINIA

2019 - Started all 14 of UVA's games ... in UVA's opener at Pitt he finished with five tackles and 1.5 tackles for loss ... made four tackles and 1.0 sack against William & Mary ... made four tackles and broke up two passes in the win against Florida State ... named the Walter Camp National Defensive Player of the Week and the ACC Linebacker of the Week after leading all players with 15 tackles, 3.5 tackles and 2.0 sacks in the win over Old Dominion ... made three stops at No. 10 Notre Dame ... made four stops and 1.5 tackles for loss at Miami ... notched four tackles, 0.5 tackles for a loss and recovered one fumble in win over Duke ... recorded five tackles and 1.0 tackles for loss at Louisville ... led UVA with eight tackles at North Carolina ... notched six tackles against Georgia Tech ... made one stop and broke up a pass in the win over Liberty ... notched four tackles and 1.0 sack in the Commonwealth Cup over Virginia Tech ... notched four stops in the ACC Championship game against Clemson ... made five tackles and 1.0 sacks in the Orange Bowl against Florida. **2018** - Started all 13 of UVA's games ... led the nation's linebackers with nine pass breakups and 11 passes defended ... made first collegiate start against Richmond in the season-opening win ... made four tackles, 0.5 tackles for loss, broke up one pass and recorded one QB hurry against the Spiders ... made three tackles, one for a loss, and blocked a field goal at Indiana ... made two tackles against Ohio in Nashville ... named ACC Linebacker of the Week after making eight tackles, 1.5 tackles for loss, 1.0 sack, intercepting a pass and breaking up two more against Louisville in the ACC opener ... also recorded a quarterback hurry against the Cardinals ... led UVA with 11 tackles at NC State ... made nine tackles and 0.5 tackles for a loss against No. 16 Miami ... also added one quarterback hurry against the Hurricanes ... made seven tackles and 2.5 tackles for loss at Duke ... added a 0.5 sack against the Blue Devils, while recording two quarterback hurries ... made three tackles and broke up two passes against North Carolina ... made six tackles, 1.5 tackles for loss, 1.0 sack and broke up one pass against Pitt ... made three tackles against Liberty ... made two tackles at Georgia Tech ... made five tackles, broke up two passes, intercepted a pass and caused a fumble at Virginia Tech ... broke up a pass against South Carolina in the Belk Bowl. **2017** - Appeared in 10 of UVA's 13 games ... one of 17 UVA true freshmen to play ... made collegiate debut on defense at Boise State ... shared a sack with Elliott Brown for his first career tackle ... recorded a clutch sack in the Duke game on the Blue Devils' second to last offensive play ... Duke was facing a 3rd and 6 in the closing minutes and he sacked Daniel Jones for a loss of 10, setting up a 4th and 16 ... appeared in four defensive plays during the Duke game, including the final two defensive plays of the game ... shared a tackle for loss with Elliott Brown in road win at North Carolina ... made two tackles against Boston College ... made two stops against Georgia Tech ... made three tackles and forced a fumble at Louisville ... blocked a punt at No. 2 Miami ... made two tackles against Navy in the Military Bowl.

HIGH SCHOOL AND PERSONAL

Played linebacker and wide receiver at St. Albans School for head coach Gary Schnell ... named first-team All-IAC ... first-team All-DCIAA ... first-team USA Today Washington, D.C. ... recorded 35 tackles and 5.5 sacks as a senior in 2016 ... also forced two fumbles and recovered two fumbles ... plays basketball at St. Alban's for head coach O.J. Johnson, a former UVA wide receiver and tight end ... started high school career at Blake High School ... rated a three-star recruit by ESPN.com, Rivals.com, 247Sports.com and Scout.com.

SNOWDEN DEFENSIVELY

Year	G/GS	S	A	Tot.	TFL	QBS	FR	FC	PBU	Int	BIK
2017	10/0	6	7	13	2-13	1.5-11	0	1	0	0	1
2018	13/13	24	37	61	7.5-27	2.5-17	1	1	9	2	1
2019	14/14	36	36	72	11-53	5-32	1	0	4	0	0
Career	37/27	66	80	146	20.5-93	9-60	2	2	13	2	2

ROB SNYDER



Inside Linebacker • 6-2 • 240 • Senior
Lawrenceville, Ga. • Collins Hill HS

ROB SNYDER'S CAREER HIGHS

Tackles: 11, two times, last at Georgia Tech, Nov. 17, 2018

Tackles for Loss: 1.0 vs. Liberty, Nov. 10, 2018

Sacks: 1.0 vs. Liberty, Nov. 10, 2018

AT VIRGINIA

2019 - Appeared in the first four games before suffering a season-ending injury ... in the season opener at Pitt he finished with three tackles ... made one tackle and 0.5 tackles for loss against William & Mary ... made two tackles in the win over Florida State ... made seven tackles in the win over Old Dominion. **2018** - Appeared in 12 of UVA's 13 games with seven starts ... made collegiate debut in UVA's season-opening win over Richmond ... made first collegiate start at NC State and recorded seven tackles ... made five tackles against No. 16 Miami ... made five tackles at Duke ... made six tackles and 0.5 tackles for loss against North Carolina ... made 11 stops and first career sack against Liberty ... notched 11 tackles at Georgia Tech ... made three stops at Virginia Tech ... notched five tackles against South Carolina in the Belk Bowl. **2017** - Missed entire season with an upper extremity injury. **2016** - Did not appear in any games.

HIGH SCHOOL AND PERSONAL

Played linebacker, tight end and punter at Collins Hill High School for head coach Kevin Reach ... rated a three-star recruit according to ESPN.com, Rivals.com, Scout.com and 247sports.com ... a three-year varsity starter ... a 2015 first-team all-state honoree after recording 154 tackles, 91 of which were solo stops ... the 154 tackles are a school record for a season ... recorded 14 tackles for loss ... first-team all-state academic team ... named the Gwinnett County Touchdown Club linebacker of the year ... Gwinnett County first-team all-star ... first-team Touchdown Club of Atlanta All-Metro ... first-team all-state Georgia Athletics Coaches Association ... second-team all-state Georgia Sports Writers ... selected to the North-South All-Star game ... selected to the Metro All-State Game ... punting average was 36.5 yards per punt as a senior ... as a junior named first-team all-region at linebacker ... first-team all-county as a punter ... second-team all-county as a tight end ... was a two-year starter on the lacrosse team as a freshman and sophomore ... honor graduate and scholar athlete ... son of Pete and Margaret Snyder ... has an older brother, Chris ... uncle Dan Snyder played football for the US Naval Academy (Class of 1986) ... enjoys fishing sports and video games.

SNYDER DEFENSIVELY

Year	G/GS	S	A	Tot.	TFL	QBS	FR	FC	PBU	Int	BIK
2018	12/7	21	32	53	1.5-6	1.0-5	0	0	0	0	0
2019	4/0	3	10	13	0.5-1	0-0	0	0	0	0	0
Career	16/7	24	42	66	2.0-7	1.0-5	0	0	0	0	0

DEMICK STARLING



Wide Receiver • 6-0 • 170 • Freshman
Nashville, Tenn. • East Nashville Magnet HS

HIGH SCHOOL AND PERSONAL

Played wide receiver at East Nashville Magnet High School for head coach Brian Waite ... caught 34 passes for 454 yards and five touchdowns as a senior in 2019 ... carried the ball 12 times for 87 yards (7.3 yards per rush) and one score ... earned Class 3A Region 4 honors as a wide receiver ... team went 10-2 in 2019 and was ranked No. 5 in final 3A poll ... Eagles advanced to second round of state playoffs ... also runs track at ENMHS where he was all-state by the Tennessee Sports Writers Association in the 100m, 200m and 400m in 2019, his first year competing on the high school level ... won state title in 400m with time of 48.3, was second in 100m (10.74) and third in 200m (21.8) ... also plays basketball for ENMHS ... a three-star recruit by ESPN.com, Rivals.com and 247sports.com ... also plays on ENMHS basketball team ... East Nashville Magnet is Nashville's only Paideia high school.

HUNTER STEWART



Outside Linebacker • 6-2 • 220 • RS-Freshman
Alexandria, Va. • Gonzaga College HS

AT VIRGINIA

2019 - Did not appear in any games.

HIGH SCHOOL AND PERSONAL

Played linebacker and defensive end at Gonzaga College High School for head coach Randy Trivers ... earned second-team All-WCAC honors on the defensive line as a senior, helping Gonzaga go 9-3 and win the 2018 WCAC championship ... as a junior he made 69 tackles, 11 tackles for loss and two sacks ... a three-star recruit by ESPN.com, Rivals.com and 247sports.com.

**LINDELL
STONE****Quarterback • 6-0 • 230 • Senior**
Dallas, Texas • Woodberry Forest**AT VIRGINIA**

2019 - Appeared in two of UVA's 14 games ... made season debut in win over Old Dominion ... completed one pass for 12 yards in win over Duke. **2018** - Did not appear in any games. **2017** - Appeared in one of UVA's 13 games ... one of 17 UVA true freshmen to play ... made collegiate debut against Boston College ... was 2-of-9 passing for 26 yards against the Eagles.

HIGH SCHOOL AND PERSONAL

Played quarterback at Woodberry Forest for head coach Clint Alexander ... finished career breaking VISAA record for career passing yards and passing touchdowns ... broke every Prep League and Woodberry Forest passing record for a career and a season ... led the Commonwealth of Virginia in passing yards and passing touchdowns as a junior and senior ... played for Team USA's U19 team in the inaugural North American Championship against Canada on Jan. 28, 2017 in Orlando, Fla. ... completed 215-of-330 passes for 3,380 yards and 38 touchdowns as a senior in 2016 ... averaged 338 passing yards per game in 2016 ... completed over 65 percent of his passes ... helped the Tigers to a 9-1 record and a fourth-straight Prep League championship ... named VISAA Division I offensive player of the year ... first-team all-state and All-Prep League selection ... *USA Today* 2016 American Family Insurance All-USA Virginia Offensive Player of the Year ... threw for 3,494 passing yards and 39 touchdowns as a junior in 2015 ... also plays lacrosse at Woodberry Forest ... rated a three-star recruit by ESPN.com, Rivals.com, 247Sports.com and Scout.com.

STONE'S PASSING STATS

Year	G/GS	Comp.	Att.	Int.	Pct.	Yds	TD	LG	YPG
2017	1/0	2	9	2	.222	26	0	15	26.0
2019	2/0	1	2	1	.500	12	0	12	6.0
Career	3/0	3	11	3	.270	38	0	15	12.7

**RYAN
SWOBODA (SWO-BO-DUH)****Offensive Tackle • 6-10 • 290 • Junior**
Windermere, Fla. • Windermere Prep**AT VIRGINIA**

2019 - Appeared in 10 of UVA's 14 games ... started one game at left tackle and two games at right tackle ... helped block for quarterback Bryce Perkins, one of two quarterbacks in the nation with 3,000+ passing yards and 700+ rushing yards ... blocked for Perkins as he broke the UVA single-season passing record and single-season total offense record. **2018** - Appeared in all 13 of UVA's games with one start ... started the Ohio game at tight end ... made collegiate debut in the season-opening win over Richmond ... has seen time at the tackle positions and on special team ... has helped block for Bryce Perkins, who was one of two players in the nation with 2,600+ passing yards (2,680) and 900+ rushing yards (923), joining Oklahoma's Tyler Murray ... Perkins finished the season No. 1 in the ACC and

No. 13 in the nation with 206 points responsible for ... Perkins was also No. 3 in the ACC and No. 21 in the nation with 3,603 yards of total offense. **2017** - Did not appear in any games.

HIGH SCHOOL AND PERSONAL

Played offensive line at Windermere Prep for head coach Jacob Doss ... helped Windermere to a 10-1 record in 2016 and a semi-final appearance in the FHSAA Sunshine State tournament ... first-team All-SSAC honoree from the *Orlando Sentinel* ... two-time Florida Athletic Coaches Association first-team All-District 11 1A-4A honoree ... member of Windermere's 2014 11-0 FHSAA Sunshine State championship ... helped block for a running back that rushed for 1,359 yards and 19 touchdowns in 2016 ... played in the 2016 Central Florida All-Star game ... plays basketball at Windermere and won a state championship ... born in Portland, Oregon ... rated a three-star recruit by ESPN.com, Rivals.com, 247Sports.com and Scout.com.

**WAYNE
TAULAPAPA (TOWEL-LA-PAPA)****Running Back • 5-9 • 210 • Junior**
Laie, Hawaii • Punahou HS**WAYNE TAULAPAPA'S CAREER HIGHS**

Rushes: 18 vs. Florida State, Sept. 14, 2019
Rushing Yards: 77 vs. Duke, Oct. 14, 2019
Long Rush: 31 vs. Duke, Oct. 14, 2019
Receptions: 2 vs. Georgia Tech, Nov. 9, 2019
Receiving Yards: 10 vs. Clemson, Dec. 7, 2019
Long Reception: 10 vs. Clemson, Dec. 7, 2019
Rushing Touchdown: 3 vs. Florida State, Sept. 14, 2019

AT VIRGINIA

2019 - Appeared in 12 of UVA's 14 games with 12 starts ... set a UVA record for sophomores with 12 rushing touchdowns ... his 12 rushing touchdowns ranked No. 4 in the ACC ... started first career game at Pitt in the season opener ... rushed 10 times for 66 yards and first career touchdown against the Panthers ... also caught a pass for five yards ... missed William & Mary game with an injury ... rushed 18 times for 53 yards and three touchdowns in the win over Florida State ... his back-to-back touchdowns at 6:02 and 2:34 in the fourth quarter helped erase a seven-point deficit against the Seminoles ... rushed 11 times for 33 yards and a touchdown in UVA's win over Old Dominion ... rushed for 31 yards at No. 10 Notre Dame ... rushed eight times for 27 yards at Miami ... rushed 14 times for 77 yards and two touchdowns in win over Duke ... rushed 11 times for 54 yards and two scores at Louisville ... rushed for 37 yards and two touchdowns in win over Georgia Tech ... rushed six times for 17 yards and a touchdown in the Commonwealth Cup win over Virginia Tech ... rushed eight times for 43 yards in the ACC Championship game against Clemson ... also caught a pass for 10 yards against the Tigers ... rushed five times for 14 yards in the Orange Bowl against Florida. **2018** - Appeared in seven of UVA's 13 games ... one of 13 UVA true freshmen to appear in 2018 ... made collegiate debut against Miami ... saw time on special teams ... made a special teams tackle against Pitt.

HIGH SCHOOL AND PERSONAL

Played running back at Punahou High School for head coach Kale Ane ... rated a three-star recruit according to ESPN.com and Scout.com ... rated a two-star recruit according to Rivals.com and 247sports.com ... concluded career with 3,279 rushing yards and 52 touchdowns as a three-year starter for the Buffanblu ... a

first-team Honolulu Star-Advertiser all-state honoree after rushing 180 times for 1,107 rushing yards (6.2 yards per carry) and 18 touchdowns ... as a junior rushed 130 times for 1,171 yards and 20 touchdowns in eight games ... also caught 15 passes for 114 yards in 2014 ... in 2014 he was the 2014 State Championship Impact Player of the Game and a member of the Honolulu Star-Advertiser, KHON Cover 2 and ScoringLive.com first-team all-state ... member of Punahou's 2013 state title team and 2014 runner-up squad ... last name is pronounced Towel-LA-Papa ... served a two-year LDS mission to Managua, Nicaragua.

TAULAPAPA'S RUSHING

Year	G/GS	No.	Yds.	Avg.	LP	TD	YPG
2018	8/0	0	0	0.0	0	0	0.0
2019	12/12	116	473	4.1	31	12	39.4
Career	20/12	116	473	4.1	31	12	23.7

TAULAPAPA'S RECEIVING

Year	G/GS	No.	Yds.	Avg.	LP	TD	YPG
2018	8/0	0	0	0.0	0	0	0.0
2019	12/12	5	23	4.6	10	0	1.9
Career	20/12	5	23	4.6	10	0	1.2

NOAH TAYLOR



Outside Linebacker • 6-5 • 215 • Junior
Silver Spring, Md. • Avalon School

NOAH TAYLOR'S CAREER HIGHS

Tackles: 7 at North Carolina, Nov. 2, 2019

Tackles for Loss: 2.5 at Miami, Oct. 11, 2019

Sacks: 1.0 six times, last vs. Virginia Tech, Nov. 29, 2019

Interceptions: 2 vs. Virginia Tech, Nov. 29, 2019

HONORS

2020 - Bednarik Award Preseason Watch List ... Phil Steele's Pre-season All-ACC Team (2nd) Athlon Sports Preseason All-ACC Team (third).

AT VIRGINIA

2019 - Appeared in all 14 of UVA's games with 10 starts ... was one of three FBS players with 7.0+ sacks and 2+ interceptions ... in the season opener at Pitt he made one tackle and blocked a punt ... made first career start against William & Mary, finishing with four tackles and one sack ... made five tackles and 1.0 sacks in the win over Florida State ... made three tackles and 1.0 sacks in the win over Old Dominion ... made four tackles and notched 1.0 sack at No. 10 Notre Dame ... made six tackles, 2.5 tackles for loss and 1.0 sack at Miami ... made five tackles, 1.0 tackles for loss and forced a fumble ... made four tackles and 1.0 tackles for a loss at Louisville ... made seven tackles and shared a sack with Eli Han-back in the win at North Carolina ... made one tackle for loss in win over Georgia Tech ... made five tackles in the win over Liberty ... was named ACC Linebacker of the Week after he led UVA's defense with six tackles, 1.0 sack and two interceptions of Virginia Tech's Hendon Hooker, who entered the game with zero interceptions in his career, as UVA reclaimed the Commonwealth Cup ... recorded a 0.5 sack along with Chris Moore in the ACC Championship game against Clemson ... made five tackles, 2.0 tackles for loss and had two pass breakups in the Orange Bowl against Florida. **2018** - Appeared in nine of UVA's 13 games ... one of 13 UVA true freshmen to appear in 2018 ... one of eight true UVA freshmen to make collegiate debut against Richmond in the season opener ... saw most

of his time on special teams and occasionally saw time on defense, including against South Carolina in the Belk Bowl ... named to ACC Honor Roll.

HIGH SCHOOL AND PERSONAL

A January enrollee who took part in 2018 spring practice ... a four-year starter at Avalon School ... played linebacker and receiver at Avalon School for head coach Tyree Spinner, a former Cavalier ... Black Knights posted a 4-9 record his senior season ... school has approximately 100 students in high school grades ... born in Bronx, N.Y. ... son of Angelique Mitchell ... of a three-star recruit by ESPN.com, Rivals.com, Scout.com and 247sports.com.

TAYLOR DEFENSIVELY

Year	G/GS	S	A	Tot.	TFL	QBS	FR	FC	PBU	Int	BIK
2018	9/0	0	0	0	0-0	0-0	0	0	0	0	0
2019	13/9	32	20	52	11.5-61	7.0-49	0	1	2	2	1
Career	22/9	32	20	52	11.5-61	7.0-49	0	1	2	2	1

ZACHARY TETER



Offensive Guard • 6-5 • 300 • RS-Freshman
Lakeland, Fla. • Lake Gibson HS

AT VIRGINIA

2019 - Did not appear in any games.

PREVIOUS SCHOOL

Played offensive line at Lake Gibson High School for head coach Doug DeMyer ... started 20 career games at right guard with a career blocking grade of 90 percent ... was part of an offensive line unit that produced over 5,800 yards of total offense and 62 touchdowns over the 2017 and 2018 seasons ... first-team all-county as a senior and second-team all-county as a junior ... also wrestled and helped Lake Gibson win the Dual State Championship in 2018 ... son of Joya and Doug Teter ... father, Doug, is the head athletic trainer for the Detroit Tigers ... has two younger brothers, twins Matthew and Deacon ... a three-star recruit by ESPN.com, Rivals.com and 247sports.com.

KEYTAON (KEY-TAHN) THOMPSON



Quarterback • 6-4 • 225 • Junior
New Orleans, La. • Landry-Walker HS/Mississippi State

PREVIOUS SCHOOL

A 2020 graduate from Mississippi State, earning a degree in Kinesiology sport administration ... appeared in 20 career games for Mississippi State over the 2017, 2018 and 2019 seasons ... appeared in only one game in 2019 and was able to redshirt ... went 2-0 as a starter in Starkville with 18 career touchdowns (10 rushing, eight passing) ... first career start was in the 2017 Taxslayer Bowl where he led the Bulldogs to a 31-27 victory over the Lamar Jackson-led Louisville Cardinals, rushing for three scores and tying a MSU bowl record ... recruited to Starkville by former MSU head coach Dan Mullen and saw quite a bit of action under Mullen as a true freshman ... played in 10 games in 2017, throwing for 388



yards and two touchdowns while also going for 446 yards and six scores on the ground ... threw for 458 yards and six touchdowns while rushing for 226 yards and four scores in nine games (one start) in 2018 ... owns three 100-yard rushing games and tallied 672 rushing yards, while averaging 6.8 yards per rush for his career ... passed for 846 yards and eight touchdowns for his career.

HIGH SCHOOL AND PERSONAL

Combined for three state championships in football and basketball ... consensus four-star recruit out of Landry-Walker High School in New Orleans where he was coached by Emanuel Powell ... No. 1 QB recruit in Louisiana according to 247Sports and a Parade All-American honorable mention ... became the first player in Landry-Walker history to be named Louisiana Gatorade Player of the Year following an incredible senior season in 2016 ... 2016 District 8-5A MVP and finalist for the Gatorade National Player of the Year ... 2016 LSWA Class 5A Most Outstanding Offensive Player ... racked up 10,737 yards of total offense and accounted for 149 touchdowns during his prep career ... finished his senior season, completing 198-of-331 passes for 3,825 yards and 46 touchdowns while rushing 152 times for 1,434 yards and 26 TDs ... amassed 5,259 yards of total offense in 2016 ... accounted for 457 yards of total offense and six touchdowns in the 2016 Class 5A state championship game, leading the Charging Buccaneers to a 50-21 win over West Monroe to produce the school's first state title ... squad capped the year on a 13-game winning streak and in that stretch he accounted for 66 touchdowns ... completed 16-of-27 passes for 303 yards with five touchdowns and carried 23 times for another 154 yards, dazzling fans in the Mercedes-Benz Superdome in the state title game ... in five playoff games as a senior, completed 81-of-119 passes for 1,485 yards with 17 touchdowns and two interceptions, while rushing for 534 yards and 11 scores ... as a junior, directed the Charging Bucs to a 10-3 record, a share of the District 8-5A championship and an appearance in the 2015 Class 5A state quarterfinals ... four-year starter at QB and a three-year starter in basketball ... the two led Landry-Walker to back-to-back Class 4A state championships in 2014 and 2015 ... a knack for making big plays, Thompson drained the game-winning bucket in the 2015 LHSAA Top 28 Class 4A championship game ... nickname is "K.T." ... son of Naffateria and Kintay Thompson ... has one sibling, Kayden ... is an avid chess player ... first name is pronounced KEY-tahn.

THOMPSON'S PASSING STATS

Year	G/GS	Comp.	Att.	Int.	Pct.	Yds	TD	LG	YPG
2017*	10/1	32	66	2	.480	388	2	32	38.8
2018*	9/1	18	39	1	.460	458	6	84	50.9
2019*	1/0	0	0	0	.000	0	0	0	0.0
Career	20/2	50	105	3	.480	846	8	84	42.3

THOMPSON'S RUSHING

Year	G/GS	No.	Yds.	Avg.	LP	TD	YPG
2017*	10/1	75	446	5.9	40	6	44.6
2018*	9/1	24	226	9.4	25	4	25.1
2019*	1/0	0	0	0.0	0	0	0.0
Career	20/2	99	672	6.8	40	10	33.6

* - denotes season played at Mississippi State

VINNIE VLADIC



Safety • 6-0 • 190 • Sophomore
Rancho Santa Margarita, Calif. • Tesoro

AT VIRGINIA

2019 - Did not appear in any games. **2018** - Did not appear in any games.

HIGH SCHOOL AND PERSONAL

Played safety and running back at Tesoro High School for head coach Matt Poston ... recorded 87 tackles, 47 solo stops and intercepted three passes as a senior in 2017 ... also rushed for three touchdowns ... made 90 tackles, 43 solo stops and intercepted two passes as a junior in 2016 ... was a scholar athlete all four years of high school ... team captain in 2017 ... earned first-team All-South Coast League honors ... team leader in solo tackles in 2017 with 47 ... named an Orange County All-Star ... 2017 National Football Foundation & College Football Hall of Fame Scholar Athlete Award recipient ... volunteer work includes logging over 300 service hours as vice president of Lion's Heart Group from 2016-2018 ... also volunteered with the "Best Buddies" program which creates opportunities for one-to-one friendships, integrated employment and leadership development for people with intellectual and developmental disabilities ... son of Ronna and Larry Vladoic ... has two younger sisters, Stevie and JayCee ... father, Larry, played football (1986-89) and baseball (1987-91) at Oregon State ... father, Larry, was college football teammates at Oregon State with UVA head coach Bronco Mendenhall in 1986 and 1987 ... enjoys running, weight lifting and reading.

GERRIK VOLLMER



Center/Offensive Guard • 6-5 • 290 • Junior
Hamburg, Germany • Taft School (Conn.)

AT VIRGINIA

2019 - Did not appear in any games. **2018** - Appeared in one of UVA's 13 games ... saw time at center ... made collegiate debut against Liberty. **2017** - Did not appear in any games.

HIGH SCHOOL AND PERSONAL

Played offensive line and defensive line at the Taft School for head coach Tyler Whitley ... recorded 28 tackles and 4.0 tackles for a loss in 2016 ... added one sack ... named to the second-team of the 2016 USA Today All-USA Connecticut Football Team on offense ... named to the Class A All-New England team and All-Erickson squad ... Class A NEPSAC All-Star ... spent the 2015 season in West Virginia as an exchange student playing at Philip Barbour High School in Philippi, W. Va. ... was a 2A all-state performer in 2015 at Philip Barbour and first-team all-conference honoree ... member of the German national team ... played club football in Germany for the Hamburg Blue Devils ... a three-star recruit by ESPN.com, 247Sports.com and Scout.com ... a two-star recruit by Rivals.com.

RONNIE WALKER JR.



Running Back • 5-11 • 210 • Junior
Hopewell, Va. • Hopewell HS/Indiana

PREVIOUS SCHOOL

A transfer from Indiana where he spent the 2018 and 2019 seasons as a running back ... appeared in 22 career games at Indiana ... rushed 59 times for 221 yards and two touchdowns over his IU career ... also caught 12 passes for 112 yards and one touchdown ... as a freshman he rushed 32 times for 141 yards (4.4 average) with two touchdowns, including one that came on a 30-yard sprint against then-No. 18 Penn State ... earned Academic All-Big Ten honors in 2019 after playing in all 13 games ... enrolled at Indiana in the spring of 2018 and participated in spring practices.

HIGH SCHOOL AND PERSONAL

Played running back at Hopewell High School for head coach Ricky Irby ... two-time all-state and all-region selection led Hopewell to the 2017 state title ... rushed for 1,344 yards on 216 carries (6.2 average) with 19 touchdowns ... averaged 89.6 yards per game ... added 100 receiving yards and one score ... posted 122 yards on the ground with three TDs in the state semifinal game ... named the 2016 Region 3A East Player of the Year and the Conference 26 Player of the Year ... carried the ball 250 times for 2,011 yards (8.0) with 25 touchdowns in 14 games (143.6 per game) ... ranked the No. 21 running back nationally by 247Sports and the No. 6 prospect in Virginia by ESPN ... qualified for regionals in the 100-meter dash and the shot put ... parents are Ronnie Walker Sr. and LaKeesha Hayes-Winfield.

WALKER'S RUSHING STATS

Year	G/GS	No.	Yds.	Avg.	LP	TD	YPG
2018*	9/0	32	141	4.4	30	2	15.7
2019*	13/0	27	80	3.0	15	0	6.2
Career	22/0	59	221	3.7	30	2	10.1

WALKER'S RECEIVING STATS

Year	G/GS	No.	Yds.	Avg.	LP	TD	YPG
2018*	9/0	0	0	0.0	0	0	0.0
2019*	13/0	12	112	9.3	64	1	8.6
Career	22/2	12	112	9.3	64	1	5.1

* - denotes season played at Indiana

LUKE WENTZ



Wide Receiver • 6-3 • 200 • RS-Freshman
Troisdorf, Germany • Reismann-Gymnasium

AT VIRGINIA

2019 - Did not appear in any games ... suffered a season-ending injury in preseason camp.

HIGH SCHOOL AND PERSONAL

Played quarterback with the Paderborn Dolphins for head coach Peter Daletzki, an American football team in Paderborn, Germany ... attends Reismann Gymnasium High School in Paderborn, Germany ... helped lead the Dolphins to the 2017 and 2018 Junior Bowl championship ... won a U17 national championship with the state selection team Green Machine ... a three-star recruit by ESPN.com, Rivals.com and 2487sports.com.

BRANDON WHITE



Wide Receiver • 5-11 • 185 • Sophomore
Washington, D.C. • Friendship Collegiate

AT VIRGINIA

2019 - Did not appear in any games. **2018** - Did not appear in any games.

HIGH SCHOOL AND PERSONAL

Played wide receiver at Friendship Collegiate Academy for head coach Mike Hunter ... named to the all-academic team ... also ran track and field ... member of the National Honor Society, Principals Honor Roll and was an Economic Club Scholar ... volunteer work includes working with Positive Choices Camp ... son of Brian White and the late Nakia Spriggs ... has an older brother, Brian, and two sisters, Lauren and Blake ... brother, Brian, played two seasons of football at San Diego where he played quarterback and running back ... favorite hobby is working hard.



JOSEPH WHITE



Defensive Back • 6-1 • 175 • Sophomore
Virginia Beach, Va. • Landstown HS

AT VIRGINIA

2019 - Appeared in nine of UVA's 14 games ... made two tackles in the win over Liberty ... saw most of his time on special teams. **2018** - Appeared in three of UVA's 13 games ... made collegiate debut against Pitt ... saw all his time on special teams ... retained redshirt under new NCAA rules ... named to ACC Honor Roll.

HIGH SCHOOL AND PERSONAL

Played wide receiver and defensive back at Landstown High School for head coach Tommy Reamon, who coached former UVA quarterback Aaron Brooks ... named first-team All-Beach District at wide receiver in 2017 and at defensive back ... helped Landstown go 12-1 record and appearance in Class 6 Regional A final ... in 2016 earned first-team All-Tidewater honors with 18 pass breakups, 40 tackles and seven interceptions, two of which he returned for touchdowns ... also caught 45 passes for 850 yards in 2016 ... son of Bethany and Kenneth White ... a three-star recruit by ESPN.com, Rivals.com, Scout.com and 247sports.com.

WHITE DEFENSIVELY

Year	G/GS	S	A	Tot.	TFL	QBS	FR	FC	PBU	Int	BIK
2018	3/0	0	0	0	0-0	0-0	0	0	0	0	0
2019	9/0	0	2	2	0-0	0-0	0	0	0	0	0
Career	12/0	0	2	2	0-0	0-0	0	0	0	0	0

DONTAYVION WICKS



Wide Receiver • 6-1 • 205 • Sophomore
Plaquemine, La. • Plaquemine HS

DONTAYVION WICKS'S CAREER HIGHS

Receptions: 2 vs. Liberty, Nov. 23, 2019

Receiving Yards: 49 vs. Liberty, Nov. 23, 2019

Long Reception: 44 vs. Liberty, Nov. 23, 2019

Receiving Touchdowns: 1 vs. Liberty, Nov. 23, 2019

Long Receiving Touchdown: 44 vs. Liberty, Nov. 23, 2019

AT VIRGINIA

2019 - Appeared in 10 of UVA's 14 games ... made collegiate debut at Pitt ... caught one pass in the win against Duke ... his first career reception went for 12 yards ... caught two passes for 49 yards and his first collegiate touchdown against Liberty ... his receiving touchdown against Liberty went for 44 yards on a pass from Brennan Armstrong.

HIGH SCHOOL AND PERSONAL

Played wide receiver and quarterback at Plaquemine High School for head coach Paul Distefano ... named second-team all-district in 2018 ... as a junior in 2017 he had 12 catches for 212 yards helping Plaquemine to the district championship ... also plays basketball for Plaquemine ... son of Latisha Wicks ... a four-star recruit by 247sports.com ... a three-star recruit by Rivals.com and ESPN.com.

WICKS' RECEIVING

Year	G/GS	No.	Yds.	Avg.	LP	TD	YPG
2019	10/0	3	61	20.3	44	1	6.8

BRANDON WILLIAMS




Linebacker • 6-3 • 200 • Freshman
New Orleans, La. • Isidore Newman HS

HIGH SCHOOL AND PERSONAL

Played outside linebacker at Isidore Newman High School for head coach John Stewart ... first-team USA Today All-Louisiana while helping Isidore Newman to a 9-2 record and a semifinal appearance in the 2019 Allstate Sugar Bowl/HSAA Non-Select Prep Classic ... notched 12.5 sacks as senior ... owns the Newman High School career record for sacks, despite missing most of his junior season with an injury ... attends the same high school that was home to NFL quarterbacks Peyton and Eli Manning ... also plays basketball ... one of ESPN.com's Top 300 recruits ... a four-star recruit by ESPN.com Rivals.com and 247sports.com.

SACKETT WOOD JR.



Tight End • 6-3 • 225 • RS-Freshman
Lynchburg, Va. • E.C. Glass HS

HIGH SCHOOL AND PERSONAL

Played wide receiver, quarterback and outside linebacker at E.C. Glass High School for head coach Jeff Woody ... three-year letterwinner and two-time team captain ... played quarterback in 2016 and 2017, throwing for over 2,000 yards each season ... senior year switched to wide receiver and outside linebacker ... notched 500 receiving yards and four touchdowns as a senior ... led team with four interceptions ... named all-area, All-Seminole District and all-region ... earned the E.C. Glass Rucker Cup Award for leadership ... also earned four letters in lacrosse and three in basketball ... team captain in basketball and earned the Topper Award for leadership ... part of E.C. Glass' undefeated state championship lacrosse team in 2018 ... scored 20 goals and 20 assists on his way to all-district and all-region honors ... member of the National Honor Society ... given the Academic and Athletic Excellence Award all four years ... son of Alex and Sackett Wood Sr. ... has two younger brothers, Hugh and Eli ... grandfather played football at Virginia ... enjoys fishing and golf.

ANDREW YAVINSKY



Defensive Line • 6-0 • 250 • Junior
West Palm Beach, Fla. • Oxbridge Academy

AT VIRGINIA

2019 - Did not appear in any games. **2018** - Did not appear in any games. **2017** - Did not appear in any games.

HIGH SCHOOL AND PERSONAL

Played fullback and tight end at Oxbridge Academy for head coach Brendan Kent ... from 2013-15 was a linebacker, defensive end and center for previous head coach Doug Socha ... three-year letterwinner and team captain in 2016 as a senior ... named second-team Sun Sentinel All-County as a senior ... rushed for one touchdown and scored another via the pass in 2016 ... starting fullback for Florida in the 2016 Florida vs. Georgia All-Star game ... member of a Oxbridge Academy team that was district champs and state quarterfinalists in 2015 and 2016 ... community service includes Habitat for Humanity, Schall Center, Jackson Day Care and St. Anne Catholic Church Christmas Decoration ... son of Marc and Liz Yavinsky ... has a younger brother, Tucker, and two younger sisters, Erin and Ava ... father, Marc, played defensive tackle at Virginia from 1988-1992.

ZANE ZANDIER (ZANN-DEER)



Inside Linebacker • 6-3 • 230 • Senior
Pittsburgh, Pa. • Thomas Jefferson HS

ZANE ZANDIER'S CAREER HIGHS

Tackles: 10 two times, last vs. Clemson, Dec. 7, 2019
Tackles For Loss: 3.0 at Louisville, Oct. 26, 2019
Passes Broken Up: 3 vs. Duke, Oct. 14, 2019
Sacks: 1.5 vs. Ohio, Sept. 15, 2018
Interceptions: 1 vs. Old Dominion, Sept. 21, 2019
Long INT Return: 22 (TD) vs. Old Dominion, Sept. 21, 2019

HONORS

2020 - Athlon Sports Preseason All-ACC (third). **2019** - All-ACC (HM) ... VaSID all-state (first).

AT VIRGINIA

2019 - Started all 14 of UVA's games ... led UVA with 108 tackles, which was tied for No. 4 in the ACC ... in the season opener at Pitt he led UVA with nine tackles ... also made 0.5 tackles for loss ... aided UVA in limiting the Pitt rushing attack to 78 total yards on the ground ... led UVA with nine tackles, 2.0 tackles for loss and 1.0 sacks against William & Mary ... recorded seven tackles, 2.5 tackles for loss and 1.0 sacks in the win over Florida State ... recorded four tackles and a pick-six in the win over Old Dominion ... returned his first career interception against the Monarchs 22 yards for a touchdown, cutting the ODU lead to 17-14 in the third quarter ... made eight tackles and 1.0 sack at No. 10 Notre Dame ... made seven tackles, 1.0 tackle for loss and 0.5 sack at Miami ... made eight tackles and broke up three passes in win over Duke ... led UVA with seven tackles, 3.0 tackles for loss and 1.0 sack at Louisville ... made seven tackles at North Carolina ... made nine tackles in win over Georgia Tech ... made four stops in the win over Liberty ... notched six tackles, 0.5 sack and broke up a pass in the Commonwealth Cup win over Virginia Tech ... made 10 tackles and 1.0 tackle for loss against Clemson in the ACC Championship game ... led UVA with 13 stops and 1.0 tackle for loss in the Orange Bowl against Florida. **2018** - Appeared in all 13 of UVA's games with eight starts ... in UVA's season-opening win over Richmond he made one tackle ... made first career start against Ohio in Nashville and notched a game-high 10 tackles ... also recorded 1.5 tackles for loss and 1.5 sacks against the Bobcats ... made eight tackles and 1.0 tackles for loss in the ACC-opening win against Louisville ... made three stops (two solo, one assisted) on a crucial goal-line stand that prevented the Cardinals from taking the lead in the third quarter, which resulted in a UL field goal (their only points) ... made six stops at NC State ... led UVA with nine tackles against No. 16 Miami ... he also recorded 1.0 tackle for loss and shared a sack with Mandy Alonso ... he deflected the pass that ended up as Juan Thornhill's fourth-quarter interception, his second of the game ... made eight tackles, notched 0.5 sacks, broke up one pass and recorded two quarterback hurries at Duke ... made three tackles and 0.5 tackles for loss against North Carolina ... made eight stops against Pitt ... made three tackles against Liberty ... made two tackles and 0.5 tackles for loss at Virginia Tech ... made two tackles against South Carolina in the Belk Bowl before missing the second half with an injury. **2017** - Appeared in 11 of UVA's 13 games ... one of 17 UVA true freshmen to play ... made collegiate debut against Indiana on defense ... played one play against the Hoosiers spelling Micah Kiser, who had to come off the field due to an injury timeout ... made first two career tackles in road win at Boise State.



HIGH SCHOOL AND PERSONAL

Played wide receiver and defensive back at Thomas Jefferson High School for head coach Bill Cherpak ... helped Thomas Jefferson to the WPIAL 4A championship ... a wide receiver first-team all-state honoree caught 44 passes for 900 yards and 19 touchdowns as a senior in 2016 ... averaged 20.5 yards per reception in 2016 ... made 46 tackles on defense with one interception ... also returned 23 punts for 203 yards ... also posted 209 kick return yards in 2016 ... caught 27 passes for 443 yards and nine touchdowns in 2015 as a junior ... made 41 tackles and recorded four interceptions in 2015 ... father, Rick, played football at Indiana University of Pennsylvania ... rated a four-star recruit by ESPN.com ... rated a three-star recruit by Rivals.com, 247Sports.com and Scout.com.

ZANDIER DEFENSIVELY

Year	G/GS	S	A	Tot.	TFL	QBS	FR	FC	PBU	Int	BIK
2017	11/0	1	2	3	0-0	0-0	0	0	0	0	0
2018	13/8	28	35	63	5-21	2-18	0	0	1	0	0
2019	14/14	49	59	108	12.5-40	5-24	0	0	5	1	0
Career	38/22	78	96	174	17.5-61	7-42	0	0	6	1	0

ZANE ZANDIER



JUSTIN ZOLLAR



Running Back • 5-7 • 170 • Senior
Mechanicsville, Va. • Atlee HS

AT VIRGINIA

2019 - Did not appear in any games. **2018** - Did not appear in any games. **2017** - Did not appear in any games.

HIGH SCHOOL AND PERSONAL

Played running back at Atlee High School for head coach Roscoe Johnson ... earned second-team all-conference ... four-year letterwinner in soccer ... four-time all-academic honoree in soccer ... second-team all-conference in soccer, also earned honorable mention honors in 2014 ... was a sprinter for the track and field team ... member of the National Honor Society, Beta Club and Student Organization for Developing Attitudes ... member of student council as the vice president and secretary ... community service includes vice president and secretary of the Baptist General Convention of Virginia Youth Division ... NAACP Henrico Youth Branch member ... St. Peter Baptist Church Youth Ministry ... Breast Cancer Awareness Walk volunteer, Monument Avenue 10K volunteer and St. Joseph's Villa Thanksgiving Dinner helper ... son of James and Shawne Zollar ... has two brothers, James, Jr., and Jacob ... has one sister, Jasmine ... hobbies include watching movies and documentaries, Netflix, writing songs and making music, writing creative stories, making inspirational videos, designing t-shirts, yoga, reading comic books and telling jokes.

2019 SCHEDULE & RESULTS

RECORD:	OVERALL	HOME	AWAY	NEUTRAL
ALL GAMES	9-5-0	7-0-0	2-3-0	0-2-0
CONFERENCE	6-2-0	4-0-0	2-2-0	0-0-0
NON-CONFERENCE	3-3-0	3-0-0	0-1-0	0-2-0

Date	Opponent	Score	Result	Overall	Conference	Time	Attend
*Aug 31, 2019	at Pitt	30-14	W	1-0-0	1-0-0	3:08	47144
Sep 06, 2019	WILLIAM & MARY	52-17	W	2-0-0	1-0-0	2:53	45250
* Sep 14, 2019	FLORIDA STATE	31-24	W	3-0-0	2-0-0	3:27	57826
Sep 21, 2019	OLD DOMINION	28-17	W	4-0-0	2-0-0	3:17	44573
Sep 28, 2019	at #10 Notre Dame	20-35	L	4-1-0	2-0-0	3:24	77622
*Oct 11, 2019	at Miami (FL)	9-17	L	4-2-0	2-1-0	3:16	54538
*Oct 19, 2019	DUKE	48-14	W	5-2-0	3-1-0	3:12	52847
*Oct 26, 2019	at Louisville	21-28	L	5-3-0	3-2-0	3:23	48689
*Nov 02, 2019	at North Carolina	38-31	W	6-3-0	4-2-0	3:08	50500
*Nov 09, 2019	GEORGIA TECH	33-28	W	7-3-0	5-2-0	3:12	44596
Nov 23, 2019	LIBERTY	55-27	W	8-3-0	5-2-0	3:29	37329
* Nov 29, 2019	#23 VIRGINIA TECH	39-30	W	9-3-0	6-2-0	3:34	52619
^Dec 07, 2019	vs #3 Clemson	17-62	L	9-4-0	6-2-0	3:18	66810
#Dec 30, 2019	vs #6 Florida	28-36	L	9-5-0	6-2-0	3:33	65157

* - ACC contest • ^ - ACC Championship (Charlotte, N.C.) • # - Orange Bowl (Miami Gardens, Fla.)

INDIVIDUAL STATISTICS

RUSHING

	GP	ATT	GAIN	LOSS	NET	AVG	TD	LONG	AVG/G
Bryce Perkins	14	227	1046	277	769	3.4	11	67	54.9
Wayne Taulapapa	12	116	486	13	473	4.1	12	31	39.4
PK Kier	14	32	178	4	174	5.4	1	38	12.4
Mike Hollins	13	21	114	2	112	5.3	3	37	8.6
Lamont Atkins	14	15	74	1	73	4.9	1	33	5.2
Tavares Kelly Jr.	11	5	43	0	43	8.6	0	17	3.9
Joe Reed	13	8	46	4	42	5.2	0	22	3.2
Brennan Armstrong	7	7	25	6	19	2.7	0	11	2.7
Billy Kemp IV	13	2	8	1	7	3.5	0	8	0.5
Jamari Peacock	14	1	4	0	4	4.0	0	4	0.3
Lindell Stone	2	1	0	5	-5	-5.0	0	0	-2.5
TEAM	6	7	0	14	-14	-2.0	0	0	-2.3
Total	14	442	2024	327	1697	3.8	28	67	0.0
Opponents	14	497	2353	419	1934	3.9	23	61	0.0

RECEIVING

	G	NO.	YDS	AVG	TD	LONG	YPG
Joe Reed	13	77	679	8.8	7	43	52.2
Hasise Dubois	14	75	1062	14.2	6	67	75.9
Terrell Jana	14	74	886	12.0	3	47	63.3
Billy Kemp IV	13	35	289	8.3	1	25	22.2
Tanner Cowley	14	28	311	11.1	1	52	22.2
Tavares Kelly Jr.	11	14	152	10.9	1	35	13.8
Lamont Atkins	14	8	61	7.6	0	34	4.4
Terrell Chatman	9	7	104	14.9	1	33	11.6
Wayne Taulapapa	12	5	23	4.6	0	10	1.9
Chris Sharp	13	4	21	5.2	1	9	1.6
Dontayvion Wicks	10	3	61	20.3	1	44	6.1
Hayden Mitchell	14	3	51	17.0	0	28	3.6
Dejon Brissett	12	2	18	9.0	0	15	1.5
Charles Snowden	14	1	24	24.0	0	24	1.7
Grant Misch	14	1	6	6.0	1	6	0.4
Total	14	337	3748	11.1	23	67	0.0
Opponents	14	231	3272	14.2	23	77	0.0

PASSING

	G	EFFIC	CMP-ATT-INT	PCT	YDS	TD	LNG	AVG/G
Bryce Perkins	14	134.23	320-496-12	64.5	3538	22	67	252.7
Brennan Armstrong	7	153.82	15-20-2	75.0	196	1	44	28.0
Lindell Stone	2	0.40	1-2-1	50.0	12	0	12	6.0
Nash Griffin	14	116.80	1-1-0	100.0	2	0	2	0.1
TEAM	6	0.00	0-1-0	0.0	0	0	0	0.0
Total	14	134.18	337-520-15	64.8	3748	23	67	0.0
Opponents	14	136.37	231-409-12	56.5	3272	23	77	0.0

TOTAL OFFENSE

	G	PLAYS	RUSH	PASS	TOTAL	AVG/G
Bryce Perkins	14	723	769	3538	4307	307.6
Wayne Taulapapa	12	116	473	0	473	39.4
Brennan Armstrong	7	27	19	196	215	30.7
PK Kier	14	32	174	0	174	12.4
Mike Hollins	13	21	112	0	112	8.6
Lamont Atkins	14	15	73	0	73	5.2
Tavares Kelly Jr.	11	5	43	0	43	3.9
Joe Reed	13	8	42	0	42	3.2
Billy Kemp IV	13	2	7	0	7	0.5
Lindell Stone	2	3	-5	12	7	3.5
Jamari Peacock	14	1	4	0	4	0.3
Nash Griffin	14	1	0	2	2	0.1
TEAM	6	8	-14	0	-14	-2.3
Total	14	962	1697	3748	5445	388.9
Opponents	14	906	1934	3272	5206	371.9

PUNTING

	NO.	YDS	AVG	LONG	TB	FC	I20	50+
Nash Griffin	57	2390	41.9	78	5	21	24	6
Total	57	2390	41.9	78	5	21	24	6
Opponents	63	2516	39.9	59	1	29	9	10



ALL PURPOSE

	G	RUSH	REC	PR	KOR	INT.	TOT	AVG/G
Joe Reed	13	42	679	0	796	0	1517	116.7
Hasise Dubois	14	0	1062	7	0	0	1069	76.4
Terrell Jana	14	0	886	0	0	0	886	63.3
Bryce Perkins	14	769	0	0	0	0	769	54.9
Wayne Taulapapa	12	473	23	0	0	0	496	41.3
Billy Kemp IV	13	7	289	137	0	0	433	33.3
Tavares Kelly Jr.	11	43	152	0	179	0	374	34.0
Tanner Cowley	14	0	311	0	23	0	334	23.9
Seneca Milledge	4	0	0	0	206	0	206	51.5
PK Kier	14	174	0	0	0	0	174	12.4
Lamont Atkins	14	73	61	0	0	0	134	9.6
Mike Hollins	13	112	0	0	0	0	112	8.6
Terrell Chatman	9	0	104	0	0	0	104	11.6
De'Vante Cross	14	0	0	0	0	87	87	6.2
Nick Grant	14	0	0	0	0	85	85	6.1
Joey Blount	14	0	0	0	0	66	66	4.7
Dontayvion Wicks	10	0	61	0	0	0	61	6.1
Hayden Mitchell	14	0	51	0	0	0	51	3.6
Charles Snowden	14	0	24	0	0	0	24	1.7
Zane Zandier	14	0	0	0	0	22	22	1.6
Chris Sharp	13	0	21	0	0	0	21	1.6
Brennan Armstrong	7	19	0	0	0	0	19	2.7
Dejon Brissett	12	0	18	0	0	0	18	1.5
Brenton Nelson	8	0	0	0	0	17	17	2.1
Chuck Davis	3	0	0	12	0	0	12	4.0
Grant Misch	14	0	6	0	0	0	6	0.4
Jamari Peacock	14	4	0	0	0	0	4	0.3
Noah Taylor	14	0	0	2	0	0	2	0.1
Matt Gahm	14	0	0	0	0	2	2	0.1
Lindell Stone	2	-5	0	0	0	0	-5	-2.5
TEAM	6	-14	0	0	0	0	-14	-2.3
Total	14	1697	3748	158	1204	279	7086	506.1
Opponents	14	1934	3272	129	498	115	5948	424.9

SCORING

	TD	FGS	PATs					POINTS
			KICK	RUSH	RCV	PASS	DXP SAF	
Brian Delaney	0	20-24	50-52	0-0	0	0-0	0 0	110
Wayne Taulapapa	12	0-0	0-0	0-0	0	0-0	0 0	72
Bryce Perkins	11	0-0	0-0	1-1	0	0-1	0 0	68
Joe Reed	9	0-0	0-0	0-0	0	0-0	0 0	54
Hasise Dubois	6	0-0	0-0	0-0	0	0-0	0 0	36
Terrell Jana	3	0-0	0-0	0-0	0	0-0	0 0	18
Mike Hollins	3	0-0	0-0	0-0	0	0-0	0 0	18
Terrell Chatman	1	0-0	0-0	0-0	0	0-0	0 0	6
Lamont Atkins	1	0-0	0-0	0-0	0	0-0	0 0	6
Dontayvion Wicks	1	0-0	0-0	0-0	0	0-0	0 0	6
Billy Kemp IV	1	0-0	0-0	0-0	0	0-0	0 0	6
Tavares Kelly Jr.	1	0-0	0-0	0-0	0	0-0	0 0	6
PK Kier	1	0-0	0-0	0-0	0	0-0	0 0	6
Chris Sharp	1	0-0	0-0	0-0	0	0-0	0 0	6
Grant Misch	1	0-0	0-0	0-0	0	0-0	0 0	6
Zane Zandier	1	0-0	0-0	0-0	0	0-0	0 0	6
Tanner Cowley	1	0-0	0-0	0-0	0	0-0	0 0	6
Nick Grant	1	0-0	0-0	0-0	0	0-0	0 0	6
Eli Hanback	1	0-0	0-0	0-0	0	0-0	0 0	6
Justin Duenkel	0	0-0	1-1	0-0	0	0-0	0 0	1
TEAM	0	0-0	0-0	0-1	0	0-0	0 0	0
Total	56	20-24	51-53	1-2	0	0-1	0 0	449
Opponents	48	15-21	47-47	0-0	0	0-1	0 0	380

FIELD GOALS

	FGM-FGA	Pct	01-19	20-29	30-39	40-49	50-99	Lg	Blk
Brian Delaney	20-24	83.3	0-0	8-8	8-11	4-5	0-0	49	2

FG SEQUENCE

	Virginia	OPPONENTS
Richmond	35	(42),28,(38)
Pitt	(39),(36),(45),40	50
William & Mary	30,(34)	(40),37
Florida State	(49)	(53)
Old Dominion	37	(21)
Notre Dame	(32),(27)	47
Miami (FL)	38,(25),(21),(44)	(19)
Duke	-	(30),(33)
Louisville	-	38
North Carolina	(21)	(37)
Georgia Tech	(24),(34)	30
Liberty	(26),(29)	43,(37),(31)
Virginia Tech	(25),(48)	(21),(26),(47)
Clemson	(35)	(47),(24)
Florida	-	(23),(49),(42)

Numbers in (parentheses) indicate field goal was made.

INTERCEPTIONS

	NO.	YDS	AVG	TD	LONG
Joey Blount	3	66	22.0	0	37
Nick Grant	2	85	42.5	1	85
Noah Taylor	2	0	0.0	0	0
De'Vante Cross	2	87	43.5	0	52
Brenton Nelson	1	17	17.0	0	17
Matt Gahm	1	2	2.0	0	2
Zane Zandier	1	22	22.0	1	22
Total	12	279	23.2	2	85
Opponents	15	115	7.7	1	472

KO RETURNS

	NO.	YDS	AVG	TD	LONG
Joe Reed	24	796	33.2	2	100
Tavares Kelly Jr.	8	179	22.4	0	40
Seneca Milledge	8	206	25.8	0	41
Tanner Cowley	2	23	11.5	0	14
Total	42	1204	28.7	2	100
Opponents	20	498	24.9	0	52

PUNT RETURNS

	NO.	YDS	AVG	TD	LONG
Billy Kemp IV	23	137	6.0	0	22
Chuck Davis	2	12	6.0	0	12
Noah Taylor	1	2	2.0	0	0
Hasise Dubois	0	7	0.0	0	7
Total	26	158	6.1	0	22
Opponents	10	129	12.9	0	35

FUMBLE RETURNS

	NO.	YDS	AVG	TD	LONG
Eli Hanback	0	0	0.0	1	0
Total	0	0	0.0	1	0
Opponents	2	71	35.5	1	48

2019 TEAM STATISTICS

	UVA	OPP		UVA	OPP			
SCORING	449	380	PENALTIES-Yards	66-612	83-659			
Points Per Game	32.1	27.1	Average Per Game	43.7	47.1			
Points Off Turnovers	78	72	PUNTS-Yards	57-2390	63-2516			
FIRST DOWNS	296	266	Average Per Punt	41.9	39.9			
Rushing	89	117	Net punt average	37.9	37.1			
Passing	180	125	KICKOFFS-Yards	86-5353	75-4654			
Penalty	27	24	Average Per Kick	62.2	62.1			
RUSHING YARDAGE	1697	1934	Net kick average	39.6	35.0			
Yards gained rushing	2024	2353	TIME OF POSSESSION/Game	33:03	26:57			
Yards lost rushing	327	419	3RD-DOWN Conversions	92/203	67/186			
Rushing Attempts	442	497	3rd-Down Pct	45%	36%			
Average Per Rush	3.8	3.9	4TH-DOWN Conversions	9/16	13/25			
Average Per Game	121.2	138.1	4th-Down Pct	56%	52%			
TDs Rushing	28	23	SACKS BY-Yards	46-304	41-238			
PASSING YARDAGE	3748	3272	MISC YARDS	0	2			
Comp-Att-Int	337-520-15	231-409-12	TOUCHDOWNS SCORED	56	48			
Average Per Pass	7.2	8.0	FIELD GOALS-ATTEMPTS	20-24	15-21			
Average Per Catch	11.1	14.2	ON-SIDE KICKS	2-3	1-1			
Average Per Game	267.7	233.7	RED-ZONE SCORES	(60-69) 87%	(37-44) 84%			
TDs Passing	23	23	RED-ZONE TOUCHDOWNS	(43-69) 62%	(27-44) 61%			
TOTAL OFFENSE	5445	5206	PAT-ATTEMPTS	(51-53) 96%	(47-47) 100%			
Total Plays	962	906	ATTENDANCE	670080	556986			
Average Per Play	5.7	5.7	Games/Avg Per Game	14/47863	10/55699			
Average Per Game	388.9	371.9	Neutral Site Games		4/65984			
KICK RETURNS: #-Yards	42-1204	20-498	SCORE BY QUARTERS	1st	2nd	3rd	4th	Total
PUNT RETURNS: #-Yards	26-158	10-129	Virginia	106	109	97	137	449
INT RETURNS: #-Yards	12-279	15-115	Opponents	93	96	97	94	380
KICK RETURN AVERAGE	28.7	24.9						
PUNT RETURN AVERAGE	6.1	12.9						
INT RETURN AVERAGE	23.2	7.7						
FUMBLES-LOST	16-6	8-6						

2019 GAME-BY-GAME STARTERS

OFFENSE

Game	WR	LT	LG	C	RG	RT	FB/RB/WR	QB	TB/WR	FB/TE/WR	WR/TE
at Pitt	Reed	Swoboda	Nelson	Oluwatimi	Glaser	Reinkensmeyer	Taulapapa (RB)	Perkins	Dubois (WR)	Chatman (WR)	Jana (WR)
W&M	Reed	Haskins	Nelson	Oluwatimi	Glaser	Reinkensmeyer	Atkins (RB)	Perkins	Kelly Jr. (WR)	Cowley (TE)	Dubois (WR)
FSU	Reed	Haskins	Nelson	Oluwatimi	Glaser	Swoboda	Taulapapa (RB)	Perkins	Dubois (WR)	Cowley (TE)	Chatman (WR)
ODU	Reed	Haskins	Nelson	Fannin	Glaser	Reinkensmeyer	Taulapapa (RB)	Perkins	Atkins (RB)	Jana (WR)	Chatman (WR)
ND	Reed	Haskins	Nelson	Oluwatimi	Glaser	Reinkensmeyer	Taulapapa (RB)	Perkins	Kemp IV	Jana (WR)	Brissett (WR)
UM	Reed	Haskins	Nelson	Oluwatimi	Glaser	Reinkensmeyer	Taulapapa (RB)	Perkins	Dubois (WR)	Cowley (TE)	Jana (WR)
DU	Reed	Haskins	Nelson	Oluwatimi	Glaser	Reinkensmeyer	Taulapapa (RB)	Perkins	Dubois (WR)	Cowley (TE)	Jana (WR)
UL	Reed	Haskins	Nelson	Oluwatimi	Glaser	Reinkensmeyer	Taulapapa (RB)	Perkins	Dubois (WR)	Cowley (TE)	Brissett (WR)
UNC	Reed	Haskins	Nelson	Oluwatimi	Glaser	Reinkensmeyer	Taulapapa (RB)	Perkins	Dubois (WR)	Cowley (TE)	Jana (WR)
GT	Reed	Haskins	Nelson	Oluwatimi	Glaser	Reinkensmeyer	Taulapapa (RB)	Perkins	Dubois (WR)	Cowley (TE)	Jana (WR)
Liberty	Reed	Haskins	Nelson	Oluwatimi	Glaser	Reinkensmeyer	Atkins (RB)	Perkins	Dubois (WR)	Cowley (TE)	Jana (WR)
VT	Reed	Haskins	Nelson	Oluwatimi	Glaser	Reinkensmeyer	Taulapapa (RB)	Perkins	Dubois (WR)	Cowley (TE)	Jana (WR)
CU	Jana	Haskins	Nelson	Oluwatimi	Reinkensmeyer	Swoboda	Taulapapa (RB)	Perkins	Dubois (WR)	Cowley (TE)	Kemp (WR)
UF	Jana	Haskins	Nelson	Oluwatimi	Glaser	Reinkensmeyer	Taulapapa (RB)	Perkins	Dubois (WR)	Cowley (TE)	Reed (WR)

DEFENSE

Game	DE	NT/DB	DE/DB	WLB	BLB	MLB	SLB	CB	FS	SABRE	CB
at Pitt	Burney	Briggs	Hanback	Gahm	Zandier	Mack	Snowden	Grant	Cross	Nelson	Hall
W&M	Faumui	Briggs	Hanback	Taylor	Zandier	Mack	Snowden	Grant	Cross	Nelson	Hall
FSU	Alonso	Briggs	Hanback	Gahm	Zandier	Mack	Snowden	Grant	Cross	Nelson	Hall
ODU	Burney	Briggs	Faumui	Gahm	Zanider	Mack	Snowden	Grant	Cross	Bount	Hall
ND	Burney	Briggs	Alonso	Gahm	Zandier	Mack	Snowden	Grant	Cross	Blount	Hall
UM	Hanback	Briggs	Alonso	Taylor	Zandier	Mack	Snowden	Grant	Cross	Blount	Hall
DU	Hanback	Moore (DB)	Alonso	Taylor	Zandier	Mack	Snowden	Grant	Blount	Nelson	Cross
UL	Hanback	Moore (DB)	Alonso	Taylor	Zandier	Mack	Snowden	Grant	Blount	Nelson	Cross
UNC	Hanback	Briggs	Moore (DB)	Taylor	Zandier	Jackson	Snowden	Grant	Blount	Baker	Cross
GT	Burney	Hanback	Alonso	Taylor	Zandier	Mack	Snowden	Grant	Blount	Moore	Cross
Liberty	Faumui	Hanback	Alonso	Taylor	Zandier	Mack	Snowden	Grant	Blount	Cross	Smith
VT	Faumui	Hanback	Alonso	Taylor	Zandier	Mack	Snowden	Grant	Blount	Cross	Smith
CU	Burney	Hanback	Alonso	Taylor	Zandier	Mack	Snowden	Grant	Blount	Cross	Smith
UF	Faumui	Hanback	Burney	Taylor	Zandier	Jackson	Snowden	Grant	Blount	Moore	Cross



DEFENSIVE STATISTICS

	POS.	G/GS	SOLO	AST.	TOTAL	AVG.	TFL	QBS/YD.	INT	PBU	QBH	FR	FC	BLK	SAF
Zane Zandier	ILB	14-14	49	59	108	7.7	12.5-40	5.0-24	1-22	5	2
Joey Blount	S	14-11	60	35	95	6.8	6.5-28	3.5-17	3-66	3	1	1-0	.	.	.
Charles Snowden	OLB	14-14	36	36	72	5.1	11.0-53	5.0-32	.	4	11	1-0	.	.	.
Jordan Mack	ILB	13-12	36	33	69	5.3	8.5-54	7.5-48	.	.	11	.	2	.	.
De'Vante Cross	S/CB	14-14	36	24	60	4.3	4.0-19	1.0-8	2-87	6	1
Noah Taylor	OLB	14-10	36	21	57	4.1	13.5-63	7.0-49	2-0	4	8	.	1	1	.
Nick Grant	CB	14-14	34	17	51	3.6	1.5-6	0.5-4	2-85	8
Chris Moore	S/CB	9-5	19	23	42	4.7	1.0-8	0.5-4	.	2	1
Matt Gahm	OLB	14-4	16	20	36	2.6	5.5-18	1.5-10	1-2	3	3
Eli Hanback	DE	14-12	15	21	36	2.6	8.5-36	4.5-31	.	.	4	2-0	.	.	.
Aaron Faumui	DE	14-5	13	20	33	2.4	8.0-36	4.0-29	.	2	9
Heskin Smith	CB	8-3	20	8	28	3.5	0.5-3	.	.	2
Nick Jackson	ILB	14-2	11	17	28	2.0	1.0-5	0.5-3	.	.	2
Mandy Alonso	DE	14-9	10	13	23	1.6	6.5-24	2.0-15	.	2	4	2-0	1	.	.
Richard Burney	DE	14-6	7	14	21	1.5	2.5-12	1.0-8	.	1	6
Bryce Hall	CB	6-6	13	7	20	3.3	3.0-8	1.0-5	.	4
Brenton Nelson	S	8-5	12	7	19	2.4	1.0-3	.	1-17	2
Jowon Briggs	DT	13-7	5	14	19	1.5	3.0-18	1.0-12
Robert Snyder	ILB	4-0	3	10	13	3.3	0.5-1	.	.	.	1
Elliott Brown	OLB	8-0	1	7	8	1.0	0.5-5	0.5-5
Hayden Mitchell	WR	14-0	3	1	4	0.3
Lamont Atkins	RB	14-3	2	2	4	0.3
Antonio Clary	S	5-0	2	2	4	0.8
Tenyeh Dixon	S	9-0	2	1	3	0.3
Ben Smiley III	DE	2-0	1	2	3	1.5
Darnell Pratt	CB	8-0	2	1	3	0.4
Dontayvion Wicks	WR	10-0	2	1	3	0.3
Josh Ahern	ILB	3-0	.	2	2	0.7
T.C. Harrison	OLB	6-0	1	1	2	0.3	1
Bryce Perkins	QB	14-14	2	.	2	0.1
Joseph White	S	9-0	.	2	2	0.2
Nash Griffin	P	14-0	2	.	2	0.1
Mike Hollins	RB	13-0	2	.	2	0.2
Grant Misch	TE	14-0	1	1	2	0.1
Seneca Milledge	RB	4-0	.	1	1	0.3
Jairus Satiu	OLB	13-0	.	1	1	0.1
Ryan Swoboda	OT	10-3	.	1	1	0.1
Tanner Cowley	TE	14-11	1	.	1	0.1
Wayne Taulapapa	RB	12-12	1	.	1	0.1
PK Kier	RB	14-0	1	.	1	0.1
Coen King	CB	7-0	1	.	1	0.1
Joe Reed	WR	13-13	1	.	1	0.1
Chris Glaser	OG	14-13	.	1	1	0.1
Bobby Haskins	OT	14-13	.	1	1	0.1
Jaylon Baker	CB	6-1	1	.	1	0.1
Hasise Dubois	WR	14-12	1	.	1	0.1
Perris Jones	RB	10-0	.	1	1	0.1
Total		14	461	428	889		99-440	46-304	12-279	48	65	6-0	4	1	.
Opponents		14	522	445	967		79.0-321	41-238	15-115	52	34	6-71	13	2	.

2019 INDIVIDUAL SINGLE-GAME DEFENSIVE SUPERLATIVES

Most Total Tackles: 15, Charles Snowden vs. Old Dominion

Most Unassisted Tackles: 9, Joey Blount at Notre Dame

Most Assisted Tackles: 9, Charles Snowden vs. Old Dominion

Most Tackles for Loss (inc. sacks): 3.5, Charles Snowden vs. Old Dominion

Most Sacks: 2.5, Jordan Mack vs. William & Mary

Most Fumbles Recovered: 1, Joey Blount at Notre Dame; Charles Snowden vs. Duke; Eli Hanback vs. Duke; Mandy Alonso vs. Duke; Mandy Alonso vs. Virginia Tech; Eli Hanback vs. Virginia Tech

Most Fumbles Caused: 1, Noah Taylor vs. Duke; Jordan Mack vs. Duke; Jordan Mack vs. Virginia Tech; Mandy Alonso vs. Virginia Tech

Most Passes Broken Up: 3, Zane Zandier vs. Duke

Most Interceptions: 2, DeVante Cross vs. Liberty; Noah Taylor vs. Virginia Tech

2020 UVA FOOTBALL VIRGINIA GAME-BY-GAME

DATE	OPPONENT	—RUSHING—				—RECEIVING—				—PASSING—				—KICK RET—				—PUNT RET—				TOT		
		NO	YDS	TD	LG	NO	YDS	TD	LG	CMP	ATT	INT	YDS	TD	LG	NO	YDS	TD	Lg	NO	YDS	TD	LG	OFF
Aug 31, 2019	at Pitt	33	129	1	27	20	181	2	33	20	34	0	181	2	33	2	48	0	30	2	21	0	12	310
Sep 06, 2019	WILLIAM & MARY	35	216	3	37	25	295	2	40	25	36	3	295	2	40	4	151	1	100	5	51	0	22	511
Sep 14, 2019	FLORIDA STATE	32	120	3	22	30	295	1	35	30	40	2	295	1	35	1	35	0	35	2	0	0	0	415
Sep 21, 2019	OLD DOMINION	29	69	2	15	15	175	1	34	15	24	0	175	1	34	4	119	0	57	2	10	0	7	244
Sep 28, 2019	at Notre Dame	29	4	0	15	30	334	2	43	30	43	2	334	2	43	2	39	0	25	2	17	0	9	338
Oct 11, 2019	at Miami (FL)	31	74	0	13	25	252	0	49	25	42	0	252	0	49	3	112	0	72	3	18	0	19	326
Oct 19, 2019	DUKE	41	154	5	31	14	153	0	23	14	28	2	153	0	23	2	138	1	95	1	2	0	2	307
Oct 26, 2019	at Louisville	26	78	2	22	24	233	1	39	24	42	1	233	1	39	5	116	0	39	2	3	0	4	311
Nov 02, 2019	at North Carolina	32	134	2	65	31	383	3	40	31	40	0	383	3	40	3	58	0	23	1	8	0	8	517
Nov 09, 2019	GEORGIA TECH	37	155	3	43	24	258	1	35	24	35	0	258	1	35	5	129	0	40	3	9	0	10	413
Nov 23, 2019	LIBERTY	44	227	4	38	21	272	3	44	21	34	0	272	3	44	4	130	0	41	0	0	0	0	499
Nov 29, 2019	VIRGINIA TECH	25	181	3	67	20	311	1	67	20	33	1	311	1	67	1	21	0	21	3	19	0	9	492
Dec 07, 2019	vs Clemson	27	104	0	16	30	283	2	46	30	48	3	283	2	46	4	76	0	28	0	0	0	0	387
Dec 30, 2019	vs Florida	21	52	0	10	28	323	4	52	28	41	1	323	4	52	2	32	0	20	0	0	0	0	375
Totals		442	1697	28	67	337	3748	23	67	337	520	15	3748	23	67	42	1204	2	100	26	158	0	22	5445
Opponent		497	1934	23	61	231	3272	23	77	231	409	12	3272	23	77	20	498	0	52	10	129	0	35	5206

Games: 14 Avg/rush: 3.8 Avg/catch: 11.1 Pass effic: 134.18 KR avg: 28.7 PR avg: 6.1 All purpose avg/game: 506.1 Total offense avg/gm: 388.9

DATE	OPPONENT	-----TACKLES-----			SACKS		FUMBLE		BLKD				KICKS-XPTS				
		SOLO	AST	TOTAL	TFL-YDS	NO-YDS	FF	FR-YDS	INT-YDS	QBH	BRK	KICK	ATT-MAD	RUN	RCV	SAFPTS	
Aug 31, 2019	at Pitt	36	22	58	7.0-34	4.0-28	0	0-0	2-11	7	5	1	3-3	0	0	0	30
Sep 06, 2019	WILLIAM & MARY	24	34	58	12.0-53	7.0-41	0	0-0	1-85	0	0	0	7-7	0	0	0	52
Sep 14, 2019	FLORIDA STATE	27	40	67	9.0-30	3.0-14	0	0-0	0-0	8	7	0	3-2	1	0	0	31
Sep 21, 2019	OLD DOMINION	32	46	78	11.0-50	6.0-34	0	0-0	1-22	10	3	0	4-4	0	0	0	28
Sep 28, 2019	at Notre Dame	44	12	56	5.0-35	4.0-33	0	1-0	0-0	3	3	0	2-2	0	0	0	20
Oct 11, 2019	at Miami (FL)	27	22	49	9.0-27	3.0-13	0	0-0	0-0	2	3	0	0-0	0	0	0	9
Oct 19, 2019	DUKE	28	56	84	5.0-19	1.0-10	2	3-0	2-37	5	7	0	6-6	0	0	0	48
Oct 26, 2019	at Louisville	43	14	57	9.0-34	4.0-24	0	0-0	0-0	2	2	0	3-3	0	0	0	21
Nov 02, 2019	at North Carolina	36	26	62	4.0-20	2.0-17	0	0-0	0-0	2	2	0	5-5	0	0	0	38
Nov 09, 2019	GEORGIA TECH	16	46	62	2.0-9	0.0-0	0	0-0	1-37	4	0	0	3-3	0	0	0	33
Nov 23, 2019	LIBERTY	29	16	45	6.0-27	3.0-23	0	0-0	2-87	19	5	0	7-7	0	0	0	55
Nov 29, 2019	VIRGINIA TECH	47	30	77	8.0-48	6.0-45	2	2-0	2-0	0	3	0	4-3	0	0	0	39
Dec 07, 2019	vs Clemson	31	44	75	7.0-42	2.0-16	0	0-0	0-0	1	3	0	2-2	0	0	0	17
Dec 30, 2019	vs Florida	41	20	61	5.0-12	1.0-6	0	0-0	1-0	2	5	0	4-4	0	0	0	28
Totals		461	428	889	99.0-440	46.0-304	4	6-0	12-279	65	48	1	53-51	1	0	0	449
Opponent		522	445	967	79.0-321	41.0-238	13	6-71	15-115	34	52	2	47-47	0	0	0	380

DATE	OPPONENT	PUNTING							FIELD GOALS				KICKOFFS					
		NO	YDS	AVG	LONG	BLKD	TB	FC	50+120	ATT-MADE	LG	BLKD	NO	YDS	AVG	TB	OB	
Aug 31, 2019	at Pitt	4	182	45.5	49	0	1	2	0	3	4-3	45	0	7	425	60.7	4	1
Sep 06, 2019	WILLIAM & MARY	0	0	0.0	0	0	0	0	0	0	2-1	34	0	9	585	65.0	8	0
Sep 14, 2019	FLORIDA STATE	4	170	42.5	48	0	0	2	0	1	1-1	49	0	6	350	58.3	5	0
Sep 21, 2019	OLD DOMINION	6	218	36.3	42	0	1	4	0	3	1-0	0	1	5	325	65.0	3	0
Sep 28, 2019	at Notre Dame	4	162	40.5	51	0	0	1	1	1	2-2	32	0	4	260	65.0	3	0
Oct 11, 2019	at Miami (FL)	3	133	44.3	47	0	0	2	0	2	4-3	44	1	3	194	64.7	2	0
Oct 19, 2019	DUKE	3	113	37.7	47	0	0	0	0	1	2-2	33	0	9	584	64.9	7	0
Oct 26, 2019	at Louisville	7	304	43.4	78	0	0	2	1	4	0-0	0	0	3	195	65.0	1	0
Nov 02, 2019	at North Carolina	4	154	38.5	47	0	1	0	0	1	1-1	21	0	7	425	60.7	4	1
Nov 09, 2019	GEORGIA TECH	3	118	39.3	45	0	0	2	0	2	2-2	34	0	7	440	62.9	6	0
Nov 23, 2019	LIBERTY	2	88	44.0	45	0	0	0	0	1	2-2	29	0	10	596	59.6	6	1
Nov 29, 2019	VIRGINIA TECH	6	260	43.3	54	0	1	1	2	0	2-2	48	0	8	473	59.1	4	0
Dec 07, 2019	vs Clemson	5	199	39.8	53	0	0	2	1	3	1-1	35	0	4	254	63.5	3	0
Dec 30, 2019	vs Florida	6	289	48.2	70	0	1	3	1	2	0-0	0	0	4	247	61.8	2	1
Totals		57	2390	41.9	78	0	5	21	6	24	24-20	49	2	86	5353	62.2	58	4
Opponent		63	2516	39.9	59	1	1	29	10	9	21-15	53	0	75	4654	62.1	33	0



OPPONENT GAME-BY-GAME

DATE	OPPONENT	—RUSHING—				—RECEIVING—				—PASSING—				—KICK RET—				—PUNT RET—				TOT		
		NO	YDS	TD	LG	NO	YDS	TD	LG	CMP	ATT	INT	YDS	TD	LG	NO	YDS	TD	LG	NO	YDS	TD	LG	OFF
Aug 31, 2019	at Pitt	30	78	1	16	21	185	1	59	21	41	2	185	1	59	1	26	0	26	1	0	0	0	263
Sep 06, 2019	WILLIAM & MARY	35	63	1	41	5	130	0	39	5	13	1	130	0	39	1	35	0	35	0	0	0	0	193
Sep 14, 2019	FLORIDA STATE	29	95	0	36	22	234	3	30	22	37	0	234	3	30	0	0	0	0	0	0	0	0	329
Sep 21, 2019	OLD DOMINION	44	64	1	14	16	206	1	47	16	26	1	206	1	47	2	42	0	32	0	0	0	0	270
Sep 28, 2019	at Notre Dame	37	157	4	30	17	165	0	37	17	25	0	165	0	37	1	16	0	16	1	1	0	1	322
Oct 11, 2019	at Miami (FL)	25	83	1	17	16	182	1	35	16	27	0	182	1	35	1	21	0	21	0	0	0	0	265
Oct 19, 2019	DUKE	41	132	0	12	15	118	2	36	15	30	2	118	2	36	2	46	0	26	1	6	0	6	250
Oct 26, 2019	at Louisville	45	227	3	48	8	133	1	77	8	14	0	133	1	77	2	44	0	24	1	34	0	34	360
Nov 02, 2019	at North Carolina	39	186	0	21	15	353	4	57	15	29	0	353	4	57	1	23	0	23	1	20	0	20	539
Nov 09, 2019	GEORGIA TECH	32	143	2	28	15	229	2	59	15	22	1	229	2	59	1	17	0	17	0	0	0	0	372
Nov 23, 2019	LIBERTY	23	79	1	33	18	313	2	56	18	47	2	313	2	56	3	111	0	52	0	0	0	0	392
Nov 29, 2019	VIRGINIA TECH	45	172	2	34	18	311	1	61	18	30	2	311	1	61	3	64	0	43	3	62	0	35	483
Dec 07, 2019	vs Clemson	38	211	4	26	21	408	4	59	21	29	0	408	4	59	1	32	0	32	1	4	0	0	619
Dec 30, 2019	vs Florida	34	244	3	61	24	305	1	53	24	39	1	305	1	53	1	21	0	21	1	2	0	2	549
Opponent totals		497	1934	23	61	231	3272	23	77	231	409	12	3272	23	77	20	498	0	52	10	129	0	35	5206
Virginia		442	1697	28	67	337	3748	23	67	337	520	15	3748	23	67	42	1204	2	100	26	158	0	22	5445

Games: 14 Avg/rush: 3.9 Avg/catch: 14.2 Pass effic: 136.37 KR avg: 24.9 PR avg: 12.9 All purpose avg/game: 424.9 Total offense avg/gm: 371.9

DATE	OPPONENT	—TACKLES—			—SACKS—		—FUMBLE—		QBH	BRK	KICK	BLKD		—KICKS—XPTS—			
		SOLO	AST	TOTAL	TFL-YDS	NO-YDS	FF	FR-YDS	INT-YDS			ATT	MAD	RUN	RCV	SAF	PTS
Aug 31, 2019	at Pitt	44	16	60	7.0-28	3.0-18	2	0-0	0-0	6	4	0	2-2	0	0	0	14
Sep 06, 2019	WILLIAM & MARY	34	43	77	4.0-18	0.0-0	0	1-0	3-57	0	4	0	2-2	0	0	0	17
Sep 14, 2019	FLORIDA STATE	35	40	75	5.0-14	2.0-10	0	0-0	2-0	0	0	0	3-3	0	0	0	24
Sep 21, 2019	OLD DOMINION	26	38	64	5.0-25	2.0-18	0	0-0	0-0	0	7	1	2-2	0	0	0	17
Sep 28, 2019	at Notre Dame	45	16	61	13.0-61	8.0-55	4	3-71	2-0	5	3	0	5-5	0	0	0	35
Oct 11, 2019	at Miami (FL)	39	30	69	7.0-30	5.0-28	2	1-0	0-0	7	6	1	2-2	0	0	0	17
Oct 19, 2019	DUKE	27	46	73	3.0-15	2.0-11	0	0-0	2-20	0	3	0	2-2	0	0	0	14
Oct 26, 2019	at Louisville	48	8	56	6.0-35	4.0-30	2	1-0	1-0	8	5	0	4-4	0	0	0	28
Nov 02, 2019	at North Carolina	51	16	67	6.0-22	3.0-17	2	0-0	0-0	3	0	0	4-4	0	0	0	31
Nov 09, 2019	GEORGIA TECH	35	52	87	5.0-15	2.0-10	0	0-0	0-0	0	6	0	4-4	0	0	0	28
Nov 23, 2019	LIBERTY	32	56	88	6.0-12	3.0-8	0	0-0	0-0	0	3	0	3-3	0	0	0	27
Nov 29, 2019	VIRGINIA TECH	32	26	58	4.0-14	2.0-8	0	0-0	1-16	0	3	0	3-3	0	0	0	30
Dec 07, 2019	vs Clemson	42	36	78	3.0-13	2.0-11	0	0-0	3-22	3	5	0	8-8	0	0	0	62
Dec 30, 2019	vs Florida	32	22	54	5.0-19	3.0-14	1	0-0	1-0	2	3	0	3-3	0	0	0	36
Opponent totals		522	445	967	79.0-321	41.0-238	13	6-71	15-115	34	52	2	47-47	0	0	0	380
Virginia		461	428	889	99.0-440	46.0-304	4	6-0	12-279	65	48	1	53-51	1	0	0	449

DATE	OPPONENT	-----PUNTING-----						---FIELD GOALS---			---KICKOFFS---			YDS	AVG	TB	OB	
		NO	YDS	AVG	LONG	BLKD	TB	FC	50+	I20	ATT-MADE	LG	BLKD					NO
Aug 31, 2019	at Pitt	5	172	34.4	48	1	0	2	0	0	1-0	0	0	3	194	64.7	1	0
Sep 06, 2019	WILLIAM & MARY	7	289	41.3	52	0	0	1	1	1	2-1	40	0	4	218	54.5	0	0
Sep 14, 2019	FLORIDA STATE	6	254	42.3	59	0	0	4	1	3	1-1	53	0	5	325	65.0	4	0
Sep 21, 2019	OLD DOMINION	6	250	41.7	50	0	0	3	2	0	1-1	21	0	4	223	55.8	0	0
Sep 28, 2019	at Notre Dame	6	234	39.0	44	0	0	2	0	0	1-0	0	0	6	377	62.8	4	0
Oct 11, 2019	at Miami (FL)	6	275	45.8	51	0	0	3	2	0	1-1	19	0	4	255	63.8	1	0
Oct 19, 2019	DUKE	4	156	39.0	47	0	0	3	0	0	0-0	0	0	2	124	62.0	0	0
Oct 26, 2019	at Louisville	5	226	45.2	56	0	1	1	2	1	1-0	0	0	5	269	53.8	0	0
Nov 02, 2019	at North Carolina	2	76	38.0	43	0	0	1	0	1	1-1	37	0	6	372	62.0	3	0
Nov 09, 2019	GEORGIA TECH	4	151	37.8	53	0	0	1	1	1	1-0	0	0	5	287	57.4	0	0
Nov 23, 2019	LIBERTY	5	154	30.8	45	0	0	4	0	0	3-2	37	0	5	324	64.8	1	0
Nov 29, 2019	VIRGINIA TECH	4	183	45.8	53	0	0	1	1	1	3-3	47	0	7	455	65.0	6	0
Dec 07, 2019	vs Clemson	1	30	30.0	30	0	0	1	0	1	2-2	47	0	11	711	64.6	7	0
Dec 30, 2019	vs Florida	2	66	33.0	38	0	0	2	0	0	3-3	49	0	8	520	65.0	6	0
Opponent totals		63	2516	39.9	59	1	1	29	10	9	21-15	53	0	75	4654	62.1	33	0
Virginia		57	2390	41.9	78	0	5	21	6	24	24-20	49	2	86	5353	62.2	58	4

VIRGINIA GAME SUPERLATIVES

INDIVIDUAL GAME HIGHS

Rushes	24	Bryce Perkins at North Carolina (Nov 02, 2019)
Yards Rushing	164	Bryce Perkins vs Virginia Tech (Nov 29, 2019)
TD Rushes	3	Wayne Taulapapa vs Florida State (Sep 14, 2019) Bryce Perkins vs Duke (Oct 19, 2019)
Long Rush	67	Bryce Perkins vs Virginia Tech (Nov 29, 2019)
Pass attempts	43	Bryce Perkins at Notre Dame (Sep 28, 2019) Bryce Perkins vs Clemson (Dec 07, 2019)
Pass completions	30	Bryce Perkins vs Florida State (Sep 14, 2019) Bryce Perkins at Notre Dame (Sep 28, 2019) Bryce Perkins at North Carolina (Nov 02, 2019)
Yards Passing	378	Bryce Perkins at North Carolina (Nov 02, 2019)
TD Passes	4	Bryce Perkins vs Florida (Dec 30, 2019)
Long Pass	67	Bryce Perkins vs Virginia Tech (Nov 29, 2019)
Receptions	13	Terrell Jana at North Carolina (Nov 02, 2019)
Yards Receiving	146	Terrell Jana at North Carolina (Nov 02, 2019)
TD Receptions	2	Hasise Dubois vs Florida (Dec 30, 2019)
Long Reception	67	Hasise Dubois vs Virginia Tech (Nov 29, 2019)
Field Goals	3	Brian Delaney at Pitt (Aug 31, 2019) Brian Delaney at Miami (FL) (Oct 11, 2019)
Long Field Goal	49	Brian Delaney vs Florida State (Sep 14, 2019)
Punts	7	Nash Griffin at Louisville (Oct 26, 2019)
Punting Avg	48.2	Nash Griffin vs Florida (Dec 30, 2019)
Long Punt	78	Nash Griffin at Louisville (Oct 26, 2019)
Punts inside 20	4	Nash Griffin at Louisville (Oct 26, 2019)
Long Punt Return	22	Billy Kemp IV vs William & Mary (Sep 06, 2019)
Long Kickoff Return	100	Joe Reed vs William & Mary (Sep 06, 2019)
Tackles	15	Charles Snowden vs Old Dominion (Sep 21, 2019)
Sacks	2.5	Jordan Mack vs William & Mary (Sep 06, 2019)
Tackles For Loss	3.5	Charles Snowden vs Old Dominion (Sep 21, 2019)
Interceptions	2	De'Vante Cross vs Liberty (Nov 23, 2019) Noah Taylor vs Virginia Tech (Nov 29, 2019)

TEAM GAME HIGHS

Rushes	44	vs Liberty (Nov 23, 2019)
Yards Rushing	227	vs Liberty (Nov 23, 2019)
Yards Per Rush	7.2	vs Virginia Tech (Nov 29, 2019)
TD Rushes	5	vs Duke (Oct 19, 2019)
Pass attempts	48	vs Clemson (Dec 07, 2019)
Pass completions	31	at North Carolina (Nov 02, 2019)
Yards Passing	383	at North Carolina (Nov 02, 2019)
Yards Per Pass	9.6	at North Carolina (Nov 02, 2019)
TD Passes	4	vs Florida (Dec 30, 2019)
Total Plays	78	vs Liberty (Nov 23, 2019)
Total Offense	517	at North Carolina (Nov 02, 2019)
Yards Per Play	8.5	vs Virginia Tech (Nov 29, 2019)
Points	55	vs Liberty (Nov 23, 2019)
Sacks By	7	vs William & Mary (Sep 06, 2019)
First Downs	28	at North Carolina (Nov 02, 2019)
Penalties	9	vs Florida State (Sep 14, 2019)
Penalty Yards	97	vs Florida State (Sep 14, 2019)
Turnovers	5	at Notre Dame (Sep 28, 2019)
Interceptions By	2	at Pitt (Aug 31, 2019) vs Duke (Oct 19, 2019) vs Liberty (Nov 23, 2019) vs Virginia Tech (Nov 29, 2019)
Punts	7	at Louisville (Oct 26, 2019)
Punting Avg	48.2	vs Florida (Dec 30, 2019)
Long Punt	78	at Louisville (Oct 26, 2019)
Punts inside 20	4	at Louisville (Oct 26, 2019)
Long Punt Return	22	vs William & Mary (Sep 06, 2019)



OPPONENT INDIVIDUAL GAME HIGHS

Rushes	28	Javian Hawkins at Louisville (Oct 26, 2019)
Yards Rushing	138	Lamical Perine vs Florida (Dec 30, 2019)
TD Rushes	3	Tony Jones Jr. at Notre Dame (Sep 28, 2019)
Long Rush	61	Lamical Perine vs Florida (Dec 30, 2019)
Pass attempts	41	Kenny Pickett at Pitt (Aug 31, 2019)
Pass completions	24	Kyle Trask vs Florida (Dec 30, 2019)
Yards Passing	353	Sam Howell at North Carolina (Nov 02, 2019)
TD Passes	4	Sam Howell at North Carolina (Nov 02, 2019) Trevor Lawrence, vs Clemson (Dec 07, 2019)
Long Pass	77	Micale Cunningham at Louisville (Oct 26, 2019)
Receptions	9	Tee Higgins, vs Clemson (Dec 07, 2019)
Yards Receiving	202	Dyami Brown at North Carolina (Nov 02, 2019)
TD Receptions	3	Dyami Brown at North Carolina (Nov 02, 2019) Tee Higgins vs Clemson (Dec 07, 2019)
Long Reception	77	Tutu Atwell at Louisville (Oct 26, 2019)
Field Goals	3	Brian Johnson vs Virginia Tech (Nov 29, 2019) Evan McPherson vs Florida (Dec 30, 2019)
Long Field Goal	53	Ricky Aguayo vs Florida State (Sep 14, 2019)
Punts	6	Tommy Martin vs Florida State (Sep 14, 2019) Bailey Cate vs Old Dominion (Sep 21, 2019) Jay Bramblett at Notre Dame (Sep 28, 2019) Lou Hedley at Miami (FL) (Oct 11, 2019)
Punting Avg	45.8	Lou Hedley at Miami (FL) (Oct 11, 2019)
Long Punt	59	Tommy Martin vs Florida State (Sep 14, 2019)
Punts inside 20	3	Tommy Martin vs Florida State (Sep 14, 2019)
Long Punt Return	35	Tayvion Robinson vs Virginia Tech (Nov 29, 2019)
Long Kickoff Return	52	Shedro Louis vs Liberty (Nov 23, 2019)
Tackles	15	Chazz Surratt at North Carolina (Nov 02, 2019)
Sacks	3.0	Julian Okwara at Notre Dame (Sep 28, 2019)
Tackles For Loss	3.5	Keion White vs Old Dominion (Sep 21, 2019)
Interceptions	1	Miles Hayes vs William & Mary (Sep 06, 2019) Corey Parker vs William & Mary (Sep 06, 2019) Arman Jones vs William & Mary (Sep 06, 2019) Levonta Taylor vs Florida State (Sep 14, 2019) Asante Samuel vs Florida State (Sep 14, 2019) Alohi Gilman at Notre Dame (Sep 28, 2019) Kyle Hamilton at Notre Dame (Sep 28, 2019) Jalen Alexander vs Duke (Oct 19, 2019) Leonard Johnson vs Duke (Oct 19, 2019) Chandler Jones at Louisville (Oct 26, 2019) Chamarri Conner vs Virginia Tech (Nov 29, 2019) Isaiah Simmons vs Clemson (Dec 07, 2019) Nolan Turner vs Clemson (Dec 07, 2019) Sean Maguire vs Clemson (Dec 07, 2019) Kair Elam vs Florida (Dec 30, 2019)

OPPONENT TEAM GAME HIGHS

Rushes	45	at Louisville (Oct 26, 2019) vs Virginia Tech (Nov 29, 2019)
Yards Rushing	244	vs Florida (Dec 30, 2019)
Yards Per Rush	7.2	vs Florida (Dec 30, 2019)
TD Rushes	4	at Notre Dame (Sep 28, 2019) vs Clemson (Dec 07, 2019) vs Liberty (Nov 23, 2019)
Pass attempts	47	vs Florida (Dec 30, 2019)
Pass completions	24	vs Clemson (Dec 07, 2019)
Yards Passing	408	vs Clemson (Dec 07, 2019)
Yards Per Pass	14.1	vs Clemson (Dec 07, 2019)
TD Passes	4	at North Carolina (Nov 02, 2019) vs Clemson (Dec 07, 2019) vs Virginia Tech (Nov 29, 2019)
Total Plays	75	vs Clemson (Dec 07, 2019)
Total Offense	619	vs Clemson (Dec 07, 2019)
Yards Per Play	9.2	vs Clemson (Dec 07, 2019)
Points	62	vs Clemson (Dec 07, 2019)
Sacks By	8	at Notre Dame (Sep 28, 2019)
First Downs	28	vs Clemson (Dec 07, 2019)
Penalties	10	vs Florida State (Sep 14, 2019)
Penalty Yards	83	vs Florida State (Sep 14, 2019)
Turnovers	5	vs Duke (Oct 19, 2019)
Interceptions By	3	vs William & Mary (Sep 06, 2019) vs Clemson (Dec 07, 2019)
Punts	7	vs William & Mary (Sep 06, 2019)
Punting Avg	45.8	at Miami (FL) (Oct 11, 2019)
Long Punt	59	vs Florida State (Sep 14, 2019)
Punts inside 20	3	vs Florida State (Sep 14, 2019)
Long Punt Return	35	vs Virginia Tech (Nov 29, 2019)

PASSING GAME-BY-GAME

PERKINS, B	ATT	COMP	INT	PCT	YARDS	TD	LONG	SACK	YDS	EFFIC
PITT	34	20	0	58.8	181	2	33	3	18	123.0
WILLIAM & MARY	26	16	2	61.5	192	2	40	0	0	133.6
FLORIDA STATE	40	30	2	75.0	295	1	35	2	10	135.2
OLD DOMINION	24	15	0	62.5	175	1	34	2	18	137.5
NOTRE DAME	43	30	2	69.8	334	2	43	8	55	141.1
MIAMI (FL)	42	25	0	59.5	252	0	49	5	28	109.9
DUKE	26	13	1	50.0	141	0	23	2	11	87.9
LOUISVILLE	41	24	1	58.5	233	1	39	4	30	109.4
NORTH CAROLINA	39	30	0	76.9	378	3	40	3	17	183.7
GEORGIA TECH	35	24	0	68.6	258	1	35	2	10	139.9
LIBERTY	30	18	0	60.0	199	2	25	3	8	137.7
VIRGINIA TECH	33	20	1	60.6	311	1	67	2	8	143.7
CLEMSON	43	27	2	62.8	266	2	46	2	11	120.8
FLORIDA	40	28	1	70.0	323	4	52	3	14	165.8
TOTALS	496	320	12	64.5	3538	22	67	41	238	134.2
ARMSTRONG, B	ATT	COMP	INT	PCT	YARDS	TD	LONG	SACK	YDS	EFFIC
WILLIAM & MARY	10	9	1	90.0	103	0	28	0	0	156.5
LOUISVILLE	1	0	0	0.0	0	0	0	0	0	0.0
NORTH CAROLINA	1	1	0	100.0	5	0	5	0	0	142.0
LIBERTY	4	3	0	75.0	73	1	44	0	0	310.8
CLEMSON	4	2	1	50.0	15	0	12	0	0	31.5
TOTALS	20	15	2	75.0	196	1	44	0	0	153.8
GRIFFIN, N	ATT	COMP	INT	PCT	YARDS	TD	LONG	SACK	YDS	EFFIC
CLEMSON	1	1	0	100.0	2	0	2	0	0	116.8
TOTALS	1	1	0	100.0	2	0	2	0	0	116.8
STONE, L	ATT	COMP	INT	PCT	YARDS	TD	LONG	SACK	YDS	EFFIC
DUKE	2	1	1	50.0	12	0	12	0	0	0.4
TOTALS	2	1	1	50.0	12	0	12	0	0	0.4
TEAM	ATT	COMP	INT	PCT	YARDS	TD	LONG	SACK	YDS	EFFIC
FLORIDA	1	0	0	0.0	0	0	0	0	0	0.0
TOTALS	1	0	0	0.0	0	0	0	0	0	0.0

RUSHING GAME-BY-GAME

	NO-YDS/TD	UP	WM	FS	ODU	ND	UM	DU	UL	NC	GT	LU	VT	CU	UF
PERKINS, B	227-769/11	18-44/0	7-68/1	12-46/0	14-35/1	16-29/0	17-27/0	22-62/3	13-22/0	24-112/2	21-106/1	13-30/1	19-164/2	17-58/0	14-24/0
TAULAPAPA, W	116-473/12	10-66/1	DNP	18-53/3	11-33/1	10-31/0	8-27/0	14-77/2	11-54/2	5-21/0	10-37/2	DNP	6-17/1	8-43/0	5-14/0
KIER, PK	32-174/1	5-19/0	6-45/0	1-1/0	2-5/0	2-1/0	3-14/0	-	-	1-5/0	2-6/0	10-82/1	-	-	-
HOLLINS, M	21-112/3	-	11-78/2	-	-	-	2-7/0	-	DNP	-	-	8-27/1	-	-	-
ATKINS, L	15-73/1	-	3-5/0	-	-	-	1-1/0	1-5/0	-	-	1-3/0	9-61/1	-	-	-
KELLY, T	5-43/0	DNP	1-9/0	-	1-1/0	-	-	1-17/0	1-0/0	-	-	1-16/0	-	DNP	DNP
REED, J	8-42/0	-	-	1-22/0	-	1-3/0	-	1-4/0	1-2/0	-	2-5/0	-	-	DNP	2-14/0
ARMSTRONG, B	7-19/0	-	3-13/0	DNP	DNP	DNP	DNP	DNP	-	-	DNP	2-3/0	DNP	2-3/0	-
KEMP, B	2-7/0	DNP	1-1/0	-	-	-	-	-	-	-	-	1-8/0	-	-	-
PEACOCK, J	1-4/0	-	1-4/0	-	-	-	-	-	-	-	-	-	-	-	-
STONE, L	1-5/0	DNP	DNP	DNP	1-5/0	DNP	DNP	-	DNP	DNP	DNP	DNP	DNP	DNP	DNP
TEAM	7-14/0	DNP	2-5/0	DNP	DNP	DNP	DNP	2-3/0	DNP	2-4/0	1-2/0	DNP	-	DNP	-

RECEIVING GAME-BY-GAME

	NO-YDS/TD	UP	WM	FS	ODU	ND	UM	DU	UL	NC	GT	LIBERTY	VT	CU	UF
DUBOIS, H	75-1062/6	4-45/1	3-50/0	7-75/0	2-21/0	9-143/1	7-93/0	4-62/0	7-93/0	6-97/1	-	2-31/0	4-139/0	10-130/1	10-83/2
JANA, T	74-886/3	3-29/0	2-35/0	7-85/0	3-25/0	4-23/0	5-47/0	1-13/0	6-75/0	13-146/0	9-108/0	4-56/1	4-56/0	6-62/1	7-126/1
REED, J	77-679/7	7-34/0	4-58/1	8-83/1	4-40/1	9-107/1	5-33/0	5-45/0	8-48/0	6-55/0	5-27/1	4-31/1	5-66/0	DNP	7-52/1
COWLEY, T	28-311/1	2-27/0	1-6/0	3-21/0	1-22/0	3-34/0	2-8/0	1-19/0	1-12/0	3-53/1	2-23/0	1-7/0	3-9/0	2-10/0	3-60/0
KEMP, B	35-289/1	DNP	3-34/0	2-20/0	2-10/0	3-10/0	2-20/0	2-2/0	-	-	4-51/0	4-42/0	3-32/1	9-66/0	1-2/0
KELLY, T	14-152/1	DNP	4-1/0	-	2-23/0	-	2-35/0	-	1-4/1	1-21/0	2-46/0	1-13/0	1-9/0	DNP	DNP
CHATMAN, T	7-104/1	1-33/0	3-44/1	-	-	2-17/0	-	-	DNP	DNP	DNP	1-10/0	DNP	-	DNP
ATKINS, L	8-61/0	-	1-5/0	3-11/0	1-34/0	-	1-1/0	-	1-1/0	-	-	1-9/0	-	-	-
WICKS, D	3-61/1	-	-	DNP	DNP	DNP	DNP	1-12/0	-	-	-	2-49/1	-	-	-
MITCHELL, H	3-51/0	-	2-49/0	-	-	-	-	-	-	-	-	-	-	1-2/0	-
SNOWDEN, C	1-24/0	-	-	-	-	-	-	-	-	-	-	1-24/0	-	-	-
TAULAPAPA, W	5-23/0	1-5/0	DNP	-	-	-	-	-	-	1-5/0	2-3/0	DNP	-	1-10/0	-
SHARP, C	4-21/1	2-8/1	2-13/0	DNP	-	-	-	-	-	-	-	-	-	-	-
BRISSETT, D	2-18/0	DNP	DNP	-	-	-	1-15/0	-	-	-	-	-	-	1-3/0	-
MISCH, G	1-6/1	-	-	-	-	-	-	-	-	1-6/1	-	-	-	-	-



PUNT RETURNS

	NO-YDS	UP	WM	FS	ODU	ND	UM	DU	UL	NC	GT	LU	VT	CU	UF
KEMP, B	23-137	DNP	4-51	2-0	2-10	2-17	3-18	1-2	2-3	1-8	3-9	-	3-19	-	-
DAVIS, C	2-12	1-12	1-0	DNP	DNP	DNP	DNP	-	DNP	DNP	DNP	DNP	DNP	DNP	DNP
TAYLOR, N	1-2	1-2	-	-	-	-	-	-	-	-	-	-	-	-	-

KICK RETURNS

	NO-YDS	UP	WM	FS	ODU	ND	UM	DU	UL	NC	GT	LU	VT	CU	UF
REED, J	24-796	2-48	1-100	1-35	4-119	2-39	3-112	2-138	3-94	3-58	-	-	1-21	DNP	2-32
MILLEDGE, S	8-206	DNP	DNP	DNP	DNP	DNP	DNP	DNP	DNP	DNP	DNP	4-130	-	4-76	-
KELLY, T	8-179	DNP	1-28	-	-	-	-	-	2-22	-	5-129	-	-	DNP	DNP
COWLEY, T	2-23	-	2-23	-	-	-	-	-	-	-	-	-	-	-	-

INTERCEPTION RETURNS

	NO-YDS	UP	WM	FS	ODU	ND	UM	DU	UL	NC	GT	LU	VT	CU	UF
BLOUNT, J	3-66	1-9	-	-	-	-	-	1-20	-	-	1-37	-	-	-	-
GRANT, N	2-85	-	1-85	-	-	-	-	-	-	-	-	-	-	-	1-0
CROSS, D	2-87	-	-	-	-	-	-	-	-	-	-	2-87	-	-	-
TAYLOR, N	2-0	-	-	-	-	-	-	-	-	-	-	-	2-0	-	-
ZANDIER, Z	1-22	-	-	-	1-22	-	-	-	-	-	-	-	-	-	-
NELSON, B	1-17	-	-	-	-	-	-	1-17	-	DNP	DNP	DNP	DNP	DNP	DNP
GAHM, M	1-2	1-2	-	-	-	-	-	-	-	-	-	-	-	-	-

DEFENSE GAME-BY-GAME

TOTAL TACKLES

	UA-A	TOT	UP	WM	FS	ODU	ND	UM	DU	UL	NC	GT	LU	VT	CU	UF
ZANDIER, Z	49-59	108	6-3	4-5	3-4	0-4	5-3	3-4	4-4	6-1	4-3	1-8	2-2	2-4	2-8	7-6
BLOUNT, J	60-35	95	5-2	5-2	1-4	3-3	9-1	5-3	3-7	4-1	3-0	0-6	3-1	7-1	7-4	5-0
SNOWDEN, C	36-36	72	4-1	2-2	2-2	6-9	3-0	2-2	1-3	4-1	4-4	0-6	1-0	2-2	2-2	3-2
MACK, J	36-33	69	2-1	3-1	5-8	6-3	2-1	1-2	2-4	3-0	2-3	3-6	2-3	5-1	-	DNP
CROSS, D	36-24	60	2-1	2-3	3-6	0-1	2-3	5-0	1-0	5-0	2-0	3-4	-	4-3	3-1	4-2
TAYLOR, N	36-21	57	1-0	1-3	3-2	2-1	4-0	3-3	1-4	4-0	4-3	1-0	4-1	4-2	0-1	4-1
GRANT, N	34-17	51	3-2	1-3	1-0	1-2	6-2	1-1	1-3	1-0	3-0	5-2	1-0	3-0	4-2	3-0
MOORE, C	19-23	42	DNP	1-1	DNP	-	DNP	1-2	4-8	3-1	3-0	1-3	DNP	DNP	0-7	6-1
HANBACK, E	15-21	36	0-2	-	0-1	1-1	3-0	-	0-3	6-0	0-3	1-3	1-1	3-2	0-2	0-3
GAHM, M	16-20	36	1-2	-	1-2	4-6	1-1	-	2-3	1-0	0-2	0-2	-	4-1	1-1	1-0
FAUMUI, A	13-20	33	1-1	0-2	2-1	2-2	1-0	-	-	-	0-3	0-1	3-2	3-4	0-1	1-3
SMITH, H	20-8	28	DNP	1-0	-	-	-	DNP	DNP	DNP	DNP	1-0	6-2	5-3	7-3	DNP
JACKSON, N	11-17	28	-	1-1	-	-	-	-	1-2	1-3	3-0	-	0-2	1-0	2-7	2-2
ALONSO, M	10-13	23	-	-	0-1	1-2	-	2-0	0-1	0-1	2-2	0-1	1-0	1-3	1-2	2-0
BURNEY, R	7-14	21	1-1	-	0-2	1-3	1-0	1-1	1-1	0-1	1-1	0-1	-	-	0-3	1-0
HALL, B	13-7	20	4-2	0-1	2-3	2-1	4-0	1-0	DNP	DNP	DNP	DNP	DNP	DNP	DNP	DNP
NELSON, B	12-7	19	5-2	0-1	2-1	2-0	-	1-2	0-1	2-0	DNP	DNP	DNP	DNP	DNP	DNP
BRIGGS, J	5-14	19	-	2-4	0-2	-	0-1	0-2	-	1-3	2-2	-	-	DNP	-	-
SNYDER, R	3-10	13	1-2	0-1	1-1	1-6	DNP	DNP	DNP	DNP	DNP	DNP	DNP	DNP	DNP	DNP
BROWN, E	1-7	8	-	0-2	-	DNP	DNP	-	1-5	-	DNP	DNP	-	DNP	DNP	-
MITCHELL, H	3-1	4	-	-	-	0-1	1-0	-	-	-	1-0	-	-	-	-	1-0
ATKINS, L	2-2	4	-	0-1	-	-	-	-	-	1-0	-	0-1	-	1-0	-	-
CLARY, A	2-2	4	DNP	DNP	DNP	DNP	-	-	2-2	-	DNP	DNP	DNP	DNP	DNP	DNP
WICKS, D	2-1	3	-	-	DNP	DNP	DNP	DNP	1-0	-	-	-	1-0	0-1	-	-
PRATT, D	2-1	3	DNP	DNP	DNP	DNP	DNP	DNP	-	-	-	0-1	2-0	-	-	-
SMILEY III, B	1-2	3	DNP	1-0	DNP	DNP	DNP	DNP	0-2	DNP	DNP	DNP	DNP	DNP	DNP	DNP
DIXON, T	2-1	3	DNP	-	-	-	DNP	DNP	DNP	DNP	-	0-1	1-0	-	1-0	-
HARRISON, T.C.	1-1	2	DNP	DNP	DNP	DNP	DNP	DNP	DNP	0-1	-	DNP	1-0	-	-	-
HOLLINS, M	2-0	2	-	-	-	-	-	1-0	1-0	DNP	-	-	-	-	-	-
PERKINS, B	2-0	2	-	-	-	-	1-0	-	1-0	-	-	-	-	-	1-0	-
WHITE, J	0-2	2	-	-	DNP	DNP	DNP	DNP	-	-	-	-	0-2	DNP	-	-
MISCH, G	1-1	2	-	-	-	-	-	-	0-1	1-0	-	-	-	-	-	-
AHERN, J	0-2	2	DNP	DNP	DNP	DNP	DNP	DNP	0-2	DNP	-	DNP	DNP	-	DNP	DNP
GRIFFIN, N	2-0	2	-	-	-	-	-	-	-	-	1-0	-	-	1-0	-	-
MILLEDGE, S	0-1	1	DNP	DNP	DNP	DNP	DNP	DNP	DNP	DNP	DNP	DNP	-	0-1	-	-
SWOBODA, R	0-1	1	-	-	-	-	-	-	DNP	DNP	DNP	DNP	-	0-1	-	-
HASKINS, B	0-1	1	-	0-1	-	-	-	-	-	-	-	-	-	-	-	-
GLASER, C	0-1	1	-	-	-	-	-	-	-	-	-	-	-	0-1	-	-
KING, C	1-0	1	DNP	-	-	DNP	DNP	DNP	DNP	-	-	-	-	DNP	DNP	1-0
SATIU, J	0-1	1	DNP	-	-	-	-	-	-	0-1	-	-	-	-	-	-
JONES, P	0-1	1	-	-	-	0-1	-	-	-	DNP	DNP	DNP	DNP	-	-	-
KIER, P.K.	1-0	1	-	-	-	-	-	-	1-0	-	-	-	-	-	-	-
BAKER, J	1-0	1	DNP	DNP	DNP	DNP	DNP	-	-	-	1-0	-	DNP	-	DNP	DNP
TAULAPAPA, W	1-0	1	-	DNP	-	-	-	-	1-0	-	-	-	DNP	-	-	-
COWLEY, T	1-0	1	-	-	-	-	-	-	-	-	-	-	-	1-0	-	-
DUBOIS, H	1-0	1	-	-	-	-	1-0	-	-	-	-	-	-	-	-	-
REED, J	1-0	1	-	-	1-0	-	-	-	-	-	-	-	-	-	DNP	-

TACKLES FOR LOSS

	UA-A	TOT	UP	WM	FS	ODU	ND	UM	DU	UL	NC	GT	LU	VT	CU	UF
TAYLOR, N LB	12-3	13.5	-	1.0-10	1.0-5	1.0-2	1.0-15	2.5-7	1.0-2	1.0-1	0.5-2	1.0-6	-	1.0-7	0.5-4	2.0-2
ZANDIER, Z LB	9-7	12.5	0.5-1	2.0-10	2.5-8	-	1.0-5	1.0-1	-	3.0-12	-	-	-	0.5-1	1.0-11	1.0-1
SNOWDEN, C LB	8-6	11.0	1.5-4	1.0-2	-	3.5-23	-	1.5-3	0.5-1	1.0-3	-	-	-	1.0-11	-	1.0-6
HANBACK, E DT	6-5	8.5	1.0-5	-	-	0.5-0	1.0-7	-	-	3.0-14	0.5-3	1.0-3	0.5-3	1.0-1	-	-
MACK, J LB	7-3	8.5	0.5-6	2.5-10	2.0-11	1.0-7	1.0-6	-	1.0-10	-	-	-	0.5-4	-	-	DNP
FAUMUI, A DL	5-6	8.0	0.5-1	1.0-3	1.0-3	0.5-3	-	-	-	-	-	-	2.5-14	2.5-12	-	-
BLOUNT, J S	6-1	6.5	2.0-12	-	-	-	1.0-2	0.5-1	-	1.0-4	-	-	1.0-2	-	1.0-7	-
ALONSO, M DL	6-1	6.5	-	-	-	-	-	1.0-8	-	-	2.0-3	-	1.0-1	1.0-7	0.5-21	0-3
GAHM, M LB	5-1	5.5	-	-	1.0-1	1.5-2	-	-	2.0-6	-	-	-	-	1.0-9	-	-
CROSS, D S	4-0	4.0	-	1.0-1	-	-	-	1.0-3	-	-	-	-	-	-	2.0-15	-
HALL, B CB	3-0	3.0	1.0-5	-	1.0-1	1.0-2	-	-	DNP	DNP	DNP	DNP	DNP	DNP	DNP	DNP
BRIGGS, J DT	2-2	3.0	-	1.5-5	-	-	-	0.5-1	-	-	1.0-12	-	-	DNP	-	-
BURNEY, R DE	2-1	2.5	-	-	0.5-1	1.0-8	-	1.0-3	-	-	-	-	-	-	-	-
GRANT, N CB	0-3	1.5	-	1.0-6	-	-	-	-	0.5-0	-	-	-	-	-	-	-
MOORE, C DB	0-2	1.0	DNP	-	DNP	-	DNP	-	-	-	-	-	DNP	DNP	1.0-8	-
JACKSON, N LB	0-2	1.0	-	-	-	-	-	-	-	-	-	-	0.5-3	-	0.5-2	-
NELSON, B SS	1-0	1.0	-	-	-	1.0-3	-	-	-	-	DNP	DNP	DNP	DNP	DNP	DNP
SMITH, H DB	0-1	0.5	DNP	-	-	-	-	DNP	DNP	DNP	DNP	-	-	-	0.5-3	DNP
SNYDER, R LB	0-1	0.5	-	0.5-1	-	-	DNP	DNP	DNP	DNP	DNP	DNP	DNP	DNP	DNP	DNP
BROWN, E LB	0-1	0.5	-	0.5-5	-	DNP	DNP	-	-	-	DNP	DNP	-	DNP	DNP	-

SACKS

	UA-A	TOT	UP	WM	FS	ODU	ND	UM	DU	UL	NC	GT	LU	VT	CU	UF
MACK, J	6-3	7.5	0.5-6	2.5-10	1.0-5	1.0-7	1.0-6	-	1.0-10	-	-	-	0.5-4	-	-	DNP
TAYLOR, N	6-2	7.0	-	1.0-10	1.0-5	1.0-2	1.0-15	1.0-4	-	-	0.5-2	-	-	1.0-7	0.5-4	-
ZANDIER, Z	4-2	5.0	-	1.0-7	1.0-4	-	1.0-5	0.5-0	-	1.0-7	-	-	-	0.5-1	-	-
SNOWDEN, C	4-2	5.0	-	1.0-2	-	2.0-13	-	-	-	-	-	-	-	1.0-11	-	1.0-6
HANBACK, E	3-3	4.5	0.5-5	-	-	-	1.0-7	-	-	2.0-13	0.5-3	-	0.5-3	-	-	-
FAUMUI, A	2-4	4.0	-	0.5-3	-	0.5-3	-	-	-	-	-	-	1.5-13	1.5-10	-	-
BLOUNT, J	3-1	3.5	2.0-12	-	-	-	-	0.5-1	-	1.0-4	-	-	-	-	-	-
ALONSO, M	2-0	2.0	-	-	-	-	-	1.0-8	-	-	-	-	-	1.0-7	-	-
GAHM, M	1-1	1.5	-	-	-	0.5-1	-	-	-	-	-	-	-	1.0-9	-	-
BRIGGS, J	1-0	1.0	-	-	-	-	-	-	-	-	1.0-12	-	-	DNP	-	-
CROSS, D	1-0	1.0	-	-	-	-	-	-	-	-	-	-	-	-	1.0-8	-
BURNEY, R	1-0	1.0	-	-	-	1.0-8	-	-	-	-	-	-	-	-	-	-
HALL, B	1-0	1.0	1.0-5	-	-	-	-	-	DNP	DNP	DNP	DNP	DNP	DNP	DNP	DNP
GRANT, N	0-1	0.5	-	0.5-4	-	-	-	-	-	-	-	-	-	-	-	-
JACKSON, N	0-1	0.5	-	-	-	-	-	-	-	-	-	-	0.5-3	-	-	-
BROWN, E	0-1	0.5	-	0.5-5	-	DNP	DNP	-	-	-	DNP	DNP	-	DNP	DNP	-
MOORE, C	0-1	0.5	DNP	-	DNP	-	DNP	-	-	-	-	-	DNP	DNP	0.5-4	-



GAME 1 • UVA 30, Pitt 14 Aug. 31 • Pittsburgh, Pa.

Game Notes

- UVA is 4-8 all-time against Pitt.
- UVA is 83-38-9 all-time in season openers.
- UVA is 27-39 all-time in ACC openers.
- UVA is 4-0 under Bronco Mendenhall in ACC openers.
- Virginia blocked a punt for the first time since 2017 at Miami.
- QB Bryce Perkins finished with two passing touchdowns. He has thrown for multiple touchdowns in 13-of-14 career games.
- PK Brian Delaney tied a career high with three field goals (39, 36, 45).
- OLB Matt Gahm made his first career interception in the third quarter. It led to a touchdown pass from Bryce Perkins to Hasise Dubois. It was the first interception by a UVA linebacker since Charles Snowden at Virginia Tech in 2018.
- WR Joe Reed finished with a career-high seven receptions.
- TB Wayne Taulapapa carried the ball for the first time in his career, finishing with 66 rushing yards on 10 carries and a touchdown.
- S Joey Blount recorded his first career sack in the third quarter. It forced fourth down, which resulted in a missed 50-yard field goal by Pitt. He recorded a second sack in the fourth quarter.
- Blount recorded his first interception of the year and third of his career in the fourth quarter the very next play after his sack.
- OLB Noah Taylor blocked the first punt of his career in the first quarter. It was the first UVA blocked punt since Charles Snowden at Miami in 2017.
- TB Chris Sharp caught his third career touchdown reception in the first quarter on a two-yard scoring strike.
- P Nash Griffin made the first punt of his career in the first quarter for 41 yards and the ball was fair caught inside the 20-yard line.
- WR Terrell Chatman had a career-long 33-yard reception in the second quarter.
- OL Dillon Reinkensmeyer made his first career start at RT. He has now made starts in four of the five offensive line spots. He has made starts at left tackle (2), center (21), right guard (1) and right tackle (1).
- With Jowon Briggs starting at defensive tackle, UVA has started a true freshman on the defensive line in the season opener for the second year in a row. Jordan Redmond did so last season against Richmond.

Score by Quarters:

Virginia	10	3	10	7	—	30
Pitt	0	14	0	0	—	14

Scoring Summary:

1st	08:17	VA	Brian Delaney 39 yd field goal	11 plays, 53 yds, 6:13	VA 7 - UP 0
	06:11	VA	Chris Sharp 2 yd pass from Perkins	3-19, 1:31	VA 10- UP 0
2nd	13:29	UP	Davis, A. 2 yd run	7-85:2:26	VA 10- UP 7
	10:19	VA	Brian Delaney, 36 yd field goal	8-6 3:10	UVA 13- UP 7
	00:38	UP	Tipton, 3 yd pass from Pickett	14-80 5:34	VA 13- UP-14
3rd	11:54	VA	Brian Delaney, 45 yd field goal	10-47:3:06	VA 16- UP 14
	08:23	VA	Hasise Dubois 13 yd pass from Perkins	5-29 3:13	UVA 23- UP 14
	00:32	VA	Wayne Taulapapa 10 yd run	5-27 3:06	UVA 30 - UP 14

Attendance— 47,144

	UVA	UP		UVA	UP
First Downs	20	15	Punts (Number-Avg)	4-45.5	5-34.4
Rushes-Yards (Net)	129	78	Fumbles-Lost	2-0	0-0
Passing Yards (Net)	181	185	Penalties-Yards	3-35	5-51
Passes Comp-Att-Int	20-34-0	21-41-2	Possession Time	34:16	25:44
Total Offense Plays-Yards	67-310	71-263	Third-Down Conversions	8 of 15	7 of 16
Fumble Returns-Yards	0-0	0-0	Fourth-Down Conversions	0 of 0	0 of 1
Punt Returns-Yards	4-182	5-172	Red-Zone Scores-Chances	5-5	2-5
Kickoff Returns-Yards	3-194	7-425	Sacks By: Number-Yards	4-28	3-18
Interception Returns-Yards	0-0	2-11			

RUSHING: PITT - AJ Davis 8-27; Todd Sibley Jr. 7-24; Kenny Pickett 12-44; V'Lique Carter 1-8; Vincent Davis 2-6 **VIRGINIA** - Wayne Taulapapa 10-66; Bryce Perkins 18-70; PK Kier 5-20

PASSING: PITT - Kenny Pickett 21-41-2-185 **VIRGINIA** - Bryce Perkins 20-34-0-181
RECEIVING: PITT - AJ Davis 20-65; Maurice Ffrench 6-54; Taysir Mack 6-33; Tre Tipton 3-26; Will Gragg 3-4; V'Lique Carter 1-3. **VIRGINIA** - Hasise Dubois 4-45; Joe Reed 7-34; Terrell Chatman 1-33; Terrell Jana 3-29; Tanner Crowley 2-27; Chris Sharp 2-8; Wayne Taulapapa 1-5.

GAME 2 • UVA 52, William & Mary 17 Sept. 6 • Charlottesville, Va.

Game Notes

- UVA is 30-6-1 all-time against William & Mary.
- UVA is 24-4 all-time against William & Mary at home.
- UVA scored 21 points in the first quarter for the first time since the 2018 Ohio game in Nashville.
- UVA's 35 points in the first half are tied for No. 9 all-time for the first half in UVA history.
- UVA scored in all three phases of the game (offense, defense, special teams) for the first time since Sept. 21, 2002 against Akron.
- Virginia scored 50+ points in a game for the first time since beating Temple in 2005, 51-3.
- Virginia has scored on each of its opening drives in the first and second halves in both games this season. At Pitt UVA scored field goals in its opening possessions of each half. Against William & Mary, UVA tallied touchdowns.
- UVA's defense has not allowed an offensive touchdown in 10 of the last 12 quarters played.
- UVA did not punt in a game for the first time since 1989 against Duke.
- CB Nick Grant collected his first career interception in the first quarter. He returned it 85 yards for a touchdown. It was the third-longest return in UVA program history.
- Grant's interception for a touchdown was the first by a Cavalier since Quin Blanding returned one 58 yards against Duke in 2017.
- WR Joe Reed had a 100-yard kickoff return for a touchdown in the second quarter, tying the program record for longest kick return for a touchdown. He is the fourth Cavalier to return a kick 100 yards for a touchdown and first since Marquis Week in 2004 against North Carolina.
- Reed extends his UVA career record for kick returns for a touchdown to four.
- With two kick returns for a TD in 2017 and one in 2018, Reed is the only UVA player to return a kick for a touchdown in three separate seasons.
- WR Terrell Chatman finished the game with a career-high three receptions. He hauled in his first Virginia touchdown on a 15-yard scoring strike from Bryce Perkins. It was the second career touchdown of Chatman's career. He tallied one last year against UTSA for Arizona State.

Score by Quarters:

William & Mary	0	3	7	7	—	17
Virginia	21	14	7	10	—	52

Scoring Summary:

1st	09:37	VA	Joe Reed 40 yd pass from Perkins	6-69 3:22	VA 7 - WM 0	
	06:53	VA	Nick Grant 85 yd interception return	VA 14 - WM 0		
	01:37	VA	Bryce Perkins 7 yd run	7-45 3:23	VA 21 - WM 0	
2nd	11:56	VA	Terrell Chatman 15 yd pas from Perkins	5-52 2:09	VA 28 - WM 0	
	9:06	WM	Jake Johnston 40 yd field goal	4-10 0:49	VA 28 - WM 3	
	08:51	VA	Joe Reed 100 yd kickoff return	VA 35 - WM 3		
3rd	09:30	VA	Mike Hollins 9 yd run	10-70 5:30	VA 42 - WM 3	
	02:55	WM	Arman Jones 47 yd interception return	VA 42 - WM 10		
	14:22	VA	Brian Delaney 34 yd field goal	7-45 3:25	VA 45 - WM 10	
4th	12:20	WM	A. Funderburke 2 yd run	7-75 2:02	VA 45 - WM 17	
	9:06	VA	Mike Hollins 1 yd run	6-64 3:14	VA-52 - WM 17	

Attendance— 45,250

	WM	UVA		WM	UVA
First Downs	8	25	Punts (Number-Avg)	7-27.7	0-0
Rushes-Yards (Net)	63	216	Fumbles-Lost	0-0	1-1
Passing Yards (Net)	130	295	Penalties-Yards	4-20	3-31
Passes Comp-Att-Int	5-13-1	25-36-3	Possession Time	23:19	36:41
Total Offense Plays-Yards	48-193	71-511	Third-Down Conversions	1 of 11	9 of 14
Fumble Returns-Yards	0-0	0-0	Fourth-Down Conversions	0 of 1	0 of 0
Punt Returns-Yards	0-0	5-39	Red-Zone Scores-Chances	2-3	5-7
Kickoff Returns-Yards	4-218	4-151	Sacks By: Number-Yards	0-0	7-41
Interception Returns-Yards	3-57	1-85			

RUSHING: WM - A. Funderburke 5-33; Owen Wright 10-16; Jaret Anderson 3-10; Hollis Mathis 15-37; Kilton Anderson 1-0; Ted Hefter 1-0. **VIRGINIA** - Mike Hollins 11-78; Bryce Perkins 7-68; PK Kier 6-45; Brennan Armstrong 3-17; Tavares Kelly Jr. 1-9; Lamont Atkins 3-5; Chris Sharp 1-4; Billy Kemp IV 1-0. **PASSING: WM** - Kilton Anderson 4-8-0-103; Hollis Mathis 0-4-1-0; Kane Everson 1-1-0-27; Ted Hefter 0-0-0-0. **VIRGINIA** - Bryce Perkins 16-26-2-192; Brennan Armstrong 9-10-1-103. **RECEIVING: WM** - Zach Burdick 2-65; Brandon Battle 1-39; Tyler Klaus 1-16; Donavyn Lester 1-10. **VIRGINIA** - Joe Reed 4-58; Tavares Kelly Jr. 4-1; Hasise Dubois 3-50; Terrell Chatman 3-44; Billy Kemp IV 3-34; Hayden Mitchell 2-49; Terrell Jana 2-35; Chris Sharp 2-13; Tanner Cowley 1-6; Lamont Atkins 1-5.

GAME 3 • UVA 31, Florida State 24 Sept. 14 • Charlottesville, Va.

Game Notes

- UVA is 4-15 all-time against Florida State.
 - UVA is 3-6 all-time against FSU at Scott Stadium.
 - UVA has started a season 3-0 for the first time since 2005 when the Cavaliers also started 3-0.
 - UVA is 2-0 to start ACC play for the first time since 2017 and for the second time in four seasons under Bronco Mendenhall.
 - Ranked No. 25 by the Associated Press this week, UVA won a game as a ranked team for the first time since winning at Miami (48-0) in 2007 as the nation's No. 23 team per the AP
 - UVA held FSU to a season-low 329 yards of total offense.
 - UVA's defense has not allowed an offensive touchdown in 8-of-12 quarters this season.
 - UVA is 62-47-1 all-time in night games, including 6-4 under Bronco Mendenhall.
- In the first quarter Brian Delaney booted a career-long 49-yard field goal. His previous long was 46 yards against Miami in 2018.
- Terrell Jana finished with a career-high seven receptions and a career-high 85 receiving yards.
 - Bryce Perkins finished the game with 295 passing yards. It was the first time this season and eighth time in his career he has thrown for 200+ yards.
 - Perkins finished the game with one passing touchdown. He has thrown for at least one touchdown in 15 of his 16 career games with Virginia.
 - Perkins finished with a career-high 30 completions and a career-high 41 pass attempts.
 - Perkins was 17-19 in the second half, including 16 consecutive completions.
 - Joe Reed set a career high with eight receptions.
 - Wayne Taulapapa rushed for a career-high three touchdowns.
 - Taulapapa is the first Cavalier to rush for three touchdowns since Jordan Ellis against Ohio last year.
 - Hasise Dubois had a career-long 35-yard reception in the fourth quarter on UVA's winning touchdown drive.

Score by Quarters:

Florida State	0	14	3	7	— 24
Virginia	3	7	0	21	— 31

Scoring Summary:

1st	00:45	VA	Brian Delaney 49 yd field goal	9-48	4:35	VA 3 - FS 0
2nd	12:21	FS	Gabe Nabers 10 yd pass from Blackman	3-39	0:48	VA 3 - FS 7
	08:58	VA	Wayne Taulapapa 3 yd run	6-75	3:23	VA 10 - FS 7
	00:38	FS	Cam Akers 3 yd pass from Blackman	8-87	2:45	VA 10 - FS 14
3rd	05:48	FS	Ricky Aguayo 53 yd field goal	6-23	1:59	VA 10 - FS 17
4th	14:15	VA	Joe Reed 12 yd pass from Perkins	11-75	6:33	VA 17 - FS 17
	11:42	FS	Keyshawn Helton 17 yd pass from Blackman	8-75	2:33	VA 17 - FS 24
	06:02	VA	Wayne Taulapapa 1 yd run (Delaney kick failed)	11-75	5:40	VA 23 - FS 24
	02:34	VA	Wayne Taulapapa 2 yd run (Perkins rush)	5-72	2:20	VA 31 - FS 24

Attendance— 57,826

	FS	UVA		FS	UVA
First Downs	21	27	Punts (Number-Avg)	6-254	4-170
Rushes-Yards (Net)	95	120	Fumbles-Lost	0-0	0-0
Passing Yards (Net)	234	295	Penalties-Yards	10-83	9-97
Passes Comp-Att-Int	22-37-0	30-40-2	Possession Time	20:16	39:44
Total Offense Plays-Yards	66-329	72-415	Third-Down Conversions	7 of 16	5 of 12
Fumble Returns-Yards	0-0	0-0	Fourth-Down Conversions	0 of 0	1 of 1
Punt Returns-Yards	0-0	2-0	Red-Zone Scores-Chances	3-4	4-5
Kickoff Returns-Yards	0-0	1-35	Sacks By: Number-Yards	2-10	3-14
Interception Returns-Yards	2-0	0-0			

RUSHING: FS - Cam Akers 18-83; Khalan Laborn 3-36; Keyshawn Helton 1-5; James Blackman 6-3. **VIRGINIA**- Wayne Taulapapa 18-54; Bryce Perkins 12-58; Joe Reed 1-22; PK Kier 1-0. **PASSING: FS**- James Blackman 22-37-0-234. **VIRGINIA**- Bryce Perkins 30-40-2-295.**RECEIVING: FS**- Keyshawn Helton 5-34; Tamorrior Terry 4-78; Tre' McKitty 4-70; Cam Akers 3-9; Khalan Laborn 2-11; Ontaria Wilson 2-4; Tre'Shaun Harrison 1-18; Gabe Nabers 1-10. **VIRGINIA**- Joe Reed 8-83; Terrell Jana 7-85; Hasise Dubois 7-75; Tanner Cowley 3-21; Lamont Atkins 3-11; Billy Kemp IV 2-20.

GAME 4 • UVA 28, Old Dominion 17 Sept. 21 • Charlottesville, Va.

Game Notes

- Saturday was the first game in the football series between UVA and Old Dominion.
- Virginia has returned two interceptions for touchdowns this season.
- UVA trailed ODU 17-0 at the half. It was Virginia's biggest comeback since trailing 21-0 versus North Carolina at the half in 2002.
- Virginia improved to 4-0 with the win over ODU, the first 4-0 start to a season by the Cavaliers since the 2004 team started 5-0.
- Virginia's defense held Old Dominion to 46 total yards of offense in the second half.
 - ILB Jordan Mack extended his FBS-leading active sack streak to six games. He shares the lead with Ohio State's DL Chase Young. Mack finished the game with one sack and currently has 7.0 sacks during his current streak.
 - ILB Zane Zandier intercepted his first career pass in the third quarter and returned it 22 yards for a touchdown. It is the second UVA interception by a linebacker this season (Matt Gahm at Pitt).
- Zandier's INT is the first pick-six by a UVA linebacker since Byron Thweatt returned an interception 53 yards against Virginia Tech in 1998.
- With 40 receiving yards, WR Joe Reed becomes the 40th Cavalier all-time to reach 1,000-career receiving yards. He reached the plateau on his 25-yard receiving touchdown in the fourth quarter.
- TB Wayne Taulapapa put UVA up in the fourth quarter with his fifth rushing touchdown of the season on a seven-yard scamper.
- With one passing touchdown and one rushing touchdown, QB Bryce Perkins has rushed and passed for a touchdown in a game for the eighth time in his UVA career.
- RB Lamont Atkins had a career-long 34-yard reception in the fourth quarter.

Score by Quarters:

ODU	10	7	0	0	— 17
Virginia	0	7	7	14	— 28

Scoring Summary:

1st	07:22	ODU	Nick Rice 21 yd field goal,	11-74	7:38	VA 0 - ODU 3
	03:37	ODU	Stone Smartt 10 yd run	5-48	2:00	VA 0 - ODU 10
2nd	10:32	ODU	Matt Geiger 47 yd pass from Smartt	9-89	4:50	VA 0 - ODU 17
	06:57	VA	Bryce Perkins 8 yd run	6-33	3:35	VA 7 - ODU 17
3rd	10:00	VA	Zane Zandier 22 yd interception return	VA 14 -	ODU 17	
4th	10:16	VA	Wayne Taulapapa 7 yd run	2-29	0:38	VA 21 - ODU 17
	07:33	VA	Joe Reed 25 yd pass from Perkins	3-58	1:26	VA 28 - ODU 17

Attendance— 44,573

	ODU	UVA		ODU	UVA
First Downs	16	14	Punts (Number-Avg)	6-41.7	6-36.3
Rushes-Yards (Net)	64	69	Fumbles-Lost	0-0	0-0
Passing Yards (Net)	206	175	Penalties-Yards	5-40	7-70
Passes Comp-Att-Int	16-26-1	15-24-0	Possession Time	35:16	24:44
Total Offense Plays-Yards	70-270	53-244	Third-Down Conversions	4 of 16	1 of 11
Fumble Returns-Yards	0-0	0-0	Fourth-Down Conversions	3 of 5	1 of 2
Punt Returns-Yards	0-0	2-10	Red-Zone Scores-Chances	2-2	2-3
Kickoff Returns-Yards	2-42	4-119	Sacks By: Number-Yards	2-18	6-34
Interception Returns-Yards	2-0	1-22			

RUSHING: ODU - Kesean Strong 13-42; Lala Davis 4-15; Blake Watson 6-14; Matt Geiger 1-7; Robert Washington 4-4; Stone Smartt 16-23. **VIRGINIA**- Bryce Perkins 14-54; Wayne Taulapapa 11-33; PK Kier 2-6; Tavares Kelly Jr. 1-1; Lindell Stone 1- (-5). **PASSING: ODU** Stone Smartt 16-26-1-206. **VIRGINIA**- Bryce Perkins 15-24-0-175.**RECEIVING: ODU**- Kesean Strong 4-39; Marcus Joyner 3-32; Jake Herslow 2-34; Lala Davis 2- (-9); Matt Geiger 1-47; Chris Cunningham 1-26; Blake Watson 1-25; Donta Anthony 1-8; Eric Kumah 1-4. **VIRGINIA**- Joe Reed 4-40; Terrell Jana 3-25; Tavares Kelly Jr. 2-23; Hasise Dubois 2-21; Billy Kemp IV 2-10; Lamont Atkins 1-34; Tanner Cowley 1-22.



GAME 5 • Notre Dame 35, UVA 20 Sept. 28 • Notre Dame, Ind.

Game Notes

- UVA is 0-3 all-time against Notre Dame.
- Entering the game Notre Dame only allowed one passing touchdown. Virginia finished with two passing touchdowns.
- UVA's drive that ended up with a 32-yard Brian Delaney field goal in the second quarter was 16 plays and took 7:11 off the clock. Both are season highs for drive plays and drive time of possession.
- UVA started the second half with an on-side kick recovered by Bryce Hall. It was the first recovered on-side kick by UVA since the 2018 NC State game. Previously, UVA had not recovered an on-side kick since the 1998 Peach Bowl.
- QB Bryce Perkins has connected for at least two passing touchdowns for the third time this season and for the twelfth time in 18 career games.
- Perkins threw for 235 yards in the first half, which is the second most he has thrown in a half during his career (vs. Ohio, 2018).
- Perkins has thrown for 200+ yards for the second time this season and for the ninth time in his career.
- With 143 receiving yards, WR Hasise Dubois became the 41st Cavalier to reach 1,000th career receiving yards.
- Dubois finished with a career-high 143 receiving yards.
- WR Joe Reed had a career high with nine receptions.
- UVA had two players (Dubois and Reed) with 100+ receiving yards in a game for the first time since having three against UConn in 2017.
- Dubois became the 23rd player in program history to reach 100 career receptions.

Score by Quarters:

Virginia	7	10	0	2	—	20
Notre Dame	14	0	14	7	—	35

Scoring Summary:

1st	10:58	VA	Joe Reed 6 yd pass from Perkins 7-69 4:02 VA 7 - ND 0
	04:35	ND	Tony Jones Jr. 5 yd run 13-75 6:23 VA 7 - ND 7
	00:18	ND	C'Bo Flemister 11 yd run 4-54 1:36 VA 7 - ND 14
2nd	08:07	VA	Brian Delaney 32 yd field goal 16-61 7:11 VA 10 - ND 14
	00:43	VA	Hasise Dubois 16 yd pass from Perkins 7-76 1:02 VA 17 - ND 14
3rd	09:20	ND	Tony Jones Jr. 2 yd run 2-7 0:30 VA 17 - ND 21
	01:41	ND	Adetokunbo Ogundej 23 yd fumble recovery VA 17 - ND 28
4th	10:28	ND	Tony Jones Jr. 30 yd run 5-71 2:04 VA 17 - ND 35
	06:28	VA	Brian Delaney 27 yd field goal 12-65 4:00 VA 20 - ND 35

Attendance— 77,622

	UVA	ND		UVA	ND
First Downs	19	19	Punts (Number-Avg)	4-162	6-234
Rushes-Yards (Net)	4	157	Fumbles-Lost	4-3	1-1
Passing Yards (Net)	334	165	Penalties-Yards	6-52	9-50
Passes Comp-Att-Int	30-43-2	17-25-0	Possession Time	33:32	26:28
Total Offense Plays-Yards	338-72	322-62	Third-Down Conversions	4 of 14	6 of 15
Fumble Returns-Yards	0-0	2-71	Fourth-Down Conversions	1 of 2	2 of 2
Punt Returns-Yards	2-17	1-1	Red-Zone Scores-Chances	4-4	3-3
Kickoff Returns-Yards	2-39	1-16	Sacks By: Number-Yards	4-33	8-55
Interception Returns-Yards	0-0	2-0			

RUSHING: VIRGINIA - Wayne Taulapapa 10-35; Joe Reed 1-3; PK Kier 2-0; Bryce Perkins 16- (-29). **NOTRE DAME** - Tony Jones Jr. 18-133; C'Bo Flemister 6-27; Jahmir Smith 3-8; Michael Young 1-2; Ian Book 9-22. **PASSING: VIRGINIA** - Bryce Perkins 30-43-2. **NOTRE DAME** - Ian Book 17-25-0. **RECEIVING: VIRGINIA** - Hasise Dubois 9-143; Joe Reed 9-107; Terrell Jana 4-23; Tanner Cowley 3-34; Billy Kemp IV 3-10; Terrell Chatman 2-17. **NOTRE DAME** - Chase Claypool 6-30; Cole Kimet 4-65; Michael Young 3-19; Chris Fink 2-32; C'Bo Flemister 1-13; Tony Jones Jr. 1-6.

GAME 6 • Miami 17, UVA 9 Oct. 11 • Miami Gardens, Fla.

Game Notes

- UVA won the toss for the second time this season and for the first time since the Pitt game.
- UVA is 7-10 all-time against Miami.
- UVA is 2-6 all-time at Miami.
- UVA is 29-32 all-time coming off a bye week and 2-2 under head coach Bronco Mendenhall
- UVA is 3-2 all-time against Miami when facing the Hurricanes after a bye.
- UVA is 7-12-1 all-time when playing on Friday during the regular season.
- UVA's defense yielded 265 yards of total offense to Miami. It's the sixth time this season UVA has held its opponent to under 400 yards of total offense.
- After giving up 78 yards to Miami on its opening drive of the game, UVA yielded 13 yards the remainder of the first half against the Hurricanes
- With 271 yards of total offense (244 passing, 27 rushing), QB Bryce Perkins became the eighth player in program history to record 5,000 career yards of total offense.
- Perkins finished with 244 passing yards. It is the third time this season and 10th time in his career he has passed for over 200 yards.
- OLB Noah Taylor has a career-high 2.5 tackles for loss.

Score by Quarters:

Virginia	0	3	0	6	—	9
Miami (Fla.)	7	0	0	10	—	17

Scoring Summary:

1st	08:55	UM	DeeJay Dallas 17 yd pass from N'Kosi Perry 11-78 6:05 VA 0 - UM 7
2nd	00:00	VA	Brian Delaney 25 yd field goal 9-57 1:33 VA 3 - UM 7
4th	14:28	VA	Brian Delaney 21 yd field goal 12-64 6:35 VA 6 - UM 7
	10:06	UM	Turner Davidson 19 yd field goal 9-72 4:22 VA 6 - UM 10
	07:39	VA	Brian Delaney 44 yd field goal 7-0 2:27 VA 9 - UM 10
	02:31	UM	N'Kosi Perry yd run 10-75 5:08 VA 9 - UM 17

Attendance— 54,538

	UVA	UM		UVA	UM
First Downs	21	14	Punts (Number-Avg)	3-133	6-275
Rushes-Yards (Net)	74	83	Fumbles-Lost	2-1	0-0
Passing Yards (Net)	244	182	Penalties-Yards	3-20	4-32
Passes Comp-Att-Int	24-41-0	16-27-0	Possession Time	34:19	25:41
Total Offense Plays-Yards	72-318	52-265	Third-Down Conversions	9 of 18	2 of 10
Fumble Returns-Yards	0-0	0-0	Fourth-Down Conversions	0 of 1	1 of 1
Punt Returns-Yards	3-18	0-0	Red-Zone Scores-Chances	3-3	3-3
Kickoff Returns-Yards	3-112	1-21	Sacks By: Number-Yards	3-13	5-28
Interception Returns-Yards	0-0	2-0			

RUSHING: VIRGINIA - Bryce Perkins 17-56; Wayne Taulapapa 8-27; PK Kier 3-14; Mike Hollins 2-7; Lamont Atkins 1-(-1). **MIAMI** - DeeJay Dallas 13-69; N'Kosi Perry 9-31; Cam'Ron Harris 2-14; Brevin Jordan 1-0. **PASSING: VIRGINIA** - Bryce Perkins 24-41-0-0. **MIAMI** - N'Kosi Perry 16-27-0-1. **RECEIVING: VIRGINIA** - Hasise Dubois 7-93; Joe Reed 5-33; Terrell Jana 4-39; Tavares Kelly Jr. 2-35; Billy Kemp IV 2-20; Tanner Cowley 2-8; Dejon Brissett 1-1; Lamont Atkins 1-1. **MIAMI** - Michael Harley 3-16; Jeff Thomas 3-14; Brevin Jordan 2-48; Mark Pope 2-30; DeeJay Dallas 2-14.

GAME 7 • UVA 48, Duke 14 Oct. 19 • Charlottesville, Va.

Game Notes

- Virginia and Duke each wore the CFB 150 logo decal on both sides of its helmet to honor the 150th anniversary of college football.
- UVA is 38-33 all-time against Duke.
- UVA is 21-11 all-time against Duke at Scott Stadium.
- UVA's winning streak over Duke increases to five games.
- UVA's 48 points is the most by the Cavaliers in an ACC game since scoring 48 points in a loss at Duke in 2010. It is the most in an ACC win since scoring 48 points at Miami in 2007.
- During the current five-game winning streak against Duke, the Cavaliers have recorded 12 interceptions.
- UVA's defense held its seventh opponent this season under 400 yards of total offense. It is the first time since 1995 that a Cavalier team started the first seven games holding an opponent under 400 yards.
- UVA's defense held Duke to 73 total yards in the first half, while forcing four three-and-outs.
- UVA's offense held the ball for 21:54 in the first half.
- UVA's 24 points in the third quarter rank No. 4 all-time in program history for points scored in the third quarter.
 - WR Joe Reed returned two kicks for 138 yards, pushing him past 2700 career kick return yards. He is the only player in FBS history to have 2,700+ kick return yards with a career kick return average of 28+.
 - Reed returned his fifth career kick return for a touchdown, going 95 yards, which is tied for the No. 8 in program history. Reed is now tied for No. 9 in FBS history and tied for No. 3 in ACC history with five career kick returns for touchdowns.
 - With 179 all-purpose yards, Reed became the ninth Cavalier in program history to record 4,000+ career all-purpose yards.
 - SS Brenton Nelson recorded his first interception of the season and the sixth of his career in the second quarter.
 - QB Bryce Perkins rushed for three touchdowns. It his is first multi-rushing touchdown game of the season and fourth of his career.
 - Perkins was responsible for 152 of UVA's 153 yards of total offense in the first half. He passed for 111 yards and rushed for 41 yards.
 - Chris Moore finished the game with a career-high 12 tackles.

Score by Quarters:

Duke	0	0	7	7	— 14
Virginia	0	17	24	7	— 48

Scoring Summary:

2nd	11:10	VA	Bryce Perkins 1 yd run 9-78 4:20 VA 7 - DU 0
	08:01	VA	Brian Delaney 30 yd field goal 4-8 2:13 VA 10 - DU 0
	01:56	VA	Bryce Perkins 1 yd run 8-34 5:12 VA 17 - DU 0
3rd	13:55	VA	Brian Delaney 33 yd field goal 4-5 1:02 VA 20 - DU 0
	08:13	VA	Wayne Taulapapa 3 yd run 8-70 4:04 VA 27 - DU 0
	04:57	DU	Scott Bracey 36 yd pass from Harris 12-75 3:16 VA 27 - DU 7
	04:43	VA	Joe Reed 95 yd kickoff return VA 34 - DU 7
	02:13	VA	Bryce Perkins 3 yd run 5-21 1:41 VA 41 - DU 7
4th	14:54	VA	Wayne Taulapapa 9 yd run 2-40 0:13 VA 48 - DU 7
	02:41	DU	Eli Pancol 23 yd pass from Katrenick 8-65 4:17 VA 48 - DU 14

Attendance— 52,847

	UVA	DU
First Downs	17	14
Rushes-Yards (Net)	154	132
Passing Yards (Net)	153	118
Passes Comp-Att-Int	14-28-2	15-30-2
Total Offense Plays-Yards	69-307	71-250
Fumble Returns-Yards	0-0	0-0
Punt Returns-Yards	1-2	1-6
Kickoff Returns-Yards	2-138	2-46
Interception Returns-Yards	2-37	2-20

	UVA	DU
Punts (Number-Avg)	3-113	4-156
Fumbles-Lost	0-0	3-3
Penalties-Yards	2-30	5-55
Possession Time	34:29	25:31
Third-Down Conversions	7 of 15	2 of 14
Fourth-Down Conversions	1 Of 2	3 of 6
Red-Zone Scores-Chances	7-9	0-0
Sacks By: Number-Yards	1-10	2-11

RUSHING: VIRGINIA - Wayne Taulapapa 14-77; Bryce Perkins 22-62; Tavares Kelly Jr. 1-17; Lamont Atkins 1-5; TEAM 2-(-3); Joe Reed 1-(-4) **DUKE**- Quentin Harris 8-37; Deon Jackson 12-35; Elijah Deveaux; Austin Parker 2-17; Eli Pancol 1-8; Chris Katrenick 3-7; Mateo Durant 5-7; Jalon Calhoun 1-2; Jaylen Coleman 3-1. **PASSING: VIRGINIA**- Bryce Perkins 13-26 1-0; Lindell Stone 1-2 1-0. **DUKE**: Quentin Harris 13-26 2-1; Chris Katrenick 2-4 0-1. **RECEIVING: VIRGINIA**- Joe Reed 4-45; Hasise Dubois 4-62; Billy Kemp IV 2-2; Tanner Cowley 1-19; Terrell Jana 1-13; Dontayvion Wicks 1-12. **DUKE** -Jalon Calhoun 4-3; Noah Gray 3-12; Scott Bracey 2-43; Eli Pancol 2-33; Mateo Durant 2-5; Aaron Young 1-15; Jake Marwede 1-7,

GAME 8 • Louisville 28, UVA 21 Oct. 26 • Louisville, Ky.

Game Notes

- UVA is 3-5 all-time against Louisville.
- UVA is 0-4 all-time at Louisville.
- Virginia scored on its opening drive of the game for the fourth time this season. It was the third touchdown UVA scored this season on its opening drive.
- UVA held its eighth opponent this season under 400 yards of total offense.
- UVA's 78-yard punt in the second quarter coming into to today is the longest in the nation this season.
- UVA's defense gave up 187 yards of total offense in the first half with 125 of those yards coming on two plays.
 - WR Joe Reed surpassed 100 career receptions in the game. He is 24th Cavalier in program history to reach 100 career catches. He is the 22nd Cavalier in program history to have 100 career receptions and 1,000 career receiving yards. He is the second Cavalier to reach both plateaus this season, joining Hasise Dubois.
 - TB Wayne Taulapapa rushed for his eighth and ninth touchdowns of the season.
 - P Nash Griffin's 78-yard punt in the second quarter is tied for the third-longest punt in program history, tying him with Will Brice's punt in 1994 against Georgia Tech.
 - DE Eli Hanback had a career-high 2.0 sacks.
 - WR Tavares Kelly recorded the first touchdown of his career in the fourth quarter.

Score by Quarters:

Louisville	7	0	7	14	— 28
Virginia	7	7	0	7	— 21

Scoring Summary:

1st	05:16	VA	Wayne Taulapapa 6 yd run (Brian Delaney kick), 7-60 3:57 VA 7 - UL 0
	04:27	UL	Tutu Atwell 77 yd pass from Malik Cunningham (Blanton Creque kick), 2-71 0:49 VA 7 - UL 7
2nd	10:13	VA	Wayne Taulapapa 19 yd run (Brian Delaney kick), 5-53 2:40 VA 14 - UL 7
3rd	05:53	UL	Javian Hawkins 2 yd run (Blanton Creque kick), 12-89 5:33 VA 14 - UL 14
4th	14:22	UL	Malik Cunningham 25 yd run (Blanton Creque kick), 3-34 1:08 VA 14 - UL 21
	02:46	UL	Javian Hawkins 17 yd run (Ryan Chalifoux kick), 4-63 2:19 VA 14 - UL 28
	00:21	VA	Tavares Kelly Jr. 4 yd pass from Bryce Perkins (Delaney kick), 15-69 2:25 VA 21 - UL 28

Attendance— 48,689

	UVA	UL
First Downs	18	17
Rushes-Yards (Net)	78	227
Passing Yards (Net)	233	133
Passes Comp-Att-Int	24-42-1	8-14-0
Total Offense Plays-Yards	68-311	59-360
Fumble Returns-Yards	0-0	0-0
Punt Returns-Yards	2-3	1-34
Kickoff Returns-Yards	5-116	2-44
Interception Returns-Yards	0-0	1-0

	UVA	UL
Punts (Number-Avg)	7-304	5-226
Fumbles-Lost	2-1	1-0
Penalties-Yards	8-70	5-30
Possession Time	29:42	30:18
Third-Down Conversions	4 of 14	5 of 12
Fourth-Down Conversions	2 Of 2	0 of 1
Red-Zone Scores-Chances	3-4	2-3
Sacks By: Number-Yards	4-24	4-30

RUSHING: VIRGINIA - Wayne Taulapapa 11-54-2; Bryce Perkins 13-22; Joe Reed 1-2; Tavares Kelly Jr. 1-0 **LOUISVILLE**- Javian Hawkins 28-136-2; Malik Cunningham 11-97-1; Hassan Hall 4-9; Evan Conley 1-(-7); Tutu Atwell 1-(-8) **PASSING: VIRGINIA**- Bryce Perkins 24-41-1-1; Brennan Armstrong 0-1 0-0. **LOUISVILLE**: Malik Cunningham 6-10 1-0; Evan Conley 2-4 0-0 **RECEIVING: VIRGINIA**- Joe Reed 8-48; Hasise Dubois 7-93; Terrell Jana 6-75; Tanner Cowley 1-12; Tavares Kelly Jr. 1-4-1; Lamont Atkins 1-1 **LOUISVILLE** -Tutu Atwell 6-122-1; Dez Fitzpatrick 1-10; Javian Hawkins 1-1



GAME 9 • UVA 38, North Carolina 31 Nov. 2 • Chapel Hill, N.C.

Game Notes

- UVA and UNC met for the 124th time in series history. It is the “Oldest Rivalry in the South” and tied for the second-longest series in FBS history.
- UVA is bowl eligible for the third consecutive year (2017, 2018, 2019).
- UVA's 38 points are the most scored in the series since tallying 56 in the 2004 meeting.
- UVA's 65-yard rushing touchdown in the third quarter was the longest play from scrimmage this season for the Cavaliers. It was also the longest rush UNC has yielded in 2019.
- UVA yielded over 500 yards in a game and won for the first time since doing so against Georgia Tech in 2001.
- CB Jaylon Baker and ILB Nick Jackson made their first collegiate starts.
- WR Terrell Jana finished with a career-high 13 catches. He surpassed his previous career high (7) in the first half. Jana hauled in nine catches in the first half. It is the first time a UVA player has had 10+ receptions in a game since the 2019 Belk Bowl when Olamide Zaccheaus had 12.
- Jana also finished with a career-high 146 receiving yards. It is the first game of his career where he collected 100+ receiving yards.
- QB Bryce Perkins passed current UVA wide receiver coach Marques Hagans (5,779) for No. 5 all-time at UVA in career total offense. Perkins now has 6,171.
- Perkins finished with a career-high 490 yards of total offense to set a UVA school record.
- Perkins had a career-long 65-yard rush on the second play of the third quarter, scoring his second rushing touchdown of the game. It was the longest rush from scrimmage since Jordan Ellis went 75 yards for a score against Ohio in 2019.
- Perkins finished with three passing touchdowns and two rushing touchdowns. It is the third time in his career (first time in 2019) with at least two passing and at least two rushing touchdowns in the same game.
- Perkins surpassed 300+ passing yards for the second time this season and for the third time in his career.
- Perkins passed for 200+ yards and rushed for 100+ yards in the game. It is the fourth time in program history a UVA quarterback has done that. Perkins has done it three times in his career. Bob Davis first did it in 1965 at Georgia Tech.
- TE Tanner Cowley recorded his first career touchdown pass on a nine-yard pass from Perkins.
- TE Grant Misch recorded his first collegiate catch on a six-yard scoring strike from Bryce Perkins.
- DT Jowon Briggs notched his first career sack in the first quarter.

Score by Quarters:

Virginia	7	10	21	0	— 38
North Carolina	3	14	14	0	— 31

Scoring Summary:

- 1st 09:16 NC - Noah Ruggles 37 yd field goal, 5-61 1:40 VA 0 - NC 3
02:46 VA - Bryce Perkins 1 yd run 13-70 6:23 VA 7 - NC 3
2nd 09:18 VA - Brian Delaney 21 yd field goal 8-76 4:16 VA 10 - NC 3
07:17 NC - Dyami Brown 47 yd pass from Howell 5-75 2:01 VA 10 - NC 10
02:06 NC - Dyami Brown 34 yd pass from Howell 8-59 3:07 VA 10 - NC 17
00:13 VA - Hasise Dubois 6 yd pass from Perkins 13-78 1:47 VA 17 - NC 17
3rd 14:25 VA - Perkins 65 yd run 2-75 0:35 VA 24 - NC 17
07:32 VA - Tanner Cowley 9 yd pass from Perkins 7-85 4:27 VA 31 - NC 17
04:57 NC - Antoine Green 50 yd pass from Howell 6-75 2:35 VA 31 - NC 24
02:30 VA - Grant Misch 6 yd pass from Perkins 5-75 2:27 VA 38 - NC 24
00:43 NC - Dyami Brown 42 yd pass from Howell 5-75 1:47 VA 38 - NC 31

Attendance— 50,500

	UVA	NC		UVA	NC
First Downs	28	25	Punts (Number-Avg)	4-154	2-76
Rushes-Yards (Net)	134	186	Fumbles-Lost	2-0	0-0
Passing Yards (Net)	383	353	Penalties-Yards	1-5	6-46
Passes Comp-Att-Int	31-40-0	15-29-0	Possession Time	33:38	26:22
Total Offense Plays-Yards	72-517	68-539	Third-Down Conversions	7 of 13	7 of 13
Fumble Returns-Yards	0-0	0-0	Fourth-Down Conversions	1 of 1	0 of 3
Punt Returns-Yards	1-8	1-20	Red-Zone Scores-Chances	5-5	1-3
Kickoff Returns-Yards	3-58	1-23	Sacks By: Number-Yards	2-17	3-17
Interception Returns-Yards	0-0	0-0			

RUSHING: VIRGINIA - Bryce Perkins 24-112-2; Wayne Taulapapa 5-21; PK Kier 1-5.
NORTH CAROLINA - Javonte Williams 16-98; Michael Carter 14-87; Dazz Newsome 104; Antonio Williams 1-1; TEAM 1-(-1); Sam Howell 6-(-3). **PASSING: VIRGINIA** - Bryce Perkins 30-39-0-3 **NORTH CAROLINA**: Sam Howell 15-29-0-4 **RECEIVING: VIRGINIA** - Terrell Jana 13-146; Hasise Dubois 6-97-1; Joe Reed 6-55; Tanner Cowley 3-53-1; Tavares Kelly Jr. 1-21; Grant Misch 1-6-1; Wayne Taulapapa 1-5 **NORTH CAROLINA** - Dyami Brown 6-202-3; Dazz Newsome 4-65; Antoine Green 2-62; Beau Corrales 2-11; Rontavius Groves 1-13.

GAME 10 • UVA 33, Georgia Tech 28 Nov. 9 • Charlottesville, Va.

Game Notes

- UVA won its fifth ACC game of the season, marking the most by the Cavaliers in a season since 2011 (5-3).
- UVA is 21-20-1 all-time against Georgia Tech.
- UVA is 13-4-1 all-time against Georgia Tech at Scott Stadium.
- UVA is 48-45-2 all-time on Homecomings.
- UVA is 3-2 all-time against Georgia Tech on Homecomings.
- UVA scored a rushing touchdown on its first possession of the game for the fifth time this season (four TDs, one FG).
- QB Bryce Perkins finished with one passing touchdown and one rushing touchdown. It is the fourth time this season and 10th time in his career he has thrown for at least one touchdown and rushed for at least one touchdown in the same game.
- With 258 passing yards, Perkins passed No. 8 Marques Hagans, No. 7 Marc Verica and No. 6 Aaron Brooks on UVA's all-time career passing list. He is the seventh Cavalier all-time to pass for over 5,000 career yards.
- Perkins threw for 258 yards, marking the sixth time this season and the 13th time in his career that he has eclipsed 200 passing yards in a game.
- Perkins passed for 200+ yards and rushed for 100+ yards in the game. It is the fifth time in program history a UVA quarterback has done that. Perkins has done it four times in his career. Bob Davis first did it in 1965 at Georgia Tech.
- WR Terrell Jana finished with 108 receiving yards, eclipsing 100 yards receiving for the second week in a row. Jana has two career games of 100+ receiving yards.
- TB Wayne Taulapapa rushed for two touchdowns against Georgia Tech. He now has 11 rushing touchdowns on the season. His first came on UVA's first possession of the game. His second score came in the fourth quarter to put UVA up 33-21. The 11 rushing touchdowns is the most by a Cavalier since Kevin Parks had 11 in 2013.
- WR Billy Kemp finished with four receptions for 51 yards, both career-highs.
- S Joey Blount notched his third interception of the season (fifth of his career) in the first quarter. The 37-yard return was the longest of his career.
- OLB Noah Taylor finished with one tackle for loss. He now has a TFL in nine-straight games.

Score by Quarters:

Georgia Tech	14	7	0	7	— 28
Virginia	14	10	0	9	— 33

Scoring Summary:

- 1st 13:19 GT - Ahmarean Brown 59 yd pass from Graham 4-75 1:41 GT 7 - VA 0
08:39 VA - Wayne Taulapapa 2 yd run 9-76 4:40 GT 7 - VA 7
05:09 GT - James Graham 5 yd run 7-75 3:30 GT 14 - VA 7
01:50 VA - Joe Reed 9 yd pass from Perkins 3-28 1:26 GT 14 - VA 14
2nd 10:36 VA - Brian Delaney 24 yd field goal 10-49 4:51 GT 14 - VA 17
00:44 GT - Malachi Carter 25 yd pass from Graham 3-65 0:37 GT 21 - VA 17
00:11 VA - Bryce Perkins 3 yd run 4-50 0:33 GT 21 - VA 24
4th 13:32 VA - Brian Delaney 34 yd field goal 10-70 4:40 GT 21 - VA 27
10:57 VA - Wayne Taulapapa 3 yd run (2 point conversion failed) 4-50 1:34 GT 21 - VA 33
05:30 GT - Jordan Mason 8 yd run 12-75 5:27 GT 28 - VA 33

Attendance— 44,596

	GT	VA		GT	VA
First Downs	19	25	Punts (Number-Avg)	4-37	3-39
Rushes-Yards (Net)	143	155	Fumbles-Lost	2-0	0-0
Passing Yards (Net)	229	258	Penalties-Yards	6-51	6-49
Passes Comp-Att-Int	15-21-1	24-35-0	Possession Time	24:46	35:14
Total Offense Plays-Yards	54-327	72-413	Third-Down Conversions	3 of 9	9 of 16
Fumble Returns-Yards	0-0	0-0	Fourth-Down Conversions	1 of 1	0 of 1
Punt Returns-Yards	0-0	3-9	Red-Zone Scores-Chances	2-3	6-6
Kickoff Returns-Yards	1-17	5-29	Sacks By: Number-Yards	2-10	0-0
Interception Returns-Yards	0-0	1-37			

RUSHING: VIRGINIA - Bryce Perkins 21-106-1; Wayne Taulapapa 10-37; PK Kier 2-6; Joe Reed 2-5; Lamont Atkins 1-3. **GEORGIA TECH** - Jordan Mason 19-94; James Graham 8-42; Jamious Griffin 3-7; Jerry Howard Jr. 1-2. **PASSING: VIRGINIA** - Bryce Perkins 24-35-0-1 **GEORGIA TECH**: James Graham 15-22-1-2 **RECEIVING: VIRGINIA** - Terrell Jana 9-1-08; Joe Reed 5-27-1; Billy Kemp IV 4-51; Tavares Kelly Jr. 2-46; Tanner Cowley 2-23; Wayne Taulapapa 2-3. **GEORGIA TECH** - Adonias Sanders 5-21; Tobias Oliver 4-57; Tyler Davis 3-54; Ahmarean Brown 1-59-1; Malachia Carter 1-25-1; Dylan Deveney 1-13.

GAME 10 • UVA 55, Liberty 27
Nov. 23 • Charlottesville, Va.**Game Notes**

- UVA recorded its eighth win of the regular season. Last UVA won eight games in the regular season was 2011. UVA has reached eight wins for the 27th time in program history.
- UVA has scored 30+ points for the seventh time this season. It is the most games in a season with at least 30 points since the 2004 team did so eight times.
- Virginia finished with 227 rushing yards. It is the first time since the 2018 Belk Bowl (205 vs South Carolina) that UVA surpassed 200 rushing yards. It was the most rushing yards in a game since the 2018 opener when UVA rushed for 301 yards against Richmond.
- UVA scored on its opening offensive drive of the game for the seventh time this season and for the fourth game in a row.
- With 229 yards of total offense, QB Bryce Perkins passed 3,000 yards of total offense for the season for the second year in a row. He is the first Cavalier to notch multiple seasons of 3,000 yards of total offense. The plateau has only been reached four times in Virginia history (Bryce Perkins, 2018-19; Kurt Benkert, 2017; Matt Schaub, 2002), including three seasons in a row from 2017-19.
- Perkins won his 16th game as a UVA quarterback, trying him for No. 3 all-time in career wins at Virginia with Aaron Brooks, Marques Hagans and Jameel Sewell. Perkins is 16-8 all-time as UVA's starting quarterback.
- DB DeVante Cross notched his first interception of the season (second of his career) in the second quarter, returning it 52 yards. The interception of LU's Buckshot Calvert snapped the nation's longest active streak of pass attempts without an interception (295). Cross' only other career interception happened last season against Calvert and Liberty.
- Cross had his second interception of the game (third of his career) in the fourth quarter, returning it 35 yards. It is the first time in his career with two interceptions in one game.
- WR Dontayvion Wicks caught his first career touchdown pass for 44 yards in the fourth quarter.

Score by Quarters:

Liberty	7	7	7	6	— 27
Virginia	10	14	14	17	— 55

Scoring Summary:

1st 10:49 VA- Terrell Jana 8 yd pass from Perkins 9-47 3:27 LB 0 - VA 7
03:39 VA - Brian Delaney 26 yd field goal 12-48 5:50 LB 0 - VA 10
01:39 LB- Frankie Hickson 6 yd run 7-75 2:00 LB 7 - VA 10

2nd 12:25 LB- Noah Frith 32 yd pass from Calvert 7-65 2:09 LB 14 - VA 10
04:59 VA - Lamont Atkins 3 yd run 5-42 2:41 LB 14 - VA 17
02:40 VA- Mike Hollins 4 yd run 4-59 1:32 LB 14 - VA 24

3rd 11:21 VA - Joe Reed 7 yd pass from Perkins 8-59 3:39 LB 14 - VA 31
04:41 VA- Bryce Perkins 2 yd run 5-15 2:36 LB 14 - VA 38
02:29 LB - Antonio Gandy-Golden 8 yd pass from Calvert 6-75 2:12 LB 21 - VA 31

4th 13:26 VA - PK Kier 4 yd run 7-81 3:58 LB 21 - VA 45
11:33 LB - Alex Probert 37 yd field goal 8-57 1:53 LB 24 - VA 45
08:07 VA - Brian Delaney 29 yd field goal 7-47 3:26 LB 24 - VA 48
01:58 VA - Dontayvion Wicks 44 yd pass from Armstrong 6-55 3:01 LB 24 - VA 55
00:00 LB - Alex Probert 31 yd field goal 8-45 1:58

Attendance— 37,329

	LU	VA		LU	VA
First Downs	20	25	Punts (Number-Avg)	5-154	2-88
Rushes-Yards (Net)	79	227	Fumbles-Lost	0-0	0-0
Passing Yards (Net)	313	272	Penalties-Yards	8-77	5-50
Passes Comp-Att-Int	18-47-2	21-34-0	Possession Time	21:15	38:45
Total Offense Plays-Yards	70-392	78-499	Third-Down Conversions	7 of 17	9 of 15
Fumble Returns-Yards	0-0	0-0	Fourth-Down Conversions	1 of 2	1 of 2
Punt Returns-Yards	0-0	0-0	Red-Zone Scores-Chances	4-4	8-8
Kickoff Returns-Yards	3-111	4-130	Sacks By: Number-Yards	3-8	3-23
Interception Returns-Yards	0-0	2-87			

RUSHING: VIRGINIA - PK Kier 10-82-2; Lamont Atkins 9-61-1; Bryce Perkins 13-30-1; Mike Hollins 8-27-1; Tavares Kelly Jr. 1-16; Billy Kemp IV 1-8; Brennan Armstrong 2-3. **LIBERTY** - Frankie Hickson 15-88-1; Joshua Mack 3-10; Peyton Pickett 1-3; Stephen Calvert 4 - (-22). **PASSING: VIRGINIA** - Bryce Perkins 18-30-0-2; Brennan Armstrong 3-4-0-1. **LIBERTY** - Stephen Calvert 16-40-2-2; Landon Brown 2-6-0-0; DJ Stubbs 0-1-0-0. **RECEIVING: VIRGINIA** - Terrell Jana 4-56-1; Billy Kemp IV 4-42; Joe Reed 4-31-1; Dontayvion Wicks 2-49-1; Hasise Dubois 2-31-0; Charles Snowden 1-24; Tavares Kelly Jr. 1-13; Terrell Chatman 1-10; Lamont Atkins 1-9; Tanner Cowley 1-7. **LIBERTY** - Antonio Gandy-Golden 6-60-1; CJ Yarbough 4-83; Noah Frith 2-43-1; Johnny Huntley 2-36; Peyton Pickett 1-56; Brody Brumm 1-22; Mason Yost 1-8; Damian King 1-5.

GAME 12 • UVA 39, Virginia Tech 30
Nov. 29 • Charlottesville, Va.**Game Notes**

- UVA finished 9-3 in the regular season, marking the eighth time the Cavaliers have had nine or more wins in the regular season (1895, 1989, 1994, 1995, 1998, 2002, 2007, 2019).
- Virginia is the 2019 ACC Coastal Division Champions, the first time in program history
- UVA is the first ACC Coastal team to be in first place from day one of the season and finish as division champions since Virginia Tech in 2005.
- UVA is now the seventh different team to be Coastal Champions in seven years.
- UVA scored on its first possession of the game for seventh time this season. The touchdown snapped nine-straight quarters the Virginia Tech defense had held its opponents scoreless.
- QB Bryce Perkins finished with 311 passing yards and 164 rushing yards. It is the third time this season and fifth time in his career he has accomplished this. His five games of 200 passing and 100 rushing yards is tied for the most in the nation since the start of the 2018 season. Caleb Evans of ULM also has five. Perkins has five of UVA's six all-time such games by a quarterback.
- Perkins finished with 164 rushing yards, a career high and extended his program record for career 100-yard rushing games by a quarterback to seven.
- Perkins added two rushing touchdowns to extend his season mark to 11, passing Bob Davis (10, 1964) and Shawn Moore (10, 1988) for No. 2 all-time in UVA history with single-season rushing touchdowns by a quarterback.
- Perkins 164 rushing yards ranks No. 3 all-time on UVA's single-game rushing list by a quarterback.
- Perkins notched a career-long 67-yard rush in the first quarter for a touchdown.
- Perkins' 164 rushing yards, long rush of 67 yards and two rushing touchdowns are all season highs allowed by the Hokies in 2019.
- With 21 kick return yards, WR Joe Reed became the 10th player in FBS history to pass 3,000 career kick return yards. He is the only player in FBS history to have 3,000+ yards and a career return average of 28+ yards.
- OLB Noah Taylor recorded the first interception of his career on the final play of the first half.
- TB Wayne Taulapapa rushed for one touchdown, extending his season total to 13. It is the most rushing touchdowns by a UVA running back since Keith Payne notched 14 in 2010.
- WR Hasise Dubois finished with 139 receiving yards, marking the second 100-yard receiving game of his season (and career).

Score by Quarters:

Virginia Tech	3	3	21	3	— 30
Virginia	13	0	7	19	— 39

Scoring Summary:

1st 12:14 VA - Bryce Perkins 39 yd run (Delaney kick failed) 8-75 2:46 VT 0 - VA 6
03:26 VT - Brian Johnson 21 yd field goal 8-53 4:39 VT 3 - VA 6
02:32 VA- Bryce Perkins 67 yd run 3-75 0:54 VT 3 - VA 13

2nd 02:06 VT- Brian Johnson 26 yd field goal 7-20 2:49 VT 6 - VA 13

3rd 12:52 VT - Hendon Hooker 34 yd run 5-75 2:08 VT 13 - VA 13
04:42 VT- Deshawn McCleese 1 yd run 8-71 4:22 VT 20 - VA 13
02:24 VA - Billy Kemp IV 25 yd pass from Perkins 7-79 2:18 VT 20 - VA 20
00:48 VT - Tre Turner 61 yd pass from Hooker 4-75 1:36 VT 27 - VA 20

4th 13:30 VA - Wayne Taulapapa 2 yd run 5-75 2:18 VT 27 - VA 27
10:58 VT - Brian Johnson 47 yd field goal 6-27 2:32 VT 30 - VA 27
07:35 VA - Brian Delaney 25 yd field goal 5-67 3:23VT 30 - VA 30
01:23 VA - Brian Delaney 48 yd field goal 9-34 3:24 VT 30 - VA 33
01:01 VA - Eli Hanback 0 yd fumble recovery VT 30 - VA 39

Attendance— 52,619

	VT	VA		VT	VA
First Downs	25	14	Punts (Number-Avg)	4-183	6-260
Rushes-Yards (Net)	172	181	Fumbles-Lost	2-2	0-0
Passing Yards (Net)	311	311	Penalties-Yards	8-67	7-62
Passes Comp-Att-Int	18-30-2	20-33-1	Possession Time	33:39	26:21
Total Offense Plays-Yards	75-483	58-492	Third-Down Conversions	4 of 15	5 of 14
Fumble Returns-Yards	0-0	0-0-1	Fourth-Down Conversions	0 of 0	0 of 0
Punt Returns-Yards	3-62	3-19	Red-Zone Scores-Chances	3-4	2-2
Kickoff Returns-Yards	3-64	1-21	Sacks By: Number-Yards	2-8	6-45
Interception Returns-Yards	1-16	2-0			

RUSHING: VIRGINIA - Bryce Perkins 19-164-2; Wayne Taulapapa 6-17-1. **VIRGINIA TECH** - Deshawn McCleese 16-86; Hendon Hooker 21-44; Tre Turner 3-25; Keshawn King 3-11; Dalton Keene 2-6. **PASSING: VIRGINIA** - Bryce Perkins 20-33-1-1. **VIRGINIA TECH** - Hendon Hooker 18-30-2-1. **RECEIVING: VIRGINIA** - Joe Reed 5-66; Hasise Dubois 4-139; Terrell Jana 4-56; Billy Kemp IV 3-32-1; Tanner Cowley 3-9; Tavares Kelly Jr. 1-9. **VIRGINIA TECH** - Tre Turner 7-134-1; Damon Hazelton 7-118; Tayvion Robinson 3-45; Dalton Keene 1-14.



GAME 13 • Clemson 62, UVA 17 - ACC Championship Dec. 7 • Charlotte, N.C.

Game Notes

- Virginia played in its first ACC Championship game.
- UVA finished with two sacks, setting a single-season program record for team sacks. UVA now has 45 sacks on the season. The previous record was 43 by the 2007 team.
- Finishing with 387 yards of total offense, UVA is the only team this season to amass 300+ yards of total offense against the Tigers.
- QB Bryce Perkins passed for 266 yards, becoming only the second quarterback to throw for 3,000+ yards in a season, joining Kurt Benkert (3,207; 2017).
- Perkins broke Benkert's UVA single-season passing record in the fourth quarter. Perkins owns the UVA single-season passing record with 3,215 yards.
- The 266 passing yards by Perkins is the most given up by Clemson this season.
- With 58 rushing yards, Bryce Perkins passed "Bullet" Bill Dudley (1,631) for No. 1 on UVA's career rushing list by a quarterback. Perkins now has 1,668 career rushing yards.
- WR Hasise Dubois finished with 10 receptions for 130 receiving yards. The 10 receptions are a career high.
- The 130 receiving yards by Dubois is the most given up by Clemson to one receiver this season.
- WR Billy Kemp finished with a career-high nine receptions and 66 receiving yards.
- FS De'Vante Cross notched his first career sack in the first quarter.

Score by Quarters:

Virginia	7	0	7	3	— 17
Clemson	14	17	14	17	— 62

Scoring Summary:

1st 11:11 CU - Tee Higgins 19 yd pass from Lawrence 5-80 1:34 VA 0 - CU 7
06:22 VA - Hasise Dubois 20 yd pass from Perkins 12-78 4:44 VA 7 - CU 7
04:36 CU - Justyn Ross 59 yd pass from Lawrence 4-75 1:36 VA 7 - CU 14
2nd 13:23 CU - B.T. Potter 47 yd field goal 8-53 2:43 VA 7 - CU 17
09:10 CU - Travis Etienne 26 yd run 4-68 1:24 VA 7 - CU 24
00:49 CU - Tee Higgins 7 yd pass from Lawrence 12-83 5:29 VA 7 - CU 31
3rd 08:21 VA - Terrell Jana 8 yd pass from Perkins 10-85 5:16 VA 14 - CU 31
06:12 CU - Tee Higgins 11 yd pass from Lawrence 5-75 2:09 VA 14 - CU 38
01:00 CU - Lyn-J Dixon 23 yd run 6-49 2:10 VA 14 - CU 45
4th 13:11 VA - Brian Delaney 35 yd field goal 9-58 2:49 VA 17 - CU 45
10:45 CU - B.T. Potter 24 yd field goal 7-69 2:26 VA 17 - CU 48
08:13 CU - Chase Brice 4 yd run 3-7 1:04 VA 17 - CU 55
01:23 CU - Chez Mellusi 4 yd run 9-59 4:22 VA 17 - CU 62

Attendance— 66,810

	VA	CU		VA	CU
First Downs	23	28	Punts (Number-Avg)	5-199	1-30
Rushes-Yards (Net)	104	211	Fumbles-Lost	2-0	1-0
Passing Yards (Net)	283	408	Penalties-Yards	3-27	4-25
Passes Comp-Att-Int	30-48-3	21-29-0	Possession Time	33:14	26:46
Total Offense Plays-Yards	75-387	58-492	Third-Down Conversions	10 of 18	6 of 9
Fumble Returns-Yards	0-0	0-0	Fourth-Down Conversions	0 of 1	0 of 0
Punt Returns-Yards	0-0	1-4	Red-Zone Scores-Chances	3-4	6-6
Kickoff Returns-Yards	4-76	1-32	Sacks By: Number-Yards	2-16	2-11
Interception Returns-Yards	0-0	3-22			

RUSHING: VIRGINIA - Bryce Perkins 17-58; Wayne Taulapapa 8-43; Brennan Armstrong 2-3. **CLEMSON** - Travis Etienne 14-114-1; Lyn-J Dixon 8-47-1; Trevor Lawrence 6-24; Mihel Dukes 3-10; Chase Brice 2-8; Chez Mellusi 3-7; Darien Rencher 1-3. **PASSING: VIRGINIA** - Bryce Perkins 27-43-2-2; Brennan Armstrong 2-4-1; Nash Griffin 1-1-0. **CLEMSON** - Trevor Lawrence 16-22-0-4; Chase Brice 5-7. **RECEIVING: VIRGINIA** - Hasise Dubois 10-130-1; Billy Kemp IV 9-66; Terrell Jana 6-62-1; Tanner Cowley 2-10; Wayne Taulapapa 1-10; Dejon Brissett 1-3; Hayden Mitchell 1-2. **CLEMSON** -Tee Higgins 9-182; Justyn Ross 3-94; Will Swinney 3-38; Frank Ladson Jr. 1-57; Diondre Overton 1-19; Davis Allen 1-11; Travis Etienne 1-9; Luk Price 1-5; Lyn-J Dixon 1-(-7).

GAME 14 • Florida 36, UVA 28 - Orange Bowl Dec. 30 • Miami Gardens, Fla.

Game Notes

- Virginia played in its first Orange Bowl and 21st all-time bowl game.
- The Orange Bowl marks the seventh all-time Cavalier bowl game in state of Florida and fourth in Hard Rock Stadium.
- UVA is 8-13 all-time in bowl games.
- WR Hasise Dubois finished with 10 receptions for 83 receiving yards. He becomes just the fourth Cavalier to amass 1,000 receiving yards in a season. He finished the year with 1,062 receiving yards.
- Dubois (10), WR Joe Reed (7) and WR Terrell Jana (7) all finished the season with 70+ receptions. It is the first time in program history UVA had multiple players with 70+ receptions.
- QB Bryce Perkins finished with 347 yards of total offense to set a UVA record with 7,910 yards of total offense in his career. He passed Shawn Moore's (1987-90) record of 7,897.
- Perkins has thrown seven career touchdown passes in UVA bowl games, including three last year in the Belk Bowl. He owns the UVA bowl record with seven career bowl touchdown passes.
- Perkins moved into second all-time at UVA in career 200-yard passing games (16) and third in 300-yard passing games (5).
- Perkins surpassed his own bowl record with four passing touchdowns.
- Nash Griffin booted a 70-yard punt in the first quarter, tying for the 11th-longest punt in program history. It is his second career punt of 70+ yards. It is the longest punt in UVA bowl history.
- With four extra points, PK Brian Delaney finished the season third on UVA's single-season scoring list with 110 points.
- WR Terrell Jana finished with 126 receiving yards, his third 100+ receiving yard game this season.
- WR Joe Reed had 98 all-purpose yards to surpass Terry Kirby (4,637) for fifth all-time at UVA in all-purpose yards with 4,679.

Score by Quarters:

Florida	14	10	3	9	— 36
Virginia	7	7	0	14	— 28

Scoring Summary:

1st 14:20 UF Lamical Perine 61 yd run (Evan McPherson kick), 3-75 0:40, UF 7 - VA 0
11:27 VA Terrell Jana 34 yd pass from Bryce Perkins (Brian Delaney kick), 1-34 0:07, UF 7 - VA 7
06:26 UF Lamical Perine 16 yd pass from Kyle Trask (McPherson kick), 13-75 5:01, UF 14 - VA 7
2nd 14:53 VA Hasise Dubois 9 yd pass from Bryce Perkins (Delaney kick), 14-88 6:33, UF 14 - VA 14
09:39 UF Evan McPherson 23 yd field goal, 14-73 5:14, UF 17 - VA 14
02:13 UF Lamical Perine 10 yd run (Evan McPherson kick), 9-74 5:07, UF 24 - VA 14
3rd 00:16 UF Evan McPherson 49 yd field goal, 8-58 2:56, UF 27 - VA 14
4th 13:05 VA Joe Reed 7 yd pass from Bryce Perkins (Brian Delaney kick), 6-75 2:11, UF 27 - VA 21
09:33 UF Kyle Trask 1 yd run (Kyle Trask pass failed), 7-65 3:32, UF 33 - VA 21
02:32 UF Evan McPherson 42 yd field goal, 7-72 2:39, UF 36 - VA 21
00:38 VA Hasise Dubois 2 yd pass from Bryce Perkins (Delaney kick), 8-75 1:54, UF 36 - VA 28

Attendance— 65,157

	UF	VA		UF	VA
First Downs	25	20	Punts (Number-Avg)	2-66	6-289
Rushes-Yards (Net)	244	52	Fumbles-Lost	0-0	1-0
Passing Yards (Net)	305	323	Penalties-Yards	4-40	3-14
Passes Comp-Att-Int	24-39-1	28-41-1	Possession Time	31:51	28:09
Total Offense Plays-Yards	73-549	62-375	Third-Down Conversions	6 of 13	5 of 13
Fumble Returns-Yards	0-0	0-0	Fourth-Down Conversions	2 of 2	1 of 1
Punt Returns-Yards	1-2	0-0	Red-Zone Scores-Chances	4-4	3-4
Kickoff Returns-Yards	1-21	2-32	Sacks By: Number-Yards	3-14	1-6
Interception Returns-Yards	1-0	1-0			

RUSHING: Florida-Lamical Perine 13-138; Kyle Trask 8-37; Dameon Pierce 6-34; Emory Jones 4-32; Malik Davis 1-3; Kadarius Toney 1-1; Team 1-minus 1. **Virginia**-Bryce Perkins 14-24; Wayne Taulapapa 5-14; Joe Reed 2-14. **PASSING: Florida**-Kyle Trask 24-39-1-305. **Virginia**-Bryce Perkins 28-40-1-323; TEAM 0-1-0-0. **RECEIVING: Florida**-Van Jefferson 6-129; Lamical Perine 5-43; Tyrie Cleveland 3-51; Kyle Pitts 3-39; Freddie Swain 3-21; Malik Davis 1-9; Trevon Grimes 1-7; Jacob Copeland 1-7; Kadarius Toney 1-minus 1. **Virginia**-Hasise Dubois 10-83; Terrell Jana 7-126; Joe Reed 7-52; Tanner Cowley 3-60; Billy Kemp IV 1-2.

A VIRGINIA PLAYER HAD...

200 yards rushing: 223, Alvin Pearman vs. Duke, 2004
150 yards rushing: 164, Bryce Perkins vs. Virginia Tech, 2019
100 yards rushing: 164, Bryce Perkins vs. Virginia Tech, 2019
30 carries: 30, Cedric Peerman vs. North Carolina, 2007
25 carries: 26, Jordan Ellis vs. South Carolina, 2018
4 TDs rushing: 4, Keith Payne vs. Richmond, 2010
3 TDs rushing: 3, Bryce Perkins vs. Duke, 2019
2 TDs rushing: 2, Bryce Perkins vs. Virginia Tech, 2019
3 TDs rushing by a QB: 3, Bryce Perkins vs. Duke, 2019
2 TDs rushing by a QB: 2, Bryce Perkins vs. Virginia Tech, 2019
QB rushed for 100 yards: 164, Bryce Perkins vs. Virginia Tech, 2019
QB rushed for 100 yards in back-to-back games: Bryce Perkins at UNC, vs. GT, 2019
2 rushers with 100+ yards: Jordan Ellis (146) and Bryce Perkins (108) vs. Richmond, 2018
2 rushers with 2 TDs: Bryce Perkins (3), Wayne Taulapapa (2) vs. Duke, 2019
75+ yard run: 75 (TD) Jordan Ellis vs. Ohio, 2018
50+ yard run: 67 (TD) Bryce Perkins vs. Virginia Tech, 2019
10+ receptions: 13, Terrell Jana at North Carolina, 2019
200 yards receiving: 247, Olamide Zaccheaus vs. Ohio, 2018
150 yards receiving: 247, Olamide Zaccheaus vs. Ohio, 2018
100 yards receiving: 126, Terrell Jana vs. Florida, 2019
100 yards receiving in back-to-back games: Hasise Dubois vs. VT, vs. Clemson, 2019
4 TDs receiving: 4, Ed Carrington at Maryland, 1965
3 TDs receiving: 3, Olamide Zaccheaus vs. South Carolina, 2018
2 TDs receiving: 2, Hasise Dubois vs. Florida, 2019
2 receivers with 100 yards receiving: 143, Hasise Dubois at Notre Dame, 2019
 107, Joe Reed at Notre Dame, 2019
3 receivers with 100 yards receiving: 136, Doni Dowling vs. UConn, 2017
 127, Andre Levrone vs. UConn, 2017
 122, Olamide Zaccheaus vs. UConn, 2017
2 receivers with 2 TDs: Ryan Sawyer (2), Heath Miller (2) vs. Wake Forest, 2002
70+ yard pass play: 75 (TD), Joe Reed from Bryce Perkins at Virginia Tech, 2018
50+ yard pass play: 52, Tanner Cowley from Bryce Perkins vs. Florida, 2019
An OL caught a pass: Elton Brown vs. Florida State, 2004
Attempted 50 passes: 66, Kurt Benkert vs. Indiana, 2017
Attempted 40 passes: 43, Bryce Perkins vs. Clemson, 2019
Completed 40 passes: 43, David Watford vs. Georgia Tech, 2013
Completed 30 passes: 30, Bryce Perkins at North Carolina, 2019
Completed 25 passes: 28, Bryce Perkins vs. Florida, 2019
400 yards passing: 455, Kurt Benkert vs. UConn, 2017
300 yards passing: 323, Bryce Perkins vs. Florida, 2019
250 yards passing: 323, Bryce Perkins vs. Florida, 2019
Consecutive 300-yard passing games: Kurt Benkert vs. CMU (421); at Duke (336), 2016
6 TD passes: 6, Dan Ellis vs. Duke, 2000
5 TD passes: 5, Kurt Benkert vs. Central Michigan, 2016
4 TD passes: 4, Bryce Perkins vs. Florida, 2019
3 TD passes: 4, Bryce Perkins vs. Florida, 2019
A non-QB threw a TD pass: Olamide Zaccheaus (WR) 15 yards to Evan Butts vs. Duke, 2015
Threw 3+ interceptions: 3, Bryce Perkins vs. Miami, 2018
400 yards total offense: 475, Bryce Perkins vs. Virginia Tech, 2019
300 yards total offense: 324, Bryce Perkins vs. Clemson, 2019
200 All-purpose yards: 200, Joe Reed at Georgia Tech, 2018
Intercepted 3 passes: 3, Rodney McLeod, at Maryland, 2011
Intercepted 2 passes: 2, Noah Taylor, Virginia Tech, 2019
2 Players Intercepted 2 passes: 2, Bryce Hall & Juan Thornhill at Duke, 2016
INT by a lineman: David Dean at Virginia Tech, 2014
INT by a linebacker: Noah Taylor (2) vs. Virginia Tech, 2019
INT at or behind line of scrimmage: David Dean at Virginia Tech, 2014
INT Return for a TD: 22 yards, Zane Zandier vs. Old Dominion, 2019
INT Return for a TD by a DB: 85 yards, Nick Grant vs. William & Mary, 2019
INT Return for a TD by a linebacker: 22 yards, Zane Zandier vs. Old Dominion, 2019
INT Return for a TD by a lineman: 3 yards by David Dean at Virginia Tech, 2014
2 INTs for Touchdowns: 2, Randy Neal vs. Virginia Tech, 1992
2 players with INTs for TD: Muffin Curry and Tony Franklin vs. W. Mich., 2003
4 sacks: 4, Jamie Sharper vs. North Carolina, 1996
3 sacks: 3, Max Valles vs. Miami, 2014
4+ TFLs: 4, Brent Urban at Pitt, 2013
15+ Tackles: 15, Charles Snowden vs. Old Dominion, 2019
4+ PBU's: 4, Bryce Hall vs. Ohio, 2018
Defensive Extra Point: Juan Thornhill at Indiana, 2018 (blocked PAT, scoop & score)
Fumble recovery for TD: Eli Hanback vs. Virginia Tech, 2019 (0 yards)
2 Fumble Recoveries: 2, Eli Hanback vs. Ohio, 2018
Five Field Goals: 5, Chris Gould vs. North Carolina, 2007
Four Field Goals: 4, Ian Frye at Miami, 2015
Three Field Goals: 3, Brian Delaney at Miami, 2019
Missed a PAT: Brian Delaney vs. Virginia Tech, 2019
Blocked a Punt: Noah Taylor at Pitt, 2019
Blocked Punt for a Touchdown: Trey Womack blocked punt and Bill Schautz returned it 20 yards for TD at Miami, 2009
Blocked a Field Goal: Charles Snowden at Indiana, 2018
Blocked a PAT Attempt: Juan Thornhill at Indiana, 2018
Punt return for TD: Maurice Canady vs. William & Mary, 2015 (74 yards)
Kickoff return for TD: Joe Reed vs. Duke, 2019 (95 yards)
Two-point conversion: Bryce Perkins (rush) vs. Florida State, 2019

VIRGINIA...

Scored 60 points: 62-14 vs. NC State, 1997
Scored 50 points: 55-27 vs. Liberty, 2019
Scored 40 points: 55-27 vs. Liberty, 2019
Scored 30 points: 39-30 vs. Virginia Tech, 2019
Defeated a ranked team: 39-30 vs. No. 23 Virginia Tech, 2019
Defeated a ranked team on the road: 14-13 at No. 23 Florida State, 2011
Recorded a Shutout: 28-0 vs. South Carolina, 2018
Recorded a Shutout vs. ACC: 31-0 vs. Maryland, 2008
Held a team without a TD: vs. South Carolina, 2018
Held an ACC team without a TD: vs. Louisville, 2018
Was Shut out: by Virginia Tech, 2017 (10-0)
Scoreless first half: vs. Virginia Tech, 2017
Scoreless second half: at Navy, 2017
Did not score a TD: at Miami, 2019
Did not score an offensive TD: at Miami, 2019
Scored a TD on offense, defense and special teams: vs. William & Mary, 2019
Had 300 rushing yards: 301 vs. Richmond, 2018
Had 200 rushing yards: 227 vs. Liberty, 2019
Had fewer than 100 rushing yards: 78 at Louisville, 2019
Had negative yards rushing: -3 vs. Wyoming, 2007
Had 200 yards passing: 323 vs. Florida, 2019
Had 300 yards passing: 323 vs. Florida, 2019
Had 400 yards passing: 455 vs. UConn, 2017
Attempted 50 passes: 66 vs. Indiana, 2017
Completed 40 passes: 43 vs. Georgia Tech, 2013
Passed for 5 touchdowns or more: 5, vs. Central Michigan, 2016
Had fewer than 100 yards passing: 92 vs. Miami, 2018
Had 600 yards of total offense: 626 vs. UConn, 2017
Had 500 yards of total offense: 517 at North Carolina, 2019
Had 400 yards of total offense: 492 vs. Virginia Tech, 2019
Had fewer than 100 yards of total offense: 90 vs. Maryland, 1980
Had consecutive games, 500 yards of total offense: 2014, BYU (519), Kent State (520)
Had three consecutive games, 500 yards of total offense: 2004, Temple (504), North Carolina (549), Akron (522)
Kicked 5 field goals: 5 vs. North Carolina, 2007
Had 7 or more sacks in a game: 7 vs. William & Mary, 2019
Had 6 or more sacks in a game: 6 vs. Virginia Tech, 2019
Had 5 or more sacks in a game: 6 vs. Virginia Tech, 2019
Had 4 or more sacks in a game: 6 vs. Virginia Tech, 2019
Had 10 or more TFL in a game: 11 vs. Old Dominion, 2019
Missed extra point kick: vs. Virginia Tech, 2019
Had a FG attempt blocked: at Miami, 2019
Had successful two-point conversion: vs. Florida State, 2019
Forced 7 or more turnovers: 7, vs. Richmond, 2014
Forced 5 or more turnovers: 5, vs. Duke, 2019
Had 5 or more turnovers: 5 at Notre Dame, 2019
Blocked 2 punts in a game: 2 at Miami, 2009
Blocked 2 kicks in a game: 2 at Indiana, 2018 (PAT, FG)
Blocked 2 field goals in a game: 2 vs. Richmond, 2008
Did not punt: vs. William & Mary, 2019
Had no turnovers: vs. Liberty, 2019
Had no turnovers in back-to-back games: at UNC, vs. GT, vs. Liberty, 2019
Overtime game: at Virginia Tech, 2018
Recorded a Safety: vs. Georgia Tech, 2017
Was not penalized: Richmond, 2016
Had 1 penalty: at North Carolina, 2019
100+ penalty yards: 109 vs. UConn, 2017
10+ penalties: 10 vs. Pitt, 2018
Trailed after three quarters, but rallied to win: vs. Virginia Tech, 2019 (7 points)
Trailed in the fourth quarter by 10+ points, but rallied to win: vs. Syracuse, 2015 (10 points)
Trailed in a game by 15+ points, but rallied to win: vs. Old Dominion, 2019 (17 points)
Trailed in a game by 20+ points, but rallied to win: vs. North Carolina, 2002 (21 points)
Did not lose a fumble: vs. Florida, 2019
90+ offensive plays: 91 vs. Indiana, 2017
100+ offensive plays: 102 at BYU, 2014
45 or fewer plays: 44 vs. Georgia Tech, 2009
Recovered an Onside Kick: at Louisville, 2019
Multiple One-Play Scoring Drives: 3 vs. Ohio, 2018



THE LAST TIME ...

AN OPPONENT HAD...

200 yards rushing: 229, Darrin Hall, Pitt, 2018
150 yards rushing: 229, Darrin Hall, Pitt, 2018
100 yards rushing: 138, Lamical Perine, Florida, 2019
30 carries: 31, Stevie Scott, Indiana, 2018
25 carries: 28, Javian Hawkins, Louisville, 2019
5 TDs rushing: 5, Zach Abey, Navy, 2017
4 TDs rushing: 5, Zach Abey, Navy, 2017
3 TDs rushing: 3, Tony Jones Jr., Notre Dame, 2019
2 TDs rushing: 2, Lamical Perine, Florida, 2019
3 TDs rushing by a QB: 3, Tevin Washington, Georgia Tech, 2012
2 TDs rushing by a QB: 2, Malcolm Perry, Navy, 2017
QB rushed for 100 yards: 107, TaQuon Marshall, Georgia Tech, 2018
2 rushers with 100+ yards: Malcolm Perry (114), Chris High (101), Navy, 2017
3 rushers with 100+ yards: Zach Laskey (133), Robert Godhigh (111) & David Sims (107), Georgia Tech, 2013
2 rushers with 2 TDs: Zach Abey (5) & Malcolm Perry (2), Navy, 2017
50+ yard run: 61 (TD), Lamical Perine, Florida, 2019
15+ receptions: 16, Quinshad Davis, North Carolina, 2012
10+ receptions: 12, T.J. Rahming, Duke, 2015
200 yards receiving: 202, Dyami Brown, North Carolina, 2019
150 yards receiving: 182, Tee Higgins, Clemson, 2019
100 yards receiving: 129, Van Jefferson, Florida, 2019
3 TDs receiving: 3, Tee Higgins, Clemson, 2019
2 TDs receiving: 3, Tee Higgins, Clemson, 2019
2 receivers with 100 yards receiving: Tre Turner (134) and Damon Hazelton (118), VT, 2019
2 receivers with 2 TDs: Fred Zeigler (3), Benny Galloway (2), South Carolina, 1968
90+ yard pass play: 96 (TD), Tajh Boyd to Sammy Watkins, Clemson, 2013
80+ yard pass play: 85 (TD), Cooper Rush to Corey Willis, Central Michigan, 2016
70+ yard pass play: 77 (TD), Malik Cunningham to Tutu Atwell, Louisville, 2019
50+ yard pass play: 53, Kyle Trask to Van Jefferson, Florida, 2019
Attempted 50 passes: 54, Daniel Jones, Duke, 2016
Attempted 40 passes: 40, Buckshot Calvert, Liberty, 2019
Completed 30 passes: 33, Daniel Jones, Duke, 2016
Completed 25 passes: 33, Daniel Jones, Duke, 2016
400 yards passing: 402, Cooper Rush, Central Michigan, 2016
300 yards passing: 305, Kyle Trask, Florida, 2019
250 yards passing: 305, Kyle Trask, Florida, 2019
5 TD passes: 5, Paul Pinegar, Fresno State, 2004
4 TD passes: 4, Trevor Lawrence, Clemson, 2019
3 TD passes: 4, Trevor Lawrence, Clemson, 2019
Threw 5+ interceptions: 5, Daniel Jones, Duke, 2016
Threw 3+ interceptions: 3, Buckshot Calvert, Liberty, 2018
300 yards total offense: 342, Kyle Trask, Florida, 2019
200 All-purpose yards: 202, Dyami Brown, North Carolina, 2019
Intercepted 3 passes: 3, B.W. Webb, William & Mary, 2009
Intercepted 2 passes: 2, Trajan Bandy, Miami, 2018
INT Return for a TD: 47 yds, Arman Jones, William & Mary, 2019
2 players with INTs for TD: Justin Taimatuia and Mercy Maston, Boise State, 2015
3 sacks: 3, Julian Okwara, Notre Dame, 2019
4+ TFLs: 4.0, Larrell Murchison, NC State, 2018
15+ Tackles: 15, Chazz Surratt, North Carolina, 2019
Fumble recovery for TD: Adetokunbo Ogundej 23 yard return, Notre Dame, 2019
Five Field Goals: 5, Will Snyderwine, Duke, 2009
Four Field Goals: 4, Wesley Wells, Georgia Tech, 2018
Three Field Goals: 4, Wesley Wells, Georgia Tech, 2018
Missed a PAT: Logan Justus, Indiana, 2018 (blocked)
Missed 4 or more Field Goals: 4, Sam Ficken, Penn State, 2012
Missed 3 or more Field Goals: 4, Sam Ficken, Penn State, 2012
Missed 2 or more Field Goals: 2, Cole Murphy, Syracuse, 2015
Blocked a Punt: Tre Turner, Virginia Tech, 2018
Blocked Punt for a Touchdown: Tre Turner blocked punt and Jovonn Quillen returned it for TD, Virginia Tech, 2018
Blocked Punt for a Safety: DeAndre Houston-Carson, William & Mary, 2015
Blocked a Field Goal: Pat Bethel, Miami, 2019
Punt return for TD: Quadree Henderson, Pitt, 2017 (75 yards)
Free Punt return for TD: Juanyeh Thomas, Georgia Tech, 2018 (77 yards)
Kickoff return for TD: Quadree Henderson, Pitt, 2016 (93 yards)
Two-point conversion: Clinton Lynch rush, Georgia Tech, 2018

OPPONENT TEAM...

Scored 60 points: 62-17, Clemson, 2019
Scored 50 points: 62-17, Clemson, 2019
Scored 40 points: 62-17, Clemson, 2019
Scored 30 points: 36-28, Florida, 2019
Recorded a Shutout: 10-0, Virginia Tech, 2017
Was Shutout: South Carolina, 2018 (28-0), Belk Bowl
Scoreless first half: Duke, 2019
Scoreless second half: Old Dominion, 2019
Did not score a TD: South Carolina, 2018
Did not score an offensive TD: South Carolina, 2018
Fewer than 10 first downs: 8, William & Mary, 2019
Fewer than 5 first downs: 4, VMI, 1979
One first down: 1, Richmond, 1945
No first downs: 0, NC State, 1944
No third down conversions: 0, Notre Dame, 2015
Had 400 rushing yards: 452, Navy, 2017
Had 300 rushing yards: 452, Navy, 2017
Had 200 rushing yards: 244, Florida, 2019
Had fewer than 100 rushing yards: 83, Miami, 2019
Had negative yards rushing: -2, Maryland, 2012
Had 200 yards passing: 305, Florida, 2019
Had 300 yards passing: 305, Florida, 2019
Had 400 yards of passing: 408, Clemson, 2019
Had fewer than 100 yards passing: 37, Georgia Tech, 2018
Had 600 yards of total offense: 619, Clemson, 2019
Had 500 yards of total offense: 549, Florida, 2019
Had 400 yards of total offense: 549, Florida, 2019
Had fewer than 100 yards of total offense: 79, VMI, 2013
Kicked 5 field goals: 5, Duke, 2009
Had 6 or more sacks in a game: 8, Notre Dame, 2019
Had 10 or more TFL in a game: 13, Notre Dame, 2019
Had Zero TFL in a game: 0, Central Michigan, 2016
Missed Extra Point Kick: Oregon, 2013
Missed 4 or more Field Goals: 4, Penn State, 2012
Missed 3 or more Field Goals: 4, Penn State, 2012
Missed 2 or more Field Goals: 2, Syracuse, 2015
Had successful Two-Point Conversion: NC State, 2018
Forced 5 or more turnovers: 5, Notre Dame, 2019
Scored 3 or more Defensive Touchdowns: 3, UCLA, 2014 (2 INT, 1 Fumble)
Scored 2 or more Defensive Touchdowns: 2, Boise State, 2015 (2 INT)
Had 4 or more passes intercepted: 5, Duke, 2016 (tied UVA school record)
Had 3 or more passes intercepted: 3, Liberty, 2018
Blocked 2 punts in a game: 2, Auburn, 2011
Did not punt: Georgia Tech, 2000
Had no turnovers: Clemson, 2019
Turned the ball over 7 or more times: 7, Richmond, 2014
Turned the ball over 6 or more times: 6, Duke, 2016
Turned the ball over 5 or more times: 5, Duke, 2019
Overtime game: Virginia Tech, 2018
Recorded a Safety: Georgia Tech, 2018
Was not penalized: Temple, 2004
100+ penalty yards: 117, Oregon, 2016
10+ penalties: 10, Florida State, 2019
Trailing after three quarters, but rallied to win: Georgia Tech 2018
Did not lose a fumble: Florida, 2019
90+ offensive plays: 93, BYU, 2013
45 or fewer plays: 44, William & Mary, 1961
Recovered an Onside Kick: Duke, 2019

2019 HONORS AND AWARDS

Joey Blount, Jr., FS

- All-ACC (3rd)
- VaSID all-state (1st)
- Athlon Sports preseason All-ACC (2nd)
- CollegeSportsMadness.com's ACC Def. POW (Sept. 3)
- ACC Defensive Back of the Week (Oct. 21)

Jowon Briggs, Fr., DT

- FWAA preseason Freshman All-American
- 247Sports preseason Freshman All-American
- ESPN.com Midseason Freshman All-American

Dejon Brissett, Sr., WR

- Phil Steele preseason All-ACC (4th)

Richard Burney, Sr., DE

- CoSIDA Academic All-District
- Phil Steele preseason All-ACC (4th)
- CoSIDA Academic All-District (Nov. 14)

Tanner Cowley, Sr., TE

- VaSID all-state (2nd)

Devante Cross, Jr., SS

- VaSID all-state (2nd)
- ACC Defensive Back of the Week (Nov. 25)

Brian Delaney, Jr., PK

- All-ACC (HM)
- VaSID all-state (2nd)
- ACC Specialist of the Week (Sept. 3)

Hasise Dubois, Sr., WR

- All-ACC (HM)
- Pro Football Focus All-ACC (2nd)
- VaSID all-state (1st)
- Athlon Sports preseason All-ACC (3rd)

Chris Glaser, Jr., OG

- Pro Football Focus All-ACC (HM)

Nick Grant, Jr., CB

- VaSID all-state (2nd)

Nash Griffin, Jr., P

- VaSID all-state (2nd)

Bryce Hall, Sr., CB

- Associated Press preseason All-America (1st)
- ESPN.com preseason All-America
- Sports Illustrated preseason All-America (1st)
- PFF preseason All-America (1st)
- Athlon Sports preseason All-America (1st)
- Phil Steele preseason All-American (1st)
- Bednarik Award Watch List
- Bronko Nagurski Trophy Watch List
- Jim Thorpe Award Watch List
- Lott IMPACT Trophy Watch List
- Walter Camp Award Watch List
- Wuerffel Trophy Watch List
- AFCA AllState Good Works Team nominee
- Preseason All-ACC (media)
- Athlon Sports preseason All-ACC (1st)
- Phil Steele preseason All-ACC (1st)
- Associated Press midseason All-America (2nd)
- Jason Witten Collegiate Man of the Year semifinalist

Eli Hanback, Sr., DE

- All-ACC (HM)
- Pro Football Focus All-ACC (3rd)
- VaSID all-state (2nd)
- Athlon Sports preseason All-ACC (3rd)



Campbell Trophy (Academic Heisman) finalist Jordan Mack and UVA Director of Athletics Carla Williams at the 2019 National Football Foundation Annual Awards dinner at the New York Hilton Midtown in New York City.



QB Bryce Perkins is UVA's first two-time Dudley Award winner as the top Division I player in the Commonwealth of Virginia. He is the first student-athlete ever to claim the title unanimously twice in the award's 30-year history. Perkins is UVA's first back-to-back winner (award's second all-time) and now a Virginia player has now won the honor 10 times.

Jordan Mack, Sr., ILB

- Campbell Trophy Finalist
- Jim Tatum Award winner (ACC Scholar Athlete of the Year)
- All-ACC (3rd)
- Associated Press All-ACC (2nd)
- CoSIDA Academic All-District
- VaSID All-State (1st)
- Bronko Nagurski Trophy Watch List
- Campbell Trophy nominee
- Athlon Sports preseason All-ACC (3rd)
- Phil Steele preseason All-ACC (4th)
- Campbell Trophy Semifinalist (Sept. 25)

Ryan Nelson, So., OG

- Athlon Sports preseason All-ACC (4th)

Olusegun Oluwatimi, So., C

- All-ACC (HM)
- Pro Football Focus All-ACC (3rd)

Bryce Perkins, Sr., QB

- All-ACC (2nd)
- Associated Press All-ACC (2nd)
- Dudley Award Winner
- Touchdown Club of Richmond's Offensive Back of the Year
- Pro Football Focus All-ACC (HM)
- VaSID Offensive Player of the Year
- VaSID all-state (1st)
- Maxwell Award Watch List
- Davey O'Brien Award Watch List
- Manning Award Watch List
- Johnny Unitas Golden Arm Watch List
- Athlon Sports preseason All-ACC (2nd)
- Phil Steele preseason All-ACC (2nd)
- ACC Co-Quarterback of the Week (Sept. 16)
- Johnny Unitas Golden Arm Award Finalist (Oct. 8)
- College Sports Madness Off. POW (Nov. 3)
- College Football Performance National POW (Nov. 3)
- Davey O'Brien Award Great Eight (Nov. 4)
- ACC Quarterback of the Week (Nov. 4)
- Davey O'Brien Award QB of the Week (Nov. 5)

Joe Reed, Sr., WR/KR

- Jet Award Winner (Nation's Top Kick Returner)
- Walter Camp All-America KR (1st)
- FWAA All-America KR (1st)
- CBS Sports All-America KR (1st)
- Bleacher Report All-America (1st)
- SI.com All-America KR (2nd)
- USA Today All-America KR (2nd)
- All-ACC All-Purpose (1st)
- All-ACC Kick Return (1st)
- Touchdown Club of Richmond's Specialist of the Year
- Associated Press All-ACC Specialist (1st)
- East-West Shrine Game Invitee (Accepted)
- Pro Football Focus All-ACC KR (1st)
- Pro Football Focus All-ACC WR (HM)
- VaSID all-state KR (1st)
- VaSID all-state WR (2nd)
- Athlon Sports preseason All-America (KR) (4th)
- Paul Hornung Award Watch List
- Athlon Sports preseason All-ACC (KR) (1st)
- Phil Steele preseason All-ACC (KR) (3rd)
- ACC Specialist of the Week (Sept. 9)
- Paul Hornung Award Honor Roll (Sept. 16)
- CBS Sports midseason All-American
- Paul Hornung Award Honor Roll (Oct. 21)
- Paul Hornung Award Finalist (Nov. 14)

Charles Snowden, Jr., OLB

- All-ACC (HM)
- Pro Football Focus All-ACC (2nd)
- VaSID all-state (2nd)
- Butkus Award Watch List
- Athlon Sports preseason All-ACC (2nd)
- Phil Steele preseason All-ACC (1st)
- Walter Camp National Def. POW (Sept. 22)
- ACC Linebacker of the Week (Sept. 23)

Noah Taylor, So., OLB

- Pro Football Focus All-ACC (HM)

Zane Zandier, Jr., ILB

- All-ACC (HM)
- VaSID all-state (1st)

2020 OPPONENTS

VMi

Sept. 11 - Scott Stadium (61,500)

Location: Lexington, Va.

Conference: Southern

2019 Record: 5-7, 4-4 SoCon

Head Coach: Scott Wachenheim

Career Record: 11-45 (five years)

School Record: 11-45 (five years)

Football SID: Wade Branner

Phone: (540) 464-7515

Email: brannerwh@vmi.edu

Website: vmikeydets.com

Press Box: (540) 464-7834



WAKE FOREST

Oct. 17 - BB&T Field (31,500)

Location: Winston-Salem, N.C.

Conference: Atlantic Coast

2019 Record: 8-5, 4-4 ACC

Head Coach: Dave Clawson

Career Record: 126-120 (19 years)

School Record: 36-40 (six years)

Football SID: Will Pantages

Phone: (336) 758-2347

Email: pantagw@wfu.edu

Website: WakeForestSports.com

Press Box: (336) 758-7523



DUKE

Nov. 14 - Scott Stadium (61,500)

Location: Durham, N.C.

Conference: Atlantic Coast

2019 Record: 5-7, 3-5 ACC

Head Coach: David Cutcliffe

Career Record: 116-108 (18 years)

School Record: 72-79 (12 years)

Football SID: Kat Castner

Phone: (919) 684-8708

Email: kaitlyn.castner@duke.edu

Website: GoDuke.com

Press Box: (919) 684-4203



VIRGINIA TECH

Sept. 19 - Lane Stadium (65,632)

Location: Blacksburg, Va.

Conference: Atlantic Coast

2019 Record: 8-5, 5-3 ACC

Head Coach: Justin Fuente

Career Record: 59-43 (seven years)

School Record: 33-20 (four years)

Football SID: Pete Moris

Phone: (540) 231-6726

Email: morisvt@vt.edu

Website: HokieSports.com

Press Box: (540) 231-4905



MIAMI

Oct. 24 - Hard Rock Stadium (65,285)

Location: Coral Gables, Fla.

Conference: Atlantic Coast

2019 Record: 6-7, 4-4 ACC

Head Coach: Manny Diaz

Career Record: 6-7 (one year)

School Record: 6-7 (one year)

Football SID: Camron Ghorbi

Phone: (305) 284-3230

Email: c.ghorbi@miami.edu

Website: HurricaneSports.com

Press Box: (305) 943-8060



FLORIDA STATE

Nov. 28 - Doak Campbell Stadium (79,560)

Location: Tallahassee, Fla.

Conference: Atlantic Coast

2019 Record: 6-7, 4-4 ACC

Head Coach: Mike Norvell

Career Record: 38-15 (four years)

School Record: 0-0 (first year)

Football SID: Derek Satterfield

Phone: (850) 645-7683

Email: dsatterfield@fsu.edu

Website: Seminoles.com

Press Box: (850) 644-4057



CLEMSON

Oct. 3 - Memorial Stadium (81,500)

Location: Clemson, S.C.

Conference: Atlantic Coast

2019 Record: 14-1, 8-0 ACC

Head Coach: Dabo Swinney

Career Record: 130-31 (12 years)

School Record: 130-31 (12 years)

Football SID: Ross Taylor

Phone: (864) 656-2114

Email: rt5@clemson.edu

Website: ClemsonTigers.com

Press Box: (864) 654-3326



NORTH CAROLINA

Oct. 31 - Scott Stadium (61,500)

Location: Chapel Hill, N.C.

Conference: Atlantic Coast

2019 Record: 7-6, 4-4 ACC

Head Coach: Mack Brown

Career Record: 251-128-1 (31 years)

School Record: 76-50-1 (11 years)

Football SID: Jeremy Sharpe

Phone: (919) 962-9135

Email: jsharpe7@unc.edu

Website: GoHeels.com

Press Box: (919) 962-2123



BOSTON COLLEGE

Dec. 5 - Scott Stadium (61,500)

Location: Chestnut Hill, Mass.

Conference: Atlantic Coast

2019 Record: 6-7, 4-4 ACC

Head Coach: Jeff Hafley

Career Record: 0-0 (first year)

School Record: 0-0 (first year)

Football SID: Jason Baum

Phone: (617) 552-0504

Email: j.baum@bc.edu

Website: BCEagles.com

Press Box: (617) 552-4747



NC STATE

Oct. 10 - Scott Stadium (61,500)

Location: Raleigh, N.C.

Conference: Atlantic Coast

2019 Record: 4-8, 1-7 ACC

Head Coach: Dave Doeren

Career Record: 70-46 (nine years)

School Record: 47-42 (seven years)

Football SID: Annabelle Meyers

Phone: (919) 515-1181

Email: ameyers@ncsu.edu

Website: GoPack.com

Press Box: (919) 515-3393



LOUISVILLE

Nov. 7 - Scott Stadium (61,500)

Location: Louisville, Ky.

Conference: Atlantic Coast

2019 Record: 8-5, 5-3 ACC

Head Coach: Scott Satterfield

Career Record: 59-29 (seven years)

School Record: 8-5 (one year)

Football SID: Rocco Gasparro

Phone: (502) 852-0102

Email: rocco@gocards.com

Website: GoCards.com

Press Box: (502) 852-6703





2020 OPPONENT SCHEDULES

VMI

Sept. 5 at Robert Morris
 Sept. 11 at Virginia@@
 Sept. 26 at Chattanooga
 Oct. 3 Furman
 Oct. 17 at Wofford
 Oct. 24 East Tenn. State
 Oct. 31 The Citadel
 Nov. 7 at Western Carolina
 Nov. 14 at Samford
 Nov. 21 Mercer

Virginia Tech

Sept. 12 NC State
 Sept. 19 Virginia
 Oct. 3 at Duke
 Oct. 10 at North Carolina
 Oct. 17 Boston College
 Oct. 24 at Wake Forest
 Oct. 31 at Louisville
 Nov. 7 Liberty
 Nov. 14 Miami
 Nov. 2 at Pitt
 Dec. 5 Clemson

Clemson

Sept. 12 at Wake Forest
 Sept. 19 TBA
 Oct. 3 Virginia
 Oct. 10 Miami
 Oct. 17 at Georgia Tech
 Oct. 24 Syracuse
 Oct. 31 Boston College
 Nov. 7 at Notre Dame
 Nov. 21 Clemson
 Nov. 28 Pitt
 Dec. 5 at Virginia Tech

NC State

Sept. 12 at Virginia Tech
 Sept. 19 Wake Forest
 Oct. 3 at Pitt
 Oct. 10 at Virginia
 Oct. 17 Duke
 Oct. 24 North Carolina
 Nov. 6 Miami@@
 Nov. 21 Liberty
 Nov. 28 at Syracuse
 Dec. 5 Georgia Tech

Wake Forest

Sept. 12 Clemson
 Sept. 19 at NC State
 Sept. 26 Notre Dame
 Oct. 9 Old Dominion@@
 Oct. 17 Virginia
 Oct. 24 Virginia Tech
 Oct. 31 at Syracuse
 Nov. 14 at North Carolina
 Nov. 21 at Duke
 Nov. 28 Miami
 Dec. 5 at Louisville

Miami

Sept. 10 UAB**
 Sept. 19 at Louisville
 Sept. 26 Florida State
 Oct. 10 at Clemson
 Oct. 17 at Pitt
 Oct. 24 Virginia
 Nov. 6 at NC State
 Nov. 14 at Virginia Tech
 Nov. 21 Georgia Tech
 Nov. 28 at Wake Forest
 Dec. 5 North Carolina

North Carolina

Sept. 12 Syracuse
 Sept. 19 TBA
 Oct. 3 at Boston College
 Oct. 10 Virginia Tech
 Oct. 17 at Florida State
 Oct. 24 NC State
 Oct. 31 at Virginia
 Nov. 7 at Duke
 Nov. 14 Wake Forest
 Nov. 27 Notre Dame@@
 Dec. 5 at Miami

Louisville

Sept. 12 Western Kentucky
 Sept. 19 Miami
 Sept. 26 at Pitt
 Oct. 9 at Georgia Tech@@
 Oct. 17 at Notre Dame
 Oct. 24 Florida State
 Oct. 31 Virginia Tech
 Nov. 7 at Virginia
 Nov. 20 Syracuse
 Nov. 27 at Boston College@@
 Dec. 5 Wake Forest

Duke

Sept. 12 at Notre Dame
 Sept. 19 Boston College
 Oct. 3 Virginia Tech
 Oct. 10 at Syracuse
 Oct. 17 at NC State
 Oct. 31 Charlotte
 Nov. 7 North Carolina
 Nov. 14 at Virginia
 Nov. 21 Wake Forest
 Nov. 28 at Georgia Tech
 Dec. 5 Florida State

Florida State

Sept. 12 Georgia Tech
 Sept. 19 Samford
 Sept. 26 at Miami
 Oct. 10 at Notre Dame
 Oct. 17 North Carolina
 Oct. 24 at Louisville
 Nov. 7 Pitt
 Nov. 14 at NC State
 Nov. 21 Clemson
 Nov. 28 Virginia
 Dec. 5 at Duke

Boston College

Sept. 12 Ohio
 Sept. 19 at Duke
 Oct. 3 North Carolina
 Oct. 10 Pitt
 Oct. 17 at Virginia Tech
 Oct. 24 Georgia Tech
 Oct. 31 at Clemson
 Nov. 7 at Syracuse
 Nov. 14 Notre Dame
 Nov. 27 Louisville @@
 Dec. 5 at Virginia

** Thursday ; @@ Friday

ACC BOWL SCHEDULE

Military Bowl
 Presented by
 Northrop Grumman
 Annapolis, Md.

New Era Pinstripe Bowl
 Bronx, N.Y.

Fenway Bowl
 Boston, Mass.

Cheez-It Bowl
 Orlando, Fla.

San Diego County Credit
 Union Holiday Bowl
 San Diego, Calif.

Duke's Mayo Bowl
 Charlotte, N.C.

TaxSlayer Gator Bowl
 Jacksonville, Fla.

Tony the Tiger Sun Bowl
 El Paso, Texas

Outback Bowl
 Tampa, Fla.

Capital One Orange Bowl
 Miami Gardens, Fla.



OTHER ACC SCHOOLS

Georgia Tech

Sept. 12 at Florida State
 Sept. 19 UCF
 Sept. 26 at Syracuse
 Oct. 9 Louisville@@
 Oct. 17 Clemson
 Oct. 24 at Boston College
 Oct. 31 Notre Dame
 Nov. 14 Pitt
 Nov. 21 at Miami
 Nov. 28 Duke
 Dec. 5 at NC State

Notre Dame

Sept. 12 Duke
 Sept. 19 Western Michigan
 Sept. 26 at Wake Forest
 Oct. 10 Florida State
 Oct. 17 Louisville
 Oct. 24 at Pitt
 Oct. 31 at Georgia Tech
 Nov. 7 Clemson
 Nov. 14 at Boston College
 Nov. 27 at North Carolina@@
 Dec. 5 Syracuse

Pitt

Sept. 12 Miami (OH)
 Sept. 19 Syracuse
 Sept. 26 Louisville
 Oct. 3 NC State
 Oct. 10 at Boston College
 Oct. 17 at Miami (Fla.)
 Oct. 24 Notre Dame
 Nov. 7 at Florida State
 Nov. 14 at Georgia Tech
 Nov. 21 Virginia Tech
 Nov. 28 at Clemson

Syracuse

Sept. 12 at North Carolina
 Sept. 19 at Pitt
 Sept. 26 Georgia Tech
 Oct. 10 Duke
 Oct. 17 Liberty
 Oct. 24 at Clemson
 Oct. 31 Wake Forest
 Nov. 7 Boston College
 Nov. 20 at Louisville
 Nov. 28 NC State
 Dec. 5 at Notre Dame

2020 UVA FOOTBALL RUSHING RECORDS

Attempts

Career—809, Thomas Jones, 1996-99
Season—334, Thomas Jones, 1999
 Sr.—334, Thomas Jones, 1999
 Jr.—265, Tiki Barber, 1995
 Soph.—229, Gary Helman, 1969
 Fr.—196, Antonio Rice, 1982; Wali Lundy, 2002
Game—39, Thomas Jones vs. Georgia Tech, 1999
 Sr.—39, Thomas Jones vs. Georgia Tech, 1999
 Jr.—37, John Papit vs. West Virginia, 1949
 Soph.—37, Gary Helman vs. William & Mary, 1969
 Fr.—34, Marcus Wilson vs. VMI, 1987

Yardage

Career—3998, Thomas Jones, 1996-99
Season—1798, Thomas Jones, 1999
 Sr.—1798, Thomas Jones, 1999
 Jr.—1397, Tiki Barber, 1995
 Soph.—1020, Terry Kirby, 1990
 Fr.—835, Howard Petty, 1983
Game—224, John Papit vs. Washington & Lee, 1948
 Sr.—223, Alvin Pearman vs. Duke, 2004
 Jr.—212, John Papit vs. West Virginia, 1949
 Soph.—224, John Papit vs. Washington & Lee, 1948
 Fr.—182, Howard Petty vs. Wake Forest, 1983

Consecutive Games of 100 Yards or More

8, Tiki Barber, 1996

Average

Career—6.0, John Papit, 1947-50
Season—7.0, Nikki Fisher, 1990 (min. 50 carries)
Game—34.7, Ray Brown vs. Hampden-Sydney, 1946 (min. 3 carries)

Touchdowns

Career—46, Gene Mayer, 1912-15
 (modern record: 43, Wali Lundy, 2002-05)
Season—18, Gene Mayer, 1915 (modern record: 17, Wali Lundy, 2004)
 Sr.—18, Gene Mayer, 1915
 Jr.—17, Wali Lundy, 2004
 Soph.—12, Wayne Taulapapa, 2019
 Fr.—9, Kevin Parks, 2011
Game—5, Gene Mayer vs. North Carolina, 1912; Gene Mayer vs. Richmond, 1915 (modern record: 4, on eight occasions)
 Sr.—5, Gene Mayer vs. Richmond, 1915
 Jr.—4, Gene Arnette vs. Buffalo, 1967;
 Tiki Barber vs. Georgia Tech, 1995
 Soph.—4, Terry Kirby vs. William & Mary, 1990;
 Gary Helman vs. William & Mary, 1969
 Fr.—5, Gene Mayer vs. North Carolina, 1912

Longest Plays—Runs

96 Mikell Simpson vs. Texas Tech, 2007
 88 Bob Davis vs. N. C. State, 1964
 81+ Tommy Vigorito vs. NC State, 1979
 81 Tiki Barber vs. Michigan, 1995
 80+ Tiki Barber vs. Virginia Tech, 1996
 80 Thomas Jones vs. San Jose State, 1998
 79 Ray Brown vs. Hampden-Sydney, 1946
 79 Barry Word vs. Georgia Tech, 1985
 79 Cedric Peerman vs. East Carolina, 2008
 78+ Alvin Pearman vs. Virginia Tech, 2004
 75 Jordan Ellis vs. Ohio, 2018
 73 Terry Kirby vs. Wake Forest, 1992
 72 Grover Jones vs. Hampden-Sydney, 1946
 72+ Kent Merritt vs. Clemson, 1973
 72 Greg Taylor vs. VMI, 1979
 71 George Grimes vs. VMI, 1947
 71 Harold Hoak vs. North Carolina, 1952
 71 Kent Merritt vs. Clemson, 1971
 71+ Thomas Jones vs. Florida State, 1999
 71+ Albert Reid vs. Pitt, 2015
 70+ Tommy Vigorito vs. Maryland, 1978
 70 Michael Johnson vs. Syracuse, 2005

+Non-scoring play

*indicates active player

Career Rushing Leaders

Player	Years	Att.	Yds	Avg.	TD
1. Thomas Jones	1996-99	809	3998	4.9	36
2. Tiki Barber	1993-96	651	3389	5.2	31
3. Terry Kirby	1989-92	567	3348	5.9	24
4. John Papit	1947-50	537	3238	6.0	27
5. Kevin Parks	2011-14	728	3219	4.4	29
6. Wali Lundy	2002-05	742	3193	4.3	43
7. Tommy Vigorito	1977-80	648	2913	4.5	15
8. Frank Quayle	1966-68	514	2695	5.2	28
9. Jim Bakhtiar	1955-57	555	2434	4.4	13
10. Alvin Pearman	2001-04	500	2394	4.8	19
11. Barry Word	1982-85	405	2257	5.6	17
12. Marcus Wilson	1987-89	484	2219	4.6	13
13. Antwoine Womack	97-98, 00-01	429	2207	5.1	13
14. Howard Petty	1983-85	484	2171	4.5	21
15. Kevin Brooks	1992-95	447	2082	4.7	17

Season Rushing Leaders

Player	Year	Att.	Yds.	Avg.	TD
1. Thomas Jones	1999	334	1798	5.4	16
2. Tiki Barber	1995	265	1397	5.3	14
3. Tiki Barber	1996	250	1360	5.4	14
4. Thomas Jones	1998	238	1303	5.5	13
5. Barry Word	1985	207	1224	5.9	6
6. John Papit	1949	197	1214	6.2	9
7. Frank Quayle	1968	175	1213	6.9	12
8. Terry Kirby	1992	175	1130	6.5	6
9. Marcus Wilson	1989	223	1098	4.9	4
10. Tommy Vigorito	1979	184	1045	5.7	6
11. Alvin Pearman	2004	195	1037	5.3	10
12. Kevin Parks	2013	227	1031	4.5	11
13. Antwoine Womack	2000	210	1028	4.9	9
14. Jordan Ellis	2018	215	1026	4.8	10
15. Terry Kirby	1990	165	1020	6.2	7

Single Game Rushing Leaders

Player	Att.	Yds.	Avg.	TD
1. John Papit vs. Washington & Lee, 1948	16	224	14.0	3
2. Alvin Pearman vs. Duke, 2004	38	223	5.9	1
3. Frank Quayle vs. Maryland, 1966	25	221	8.9	1
Thomas Jones vs. NC State, 1999	38	221	5.8	3
Thomas Jones vs. Buffalo, 1999	32	221	6.9	1
6. Frank Quayle vs. Maryland, 1968	29	216	7.5	3
7. Bill Dudley vs. North Carolina, 1941	17	215	12.7	3
8. Terry Kirby vs. Wake Forest, 1992	24	214	8.9	2
9. Thomas Jones vs. Georgia Tech, 1999	39	213	5.5	2
10. John Papit vs. West Virginia, 1949	37	212	5.7	1
11. Jim Bakhtiar vs. VMI, 1956	27	210	7.8	1
Thomas Jones vs. Brigham Young, 1999	35	210	6.0	2
13. Terry Kirby vs. Duke, 1992	28	207	7.4	0
Thomas Jones vs. Georgia Tech, 1998	27	207	7.7	2
15. John Papit vs. Geo. Washington, 1949	26	203	7.8	3
Thomas Jones vs. San Jose State, 1998	23	203	8.8	2

100-Yard Rushers

Date	Opponent	Att.	Yds.	Avg.	TD
Tiki Barber (19)					
Sept. 3, 1994	Florida State	12	108	9.0	0
Oct. 15, 1994	Georgia Tech	22	123	5.6	1
Aug. 26, 1995	Michigan	12	113	9.4	1
Sept. 9, 1995	NC State	24	130	5.4	1
Sept. 16, 1995	Georgia Tech	20	119	6.0	4
Sept. 23, 1995	Clemson	27	111	4.1	1
Oct. 14, 1995	Duke	30	185	6.2	1
Oct. 21, 1995	Texas	27	123	4.6	0
Nov. 2, 1995	Florida State	31	193	6.2	1
Nov. 11, 1995	Maryland	27	116	4.3	1
Sept. 7, 1996	Central Michigan	16	147	9.2	2
Sept. 14, 1996	Maryland	29	123	4.2	2
Sept. 21, 1996	Wake Forest	22	113	5.1	1
Sept. 28, 1996	Texas	25	121	4.8	3
Oct. 5, 1996	Georgia Tech	24	123	5.1	1
Oct. 19, 1996	NC State	17	132	7.8	2
Oct. 26, 1996	Florida State	21	150	7.1	1
Nov. 2, 1996	Duke	24	128	5.3	2
Nov. 29, 1996	Virginia Tech	21	162	7.7	0



John Papit has three of the top-15 rushing games in UVA history.



Date	Opponent	Att.	Yds.	Avg.	TD
Thomas Jones (18)					
Sept. 13, 1997	Richmond	18	117	6.5	1
Oct. 11, 1997	Clemson	27	100	3.7	1
Nov. 29, 1997	Virginia Tech	21	102	4.8	1
Sept. 3, 1998	Auburn	21	100	4.8	1
Sept. 19, 1998	Clemson	24	118	4.9	1
Oct. 3, 1998	San Jose State	23	203	8.8	2
Oct. 17, 1998	Georgia Tech	27	207	7.7	2
Oct. 24, 1998	NC State	21	117	5.6	2
Oct. 31, 1998	Wake Forest	24	142	5.9	1
Nov. 14, 1998	North Carolina	35	180	5.1	1
Sept. 4, 1999	North Carolina	35	149	4.3	1
Sept. 18, 1999	Wake Forest	24	164	6.8	3
Sept. 25, 1999	Brigham Young	35	210	6.0	3
Oct. 9, 1999	Duke	31	185	6.0	3
Oct. 16, 1999	NC State	38	221	5.8	3
Oct. 30, 1999	Florida State	26	164	6.3	1
Nov. 6, 1999	Georgia Tech	39	213	5.5	2
Nov. 13, 1999	Buffalo	32	221	6.9	1

John Papit (15)					
Oct. 2, 1948	Virginia Tech	10	106	10.6	3
Oct. 16, 1948	Washington & Lee	16	224	14.0	0
Oct. 23, 1948	VMI	21	112	5.3	0
Nov. 13, 1948	West Virginia	21	109	5.2	0
Sept. 24, 1949	George Washington	26	203	7.8	2
Oct. 1, 1949	Miami (Ohio)	26	196	7.5	2
Oct. 15, 1949	Washington & Lee	20	133	6.7	1
Oct. 22, 1949	VMI	14	157	11.2	1
Oct. 29, 1949	West Virginia	37	212	5.7	1
Nov. 19, 1949	Tulane	19	113	5.9	0
Oct. 14, 1950	Washington & Lee	24	136	5.7	1
Oct. 28, 1950	West Virginia	19	113	5.9	1
Nov. 4, 1950	The Citadel	27	157	5.8	2
Nov. 11, 1950	William & Mary	29	171	5.9	1
Dec. 2, 1950	North Carolina	17	141	8.3	2

Terry Kirby (14)					
Sept. 22, 1990	Duke	12	112	9.3	1
Sept. 29, 1990	William & Mary	23	188	8.2	4
Oct. 13, 1990	NC State	15	112	7.5	0
Oct. 20, 1990	Wake Forest	18	101	5.6	0
Nov. 3, 1990	Georgia Tech	15	104	6.9	0
Oct. 5, 1991	Kansas	14	107	7.6	1
Oct. 26, 1991	Wake Forest	14	125	8.9	1
Nov. 2, 1991	VMI	18	121	6.7	2
Sept. 5, 1992	Maryland	17	120	7.1	0
Sept. 19, 1992	Georgia Tech	22	135	6.1	1
Sept. 26, 1992	Duke	28	207	7.4	0
Oct. 3, 1992	Wake Forest	24	214	8.9	2
Oct. 10, 1992	Clemson	26	132	5.1	0
Nov. 21, 1992	Virginia Tech	26	185	7.1	2

Kevin Parks (11)					
Sept. 3, 2011	William & Mary	16	114	7.1	3
Oct. 13, 2012	Maryland	17	129	7.6	0
Nov. 3, 2012	NC State	25	115	4.6	1
Sept. 21, 2013	VMI	17	135	7.9	2
Oct. 5, 2013	Ball State	16	104	6.5	2
Oct. 12, 2013	Maryland	28	112	4.0	1
Nov. 9, 2013	North Carolina	24	100	4.2	1
Nov. 23, 2013	Miami	26	130	5.0	1
Nov. 30, 2013	Virginia Tech	17	105	6.2	0
Oct. 4, 2014	Pitt	29	169	5.8	1
Oct. 25, 2014	North Carolina	25	111	4.4	1

Wali Lundy (11)					
Sept. 21, 2002	Akron	15	102	6.8	0
Oct. 19, 2002	North Carolina	18	108	6.0	1
Nov. 30, 2002	Virginia Tech	29	127	4.4	0
Dec. 28, 2002	West Virginia	22	127	5.8	2
Sept. 13, 2003	Western Michigan	27	123	4.6	2
Sept. 27, 2003	Wake Forest	27	137	5.1	0
Oct. 4, 2003	North Carolina	28	129	4.6	3
Sept. 4, 2004	Temple	25	104	4.2	3
Sept. 18, 2004	Akron	22	142	6.5	3
Nov. 6, 2004	Maryland	24	107	4.5	2
Nov. 5, 2005	Temple	19	113	5.9	4

Frank Quayle (10)					
Nov. 19, 1966	Maryland	25	221	8.8	1
Nov. 26, 1966	North Carolina	21	126	6.0	3
Sept. 30, 1967	Buffalo	14	151	10.8	0
Oct. 7, 1967	Wake Forest	19	101	5.3	1
Sept. 28, 1968	VMI	11	175	15.9	1
Oct. 5, 1968	Davidson	17	153	9.0	1
Oct. 12, 1968	Duke	15	182	12.1	1
Nov. 9, 1968	North Carolina	18	148	8.2	2
Nov. 16, 1968	Tulane	20	121	6.1	2
Nov. 23, 1968	Maryland	29	216	7.4	3

Tommy Vigorito (10)					
Sept. 23, 1978	Army	27	180	6.7	1
Nov. 4, 1978	West Virginia	15	100	6.7	0
Nov. 11, 1978	Maryland	21	146	7.0	0
Sept. 15, 1979	NC State	17	192	11.3	2
Sept. 22, 1979	VMI	22	120	5.5	0
Sept. 29, 1979	Duke	17	126	7.4	1
Oct. 13, 1979	James Madison	10	118	11.8	2
Sept. 13, 1980	Navy	33	122	3.7	0
Oct. 4, 1980	West Virginia	25	114	4.6	2
Nov. 8, 1980	Rutgers	23	111	4.8	0

Annual Rushing Leaders

Year	Player	Att.	Yds.	Avg.	TD
1940	Bill Dudley	106	469	4.4	3
1941	Bill Dudley	155	968	6.1	17
1942	Herb Munhall	46	117	2.5	3
1944	John Duda	125	716	5.7	7
1946	Ray Brown	60	387	6.5	6
1947	Grover Jones	89	446	5.0	9
1948	John Papit	134	885	6.6	5
1949	John Papit	197	1214	6.2	9
1950	John Papit	167	949	5.7	8
1951	Bobby Pate	100	440	4.4	4
1952	Gerry Furst	115	699	6.1	5
1953	Henry Strempek	93	315	3.4	2
1954	Herb Hartwell	93	390	4.2	4
1955	Jim Bakhtiar	158	733	4.6	4
1956	Jim Bakhtiar	203	879	4.3	3
1957	Jim Bakhtiar (led ACC)	194	822	4.2	6
1958	Tom Gravins	56	258	4.6	2
1959	Tom Gravins	86	359	4.2	4
1960	Fred Shepherd (led ACC)	126	529	4.2	4
1961	Doug Thomson	70	294	4.2	2
1962	Ted Rzempoluch	77	347	4.5	3
1963	John Pincavage	61	256	4.2	2
1964	Bob Davis	84	427	5.1	8
1965	Carroll Jarvis	106	385	3.6	4
1966	Frank Quayle	162	727	4.5	7
1967	Jeff Anderson	183	774	4.2	3
1968	Frank Quayle (led ACC)	175	1213	6.9	12
1969	Gary Helman	229	851	3.7	7
1970	Gary Helman	172	743	4.3	7
1971	Kent Merritt	189	828	4.4	3
1972	Kent Merritt	118	575	4.9	1
1973	Billy Copeland	130	700	5.4	4
1974	Joe Sroba	167	632	3.8	4
1975	David Sloan	176	848	4.8	6
1976	Raymond Keys	120	505	4.2	3
1977	Bill Harris	119	339	2.8	1
1978	Tommy Vigorito	168	800	4.8	4
1979	Tommy Vigorito	184	1045	5.7	6
1980	Tommy Vigorito	201	742	3.7	4
1981	Derek Jenkins	118	412	3.5	2
1982	Antonio Rice	196	764	3.9	6
1983	Howard Petty	169	835	4.9	7
1984	Howard Petty	170	811	4.8	8
1985	Barry Word (led ACC)	207	1224	5.9	6
1986	Durwin Greggs	83	404	4.9	2
1987	Marcus Wilson	172	692	4.0	7
1988	Marcus Wilson	89	429	4.8	2
1989	Marcus Wilson	223	1098	4.9	4
1990	Terry Kirby (led ACC)	165	1020	6.2	7
1991	Terry Kirby	164	887	5.4	7
1992	Terry Kirby (led ACC)	175	1130	6.5	6
1993	Jerrod Washington	162	871	5.4	5
1994	Kevin Brooks	173	741	4.3	8
1995	Tiki Barber	265	1397	5.3	14
1996	Tiki Barber (led ACC)	250	1360	5.4	14
1997	Thomas Jones	201	692	3.4	4
1998	Thomas Jones (led ACC)	238	1303	5.5	13
1999	Thomas Jones (led ACC)	334	1798	5.4	16
2000	Antwoine Womack (led ACC)	210	1028	4.9	9
2001	Alvin Pearman	88	371	4.2	1
2002	Wali Lundy	196	826	4.2	6
2003	Wali Lundy	227	929	4.1	10
2004	Alvin Pearman	195	1037	5.3	10
2005	Wali Lundy	144	574	4.0	10
2006	Jason Snelling	183	772	4.2	7
2007	Cedric Peerman	113	585	5.2	5
2008	Cedric Peerman	153	774	5.1	7
2009	Rashawn Jackson	96	461	4.8	2
2010	Keith Payne	160	749	4.7	14
2011	Perry Jones	184	915	5.0	5
2012	Kevin Parks	160	734	4.6	5
2013	Kevin Parks	227	1031	4.5	11
2014	Kevin Parks	189	745	4.4	4
2015	Taquan Mizzell	163	671	4.1	4
2016	Taquan Mizzell	187	940	5.0	5
2017	Jordan Ellis	215	836	3.9	6
2018	Jordan Ellis	215	1026	4.8	10
2019	Bryce Perkins	227	769	3.4	11

Date	Opponent	Att.	Yds.	Avg.	TD
Barry Word (10)					
Oct. 6, 1984	Duke	12	107	8.9	1
Oct. 20, 1984	Wake Forest	18	140	7.8	2
Sept. 14, 1985	VMI	17	136	8.0	1
Sept. 21, 1985	Georgia Tech	17	188	11.1	1
Sept. 28, 1985	Navy	21	110	5.2	0
Oct. 19, 1985	Virginia Tech	20	104	5.2	0
Oct. 26, 1985	Wake Forest	24	137	5.7	0
Nov. 2, 1985	West Virginia	26	148	5.7	0
Nov. 9, 1985	NC State	28	160	5.7	2
Nov. 16, 1985	North Carolina	33	170	5.1	1
Jim Bakhtiar (9)					
Oct. 15, 1955	VMI	22	126	5.7	1
Nov. 19, 1955	North Carolina	20	163	8.2	2
Nov. 26, 1955	South Carolina	27	152	5.6	1
Sept. 22, 1956	VMI	27	210	7.8	1
Oct. 6, 1956	Wake Forest	29	112	3.9	0
Oct. 5, 1957	Wake Forest	31	143	4.6	1
Oct. 19, 1957	Virginia Tech	28	153	5.5	4
Oct. 26, 1957	Army	30	111	3.7	1
Nov. 2, 1957	VMI	22	106	4.8	0
Antwoine Womack (9)					
Sept. 27, 1997	North Carolina	15	108	7.2	0
Sept. 26, 1998	Duke	10	119	11.9	1
Oct. 3, 1998	San Jose State	17	142	8.4	1
Oct. 24, 1998	NC State	15	109	7.3	1
Sept. 2, 2000	Brigham Young	15	160	10.7	2
Sept. 30, 2000	Wake Forest	26	180	6.9	1
Oct. 7, 2000	Maryland	29	133	4.6	0
Nov. 25, 2000	Virginia Tech	20	134	6.7	1
Dec. 1, 2001	Penn State	31	153	4.9	0
Marcus Wilson (8)					
Oct. 3, 1987	VMI	34	129	3.8	2
Nov. 7, 1987	Georgia Tech	22	125	5.7	0
Sept. 3, 1988	William & Mary	20	102	5.1	1
Sept. 16, 1989	Georgia Tech	32	153	4.8	0
Sept. 30, 1989	William & Mary	16	134	8.4	0
Oct. 14, 1989	North Carolina	19	113	5.9	1
Oct. 21, 1989	Wake Forest	28	134	4.8	1
Oct. 28, 1989	Louisville	20	103	5.2	0
Alvin Pearman (8)					
Nov. 3, 2001	Wake Forest	19	108	5.7	0
Oct. 25, 2003	Troy State	32	138	4.3	0
Dec. 27, 2003	Pittsburgh	7	104	14.9	1
Oct. 7, 2004	Clemson	18	104	5.8	2
Oct. 23, 2004	Duke	38	223	5.9	1
Nov. 6, 2004	Maryland	31	170	5.4	0
Nov. 13, 2004	Miami	21	106	5.0	1
Nov. 27, 2004	Virginia Tech	28	147	5.3	0
Nikki Fisher (7)					
Nov. 12, 1988	North Carolina	23	139	6.0	0
Nov. 19, 1988	Maryland	24	108	4.5	1
Sept. 15, 1990	Navy	9	100	11.1	1
Sept. 29, 1990	William & Mary	14	164	11.7	2
Oct. 20, 1990	Wake Forest	15	132	8.8	1
Sept. 14, 1991	Navy	20	138	6.9	0
Nov. 23, 1991	Virginia Tech	9	106	11.8	0
Bryce Perkins (7)					
Sept. 1, 2018	Richmond	13	108	8.3	2
Sept. 8, 2018	Indiana	25	123	4.9	0
Oct. 27, 2018	North Carolina	21	112	5.3	1
Nov. 23, 2018	Virginia Tech	24	112	4.7	0
Nov. 2, 2019	North Carolina	24	112	4.7	2
Nov. 9, 2019	Georgia Tech	21	106	5.0	1
Nov. 29, 2019	Virginia Tech	19	164	8.6	2
Kent Merritt (6)					
Oct. 16, 1971	Clemson	14	127	9.1	1
Nov. 6, 1971	Virginia Tech	26	121	4.7	0
Nov. 20, 1971	Maryland	18	101	5.6	1
Oct. 7, 1972	Vanderbilt	23	115	5.0	0
Oct. 21, 1972	Clemson	14	103	7.4	0
Oct. 13, 1973	Clemson	22	145	6.6	1
Billy Copeland (6)					
Oct. 27, 1973	Wake Forest	23	155	6.7	1
Nov. 3, 1973	North Carolina	23	130	5.7	2
Nov. 17, 1973	West Virginia	24	168	7.0	0
Nov. 16, 1974	Clemson	23	119	5.2	0
Sept. 20, 1975	VMI	23	190	8.3	0
Nov. 22, 1975	Maryland	12	100	8.3	1
Howard Petty (6)					
Sept. 10, 1983	Navy	14	128	9.1	1
Oct. 22, 1983	Wake Forest	27	182	6.7	1
Nov. 5, 1983	Georgia Tech	22	106	4.8	1
Oct. 6, 1984	Duke	17	114	6.7	2
Oct. 20, 1984	Wake Forest	21	131	6.2	2
Nov. 29, 1985	Maryland	24	124	5.2	2
Jerrold Washington (6)					
Oct. 17, 1992	North Carolina	20	107	5.4	0
Oct. 24, 1992	William & Mary	27	197	7.3	1
Nov. 7, 1992	NC State	15	102	6.8	0
Oct. 30, 1993	NC State	17	109	6.4	1
Nov. 6, 1993	Wake Forest	21	148	7.0	2
Nov. 20, 1993	Virginia Tech	21	129	6.1	1

Date	Opponent	Att.	Yds.	Avg.	TD
Kevin Brooks (6)					
Oct. 24, 1992	William & Mary	17	124	7.3	0
Oct. 30, 1993	N.C. State	18	107	5.9	0
Oct. 8, 1994	Wake Forest	18	112	6.2	1
Nov. 19, 1994	Virginia Tech	23	108	4.7	1
Sept. 2, 1995	William & Mary	24	110	4.6	1
Nov. 11, 1995	Maryland	16	103	6.4	1
Cedric Peerman (6)					
Sept. 8, 2007	Duke	19	137	7.2	1
Sept. 15, 2007	North Carolina	30	186	6.2	1
Sept. 22, 2007	Georgia Tech	28	138	4.9	1
Oct. 4, 2008	Maryland	17	110	6.5	1
Oct. 11, 2008	East Carolina	16	173	10.8	2
Oct. 25, 2008	Georgia Tech	25	116	4.6	1
Jeff Anderson (5)					
Oct. 28, 1967	VMI	32	175	5.5	1
Nov. 11, 1967	North Carolina	21	106	5.0	1
Oct. 5, 1968	Davidson	25	131	5.2	2
Oct. 12, 1968	Duke	24	183	7.6	3
Nov. 16, 1968	Tulane	23	132	5.7	1
Gary Helman (5)					
Sept. 27, 1969	Duke	32	158	4.9	0
Oct. 4, 1969	William & Mary	37	148	4.0	4
Oct. 11, 1969	VMI	22	162	7.4	1
Nov. 7, 1970	NC State	23	110	4.8	1
Nov. 14, 1970	Colgate	21	120	5.7	1
Greg Taylor (5)					
Sept. 30, 1978	VMI	15	100	6.7	0
Sept. 8, 1979	Richmond	19	149	7.8	3
Sept. 22, 1979	VMI	20	133	6.7	1
Sept. 29, 1979	Duke	17	107	6.3	1
Oct. 13, 1979	James Madison	17	157	9.2	1
Jordan Ellis (5)					
Oct. 14, 2017	North Carolina	27	136	5.0	0
Sept. 1, 2018	Richmond	20	146	7.3	2
Sept. 15, 2018	Ohio	19	171	9.0	3
Nov. 10, 2018	Liberty	25	106	4.2	1
Dec. 29, 2018	South Carolina	26	106	4.1	1
Bill Dudley (4)					
Sept. 20, 1941	Hampden-Sydney	18	152	8.4	4
Nov. 1, 1941	Virginia Tech	25	132	5.3	2
Nov. 15, 1941	Lehigh	22	167	7.6	1
Nov. 20, 1941	North Carolina	17	215	12.6	3
Gerry Furst (4)					
Oct. 6, 1951	Virginia Tech	10	102	10.2	0
Oct. 18, 1952	VMI	14	138	9.9	1
Nov. 22, 1952	Washington & Lee	23	148	6.4	0
Nov. 29, 1952	William & Mary	13	124	9.5	1
Kevin Morgan (4)					
Oct. 5, 1985	Duke	18	128	7.1	0
Nov. 29, 1985	Maryland	24	129	5.4	0
Nov. 8, 1986	NC State	20	104	5.2	0
Sept. 26, 1987	Duke	18	127	7.1	0
Perry Jones (4)					
Oct. 1, 2011	Idaho	21	110	5.2	1
Oct. 15, 2011	Georgia Tech	18	149	8.3	0
Nov. 5, 2011	Maryland	22	139	6.3	2
Oct. 6, 2012	Duke	18	127	7.1	0
Taquan Mizzell (4)					
Oct. 24, 2015	North Carolina	24	117	4.9	0
Oct. 22, 2016	North Carolina	19	106	5.6	1
Nov. 19, 2016	Georgia Tech	24	131	5.5	0
Nov. 26, 2016	Virginia Tech	22	113	5.1	0
Raymond Keys (3)					
Oct. 30, 1976	VMI	32	114	3.6	1
Nov. 6, 1976	Lehigh	22	129	5.9	0
Nov. 13, 1976	North Carolina	20	100	5.0	1
Quentin Walker (3)					
Oct. 25, 1980	Wake Forest	22	108	4.9	0
Nov. 1, 1980	Tennessee	19	114	6.0	0
Sept. 18, 1982	James Madison	25	117	4.7	0
Antonio Rice (3)					
Oct. 23, 1982	Wake Forest	32	129	4.0	1
Oct. 30, 1982	VMI	29	153	5.3	1
Nov. 6, 1982	Georgia Tech	25	136	5.4	2
Jason Snelling (3)					
Nov. 5, 2005	Temple	17	126	7.4	2
Oct. 7, 2006	East Carolina	16	103	6.4	1
Oct. 19, 2006	North Carolina	19	131	6.9	1
Mikell Simpson (3)					
Oct. 20, 2007	Maryland	16	119	7.4	2
Jan. 1, 2008	Texas Tech	20	170	8.5	1
Oct. 3, 2009	North Carolina	20	100	5.0	1
Keith Payne (3)					
Sept. 4, 2010	Richmond	16	114	7.1	4
Oct. 16, 2010	North Carolina	23	107	4.7	1
Nov. 6, 2010	Duke	22	121	5.5	2



Date	Opponent	Att.	Yds.	Avg.	TD
John Duda (2) Sept. 23, 1944 Oct. 28, 1944	Hampden-Sydney VMI	15 23	157 124	10.5 5.4	3 0
Bob Davis (2) Oct. 24, 1964 Nov. 13, 1965	NC State Georgia Tech	7 17	133 124	19.0 7.3	1 2
Joe Sroba (2) Oct. 5, 1974 Oct. 12, 1974	Georgia Tech NC State	32 29	159 125	5.0 4.3	0 0
David Sloan (2) Oct. 4, 1975 Oct. 11, 1975	North Carolina South Carolina	26 27	153 166	5.9 6.1	1 1
Steve Morse (2) Sept. 15, 1984 Nov. 3, 1984	VMI West Virginia	11 18	113 141	10.3 7.8	0 1
Charles Way (2) Sept. 4, 1993 Nov. 25, 1994	Maryland NC State	21 28	136 132	6.5 4.7	3 1
Albert Reid (2) Nov. 28, 2015 Sept. 10, 2016	Virginia Tech Oregon	9 15	103 126	11.4 8.4	1 1
Dick Davis (1) Nov. 11, 1944	Richmond	18	111	6.2	2
Ray Brown (1) Sept. 28, 1946	Hampden-Sydney	3	104	34.7	1
Billy Pennel (1) Oct. 18, 1947	Washington & Lee	12	100	8.3	2
Grover Jones (1) Oct. 23, 1948	VMI	17	104	6.1	0
Buddy Shoaf (1) Oct. 8, 1949	Virginia Tech	12	105	8.8	2
Jim Ashwell (1) Nov. 17, 1951	South Carolina	14	107	7.6	1
Bob Tata (1) Oct. 18, 1952	VMI	20	119	6.0	1
Henry Strempek (1) Nov. 21, 1953	North Carolina	24	121	5.0	1
Ralph Kneeland (1) Nov. 19, 1955	North Carolina	13	110	8.5	0
Wilson Tinsley (1) Nov. 26, 1955	South Carolina	14	119	8.5	1
Fred Shepherd (1) Sept. 24, 1960	William & Mary	17	103	6.1	0
Carroll Jarvis (1) Oct. 10, 1964	VMI	21	146	7.0	0
Gene Arnette (1) Sept. 30, 1967	Buffalo	11	119	10.8	4
Jim Lacey (1) Nov. 8, 1969	Wake Forest	23	111	4.8	1
Scott Gardner (1) Nov. 22, 1975	Maryland	15	120	8.0	1
Dave Hall (1) Oct. 25, 1980	Wake Forest	16	104	6.5	2

Date	Opponent	Att.	Yds.	Avg.	TD
Darren Goode (1) Oct. 24, 1981	Wake Forest	20	127	6.4	0
Derek Jenkins (1) Oct. 15, 1983	VMI	12	107	8.9	1
Chris Warren (1) Sept. 6, 1986	South Carolina	14	105	7.5	1
Durwin Greggs (1) Nov. 8, 1986	NC State	29	177	6.1	0
Shawn Moore (1) Nov. 18, 1989	Maryland	18	121	6.7	2
Marquis Weeks (1) Nov. 16, 2002	NC State	19	129	6.8	0
Michael Johnson (1) Sept. 19, 2004	Akron	6	102	17.0	0
Marques Hagans (1) Sept. 17, 2005	Syracuse	14	110	7.9	0
Vic Hall (1) Nov. 29, 2008	Virginia Tech	16	109	6.8	2
Jameel Sewell (1) Nov. 28, 2009	Virginia Tech	17	104	6.1	1
Daniel Hamm (1) Sept. 21, 2013	VMI	21	136	6.5	2

Two 100-Yard Rushers in a Game

VMI, 1948 John Papit 112, Grover Jones 104
VMI, 1952 Gerry Furst 138, Bob Tata 119
North Carolina, 1955 Jim Bakhtiar 163, Ralph Kneeland 110
South Carolina, 1955 Jim Bakhtiar 152, Wilson Tinsley 119
Buffalo, 1967 Frank Quayle 151, Gene Arnette 119
Davidson, 1968 Frank Quayle 153, Jeff Anderson 131
Duke, 1968 Jeff Anderson 183, Frank Quayle 182
Tulane, 1968 Jeff Anderson 132, Frank Quayle 121
Maryland, 1975 Scott Gardner 120, Billy Copeland 100
VMI, 1979 Greg Taylor 133, Tommy Vigorito 120
Duke, 1979 Tommy Vigorito 126, Greg Taylor 107
James Madison, 1979 Greg Taylor 157, Tommy Vigorito 118
Wake Forest, 1980 Quentin Walker 108, Dave Hall 104
Duke, 1984 Howard Petty 114, Barry Word 107
Wake Forest, 1984 Barry Word 140, Howard Petty 131
Maryland, 1985 Kevin Morgan 129, Howard Petty 124
NC State, 1986 Durwin Greggs 177, Kevin Morgan 104
William & Mary, 1990 Terry Kirby 188, Nikki Fisher 164
Wake Forest, 1990 Nikki Fisher 132, Terry Kirby 101
William & Mary, 1992 Jerrod Washington 197, Kevin Brooks 124
NC State, 1993 Jerrod Washington 109, Kevin Brooks 107
Maryland, 1995 Tiki Barber 116, Kevin Brooks 103
San Jose State, 1998 Thomas Jones 203, Antwoine Womack 142
NC State, 1998 Thomas Jones 117, Antwoine Womack 109
Akron, 2004 Wali Lundy 142, Michael Johnson 102
Maryland, 2004 Alvin Pearman 170, Wali Lundy 102
Temple, 2005 Jason Snelling 126, Wali Lundy 113
VMI, 2013 Daniel Hamm 136, Kevin Parks 135
Richmond, 2018 Jordan Ellis 146, Bryce Perkins 108



Jordan Ellis combined with Bryce Perkins in 2018 as the last Virginia rushers to go over the 100-yard mark in the same game when they combined for 254 yards against Richmond.

PASSING RECORDS

2020 UVA FOOTBALL



Matt Schaub threw for a school-record 7,502 yards and 56 touchdowns in a stellar career from 2000-03.

Attempts

Career—1069, Matt Schaub, 2000-03
Season—509, Kurt Benkert, 2017
 Sr.—509, Kurt Benkert, 2017
 Jr.—418, Matt Schaub, 2002
 Soph.—427, David Watford, 2013
 Fr.—247, Jameel Sewell, 2006
Game—66, Kurt Benkert vs. Indiana, 2017
 Sr.—66, Kurt Benkert vs. Indiana, 2017
 Jr.—58, Matt Schaub vs. Ga. Tech, 2002
 Soph.—61, David Watford vs. Ga. Tech, 2013
 Fr.—48, Scott Gardner vs. UNC, 1972

Completions

Career—716, Matt Schaub, 2000-03
Season—320, Bryce Perkins, 2019
 Sr.—320, Bryce Perkins, 2019
 Jr.—288, Matt Schaub, 2002
 Soph.—244, David Watford, 2013
 Fr.—143, Jameel Sewell, 2006
Game—43, David Watford vs. Georgia Tech, 2013
 Sr.—41, Matt Schaub vs. N.C. State, 2003
 Jr.—41, Matt Schaub vs. Ga. Tech, 2002
 Soph.—43, David Watford vs. Ga. Tech, 2013
 Fr.—23, Jameel Sewell vs. Miami, 2006

Yards

Career—7502, Matt Schaub, 2000-03
Season—3538, Bryce Perkins, 2019
 Sr.—3538, Bryce Perkins, 2019
 Jr.—2976, Matt Schaub, 2002
 Soph.—2671, Michael Rocco, 2011
 Fr.—1342, Jameel Sewell, 2006
Game—455, Kurt Benkert vs. UConn, 2017
 Sr.—455, Kurt Benkert vs. UConn, 2017
 Jr.—421, Kurt Benkert vs. Central Mich., 2016
 Soph.—334, Matt Schaub vs. UNC, 2001
 Fr.—243, Jameel Sewell vs. Maryland, 2006

Games Passing 200 Yards or More

Career—20, Matt Schaub, 2000-03
Season—9, Matt Schaub, 2003; Kurt Benkert, 2017; Bryce Perkins, 2019

Consecutive Games Passing 200 Yards or More (Season)

6, Matt Schaub, 2003
 Marc Verica, 2008

Consecutive Games With a Touchdown Pass

14, Matt Schaub, 2002

Consecutive Passes Without An Interception—Season

224, Matt Blundin, 1991

Consecutive Passes Without An Interception—Career

231, Matt Blundin, 1990-91

Consecutive Completions

Career—18, Michael Rocco, 2012
Game—18, Michael Rocco vs. Miami, 2012

Completion Percentage

Career—67.0, Matt Schaub, 2000-03, (min. 250 attempts)
Season—69.7 (281-403), Matt Schaub, 2003 (min. 100 attempts)
Game—93.3 (14-15), Shawn Moore vs. Duke, 1989 (min. 15 attempts)

Touchdowns

Career—56, Matt Schaub, 2000-03
Season—28, Matt Schaub, 2002
Game—6, Dan Ellis vs. Buffalo, 1999

Interceptions

Career—59, Scott Gardner, 1972-75
Season—19, Scott Gardner, 1975
Game—5, Charlie Harding vs. Richmond, 1952; George Allen vs. Maryland, 1972; Wayne Schuchts vs. Navy, 1983

Longest Pass Plays (75 yards or more)

97 Harry Martin to Bus Male to John Leys, Navy, 1935
 93 Wayne Schuchts to Nick Merrick, Wake Forest, 1982
 92 Stan Fischer to Joe Kehoe, Navy, 1960
 91+ Matt Blundin to Tyrone Davis, N.C. State, 1991
 90 Scott Gardner to Harrison Davis, UNC, 1973
 90 Emmanuel Byers to Deyon Williams, Miami, 2005
 89 Kevin Ferguson to John Ford, VMI, 1984
 88 Todd Kirtley to Cole Egan, Rutgers, 1980
 87 Symmion Willis to Larry Holmes, Ohio, 1993
 86 Bryce Perkins to Olamide Zaccheaus, Ohio, 2018
 85 Bob Davis to Frank Quayle, VMI, 1966
 85 Wayne Schuchts to Barry Word, Wake Forest, 1983
 84 Dan Ellis to Thomas Jones, Buffalo, 1999
 84+ Kurt Benkert to David Eldridge, Duke, 2016
 83+ Sonny Randle to Dave Graham, UNC, 1957
 83 Shawn Moore to Herman Moore, N.C. State, 1990
 82 Mike Groh to Demetrius "Pete" Allen, Duke, 1995
 82 Kurt Benkert to Olamide Zaccheaus, CMU, 2016
 81 Kurt Benkert to Olamide Zaccheaus, UNC, 2017
 80 Wayne Schuchts to Quentin Walker, Duke, 1983
 80 Matt Johns to Taquan Mizell, W&M, 2015
 78 Michael Rocco to Perry Jones, Miami (Fla.), 2011
 77 Bryce Perkins to Olamide Zaccheaus, Ohio, 2018
 76 Whitey Michels to Steve Osisek, VMI 1949
 76 Mike Groh to Patrick Jeffers, Clemson, 1995
 76 Marc Verica to Kris Burd, Florida State, 2010
 75 Bill Troup to Joe Smith, William & Mary, 1970
 75 Matt Blundin to Herman Moore, Clemson, 1989
 75 Matt Johns to T.J. Thorpe, Boise State, 2015
 75 Kurt Benkert to Joe Reed, Miami, 2017
 75 Bryce Perkins to Joe Reed, Virginia Tech, 2018
 +Non-scoring play

Career TD Passes

Player	TD
1. Matt Schaub, 2000-03	56
2. Shawn Moore, 1987-90	55
3. Bryce Perkins, 2018-19	47
4. Kurt Benkert, 2016-17	46
5. Scott Gardner, 1972-75	33
Aaron Brooks, 1995-98	33
7. Matt Johns, 2013-16	30
8. Mike Groh, 1992-95	29
9. Dan Ellis, 1997-00	28
10. Marques Hagans, 2002-05	27
Michael Rocco, 2010-12	27

Season TD Passes

Player	TD
1. Matt Schaub, 2002	28
2. Kurt Benkert, 2017	25
Bryce Perkins, 2018	25
4. Bryce Perkins, 2019	22
5. Shawn Moore, 1990	21
Bobby Goodman, 1992	21
Kurt Benkert, 2016	21
8. Aaron Brooks, 1997	20
Dan Ellis, 1999	20
Matt Johns, 2015	20
11. Matt Blundin, 1991	19
Symmion Willis, 1993	19
13. Shawn Moore, 1989	18
Matt Schaub, 2003	18



Career Passing Leaders

	Player	Years	C-A	Yards	Int	TD
1.	Matt Schaub	2000-03	716-1069	7502	26	56
2.	Shawn Moore	1987-90	421-762	6629	32	55
3.	Bryce Perkins	2018-19	545-845	6218	21	47
4.	Kurt Benkert	2016-17	526-915	5759	20	46
5.	Jameel Sewell	2006-07, '09	514-903	5366	22	24
6.	Scott Gardner	1972-75	390-816	5218	59	33
7.	Aaron Brooks	1995-98	357-651	5118	24	33
8.	Marc Verica	2007-10	487-813	4992	31	22
9.	Marques Hagans	2002-05	408-655	4877	18	27
10.	Michael Rocco	2010-12	396-657	4731	24	27
11.	Mike Groh	1992-95	339-582	4366	18	29
12.	Matt Johns	2013-16	372-628	4233	27	30
13.	Dan Ellis	1997-00	291-507	3974	16	28
14.	Don Majkowski	1983-86	286-579	3901	29	22
15.	Scott Secules	1984-87	260-464	3388	16	18

Season Passing Leaders

	Player	Years	C-A	Yards	Int	TD
1.	Bryce Perkins	2019	320-496	3538	12	22
2.	Kurt Benkert	2017	298-509	3207	9	25
3.	Matt Schaub	2002	288-418	2976	7	28
4.	Matt Schaub	2003	281-403	2952	10	18
5.	Matt Johns	2015	247-403	2810	17	20
6.	Marc Verica	2010	233-396	2799	14	14
7.	Bryce Perkins	2018	225-349	2680	9	25
8.	Michael Rocco	2011	222-366	2671	12	13
9.	Kurt Benkert	2016	228-406	2552	11	21
10.	Mike Groh	1995	182-330	2510	10	15
11.	Marques Hagans	2005	213-343	2492	12	14
12.	Symmion Willis	1993	165-276	2347	14	19
13.	Aaron Brooks	1998	156-290	2319	9	12
14.	Scott Secules	1987	174-296	2311	8	12
15.	Aaron Brooks	1997	164-270	2282	7	20

Single Game Passing Leaders

	Player vs. Opponent	C-A	Yds	Int	TD
1.	Kurt Benkert vs. UConn, 2017	30-40	455	1	3
2.	Kurt Benkert vs. Central Michigan, 2016	27-43	421	1	5
3.	Marc Verica vs. Duke, 2010	24-46	417	3	4
4.	Matt Schaub vs. N.C. State, 2003	41-55	393	1	4
5.	Aaron Brooks vs. Virginia Tech, 1997	23-34	390	0	4
6.	Kurt Benkert at Miami (Fla.), 2017	28-37	384	1	4
7.	Bryce Perkins vs. Ohio, 2018	25-30	379	0	3
8.	Bryce Perkins vs. North Carolina, 2019	30-39	378	0	3
9.	David Watford vs. Georgia Tech, 2013	43-61	376	1	2
10.	Matt Schaub vs. Georgia Tech, 2002	41-58	372	1	1
11.	Dan Ellis vs. Buffalo, 1999	16-19	363	0	6
12.	Matt Schaub vs. Virginia Tech, 2003	32-46	358	1	2
	Marques Hagans vs. Minnesota, 2005	25-32	358	1	2
14.	Mike Groh vs. Duke, 1995	20-41	346	2	4
	Tim Sherman vs. Clemson, 1996	19-28	346	0	0

Single Game TD Passes

	Player	TD
1.	Dan Ellis vs. Buffalo, 1999	6
2.	Bobby Goodman vs. Navy, 1992	5
	Symmion Willis vs. Ohio, 1993	5
	Bryson Spinner vs. Georgia Tech, 2001	5
	Matt Schaub vs. Akron, 2002	5
	Kurt Benkert vs. Central Michigan, 2016	5
7.	Tabb Gillette vs. Washington & Lee, 1942	4
	Bob Davis vs. VMI, 1966	4
	Gene Arnette vs. Tulane, 1968	4
	Scott Gardner vs. Navy, 1974	4
	Scott Gardner vs. William & Mary, 1974	4
	Shawn Moore vs. Navy, 1990	4
	Bobby Goodman vs. Clemson, 1992	4
	Mike Groh vs. Duke, 1995	4
	Aaron Brooks vs. Georgia Tech, 1997	4
	Aaron Brooks vs. Virginia Tech, 1997	4
	Matt Schaub vs. N.C. State, 2003	4
	Marques Hagans vs. Duke, 2005	4
	Marc Verica vs. Duke, 2010	4
	Michael Rocco vs. Miami, 2012	4
	Matt Johns vs. Louisville, 2015	4
	Kurt Benkert at Miami, 2017	4
	Bryce Perkins vs. Florida, 2019	4

Annual Passing Leaders

Year	Player	Comp	Att.	Pct.	Yds	Int	TD
1940	Bill Dudley	67	140	.479	722	9	9
1941	Bill Dudley	57	107	.533	856	8	12
1942	Tabb Gillette	82	144	.569	920	15	6
1944	Lucien Burnett	14	37	.378	133	4	1
1946	Ray Brown	17	35	.486	301	5	1
1947	Joe McCary	19	35	.543	299	2	2
1948	Joe McCary	23	44	.523	300	5	4
1949	Whitey Michels	36	79	.456	529	5	7
1950	Rufus Barkley	59	111	.532	911	9	16
1951	Rufus Barkley	43	80	.538	468	7	6
1952	Charlie Harding	48	115	.417	686	11	10
1953	Rives Bailey	41	88	.466	517	11	3
1954	Rives Bailey	23	63	.365	309	10	1
1955	Whitey Clarke	37	81	.457	372	8	2
1956	Nelson Yarbrough (led ACC)	43	91	.473	626	8	2
1957	Reece Whitley	42	99	.424	501	10	5
1958	Sandy Dempsey (led ACC)	74	152	.487	697	11	2
1959	Stan Fischer	58	119	.487	603	13	1
1960	Gary Cuozzo	40	103	.388	397	9	4
1961	Gary Cuozzo	42	93	.452	382	3	5
1962	Gary Cuozzo	98	181	.541	1136	9	6
1963	Tom Hodges	39	90	.433	440	6	2
1964	Bob Davis	80	156	.513	1054	11	2
1965	Tom Hodges (led ACC)	103	196	.526	1299	13	4
1966	Bob Davis (led ACC)	107	222	.482	1461	10	10
1967	Gene Arnette	73	147	.497	984	11	3
1968	Gene Arnette	106	206	.515	1463	14	17
1969	Danny Fassio	67	150	.447	828	11	2
1970	Bill Troup	93	184	.505	1289	15	10
1971	Harrison Davis	63	176	.358	806	14	3
1972	George Allen	55	115	.478	650	13	5
1973	Scott Gardner (led ACC)	99	234	.423	1687	16	10
1974	Scott Gardner	110	195	.564	1344	12	14
1975	Scott Gardner (led ACC)	133	272	.489	1547	19	5
1976	Andy Hitt (led ACC)	98	220	.445	1222	15	7
1977	Chip Mark	65	124	.524	720	6	3
1978	Chip Mark	37	71	.521	458	5	2
1979	Todd Kirtley	88	178	.494	1159	13	6
1980	Todd Kirtley	94	183	.514	1156	12	3
1981	Gordie Whitehead	95	178	.534	1116	10	9
1982	Wayne Schuchts	72	176	.409	1243	13	6
1983	Wayne Schuchts	129	261	.494	1881	14	11
1984	Don Majkowski	83	168	.494	1235	9	8
1985	Don Majkowski	95	199	.477	1233	8	7
1986	Don Majkowski	104	199	.523	1375	12	7
1987	Scott Secules (led ACC)	174	296	.588	2311	8	12
1988	Shawn Moore	141	282	.500	2158	14	15
1989	Shawn Moore	125	221	.566	2078	7	18
1990	Shawn Moore (led nation, ACC)	144	241	.598	2262	8	21
1991	Matt Blundin (led ACC)	135	224	.603	1902	0	19
1992	Bobby Goodman (led ACC)	130	232	.560	1707	12	21
1993	Symmion Willis	165	276	.598	2347	14	19
1994	Mike Groh (led ACC)	138	216	.639	1711	7	13
1995	Mike Groh	182	330	.552	2510	10	15
1996	Tim Sherman	102	203	.502	1572	11	4
1997	Aaron Brooks (led ACC)	164	270	.607	2282	7	20
1998	Aaron Brooks	156	290	.538	2319	9	12
1999	Dan Ellis	156	258	.605	2050	10	20
2000	Dan Ellis	116	210	.552	1642	4	7
2001	Matt Schaub	140	240	.583	1524	8	10
2002	Matt Schaub (led ACC)	288	418	.689	2976	7	28
2003	Matt Schaub	281	403	.697	2952	10	18
2004	Marques Hagans	164	261	.628	2024	5	9
2005	Marques Hagans	213	343	.621	2492	12	14
2006	Jameel Sewell	143	247	.579	1342	6	5
2007	Jameel Sewell	214	364	.588	2176	9	12
2008	Marc Verica	226	354	.638	2037	16	8
2009	Jameel Sewell	157	292	.538	1848	7	7
2010	Marc Verica	233	396	.588	2799	14	14
2011	Michael Rocco	222	366	.607	2671	12	13
2012	Michael Rocco	161	266	.605	1917	13	10
2013	David Watford	244	427	.571	2202	15	8
2014	Greyson Lambert	154	261	.590	1632	11	10
2015	Matt Johns	247	403	.613	2810	17	20
2016	Kurt Benkert	228	406	.562	2552	11	21
2017	Kurt Benkert	298	509	.585	3207	9	25
2018	Bryce Perkins	225	349	.645	2680	9	25
2019	Bryce Perkins	320	496	.645	3538	12	22

200-Yard Game Passers

Date	Opponent	C-A	Yds	Int	TD
Matt Schaub (20)					
Oct. 6, 2001	Maryland	20-33	271	1	2
Oct. 13, 2001	North Carolina	23-54	334	1	1
Nov. 17, 2001	Virginia Tech	19-28	243	1	1
Aug. 31, 2002	Florida State	19-27	247	0	0
Sept. 21, 2002	Akron	19-27	202	0	0
Sept. 28, 2002	Wake Forest	22-27	312	0	0
Oct. 5, 2002	Duke	27-43	315	1	1
Oct. 12, 2002	Clemson	23-32	308	1	1
Oct. 26, 2002	Georgia Tech	41-58	372	1	1
Nov. 9, 2002	Penn State	30-38	260	0	0
Nov. 23, 2002	Maryland	23-27	249	0	0
Sept. 27, 2003	Wake Forest	30-45	326	0	0
Oct. 4, 2003	North Carolina	19-22	284	0	0
Oct. 11, 2003	Clemson	33-48	271	0	0
Oct. 18, 2003	Florida State	39-53	326	1	1
Oct. 25, 2003	Troy State	33-36	241	1	1
Nov. 1, 2003	N.C. State	41-55	393	1	4
Nov. 22, 2003	Georgia Tech	26-35	239	0	1
Nov. 29, 2003	Virginia Tech	22-46	358	1	2
Dec. 27, 2003	Pittsburgh	20-31	244	1	1
Bryce Perkins (16)					
Sept. 15, 2018	Ohio	25-30	379	0	3
Sept. 29, 2018	NC State	20-35	258	0	2
Oct. 27, 2018	North Carolina	18-27	217	1	3
Nov. 2, 2018	Pittsburgh	17-24	205	0	1
Nov. 17, 2018	Georgia Tech	21-26	217	0	0
Nov. 23, 2018	Virginia Tech	14-29	259	0	0
Dec. 29, 2018	South Carolina	22-31	208	0	0
Sept. 14, 2019	Florida State	30-40	295	0	1
Sept. 28, 2019	Notre Dame	30-43	334	0	2
Oct. 11, 2019	Miami (Fla.)	24-41	244	0	0
Oct. 26, 2019	Louisville	34-41	233	1	1
Nov. 2, 2019	North Carolina	30-39	378	0	3
Nov. 9, 2019	Georgia Tech	24-35	258	0	0
Nov. 29, 2019	Virginia Tech	20-33	311	1	2
Dec. 7, 2019	Clemson	27-43	266	2	2
Dec. 30, 2019	Florida	28-40	323	1	4
Shawn Moore (15)					
Sept. 24, 1988	Duke	14-37	259	2	2
Oct. 22, 1988	Wake Forest	14-22	315	0	0
Oct. 29, 1988	Virginia Tech	14-28	281	1	1
Nov. 19, 1988	Maryland	15-24	203	1	1
Sept. 16, 1989	Georgia Tech	13-21	223	0	0
Sept. 23, 1989	Duke	14-15	295	0	0
Oct. 14, 1989	North Carolina	9-16	207	1	3
Oct. 21, 1989	Wake Forest	15-30	280	1	3
Oct. 28, 1989	Louisville	16-24	213	1	1
Sept. 1, 1990	Kansas	16-27	254	0	0
Sept. 15, 1990	Navy	13-22	250	4	3
Sept. 29, 1990	William & Mary	15-26	291	0	2
Oct. 20, 1990	Wake Forest	19-31	258	0	2
Nov. 3, 1990	Georgia Tech	18-28	344	1	1
Nov. 10, 1990	North Carolina	16-22	236	0	2
Kurt Benkert (15)					
Sept. 3, 2016	Richmond	26-34	264	1	3
Sept. 17, 2016	UConn	23-42	241	1	0
Sept. 24, 2016	Central Michigan	27-43	421	1	3
Oct. 1, 2016	Duke	23-41	336	1	1
Oct. 15, 2016	Pitt	20-44	278	1	1
Oct. 29, 2016	Louisville	25-39	238	2	1
Sept. 2, 2017	William & Mary	27-39	262	0	0
Sept. 9, 2017	Indiana	39-66	259	1	1
Sept. 16, 2017	UConn	30-40	455	0	3
Sept. 22, 2017	Boise State	19-29	273	0	0
Oct. 14, 2017	North Carolina	19-31	249	0	0
Oct. 28, 2017	Pitt	22-42	212	1	3
Nov. 4, 2017	Georgia Tech	21-43	260	1	3
Nov. 11, 2017	Louisville	19-36	214	1	1
Nov. 18, 2017	Miami	28-37	384	1	4
Marc Verica (14)					
Oct. 4, 2008	Maryland	25-34	226	0	2
Oct. 11, 2008	East Carolina	25-32	216	0	0
Oct. 18, 2008	North Carolina	24-38	217	0	0
Oct. 25, 2008	Georgia Tech	29-39	270	0	2
Nov. 1, 2008	Miami	27-41	240	0	0
Nov. 8, 2008	Wake Forest	23-45	279	0	2
Sept. 4, 2010	Richmond	24-35	283	0	3
Sept. 25, 2010	VMI	16-23	224	1	3
Oct. 2, 2010	Florida State	14-30	211	0	1
Oct. 9, 2010	Georgia Tech	18-31	239	0	0
Oct. 23, 2010	Eastern Michigan	18-31	203	0	2
Nov. 6, 2010	Duke	24-46	417	3	4
Nov. 13, 2010	Maryland	25-43	265	1	1
Nov. 20, 2010	Boston College	31-49	284	1	0
Aaron Brooks (12)					
Sept. 4, 1997	Auburn	25-41	305	1	2
Oct. 11, 1997	Clemson	14-26	212	0	2
Oct. 18, 1997	Duke	19-28	225	3	1
Nov. 8, 1997	Georgia Tech	19-26	308	1	1
Nov. 15, 1997	N.C. State	13-26	222	0	4
Nov. 29, 1997	Virginia Tech	23-34	390	0	4
Sept. 3, 1998	Auburn	16-28	220	0	1
Sept. 12, 1998	Maryland	16-26	225	0	2
Sept. 19, 1998	Clemson	21-35	310	0	1
Oct. 17, 1998	Georgia Tech	19-32	312	0	1
Nov. 14, 1998	North Carolina	10-25	281	1	1
Nov. 28, 1998	Virginia Tech	19-32	345	1	3

Date	Opponent	C-A	Yds	Int	TD
Marques Hagans (11)					
Sept. 4, 2004	Temple	17-22	211	0	1
Sept. 11, 2004	North Carolina	10-12	209	0	0
Sept. 24, 2004	Syracuse	11-12	202	0	1
Oct. 7, 2004	Clemson	14-26	225	0	1
Oct. 16, 2004	Florida State	20-30	214	1	1
Sept. 3, 2005	Western Michigan	17-25	252	1	1
Oct. 1, 2005	Maryland	17-35	270	0	0
Oct. 15, 2005	Florida State	27-36	306	0	0
Nov. 12, 2005	Georgia Tech	21-29	205	1	1
Nov. 26, 2005	Miami	15-28	206	0	1
Dec. 30, 2005	Minnesota	25-32	358	1	2
Michael Rocco (11)					
Sept. 17, 2011	North Carolina	22-37	287	2	1
Oct. 1, 2011	Idaho	20-30	240	0	0
Oct. 27, 2011	Miami (Fla.)	11-20	226	0	2
Nov. 5, 2011	Maryland	23-36	307	0	1
Nov. 19, 2011	Florida State	22-31	238	0	1
Nov. 26, 2011	Virginia Tech	16-27	211	0	0
Dec. 31, 2011	Auburn	26-41	312	0	2
Sept. 1, 2012	Richmond	25-37	311	0	0
Sept. 8, 2012	Penn State	21-33	258	2	3
Sept. 29, 2012	Louisiana Tech	14-23	278	2	0
Nov. 10, 2012	Miami (Fla.)	29-37	300	4	0
Matt Johns (11)					
Sept. 27, 2014	Kent State	17-28	227	2	2
Oct. 18, 2014	Duke	22-45	325	0	1
Sept. 5, 2015	UCLA	21-35	238	0	0
Sept. 12, 2015	Notre Dame	26-38	289	0	0
Sept. 19, 2015	William & Mary	17-23	263	0	3
Oct. 10, 2015	Pitt	17-33	209	0	1
Oct. 17, 2015	Syracuse	24-37	234	1	0
Nov. 7, 2015	Miami (Fla.)	29-42	280	0	0
Nov. 14, 2015	Louisville	25-41	260	0	4
Nov. 21, 2015	Duke	24-33	344	0	1
Nov. 19, 2016	Georgia Tech	27-44	220	3	1
Scott Secules (10)					
Oct. 4, 1986	Wake Forest	17-32	225	1	0
Oct. 11, 1986	Clemson	30-46	295	1	0
Sept. 5, 1987	Georgia	12-19	205	1	0
Sept. 26, 1987	Duke	13-20	221	0	0
Oct. 3, 1987	VMI	17-23	209	0	0
Oct. 10, 1987	Clemson	18-24	209	0	1
Oct. 17, 1987	South Carolina	18-34	210	0	0
Oct. 24, 1987	Wake Forest	20-35	290	0	1
Nov. 14, 1987	North Carolina	26-50	328	1	1
Nov. 21, 1987	N.C. State	20-36	269	1	2
Jameel Sewell (10)					
Oct. 14, 2006	Maryland	13-21	243	1	0
Nov. 18, 2006	Miami	23-33	217	0	0
Oct. 6, 2007	Middle Tennessee	22-37	243	0	0
Oct. 20, 2007	Maryland	22-35	243	0	0
Oct. 27, 2007	N.C. State	24-43	260	0	0
Nov. 3, 2007	Wake Forest	20-43	268	0	1
Nov. 10, 2007	Miami	20-25	268	1	1
Sept. 19, 2009	Southern Miss.	24-46	313	1	1
Oct. 10, 2009	Indiana	20-30	306	1	0
Nov. 14, 2009	Boston College	21-41	221	0	1
Matt Blundin (9)					
Oct. 5, 1989	Clemson	14-34	248	2	2
Nov. 24, 1989	Virginia Tech	21-34	305	0	0
Sept. 7, 1990	Maryland	17-36	236	0	0
Sept. 28, 1991	Duke	17-31	241	0	0
Oct. 15, 1991	Clemson	17-28	241	0	0
Oct. 28, 1991	North Carolina	16-21	206	0	0
Oct. 28, 1991	Wake Forest	18-17	230	0	0
Nov. 3, 1991	N.C. State	13-17	230	0	0
Nov. 23, 1991	Virginia Tech	13-23	222	0	3
Dan Ellis (9)					
Sept. 11, 1999	Clemson	19-33	233	0	1
Sept. 18, 1999	Wake Forest	19-25	220	1	0
Oct. 16, 1999	N.C. State	13-27	233	1	0
Nov. 28, 1999	Buffalo	16-10	266	0	0
Nov. 20, 2000	Maryland	21-24	219	0	1
Sept. 9, 2000	Brigham Young	18-23	296	0	0
Sept. 16, 2000	Richmond	20-30	333	0	0
Oct. 7, 2000	Maryland	10-15	208	1	1
Mike Groh (8)					
Sept. 10, 1994	Navy	26-35	257	1	3
Oct. 22, 1994	North Carolina	15-21	256	0	0
Nov. 5, 1994	Duke	14-26	217	1	1
Nov. 25, 1994	N.C. State	24-35	290	1	1
Sept. 30, 1995	Wake Forest	21-34	335	0	2
Oct. 14, 1995	Duke	20-41	346	2	4
Oct. 21, 1995	Texas	15-31	326	0	1
Nov. 2, 1995	Florida State	19-37	302	3	2
Scott Gardner (7)					
Sept. 29, 1973	Duke	12-25	226	2	1
Oct. 30, 1973	Virginia Tech	14-30	244	0	2
Sept. 14, 1974	Navy	25-43	264	0	4
Sept. 21, 1974	William & Mary	14-30	309	1	4
Oct. 12, 1974	N.C. State	16-25	207	1	1
Sept. 13, 1975	Navy	18-38	203	2	2
Oct. 18, 1975	Virginia Tech	18-30	270	4	1
Symmion Willis (7)					
Sept. 11, 1993	Navy	10-20	205	1	2
Sept. 25, 1993	Duke	24-34	246	0	0
Oct. 2, 1993	Ohio	11-14	279	0	0
Oct. 23, 1993	North Carolina	22-31	239	0	0
Oct. 30, 1993	N.C. State	15-26	252	1	1
Nov. 6, 1993	Wake Forest	14-24	218	4	1
Oct. 1, 1994	William & Mary	11-15	236	0	2



Date	Opponent	C-A	Yds	Int	TD
Bob Davis (6)					
Sept. 19, 1964	Wake Forest	14-27	250	2	0
Nov. 21, 1964	Maryland	13-22	266	2	0
Nov. 13, 1965	Georgia Tech	22-41	252	1	0
Sept. 17, 1966	Wake Forest	12-25	206	3	1
Sept. 24, 1966	Clemson	26-48	312	1	2
Oct. 15, 1966	VMI	13-22	266	0	4
Wayne Schuchts (6)					
Oct. 23, 1982	Wake Forest	15-30	320	1	1
Sept. 3, 1983	Duke	10-21	275	0	3
Sept. 24, 1983	N.C. State	18-28	223	2	0
Oct. 8, 1983	Clemson	16-32	220	1	1
Oct. 22, 1983	Wake Forest	10-26	206	0	1
Nov. 5, 1983	Georgia Tech	16-38	265	0	1
Don Majkowski (5)					
Nov. 17, 1984	North Carolina	20-29	266	0	1
Nov. 24, 1984	Maryland	15-32	219	1	0
Sept. 6, 1986	South Carolina	14-26	271	1	0
Sept. 13, 1986	Navy	18-31	217	0	0
Nov. 1, 1986	William & Mary	15-26	212	0	3
Bobby Goodman (5)					
Sept. 19, 1991	Georgia Tech	11-18	229	0	3
Sept. 5, 1992	Maryland	16-26	200	2	0
Sept. 12, 1992	Navy	14-22	306	2	0
Sept. 26, 1992	Duke	15-26	226	0	1
Oct. 10, 1992	Clemson	15-30	243	1	4
David Watford (5)					
Sept. 21, 2013	VMI	18-25	206	2	2
Oct. 5, 2013	Ball State	21-36	209	1	0
Oct. 12, 2013	Maryland	27-44	263	0	1
Oct. 19, 2013	Duke	20-38	263	1	1
Oct. 26, 2013	Georgia Tech	43-61	376	1	2
Gene Arnette (4)					
Oct. 21, 1967	South Carolina	15-21	222	0	0
Nov. 2, 1968	South Carolina	17-37	240	4	3
Nov. 16, 1968	Iulane	14-20	265	0	4
Nov. 23, 1968	Maryland	14-28	256	1	1
Greyson Lambert (4)					
Oct. 25, 2014	North Carolina	20-40	261	2	2
Nov. 1, 2014	Georgia Tech	19-30	230	1	1
Nov. 8, 2014	Florida State	20-35	220	1	3
Nov. 28, 2014	Virginia Tech	15-32	211	1	1
Todd Kirtley (3)					
Nov. 3, 1979	Georgia	13-21	215	2	2
Sept. 20, 1980	N.C. State	17-30	227	3	1
Nov. 8, 1980	Rutgers	13-22	207	1	1
Harrison Davis (2)					
Nov. 13, 1971	North Carolina	14-30	261	2	2
Sept. 16, 1972	Virginia Tech	16-40	202	3	2
Andy Hitt (2)					
Oct. 2, 1976	Georgia Tech	13-26	239	2	2
Oct. 23, 1976	Wake Forest	13-21	208	0	2
Gordie Whitehead (2)					
Oct. 24, 1981	Wake Forest	15-31	275	2	3
Nov. 14, 1981	North Carolina	18-31	243	1	2
Tim Sherman (2)					
Nov. 2, 1996	Duke	16-26	253	1	0
Nov. 9, 1996	Clemson	19-28	346	0	0
Phillip Sims (2)					
Oct. 6, 2012	Duke	21-42	268	0	2
Oct. 20, 2012	Wake Forest	22-39	253	1	1
Tabb Gillette (1)					
Nov. 7, 1942	Washington & Lee	23-35	268	3	4
Charlie Ellis (1)					
Oct. 6, 1945	VMI	7-8	209	0	2
Sandy Dempsey (1)					
Nov. 15, 1958	South Carolina	19-32	249	2	1
Gary Cuozzo (1)					
Nov. 3, 1962	South Carolina	22-38	220	4	0
Tom Hodges (1)					
Oct. 2, 1965	North Carolina	13-18	211	0	1
Bill Troup (1)					
Oct. 17, 1970	Army	13-24	209	2	0
Larry Albert (1)					
Oct. 2, 1971	Vanderbilt	14-23	217	0	1
Chip Mark (1)					
Nov. 5, 1977	VMI	19-30	201	0	0
Kevin Ferguson (1)					
Sept. 15, 1984	VMI	15-25	273	1	3
David Rivers (1)					
Nov. 6, 1999	Georgia Tech	18-30	228	1	3
Bryson Spinner (1)					
Nov. 10, 2001	Georgia Tech	32-46	327	1	5
Peter Lalich (1)					
Sept. 6, 2008	Richmond	21-39	204	2	0



Matt Blundin holds the Virginia record for most consecutive passes without an interception with 231 in a row.

TOTAL OFFENSE

Total Offense—Plays

Career—1284, Bryce Perkins, 2018-19

Season—723, Bryce Perkins, 2019

Sr.—723, Bryce Perkins, 2019

Jr.—561, Bryce Perkins, 2018

Soph.—531, David Watford, 2013

Fr.—208, Antonio Rice, 1982

Game—70, David Watford vs. Georgia Tech, 2013

Sr.—69, Kurt Benkert vs. Indiana, 2017

Jr.—64, Matt Schaub vs. Georgia Tech, 2002

Soph.—70, David Watford vs. Georgia Tech, 2013

Fr.—59, Scott Gardner vs. North Carolina, 1972

Total Offense—Yards

Career—7910, Bryce Perkins, 2018-19

Season—4307, Bryce Perkins, 2019

Sr.—4307, Bryce Perkins, 2019

Jr.—3603, Bryce Perkins, 2018

Soph.—2691, Michael Rocco, 2011

Fr.—1542, Jameel Sewell, 2006

Game—490, Bryce Perkins vs. North Carolina, 2019

Sr.—490, Bryce Perkins vs. North Carolina, 2019

Jr.—423, Kurt Benkert vs. Central Michigan, 2016

Soph.—399, Bryson Spinner vs. Georgia Tech, 2001

Fr.—335, Jameel Sewell vs. Maryland, 2006

Career Total Offense Leaders

Player	Year	Rush		Pass		Total	Avg
		Yds	Plys	Yds	Plys		
1. Bryce Perkins	2018-19	1692	6218	1284	7910	6.2	
2. Shawn Moore	1987-90	1268	6629	1177	7897	6.7	
3. Matt Schaub	2000-03	58	7502	1201	7560	6.3	
4. Scott Gardner	1972-75	841	5218	1118	6059	5.4	
5. Jameel Sewell	2006-07,09	646	5366	1260	6012	4.8	
6. Marques Hagans	2002-05	902	4877	894	5779	6.5	
7. Aaron Brooks	1995-98	547	5118	850	5665	6.7	
8. Kurt Benkert	2016-17	-157	5759	1040	5602	5.4	
9. Marc Verica	2007-10	-155	4992	901	4837	5.4	
10. Michael Rocco	2010-12	98	4731	732	4829	6.6	
11. Don Majkowski	1983-86	721	3901	823	4622	5.6	
12. Matt Johns	2013-16	185	4233	717	4418	6.2	
13. Mike Groh	1992-95	12	4366	685	4378	6.4	
14. Dan Ellis	1997-00	60	3974	643	4034	6.3	
15. Bob Davis	1964-66	930	3095	714	4025	5.6	

Season Total Offense Leaders

Player	Year	Rush		Pass		Total	Avg
		Yds	Plys	Yds	Plys		
1. Bryce Perkins	2019	769	3538	723	4307	6.0	
2. Bryce Perkins	2018	923	2680	561	3603	6.4	
3. Kurt Benkert	2017	-63	3207	574	3144	5.5	
4. Matt Schaub	2002	95	2976	488	3071	6.3	
5. Matt Schaub	2003	-23	2952	429	2929	6.8	
6. Matt Johns	2015	86	2810	464	2896	6.2	
7. Marques Hagans	2005	310	2492	310	2802	6.1	
8. Marc Verica	2010	-47	2799	438	2752	6.3	
9. Michael Rocco	2011	20	2671	406	2691	6.6	
10. Shawn Moore	1989	505	2078	360	2583	7.2	
11. Symmion Willis	1993	222	2347	349	2569	7.4	
12. Shawn Moore	1990	306	2262	335	2568	7.7	
13. Aaron Brooks	1998	227	2319	374	2546	6.8	
14. Aaron Brooks	1997	255	2282	355	2537	7.1	
15. Shawn Moore	1988	368	2158	441	2526	5.7	

Single Game Total Offense Leaders

Player	Year	Rush		Pass		Total	Avg.
		Yds	Plys	Yds	Plys		
1. Bryce Perkins vs. North Carolina	2019	112	378	63	490	7.8	
2. Bryce Perkins vs. Virginia Tech	2019	164	311	52	475	9.1	
3. Kurt Benkert vs. UConn	2017	10	455	43	465	10.8	
4. Kurt Benkert vs. Central Michigan	2016	2	421	44	423	9.6	
5. Marc Verica vs. Duke	2010	-4	417	47	413	8.8	
6. Bryson Spinner vs. Ga. Tech	2001	72	327	56	399	7.1	
7. Shawn Moore vs. W. Forest	1988	81	315	41	396	9.6	
8. Matt Schaub vs. N.C. State	2003	-6	393	58	387	6.7	
9. Bryce Perkins vs. Ohio	2018	8	379	40	387	9.7	
10. Aaron Brooks vs. Va. Tech	1997	-5	390	39	385	9.9	
11. M. Hagans vs. Minnesota	2005	26	358	42	384	9.1	
12. Matt Schaub vs. Ga. Tech	2002	9	372	64	381	5.6	
13. Bob Davis vs. Georgia Tech	1965	124	252	58	376	6.5	
14. Shawn Moore vs. Georgia Tech	1990	32	344	39	376	9.6	
15. Tim Sherman vs. Clemson	1996	29	346	43	375	8.7	



Quarterback Bryce Perkins (2018-19) relied on his outstanding passing and running abilities to set the school record for most yards of total offense in a career (7,910) in only two seasons at UVA.



Annual Total Offense Leaders

Year	Player	Plys	Yds	Avg	TDR
1940	Bill Dudley	246	1191	4.8	12
1941	Bill Dudley	262	1824	7.0	29
1942	Tabb Gillette	143	791	5.5	6
1944	John Duda	135	800	5.9	8
1945	Charlie Ellis	124	832	6.7	5
1946	Ray Brown	95	688	7.2	7
1947	Joe McCary	89	558	6.3	2
1948	John Papit	136	896	6.6	5
1949	John Papit	198	1214	6.1	9
1950	John Papit	167	949	5.7	8
1951	Rufus Barkley	125	503	4.0	6
1952	Charlie Harding	173	851	4.9	13
1953	Rives Bailey	132	516	3.9	5
1954	Herb Hartwell	90	390	4.2	4
1955	Jim Bakhtiar	158	733	4.6	4
1956	Jim Bakhtiar	203	879	4.4	3
1957	Jim Bakhtiar	195	822	4.2	6
1958	Sandy Dempsey	188	685	3.6	2
1959	Stan Fischer	150	583	3.9	1
1960	Fred Shepherd	126	529	4.2	4
1961	Gary Cuozzo	142	350	2.5	6
1962	Gary Cuozzo	259	1210	4.7	12
1963	Tom Hodges	178	531	3.0	3
1964	Bob Davis	240	1481	6.2	10
1965	Tom Hodges	265	1382	5.2	8
1966	Bob Davis (led ACC)	309	1688	5.5	16
1967	Gene Arnette	259	1273	4.9	8
1968	Gene Arnette	294	1755	6.0	20
1969	Danny Fassio	261	1051	4.0	4
1970	Bill Troup	224	1313	5.9	12
1971	Harrison Davis	269	945	3.5	5
1972	Scott Gardner	150	770	5.1	6
1973	Scott Gardner (led ACC)	342	2120	6.2	15
1974	Scott Gardner	276	1576	5.7	16
1975	Scott Gardner (led ACC)	350	1593	4.6	9
1976	Andy Hitt	274	1085	4.0	7
1977	Chip Mark	151	623	4.1	4
1978	Tommy Vigorito	168	800	4.8	4
1979	Todd Kirtley	225	1185	5.3	6
1980	Todd Kirtley	216	1079	5.0	5
1981	Gordie Whitehead	228	1078	4.7	9
1982	Wayne Schuchts	228	1169	5.1	9
1983	Wayne Schuchts	311	1808	5.8	13
1984	Don Majkowski	251	1540	6.1	13
1985	Don Majkowski	285	1518	5.3	13
1986	Don Majkowski	265	1477	5.6	8
1987	Scott Secules	353	2356	6.7	18
1988	Shawn Moore	441	2526	5.7	25
1989	Shawn Moore	360	2583	7.2	27
1990	Shawn Moore (led ACC)	335	2568	7.7	29
1991	Matt Blundin	254	1912	7.5	20
1992	Bobby Goodman	320	1834	5.7	24
1993	Symmion Willis	349	2569	7.4	20
1994	Mike Groh	255	1725	6.8	16
1995	Mike Groh	388	2492	6.4	19
1996	Tim Sherman	272	1800	6.6	7
1997	Aaron Brooks	355	2537	7.1	25
1998	Aaron Brooks	374	2546	6.8	17
1999	Dan Ellis	322	2081	6.5	20
2000	Dan Ellis	266	1723	6.5	8
2001	Matt Schaub	273	1511	5.5	12
2002	Matt Schaub	488	3071	6.3	30
2003	Matt Schaub	429	2929	6.8	19
2004	Marques Hagans	338	2418	7.2	13
2005	Marques Hagans	458	2802	6.1	17
2006	Jameel Sewell	342	1542	4.5	9
2007	Jameel Sewell	490	2455	5.0	16
2008	Marc Verica	386	1966	5.1	9
2009	Jameel Sewell	428	2015	4.7	14
2010	Marc Verica	438	2752	6.3	14
2011	Michael Rocco	406	2691	6.6	15
2012	Michael Rocco	301	1995	6.6	13
2013	David Watford	531	2410	4.5	11
2014	Greyson Lambert	296	1626	5.5	12
2015	Matt Johns	464	2896	6.2	21
2016	Kurt Benkert	466	2458	5.3	21
2017	Kurt Benkert	574	3144	5.5	25
2018	Bryce Perkins	561	3603	6.4	34
2019	Bryce Perkins	723	4307	6.0	33

BRYCE PERKINS

Broke his own UVA single-season records as a senior in 2019 with 4,307 yards of total offense.



Shawn Moore led Virginia in total offense from 1988-90 and his career school record held from 1990 until broken in 2019.



Aaron Brooks is fifth in career touchdown passes and seventh in career total offense.

RECEIVING RECORDS

Receptions

Career—250, Olamide Zaccheaus, 2015-18

Season—93, Olamide Zaccheaus, 2018

Sr.—93, Olamide Zaccheaus, 2018

Jr.—85, Olamide Zaccheaus, 2017

Soph.—70, Heath Miller, 2003

Fr.—58, Wali Lundy, 2002

Game—16, Alvin Pearman vs. Florida State, 2003

Sr.—12, Olamide Zaccheaus vs. South Carolina, 2018

Jr.—16, Alvin Pearman vs. Florida State, 2003

Soph.—13, Heath Miller vs. Virginia Tech, 2003;

13, Mikell Simpson vs. Maryland, 2007

Fr.—11, Wali Lundy vs. Clemson, 2002

Yards

Career—2978, Billy McMullen, 1999-2002

Season—1190, Herman Moore, 1990

Sr.—1058, Olamide Zaccheaus

Jr.—1190, Herman Moore, 1990

Soph.—848, Herman Moore, 1989

Fr.—545, John Ford, 1984

Game—247, Olamide Zaccheaus vs. Ohio, 2018

Sr.—247, Olamide Zaccheaus vs. Ohio, 2018

Jr.—234, Herman Moore vs. Georgia Tech, 1990

Soph.—189, Billy McMullen vs. Duke, 2000

Fr.—175, Herman Moore vs. Virginia Tech, 1988

Touchdowns

Career—28, Tyrone Davis, 1991-94

Season—13, Herman Moore, 1990

Sr.—10, Tyrone Davis, 1994

Jr.—13, Herman Moore, 1990

Soph.—10, Herman Moore, 1989

Fr.—9, Heath Miller, 2002

Game—4, Ed Carrington vs. Maryland, 1965

Sr.—3, Ken Shelton vs. William & Mary, 1974;

Tyrone Davis vs. Navy, 1994

Canaan Severin vs. Louisville, 2015;

Olamide Zaccheaus vs. South Carolina, 2018

Jr.—4, Ed Carrington vs. Maryland, 1965

Soph.—3, John Hepler vs. Maryland, 1961;

Wali Lundy vs. NC State, 2003

Fr.—2, John Ford vs. VMI, 1984; John Ford vs. Virginia Tech, 1984;

Demetrius "Pete" Allen vs. Navy, 1992; Germane Crowell vs.

Florida State, 1994; Billy McMullen vs. NC State, 1999; Billy

McMullen vs. Buffalo, 1999; Heath Miller vs. Wake Forest, 2002;

Wali Lundy vs. Maryland, 2002; Wali Lundy vs. West Virginia, 2002

Longest Plays—Receptions (75 yards or more)

97 Bus Male and John Leys from Harry Martin, Navy, 1935

93 Nick Merrick from Wayne Schuchts, Wake Forest, 1982

92 Joe Kehoe from Stan Fischer, Navy, 1960

91+ Tyrone Davis from Matt Blundin, NC State, 1991

90 Deyon Williams from Emmanuel Byers, Miami, 2005

90 Harrison Davis from Scott Gardner, North Carolina, 1973

89 John Ford from Kevin Ferguson, VMI, 1984

88 Cole Egan from Todd Kirtley, Rutgers, 1980

87 Larry Holmes from Symmion Willis, Ohio, 1993

86 Olamide Zaccheaus from Bryce Perkins, Ohio, 2018

85 Frank Quayle from Bob Davis, VMI, 1966

85 Barry Word from Wayne Schuchts, Wake Forest, 1983

84 Thomas Jones from Dan Ellis, Buffalo, 1999

84+ David Eldridge from Kurt Benkert, Duke, 2016

83+ Dave Graham from Sonny Randle, North Carolina, 1957

83 Herman Moore from Shawn Moore, NC State, 1990

82 Demetrius "Pete" Allen from Mike Groh, Duke, 1995

82 Olamide Zaccheaus from Kurt Benkert, CMU, 2016

81 Olamide Zaccheaus from Kurt Benkert, North Carolina, 2017

80 Quentin Walker from Wayne Schuchts, Duke, 1983

80 Taquan Mizzell from Matt Johns, William & Mary, 2015

78 Perry Jones from Michael Rocco, Miami (Fla.), 2011

77 Olamide Zaccheaus from Bryce Perkins, Ohio, 2018

76 Steve Osisek from Whitey Michels, VMI, 1949

76 Patrick Jeffers from Mike Groh, Clemson, 1995

76 Kris Burd from Marc Verica, Florida State, 2010

75 Joe Smith from Bill Troup, William & Mary, 1970

75 Herman Moore from Matt Blundin, Clemson, 1989

75 T.J. Thorpe from Matt Johns, Boise State, 2015

75 Joe Reed from Kurt Benkert, Miami, 2017

75 Joe Reed from Bryce Perkins, Virginia Tech, 2018

+Non-scoring play

Career Receptions Leaders (Receptions)

Player	Years	No.	Yds.	Avg.	TD
1. Olamide Zaccheaus	2015-18	250	2753	11.0	22
2. Billy McMullen	1999-01	210	2978	14.2	24
3. Taquan Mizzell	2013-16	195	1560	8.0	7
4. Kris Burd	2008-11	162	2190	13.5	9
5. Hasise Dubois	2016-19	151	1859	12.3	12
6. Heath Miller	2002-04	144	1703	11.8	20
7. Alvin Pearman	2001-04	138	1396	10.1	8
8. Darius Jennings	2011-14	133	1667	12.5	12
9. Perry Jones	2009-12	129	1165	9.0	4
Joe Reed	2016-19	129	1465	11.4	16
11. John Ford	1984, 86-88	128	2399	18.7	20
12. Germane Crowell	1994-97	122	2142	17.6	19
13. Dave Sullivan	1970-72	120	1578	13.2	12
14. Doni Dowling	2014-17	118	1413	12.0	9
15. Kevin Ogletree	2005-06, 08	117	1332	11.4	9

Career Receiving Yards Leaders

Player	Years	No.	Yds.	Avg.	TD
1. Billy McMullen	1999-02	210	2978	14.2	24
2. Olamide Zaccheaus	2015-18	250	2753	11.0	22
3. Herman Moore	1988-90	114	2504	22.0	27
4. John Ford	1984, 86-88	128	2399	18.7	20
5. Kris Burd	2008-11	162	2190	13.5	9
6. Tyrone Davis	1991-94	103	2153	20.9	28
7. Germane Crowell	1994-97	122	2142	17.6	19
8. Hasise Dubois	2016-19	151	1859	12.3	12
9. Patrick Jeffers	1992-95	108	1785	16.5	15
10. Heath Miller	2002-04	144	1703	11.8	20
11. Darius Jennings	2011-14	133	1667	12.5	12
12. Tim Smith	2009-13	97	1591	16.4	10
13. Dave Sullivan	1970-72	120	1578	13.2	12
14. Taquan Mizzell	2013-16	195	1560	8.0	7
15. Bruce McGonnigal	1987-90	103	1556	15.1	12



Olamide Zaccheaus is second in career receiving yards.

**Season Receptions Leaders**

Player	Year	No.	Yds.	Avg.	TD
1. Olamide Zaccheaus	2018	93	1058	11.4	9
2. Olamide Zaccheaus	2017	85	895	10.5	5
3. Billy McMullen	2001	83	1060	12.8	12
4. Joe Reed	2019	77	679	8.8	7
5. Taquan Mizzell	2015	75	721	9.6	4
Hasise Dubois	2019	75	1062	14.2	6
7. Terrell Jana	2019	74	886	12.0	3
8. Heath Miller	2003	70	835	11.9	6
9. Billy McMullen	2002	69	894	13.0	3
10. Kris Burd	2011	66	913	13.8	3
11. Alvin Pearman	2003	63	518	8.2	4
12. Wali Lundy	2002	58	435	7.5	4
Deyon Williams	2005	58	767	13.2	7
Kevin Ogletree	2008	58	723	12.5	5
Kris Burd	2010	58	799	13.8	5

Season Receiving Leaders (Yards)

Player	Year	No.	Yds.	Avg.	TD
1. Herman Moore	1990	54	1190	22.0	13
2. Hasise Dubois	2019	75	1062	14.2	6
3. Billy McMullen	2001	83	1060	12.8	12
4. Olamide Zaccheaus	2018	93	1058	11.4	9
5. Germane Crowell	1997	53	969	18.3	9
6. Kris Burd	2011	66	913	13.8	3
7. Olamide Zaccheaus	2017	85	895	10.5	5
8. Billy McMullen	2002	69	894	13.0	3
9. Terrell Jana	2019	74	886	12.0	3
10. John Ford	1987	48	855	17.8	6
11. Herman Moore	1989	36	848	23.6	10
12. Heath Miller	2003	70	835	11.9	6
13. Dontrelle Inman	2010	51	815	16.0	3
14. Terrence Wilkins	1998	45	811	18.0	1
15. Kris Burd	2010	58	799	13.8	5

Single Game Receiving Leaders (Receptions)

Player	No.	Yds.	Avg.	TD
1. Alvin Pearman vs. Florida State, 2003	16	134	8.4	1
2. Alvin Pearman vs. NC State, 2003	13	87	6.7	0
Heath Miller vs. Virginia Tech, 2003	13	145	11.2	0
Mikell Simpson vs. Maryland, 2007	13	152	11.7	0
Darius Jennings vs. Georgia Tech, 2013	13	119	9.2	2
Terrell Jama vs. North Carolina, 2019	13	146	11.2	0
7. Olamide Zaccheaus vs. Indiana, 2017	12	72	6.0	0
Olamide Zaccheaus vs. South Carolina, 2018	12	100	8.3	3
9. Joe Kehoe vs. Maryland, 1960	11	108	9.8	0
Billy McMullen vs. Maryland, 2001	11	175	15.9	1
Billy McMullen vs. North Carolina, 2001	11	122	11.1	1
Wali Lundy vs. Clemson, 2002	11	78	7.1	0
Canaan Severin vs. Notre Dame, 2015	11	153	13.9	0
14. Ed Carrington vs. Clemson, 1966	10	113	11.3	0
Billy McMullen vs. Georgia Tech, 2001	10	98	9.8	2
Billy McMullen vs. Georgia Tech, 2002	10	87	8.7	0
Billy McMullen vs. Penn State, 2002	10	122	12.2	0
Deyon Williams vs. Georgia Tech, 2005	10	107	10.7	1
Kevin Ogletree vs. Wyoming, 2006	10	95	9.5	1
Dontrelle Inman vs. Duke, 2010	10	239	23.9	1
Tim Smith vs. Georgia Tech, 2013	10	151	15.1	0
Taquan Mizzell vs. Syracuse, 2015	10	69	6.9	0
Olamide Zaccheaus vs. Duke, 2018	10	66	6.6	0
Olamide Zaccheaus vs. North Carolina, 2018	10	108	10.8	0
Olamide Zaccheaus vs. Georgia Tech, 2018	10	96	9.6	0
Hasise Dubois vs. Clemson, 2019	10	130	13.0	1
Hasise Dubois vs. Florida, 2019	10	83	8.3	2

Single Game Receiving Leaders (Yards)

Player	No.	Yds.	Avg.	TD
1. Olamide Zaccheaus vs. Ohio, 2018	9	247	27.4	2
2. Ken Shelton vs. William & Mary, 1974	9	241	26.8	3
3. Dontrelle Inman vs. Duke, 2010	10	239	23.9	1
4. Herman Moore vs. Georgia Tech, 1990	9	234	26.0	1
5. Billy McMullen vs. Duke, 2000	8	189	23.6	2
6. Herman Moore vs. Virginia Tech, 1990	6	180	30.0	1
7. Harrison Davis vs. North Carolina, 1973	6	178	29.7	1
8. Herman Moore vs. Virginia Tech, 1988	7	175	25.0	1
Billy McMullen vs. Maryland, 2001	11	175	15.9	1
10. Terrence Wilkins vs. North Carolina, 1998	4	167	41.8	0
11. John Ford vs. Duke, 1987	7	163	23.3	2
Germane Crowell vs. Florida State, 1997	5	163	32.6	0
13. Herman Moore vs. NC State, 1990	6	162	27.0	2
Germane Crowell vs. Virginia Tech, 1997	9	162	18.0	2
15. Demetrius "Pete" Allen vs. Duke, 1995	5	160	32.0	2

Annual Receiving Yards Leaders

Year	Player	No.	Yds.	Avg.	TD
1940	Nick Gianakos	21	296	14.1	4
1941	Bill Preston	22	377	17.1	2
1942	Ed Kreick	10	140	14.0	2
1944	Henry Walker	8	139	17.4	2
1946	Sam Fray	10	161	16.1	0
1947	Ed Bessell	10	226	22.6	2
1948	Floyd Tayloe	8	102	12.8	4
1949	Steve Osisek	11	205	18.6	4
1950	Gene Schroeder	33	552	16.7	7
1951	Bill Chisolm	21	241	11.5	3
1952	Ray Quillen	7	135	19.3	1
1953	Fred Moyer	10	174	17.4	1
1954	Henry Strempek	6	156	26.0	1
1955	Jesse Hagy	17	173	10.2	1
1956	Fred Polzer (led ACC)	24	231	9.6	0
1957	Fred Polzer	25	232	9.3	4
1958	Sonny Randle (led ACC)	47	642	13.7	5
1959	Brerry Jones	20	207	10.4	1
1960	Joe Kehoe	34	378	11.1	2
1961	Carl Kuhn	6	87	14.5	0
1962	Terry Sieg	27	281	10.4	0
1963	Larry Molinari	11	147	13.4	0
1964	John Pincavage	30	331	11.0	1
1965	John Pincavage (led ACC)	44	566	12.9	0
1966	Frank Quayle	28	420	15.0	4
1967	Joe Hoppe	21	318	15.1	3
1968	Frank Quayle	30	426	14.2	2
1969	Bob Bischoff	35	498	14.2	1
1970	Dave Sullivan	37	523	14.1	2
1971	Bill Davis (led ACC)	49	617	12.6	2
1972	Dave Sullivan	51	662	13.0	7
1973	Harrison Davis (led ACC)	44	773	17.6	5
1974	Ken Shelton	32	575	18.0	8
1975	Tom Fadden	48	620	12.9	2
1976	Jim Wicks	29	297	10.2	0
1977	Tom Champlin	11	209	19.0	1
1978	Andre Grier	11	262	23.8	2
1979	Ted Marchibroda	17	242	14.2	2
1980	Cole Egan	23	447	19.4	1
1981	Henry Johnson	27	427	15.8	2
1982	Nick Merrick	19	418	22.0	3
1983	Billy Smith (led ACC)	42	777	18.5	4
1984	John Ford	19	545	28.7	7
1985	Geno Zimmerlink	24	412	17.2	3
1986	Keith Mattioli	44	717	16.3	3
1987	John Ford	48	855	17.8	6
1988	Bruce McGonnigal	26	471	18.1	3
1989	Herman Moore	36	848	23.6	10
1990	Herman Moore (led ACC)	54	1190	22.0	13
1991	Tyrone Davis	19	465	24.5	5
1992	Tyrone Davis	23	548	23.8	7
1993	Patrick Jeffers	32	580	18.1	6
1994	Tyrone Davis	38	691	18.2	10
1995	Demetrius "Pete" Allen	33	652	19.8	3
1996	Germane Crowell	33	687	20.8	3
1997	Germane Crowell	53	969	18.3	9
1998	Terrence Wilkins	45	811	18.0	1
1999	Billy McMullen	28	483	17.2	6
2000	Billy McMullen	30	541	18.0	3
2001	Billy McMullen (led ACC)	83	1060	12.8	12
2002	Billy McMullen	69	894	13.0	3
2003	Heath Miller	70	835	11.9	6
2004	Heath Miller	41	541	13.2	5
2005	Deyon Williams	58	767	13.2	7
2006	Kevin Ogletree	52	582	11.2	4
2007	Tom Santi	36	418	11.6	3
2008	Kevin Ogletree	58	723	12.5	5
2009	Kris Burd	31	413	13.3	1
2010	Dontrelle Inman	51	815	16.0	3
2011	Kris Burd	66	913	13.8	3
2012	Darius Jennings	48	568	11.8	5
2013	Jake McGee	43	395	9.2	2
2014	Canaan Severin	42	578	13.8	5
2015	Canaan Severin	54	759	14.1	8
2016	Doni Dowling	50	626	12.5	4
2017	Olamide Zaccheaus	85	895	10.5	5
2018	Olamide Zaccheaus	93	1058	11.4	9
2019	Hasise Dubois	75	1062	14.2	6

Annual Receptions Leaders

Year	Player	No.	Yds.	Avg.	TD
1940	Eddie Bryant (led nation)	30	222	7.4	2
1941	Bill Preston	22	377	17.1	2
1942	Ed Kreick	10	140	14.0	2
1944	Ward Spear	9	70	7.8	0
1946	Sam Fray	10	161	16.1	0
1947	Ed Bessell	10	226	22.6	2
1948	Carlton Elliott	9	76	8.4	0
1949	Myron Mausteller	12	177	14.8	2
1950	Gene Schroeder	33	552	16.7	7
1951	Bill Chisolm	21	241	11.5	3
1952	Bobby Pate	9	118	13.1	3
	Bob Tata	9	118	13.1	3
1953	Ray Quillen	12	117	9.8	1
1954	Herb Hartwell	8	104	13.0	0
1955	Jesse Hagy	17	173	10.2	1
1956	Fred Polzer (led ACC)	24	231	9.6	0
1957	Fred Polzer (led ACC)	25	232	9.3	4
1958	Sonny Randle (led ACC)	47	642	13.7	5
1959	Brerry Jones	20	207	10.4	1
1960	Joe Kehoe	34	378	11.1	2
1961	Tony Ulehla	9	85	9.4	1
1962	Terry Sieg	27	281	10.4	0
1963	John Pincavage	15	136	9.1	0
1964	John Pincavage	30	331	11.0	1
1965	John Pincavage (led ACC)	44	566	12.9	0
1966	Ed Carrington	32	411	12.8	5
1967	Frank Quayle	25	299	12.0	0
1968	Frank Quayle	30	426	14.2	2
1969	Bob Bischoff	35	498	14.2	1
1970	Dave Sullivan	37	523	14.1	2
1971	Bill Davis (led ACC)	49	617	12.6	2
1972	Dave Sullivan (led ACC)	51	662	13.0	7
1973	Harrison Davis (led ACC)	44	773	17.6	5
1974	Tom Fadden	34	416	12.2	3
1975	Tom Fadden (led ACC)	48	620	12.9	2
1976	Jim Wicks	29	297	10.2	0
1977	Jim Theiling	16	170	10.6	0
1978	Jim Theiling	16	239	14.9	1
1979	Mike Newhall	20	196	9.8	1
1980	Tommy Vigorito	29	239	8.2	1
1981	Kevin Riccio	32	351	11.0	5
1982	Henry Johnson	21	377	18.0	2
1983	Billy Smith	42	777	18.5	4
1984	Geno Zimmerlink	22	350	15.9	2
	Jon Muha	22	283	12.9	1
1985	Geno Zimmerlink	24	412	17.2	3
	Jon Muha	24	299	12.5	1
1986	Keith Mattioli	44	717	16.3	3
1987	John Ford	48	855	17.8	6
1988	John Ford	29	444	15.3	2
1989	Bruce McGonnigal	42	634	15.1	6
1990	Herman Moore	54	1190	22.0	13
1991	Terry Kirby	37	406	11.0	2
1992	Terry Kirby	28	241	8.6	2
1993	Patrick Jeffers	32	580	18.1	6
1994	Tyrone Davis	38	691	18.2	10
1995	Patrick Jeffers	34	517	15.2	3
1996	Germane Crowell	33	687	20.8	3
1997	Germane Crowell	53	969	18.3	9
1998	Terrence Wilkins	45	811	18.0	1
1999	Billy McMullen	28	483	17.2	6
	Kevin Coffey	28	437	15.6	7
2000	Billy McMullen	30	541	18.0	3
2001	Billy McMullen (led ACC)	83	1060	12.8	12
2002	Billy McMullen	69	894	13.0	3
2003	Heath Miller	70	835	11.9	6
2004	Heath Miller	41	541	13.2	5
2005	Deyon Williams	58	767	13.2	7
2006	Kevin Ogletree	52	582	11.2	4
2007	Mikell Simpson	43	402	9.3	2
2008	Kevin Ogletree	58	723	12.5	5
2009	Kris Burd	31	413	13.3	1
2010	Kris Burd	58	799	13.8	5
2011	Kris Burd	66	913	13.8	3
2012	Perry Jones	49	397	8.1	0
2013	Jake McGee	43	395	9.2	2
2014	Canaan Severin	42	578	13.8	5
2015	Taquan Mizzell	75	721	9.6	4
2016	Taquan Mizzell	52	404	7.8	2
2017	Olamide Zaccheaus	85	895	10.5	5
2018	Olamide Zaccheaus (led ACC)	93	1058	11.4	9
2019	Joe Reed	77	679	8.8	7

100-Yard Receivers

Date	Opponent	No.	Yds	Avg.	TD
Germane Crowell (9)					
Nov. 18, 1995	Virginia Tech	5	112	22.4	2
Oct. 26, 1996	Florida State	6	126	21.0	1
Nov. 9, 1996	Clemson	4	110	27.5	0
Sept. 4, 1997	Auburn	6	102	17.0	1
Oct. 11, 1997	Clemson	6	100	16.7	1
Oct. 25, 1997	Florida State	5	163	32.6	0
Nov. 8, 1997	Georgia Tech	6	128	21.3	1
Nov. 15, 1997	NC State	6	108	18.0	1
Nov. 29, 1997	Virginia Tech	9	162	18.0	2
Kris Burd (9)					
Sept. 4, 2010	Richmond	7	122	17.4	1
Sept. 25, 2010	VMI	8	119	14.9	1
Oct. 2, 2010	Florida State	4	118	29.5	1
Oct. 30, 2010	Miami	7	104	14.9	0
Sept. 17, 2011	North Carolina	7	110	15.7	0
Oct. 1, 2011	Idaho	8	123	15.4	0
Nov. 5, 2011	Maryland	9	112	12.4	0
Nov. 26, 2011	Virginia Tech	7	100	14.3	0
Dec. 31, 2011	Auburn	6	103	17.2	2
Herman Moore (8)					
Oct. 29, 1988	Virginia Tech	7	175	25.0	1
Sept. 23, 1989	Duke	5	134	26.8	2
Oct. 7, 1989	Clemson	3	136	45.3	1
Oct. 13, 1989	North Carolina	4	116	29.0	1
Sept. 22, 1990	Duke	5	105	21.0	2
Oct. 13, 1990	NC State	6	162	27.0	2
Nov. 3, 1990	Georgia Tech	9	234	26.0	1
Nov. 24, 1990	Virginia Tech	6	180	30.0	1
Billy McMullen (8)					
Oct. 16, 1999	NC State	4	109	27.3	2
Sept. 16, 2000	Duke	8	189	23.6	2
Oct. 6, 2001	Maryland	11	175	15.9	1
Oct. 13, 2001	North Carolina	11	122	11.1	1
Nov. 3, 2001	Wake Forest	7	107	15.3	1
Nov. 17, 2001	Virginia Tech	7	130	18.6	0
Aug. 31, 2002	Florida State	5	101	20.2	0
Nov. 9, 2002	Penn State	10	122	12.2	0
Olamide Zaccheaus (8)					
Sept. 24, 2016	Central Michigan	8	141	17.6	2
Sept. 16, 2017	UConn	9	122	13.6	1
Oct. 14, 2017	North Carolina	5	100	20.0	1
Sept. 1, 2018	Richmond	6	101	16.8	1
Sept. 15, 2018	Ohio	9	247	27.4	2
Sept. 29, 2018	NC State	9	109	12.1	2
Oct. 27, 2018	North Carolina	10	108	10.8	0
Dec. 29, 2018	South Carolina	12	100	8.3	3
John Ford (7)					
Sept. 15, 1984	VMI	3	133	44.3	2
Sept. 6, 1986	South Carolina	5	104	20.8	1
Sept. 26, 1987	Duke	7	163	23.3	2
Oct. 10, 1987	Clemson	5	109	21.8	0
Oct. 17, 1987	South Carolina	8	121	15.1	0
Nov. 14, 1987	North Carolina	7	116	16.6	0
Nov. 12, 1988	North Carolina	4	100	25.0	1
Terrence Wilkins (6)					
Sept. 4, 1997	Auburn	7	107	15.3	1
Nov. 15, 1997	NC State	8	117	14.6	2
Oct. 17, 1998	Georgia Tech	7	131	18.7	1
Oct. 31, 1998	Wake Forest	7	101	14.4	0
Nov. 14, 1998	North Carolina	4	167	41.8	0
Nov. 28, 1998	Virginia Tech	7	141	20.1	0
Patrick Jeffers (5)					
Sept. 11, 1993	Navy	4	124	31.0	2
Oct. 30, 1993	NC State	4	127	31.8	1
Nov. 19, 1994	Virginia Tech	6	116	19.3	0
Nov. 25, 1994	NC State	6	153	25.5	1
Sept. 23, 1995	Clemson	4	112	28.0	1
Tyrone Davis (4)					
Sept. 5, 1992	Maryland	6	117	19.5	1
Sept. 10, 1994	Navy	9	119	13.2	3
Oct. 22, 1994	North Carolina	5	124	24.8	2
Nov. 5, 1994	Duke	3	107	35.7	2
Demetrius "Pete" Allen (4)					
Sept. 12, 1992	Navy	3	114	38.0	2
Oct. 14, 1995	Duke	5	160	32.0	2
Oct. 21, 1995	Texas	3	102	34.0	0
Nov. 2, 1995	Florida State	4	109	27.3	1
Sonny Randle (3)					
Sept. 20, 1958	Clemson	6	109	18.2	1
Nov. 15, 1958	South Carolina	6	105	17.5	0
Nov. 22, 1958	Maryland	5	106	21.2	0



Date	Opponent	No.	Yds	Avg.	TD
Ed Carrington (3)					
Nov. 21, 1964	Maryland	5	103	20.6	0
Nov. 20, 1965	Maryland	5	115	23.0	4
Sept. 24, 1966	Clemson	10	113	11.3	0
Frank Quayle (3)					
Sept. 24, 1966	Clemson	7	103	14.7	2
Oct. 15, 1966	VMI	3	127	42.3	1
Oct. 21, 1967	South Carolina	7	101	14.4	0
Dave Sullivan (3)					
Oct. 17, 1970	Army	6	110	18.3	0
Nov. 20, 1971	Maryland	6	102	17.0	0
Oct. 14, 1972	VMI	7	133	19.0	1
Harrison Davis (3)					
Sept. 22, 1973	Missouri	6	124	20.7	1
Oct. 20, 1973	Virginia Tech	8	118	14.8	1
Nov. 3, 1973	North Carolina	6	178	29.7	1
Billy Smith (3)					
Oct. 2, 1982	NC State	7	128	18.3	0
Oct. 8, 1983	Clemson	5	125	25.0	1
Oct. 15, 1983	VMI	5	121	24.2	1
Bruce McGonnigal (3)					
Oct. 22, 1988	Wake Forest	5	115	23.0	0
Sept. 16, 1989	Georgia Tech	6	157	26.2	0
Oct. 21, 1989	Wake Forest	8	137	17.1	2
Heath Miller (3)					
Nov. 22, 2003	Georgia Tech	6	110	18.3	1
Nov. 29, 2003	Virginia Tech	13	145	11.2	0
Oct. 16, 2004	Florida State	9	110	12.2	0
Kevin Ogletree (3)					
Oct. 14, 2006	Maryland	3	133	44.3	2
Sept. 6, 2008	Richmond	8	103	12.9	0
Oct. 4, 2008	Maryland	5	100	20.0	2
Hasise Dubois (3)					
Sept. 28, 2019	Notre Dame	9	143	15.9	1
Nov. 29, 2019	Virginia Tech	4	139	34.8	0
Dec. 7, 2019	Clemson	10	130	13.0	1
Terrell Jana (3)					
Nov. 2, 2019	North Carolina	13	146	11.2	0
Nov. 9, 2019	Georgia Tech	9	108	12.0	0
Dec. 30, 2019	Florida	7	126	18.0	1
Joe Kehoe (2)					
Nov. 12, 1960	Navy	4	123	30.8	1
Nov. 19, 1960	Maryland	11	108	9.8	0
Bob Bischoff (2)					
Nov. 15, 1969	Tulane	7	117	16.7	0
Oct. 31, 1970	North Carolina	6	114	19.0	1
Bill Davis (2)					
Oct. 2, 1971	Vanderbilt	7	135	19.3	1
Nov. 13, 1971	North Carolina	7	159	22.7	0
Ken Shelton (2)					
Sept. 14, 1974	Navy	8	105	13.1	3
Sept. 21, 1974	William & Mary	9	241	26.8	3
Greg Taylor (2)					
Oct. 24, 1981	Wake Forest	6	130	21.7	2
Nov. 11, 1981	North Carolina	6	106	17.7	1
Quentin Walker (2)					
Nov. 13, 1982	North Carolina	4	101	25.3	0
Sept. 3, 1983	Duke	2	145	72.5	2
Nick Merrick (2)					
Oct. 23, 1982	Wake Forest	4	137	34.3	1
Nov. 24, 1984	Maryland	9	117	13.0	0
Keith Mattioli (2)					
Nov. 15, 1986	North Carolina	6	109	18.2	0
Oct. 3, 1987	VMI	8	137	17.1	0
Kevin Coffey (2)					
Nov. 28, 1998	Virginia Tech	5	111	22.2	1
Sept. 4, 1999	North Carolina	4	101	25.3	1
Deyon Williams (2)					
Nov. 12, 2005	Georgia Tech	10	107	10.7	1
Nov. 26, 2005	Miami	6	152	25.3	2
Tim Smith (2)					
Nov. 5, 2011	Maryland	5	101	20.2	0
Nov. 26, 2013	Georgia Tech	10	151	15.1	0
Darius Jennings (2)					
Sept. 29, 2012	Louisiana Tech	6	136	22.7	0
Oct. 26, 2013	Georgia Tech	13	119	9.2	2

Date	Opponent	No.	Yds	Avg.	TD
Taquan Mizzell (2)					
Sept. 5, 2015	UCLA	8	100	12.5	1
Sept. 19, 2015	William & Mary	5	123	24.6	1
Canaan Severin (2)					
Sept. 12, 2015	Notre Dame	11	153	13.9	0
Nov. 14, 2015	Louisville	8	116	14.5	3
Andre Levrone (2)					
Sept. 16, 2017	UConn	4	127	31.8	1
Sept. 22, 2017	Boise State	5	141	28.2	2
Joe Reed (2)					
Nov. 23, 2018	Virginia Tech	4	119	29.8	2
Sept. 28, 2019	Notre Dame	9	107	11.9	1
Steve Osisek (1)					
Nov. 5, 1949	Pennsylvania	7	100	14.3	1
Gene Schroeder (1)					
Oct. 21, 1950	VMI	7	112	16.0	1
John Pincavage (1)					
Sept. 18, 1965	Duke	6	110	18.3	0
Kenny Poates (1)					
Oct. 2, 1965	North Carolina	5	104	20.8	1
Jeff Anderson (1)					
Nov. 23, 1968	Maryland	5	132	26.4	1
Chuck Belic (1)					
Oct. 21, 1972	Clemson	6	129	21.5	0
Jim Theiling (1)					
Nov. 18, 1978	North Carolina	7	113	16.1	0
Cole Egan (1)					
Sept. 20, 1980	NC State	6	112	18.7	0
Henry Johnson (1)					
Oct. 24, 1981	Wake Forest	6	121	20.2	1
Kevin Riccio (1)					
Nov. 6, 1982	Georgia Tech	7	103	14.7	1
Barry Word (1)					
Oct. 22, 1983	Wake Forest	2	102	51.0	1
Jon Muha (1)					
Sept. 15, 1984	VMI	8	106	13.3	1
Aaron Mundy (1)					
Sept. 7, 1991	Maryland	8	116	14.5	0
Derick Byrd (1)					
Sept. 30, 1995	Wake Forest	5	121	24.2	1
Thomas Jones (1)					
Nov. 13, 1999	Buffalo	2	110	55.0	1
Tavon Mason (1)					
Sept. 29, 2001	Duke	4	100	25.0	1
Alvin Pearson (1)					
Oct. 18, 2003	Florida State	16	134	8.4	1
Ottawa Anderson (1)					
Sept. 3, 2005	Western Mich.	3	109	36.3	0
Tom Santi (1)					
Dec. 30, 2005	Minnesota	5	128	25.6	0
Mikell Simpson (1)					
Oct. 20, 2007	Maryland	13	152	11.7	0
Dontrelle Inman (1)					
Nov. 6, 2010	Duke	10	239	23.9	1
Perry Jones (1)					
Sept. 29, 2012	Louisiana Tech	7	100	14.3	0
Dominique Terrell (1)					
Nov. 10, 2012	Miami (Fla.)	9	127	14.1	0
Jake McGee (1)					
Oct. 12, 2013	Maryland	8	114	14.3	1
Miles Gooch (1)					
Oct. 18, 2014	Duke	6	129	21.5	0
David Eldridge (1)					
Oct. 1, 2016	Duke	2	112	56.0	1
Doni Dowling (1)					
Sept. 16, 2017	UConn	6	136	22.7	1

SCORING RECORDS

Most Points

Career—332, Connor Hughes, 2002-05

Season—134, Bill Dudley, 1941

Sr.—134, Bill Dudley, 1941

Jr.—115, Gene Mayer, 1914 (modern record: 110, Brian Delaney, 2019)

Soph.—109, Connor Hughes, 2003

Fr.—60, Kyle Kirkeide, 1993; Wali Lundy, 2002

Game—36, Gene Mayer vs. Richmond, 1915

(modern record: 26, Jim Bakhtiar vs. Virginia Tech, 1957)

Sr.—36, Gene Mayer vs. Richmond, 1915

(modern record: 26, Jim Bakhtiar vs. Virginia Tech, 1957)

Jr.—24, Ed Carrington vs. Maryland, 1965; Gene Arnette vs. Buffalo,

1967; Tiki Barber vs. Georgia Tech, 1995

Soph.—24, Ray Brown vs. Richmond, 1945; Gary Helman vs. William & Mary, 1969; Terry Kirby vs. William & Mary, 1990; Wali Lundy vs. Virginia Tech, 2003

Fr.—30, Gene Mayer vs. North Carolina, 1912 (modern record: 24, Wali Lundy vs. West Virginia, 2002)

Most Touchdowns

Career—52, Wali Lundy, 2002-05

Season—18, Gene Mayer, 1914; Bill Dudley, 1941

Sr.—18, Bill Dudley, 1941

Jr.—18, Gene Mayer, 1914 (modern record: 17, Wali Lundy, 2004)

Soph.—14, Wali Lundy, 2003

Fr.—10, Wali Lundy, 2002

Game—5, Gene Mayer vs. North Carolina, 1912;

Gene Mayer vs. Richmond, 1915; (modern record: 4 on 12 occasions)

Sr.—5, Gene Mayer vs. Richmond, 1915

(modern record: 4, Bill Dudley vs. Hampden-Sydney, 1941;

Jim Bakhtiar vs. Virginia Tech, 1957;

Wali Lundy vs. Temple, 2005; Keith Payne vs. Richmond, 2010)

Jr.—4, Ed Carrington vs. Maryland, 1965; Gene Arnette vs. Buffalo,

1967; Tiki Barber vs. Georgia Tech, 1995

Soph.—4, Ray Brown vs. Richmond, 1945; Gary Helman vs. William & Mary, 1969; Terry Kirby vs. William & Mary, 1990; Wali Lundy vs. Virginia Tech, 2003

Fr.—5, Gene Mayer vs. North Carolina, 1912 (modern record: 4, Wali Lundy vs. West Virginia, 2002)

Most PATs

Career—134, Connor Hughes, 2002-05

Season—50, Brian Delaney, 2019

Sr.—49, Jake McInerney, 1990

Jr.—50, Brian Delaney, 2019

Soph.—40, Connor Hughes, 2003

Fr.—36, Kyle Kirkeide, 1993

Game—12, Bob Mudd vs. Johns Hopkins, 1894 (modern record: 9, Wayne Morrison vs. James Madison, 1979)

Most Run-Pass TDs

Career—83, Shawn Moore, 1987-90

Season—34, Bryce Perkins, 2018

Game—7, Waverly Whitaker vs. Randolph-Macon, 1890 (modern record: 6, Shawn Moore vs. Navy, 1990; Dan Ellis vs. Buffalo, 1999)

Most FGs Made

Career—66, Connor Hughes, 2002-05

Season—23, Connor Hughes, 2003

Sr.—21, Rafael Garcia, 1996; Connor Hughes, 2005

Jr.—22, Ian Frye, 2014

Soph.—23, Connor Hughes, 2003

Fr.—9, Wayne Morrison, 1979

Game—5, Rafael Garcia vs. Virginia Tech, 1994 (att. 5); Connor Hughes vs. Georgia Tech, 2003 (att. 5); Chris Gould vs. North Carolina, 2007 (att. 5)

Most FGs Attempted

Career—79, Connor Hughes, 2002-05

Season—27, Rafael Garcia, 1995, 1996; Ian Frye, 2014

Sr.—27, Rafael Garcia, 1996

Jr.—27, Rafael Garcia, 1995; Ian Frye, 2014

Soph.—25, Connor Hughes, 2003

Fr.—16, Joe Jenkins, 1973; Wayne Morrison, 1979

Game—6, Todd Braverman vs. North Carolina, 1998 (made 3)

Most Points Kicking

Career—332, Connor Hughes, 2002-05

Season—110, Brian Delaney, 2019

Sr.—99, Connor Hughes, 2005

Jr.—110, Brian Delaney, 2019

Soph.—109, Connor Hughes, 2003

Fr.—61, A.J. Mejia, 2017

Game—18, Rafael Garcia vs. Virginia Tech, 1994

Sr.—16, Kenny Stadlin vs. VMI, 1985;

Chris Gould vs. North Carolina, 2007;

Robert Randolph vs. William & Mary, 2011

Jr.—17, Jake McInerney vs. Wake Forest, 1989

Soph.—18, Rafael Garcia vs. Virginia Tech, 1994

Fr.—12, Wayne Morrison vs. Duke, 1979;

Connor Hughes vs. Maryland, 2002;

Connor Hughes vs. West Virginia, 2002

A.J. Mejia vs. Georgia Tech, 2017

Longest Field Goals

56 Kenny Stadlin vs. Virginia Tech, 1984

56 Rafael Garcia vs. Texas, 1995

53 Connor Hughes vs. Wake Forest, 2003

53 Ian Frye vs. BYU, 2013

52 Connor Hughes vs. NC State, 2003

52 Chris Hinkebein vs. Maryland, 2010

51 Mark Inderlied vs. South Carolina, 1987

51 Jake McInerney vs. Georgia Tech, 1990

51 Chris Gould vs. North Carolina, 2007

50 Wayne Morrison vs. Navy, 1979

50 Rafael Garcia vs. Virginia Tech, 1994

50 Todd Braverman vs. No. Carolina, 1999

50 Connor Hughes vs. Georgia Tech, 2003

50 Connor Hughes vs. Clemson, 2004

50 Connor Hughes vs. Florida State, 2005

Consecutive Scoring Kicks

Consecutive Field Goals—14, Jake McInerney, 1989

Consecutive PATs—88, Jake McInerney, 1989-90

Career Scoring Leaders

Player	Years	Games	TD	X-Pt	2-Pt	FG	Pts.
1. Connor Hughes	2002-05	42	0	134-138	0	66-79	332
2. Wali Lundy	2002-05	49	52	0	0	0	312
3. Gene Mayer	1912-15	31	46	17	0	0	293
4. Rafael Garcia	1993-96	39	0	98-103	0	58-76	272
5. Thomas Jones	1996-99	44	40	0	0	0	240
6. Robert Randolph	2008-11	42	1	81-81	0-1	46-60	225
7. Ian Frye	2012-15	40	0	83-85	0	45-58	218
8. Frank Quayle	1966-68	30	35	0	0-1	0	210
Tiki Barber	1993-96	41	35	0	0	0	210
10. Kenny Stadlin	1983-85	35	0	93-95	0	37-48	204
11. Kevin Parks	2011-14	48	33	0	0	0	198
12. Wayne Morrison	1979-82	44	0	79-83	0	38-66	193
13. Terry Kirby	1989-92	39	32	0	0	0	192
14. Bill Dudley	1939-41	27	25	35-50	0	1	188
15. Jake McInerney	1989-90	23	0	89-90	0	31-37	182

Season Scoring Leaders

Player	Year	TD	X-Pt	2-Pt	FG	Pts.
1. Bill Dudley	1941	18	23-28	0	1-1	134
2. Gene Mayer	1914	18	7	0	0	115
3. Brian Delaney	2019	0	50-52	0	20-24	110
4. Connor Hughes	2003	0	40-40	0	23-25	109
5. Thomas Jones	1999	17	0	0	0	102
Wali Lundy	2004	17	0	0	0	102
7. Ian Frye	2014	0	34-35	0	22-27	100
8. Connor Hughes	2005	0	36-36	0	21-24	99
9. Tiki Barber	1995	16	0	0	0	96
Rafael Garcia	1996	0	33-33	0	21-27	96
Keith Payne	2010	16	0	0	0	96
12. Gene Mayer	1915	14	10	0	0	94
Jake McInerney	1990	0	49-50	0	15-17	94
14. Connor Hughes	2004	0	42-45	0	17-24	93
15. Rafael Garcia	1995	0	31-36	0	20-27	91



Annual Scoring Leaders

Year	Player	TD	X Pt	FG	Pts.
1940	Bill Dudley	5	3-8	0	33
1941	Bill Dudley (led nation)	18	23-28	1-1	134
1942	Herb Munhall	5	0	0	30
1943	Charlie Sackett	3	0	0	18
1944	John Duda	8	3-7	0	51
1945	Ray Brown	11	0	0	66
1946	Ray Brown	7	0	0	42
	John Duda	4	18-25	0	42
1947	George Grimes	5	26-35	0	56
1948	Floyd Tayloe	6	0	0	36
	Barney Gill	6	0	0	36
1949	John Papit	9	0	0	54
1950	John Papit	8	0	0	48
1951	Mel Roach	3	27-34	0	45
1952	Mel Roach	2	37-43	0	49
1953	Henry Strempek	3	0	0	18
1954	Herb Hartwell	4	0	0	24
1955	Jim Bakhtiar	4	12-14	0	36
1956	Jim Bakhtiar	3	9-12	1	30
1957	Jim Bakhtiar	6	7-14	0	43
1958	Sonny Randle	5	0	0	30
1959	Tom Gravins	5	4-6&	0	35
1960	Tony Ulehla	4	1-1**	0	26
1961	Bob Rowley	0	12-13	3	21
1962	Gary Cuzzo	6	0	0	36
1963	Bob Dunphey	4	2-2†	0	28
1964	Bob Davis	10	1-3†	0	62
1965	Ed Carrington	6	0	0	36
1964	Bob Davis	6	0	0	36
1966	Frank Quayle (led ACC)	11	0-1†	0	66
1967	Frank Quayle	10	0	0	60
1968	Frank Quayle (led ACC)	14	0-1†	0	84
1969	Gary Helman	7	1-1	0	43
1970	Gary Helman	9	0	0	54
1971	Billy Maxwell	0	12-13	8-17	36
1972	Billy Maxwell	0	23-23	8-11	47
1973	Scott Gardner	5	1-5†	0	32
1974	Ken Shelton	9	0	0	54
1975	David Sloan	9	0	0	54
1976	Joe Jenkins	0	10-11	6-11	28
1977	Russ Henderson	0	4-4	5-7	19
1978	Dan Hottowe	4	3-3	0	27
1979	Greg Taylor	11	0	0	66

Year	Player	TD	X Pt	FG	Pts.
1980	Wayne Morrison	0	15-15	11-16	48
1981	Wayne Morrison	0	12-13	7-14	33
1982	Wayne Morrison	0	23-24	11-19	56
1983	Kenny Stadlin	0	28-29	12-16	64
1984	Kenny Stadlin	0	37-37	9-13	64
1985	Kenny Stadlin	0	28-29	16-19	76
1986	Jeff Gaffney	0	17-17	12-16	53
1987	Mark Inderlied	0	30-30#	13-19	70
1988	Mark Inderlied	0	27-27	14-20	69
1989	Jake McInerney	0	40-40	16-20	88
1990	Jake McInerney (led ACC)	0	49-50	15-17	94
1991	Michael Husted	0	39-39	11-17	72
1992	Michael Husted	0	35-40	13-16	74
1993	Kyle Kirkeide	0	36-37	8-12	60
1994	Rafael Garcia (led ACC)	0	34-34	17-22	85
1995	Tiki Barber	16	0	0	96
1996	Rafael Garcia	0	33-33	21-27	96
1997	Germane Crowell	9	1†	0	56
	John Allen Roberts	0	32-32	8-14	56
1998	Thomas Jones	15	0	0	90
1999	Thomas Jones	17	0	0	102
2000	David Greene	0	27-28	11-15	60
2001	Billy McMullen	12	0	0	72
2002	Wali Lundy	10	0	0	60
2003	Connor Hughes	0	40-40	23-25	109
2004	Wali Lundy (led ACC)	17	0	0	102
2005	Connor Hughes	0	36-36	21-24	99
2006	Chris Gould	0	18-18	11-19	51
2007	Chris Gould	0	35-37	16-20	83
2008	Cedric Peerman	7	0	0	42
2009	Robert Randolph	0	6-6	17-19	57
2010	Keith Payne	16	0	0	96
2011	Robert Randolph	0	32-32	16-23	80
2012	Drew Jarrett	0	27-27	8-12	51
2013	Kevin Parks	12	0	0	72
2014	Ian Frye	0	34-35	22-27	100
2015	Ian Frye	0	34-35	17-22	85
2016	Albert Reid	7	1†	0	44
2017	A.J. Mejia	0	37-37	8-12	61
2018	Brian Delaney	0	25-25	12-16	61
2019	Brian Delaney	0	50-52	20-24	110

† 2-pt. conversions

*** includes 1 of 1 2-pt. conversions

& includes 1 of 3 2-pt. conversions



Kicker Connor Hughes is Virginia's career scoring leader with 332 points.



Joe Reed is the UVA career record holder for kickoff return yardage with 3,042 yards. He is one of 10 FBS players all-time to reach 3,000 career kick return yards and he is the only FBS player in college football history to have at least 2,700+ career kick return yards and a career return average of 28+ yards.

KICKOFF RETURNS

Most Kickoffs Returned

Career—106, Joe Reed, 2016-19
Season—42, Khalek Shepherd, 2012
Game—9, Olamide Zaccheaus vs. Boise State, 2015

Kickoff Return Yardage

Career—3042, Joe Reed, 2016-19
Season—929, Khalek Shepherd, 2012
Game—231, Olamide Zaccheaus vs. Boise State, 2015

Kickoff Returns For a Touchdown

Career—5, Joe Reed, 2016-19
Season—2, Joe Reed, 2017 & 2019
Game—1, 19 times, last by Joe Reed vs. Duke (95), 2019

Longest Kickoff Returns

100	Tavon Mason, Georgia Tech, 2001
100	Marquis Weeks, North Carolina, 2002
100	Marquis Weeks, North Carolina, 2004
100	Joe Reed, William & Mary, 2019
99	Henry Massie, North Carolina, 1963
98	Joe Reed, Navy, 2017
96	Jerrold Washington, Georgia Tech, 1992
95	Jim Ashwell, Washington & Lee, 1951
95	Joe Reed, Duke, 2019
93+	Alvin Pearman, North Carolina, 2004
92	Joe Reed, Georgia Tech, 2017
91+	Malcolm Pittman, Maryland, 1983
90	John Pincavage, South Carolina, 1965
90	Frank Quayle, South Carolina, 1967
90	Jerrold Washington, Virginia Tech, 1991
90	Joe Reed, Liberty, 2018
87	Bill Dudley, Tennessee, 1940
87	Raynard Horne, VMI, 2010
86+	Darius Jennings, Richmond, 2014
85+	Sean McCall, Maryland, 1978
82	Henry Strempek, Richmond, 1952
82	Joe Rowe, Central Michigan, 1996
80+	Bill Dudley, VMI, 1939
78+	Tom Krebs, South Carolina, 1963
76+	Tyree Foreman, Maryland, 1999
74+	Sonny Randle, Virginia Tech, 1958
72+	Khalek Shepherd, Georgia Tech, 2012
70	Terence Fells-Danzer, Eastern Michigan, 2010
68+	Frank Quayle, Tulane, 1966
68+	Marquis Weeks, Pittsburgh, 2003
68+	Michael Johnson, Duke, 2005
67+	Andrew Pearman, Wyoming, 2007
65+	Larry Holmes, Georgia Tech, 1993
64+	Mike Bennett, Virginia Tech, 1973

+Non-scoring play

Annual Kickoff Return Leaders

Year	Player	No.	Yds.	Avg.	TD
1940	Bill Dudley	14	356	25.4	1
1941	Eddie Bryant	6	99	16.5	0
1942	Eddie Bryant	3	76	25.3	0
1944	Dick Davis	2	46	23.0	0
1946	Ray Brown	5	115	23.0	0
1947	Bruce Bailey	8	143	17.9	0
1948	Joe McCary	8	169	21.1	0
1949	John Papit	17	397	23.4	0
1950	Gerry Furst	7	114	16.3	0
1951	Jim Ashwell	3	125	41.7	1
1952	Eddie Knowles	4	106	26.5	0
1953	Henry Strempek	10	240	24.0	1
1954	Henry Strempek	6	114	19.0	0
1955	Jim Bakhtiar	8	151	18.9	0

Year	Player	No.	Yds.	Avg.	TD
1956	Jim Bakhtiar	6	113	18.8	0
1957	Carl Moser	10	248	24.8	0
1958	Sonny Randle (led nation)	21	506	24.1	0
1959	Tom Gravins (led ACC)	17	346	20.4	0
1960	Ted Rzempoluch	11	221	20.1	0
1961	Bobby Freeman	9	162	18.0	0
1962	Bobby Freeman	7	155	22.1	0
1963	Henry Massie	5	184	36.8	1
1964	Roger Davis (led ACC)	21	461	22.0	0
1965	John Pincavage	14	344	24.6	1
1966	Frank Quayle	18	439	24.4	0
1967	Frank Quayle	17	422	24.8	1
1968	Frank Quayle	12	230	19.2	0
1969	Chuck Mooser	18	368	20.4	0
1970	Jim Lacey	16	360	22.5	0
1971	Gerard Mullins	17	405	23.8	0
1972	Kent Merritt	10	227	22.7	0
1973	Gerard Mullins	12	276	23.0	0
1974	Joe Sroba	18	440	24.4	0
1975	Joe Sroba	31	647	20.9	0
1976	Joe Sroba	25	558	22.3	0
1977	Tom Vigorito	23	504	21.9	0
1978	Sean McCall (led ACC)	19	511	26.9	0
1979	Sean McCall	17	350	20.6	0
1980	Dave Hall	14	285	20.4	0
1981	Greg Taylor	6	164	27.3	0
1982	Malcolm Pittman	30	617	20.6	0
1983	Malcolm Pittman	20	486	24.3	0
1984	Barry Word	18	351	19.5	0
1985	Malcolm Pittman	20	440	22.0	0
1986	Chris Warren	34	768	22.6	0
1987	Darrell Wynn	12	215	17.9	0
1988	Tim Finkelston	14	324	23.1	0
1989	Terry Kirby	13	257	19.8	0
1990	Larry Holmes	16	328	20.5	0
1991	Jerrold Washington	13	339	26.1	1
1992	Jerrold Washington	23	464	20.2	1
1993	Jerrold Washington	14	253	18.1	0
1994	Demetrius "Pete" Allen	11	207	18.8	0
1995	Demetrius "Pete" Allen	29	608	21.0	0
1996	Terrence Wilkins	14	290	20.7	0
1997	Terrence Wilkins	21	441	21.0	0
1998	Antwoine Womack	12	236	19.7	0
1999	Tavon Mason	9	176	19.6	0
2000	Tavon Mason	16	346	21.6	0
2001	Tavon Mason	19	482	25.4	1
2002	Wali Lundy	17	409	24.1	0
2003	Tony Franklin	13	336	25.8	0
2004	Marquis Weeks	11	354	32.2	1
2005	Cedric Peerman	21	542	25.8	0
2006	Cedric Peerman	19	519	27.3	0
2007	Andrew Pearman	29	608	21.0	0
2008	Chase Minnifield	21	490	23.3	0
2009	Chase Minnifield	22	513	23.3	0
2010	Raynard Horne	23	573	24.9	1
2011	Darius Jennings	30	599	20.0	0
2012	Khalek Shepherd	42	929	22.1	0
2013	Darius Jennings	24	522	21.8	0
2014	Darius Jennings	25	677	27.1	0
2015	Olamide Zaccheaus	28	541	19.3	0
2016	Joe Reed	27	678	25.1	0
2017	Joe Reed (led ACC)	29	861	29.7	2
2018	Joe Reed	26	707	27.2	1
2019	Joe Reed (led nation)	24	796	33.2	2



PUNT RETURNS

Punts Returned

Career—100, Pat Chester, 1978-82

Season—35, Jimmy Lesane, 1951

Game—9, Eddie Bryant vs. Hampden-Sydney, 1942

Punt Return Yardage

Career—808, Pat Chester, 1978-82

Season—481, Bill Dudley, 1941

Game—140, Jimmy Lesane vs. Virginia Tech, 1951

Longest Punt Returns

95	Harry Martin to Bus Male to Harry Martin, Maryland, 1935
89	Bill Dudley, Lafayette, 1941
79	Terry Sieg, Virginia Tech, 1962
+79	Jason Wallace, Clemson, 1990
76	Chris Warren, Navy, 1986
+75	Gene Schroeder, Pennsylvania, 1950
+75	Steve Sroba, Maryland, 1972
74	Tiki Barber, Navy, 1994
74	Tiki Barber, NC State, 1996
74	Maurice Canady, William & Mary, 2015
72	Eddie Knowles, Virginia Tech, 1952
70	Bobby Freeman, Wake Forest, 1961
70	Gerard Mullins, Vanderbilt, 1971
70	Pat Chester, Duke, 1980
70	Alvin Pearman, Temple, 2004

+ Non-scoring play

Annual Punt Return Leaders

Year	Player	No.	Yds.	Avg.	TD
1940	Eddie Bryant	28	421	15.0	2
1941	Bill Dudley	28	481	17.2	1
1942	Eddie Bryant	13	112	8.6	0
1944	Charlie Ellis	12	137	11.4	0
1946	Billy Pennel	5	68	13.6	0
1947	Billy Pennel	10	164	16.4	1
1948	Barney Gill	14	215	15.4	0
1949	Steve Osisek	12	173	14.4	0
1950	Gene Schroeder	14	205	14.6	0
1951	Jimmy Lesane	35	387	11.1	0
1952	Eddie Knowles	32	365	11.4	3
1953	Eddie Knowles	4	114	28.5	1
1954	Eddie Knowles	9	72	8.0	0
1955	Nick Lawyer	4	70	17.5	1
1956	Ralph Kneeland	4	67	16.8	0
1957	Sonny Randle	5	46	9.2	0
1958	Sonny Randle	5	47	9.4	0
1959	Fred Trainor	5	42	8.4	0
1960	Carl Kuhn	4	74	18.5	0
1961	Bobby Freeman	4	81	20.3	1
1962	Terry Sieg	6	157	26.2	1
1963	Gene Angle	4	54	13.5	0

Year	Player	No.	Yds.	Avg.	TD
1964	Roger Davis	10	89	8.9	0
1965	John Pincavage	12	135	11.3	0
1966	George Stetter	18	182	10.1	0
1967	Paul Klingensmith	12	125	10.4	0
1968	Chuck Mooser	9	127	14.1	1
1969	Chuck Mooser	8	85	10.6	0
1970	Dave Sullivan	17	125	7.4	0
1971	Gerard Mullins	31	298	9.6	1
1972	Gerard Mullins	16	183	11.4	0
1973	Gerard Mullins	17	107	6.3	0
1974	Tom Fadden	19	109	5.7	0
1975	Joe Sroba	8	59	7.4	0
1976	Derrick Glasper	11	61	5.5	0
1977	Mickey Spady	16	64	4.0	0
1978	Pat Chester	31	190	6.1	0
1979	Pat Chester (led ACC)	25	248	9.9	2
1980	Pat Chester (led ACC)	19	192	10.1	1
1981	Bob Sweeney	13	41	3.2	0
1982	Pat Chester	19	128	6.7	0
1983	Bart Farinholt	15	105	7.0	0
1984	Ray Daly	20	161	8.1	0
1985	Chris Warren	26	168	6.5	0
1986	Chris Warren	17	136	8.0	1
1987	Tim Finkelston	25	182	7.3	0
1988	Tim Finkelston	25	177	7.1	0
1989	Tim Finkelston	22	159	7.2	0
1990	Jason Wallace	32	403	12.6	1
1991	Larry Holmes	26	219	8.4	0
1992	Jerrold Washington	20	87	4.4	0
1993	Larry Holmes	13	104	8.0	0
1994	Tiki Barber	17	181	10.6	1
1995	Tiki Barber	32	272	8.5	0
1996	Tiki Barber (led ACC)	19	241	12.7	1
1997	Terrence Wilkins	17	94	5.5	0
1998	Terrence Wilkins	17	165	9.7	0
1999	Arlen Harris	16	198	12.4	0
2000	James Johnson	20	115	5.8	0
2001	Alvin Pearman	27	247	9.1	0
2002	Marques Hagans	29	262	9.0	1
2003	Marques Hagans	28	269	9.6	0
2004	Alvin Pearman	28	314	11.2	1
2005	Emmanuel Byers	8	81	10.1	0
2006	Mike Brown	14	134	9.6	0
2007	Vic Hall	23	230	10.0	0
2008	Vic Hall	16	102	6.4	0
2009	Chase Minnifield	20	88	4.4	0
2010	Chase Minnifield	13	84	6.5	0
2011	Dominique Terrell	14	61	4.4	0
2012	Khalek Shepherd	23	89	3.3	0
2013	Dominique Terrell	18	142	7.9	0
2014	Khalek Shepherd	26	115	4.4	0
2015	Maurice Canady	5	126	25.2	1
2016	Daniel Hamm	22	216	9.8	0
2017	Daniel Hamm	22	98	4.5	0
2018	Tavares Kelly Jr.	13	143	11.0	0
2019	Billy Kemp IV	23	137	6.0	0



Pat Chester has the most career punt returns in UVA history. He led the ACC in 1979 and 1980.

ALL-PURPOSE YARDS

All-Purpose Yards

Career—4981, Frank Quayle, 1966-68

Season—2054, Thomas Jones, 1999

Sr.—2054, Thomas Jones, 1999

Jr.—1906, Tiki Barber, 1995

Soph.—1616, Frank Quayle, 1966

Fr.—1670, Wali Lundy, 2002

Game—331, Thomas Jones vs. Buffalo, 1999

Sr.—331, Thomas Jones vs. Buffalo, 1999

Jr.—311, Tiki Barber vs. Florida State, 1995

Soph.—271, Mikell Simpson vs. Maryland, 2007

Fr.—239, Wali Lundy vs. West Virginia, 2002

Career All-Purpose Yards Leaders

Player	Years	Rush	Rec.	PR	KOR	Tot.
1. Frank Quayle	1966-68	2695	1145	50	1091	4981
2. Alvin Pearman	2001-04	2394	1396	600	579	4969
3. Tiki Barber	1993-96	3389	602	694	184	4869
4. Thomas Jones	1996-99	3998	571	82	47	4698
5. Joe Reed	2016-19	172	1465	0	3042	4679
6. Terry Kirby	1989-92	3348	1022	0	267	4637
7. Wali Lundy	2002-05	3193	895	0	409	4497
8. Taquan Mizzell	2013-16	2075	1560	0	683	4318
9. Olanide Zaccheaus	2015-18	551	2753	34	685	4024
10. Kevin Parks	2011-14	3219	779	0	0	3998
11. John Papit	1947-50	3238	85	7	651	3981
12. Tommy Vigorito	1977-80	2913	415	7	587	3922
13. Perry Jones	2009-12	2033	1165	92	432	3722
14. Darius Jennings	2011-14	183	1667	30	1839	3719
15. Bill Dudley	1939-41	1631	208	793	605	+3396

+ includes interception returns for 159 yards


Season All-Purpose Yards Leaders

Player	Year	G	Rush	Rec.	PR	KOR	Tot.	Avg.
1. Thomas Jones	1999	11	1798	239	17	0	2054	186.7
2. Alvin Pearman	2004	12	1037	402	314	195	1938	161.5
3. Tiki Barber	1995	12	1397	216	272	21	1906	158.8
4. Frank Quayle	1968	10	1213	426	0	230	1869	186.9
5. Tiki Barber	1996	11	1360	258	241	0	1859	169.0
6. Bill Dudley	1941	9	968	60	481	89+	1674	186.0
7. Wali Lundy	2002	14	826	435	0	409	1670	119.3
8. Frank Quayle	1966	10	727	420	30	439	1616	161.6
9. John Papit	1949	10	1214	0	0	397	1611	161.1
10. Marcus Wilson	1989	12	1098	161	0	284	1543	128.6
11. Thomas Jones	1998	11	1303	179	13	27	1522	138.4
12. Joe Reed	2019	14	42	679	0	796	1517	116.7
13. Frank Quayle	1967	10	755	299	20	422	1496	149.6
14. Taquan Mizzell	2015	12	671	721	0	96	1488	124.0
15. Perry Jones	2011	13	915	506	47	0	1468	112.9

+ includes interception returns for 76 yards

Single-Game All-Purpose Yards Leaders

Player	Rush	Rec.	PR	KOR	Tot.
1. Thomas Jones vs. Buffalo, 1999	221	110	0	0	331
2. Bill Dudley vs. North Carolina, 1941	215	0	59	51	325
3. Tiki Barber vs. Florida State, 1995	193	45	73	0	311
4. John Papit vs. George Washington, 1949	203	0	0	81	284
5. Frank Quayle vs. Maryland, 1968	216	45	0	11	272
6. Mikell Simpson* vs. Maryland, 2006	119	152	0	0	271
7. Alvin Pearman vs. Duke, 2004	223	44	0	0	267
8. Bill Dudley vs. Lehigh, 1941	167	20	78	0	265
9. Frank Quayle vs. Davidson, 1968	153	85	0	21	259
10. Tiki Barber vs. Duke, 1995	185	27	43	0	255
11. Frank Quayle vs. Tulane, 1968	121	49	0	84	254
12. Frank Quayle vs. Maryland, 1966	221	31	0	0	252
13. Frank Quayle vs. South Carolina, 1967	739	101	0	111	251
14. John Papit vs. VMI, 1949	157	0	0	93	250
Alvin Pearman vs. Virginia Tech, 2004	147	32	16	55	250



Halfback Frank Quayle piled up a school-record 4,981 career all-purpose yards from 1966-68. He led the nation with 1,616 all-purpose yards as a sophomore in 1966.



Tailback Thomas Jones set an ACC record with 2,054 all-purpose yards in 1999. He also broke Bill Dudley's 58-year-old school record for most all-purpose yards in a game that season with 331 yards against Buffalo in his final home game.

Annual All-Purpose Yards Leaders

Year	Player	Rush	Rec.	Int.	PR	KOR	Tot.
1940	Bill Dudley	469	60	83	210	356	1178
1941	Bill Dudley (led nation)	968	60	76	481	89	1674
1942	Eddie Bryant	48	40	40	112	76	391
1944	John Duda	716	19	26	0	28	799
1946	Ray Brown	387	14	43	60	115	619
1947	Bruce Bailey	398	40	0	165	143	746
1948	John Papit	885	8	0	0	146	1039
1949	John Papit (led nation)	1214	0	0	0	397	1611
1950	John Papit	949	62	0	7	108	1126
1951	Bobby Pate	440	64	0	0	145	649
1952	Gerry Furst	699	0	0	0	77	776
1953	Henry Strempek	315	51	18	35	240	659
1954	Herb Hartwell	390	104	0	0	110	604
1955	Jim Bakhtiar	733	55	0	0	151	939
1956	Jim Bakhtiar	879	15	0	0	113	1007
1957	Jim Bakhtiar	822	13	0	0	55	890
1958	Sonny Randle (led ACC)	13	642	32	47	506	1240
1959	Tom Gravins	359	195	0	9	346	909
1960	Fred Shepherd	529	68	0	1	85	683
1961	Bobby Freeman	187	70	0	81	162	500
1962	Terry Sieg	216	281	20	157	131	805
1963	John Pincavage	256	136	93	37	126	648
1964	John Pincavage	177	331	0	64	293	865
1965	John Pincavage (led ACC)	119	566	0	135	344	1164
1966	F. Quayle (led ACC, nation)	727	420	0	30	439	1616
1967	Frank Quayle (led ACC)	755	299	0	20	422	1496
1968	Frank Quayle (led ACC)	1213	426	0	0	230	1869
1969	Gary Helman	851	86	0	0	48	985
1970	Jim Lacey	609	13	0	0	360	982
1971	Kent Merritt	828	73	0	0	351	1252
1972	Kent Merritt	575	28	0	0	227	830
1973	Harrison Davis	5	773	0	0	81	859
1974	Joe Sroba	632	56	0	14	440	1142
1975	David Sloan	848	179	0	56	19	1102
1976	Joe Sroba	1	169	0	0	558	728
1977	Tommy Vigorito	326	65	0	21	504	916
1978	Tommy Vigorito	800	53	0	-14	83	922
1979	Greg Taylor	933	182	0	0	0	1115
1980	Tommy Vigorito	742	239	0	0	0	981

Year	Player	Rush	Rec.	Int.	PR	KOR	Tot.
1981	Greg Taylor	102	418	0	44	164	728
1982	Antonio Rice	764	67	0	0	0	831
1983	Howard Petty	835	116	0	0	0	951
1984	Barry Word	603	75	0	0	351	1029
1985	Barry Word (led ACC)	1224	76	0	0	76	1376
1986	Chris Warren	380	162	0	136	768	1446
1987	Marcus Wilson	692	134	0	0	212	1038
1988	Tim Finkelston	0	346	0	177	324	847
1989	Marcus Wilson	1098	161	0	0	284	1543
1990	Terry Kirby	1020	324	0	0	9	1353
1991	Terry Kirby	887	406	0	0	0	1293
1992	Terry Kirby (led ACC)	1130	241	0	0	1	1372
1993	Jerrold Washington	871	72	0	54	253	1250
1994	Tiki Barber	591	126	0	181	118	1016
1995	Tiki Barber (led ACC)	1397	216	0	272	21	1906
1996	Tiki Barber (led ACC)	1360	258	0	241	0	1859
1997	Terrence Wilkins	-2	506	0	94	441	1039
1998	Thomas Jones	1303	179	0	13	27	1522
1999	Thomas Jones (led ACC)	1798	239	0	17	0	2054
2000	Antwoine Womack	1028	81	0	0	97	1206
2001	Alvin Pearman	371	283	0	247	266	1167
2002	Wali Lundy	826	435	0	0	409	1670
2003	Alvin Pearman	643	518	0	38	128	1327
2004	Alvin Pearman (led ACC)	1037	402	0	314	185	1938
2005	Cedric Peerman	237	14	0	0	542	793
2006	Jason Snelling	772	282	0	0	0	1054
2007	Mikell Simpson	570	402	0	0	57	1029
2008	Cedric Peerman	774	193	0	0	108	1075
2009	Rashawn Jackson	461	222	0	0	13	696
2010	Perry Jones	646	224	0	45	191	1106
2011	Perry Jones	915	506	0	47	0	1468
2012	Khalek Shepherd	122	129	0	89	929	1269
2013	Kevin Parks	1031	329	0	0	0	1360
2014	Darius Jennings	115	521	0	0	677	1313
2015	Taquan Mizzell	671	721	0	0	96	1488
2016	Taquan Mizzell	940	404	0	0	33	1376
2017	Olamide Zaccheaus	182	895	0	0	145	1222
2018	Joe Reed	15	465	0	0	707	1187
2019	Joe Reed	42	679	0	0	796	1517

PUNTING RECORDS

Punts

Career—276, Russ Henderson, 1975-78
Season—85, Russ Henderson, 1977; Alec Vozenilek, 2013
Game—14, Billy Maxwell vs. South Carolina, 1972

Yardage

Career—11,951, Russ Henderson, 1975-78
Season—3,615, Russ Henderson, 1977
Game—537, Alec Vozenilek vs. BYU, 2013

Average (min. 5 punts)

Career—44.5, Nicholas Conte, 2015-16
Season—45.9, Russ Henderson, 1976
Game—52.3, Lester Coleman vs. Boston College, 2017

Longest Punts (60 yards or more)

80 Sam Maphis, 1923, Virginia Tech
 79 Ray Quillen, 1954, Lehigh
 78 Will Brice, 1994, Georgia Tech
 78 Nash Griffin, 2019, Louisville
 77 Alec Vozenilek, 2013, Pitt
 74 Russ Henderson, 1977, Syracuse
 73 Braxton Hill, 1965, West Virginia
 72 Kevin Ferguson, 1984, Georgia Tech
 72 Ed Garno, 1991, VMI
 71 Hal Trentham, 1970, Duke
 70 Hunter Richards, 1968, Navy
 70 Will Brice, 1994, North Carolina
 70 Mike Abrams, 2000, Brigham Young
 70 Nash Griffin, 2019, Florida
 69 Joel Dempsey, 1986, Wake Forest
 68 Whitey Michels, 1948, Virginia Tech
 68 Russ Henderson, 1975, Vanderbilt
 68 Jeff Walker, 1981, Maryland
 68 Donnie Scott, 1998, N.C. State
 67 Will Brice, 1996, N.C. State
 67 Mike Abrams, 2001, Florida State
 67 Nicholas Conte, 2015, Louisville
 67 Nicholas Conte, 2016, Virginia Tech
 66 Russ Henderson, 1976, Lehigh
 66 Jeff Walker, 1982, N.C. State
 66 Joel Dempsey, 1988, Virginia Tech
 66 Donnie Scott, 1998, Maryland
 65 Whitey Michels, 1948, Wash. & Lee
 64 Whitey Michels, 1949, Virginia Tech
 64 Harold Hoak, 1951, The Citadel
 64 Ford Mays, 1979, Clemson
 64 Fred Carter, 1987, North Carolina
 64 Will Brice, 1995, Texas
 64 Donnie Scott, 1999, BYU
 63 Russ Henderson, 1975, Maryland
 63 Jeff Walker, 1981, N.C. State

63 Donnie Scott, 1998, Duke
 63 Lester Coleman, 2017, W&M
 63 Lester Coleman, 2017, Georgia Tech
 62 Russ Henderson, 1978, Virginia Tech
 62 Joel Dempsey, 1988, Clemson
 62 Will Brice, 1993, Duke
 62 Will Brice, 1995, Wake Forest
 62 Will Brice, 1996, Georgia Tech
 62 Alec Vozenilek, 2014, BYU
 62 Lester Coleman, 2017, Duke
 62 Lester Coleman, 2017, North Carolina
 61 Russ Henderson, 1977, VMI
 61 Russ Henderson, 1978, Navy (2)
 61 Jeff Walker, 1985, Georgia Tech
 61 Will Brice, 1994, Duke
 61 Donnie Scott, 1998, Clemson
 61 Donnie Scott, 1998, Florida State
 61 Donnie Scott, 1999, N.C. State
 61 Mike Abrams, 2000, Florida State
 61 Ryan Weigand, 2007, Wyoming
 61 Lester Coleman, 2018, Indiana
 60 Jim Gillette, 1939, Hampden-Sydney
 60 Whitey Michels, 1949, Pennsylvania
 60 Henry Massie, 1963, North Carolina
 60 Hunter Richards, 1968, Navy
 60 Russ Henderson, 1975, Virginia Tech
 60 Russ Henderson, 1976, Washington
 60 Russ Henderson, 1976, VMI
 60 Russ Henderson, 1978, North Carolina
 60 Ford Mays, 1980, Virginia Tech
 60 Will Brice, 1994, North Carolina
 60 Will Brice, 1996, Florida State
 60 Lester Coleman, 2017, Boise State
 60 Lester Coleman, 2017, Boston College

Annual Punting Leaders

Year	Player	No.	Yds	Avg.	Blkd
1940	Bill Dudley	73	2540	34.8	0
1941	Bill Dudley	61	2185	35.8	2
1942	Tabb Gillette	54	1965	36.4	3
1944	Lucien Burnett	43	1452	33.8	4
1946	George Grimes	23	735	32.0	3
1947	George Grimes	50	2039	40.8	0
1948	Whitey Michels	41	1541	37.6	0
1949	Whitey Michels	42	1656	39.4	0
1950	Harold Hoak	45	1808	40.2	0
1951	Harold Hoak	43	1569	36.5	0
1952	Harold Hoak	57	2228	39.1	0
1953	Ray Quillen	24	865	36.0	0
1954	Henry Strempek	38	1388	36.5	1
1955	Wilson Tinsley	31	1140	36.8	0
1956	Alvin Cash	27	980	36.3	0
1957	Nelson Yarbrough	18	642	35.7	0
1958	Alvin Cash	15	520	34.7	0
1959	Joe Board	37	1346	36.4	0
1960	Wayne Ballard	19	599	31.5	0
1961	Tom Griggs	62	2075	33.5	0
1962	Tom Griggs	52	1892	36.4	1
1963	Tom Shuman	60	2210	36.8	1
1964	Tom Shuman	43	1491	34.7	1
1965	Braxton Hill	47	1763	37.5	0
1966	Paul Reeve	30	1055	35.2	0
1967	Braxton Hill	48	1766	36.8	0
1968	Hunter Richards	55	2019	36.7	2
1969	Hal Trentham	60	2174	36.2	0
1970	Hal Trentham	69	2671	38.7	1
1971	Billy Maxwell	71	2617	36.9	0
1972	Billy Maxwell	72	2526	35.1	0
1973	Billy Maxwell	50	1888	37.8	0
1974	Joe Jenkins	59	2157	36.6	0
1975	Russ Henderson	50	2108	42.2	0
1976	Russ Henderson	69	3168	45.9	0
1977	Russ Henderson (led ACC)	85	3615	42.5	0
1978	Russ Henderson (led ACC)	72	3060	42.5	0
1979	Ford Mays	64	2380	37.2	0
1980	Ford Mays	55	2187	39.8	0
1981	Jeff Walker	76	2920	38.4	0
1982	Jeff Walker	74	3020	40.8	0
1983	Jeff Walker	61	2404	39.4	0
1984	Kevin Ferguson	62	2443	39.4	0
1985	Jeff Walker	62	2467	39.8	0
1986	Joel Dempsey	60	2281	38.0	0
1987	Fred Carter	28	1070	38.2	0
1988	Joel Dempsey	46	1699	36.9	0
1989	Myron Martin	25	936	37.4	0
1990	Ed Garno	39	1662	42.6	0
1991	Ed Garno (led ACC)	47	1975	42.0	0
1992	Patrick Harkleroad	37	1395	37.7	0
1993	Will Brice	48	2025	42.2	0
1994	Will Brice	55	2230	40.5	0
1995	Will Brice	73	3007	41.2	0
1996	Will Brice	52	2323	44.7	0
1997	Frank Rotella	60	2398	40.0	1
1998	Donnie Scott	58	2473	42.6	0
1999	Donnie Scott	55	2233	40.6	0
2000	Mike Abrams	65	2768	42.6	0
2001	Mike Abrams	62	2616	42.2	0
2002	Tom Hagan	62	2273	36.7	0
2003	Tom Hagan	63	2193	34.8	0
2004	Sean Johnson	32	1131	35.3	0
2005	Chris Gould	53	2122	40.0	0
2006	Chris Gould	56	2148	38.4	0
2007	Ryan Weigand (led ACC)	52	2352	45.2	0
2008	Jimmy Howell	64	2494	39.0	0
2009	Jimmy Howell	66	2647	40.1	0
2010	Jimmy Howell	49	2066	42.2	0
2011	Jimmy Howell	62	2442	39.4	3
2012	Alec Vozenilek	66	2677	40.6	0
2013	Alec Vozenilek	85	3500	41.2	0
2014	Alec Vozenilek	58	2463	42.5	2
2015	Nicholas Conte	52	2322	44.7	1
2016	Nicholas Conte (led ACC)	74	3279	44.3	0
2017	Lester Coleman	75	3278	43.7	0
2018	Lester Coleman	51	2130	41.8	0
2019	Nash Griffin	57	2390	41.9	0



Ryan Weigand was the ACC's leading punter in 2007.



INTERCEPTIONS

Most Interceptions

Career—17, Keith McMeans, 1987-90

Season—9, Keith McMeans, 1987

Game—3, Eddie Bryant vs. Maryland, 1940; Reece Whitley vs. North Carolina, 1957; Pete Schmidt vs. Davidson, 1968; Mike Pettine vs. NC State, 1986; Keith McMeans vs. NC State, 1987; Anthony Poindexter vs. NC State, 1996; Rodney McLeod vs. Maryland, 2011

Most Int. Returned for TDs

Career—4, Randy Neal, 1991-94

Season—2, Randy Neal, 1992 and 1994

Game—2, Randy Neal vs. Virginia Tech, 1992

Interception Return Yardage

Career—296, Pat Chester, 1978-82

Season—141, Juan Thornhill, 2018

Game—97, Pat Chester vs. James Madison, 1979

Consecutive Games With An Interception

5, Anthony Harris, Oct. 19-Nov. 23, 2013


Longest Interception Returns

95	Ted Rzempoluch, Maryland, 1961
95	Antwan Harris, North Carolina, 1996
85	Nick Grant, William & Mary, 2019
79+	Bill Sinclair, Tulane, 1950
77	Randy Neal, Georgia Tech, 1994
70+	John Duda, Richmond, 1946
69+	Greg McClellan, Duke, 1991
69	Maurice Canady, Kent State, 2014
65+	Chase Minnifield, Richmond, 2010
64+	John Pincavage, William & Mary, 1963
64	Bob McGrail, Army, 1971
63+	Tony Blount, North Carolina, 1976
62	Bob Rannigan, Navy, 1968
62+	Pat Chester, James Madison, 1979
62+	Juan Thornhill, Miami, 2018
62+	Tim Harris, Virginia Tech, 2018
60	Lawrence Bauman, Richmond, 1947
60	Vic Hall, Richmond, 2008

+ Non-scoring play

Career Interception Leaders

	Player	Years	Int.	Yds.	Avg.	TD
1.	Keith McMeans	1987-90	17	88	5.2	0
2.	Pat Chester	1978-82	16	296	18.5	0
3.	Ronde Barber	1994-96	15	112	7.5	0
	Marcus Hamilton	2002-06	15	127	8.5	0
5.	Kevin Cook	1986-89	14	80	5.7	1
6.	Chase Minnifield	2008-11	13	164	12.6	1
	Juan Thornhill	2015-18	13	177	13.6	0
8.	Bryan Shumock	1977-80	12	209	17.4	1
	Joe Crocker	1992-95	12	76	6.3	1
	Anthony Poindexter	1995-98	12	141	11.8	0
11.	Pete Schmidt	1967-69	11	50	4.5	0
	Andy Minton	1968-70	11	140	12.7	1
	Derrick Glasper	1975-78	11	119	10.8	0
	Jason Wallace	1987-90	11	72	6.5	1
	Keith Lyle	1990-93	11	142	12.9	0
	Shernard Newby	1999-02	11	40	3.6	0
	Anthony Harris	2011-14	11	85	7.7	0
18.	Bill Dudley	1939-41	10	159	15.9	1
	Bill King	1950-52	10	114	11.4	1
	George Stetter	1964-66	10	161	16.1	0
	Steve Sroba	1971-73	10	56	5.6	0
	Percy Ellsworth	1992-95	10	32	3.2	0
	Paul London	1992-95	10	20	2.0	0
	Quin Blanding	2014-17	10	108	10.8	1



Keith McMeans finished his Cavalier career in 1990 with a school-record 17 interceptions. He led the nation in 1987 with nine.



Marcus Hamilton led the Cavaliers in interceptions three times in his career and he topped the ACC with six in 2005.

Annual Interception Leaders

Year	Player	Int.	Yds.	Avg.	TD
1940	Bill Dudley	6	83	13.8	1
1941	John Neff	5	54	10.8	0
	Bill Suhling	5	45	9.0	0
1942	Ed Kreich	4	70	17.5	0
	Tabb Gillette	4	40	10.0	0
1944	Lucien Burnett	4	57	14.3	0
1946	Ray Brown	2	43	21.5	0
1947	Whitey Michels	3	0	0.0	0
1948	Steve Osisek	3	45	15.0	0
	Whitey Michels	3	3	1.0	0
1949	Steve Osisek	3	60	20.0	0
	Gene Schroeder	3	24	8.0	0
1950	Tom Berry	2	36	18.0	0
	Jimmy Lesane	2	17	8.5	0
	Norman Scott	2	5	2.5	0
1951	Jimmy Lesane	4	71	17.8	1
1952	Bill King	6	83	13.8	0
1953	John Polzer	2	29	14.5	0
	Henry Strempek	2	18	9.0	0
1954	Rives Bailey	4	56	14.0	0
1955	Rives Bailey	2	7	3.5	0
	Herb Hartwell	2	3	1.5	0
1956	Alan Reynolds	2	38	19.0	0
	Jim Keyser	2	22	11.0	0
1957	Reece Whitley (led ACC)	5	81	16.2	0
1958	Sonny Randle	2	32	16.0	0
1959	Eight players tied with one				
1960	Carl Kuhn	4	39	9.8	0
1961	Stan Fischer	4	44	11.0	0
1962	Gary Cuzzo	4	36	9.0	0
	Bobby Freeman	4	18	4.5	0
1963	Tom Krebs (led ACC)	4	20	5.0	0
1964	Jim Donley	2	26	13.0	0
1965	George Stetter	4	99	24.8	0
1966	George Stetter	5	40	8.0	0
1967	Pete Schmidt	3	30	10.0	0
1968	Pete Schmidt	6	5	0.8	0
1969	Andy Minton	4	13	3.3	0
1970	Andy Minton	3	82	27.3	1
	Russ Bauda	3	24	8.0	0
1971	Steve Sroba	3	0	0.0	0
1972	Doug Jones	3	32	10.6	0
	Steve Sroba	3	31	10.3	0
1973	Steve Sroba	4	25	6.3	0
1974	Eric Dahlgren	4	28	7.0	0
1975	Butch Powers	3	15	5.0	0
1976	Tony Blount	3	96	32.0	0
1977	Derrick Glasper (led ACC)	5	104	20.8	0
1978	Bryan Shumock	4	41	10.3	0
1979	Pat Chester	5	103	20.6	0

Year	Player	Int.	Yds.	Avg.	TD
1980	Bryan Shumock (led ACC)	5	56	11.2	0
1981	Keith Lee	3	26	8.7	0
1982	Pat Chester	6	125	20.8	0
1983	Bart Farinholt	4	55	13.8	0
1984	Ray Daly (led ACC)	6	55	9.2	0
1985	Scott Lageman	2	20	10.0	0
	Kevin Gould	2	5	2.5	0
1986	Mike Pettine	5	36	7.2	0
1987	Keith McMeans (led nation, ACC) ⁹	5	35	3.9	0
1988	Keith McMeans (led ACC)	5	49	9.8	0
1989	Jason Wallace	5	44	8.8	0
1990	Keith McMeans	3	4	1.3	0
	Jason Wallace	3	8	2.7	0
1991	Keith Lyle	2	68	34.0	0
	Carl Smith	2	19	9.5	0
1992	Keith Lyle	4	31	7.8	0
1993	Keith Lyle	5	43	8.6	0
1994	Ronde Barber (led ACC)	8	56	7.0	0
1995	Percy Ellsworth	6	21	3.5	0
	Paul London	6	20	3.3	0
1996	Stephen Phelan	4	21	5.3	0
	Anthony Poindexter	4	58	14.5	0
1997	Anthony Poindexter	4	55	13.8	0
1998	Adrian Burnim	4	36	9.0	0
1999	Jerton Evans	4	1	0.2	0
2000	Ahmad Hawkins	4	31	7.8	0
2001	Shernard Newby	5	39	7.8	0
2002	Shernard Newby	3	1	0.3	0
2003	Almondo Curry (led ACC)	6	133	22.2	1
2004	Marcus Hamilton	4	-2	-0.5	0
2005	Marcus Hamilton (led ACC)	6	28	4.7	0
2006	Marcus Hamilton	5	101	20.2	0
2007	Jeffrey Fitzgerald	2	25	12.5	1
	Ras-I Dowling	2	17	8.5	0
	Jon Copper	2	7	3.5	0
2008	Ras-I Dowling	3	0	0.0	0
2009	Chris Cook	4	66	16.5	1
2010	Chase Minnifield	6	80	13.3	0
2011	Rodney McLeod	4	15	3.8	0
2012	Maurice Canady	2	39	19.5	0
2013	Anthony Harris (led nation, ACC)	8	42	5.3	0
2014	Quin Blanding	3	6	2.0	0
	Maurice Canady	3	69	23.0	1
2015	Darius Latimore	2	8	4.0	0
2016	Juan Thornhill	3	32	10.7	0
2017	Quin Blanding	4	72	18.0	1
	Brenton Nelson	4	31	7.8	0
	Juan Thornhill	4	4	1.0	0
2018	Juan Thornhill	6	141	23.5	0
2019	Joey Blount	3	66	22.0	0



DEFENSIVE RECORDS

Most Tackles

Career—495, Quin Blanding, 2014-17

Season—155, Angelo Crowell, 2002

Game—24, Stuart Anderson vs. NC State, 1979

Most Solo Tackles

Career—295, Jamie Sharper, 1993-96

Season—98, Randy Neal, 1993

Game—16, Phil Thomas vs. North Carolina, 1987; Randy Neal vs. Clemson, 1993

Most Assisted Tackles

Career—235, Quin Blanding, 2014-17

Season—94, Keith Lee, 1981

Game—14, Anthony Poindexter vs. Virginia Tech, 1996

Fumbles Recovered

Career—7, Anthony Poindexter, 1995-98

Season—4, Jamie Sharper, 1996

Game—2, Bryan Shumock vs. Richmond, 1979; Scott Matheson vs. VMI, 1985; Phil Thomas vs. Georgia Tech, 1988; Mike Frederick vs. NC State, 1993; Anthony Poindexter vs. Georgia Tech, 1997; Anthony Poindexter vs. Duke, 1998; Jermaine Hardy vs. South Carolina, 2002; Eli Hanback vs. Ohio, 2018

Fumbles Caused

Career—11, Stuart Anderson, 1978-81

Season—5, Stuart Anderson, 1979; Tony Blount, 1979; Merrill Robertson, 2002; Vic Hall, 2008

Game—2, Tom Kilgannon vs. Navy, 1984; Rayotis Perkins vs. So. Carolina, 1986; Ron Carey vs. Georgia Tech, 1988; Tyrone Lewis vs. North Carolina, 1988; Patrick Kerney vs. Clemson, 1997; Wale Elegbe vs. Georgia Tech, 1997; Ljubomir Stamenich vs. NC State, 1999; Merrill Robertson vs. Penn State, 2002

Career Tackle Leaders

	Name, Position	Years	Tackles	Solos	Assists
1.	Quin Blanding, S	2014-17	495	260	235
2.	Jamie Sharper, LB	1993-96	435	295	140
3.	Charles McDaniel, LB	1982-85	432	216	216
4.	Angelo Crowell, LB	1999-02	420	256	164
5.	Micah Kiser, LB	2014-17	411	188	223
6.	Byron Thweatt, LB	1997-00	387	246	141
7.	James Farrior, LB	1993-96	381	252	129
8.	Steve Greer, LB	2009-12	376	155	221
9.	Russ Swan, LB	1982-85	373	181	192
10.	Randy Neal, LB	1991-94	367	248	119
11.	Stuart Anderson, DL/LB	1978-81	354	130	224
12.	Wali Rainer, LB	1995-98	347	201	146
13.	Anthony Poindexter, S	1995-98	342	167	175
14.	RJ. Killian, LB	1990-93	316	219	97
15.	Phil Thomas, LB	1986-89	306	210	96

Season Tackle Leaders

	Name, Position	Year	Tackles	Solos	Assists
1.	Angelo Crowell, LB	2002	155	92	63
2.	Micah Kiser, LB	2017	145	50	95
3.	Angelo Crowell, LB	2001	144	87	57
4.	Randy Neal, LB	1993	139	98	41
5.	Quin Blanding, S	2017	137	62	75
6.	Wali Rainer, LB	1998	134	82	52
	Micah Kiser, LB	2016	134	65	69
8.	Charles McDaniel, LB	1983	130	73	57
9.	Yubrenal Isabelle, LB	2000	128	66	62
10.	Keith Lee, LB	1981	127	33	94
11.	Russ Swan, LB	1985	125	58	67
	Byron Thweatt, LB	2000	125	80	45
13.	Jamie Sharper, LB	1996	123	77	46
	Quin Blanding, S	2014	123	60	63
15.	James Farrior, LB	1995	122	72	50
	Merrill Robertson, LB	2002	122	74	48
	Steve Greer, LB	2012	122	74	48



Angelo Crowell owns the best mark in the Cavalier record book for tackles in a season.



Chris Slade has the most career sacks and tackles for loss in Virginia history.

Annual Tackle Leaders

Year	Name, Position	Solos	Assists	Tackles
1978	Ken Newsome, LB	12	68	80
1979	Stuart Anderson, DL	26	55	81
1980	Stuart Anderson, DL	36	62	98
1981	Keith Lee, LB	33	94	127
1982	Charles McDaniel, LB	57	52	109
1983	Charles McDaniel, LB	73	57	130
1984	Charles McDaniel, LB	47	54	101
1985	Russ Swan, LB	58	67	125
1986	Sean Scott, DE	40	48	88
1987	Jeff Lageman, LB	63	26	89
1988	Jeff Lageman, LB	74	43	117
1989	Phil Thomas, LB	80	24	104
1990	P.J. Killian, LB	53	34	87
1991	Chris Slade, DE	30	69	99
1992	P.J. Killian, LB	67	32	99
1993	Randy Neal, LB (led ACC)	98	41	139
1994	Jamie Sharper, LB	83	35	118
1995	James Farrior, LB	72	50	122
1996	Jamie Sharper, LB	77	46	123
1997	Wali Rainer, LB	66	52	118
1998	Wali Rainer, LB	82	52	134
1999	Shannon Taylor, LB	57	24	81
2000	Yubrenal Isabelle, LB	66	62	128
2001	Angelo Crowell, LB	87	57	144
2002	Angelo Crowell, LB	92	63	155
2003	Ahmad Brooks, LB	68	49	117
2004	Ahmad Brooks, LB	39	51	90
2005	Kai Parham, LB	57	46	103
2006	Jon Copper, LB	39	42	81
2007	Jon Copper, LB	56	53	109
2008	Jon Copper, LB	57	44	101
2009	Steve Greer, LB	49	43	92
2010	La'Roy Reynolds, LB	24	42	66
2011	Steve Greer, LB	43	60	103
2012	Steve Greer, LB	45	77	122
2013	Henry Coley, LB	43	48	91
2014	Quin Blanding, S	60	63	123
2015	Micah Kiser, LB (led ACC)	64	53	117
2016	Micah Kiser, LB (led ACC)	65	69	134
2017	Micah Kiser, LB (led ACC)	50	95	145
2018	Juan Thornhill	62	36	98
2019	Zane Zandier	49	59	108

Career Quarterback Sacks

	Name, Position	Years	Sacks
1.	Chris Slade, DE	1989-92	40
2.	Clint Sintim, LB	2005-07	29
3.	Darryl Blackstock, LB	2002-04	27
4.	Mike Frederick, DE	1991-94	26
5.	Patrick Kerney, DE	1995-98	24
6.	Stuart Anderson, DL/LB	1978-81	23
8.	Duane Ashman, DE	1993-96	23
	Sean Scott, DE	1984-87	21
	Chris Long, DE	2004-07	21
10.	Micah Kiser, LB	2014-17	19
11.	Ron Mattes, DT	1981-84	18
12.	Eli Harold, DE	2012-14	17.5
13.	Chris Peace, OLB	2015-18	17
14.	Wali Rainer, LB	1995-98	16
15.	Tom Kilgannon, DT	1981-84	15
	Jon Harris, DE	1993-96	15

Season Quarterback Sacks

	Name, Position	Year	Sacks
1.	Chris Slade, DE (led ACC)	1992	15
	Patrick Kerney, DE (led ACC)	1998	15
3.	Chris Slade, DE	1991	14
	Chris Long, DE (led ACC)	2007	14
5.	Clint Sintim, LB	2008	13
6.	Mike Frederick, DE	1993	11
	Darryl Blackstock, LB	2004	11
8.	Darryl Blackstock, LB	2002	10
9.	Ron Mattes, DT	1984	9
	Matt Quigley, DT/NG	1991	9
	Wali Rainer, LB	1997	9
	Kai Parham, LB	2005	9
	Clint Sintim, LB	2007	9
	Max Valles, LB	2014	9
15.	Eli Harold, DE	2013	8.5

Career Tackles for Loss

	Name, Position	Year	TFL
1.	Chris Slade, DE	1989-92	56
2.	Mike Frederick, DE	1991-94	50
3.	Clint Sintim, LB	2005-08	43
4.	Stuart Anderson, DL/LB	1978-81	42
5.	Darryl Blackstock, LB	2002-04	41.5
6.	Jamie Sharper, LB	1993-96	41
7.	Chris Long, DE	2004-07	38
8.	Sean Scott, DE	1984-87	37
	Duane Ashman, DE	1993-96	37
10.	Eli Harold, DE	2012-14	36.5
11.	Kai Parham, LB	2003-05	32.5
	Cam Johnson, DE/LB	2008-11	32.5
	Micah Kiser, LB	2014-17	32.5
14.	Patrick Kerney, DE	1995-98	32
	Wali Rainer, LB	1995-98	32

Season Tackles for Loss

	Name, Position	Year	TFL
1.	Chris Slade, DE	1991	21
	Mike Frederick, DE (led ACC)	1993	21
	Patrick Kerney, DE	1998	21
4.	Chris Slade, DE	1992	20
5.	Chris Long, DE (led ACC)	2007	19
6.	Jamie Sharper, LB	1996	17
7.	Matt Quigley, DT	1991	15
	Mike Frederick, DE	1994	15
	Wali Rainer, LB	1997	15
	Shannon Taylor, LB	1999	15
	Eli Harold, DE	2013	15
12.	Darryl Blackstock, LB	2003	14.5
	Kai Parham, LB	2005	14.5
	Cam Johnson, DE	2010	14.5
	Eli Harold, DE	2014	14.5



TEAM RECORDS

First Downs—Total

Most Game—36 vs. Davidson, 1968;
vs. William & Mary, 1990
Most Season—296, 2019
Fewest Game—3, vs. Pittsburgh, 1953
Fewest Season—81, 1953

First Downs—Rushing

Most Game—25 vs. Davidson, 1968
Most Season—151, 2004
Fewest Game—0 vs. Navy, 1942;
vs. Maryland, 1980
Fewest Season—53, 1953

First Downs—Passing

Most Game—22 vs. Georgia Tech, 2013
Most Season—180, 2019
Fewest Game—0, many times
Fewest Season—11, 1944

Rushing—Attempts

Most Game—72 vs. VMI, 1961
Most Season—593, 1985
Fewest Game—7 vs. North Carolina, 1943
Fewest Season—274, 1942

Rushing—Yards

Most Game—514 vs. Hampden-Sydney, 1946
Most Season—2914, 2004
Fewest Game—(-17) vs. Maryland, 1980
Fewest Season—576, 1942

Passing—Attempts

Most Game—66 vs. Indiana, 2017
Most Season—519, 2017
Fewest Game—0, many times
Fewest Season—77, 1944

Passing—Completions

Most Game—43 vs. Georgia Tech, 2013
Most Season—337, 2019
Fewest Game—0, many times
Fewest Season—30, 1944

Passing—Interceptions

Most Game—6 vs. Pennsylvania, 1946; vs.
Richmond, 1946; vs. Maryland, 1958
Most Season—34, 1972
Fewest Game—0, many times
Fewest Season—2, 1991

Passing—Yards

Most Game—480 vs. Louisiana Tech, 2012
Most Season—3748, 2019
Fewest Game—(-1) vs. Michigan, 1971
Fewest Season—398, 1944

Passing—Touchdowns

Most Game—6 vs. Ohio, 1993; Buffalo, 1999
Most Season—32, 2002
Fewest Game—0, many times
Fewest Season—2, 1956, 1963, 1969

Total Offense—Plays

Most Game—102 vs. BYU, 2014
Most Season—995, 2013
Fewest Game—31 vs. Clemson, 1955
Fewest Season—371, 1942

Total Offense—Yards

Most Game—691 vs. Davidson, 1968
Most Season—5516, 1990
Fewest Game—41 vs. Clemson, 1963
Fewest Season—1540, 1953

Interceptions By—Number

Most Game—5, 10 times
(most recent: at Duke, 2016)
Most Season—27, 1994
Fewest Game—0, many times
Fewest Season—4, 2012, 2015

All-Time Attendance Highs

Top-10 Home Crowds

Date	Attendance	Opponent	Result
Aug. 30, 2008	64,947	Southern California	USC won, 52-7
Nov. 13, 2004	63,701	Miami	Miami won, 31-21
Nov. 19, 2005	63,344	Virginia Tech	Va. Tech won, 52-14
Oct. 15, 2005	63,106	Florida State	UVA won, 26-21
Nov. 6, 2004	63,072	Maryland	UVA won, 16-0
Oct. 18, 2003	62,875	Florida State	FSU won, 19-14
Sept. 11, 2004	62,790	North Carolina	UVA won, 56-24
Oct. 7, 2004	61,833	Clemson	UVA won, 30-10
Aug. 30, 2003	61,737	Duke	UVA won, 27-0
Nov. 24, 2007	61,711	Virginia Tech	Va. Tech won, 33-21

Top-10 Away Crowds

Date	Attendance	Opponent	Result
Nov. 9, 2002	108,698	Penn State	Penn State won, 35-14
Aug. 26, 1995	101,444	Michigan	Michigan won, 18-17
Nov. 1, 1980	94,333	Tennessee	UVA won, 16-13
Sept. 9, 1989	85,956	Penn State	UVA won, 14-6
Oct. 16, 2004	84,155	Florida State	Florida State won, 36-3
Oct. 12, 1991	83,000	Clemson	Tie, 20-20
Nov. 4, 2006	82,804	Florida State	Florida State won, 33-0
Nov. 8, 2014	82,325	Florida State	Florida State won, 34-20
Oct. 7, 1989	82,000	Clemson	Clemson won, 34-20
Sept. 18, 1971	81,391	Michigan	Michigan won, 56-0

Interceptions By—Yards

Most Game—128 vs. Maryland, 1961
Most Season—423, 1979
Fewest Game—0, many times
Fewest Season—28, 1955

Punting—Number

Most Game—15 vs. South Carolina, 1972
Most Season—85, 1942, 1977, 2013
Fewest Game—0, several times
Fewest Season—40, 1960, 1990

Punting—Average

Highest Game (min. 5)—52.3 vs. Boston College, 2017
Highest Season—45.9, 1976
Lowest Game—0, several times
Lowest Season—30.6, 1955

Punt Returns—Number

Most Game—11 vs. VMI, 1942; vs. Richmond, 1944
Most Season—59, 1941
Fewest Game—0, many times
Fewest Season—12, 1959

Punt Returns—Yards

Most Game—195 vs. Lehigh, 1940
Most Season—859, 1941
Fewest Game—0, many times
Fewest Season—72, 1959

Kickoff Returns—Number

Most Game—10 vs. Maryland, 1975
Most Season—61, 1959
Fewest Game—0, many times
Fewest Season—11, 1941

Kickoff Returns—Yards

Most Game—231 vs. Boise State, 2015
Most Season—1138, 2011
Fewest Game—0, many times
Fewest Season—191, 1941

Scoring—Points

Most Game—136 vs. Randolph Macon, 1890
(modern record: 71 vs. Hampden-Sydney, 1946)
Most Season—449, 2019
Fewest Game—0, many times
Fewest Season—39, 1935

Scoring—Touchdowns

Most Game—31* vs. Randolph Macon, 1890
(modern record: 11 vs. Hampden-Sydney, 1946)
Most Season—56, 1990
Fewest Game—0, many times
Fewest Season—6, 1935, 1977
*in 1890 TDs counted 4 points

Scoring—PAT (kick)

Most Game—12 vs. Johns Hopkins, 1894
(modern record: 9 vs. James Madison, 1979)
Most Season—51, 1990; 2019
Fewest Game—0, many times
Fewest Season—3, 1935, 1953, 1959

Scoring—Field Goals

Most Game—5 vs. Virginia Tech, 1994; Georgia
Tech, 2003; North Carolina, 2007
Most Season—23, 2003
Fewest Game—0, many times
Fewest Season—0, many times

Scoring—Field Goals Attempted

Most Game—6 vs. North Carolina, 1998
Most Season—29, 1996
Fewest Game—0, many times
Fewest Season—0, many times

Fumbles—Number

Most Game—11 vs. VMI, 1950
Most Season—41, 1947
Fewest Game—0, many times
Fewest Season—13, 1985, 2004, 2015

Fumbles—Lost

Most Game—7 vs. West Virginia, 1949
Most Season—23, 1946
Fewest Game—0, many times
Fewest Season—5, 2004, 2005

Giveaways

Most Game—9 vs. Richmond, 1946 (6 int., 3 fum.);
vs. South Carolina, 1952 (3 int., 6 fum.)
Most Season—47, 1972 (34 int., 13 fum.)
Fewest Game—0, many times
Fewest Season—10, 2004 (5 int., 5 fum.)

Takeaways

Most Game—9 vs. Virginia Tech, 1952
(3 int., 6 fum.); vs. Virginia Tech, 1957
(5 int., 4 fum.)
Most Season—42, 1979 (18 int., 24 fum.)
Fewest Game—0, many times
Fewest Season—12, 2012 (4 int., 8 fum.)

Penalties—Number

Most Game—17 vs. Davidson, 1968
Most Season—98, 2010
Fewest Game—0 vs. West Virginia, 1973;
vs. Navy, 1974; vs. Georgia Tech, 1984; vs. Clemson,
1991; Maryland, 2004; vs. Richmond, 2016
Fewest Season—26, 1940

Penalties—Yards

Most Game—231 vs. Davidson, 1968
Most Season—880, 2010
Fewest Game—0 vs. West Virginia, 1973; vs.
Navy, 1974; vs. Georgia Tech, 1984; vs. Clem-
son, 1991; Maryland, 2004; vs. Richmond, 2016
Fewest Season—258, 1940

Miscellaneous Team Records

Won-Lost Record—Home and Away

	Won	Lost	Tied	Pct.
Home	433	226	23	.652
Away	161	324	21	.339
Neutral	74	63	4	.539
Total	668	613	48	.521

130 Seasons:

72 Winning Seasons
8 .500 Seasons
50 Losing Seasons

Consecutive Wins

10 (1914-15, 1951-52)

Consecutive Wins in a Season

7 (1914, 1945, 1949, 1990, 2007)

Consecutive Games without a Loss in a Season

9 (1984)

Consecutive Wins at Home

24 Virginia Tech (Nov. 11, 1899) to NC State
(Oct. 1904). Navy ended the streak
Nov. 1904 (5-0).

Consecutive Wins at Home Since 1937

12 George Washington (Sept. 23, 1950) to
George Washington (Oct. 11, 1952). Duke
ended streak Oct. 25, 1952. NC State (Nov.
5, 1988) to NC State (Oct. 13, 1990).
Georgia Tech ended streak Nov. 3, 1990.

Consecutive Games Undefeated at Home

28 (1 tie)—Richmond (Oct. 2, 1894) to
Vanderbilt (Nov. 12, 1898). Navy ended
streak Nov. 1898 (6-0).

Consecutive Shutouts

10 Randolph-Macon (Sept. 1908) to
St. John's (Oct. 1909)
8 Navy (Oct. 23, 1909) to VMI (Oct. 1910)

Consecutive Shutouts in a Season

6 (1902, 1908)

Consecutive Games Scoring

195 VMI (9/15/84) to North Carolina
(10/28/2000)

Consecutive Games with an Interception

39# Nov. 6, 1993 through Nov. 29, 1996
#NCAA Record

Most Points Scored in a Season

449 points	2019	14 games
442 points	1990	11 games*
414 points	1894	10 games
402 points	2002	14 games
370 points	2018	13 games
364 points	2003	13 games
363 points	2004	12 games
353 points	1914	9 games
350 points	1994	11 games*
	1989	12 games*
344 points	1995	12 games*

* bowl game not included

Most Points Scored in an ACC Game (Win) Total

84 UVA 44 vs. North Carolina 40 (1973)

Most Points Scored in an ACC Game (Loss) Total

103 UVA 48 vs. Duke 55 (2010)

Fewest Points Allowed in a Season

9 points	1908	8 games
11 points	1909	8 games
31 points	1925	9 games
42 points	1941	9 games

Biggest ACC Win Margin

UVA 59 Duke 0 (1990)

Biggest ACC Loss Margin

UVA 0 Clemson 55 (1984)

Biggest Win Margin

UVA 136 Randolph-Macon 0 (1890)

Biggest Defeat Margin

UVA 0 Princeton 115
(1890)

Most Wins in a Season

10 (1989)

Milestone Wins—History

1	Nov. 20, 1888	Pantops Academy	20-0
100	Nov. 24, 1904	North Carolina	12-
11			
200	Oct. 11, 1924	Randolph-Macon	26-6
300	Oct. 23, 1948	VMI	26-
14			
400	Sept. 29, 1973	Duke	7-3
500	Sept. 25, 1993	Duke	35-0
600	Sept. 8, 2007	Duke	24-
13			

Milestone Wins—Scott Stadium

1	Sept. 24, 1932	Hampden-Sydney	32-0
50	Oct. 20, 1951	VMI	34-
14			
100	Sept. 21, 1974	William & Mary	38-
28			
150	Sept. 28, 1991	Duke	34-3
200	Sept. 21, 2002	Akron	48-
29			
250	Oct. 4, 2014	Pitt	24-
19			

Opening Day Record

83-38-9 .673 1888-2019

Record at Scott Stadium (Oct. 15, 1931-2019)

272-193-12 .583

Virginia Team Defense - Game

	Fewest	Most
First Downs	0, NC State, 1944	36, East Carolina, 1975
Rushing		
Attempts	15, Duke, 1993	86, Georgia Tech, 1976
Yards	- 45, Wake Forest, 1996	633, East Carolina, 1975
Passing		
Attempts	0, several times	69, Texas Tech, 2007
Completions	0, several times	44, Texas Tech, 2007
Yards	- 2, Vanderbilt, 1952	487, Florida State, 1995
Touchdowns	0, many times	5, South Carolina, 1968
		5, Fresno State, 2004
Interceptions		
Intercepted	0, many times	5, nine times
Yards	0, many times	128, Maryland, 1961
Total Defense		
Plays	26, NC State, 1945	102, North Carolina, 1959
Yards	7, Hampden-Sydney, 1944	802, Maryland, 1975
Punting		
Number	0, several times	16, Virginia Tech, 1941
Average	0, several times	52.2, (5) Georgia Tech, 2016
Penalties		
Number	0, Hampden-Sydney, 1941	16, North Carolina, 1975
	0, Virginia Tech, 1941	
Yards	0, teams above	146, Washington, 1977
Fumbles		
Number	0, many times	11, NC State, 1977
Lost	0, many times	6, Virginia Tech, 1952; West Virginia, 1954; Wake Forest, 1966; James Madison, 1979; South Carolina, 2002



THE LONGEST PLAYS

The Longest Run From Scrimmage:

by Virginia - 96 yards Mikell Simpson vs. Texas Tech
Jan. 1, 2008
by Opponent - 90 yards Joe Bellino (Navy)
Nov. 12, 1960
LaMont Jordan (Maryland)
Nov. 20, 1999

The Longest Pass Completion:

by Virginia - 97 yards Harry Martin to Bus
Male to John Leys
vs. Navy, Oct. 10,
1935
by Opponent - 99 yards Dondrial Pinkins
to Troy Williamson (South Carolina),
Sept. 6, 2003

The Longest Kickoff Return:

by Virginia - 100 yards Tavon Mason vs. Georgia Tech
Nov. 10, 2001
Marquis Weeks vs. North Carolina
Oct. 19, 2002
Marquis Weeks vs. North Carolina
Sept. 11, 2004
Joe Reed vs. William & Mary
Sept. 6, 2019
by Opponent - 100 yards Dick Pawlewicz
(William & Mary) Sept. 21, 1974
Freddie Parham
(Southern Miss.) Sept. 19, 2009
Stefon Diggs
(Maryland) Oct. 13, 2012

The Longest Punt Return:

by Virginia - 95 yards Harry Martin to Bus Male to
Martin vs. Maryland
Nov. 2, 1935
by Opponent - 95 yards Carl Brazell (South Carolina)
Nov. 26, 1955

The Longest Interception Return:

by Virginia - 95 yards Ted Rzempoluch
vs. Maryland, Nov. 25, 1961
Antwan Harris vs. North Carolina,
Nov. 16, 1996
by Opponent - 89 yards Antwon Black
(North Carolina), Sept. 4, 1999

The Longest Field Goal:

by Virginia - 56 yards Kenny Stadlin vs. Va. Tech,
Sept. 29, 1984
Rafael Garcia vs. Texas, Oct. 21, 1995
by Opponent - 56 yards Paul Engle (Virginia Tech)
Oct. 15, 1977

The Longest Punt:

by Virginia - 80 yards Sam Maphis vs. Virginia Tech
Nov. 9, 1923
by Opponent - 77 yards Rodney Williams, (Georgia
Tech), Oct. 5, 1996

The Longest Run With Fumble:

by Virginia - 92 yards Art Thomas vs. Penn State
Dec. 1, 2001
by Opponent - 93 yards Antwan Edwards (Clemson)
Sept. 19, 1998



Marquis Weeks had two 100-yard kick returns in his career, both against North Carolina.

Opponents' Individual Records

Rushing

	No.	Player	School	Year
Most Rushes	40	Cyrus Lawrence	Virginia Tech	1980
Most Yards	328	Derrick Fenner	North Carolina	1986
Fewest Yards	(-) 78	Murphy Sprinkel	VMI	1968
Most Touchdowns	5	Zach Abey	Navy	2017

Passing

	No.	Player	School	Year
Most Attempts	69	Graham Harrell	Texas Tech	2007
Most Completions	44	Graham Harrell	Texas Tech	2007
Most Yards	486	George Godsey	Georgia Tech	2001
Most Touchdowns	5	Tommy Suggs	South Carolina	1968
	5	Paul Pinegar	Fresno State	2004

Total Offense

	No.	Player	School	Year
Most Total Plays	73	Graham Harrell	Texas Tech	2007
Most Total Yards	477	George Godsey	Georgia Tech	2001
Most Points	26	Wray Carlton	Duke	1957

Receiving

	No.	Player	School	Year
Most Receptions	16	Greg Jennings	Western Michigan	2005
	16	Quinshad Davis	North Carolina	2012
Most Yards	243	Dez White	Georgia Tech	1998
Most Touchdowns	3	Fred Ziegler	South Carolina	1968
	3	Dez White	Georgia Tech	1998

YEAR-BY-YEAR STATISTICS

Virginia Totals

Year	G	Rushing				Passing				Total Offense		Scoring			FGM-FGA	First Dns
		att.	yds	YPG	TD	A-C-I	yds	YPG	TD	yds	YPG	pts	PPG	TD		
1946	9	394	1874	208.2	18	121-44-19	661	73.4	6	2535	281.7	180	20.0	27	0-	107
1947	10	438	2185	218.5	27	132-59-10	892	89.2	8	3077	307.7	244	24.4	36	0-	127
1948	9	405	1834	203.8	15	118-60-11	733	81.4	9	2567	285.2	175	19.4	26	0-0	108
1949	9	476	2066	229.6	18	131-59-11	977	108.6	12	3043	338.1	199	22.1	30	0-0	124
1950	10	474	1980	198.0	20	162-82-15	1355	135.5	18	3335	333.5	260	26.0	40	0-0	171
1951	9	545	2402	266.9	25	141-64-12	749	83.2	11	3151	350.1	278	30.9	41	0-0	169
1952	10	559	2525	252.5	24	148-58-20	867	86.7	12	3392	339.2	297	29.7	43	0-0	153
1953	9	392	961	106.8	6	113-51-14	579	64.3	3	1540	171.1	75	8.3	12	0-0	81
1954	9	394	1162	129.1	7	135-53-19	716	79.6	6	1878	208.7	113	12.6	16	1-1	107
1955	10	497	1917	191.7	11	128-49-16	474	47.4	3	2391	239.1	96	9.6	14	0-1	134
1956	10	488	1475	147.5	11	177-78-15	919	91.9	2	2394	239.4	92	9.2	13	1-3	134
1957	10	476	1546	154.6	12	187-75-17	938	93.8	6	2484	248.4	117	11.7	18	0-1	148
1958	10	377	990	99.0	7	280-137-26	1386	138.6	6	2376	237.6	89	8.9	13	1-2	140
1959	10	391	933	93.3	8	227-112-24	1168	116.8	4	2101	210.1	80	8.0	12	1-1	122
1960	10	480	1840	184.0	10	203-79-18	899	89.9	5	2739	273.9	103	10.3	15	0-0	178
1961	10	508	1363	136.3	8	170-74-12	807	80.7	6	2170	217.0	123	12.3	16	0-3	144
1962	10	425	1534	153.4	21	207-112-11	1256	125.6	7	2790	279.0	194	19.4	29	1-1	140
1963	10	422	1041	104.1	7	153-61-11	639	63.9	2	1680	168.0	76	7.6	10	2-5	107
1964	10	402	1485	148.5	16	236-123-19	1642	164.2	7	3127	312.7	163	16.3	23	2-4	160
1965	10	397	1178	117.8	15	283-150-18	1879	187.9	9	3057	305.7	170	17.0	25	0-2	175
1966	10	404	1479	147.9	16	242-116-10	1604	160.4	12	3083	308.3	214	21.4	29	4-8	161
1967	10	553	2099	209.9	19	158-75-12	1013	101.3	4	3112	311.2	172	17.2	25	1-7	174
1968	10	574	2800	280.0	27	242-118-15	1594	159.4	17	4394	439.4	316	31.6	46	0-4	217
1969	10	567	1745	174.5	13	220-104-13	1258	125.8	2	3003	300.3	115	11.5	15	3-8	169
1970	11	518	1873	170.3	20	286-139-24	1797	163.4	12	3670	333.6	240	21.8	34	3-7	193
1971	11	491	1601	145.5	7	288-120-22	1474	134.0	7	3075	279.5	134	12.2	16	8-18	177
1972	11	445	1587	144.3	8	372-153-34	2011	182.8	15	3598	327.1	199	18.1	25	8-11	195
1973	11	525	2337	212.5	15	249-105-17	1741	158.3	10	4078	370.7	199	18.1	26	6-23	210
1974	11	573	1960	178.2	11	295-149-18	1813	164.8	15	3773	343.0	207	18.8	27	6-17	230
1975	11	497	1946	176.9	17	302-145-20	1733	157.5	5	3679	334.5	175	15.9	22	7-8	223
1976	11	439	1261	114.6	6	227-101-15	1253	113.9	7	2514	228.5	106	9.6	13	6-11	149
1977	11	470	1082	98.4	3	185-87-11	929	84.5	3	2011	182.8	56	5.1	6	5-11	119
1978	11	517	1772	161.1	13	204-99-18	1197	108.8	5	2969	269.9	139	12.6	19	3-9	158
1979	11	527	2428	220.7	20	206-93-19	1221	111.0	7	3649	331.7	258	23.5	33	9-16	187
1980	11	474	1396	126.9	11	240-120-15	1484	134.9	3	2880	261.8	144	13.1	16	11-16	156
1981	11	452	1284	116.7	3	323-155-24	1814	164.9	11	3098	281.6	127	11.5	15	7-14	185
1982	11	523	1740	158.2	15	292-123-18	1904	173.1	10	3644	331.3	208	18.9	25	11-19	193
1983	11	542	2390	217.3	20	284-136-15	1970	179.1	11	4360	396.4	252	22.9	31	12-16	236
1984	11	583	2542	231.1	27	237-119-15	1745	158.6	12	4287	389.7	298	27.1	39	9-13	218
1985	11	593	2703	245.7	22	221-106-9	1354	123.1	9	4057	368.8	262	23.8	31	16-19	218
1986	11	468	1753	159.4	9	346-179-19	2331	211.9	11	4084	371.3	198	18.0	22	15-22	213
1987	11	502	1863	169.4	20	314-185-11	2442	222.0	13	4305	391.4	270	24.5	33	13-19	241
1988	11	510	1719	156.3	15	283-141-14	2158	196.2	15	3877	352.5	251	22.8	30	14-20	211
1989	12	584	2594	216.2	22	257-140-10	2340	195.0	20	4934	411.2	350	29.2	43	16-20	251
1990	11	520	2831	257.4	31	284-173-12	2685	244.1	24	5516	501.5	442	40.2	56	15-17	266
1991	11	462	2063	187.5	16	269-162-2	2333	212.1	22	4396	399.6	313	28.5	40	11-17	223
1992	11	513	2589	235.4	19	261-144-13	1827	166.1	21	4416	401.5	341	31.0	44	13-16	229
1993	11	472	2202	200.2	20	285-171-14	2383	216.6	20	4585	416.8	304	27.6	40	8-12	226
1994	11	519	2057	187.0	21	303-183-12	2394	217.6	16	4451	404.6	350	31.8	43	17-21	222
1995	12	507	2080	173.3	23	350-194-11	2719	226.6	17	4799	399.9	344	28.7	41	20-27	248
1996	11	460	2131	193.7	23	295-140-18	2099	190.8	5	4230	384.5	320	29.1	36	22-29	209
1997	11	411	1297	117.9	12	307-183-8	2553	232.1	21	3850	350.0	277	25.2	36	8-14	199
1998	11	468	2344	213.1	27	296-158-10	2349	213.5	12	4693	426.6	325	29.5	41	12-19	235
1999	11	477	2106	191.5	18	307-179-12	2321	211.0	23	4427	402.5	324	29.5	42	10-13	241
2000	11	447	1801	163.7	20	280-149-7	2150	195.5	8	3951	359.2	228	20.7	28	11-15	199
2001	12	376	1272	106.0	5	451-263-14	2868	239.0	24	4140	345.0	249	20.8	31	12-22	229
2002	14	486	1777	126.9	16	448-306-8	3222	230.1	32	4999	357.1	402	28.7	53	12-18	274
2003	13	439	1693	130.2	17	466-316-12	3324	255.7	23	5017	385.9	364	28.0	42	23-25	263
2004	12	550	2914	242.8	34	284-179-5	2167	180.6	9	5081	423.4	363	30.3	45	17-24	264
2005	12	450	1711	142.6	20	363-224-13	2684	223.7	15	4395	366.3	320	26.7	36	22-25	236
2006	12	364	1199	99.9	12	345-203-11	1887	157.3	8	3086	257.2	181	15.1	21	12-21	168
2007	13	490	1763	135.6	22	428-250-10	2532	194.8	14	4295	330.4	317	24.4	38	16-20	249
2008	12	339	1159	96.6	14	439-269-20	2438	203.2	9	3597	299.8	193	16.1	24	9-15	209
2009	12	410	1189	99.1	15	363-189-8	2046	170.5	8	3235	269.6	232	19.3	26	17-19	186
2010	12	419	1672	139.3	17	443-262-17	3186	265.5	20	4858	404.8	304	25.3	39	11-18	255
2011	13	496	2107	162.1	18	443-255-16	3090	237.7	17	5197	399.8	302	23.2	36	16-23	272
2012	12	417	1542	128.1	10	474-276-15	3216	268.0	23	4758	396.5	273	22.8	34	11-17	228
2013	12	489	1879	156.6	18	506-277-17	2542	211.8	9	4421	368.4	237	19.8	27	15-19	253
2014	12	451	1653	137.8	13	432-248-16	2837	236.4	18	4490	374.2	310	25.8	35	22-27	241
2015	12	424	1737	144.8	13	413-252-18	2859	238.3	21	4596	383.0	309	25.8	37	17-22	243
2016	12	384	1363	113.6	13	487-266-16	2872	239.3	23	4235	352.9	270	22.5	37	5-10	238
2017	13	389	1216	93.5	10	519-300-11	3233	248.7	25	4449	342.2	293	22.5	38	8-12	241
2018	13	499	2252	173.2	19	358-228-9	2751	211.6	26	5003	384.8	370	28.5	46	15-22	276
2019	14	442	1697	121.2	28	520-337-15	3748	267.7	23	5445	388.9	449	32.1	56	20-24	296



YEAR-BY-YEAR STATISTICS

Opponent Totals

Year	G	Rushing				Passing				Total Offense		Scoring			FGM- FGA	First Dns
		att.	yds	YPG	TD	A-C-I	yds	YPG	TD	yds	YPG	pts	PPG	TD		
1946	9	403	1605	178.3	17	149-70-13	873	97.0	8	2478	275.3	170	18.9	25	0-0	124
1947	10	399	1366	136.6	8	169-67-19	1049	104.9	6	2415	241.5	99	9.9	15	0-0	113
1948	9	365	1608	178.7	12	156-71-14	905	100.6	8	2513	279.2	157	17.4	23	0-1	116
1949	9	373	894	99.3	7	169-77-12	1158	128.7	9	2052	228.0	121	13.4	18	0-0	99
1950	10	427	1222	122.2	9	204-90-11	1084	108.4	12	2306	230.6	151	15.1	22	0-0	123
1951	9	402	1031	114.6	9	151-65-15	964	107.1	4	1995	221.7	104	11.6	15	0-0	112
1952	10	496	1460	146.0	8	161-50-15	503	50.3	3	1963	196.3	90	9.0	13	0-1	106
1953	9	443	1875	208.3	28	129-60-10	986	109.6	6	2861	317.9	242	26.9	36	0-0	132
1954	9	424	2031	225.7	18	135-55-15	800	88.9	5	2831	314.6	162	18.0	24	0-1	134
1955	10	472	1647	164.7	16	103-51-7	959	95.9	11	2606	260.6	201	20.1	30	1-2	127
1956	10	494	1820	182.0	14	123-58-8	883	88.3	8	2703	270.3	167	16.7	25	0-2	144
1957	10	560	2235	223.5	17	121-47-16	738	73.8	8	2973	297.3	171	17.1	26	0-3	163
1958	10	518	2436	243.6	28	170-88-8	1414	141.4	12	3850	385.0	301	30.1	44	0-2	184
1959	10	541	2781	278.1	38	153-74-8	1383	138.3	17	4164	416.4	393	39.3	57	0-0	193
1960	10	487	2532	253.2	33	150-71-8	1018	101.8	10	3550	355.0	332	33.2	48	0-0	179
1961	10	388	1498	149.8	12	200-96-17	1396	139.6	11	2894	289.4	190	19.0	27	2-3	143
1962	10	453	1520	152.0	16	199-88-22	1034	103.4	7	2554	255.4	167	16.7	24	2-3	138
1963	10	508	1765	176.5	18	201-88-14	1101	110.1	3	2866	286.6	169	16.9	22	4-8	171
1964	10	481	2104	210.4	18	164-70-8	1108	110.8	9	3212	321.2	214	21.4	29	4-15	150
1965	10	502	1862	186.2	15	178-85-7	1078	107.8	9	2940	294.0	189	18.9	25	5-11	170
1966	10	503	1997	199.7	18	181-97-9	1361	136.1	11	3358	335.8	235	23.5	31	7-11	192
1967	10	451	1644	164.4	17	170-76-13	918	91.8	2	2562	256.2	169	16.9	22	8-11	138
1968	10	436	1267	126.7	15	296-128-18	1926	192.6	12	3193	319.3	222	22.2	30	5-9	168
1969	10	470	1285	128.5	11	173-72-11	1073	107.3	10	2358	235.8	170	17.0	22	5-14	115
1970	11	571	1514	137.6	9	235-104-12	1417	128.8	13	2931	266.5	187	17.0	23	10-21	175
1971	11	588	2116	192.4	22	210-109-12	1472	133.8	8	3588	326.2	272	24.7	34	11-22	199
1972	11	587	2138	194.4	20	243-115-18	1656	150.5	16	3794	344.9	276	25.1	36	9-19	203
1973	11	643	2844	258.5	28	228-126-11	1762	160.2	11	4606	418.7	300	27.3	39	10-18	242
1974	11	580	2618	238.0	19	191-101-11	1482	134.7	11	4100	372.7	239	21.7	33	3-11	203
1975	11	715	4149	377.2	47	148-89-7	1451	131.9	9	5600	509.1	428	38.9	58	8-13	299
1976	11	700	3419	310.8	31	154-87-10	1161	105.5	4	4580	416.4	266	24.2	35	7-17	251
1977	11	636	2787	253.4	28	183-96-10	1488	135.3	7	4275	388.6	280	25.5	36	10-20	229
1978	11	622	2731	248.3	23	226-115-15	1660	150.9	6	4391	399.2	236	21.5	30	9-17	222
1979	11	604	2191	199.2	10	191-84-16	974	88.5	6	3165	287.7	134	12.2	16	9-13	173
1980	11	533	2224	202.2	17	230-115-13	1542	140.2	10	3766	342.4	259	23.5	30	17-20	192
1981	11	574	2214	201.3	24	239-137-15	2020	183.6	6	4234	384.9	261	23.7	31	15-19	207
1982	11	556	2259	205.4	24	287-157-17	1988	180.7	17	4247	386.1	320	29.1	42	11-17	230
1983	11	544	2349	213.5	24	287-164-14	1919	174.5	11	4268	388.0	280	25.5	37	8-15	233
1984	11	483	1774	161.3	12	334-170-19	2061	187.4	9	3835	348.6	209	19.0	23	16-22	205
1985	11	494	2020	183.6	14	281-146-9	1738	158.0	12	3758	341.6	217	19.7	27	10-15	205
1986	11	556	2687	244.3	28	282-149-16	1858	168.9	11	4545	413.2	315	28.6	40	12-17	224
1987	11	484	2075	188.6	21	327-171-23	2176	197.8	10	4251	386.5	260	23.6	33	10-19	238
1988	11	436	1496	136.0	12	367-202-15	2519	229.0	18	4015	365.0	244	22.2	30	12-18	209
1989	12	505	1966	163.8	16	359-184-14	2360	196.7	12	4326	360.5	241	20.1	28	17-26	241
1990	11	412	1520	138.2	17	382-195-13	2282	207.5	10	3802	345.6	204	18.5	27	5-5	207
1991	11	533	2046	186.0	12	267-137-12	1512	137.5	1	3558	323.5	119	10.8	13	10-14	195
1992	11	472	2032	184.7	15	316-162-17	1802	163.8	12	3834	348.5	229	20.8	30	7-11	208
1993	11	437	1570	142.7	13	333-189-22	2017	183.4	9	3587	326.1	186	16.9	23	9-17	202
1994	11	323	700	63.6	9	436-239-27	2712	246.5	14	3412	310.2	185	16.8	24	7-9	170
1995	12	424	1310	109.2	15	495-266-25	3084	257.0	16	4394	366.2	243	20.3	32	9-14	239
1996	11	449	1188	108.0	10	341-182-20	2063	187.5	10	3251	295.5	172	15.6	21	9-14	172
1997	11	395	1254	114.0	13	326-192-12	2320	210.9	15	3574	324.9	240	21.8	30	10-15	178
1998	11	406	1304	118.5	12	342-172-16	2362	214.7	7	3666	333.3	212	19.3	23	17-20	258
1999	11	472	1831	166.5	19	318-176-15	2509	228.1	19	4340	394.5	302	27.5	40	9-16	218
2000	11	458	2029	184.5	20	356-211-10	2612	237.5	10	4641	421.9	255	23.2	32	11-20	237
2001	12	570	2433	202.8	22	350-206-18	2734	227.8	14	5167	430.6	331	27.6	40	19-28	273
2002	14	640	2924	208.9	25	433-262-15	3020	215.7	14	5944	424.6	348	24.9	41	22-24	314
2003	13	506	2102	161.7	15	415-235-13	2899	223.0	14	5001	384.7	265	20.4	32	15-22	263
2004	12	413	1417	118.1	10	333-202-9	2337	194.8	15	3754	312.8	212	17.7	26	10-14	203
2005	12	456	1814	151.2	18	401-249-15	2695	224.6	15	4509	375.8	279	23.3	34	14-22	250
2006	12	430	1432	119.3	12	291-171-10	2042	170.2	10	3474	289.5	214	17.8	27	8-13	164
2007	13	472	1390	106.9	9	452-263-11	2932	225.5	18	4322	332.5	256	19.7	27	22-29	228
2008	12	488	1795	149.6	16	333-197-11	2204	183.7	14	3999	333.2	260	21.7	32	12-18	222
2009	12	500	2335	173.8	22	352-197-12	2215	184.6	10	4301	358.4	316	26.3	36	22-30	227
2010	12	480	2444	203.7	28	304-172-11	2309	192.4	14	4753	396.1	339	28.2	43	14-17	233
2011	13	460	1813	139.5	15	408-219-12	2759	212.2	19	4572	351.7	310	23.8	38	14-24	225
2012	12	436	1739	144.9	17	395-227-4	2501	208.4	23	4240	353.3	347	28.9	44	14-21	223

ALL-TIME RECORD VS. ALL OPPONENTS

Opponent	First Game	Last Game	W	L	T	Scoring		Pct
						UVA	Opp.	
Akron	2002	2004	2	0	0	99	29	1.000
Apprentice School	1943	1943	0	1	0	6	7	.000
Army	1954	1978	3	5	0	131	167	.375
Auburn	1997	2011	1	2	0	60	71	.333
Ball State	2013	2013	0	1	0	27	48	.000
Baltimore City College	1894	1894	1	0	0	36	0	1.000
Boise State	2015	2017	1	1	0	56	79	.500
Boston College	1963	2017	0	6	0	84	161	.000
Brigham Young	1987	2014	3	2	0	154	151	.600
Bucknell	1905	1906	1	1	0	20	23	.500
Buffalo	1967	1999	2	0	0	85	33	1.000
Carlisle	1900	1910	1	5	1	42	94	.214
Central Michigan	1996	2016	2	0	0	104	56	1.000
Centre	1919	1919	0	1	0	7	49	.000
Chicago	1939	1939	1	0	0	47	0	1.000
The Citadel	1950	1951	2	0	0	73	14	1.000
Clemson	1955	2019	8	39	1	699	1303	.177
Coast Guard	1945	1945	1	0	0	39	0	1.000
Colgate	1970	1970	1	0	0	54	12	1.000
Colorado State	2002	2002	0	1	0	29	35	.000
Columbia	1931	1938	0	4	0	12	103	.000
Connecticut	2007	2017	2	2	0	75	92	.500
Dartmouth	1934	1934	0	1	0	0	27	.000
Davidson	1902	1968	8	0	2	202	26	1.000
Dickinson	1890	1890	1	0	0	12	0	1.000
Duke	1890	2019	38	33	0	1597	1475	.535
East Carolina	1975	2008	1	2	0	66	112	.333
Eastern Michigan	2010	2010	1	0	0	48	21	1.000
Episcopal	1888	1899	2	0	0	49	6	1.000
Florida	1959	2019	0	2	0	38	91	.000
Florida State	1992	2019	4	15	0	287	614	.211
Fort Monroe	1894	1894	1	0	0	102	0	1.000
Franklin & Marshall	1897	1897	1	0	0	38	0	1.000
Fresno State	2004	2004	0	1	0	34	37	.000
Furman	1923	1923	0	1	0	10	13	.000
Gallaudet	1895	1907	7	1	0	161	21	.875
Georgetown	1889	1913	7	7	2	233	113	.500
George Washington	1897	1955	12	2	1	373	92	.833
Georgia	1897	2000	7	9	3	235	278	.438
Georgia Tech	1965	2019	20	21	1	1035	1100	.488
Hampden-Sydney	1906	1946	17	1	2	532	56	.900
Hampton A.C.	1896	1896	0	0	2	16	16	.500
Harvard	1915	1947	1	8	0	60	269	.111
Idaho	2011	2011	1	0	0	21	20	1.000
Illinois	1989	1999	0	2	0	42	94	.000
Indiana	2009	2018	2	2	0	114	92	.500
James Madison	1979	1983	2	1	0	107	44	.667
Johns Hopkins	1888	1922	8	1	0	263	45	.889
Kansas	1990	1991	2	0	0	90	29	1.000
Kent State	2014	2014	1	0	0	45	13	1.000
Kentucky	1902	1930	2	1	0	18	47	.667
Lafayette	1890	1942	2	1	1	64	31	.625
Lehigh	1889	1976	6	3	0	173	122	.667
Liberty	2018	2019	2	0	0	100	51	1.000
Louisiana Tech	2012	2012	0	1	0	38	44	.000
Louisville	1988	2019	3	5	0	192	205	.375
Lynchburg	1926	1926	1	0	0	38	0	1.000
Maryland	1919	2013	32	44	2	1380	1647	.423
Maryland A.C.	1895	1895	1	0	0	20	0	1.000
Maryland Med. Coll.	1898	1899	1	0	1	6	0	.750
Miami (Fla.)	1996	2019	7	10	0	395	443	.412
Miami (Ohio)	1948	1949	1	0	1	35	32	.750
Michigan	1899	1995	0	3	0	17	112	.000
Middle Tennessee	2007	2007	1	0	0	23	21	1.000
Miller School	1895	1896	2	0	0	56	2	1.000

Opponent	First Game	Last Game	W	L	T	Scoring		Pct
						UVA	Opp.	
Minnesota	2005	2005	1	0	0	34	31	1.000
Missouri	1973	1973	0	1	0	7	31	.000
Nashville	1902	1902	1	0	0	27	0	1.000
Navy	1889	2017	11	28	0	502	712	.282
Norfolk Blues	1912	1912	1	0	0	7	0	1.000
North Carolina	1892	2019	57	63	4	2038	2364	.476
North Carolina Pre-Flight	1944	1944	0	0	1	13	13	.500
NC State	1904	2018	22	35	1	1055	1144	.388
Notre Dame	1989	2019	0	3	0	60	105	.000
Oceana N.A.S.	1945	1945	1	0	0	40	0	1.000
Ohio	1993	2018	2	0	0	86	38	1.000
Ohio State	1933	1933	0	1	0	0	75	.000
Oklahoma	1991	1991	0	1	0	14	48	.000
Old Dominion	2019	2019	1	0	0	28	17	1.000
Oregon	2013	2016	0	2	0	36	103	.000
Pantops Academy	1888	1889	2	0	0	64	0	1.000
Pennsylvania	1890	1950	1	15	0	63	512	.063
Penn State	1893	2012	3	5	0	93	179	.375
Pittsburgh	1953	2019	4	8	0	221	284	.333
Princeton	1890	1948	1	9	1	34	349	.136
Princeton J.V.	1891	1891	1	0	0	12	0	1.000
Purdue	1968	1984	1	1	0	33	68	.500
Randolph-Macon	1890	1933	21	0	1	888	21	.977
Richmond	1893	2018	29	3	2	1048	182	.882
Richmond Air Base	1943	1943	0	0	1	7	7	.500
Roanoke	1895	1932	6	0	0	170	0	1.000
Rutgers	1894	1981	3	2	0	85	26	.600
San Jose State	1998	1998	1	0	0	52	14	1.000
Schuykill Navy	1891	1891	0	0	1	16	16	.500
Sewanee	1892	1931	3	2	1	70	25	.583
South Carolina	1912	2018	14	20	1	583	728	.414
Southern California	2008	2010	0	2	0	21	69	.000
Southern Miss.	2009	2011	0	2	0	58	67	.000
St. Albans	1895	1903	8	0	0	130	4	1.000
St. John's (Md.)	1891	1935	17	0	0	497	50	1.000
Swarthmore	1911	1929	2	1	0	67	16	.667
Syracuse	1975	2015	3	2	0	105	115	.600
Temple	2004	2005	2	0	0	95	17	1.000
Tennessee	1927	1990	1	3	0	52	119	.250
Texas	1977	1996	1	2	0	53	98	.333
Texas Christian	1994	2012	1	2	0	41	67	.333
Texas Tech	2007	2007	0	1	0	28	31	.000
Troy	2003	2003	1	0	0	24	0	1.000
Tulane	1949	1969	2	4	0	115	178	.333
UCLA	2014	2015	0	2	0	36	62	.000
Vanderbilt	1895	1975	7	12	2	257	341	.381
VMI	1893	2013	57	23	3	1697	848	.705
Virginia Tech	1895	2018	38	58	5	1571	1804	.401
Wake Forest	1889	2016	34	15	0	1221	907	.694
Washington	1976	1976	0	1	0	17	38	.000
Washington & Lee	1890	1953	21	13	1	563	339	.614
Washington YMCA	1893	1893	1	0	0	20	0	1.000
W. Philadelphia A.C.	1894	1894	1	0	0	64	0	1.000
West Virginia	1898	2002	12	10	1	366	330	.543
Western Michigan	2003	2006	2	1	0	100	52	.667
William & Mary	1908	2019	30	6	1	994	435	.824
Wisconsin	2001	2001	0	1	0	17	26	.000
Wyoming	2006	2007	1	1	0	16	35	.500
Yale	1914	1944	2	3	1	57	123	.417
Totals	1888	2019	668	617	48	25,978	23,249	.519

2020 Opponents are listed in **bold**



SERIES RECORDS VS. ALL OPPONENTS

Key to Neutral Sites

H—Home Games	LN—Lynchburg, Va.
A—Away Games	LO—Louisville, Ky.
AX—Alexandria, Va.	LX—Lexington, Va.
AT—Atlanta, Ga.	MF—Miami/Ft. Lauderdale, Fla.
BA—Baltimore, Md.	NA—Nashville, Tenn.
BH—Birmingham Ala.	NF—Norfolk, Va.
BO—Boise, Idaho	NO—New Orleans, La.
CH—Charleston, W.Va.	OR—Orlando, Fla.
CR—Charlotte, N.C.	RI—Richmond, Va.
DT—Detroit, Mich.	RO—Roanoke, Va.
ER—East Rutherford, N.J.	SH—Shreveport, La.
HA—Honolulu, Hawaii	WA—Washington, D.C.
JK—Jacksonville, Fla.	

AKRON (2-0-0)

2002 W	48	29	H
2004 W	51	0	H

APPRENTICE SCHOOL (0-1-0)

1943 L	6	7	A
--------	---	---	---

ARMY (3-5-0)

1954 L	20	21	A
1957 L	12	20	H
1958 L	6	35	A
1964 W	35	14	H
1967 L	7	26	A
1970 W	21	20	H
1971 L	9	14	A
1978 W	21	17	A

AUBURN (1-2-0)

1997 L	17	28	H
1998 W	19	0	A
2011 L	24	43	AT*

* - Chick-fil-A Bowl

BALL STATE (0-1-0)

2013 L	27	48	H
--------	----	----	---

BALTIMORE CITY COLLEGE (1-0-0)

1894 W	36	0	H
--------	----	---	---

BOISE STATE (1-1-0)

2015 L	14	56	H
2017 W	42	23	A

BOSTON COLLEGE (0-6-0)

1963 L	21	30	A
1994 L	13	31	MF*
2005 L	17	28	A
2009 L	10	14	H
2010 L	13	17	A
2017 L	10	41	H

*1994 Carquest Bowl

BRIGHAM YOUNG (3-2-0)

1987 W	22	16	BH*
1999 W	45	40	A
2000 L	35	38	H ot
2013 W	19	16	H
2014 L	33	41	A

*1987 All American Bowl

BUCKNELL (1-1-0)

1905 W	15	11	NF
1906 L	5	12	RI

BUFFALO (2-0-0)

1967 W	35	12	H
1999 W	50	21	H

CARLISLE (1-5-1)

1900 L	2	17	WA
1902 W	6	5	NF
1903 T	6	6	NF
1904 L	6	14	NF
1905 L	0	12	NF
1906 L	17	18	NF
1910 L	5	22	WA

CENTRAL MICHIGAN (2-0-0)

1996 W	55	21	H
2016 W	49	35	H

CENTRE (0-1-0)

1919 L	7	49	H
--------	---	----	---

CHICAGO (1-0-0)

1939 W	47	0	H
--------	----	---	---

THE CITADEL (2-0-0)

1950 W	34	14	A
1951 W	39	0	H

CLEMSON (8-39-1)

1955 L	7	20	H
1956 L	0	7	A
1957 L	6	20	H
1958 L	15	20	A
1959 L	0	47	H
1960 L	7	21	A
1963 L	0	35	H
1964 L	7	29	A
1965 L	14	20	H
1966 L	35	40	A
1969 L	14	21	H
1970 L	17	27	A
1971 L	15	32	RI
1972 L	21	37	A
1973 L	27	32	A
1974 L	9	28	A
1977 L	0	31	A
1978 L	14	30	H
1979 L	7	17	A
1980 L	24	27	H
1981 L	0	27	A
1982 L	0	48	H
1983 L	21	42	A

1984 L	0	55	H
1985 L	24	27	A
1986 L	17	31	H
1987 L	21	38	A
1988 L	7	10	H
1989 L	20	34	A
1990 W	20	7	H
1991 T	20	20	A
1992 L	28	29	H
1993 L	14	23	A
1994 W	9	6	H
1995 W	22	3	A
1996 L	16	24	H
1997 W	21	7	A
1998 W	20	18	H
1999 L	14	33	A
2000 L	10	31	H
2001 W	26	24	A
2002 W	22	17	H
2003 L	27	30	A ot
2004 W	30	10	H
2008 L	3	13	H
2009 L	21	34	A
2013 L	10	59	H
2019 L	17	62	CR*

* - ACC Championship Game

COAST GUARD (1-0-0)

1945 W	39	0	H
--------	----	---	---

COLGATE (1-0-0)

1970 W	54	12	H
--------	----	----	---

COLORADO STATE (0-1-0)

2002 L	29	35	H
--------	----	----	---

COLUMBIA (0-4-0)

1931 L	0	27	A
1932 L	6	22	A
1933 L	6	15	A
1938 L	0	39	A

CONNECTICUT (2-2-0)

2007 W	17	16	H
2008 L	10	45	A
2016 L	10	13	A
2017 W	38	18	H

DARTMOUTH (0-1-0)

1934 L	0	27	A
--------	---	----	---

DAVIDSON (8-0-2)

1902 W	35	0	H
1903 W	22	0	A
1907 T	5	5	H
1908 W	12	0	H
1909 W	11	0	H
1916 W	14	0	H
1921 W	28	0	H
1935 T	0	0	H
1962 W	34	7	H
1968 W	41	14	H

DICKINSON (1-0-0)

1890 W	12	0	WA
--------	----	---	----

DUKE (38-33-0)

1890 W	10	4	RI
1891 L	0	20	RI
1892 W	46	4	AT
1893 W	30	0	LN
1923 W	33	0	H
1930 L	0	32	A
1943 L	0	49	A
1951 W	30	7	A
1952 L	7	21	H

1953 L	6	48	NF
1956 L	7	40	H
1957 L	0	40	A
1958 W	15	12	H
1961 L	0	42	RI
1963 L	8	30	H
1964 L	0	30	A
1965 L	7	21	H
1966 L	8	27	A
1967 L	6	13	H
1968 W	50	20	A
1969 W	10	0	H
1970 L	7	17	A
1971 L	0	28	H
1972 L	13	37	A
1973 W	7	3	H
1974 L	7	27	A
1975 L	11	26	A
1976 L	6	21	H
1977 L	7	31	H
1978 L	13	20	A
1979 W	30	12	H
1980 W	20	17	A
1981 L	24	29	H
1982 L	17	51	A
1983 W	38	30	H
1984 W	38	10	A
1985 W	37	14	H
1986 L	13	20	A
1987 W	42	17	H
1988 L	34	38	A
1989 W	49	28	H
1990 W	59	0	A
1991 W	34	3	H
1992 W	55	28	A
1993 W	35	0	H
1994 L	25	28	A
1995 W	44	30	H
1996 W	27	3	A
1997 W	13	10	H
1998 W	24	0	A
1999 L	17	24	H ot
2000 W	26	10	A
2001 W	31	10	H
2002 W	27	22	A
2003 W	27	0	H
2004 W	37	16	A
2005 W	38	7	H
2006 W	37	0	A
2007 W	24	13	H
2008 L	3	31	A
2009 L	17	28	H
2010 L	48	55	A
2011 W	31	21	H
2012 L	17	42	A
2013 L	22	35	H
2014 L	13	20	A
2015 W	42	34	H
2016 W	34	20	A
2017 W	28	21	H
2018 W	28	14	A
2019 W	48	14	H

EAST CAROLINA (1-2-0)

1975 L	10	61	H
2006 L	21	31	A
2008 W	35	20	H

EASTERN MICHIGAN (1-0-0)

2010 W	48	21	H
--------	----	----	---

EPISCOPAL (2-0-0)

1888 W	16	0	H
1899 W	33	6	H

FLORIDA (0-2-0)

1959 L	10	55	A
2019 L	28	36	MF*

* - Orange Bowl

FLORIDA STATE (4-15-0)

1992 L	3	13	H
1993 L	14	40	A
1994 L	17	41	A
1995 W	33	28	H
1996 L	24	31	A
1997 L	21	47	H
1998 L	14	45	A
1999 L	10	35	H
2000 L	3	37	A
2001 L	7	43	H
2002 L	19	40	A
2003 L	14	19	H
2004 L	3	36	A
2005 W	26	21	H
2006 L	0	33	A
2010 L	14	34	H
2011 W	14	13	A
2014 L	20	34	A
2019 W	31	24	H

FORT MONROE (1-0-0)

1894 W	102	0	H
--------	-----	---	---

FRANKLIN & MARSHALL (1-0-0)

1897 W	38	0	H
--------	----	---	---

FRESNO STATE (0-1-0)

2004 L	34	37	BO*ot
--------	----	----	-------

* 2004 MPC Computers Bowl

FURMAN (0-1-0)

1923 L	10	13	H
--------	----	----	---

GALLAUDET (7-1-0)

1895 W	16	6	H
1896 W	6	0	H
1897 W	20	4	H
1898 W	16	0	H
1899 L	5	11	H
1900 W	34	0	H
1901 W	24	0	H
1907 W	40	0	H

GEORGETOWN (7-7-2)

1889 W	32	0	H
1892 T	4	4	H
1893 L	24	28	H
1893 W	58	0	A
1898 W	12	0	A
1899 T	0	0	A
1900 L	0	10	A
1901 L	16	17	A
1906 W	12	0	A
1907 W	28	6	A</

GEORGIA (7-9-3)

1897 W	17	4	AT
1913 W	13	6	AT
1914 W	28	0	H
1915 W	9	7	A
1916 L	7	13	H
1919 T	7	7	A
1920 T	0	0	H
1921 L	0	21	A
1922 T	6	6	A
1923 L	0	13	A
1924 L	0	7	H
1925 W	7	6	A
1926 L	7	27	H
1927 L	0	32	A
1979 W	31	0	A
1987 L	22	30	A
1995 W	34	27	AT*
1998 L	33	35	AT*
2000 L	14	37	HA&

*1995, 1998 Peach Bowl
& 2000 Jeep O'ahu Bowl

GEORGIA TECH (20-21-1)

1965 L	19	42	A
1966 L	13	14	A
1974 L	24	28	A
1976 L	14	35	A
1982 L	32	38	A
1983 L	27	31	A
1984 T	20	20	H
1985 W	24	13	A
1986 L	14	28	H
1987 W	23	14	A
1988 W	17	16	H
1989 W	17	10	A
1990 L	38	41	H
1991 L	21	24	A
1992 W	55	24	H
1993 W	35	14	A
1994 W	24	7	A
1995 W	41	14	H
1996 L	7	13	A
1997 W	35	31	H
1998 L	38	41	A
1999 W	45	38	H
2000 L	0	35	A
2001 W	39	38	H
2002 L	15	23	A
2003 W	29	17	H
2004 W	30	10	A
2005 W	27	17	H
2006 L	7	24	A
2007 W	28	23	H
2008 W	24	17	A
2009 L	9	34	H
2010 L	21	33	A
2011 W	24	21	H
2012 L	20	56	A
2013 L	25	35	H
2014 L	10	35	A
2015 W	27	21	H
2016 L	17	31	A
2017 W	40	36	H
2018 L	27	30	A ot
2019 W	33	28	H

HAMPDEN-SYDNEY (17-1-2)

1906 W	38	5	H
1909 W	37	0	H
1911 W	23	0	H
1912 W	10	0	H
1913 W	53	0	H
1924 W	13	9	H
1925 W	40	0	H
1926 T	0	0	H
1927 W	38	6	H
1932 W	32	0	H
1933 T	7	7	H
1934 W	8	0	H
1935 L	7	12	H
1936 W	26	10	H
1937 W	13	7	H
1939 W	26	0	H
1941 W	41	0	H
1942 W	12	0	H
1944 W	37	0	H
1946 W	71	0	H

HAMPTON A.C. (0-0-2)

1896 T	10	10	H
1896 T	6	6	A

HARVARD (1-8-0)

1915 L	0	9	A
1916 L	0	51	A
1919 L	0	47	A
1920 L	0	24	A
1924 L	0	14	A
1931 L	0	19	A
1936 L	0	65	A
1938 L	13	40	A
1947 W	47	0	H

IDAHO (1-0-0)

2011 W	21	20	H ot
--------	----	----	------

ILLINOIS (0-2-0)

1990 L	21	31	OR*
1999 L	21	63	MF&

* 1990 Florida Citrus Bowl
& 1999 Micronpc.com Bowl

INDIANA (2-2-0)

2009 W	47	7	H
2011 W	34	31	A
2017 L	17	34	H
2018 L	16	20	A

JAMES MADISON (2-1-0)

1979 W	69	9	H
1982 L	17	21	H
1983 W	21	14	H

JOHNS HOPKINS (8-1-0)

1888 L	0	26	H
1889 W	58	0	H
1893 W	28	12	H
1894 W	76	0	H
1900 W	20	0	H
1911 W	34	0	A
1920 W	14	0	A
1921 W	14	7	H
1922 W	19	0	A

KANSAS (2-0-0)

1990 W	59	10	A
1991 W	31	19	H

KENT STATE (1-0-0)

2014 W	45	13	H
--------	----	----	---

KENTUCKY (2-1-0)

1902 W	12	0	A
1903 W	6	0	H
1930 L	0	47	A

LAFAYETTE (2-1-1)

1890 W	20	6	H
1891 T	6	6	H
1941 W	25	0	H
1942 L	13	19	A

LEHIGH (6-3-0)

1889 L	12	24	H
1899 W	10	0	RI
1902 L	6	34	WA
1909 L	7	11	NF
1940 W	32	0	H
1941 W	34	0	H
1954 W	27	21	H
1956 W	24	12	A
1976 W	21	20	H

LIBERTY (2-0-0)

2018 W	45	24	H
2019 W	55	27	H

LOUISIANA TECH (0-1-0)

2012 L	38	44	H
--------	----	----	---

LOUISVILLE (3-5-0)

1988 L	28	30	A
1989 W	16	15	H
2014 W	23	21	H
2015 L	31	38	A
2016 L	25	32	H
2017 L	21	38	A
2018 W	27	3	H
2019 L	21	28	A

LYNCHBURG (1-0-0)

1926 W	38	0	H
--------	----	---	---

MARYLAND (32-44-2)

1919 L	0	13	H
1925 W	6	0	H
1926 T	6	6	A
1927 W	21	0	H
1928 L	2	18	A
1929 T	13	13	A
1930 L	6	14	H
1931 L	6	7	A
1932 W	7	6	H
1933 W	6	0	H
1934 L	0	20	A
1935 L	7	14	H
1936 L	0	21	H
1937 L	0	3	H
1938 W	27	19	A
1939 W	12	7	H
1940 W	19	6	A
1942 L	12	27	H
1943 W	39	0	H
1944 W	18	7	WA
1945 L	13	19	WA
1957 L	0	12	A
1958 L	6	44	H
1959 L	12	55	A
1960 L	12	44	H
1961 W	28	16	H
1962 L	18	40	A
1963 L	6	21	A
1964 L	0	10	H
1965 W	33	27	A
1966 W	41	17	H
1967 W	12	7	A
1968 W	28	23	H
1969 L	14	17	A
1970 L	14	17	H
1971 W	29	27	A
1972 L	23	24	H
1973 L	0	33	A
1974 L	0	10	H
1975 L	24	62	A
1976 L	0	28	H
1977 L	0	28	A
1978 L	7	17	H
1979 L	7	17	A
1980 L	0	31	H
1981 L	7	48	A
1982 L	14	45	H
1983 L	3	23	A
1984 L	34	45	H
1985 L	21	33	A
1986 L	10	42	H
1987 L	19	21	A
1988 W	24	23	H
1989 W	48	21	A
1990 L	30	35	H
1991 L	6	17	A
1992 W	28	15	H
1993 W	43	29	A
1994 W	46	21	H
1995 W	21	18	A
1996 W	21	3	H
1997 W	45	0	A
1998 W	31	19	H
1999 W	34	30	A
2000 W	31	23	H
2001 L	21	41	A
2002 W	48	13	H
2003 L	17	27	A
2004 W	16	0	H

2005 L	33	45	A
2006 L	26	28	H
2007 W	18	17	A
2008 W	31	0	H
2009 W	20	9	A
2010 L	23	42	H
2011 W	31	13	A
2012 L	20	27	H
2013 L	26	27	A

MARYLAND A.C. (1-0-0)

1895 W	20	0	H
--------	----	---	---

MD. MEDICAL COLLEGE (1-0-1)

1898 W	6	0	H
1899 T	0	0	H

MIAMI (Fla.) (7-10-0)

1996 L	21	31	MF*
2004 L	21	31	H
2005 L	17	25	A
2006 W	17	7	H
2007 W	48	0	A
2008 L	17	24	H ot
2009 L	17	52	A
2010 W	24	19	H
2011 W	31	13	A
2012 W	41	40	H
2013 L	26	45	A
2014 W	30	13	H
2015 L	21	27	A
2016 L	14	34	H
2017 L	28	44	A
2018 W	16	13	H
2019 L	9	17	A

*1996 Carquest Bowl

MIAMI (Ohio) (1-0-1)

1948 T	14	14	H
1949 W	21	18	H

MICHIGAN (0-3-0)

1899 L	0	38	DT
1971 L	0	56	A
1995 L	17	18	A

MIDDLE TENNESSEE (1-0-0)

2007 W	23	21	A
--------	----	----	---

MILLER SCHOOL (2-0-0)

1895 W	30	0	H
1896 W	26	2	H

MINNESOTA (1-0-0)

2005 W	34	31	NA*
--------	----	----	-----

*2005 Music City Bowl

MISSOURI (0-1-0)

1973 L	7	31	A
--------	---	----	---

NASHVILLE, University of (1-0-0)

1902 W	27	0	A
--------	----	---	---

NAVY (11-28-0)

1889 L	12	22	A
1893 L	0	28	A
1893 W	12	0	A
1897 L	0	4	A
1898 L	0	6	H
1903 L	5	6	A
1904 L	0	5	H
1905 L	0	22	A
1909 W	5	0	A
1933 L	7	13	A
1934 L	6	21	WA
1935 L	7	26	A
1936 L	14	35	A
1937 L	13	40	A
1938 L	0	33	A
1939 L	12	14	A

1942	L	0	35	A
1956	L	7	34	BA
1960	L	6	41	A
1961	L	3	13	A
1968	W	24	0	A
1969	L	0	10	A
1971	L	6	10	H
1974	L	28	35	A
1975	L	14	42	H
1978	L	0	32	H
1979	L	10	17	A
1980	W	6	3	H
1982	L	16	20	A
1983	W	27	16	H
1984	W	21	9	A
1985	L	13	17	H
1986	L	10	20	A
1990	W	56	14	H
1991	W	17	10	H
1992	W	53	0	A
1993	W	38	0	H
1994	W	47	10	A
2017	L	7	49	A*



1956W+	7	21	H
1957 W	20	13	A
1958 L	0	42	H
1959 L	0	41	A
1960 L	8	35	H
1961 L	0	24	A
1962 L	7	11	H
1963 L	7	11	A
1964 W	31	27	H
1965 W	21	17	A
1966 W	21	14	A
1967 W	40	17	H
1968 W	41	6	A
1969 L	0	12	H
1970 L	15	30	A
1971 L	20	32	H
1972 L	3	23	A
1973 W	44	40	H
1974 L	10	24	A
1975 L	28	31	H
1976 L	6	31	A
1977 L	14	35	H
1978 L	20	38	A
1979 L	7	13	H
1980 L	3	26	A
1981 L	14	17	H
1982 L	14	27	A
1983 W	17	14	H
1984 T	24	24	A
1985 W	24	22	H
1986 L	7	27	A
1987 W	20	17	H
1988 W	27	24	A
1989 W	50	17	H
1990 W	24	10	A
1991 W	14	9	H
1992 L	7	27	A
1993 W	17	10	H
1994 W	34	10	H
1995 L	17	22	A
1996 W	20	17	H
1997 L	20	48	A
1998 W	30	13	H
1999 W	20	17	A
2000 W	17	6	H
2001 L	24	30	A
2002 W	37	27	H
2003 W	38	13	A
2004 W	56	24	H
2005 L	5	7	A
2006 W	23	0	H
2007 W	22	20	A
2008 W	16	13	H ot
2009 W	16	3	A
2010 L	10	44	H
2011 L	17	28	A
2012 L	13	37	H
2013 L	14	45	A
2014 L	27	28	H
2015 L	13	26	A
2016 L	14	35	H
2017 W	20	14	A
2018 W	31	21	H
2019 W	38	31	A
+UVA win by forfeit			

NORTH CAROLINA PRE-FLIGHT (0-0-1)

1944 T	13	13	H
--------	----	----	---

NC STATE (22-35-1)

1904 W	5	0	H
1905 W	10	0	H
1906 T	0	0	H
1907 L	4	10	NF
1908 W	6	0	NF
1944 L	0	13	NF
1945 W	26	6	NF
1946 L	7	27	A
1947 L	2	7	H
1948 W	21	14	A
1958 L	14	26	H
1960 L	7	26	A
1961 L	14	21	H
1962 L	12	24	A
1963 L	9	15	NF
1964 L	15	24	H
1965 L	0	13	H
1966 L	21	42	A

1967 L	8	30	H
1968 L	0	19	A
1969 L	0	31	H
1970 L	16	21	A
1971 W	14	10	A
1972 L	14	35	H
1973 L	23	43	A
1974 L	21	22	H
1977 L	0	14	A
1978 L	21	24	H
1979 L	27	31	A
1980 L	13	27	H
1981 L	24	30	A
1982 L	13	16	H
1983 W	26	14	A
1984 W	45	0	H
1985 L	22	23	A
1986 W	20	16	H
1987 W	34	31	A
1988 W	19	14	H
1989 W	20	9	A
1990 W	31	0	H
1991 W	42	10	A
1992 L	7	31	H
1993 L	29	34	A
1994 L	27	30	H
1995 W	29	24	A
1996 W	62	14	H
1997 L	24	31	A
1998 W	23	13	H
1999 W	47	26	A
2000 W	24	17	H
2001 L	0	24	A
2002 W	14	9	H
2003 L	37	51	A
2006 W	14	7	H
2007 L	24	29	A
2011 L	14	28	H
2012 W	33	6	A
2018 L	21	35	A

NOTRE DAME (0-3-0)

1989 L	13	36	ER
2015 L	27	34	H
2019 L	20	35	A

OCEANA N.A.S. (1-0-0)

1945 W	40	0	H
--------	----	---	---

OHIO (2-0-0)

1993 W	41	7	H
2018 W	45	31	NA

OHIO STATE (0-1-0)

1933 L	0	75	A
--------	---	----	---

OKLAHOMA (0-1-0)

1991 L	14	48	JK*
*1991 Gator Bowl			

OREGON (0-2-0)

2013 L	10	59	H
2016 L	26	44	A

PANTOPS ACADEMY (2-0-0)

1888 W	20	0	H
1889 W	44	0	H

PENNSYLVANIA (1-15-0)

1890 L	0	72	WA
1892 L	0	32	H
1894 L	6	14	WA
1895 L	0	54	A
1896 L	0	20	A
1897 L	0	42	A
1898 L	0	40	A
1899 L	6	33	A
1901 L	5	20	A
1904 L	0	24	A
1924 L	0	27	A
1930 L	6	40	A
1946 L	0	40	A
1947 L	7	19	A

1949 W	26	14	A
1950 L	7	21	A

PENN STATE (3-5-0)

1893 L	0	6	H
1954 L	7	34	A
1955 L	7	26	RI
1988 L	14	42	H
1989 W	14	6	A
2001 W	20	14	H
2002 L	14	35	A
2012 W	17	16	H

PITTSBURGH (4-8-0)

1953 L	0	26	H
1955 L	7	18	A
2003 W	23	16	CR*
2006 L	13	38	A
2007 W	44	14	H
2013 L	3	14	A
2014 W	24	19	H
2015 L	19	26	A
2016 L	31	45	H
2017 L	14	31	A
2018 L	13	23	H
2019 W	30	14	A

*2003 Continental Tire Bowl

PRINCETON (1-9-1)

1890 L	0	115	BA
1894 L	0	12	BA
1895 L	0	36	BA
1896 L	0	48	A
1898 L	0	12	A
1921 L	0	34	A
1922 L	0	5	A
1928 T	0	0	A
1937 L	0	26	A
1946 W	20	6	A
1948 L	14	55	A

PRINCETON JV (1-0-0)

1891 W	12	0	H
--------	----	---	---

PURDUE (1-1-0)

1968 L	6	44	A
1984 W	27	24	AT*

*1984 Peach Bowl

RANDOLPH-MACON (21-0-1)

1890 W	136	0	H
1903 W	37	0	H
1904 W	16	0	H
1905 W	59	0	H
1906 W	38	0	H
1908 W	22	0	H
1910 W	17	0	H
1911 W	31	0	H
1912 W	45	0	H
1913 W	40	0	H
1914 W	39	0	H
1915 W	20	0	H
1919 W	12	2	H
1920 W	65	0	H
1924 W	26	6	H
1925 W	41	0	H
1926 W	57	0	H
1928 W	66	0	H
1929 W	27	6	H
1930 W	48	0	H
1931 T	7	7	H
1933 W	39	0	H

RICHMOND (29-3-2)

1893 W	34	4	H
1894 W	48	0	H
1894 W	28	0	A
1895 W	62	0	H
1900 W	51	0	H
1906 W	22	0	H
1906 W	12	6	H
1907 W	38	0	H
1914 W	62	0	H
1915 W	74	0	H

1916 W	21	0	H
1919 T	0	0	H
1921 W	14	0	H
1922 W	14	6	H
1923 W	9	0	H
1925 W	19	0	H
1941 W	44	0	H
1942 T	7	7	A
1943 L	7	16	H
1944 W	39	0	A
1945 W	45	0	H
1946 L	7	19	A
1947 W	34	0	H
1952 W	49	0	H
1979 W	31	0	H
1997 W	26	7	H
2000 W	34	6	H
2001 W	17	16	H
2008 W	16	0	H
2010 W	34	13	H
2012 W	42	19	H
2014 W	45	13	H
2016 L	20	37	H
2018 W	42	13	H

RICHMOND A.B. (0-0-1)

1943 T	7	7	H
--------	---	---	---

ROANOKE (6-0-0)

1895 W	14	0	H
1901 W	68	0	H
1910 W	21	0	H
1930 W	37	0	H
1931 W	18	0	H
1932 W	12	0	H

RUTGERS (3-2-0)

1894 W	20	4	H
1920 W	7	0	A
1962 W	41	0	A
1980 L	17	19	H
1981 L	0	3	A

SAN JOSE STATE (1-0-0)

1998 W	52	14	H
--------	----	----	---

SCHUYLKILL NAVY (0-0-1)

1891 T	16	16	H
--------	----	----	---

SEWANEE (3-2-1)

1892 W	30	0	RI
1900 W	17	5	RI
1901 W	23	5	RI
1907 L	0	12	NF
1908 T	0	0	NF
1931 L	0	3	H

SOUTH CAROLINA (14-20-1)

1912 W	19	0	H
1913 W	54	0	H
1914 W	49	7	H
1915 W	13	0	A
1916 W	35	6	H
1926 W	6	0	A
1927 L	12	13	H
1928 L	13	24	H
1929 W	6	0	A
1951 W	28	27	H
1952 L	14	21	NF
1953 L	0	19	H
1954 L	0	27	A
1955 L	14	21	H
1956 L	13	27	RI
1957 L	0	13	H
1958 L	14	28	A
1959 L	20	32	H
1960 L	0	26	A
1961 W	28	20	H
1962 L	6	40	A
1963 T	10	10	H
1965W+	7	17	H
1967 L	23	24	A
1968 L	28	49	H
1971 L	14	34	A

1972 W	24	16	A
1975 L	14	41	A
1976 L	7	35	A
1981 L	3	21	A
1986 W	30	20	H

TEXAS CHRISTIAN

(1-2-0)

1994 W	20	10	SH*
2009 L	14	30	H
2012 L	7	27	A

*1994 Independence Bowl

TEXAS TECH

(0-1-0)

2007 L	28	31	JK*
--------	----	----	-----

*2008 Gator Bowl

TROY

(1-0-0)

2003 W	24	0	H
--------	----	---	---

TULANE

(2-4-0)

1949 L	14	28	H
1950 L	18	42	A
1966 L	6	20	H
1967 W	14	10	A
1968 W	63	47	H
1969 L	0	31	A

UCLA

(0-2-0)

2014 L	20	28	H
2015 L	16	34	A

VANDERBILT

(7-12-2)

1895 W	6	4	AT
1897 T	0	0	A
1898 W	18	0	LO
1912 L	0	13	A
1913 W	34	0	H
1914 W	20	7	A
1915 W	35	10	H
1916 L	6	27	A
1919 L	6	10	H
1920 T	7	7	A
1928 L	0	34	A
1952 W	27	0	H
1953 L	13	28	A
1955 L	7	34	A
1956 L	2	6	H
1958 L	6	39	A
1959 L	0	33	H
1971 W	27	23	H
1972 L	7	10	A
1973 L	22	39	H
1975 L	14	17	A

VMI

(57-23-3)

1893 W	22	0	A
1896 W	46	0	LN
1900 T	0	0	A
1901 W	28	0	LN
1904 W	17	0	H
1906 W	4	0	H
1907 W	18	17	H
1909 W	32	0	H
1910 W	28	0	H
1911 W	22	6	H
1912 L	0	19	H
1913 W	38	7	H
1915 W	44	0	H
1916 W	20	7	H
1919 W	7	0	H
1920 L	6	22	H
1921 W	14	7	A
1922 L	0	14	H
1923 L	0	35	H
1924 W	13	0	A
1925 W	18	10	H
1926 W	14	7	A
1927 W	13	8	H
1928 L	0	9	A
1929 L	7	20	H
1930 W	13	0	A
1931 L	3	18	H
1932 L	4	6	A
1933 L	12	13	H
1934 W	17	13	A
1935 T	0	0	H
1936 L	6	12	A
1937 L	7	26	H
1938 T	12	12	H

1939 L	13	16	A
1940 L	0	7	H
1941 W	27	7	A
1942 L	18	38	H
1943 W	34	0	A
1944 W	34	0	LN
1945 W	40	7	LN
1946 W	19	8	H
1947 W	35	6	A
1948 W	26	14	H
1949 W	32	13	LN
1950 W	26	13	H
1951 W	34	14	H
1952 W	33	14	RI
1953 L	6	21	H
1954 W	21	0	H
1955 W	20	13	H
1956 W	18	0	H
1957 L	7	20	H
1958 L	0	33	NF
1959 L	12	19	LN
1960 L	16	30	H
1961 W	14	7	NF
1962 W	28	6	H
1963 W	6	0	RI
1964 W	20	19	RI
1965 W	14	10	H
1966 W	38	27	H
1967 L	13	18	H
1968 W	47	0	H
1969 W	28	10	RI
1970 W	49	10	H
1972 W	45	14	H
1973 W	16	0	H
1974 W	28	10	H
1975 W	22	21	H
1976 L	7	13	NF
1977 L	6	30	H
1978 L	9	17	H
1979 W	19	0	H
1981 W	13	10	H
1982 W	37	6	H
1983 W	38	10	H
1984 W	35	7	H
1985 W	40	15	H
1987 W	30	0	H
1991 W	42	0	H
2010 W	48	7	H
2013 W	49	0	H

VIRGINIA TECH

(38-57-5)

1895 W	38	0	H
1896 W	44	0	H
1899 W	28	0	H
1900 W	17	5	H
1901 W	16	0	A
1902 W	6	0	H
1903 W	21	0	RI
1904 W	5	0	RI
1905 L	0	11	H
1923 L	3	6	H
1924 W	6	0	A
1925 W	10	0	H
1926 L	0	6	A
1927 W	7	0	H
1928 L	0	20	A
1929 L	12	32	H
1930 L	13	34	A
1931 T	0	0	H
1932 L	0	13	A
1933 T	6	6	H
1934 L	6	19	A
1935 T	0	0	H
1936 L	6	7	A
1937 L	7	14	H
1938 W	14	6	A
1939 L	0	13	H
1940 L	0	6	NF
1941 W	34	0	NF
1942 L	14	20	NF
1945 W	31	13	RO
1946 T	21	21	RO
1947 W	41	7	RO
1948 W	28	0	RO
1949 W	26	0	RO
1950 W	45	6	RO
1951 W	33	0	RO
1952 W	42	0	RO
1953 L	6	20	H

1954 L	0	6	RO
1955 L	13	17	RO
1956 L	7	14	RO
1957 W	38	7	RI
1958 L	13	22	RO
1959 L	14	40	RI
1960 L	6	40	RO
1961 L	0	20	RO
1962 L	15	20	RO
1963 L	0	10	RO
1964 W	20	17	H
1965 L	14	22	A
1966 L	7	24	H
1970 W	7	0	A
1971 L	0	6	H
1972 W	24	20	H
1973 L	15	27	A
1974 W	28	27	H
1975 L	17	24	A
1976 L	10	14	H
1977 T	14	14	A
1978 W	17	7	H
1979 W	20	18	H
1980 L	0	30	A
1981 L	3	20	H
1982 L	14	21	A
1983 L	0	48	H
1984 W	26	23	A
1985 L	10	28	H
1986 L	10	42	A
1987 W	14	13	H
1988 W	16	10	A
1989 W	32	25	H
1990 L	13	38	A
1991 W	38	0	H
1992 W	41	38	A
1993 L	17	20	H
1994 W	42	23	A
1995 L	29	36	H
1996 L	9	26	A
1997 W	34	20	H
1998 W	36	32	A
1999 L	7	31	H
2000 L	21	42	A
2001 L	17	31	H
2002 L	9	21	A
2003 W	35	21	H
2004 L	10	24	A
2005 L	14	52	H
2006 L	0	17	A
2007 L	21	33	H
2008 L	14	17	A
2009 L	13	42	H
2010 L	7	37	A
2011 L	0	38	H
2012 L	14	17	A
2013 L	6	16	H
2014 L	20	24	A
2015 L	20	23	H
2016 L	10	52	A
2017 L	0	10	H
2018 L	31	34	A
2019 W	39	30	H

WAKE FOREST

(34-15-0)

1889 W	46	4	RI
1911 W	29	6	H
1955 L	7	13	H
1956 W	7	6	H
1957 W	28	20	A
1959 L	12	34	A
1960 L	20	28	H
1961 L	15	21	A
1962 W	14	12	H
1964 L	21	31	H
1966 W	24	10	H
1967 W	14	12	A
1969 L	21	23	H
1970 L	7	27	H
1972 W	15	12	A
1973 W	21	10	H
1974 W	14	0	A
1975 L	21	66	H
1976 W	18	17	A
1977 W	12	10	H
1978 L	0	14	A
1980 W	24	21	A
1981 L	21	24	H
1982 W	34	27	H

1983 L	34	38	A
1984 W	28	9	H
1985 W	20	18	A
1986 W	30	28	A
1987 W	35	21	H
1988 W	34	14	A
1989 W	47	28	H
1990 W	49	14	A
1991 W	48	7	H
1992 W	31	17	A
1993 W	21	9	H
1994 W	42	6	A
1995 W	35	17	H
1996 W	42	7	A
1997 W	21	13	H
1998 W	38	17	A
1999 W	35	7	H
2000 W	27	10	A
2001 L	30	34	H
2002 W	38	34	A
2003 W	27	24	H
2007 W	17	16	H
2008 L	17	28	A
2012 L	10	16	H
2016 L	20	27	A

WASHINGTON

(0-1-0)

1976 L	17	38	A
--------	----	----	---

WASHINGTON & LEE

(21-13-1)

1890 W	46	0	A
1900 W	28	0	H
1901 W	28	0	H
1902 W	16	0	H
1903 W	16	0	H
1904 W	17	0	H
1907 L	5	6	H
1922 W	22	6	A
1923 L	0	7	A
1924 L	7	20	H
1925 L	0	12	A
1926 W	30	7	H
1927 W	13	7	A
1928 W	20	13	H
1929 T	13	13	A
1930 W	21	7	H
1931 L	0	18	A
1932 L	0	7	H
1933 L	0	6	A
1934 L	0	20	H
1935 L	0	20	A
1936 L	0	13	H
1937 L	6	13	A
1938 W	13	0	H
1939 W	7	0	A
1940 W	20	6	H
1941 W	27	7	H
1942 W	34	7	A
1947 W	32	7	H
1948 W	41	6	A
1949 W	27	7	H
1950 W	26	21	RI
1951 L	14	42	A
1952 W	21	14	H
1953 L	13	27	A

WASHINGTON YMCA

(1-0-0)

1893 W	20	0	H
--------	----	---	---

WEST PHILADELPHIA A.C.

(1-0-0)

1894 W	64	0	H
--------	----	---	---



ALL-TIME SCORES

+ Early UVA teams probably coached by student managers and team captains.
(T) Thanksgiving

1888 (2-1-0)

Coach: Unknown +

Captain: Franklyn A. Meacham

N20	Pantops Academy	H	W	20	0
N24	Episcopal H.S.	H	W	16	0
D8	Johns Hopkins	H	L	0	26

1889 (4-2-0)

Coach: Unknown +

Captain: Sidney M. Neely

O8	Pantops Academy	H	W	44	0
O15	Georgetown	H	W	32	0
O22	Johns Hopkins	H	W	58	0
O29	Lehigh	H	L	12	24
N6	Wake Forest	N	W	46	4
N20	Navy	A	L	12	22
N-Richmond, Va.					

1890 (5-2-0)

Coach: Unknown +

Captain: William W. Daggett

N10	Dickinson	N1	W	12	0
O27	Pennsylvania	N2	L	0	72
O28	Princeton	N2	L	0	115
N10	Lafayette	H	W	20	6
N24	Randolph-Macon	H	W	136	0
N26	Washington & Lee	A	W	46	0
N29	Duke	N3	W	10	4
N1, Washington, D.C.; N2, Baltimore, Md.; N3, Richmond, Va.					

1891 (2-1-2)

Coach: Unknown +

Captain: Oliver W. Catchings

N14	St. John's	H	W	34	0
N16	Schuykill Navy	H	T	16	16
N21	Lafayette	H	T	6	6
N23	Princeton JV	H	W	12	0
N28	Duke	N	L	0	20
N-Richmond, Va.					

1892 (3-2-1)

Coach: Unknown +

Captain: Richard S. Thomas, Jr.

O11	Pennsylvania	H	L	0	32
O22	North Carolina	H	W	30	18
O29	Sewanee	N1	W	30	0
N16	Georgetown	H	T	4	4
N24	Duke	N2	W	46	4
N26	North Carolina	N2	L	0	26
N1, Richmond, Va.; N2, Atlanta, Ga.					

1893 (8-3-0)

Coach: John Poe

Captain: John A. Penton

O7	Richmond	H	W	34	4
O14	Penn State	H	L	0	6
O19	Washington YMCA	H	W	20	0
O21	Navy	A	L	0	28
O28	Johns Hopkins	H	W	28	12
N4	Georgetown	H	L	24	28
N11	Duke	N1	W	30	0
N18	Georgetown	A	W	58	0
N22	Navy	A	W	12	0
N25	VMI	A	W	22	0
N30	North Carolina (T)	N2	W	16	0
N1, Lynchburg, Va. N2, Richmond, Va.					

1894 (8-2-0)

Coach: John Poe

Captain: John A. Penton

O2	Richmond	H	W	48	0
O6	Baltimore City Coll.	H	W	36	0
O15	Princeton	N1	L	0	12
O18	Richmond	A	W	28	0
O20	Johns Hopkins	H	W	76	0
O26	Pennsylvania	N2	L	6	14
N3	Rutgers	H	W	20	4
N13	Ft. Monroe	H	W	102	0
N20	W. Philadelphia AC	H	W	64	0
N29	North Carolina (T)	N3	W	34	0
N1, Baltimore, Md.; N2, Washington, D.C.; N3, Richmond, Va.					

1895 (9-2-0)

Coach: Harry Mackey

Captain: John A. Penton

O2	Miller School	H	W	30	0
O5	Virginia Tech	H	W	38	0
O9	Princeton	N1	L	0	36
O12	Maryland A.C.	H	W	20	0
O19	Pennsylvania	A	L	0	54
O26	Gallaudet	H	W	16	6
O29	Roanoke	H	W	14	0
N11	St. Albans	H	W	14	4
N12	Richmond	H	W	62	0
N16	Vanderbilt	N2	W	6	4
N28	North Carolina (T)	N3	W	6	0
N1, Baltimore, Md.; N2, Atlanta, Ga.; N3, Richmond, Va.					

1896 (7-2-2)

Coach: Martin Bergen

Captain: Paul Lee Cocke

O3	Hampton Athletic Club	H	T	10	10
O10	Miller School	H	W	26	2
O14	Pennsylvania	A	L	0	20
O17	St. John's	H	W	48	0
O21	Princeton	A	L	0	48
O31	Virginia Tech	H	W	44	0
N2	St. Albans	H	W	6	0
N11	VMI	N1	W	46	0
N14	Hampton A.C.	A	T	6	6
N21	Gallaudet	H	W	6	0
N26	North Carolina (T)	N2	W	46	0
N1, Lynchburg, Va.; N2, Richmond, Va.					

1897 (6-2-1)

Coach: Martin Bergen

Captain: James Morrison

O2	Franklin & Marshall	H	W	38	0
O9	St. Albans	H	W	14	0
O13	Pennsylvania	A	L	0	42
O30	Georgia	N1	W	17	4
N6	Gallaudet	H	W	20	4
N13	Navy	A	L	0	4
N18	George Washington	H	W	10	0
N25	North Carolina	N2	W	12	0
D6	Vanderbilt (T)	A	T	0	0
N1, Atlanta, Ga.; N2, Richmond, Va.					

1898 (6-5-0)

Coach: Joseph Massie

Captain: Harris T. Collier

O1	St. Albans	H	W	16	0
O12	Pennsylvania	A	L	0	40
O15	Gallaudet	H	W	16	0
O29	George Washington	H	W	47	0
N2	Princeton	A	L	0	12
N5	Md. Medical Col.	H	W	6	0
N8	Georgetown	A	W	12	0
N12	Vanderbilt	N1	W	18	0
N14	West Virginia	N2	L	0	6
N19	Navy	H	L	0	6
N24	North Carolina (T)	N3	L	2	6
N1, Louisville, Ky.; N2, Charleston, W.Va.; N3, Richmond, Va.					

1899 (4-3-2)

Coach: Archie Hoxton

Captain: Harry T. Summersgill

S30	St. Albans	H	W	10	0
O7	Episcopal High	H	W	33	6
O11	Pennsylvania	A	L	6	33
O14	Md. Medical Col.	H	T	0	0
O21	Gallaudet	H	L	5	11
N4	Michigan	N1	L	0	38
N11	Virginia Tech	H	W	28	0
N18	Georgetown	A	T	0	0
N30	Lehigh (T)	N2	W	10	0
N1, Detroit, Mich.; N2, Richmond, Va.					

1900 (7-2-1)

Coach: Archie Hoxton

Captain: John E. Loyd

O5	Washington & Lee	H	W	28	0
O10	Richmond	H	W	51	0
O13	Carlisle	N1	L	2	17
O20	Johns Hopkins	H	W	20	0
O24	VMI	A	T	0	0
N10	Gallaudet	H	W	34	0
N14	Virginia Tech	H	W	17	5
N17	Georgetown	A	L	0	10
N24	North Carolina	N2	W	17	0
N29	Sewanee (T)	N3	W	17	5
N1, Washington, D.C.; N2, Norfolk, Va.; N3, Richmond, Va.					

1901 (8-2-0)

Coach: Wesley Abbott

Captain: Robert M. Coleman

O2	Washington & Lee	H	W	28	0
O5	Roanoke	H	W	68	0
O9	St. Albans	H	W	39	0
O12	Gallaudet	H	W	24	0
O16	Pennsylvania	A	L	5	20
O26	Virginia Tech	A	W	16	0
N11	VMI	N1	W	28	0
N16	Georgetown	A	L	16	17
N23	North Carolina	N2	W	23	6
N28	Sewanee (T)	N3	W	23	5
N1, Lynchburg, Va.; N2, Norfolk, Va.; N3, Richmond, Va.					

1902 (8-1-1)

Coach: John DeSaulles

Captain: H. Dorsey Waters

S30	Washington & Lee	H	W	16	0
O4	St. Albans	H	W	15	0
O18	Nashville	A	W	27	0
O20	Kentucky	A	W	12	0
O25	St. John's	H	W	22	0
N1	Davidson	H	W	35	0
N8	Lehigh	N1	L	6	34
N15	Virginia Tech	H	W	6	0
N22	Carlisle	N2	W	6	5
N27	North Carolina (T)	N3	T	12	12
N1, Washington, D.C.; N2, Norfolk, Va.; N3, Richmond, Va.					

1903 (7-2-1)

Coach: Gresham Poe

Captain: I. Branch Johnson

S26	St. Albans	H	W	16	0
S30	Randolph-Macon	H	W	37	0
O3	Washington & Lee	H	W	16	0
O10	Navy	A	L	5	6
O17	Kentucky	H	W	6	0
O24	Virginia Tech	N1	W	21	0
O31	Davidson	A	W	22	0
N7	St. John's	H	W	48	6
N21	Carlisle	N2	T	6	6
N26	North Carolina (T)	N3	L	0	16
N1, Richmond, Va.; N2, Norfolk, Va.; N3, Richmond, Va.					

1904 (6-3-0)

Coach: Foster Sanford

Captain: Walter W. Council

S24	Randolph-Macon	H	W	16	0
S28	Washington & Lee	H	W	17	0
O1	Pennsylvania	A	L	0	24
O15	N.C. State	H	W	5	0
O22	VMI	H	W	17	0
O29	Carlisle	N2	L	6	14
N5	Virginia Tech	N1	W	5	0
N12	Navy	H	L	0	5
N24	North Carolina (T)	N3	W	12	11
N1, Richmond, Va.; N2, Norfolk, Va.; N3, Richmond, Va.					

1905 (5-4-0)

Coach: William Cole

Captain: Merritt T. Cooke

S27	Randolph-Macon	H	W	59	0
S30	St. John's	H	W	30	5
O7	N.C. State	H	W	10	0
O14	Carlisle	N1	L	0	12
O21	Bucknell	N2	W	15	11
N4	Virginia Tech	H	L	0	11
N11	George Washington	N3	W	55	0
N18	Navy	A	L	0	22
N30	North Carolina (T)	N2	L	0	17
N1, Richmond, Va.; N2, Norfolk, Va.; N3, Washington, D.C.					

1906 (7-2-2)

Coach: William Cole

Captain: Edward Hammond Johnson

S29	St. John's	H	W	11	0
O3	Richmond	H	W	22	0
O6	N.C. State	H	T	0	0
O10	Randolph-Macon	H	W	38	0
O13	Hampden-Sydney	H	W	38	5
O20	VMI	H	W	4	0
O27	Richmond	H	W	12	6
N3	Bucknell	N1	L	5	12
N10	Georgetown	A	W	12	0
N17	George Washington	A	T	0	0
N29	Carlisle (T)	N2	L	17	18



Led by center Bull Early, captain John Penton and back Mack Pope, the 1893 Cavaliers defeated North Carolina 16-0 and were declared "Champions of the South."

1909 (7-1-0)

Coach: John Neff

Captains: B.R. Cecil, Kemper W. Yancey

S25	William & Mary	H	W	30	0
S29	Hampden-Sydney	H	W	37	0
01	Davidson	H	W	11	0
09	St. John's	H	W	12	0
016	Lehigh	N	L	7	11
023	Navy	A	W	5	0
N6	VMI	H	W	32	0
N13	Georgetown	A	W	21	0
N-Norfolk, Va.					

1910 (6-2-0)

Coach: Charles Crawford

Captain: Horace Geyer, Jr.

S24	William & Mary	H	W	10	0
01	Randolph-Macon	H	W	17	0
08	Roanoke	H	W	21	0
015	St. John's	H	W	29	0
022	VMI	H	W	28	0
N5	Carlisle	N1	L	5	22
N12	Georgetown	A	L	0	15
N24	North Carolina (T)	N2	W	7	0
N1, Washington, D.C.; N2, Richmond, Va.					

1911 (8-2-0)

Coach: Kemper Yancey

Captains: Joseph H. Wood, Hedley M. Bowen

S23	Hampden-Sydney	H	W	23	0
S30	William & Mary	H	W	81	0
07	Randolph-Macon	H	W	31	0
014	Swarthmore	H	L	8	9
021	St. John's	H	W	6	0
028	VMI	H	W	22	6
N4	Wake Forest	H	W	29	6
N11	Johns Hopkins	A	W	34	0
N18	Georgetown	A	L	0	9
N30	North Carolina (T)	N	W	28	0
N-Richmond, Va.					

1912 (6-3-0)

Coach: Speed Elliott

Captain: T. Hardy Todd

S28	William & Mary	H	W	60	0
05	Randolph-Macon	H	W	45	0
012	Hampden-Sydney	H	W	10	0
014	South Carolina	H	W	19	0
019	VMI	H	L	0	19
024	Norfolk Blues	H	W	7	0
N2	Vanderbilt	A	L	0	13
N16	Georgetown	A	L	13	16
N28	North Carolina (T)	N	W	66	0
N-Richmond, Va.					

1913 (7-1-0)

Coach: Rice Warren

Captain: Aubrey L. Carter

S27	Randolph-Macon	H	W	40	0
04	South Carolina	H	W	54	0
011	Hampden-Sydney	H	W	53	0
018	VMI	H	W	38	7
025	Georgia	N1	W	13	6
N1	Vanderbilt	H	W	34	0
N15	Georgetown	A	L	7	8
N27	North Carolina (T)	N2	W	26	7
N1, Atlanta, Ga.; N2, Richmond, Va.					

1914 (8-1-0)

Coach: Joseph Wood

Captain: Eugene N. Mayer

S26	Randolph-Macon	H	W	39	0
03	Yale	A	L	0	21
010	Richmond	H	W	62	0
017	South Carolina	H	W	49	7
024	Georgia	H	W	28	0
031	Vanderbilt	A	W	20	7
N7	St. John's	H	W	88	0
N14	Swarthmore	A	W	47	0
N26	North Carolina (T)	N	W	20	3
N-Richmond, Va.					

1915 (8-1-0)

Coach: Harry Varner

Captain: H.W. Coleman

S25	Randolph-Macon	H	W	20	0
02	Yale	A	W	10	0
09	Richmond	H	W	74	0
016	Harvard	A	L	0	9
023	Georgia	A	W	9	7
030	VMI	H	W	44	0
N6	Vanderbilt	H	W	35	10
N13	South Carolina	A	W	13	0
N25	North Carolina (T)	N	W	14	0
N-Richmond, Va.					

1916 (4-5-0)

Coach: Peyton Evans

Captain: Harold A. Sparr

S30	Davidson	H	W	14	0
07	Yale	A	L	3	61
014	Richmond	H	W	21	0
021	Georgia	H	L	7	13
028	Vanderbilt	A	L	6	27
N4	Harvard	A	L	0	51
N11	South Carolina	H	W	35	6
N18	VMI	H	W	20	7
N30	North Carolina (T)	N	L	0	7
N-Richmond, Va.					

-Virginia did not field an intercollegiate varsity football team in 1917 and 1918 during the first World War.

1919 (2-5-2)

Coach: Harris Coleman

Captain: John V. Ray

S27	Randolph-Macon	H	W	12	2
04	Richmond	H	T	0	0
011	Maryland	H	L	0	13
018	VMI	H	W	7	0
025	Harvard	A	L	0	47
N1	Centre	H	L	7	49
N8	Georgia	A	T	7	7
N15	Vanderbilt	H	L	6	10
N27	North Carolina (T)	A	L	0	6

1920 (5-2-2)

Coach: Rice Warren

Captain: A. Hewson Michie

S25	William & Mary	H	W	27	0
02	Randolph-Macon	H	W	65	0
09	VMI	H	L	6	22
016	Johns Hopkins	A	W	14	0
023	Rutgers	A	W	7	0
030	Harvard	A	L	0	24
N6	Georgia	H	T	0	0
N13	Vanderbilt	A	T	7	7
N25	North Carolina (T)	H	W	14	0

1921 (5-4-0)

Coach: Rice Warren

Captain: Hollis Rinehart, Jr.

S24	Davidson	H	W	28	0
01	George Washington	H	W	28	0
08	Richmond	H	W	14	0
015	VMI	A	W	14	7
022	Johns Hopkins	H	W	14	7
029	Princeton	A	L	0	34
N5	Georgia	A	L	0	21
N12	West Virginia	H	L	0	7
N24	North Carolina (T)	A	L	3	7

1922 (4-4-1)

Coach: Thomas J. Campbell

Captain: Thomas S. Hall

S30	George Washington	H	W	34	0
07	Princeton	A	L	0	5
014	Richmond	H	W	14	6
021	VMI	H	L	0	14
028	Johns Hopkins	A	W	19	0
N4	Washington & Lee	H	W	22	6
N11	Georgia	A	T	6	6
N18	West Virginia	A	L	0	13
N30	North Carolina (T)	H	L	7	10

**1923 (3-5-1)****Coach:** Earle Neale**Captain:** Staige D. Blackford

S29	Furman	H	L	10	13
O6	Richmond	H	W	9	0
O13	St. John's	H	W	32	7
O20	VMI	H	L	0	35
O27	Duke	H	W	33	0
N3	Washington & Lee	A	L	0	7
N10	Georgia	A	L	0	13
N17	Virginia Tech	H	L	3	6
N29	North Carolina (T)	A	T	0	0

1924 (5-4-0)**Coach:** Earle Neale**Captain:** Samuel W. Maphis

S27	Hampden-Sydney	H	W	13	9
O4	Harvard	A	L	0	14
O11	Randolph-Macon	H	W	26	6
O18	VMI	A	W	13	0
O25	Pennsylvania	A	L	0	27
N1	Washington & Lee	H	L	7	20
N8	Georgia	H	L	0	7
N15	Virginia Tech	A	W	6	0
N27	North Carolina (T)	H	W	7	0

1925 (7-1-1)**Coach:** Earle Neale**Captain:** A.C. Carter Diffey

S26	Hampden-Sydney	H	W	40	0
O3	Georgia	A	W	7	6
O10	Richmond	H	W	19	0
O17	VMI	H	W	18	10
O24	Maryland	H	W	6	0
N7	Washington & Lee	A	L	0	12
N14	Virginia Tech	H	W	10	0
N17	Randolph-Macon	H	W	41	0
N26	North Carolina (T)	A	T	3	3

1926 (6-2-2)**Coach:** Earle Neale**Captain:** Charles M. Mackall

S25	Hampden-Sydney	H	T	0	0
O2	Georgia	H	L	7	27
O9	Lynchburg	H	W	38	0
O16	VMI	A	W	14	7
O23	Virginia Tech	A	L	0	6
O30	South Carolina	A	W	6	0
N6	Washington & Lee	H	W	30	7
N13	Maryland	A	T	6	6
N20	Randolph-Macon	H	W	57	0
N25	North Carolina (T)	H	W	3	0

1927 (5-4-0)**Coach:** Earle Neale**Captain:** Bickerton Winston Cardwell

S24	Hampden-Sydney	H	W	38	6
O1	Georgia	A	L	0	32
O8	South Carolina	H	L	12	13
O15	VMI	H	W	13	8
O22	Virginia Tech	H	W	7	0
O29	Tennessee	A	L	0	42
N5	Washington & Lee	A	W	13	7
N12	Maryland	H	W	21	0
N24	North Carolina (T)	A	L	13	14

1928 (2-6-1)**Coach:** Earle Neale**Captain:** William C. Luke

S29	Randolph-Macon	H	W	66	0
O6	South Carolina	H	L	13	24
O13	Princeton	A	T	0	0
O20	VMI	A	L	0	9
O27	Vanderbilt	A	L	0	34
N3	Washington & Lee	H	W	20	13
N10	Virginia Tech	A	L	0	20
N17	Maryland	A	L	2	18
N29	North Carolina (T)	H	L	20	24

1929 (4-3-2)**Coach:** Earl Abell**Captain:** John K. Sloan

S28	Randolph-Macon	H	W	27	6
O5	South Carolina	A	W	6	0
O12	Swarthmore	H	W	12	7
O19	VMI	H	L	7	20
O26	St. John's	H	W	32	7
N2	Maryland	A	T	13	13
N9	Virginia Tech	H	L	12	32
N16	Washington & Lee	A	T	13	13
N28	North Carolina (T)	A	L	7	41

1930 (4-6-0)**Coach:** Earl Abell**Captain:** Hunter C. Motley

S20	Roanoke	H	W	37	0
S27	Randolph-Macon	H	W	48	0
O4	Duke	A	L	0	32
O11	Pennsylvania	A	L	6	40
O18	VMI	A	W	13	0
O25	Kentucky	A	L	0	47
N1	Maryland	H	L	6	14
N8	Virginia Tech	A	L	13	34
N15	Washington & Lee	H	W	21	7
N27	North Carolina (T)	H	L	0	41

1931 (1-7-2)**Coach:** Fred Dawson**Captain:** William T. Thomas

S19	Roanoke	H	W	18	0
S26	Randolph-Macon	H	T	7	7
O3	Maryland	A	L	6	7
O10	Sewanee	H	L	0	3
O15	VMI	H	L	3	18
O24	Washington & Lee	A	L	0	18
O31	Harvard	A	L	0	19
N7	Columbia	A	L	0	27
N14	Virginia Tech	H	T	0	0
N26	North Carolina (T)	A	L	6	13

1932 (5-4-0)**Coach:** Fred Dawson**Captain:** Lewis G. Reiss

S24	Hampden-Sydney	H	W	32	0
O1	Maryland	H	W	7	6
O8	Roanoke	H	W	12	0
O15	Columbia	A	L	6	22
O22	VMI	A	L	4	6
O29	St. John's	H	W	20	6
N5	Washington & Lee	H	L	0	7
N12	Virginia Tech	A	L	0	13
N24	North Carolina (T)	H	W	14	7

1933 (2-6-2)**Coach:** Fred Dawson**Captain:** Ray A. Burger

S23	Hampden-Sydney	H	T	7	7
S30	Randolph-Macon	H	W	39	0
O7	Ohio State	A	L	0	75
O14	Columbia	A	L	6	15
O21	Navy	A	L	7	13
O28	VMI	H	L	12	13
N4	Maryland	H	W	6	0
N11	Washington & Lee	A	L	0	6
N18	Virginia Tech	H	T	6	6
N30	North Carolina (T)	A	L	0	14

1934 (3-6-0)**Coach:** Gus Tebell**Captain:** Thomas G. Johnson

S29	Hampden-Sydney	H	W	8	0
O6	Navy	N	L	6	21
O13	St. John's	H	W	27	6
O20	Dartmouth	A	L	0	27
O27	VMI	A	W	17	13
N3	Maryland	A	L	0	20
N10	Washington & Lee	H	L	0	20
N17	Virginia Tech	A	L	6	19
N29	North Carolina (T)	H	L	6	25
N-Washington, D.C.					

1935 (1-5-4)**Coach:** Gus Tebell**Captain:** John W. Leys

S21	William & Mary	A	T	0	0
S28	Hampden-Sydney	H	L	7	12
O5	Davidson	H	T	0	0
O10	Navy	A	L	7	26
O19	St. John's	H	W	18	0
O26	VMI	H	T	0	0
N2	Maryland	H	L	7	14
N9	Washington & Lee	A	L	0	20
N16	Virginia Tech	H	T	0	0
N28	North Carolina (T)	A	L	0	61

1936 (2-7-0)**Coach:** Gus Tebell**Captains:** Leonard Trell, Harry Martin

S26	Hampden-Sydney	H	W	26	10
O3	William & Mary	N	W	7	0
O10	Navy	A	L	14	35
O17	Maryland	H	L	0	21
O24	Washington & Lee	H	L	0	13
O31	VMI	A	L	6	12
N7	Harvard	A	L	0	65
N14	Virginia Tech	A	L	6	7
N26	North Carolina (T)	H	L	14	59
N-Norfolk, Va.					

1937 (2-7-0)**Coach:** Frank Murray**Captain:** William R. Weeks, II; Stephen R. Davenport

S25	Hampden-Sydney	H	W	13	7
O2	Princeton	A	L	0	26
O9	Navy	A	L	13	40
O16	Maryland	H	L	0	3
O23	VMI	H	L	7	26
O30	William & Mary	H	W	6	0
N6	Washington & Lee	A	L	6	13
N13	Virginia Tech	H	L	7	14
N25	North Carolina #19 (T)	A	L	0	40

1938 (4-4-1)**Coach:** Frank Murray**Captain:** John W. Acree

S24	VMI	H	T	12	12
O1	Washington & Lee	H	W	13	0
O8	Navy	A	L	0	33
O15	Virginia Tech	A	W	14	6
O22	Maryland	A	W	27	19
O29	William & Mary	H	W	34	0
N5	Columbia	A	L	0	39
N12	Harvard	A	L	13	40
N24	North Carolina (T)	H	L	0	20

1939 (5-4-0)**Coach:** Frank Murray**Captains:** James T. Gillette, Jr.; Harry C. McClagherty

S23	Hampden-Sydney	H	W	26	0
O7	Navy	A	L	12	14
O14	Maryland	H	W	12	7
O21	VMI	A	L	13	16
O28	William & Mary	N	W	26	6
N4	Chicago	H	W	47	0
N10	Washington & Lee	A	W	7	0
N18	Virginia Tech	H	L	0	13
N30	No. Carolina #16 (T)	A	L	0	19
N-Norfolk, Va.					

1940 (4-5-0)**Coach:** Frank Murray**Captain:** Lee M. McLaughlin

S28	Lehigh	H	W	32	0
O5	Yale	A	W	19	14
O12	Maryland	A	W	19	6
O19	VMI	H	L	0	7
O26	William & Mary	A	L	6	13
N2	Virginia Tech	N	L	0	6
N9	Washington & Lee	H	W	20	6
N16	Tennessee #5	A	L	14	41
N23	North Carolina	H	L	7	10
N-Norfolk, Va.					

1941 (8-1-0)**Coach:** Frank Murray**Captain:** William M. Dudley

S20	Hampden-Sydney	H	W	41	0
S27	Lafayette	H	W	25	0
O4	Yale	A	L	19	21
O11	Richmond	H	W	44	0
O18	VMI	A	W	27	7
N1	Virginia Tech	N	W	34	0
N8	Washington & Lee	A	W	27	7
N15	Lehigh	H	W	34	0
N20	North Carolina (T)	A	W	28	7
N-Norfolk, Va.					

1942 (2-6-1)**Coach:** Frank Murray**Captain:** William M. Hill

S26	Hampden-Sydney	H	W	12	0
O3	Navy	A	L	0	35
O10	VMI	H	L	18	38
O17	Richmond	A	T	7	7
O24	Lafayette	A	L	13	19
O31	Virginia Tech	N	L	14	20
N7	Washington & Lee	A	W	34	7
N14	Maryland	H	L	12	27
N21	North Carolina	H	L	13	28
N-Norfolk, Va.					

1943 (3-4-1)**Coach:** Frank Murray**Captains:** Richard S. Cofer, Robert D. Seiler

S25	Richmond Air Base	H	T	7	7
O2	West Virginia	N	W	6	0
O9	Richmond	H	L	7	16
O23	Apprentice School	A	L	6	7
O30	VMI	A	W	34	0
N6	Maryland	H	W	39	0
N13	Duke #7	A	L	0	49
N27	North Carolina	A	L	7	54
N-Charleston, W.Va.					

1944 (6-1-2)**Coach:** Frank Murray**Captain:** James T. Fahey

1946 (4-4-1)

Coach: Art Guepe

Captain: H. Lockwood Frizzell

S28	Hampden-Sydney	H	W	71	0
05	Virginia Tech	N	T	21	21
012	VMI	H	W	19	8
019	Pennsylvania #6	A	L	0	40
N2	Richmond	A	L	7	19
N9	Princeton	A	W	20	6
N16	N.C. State	A	L	7	27
N23	West Virginia	H	W	21	0
N30	North Carolina #11	H	L	14	49

N-Roanoke, Va.

1947 (7-3-0)

Coach: Art Guepe

Captain: H. Lockwood Frizzell

S27	George Washington	H	W	33	13
04	Virginia Tech	N1	W	41	7
011	Harvard	H	W	47	0
018#16	Washington & Lee	H	W	32	7
025#13	VMI	A	W	35	6
N1	#12 Richmond	H	W	34	0
N8	#10 Pennsylvania #4	A	L	7	19
N15#15	West Virginia	A	W	6	0
N22#16	N.C. State	H	L	2	7
N29	North Carolina #10	A	L	7	40

N1, Roanoke, Va.

1948 (5-3-1)

Coach: Art Guepe

Captain: Joseph McCary

S25	Miami (Ohio)	H	T	14	14
02	Virginia Tech	N	W	28	0
09	George Washington	H	L	12	20
016	Washington & Lee	A	W	41	6
023	VMI	H	W	26	14
030	Princeton	A	L	14	55
N6	N.C. State	A	W	21	14
N13	West Virginia	H	W	7	0
N27	North Carolina #4	H	L	12	34

N-Roanoke, Va.

1949 (7-2-0)

Coach: Art Guepe

Captain: John Thomas

S24	George Washington	H	W	27	13
01	Miami (Ohio)	H	W	21	18
08	Virginia Tech	N1	W	26	0
015	Washington & Lee	H	W	27	7
022	VMI	N2	W	32	13
029	West Virginia	H	W	19	14
N5	#19 Pennsylvania #20t	A	W	26	14
N19	#9 Tulane #19t	H	L	14	28
N26	North Carolina #19	A	L	7	14

N1, Roanoke, Va.; N2, Lynchburg, Va.

1950 (8-2-0)

Coach: Art Guepe

Captains: Robert C. Weir, John Papit

S23	George Washington	H	W	19	0
S30	Pennsylvania	A	L	7	21
07	Virginia Tech	N1	W	45	6
014	Washington & Lee	N2	W	26	21
021	VMI	H	W	26	13
028	West Virginia	A	W	28	21
N4	Citadel	A	W	34	14
N11	William & Mary	H	W	13	0
N18	Tulane	A	L	18	42
D2	North Carolina	H	W	44	13

N1, Roanoke, Va.; N2, Richmond, Va.

1951 (8-1-0)

Coach: Art Guepe

Captain: Joseph Palumbo

S29	George Washington	H	W	20	0
06	Virginia Tech	N	W	33	0
013	Washington & Lee	A	L	14	42
020	VMI	H	W	34	14
027	Duke	A	W	30	7
N3	Citadel	H	W	39	0
N10	North Carolina	H	W	34	14
N17	South Carolina	H	W	28	27
N24#15	William & Mary	H	W	46	0

N-Roanoke, Va.

Note: Virginia ranked No. 13 in final AP poll.

1952 (8-2-0)

Coach: Art Guepe

Captain: William H. Chisholm

S27	Vanderbilt	H	W	27	0
04	#16 Virginia Tech	N1	W	42	0
011#15	George Washington	H	W	50	0
018#11	VMI	N2	W	33	14
025	#9 Duke #6	H	L	7	21
N1	#16 South Carolina	N3	L	14	21
N8	North Carolina	A	W	34	7
N15	Richmond	H	W	49	0
N22	Washington & Lee	H	W	21	14
N29#20	William & Mary	A	W	20	13

N1, Roanoke, Va.; N2, Richmond, Va.; N3, Norfolk, Va.

1953 (1-8-0)

Coach: Ned McDonald

Captains: Robert Potter, Joseph Mehalick

S26	Virginia Tech	H	L	6	20
03	South Carolina	H	L	0	19
010	George Washington	N1	W	24	20
017	VMI	H	L	6	21
024	Vanderbilt	A	L	13	28
031	Duke #13	N2	L	6	48
N7	Pittsburgh	H	L	0	26
N14	Washington & Lee	A	L	13	27
N21	North Carolina	H	L	7	33

N1, Alexandria, Va.; N2, Norfolk, Va.

1954 (3-6-0; 0-2 ACC, 7th)

Coach: Ned McDonald

Captain: Henry Strempek

S25	Lehigh	H	W	27	21
02	George Washington	H	W	14	13
09	Penn State #12	A	L	7	34
016	VMI	H	W	21	0
023	Virginia Tech #14	N	L	0	6
030	Army #9	A	L	20	21
N13	South Carolina	A	L	0	27
N20	North Carolina	H	L	14	26
N27	West Virginia #12	H	L	10	14

N-Roanoke, Va.

1955 (1-9-0; 0-4 ACC, 8th)

Coach: Ned McDonald

Captain: John J. Polzer

S24	Clemson	H	L	7	20
01	George Washington	H	L	0	13
08	Penn State	N1	L	7	26
015	VMI	H	W	20	13
022	Virginia Tech	N2	L	13	17
029	Vanderbilt	A	L	7	34
N5	Pittsburgh	A	L	7	18
N12	Wake Forest	H	L	7	13
N19	North Carolina	A	L	14	26
N26	South Carolina	H	L	14	21

N1, Richmond, Va.; N2, Roanoke, Va.

1956 (4-6-0; 1-4 ACC, 8th)

Coach: Ben Martin

Captain: Henry W. Jordan

S22	VMI	H	W	18	0
S29	Duke	H	L	7	40
06	Wake Forest	H	W	7	6
013	South Carolina #20t	N1	L	13	27
020	Lehigh	A	W	24	12
027	Virginia Tech #16	N2	L	7	14
N3	Vanderbilt	H	L	2	6
N10	North Carolina	H	*W	7	21
N17	Navy #15	N3	L	7	34
N24	Clemson	A	L	0	7

* Forfeit

N1, Richmond, Va.; N2, Roanoke, Va.; N3, Baltimore

1957 (3-6-1; 2-4 ACC, 6th)

Coach: Ben Martin

Captain: James A. H. Bakhtiar

S21	West Virginia	A	T	6	6
S28	Duke #7	A	L	0	40
05	Wake Forest	A	W	28	20
012	Clemson	H	L	6	20
019	Virginia Tech	N	W	38	7
026	Army #9	H	L	12	20
N2	VMI	H	L	7	20
N16	South Carolina	H	L	0	13
N23	Maryland	A	L	0	12
N30	North Carolina	A	W	20	13

N-Richmond, Va.

1958 (1-9-0; 1-5 ACC, 8th)

Coach: Richard Voris

Captains: Reece Whitley, Frank L. Call

S20	Clemson #18	A	L	15	20
S27	Duke	H	W	15	12
04	N.C. State	H	L	14	26
011	Virginia Tech	N1	L	13	22
018	Army #1	A	L	6	35
025	Vanderbilt	A	L	6	39
N1	VMI	N2	L	0	33
N8	North Carolina #15	H	L	0	42
N15	South Carolina	A	L	14	28
N22	Maryland	H	L	6	44

N1, Roanoke, Va.; N2, Norfolk, Va.

1959 (0-10-0; 0-5 ACC, 8th)

Coach: Richard Voris

Captain: Robert Edwards

S19	William & Mary	H	L	0	37
S26	Clemson #5	H	L	0	47
03	Florida #19	A	L	10	55
010	VMI	N1	L	12	19
017	Virginia Tech	N2	L	14	40
024	Vanderbilt	H	L	0	33
031	Wake Forest	A	L	12	34
N7	South Carolina	H	L	20	32
N14	North Carolina	A	L	0	41
N21	Maryland	A	L	12	55

N1, Lynchburg, Va.; N2, Richmond, Va.

1960 (0-10-0; 0-6 ACC, 6th)

Coach: Richard Voris

Captains: John K. Marlow, Fred Shepherd,

Louis Martig

S24	William & Mary	N1	L	21	41
01	N.C. State	A	L	7	26
08	Clemson #8	A	L	7	21
015	VMI	H	L	16	30
022	Virginia Tech	N2	L	6	40
029	Wake Forest	H	L	20	28
N12	Navy #8	A	L	6	41
N19	Maryland	H	L	12	44
N26	North Carolina	H	L	8	35
D3	South Carolina	A	L	0	26

N1, Norfolk, Va.; N2, Roanoke, Va.

1961 (4-6-0; 2-4 ACC, 8th)

Coach: Bill Elias

Captains: Louis Martig, Ronald Gassert

S23	William & Mary	H	W	21	6
S30	Duke	N1	L	0	42
07	N.C. State	H	L	14	21
014	VMI	N2	W	14	7
021	Virginia Tech	N3	L	0	20
028	Wake Forest	A	L	15	21
N4	South Carolina	H	W	28	20
N18	Navy	A	L	3	13
N25	Maryland	H	W	28	16
D2	North Carolina	A	L	0	24

N1, Richmond, Va.; N2, Norfolk, Va.; N3, Roanoke, Va.

1962 (5-5-0; 1-4 ACC, 7th)

Coach: Bill Elias

Captains: Gary Cuozzo, Carl Kuhn, Dave

Graham					
S22	William & Mary	H	W	19	7
06	Virginia Tech	N	L	15	20
013	VMI	H	W	28	6
020	Wake Forest	H	W	14	12
027	Davidson	H	W	34	7
N3	South Carolina	A	L	6	40
N10	North Carolina	H	L	7	11
N17	N.C. State	A	L	12	24
N24	Maryland	A	L	18	40
D1	Rutgers	A	W	41	0

N-Roanoke, Va.

1963 (2-7-1; 0-5-1 ACC, 8th)

Coach: Bill Elias

Captain: Turnley Todd

S21	North Carolina	A	L	7	11
S28	Duke	H	L	8	30
05	Virginia Tech	N1	L	0	10
012	VMI	N2	W	6	0
019	South Carolina	H	T	10	10
026	Clemson	H	L	0	35
N2	N.C. State	N3	L	9	15
N9	William & Mary	H	W	9	7
N16	Boston College	A	L	21	30
N28	Maryland(T)	A	L	6	21

N1, Roanoke, Va.; N2, Richmond, Va.; N3, Norfolk, Va.

1964 (5-5-0; 1-5 ACC



Terry Kirby plunged into the end zone for a third-quarter touchdown in Virginia's 20-7 win over Clemson in 1990. The win snapped a 29-game losing streak against the Tigers and helped launch UVA's thrilling ride to the top of the polls.

1967 (5-5-0; 3-3 ACC, 4th)**Coach:** George Blackburn**Captain:** Malcolm McGregor

S23	Army	A	L	7	26
S30	Buffalo	H	W	35	12
07	Wake Forest	A	W	14	12
014	Duke	H	L	6	13
021	South Carolina	A	L	23	24
028	VMI	H	L	13	18
N4	N.C. State #4	H	L	8	30
N11	North Carolina	H	W	40	17
N18	Tulane	A	W	14	10
N25	Maryland	A	W	12	7

1968 (7-3-0; 3-2 ACC, 3rd)**Coach:** George Blackburn**Captains:** Richard Brand, Clyde E. Arnette

S21	Purdue #1	A	L	6	44
S28	VMI	H	W	47	0
05	Davidson	H	W	41	14
012	Duke	A	W	50	20
019	N.C. State	A	L	0	19
026	Navy	A	W	24	0
N2	South Carolina	H	L	28	49
N9	North Carolina	A	W	41	6
N16	Tulane	H	W	63	47
N23	Maryland	H	W	28	23

1969 (3-7-0; 1-5 ACC, 8th)**Coach:** George Blackburn**Captains:** Frederic L. Moschel, Robert C. Rannigan

S20	Clemson	H	L	14	21
S27	Duke	H	W	10	0
04	William & Mary	A	W	28	15
011	VMI	N	W	28	10
018	N.C. State	H	L	0	31
025	Navy	A	L	0	10
N1	North Carolina	H	L	0	12
N8	Wake Forest	H	L	21	23
N15	Tulane	A	L	0	31
N22	Maryland	A	L	14	17
N-Richmond, Va.					

1970 (5-6-0; 0-6 ACC, 8th)**Coach:** George Blackburn**Captains:** Daniel S. Ryczek, Paul S. Reid

S12	Virginia Tech	A	W	7	0
S19	Clemson	A	L	17	27
S26	Duke	A	L	7	17
03	Wake Forest	H	L	7	27
010	VMI	H	W	49	10
017	Army	H	W	21	20
024	William & Mary	H	W	33	6
031	North Carolina	A	L	15	30
N7	N.C. State	A	L	16	21
N14	Colgate	H	W	54	12
N21	Maryland	H	L	14	17

1971 (3-8-0; 2-3 ACC, T-3rd)**Coach:** Don Lawrence**Captains:** Gary Helman, Andy Selfridge

S11	Navy	H	L	6	10
S18	Michigan #4	A	L	0	56
S25	Duke #20	H	L	0	28
02	Vanderbilt	H	W	27	23
09	South Carolina	A	L	14	34
016	Clemson	N	L	15	32
023	Army	A	L	9	14
030	N.C. State	A	W	14	10
N6	Virginia Tech	H	L	0	6
N13	North Carolina	H	L	20	32
N20	Maryland	A	W	29	27
N-Richmond, Va.					

1972 (4-7-0; 1-5 ACC, T-6th)**Coach:** Don Lawrence**Captains:** Thomas F. Kennedy, William M. Williams

S9	South Carolina	A	W	24	16
S16	Virginia Tech	H	W	24	20
S23	West Virginia	H	L	10	48
S30	Duke	A	L	13	37
07	Vanderbilt	A	L	7	10
014	VMI	H	W	45	14
021	Clemson	A	L	21	37
028	Maryland	H	L	23	24
N4	N.C. State	H	L	14	35
N11	North Carolina #18	A	L	3	23
N18	Wake Forest	A	W	15	12

1973 (4-7-0; 3-3 ACC, 4th)**Coach:** Don Lawrence**Captains:** Paul Ryczek, Gerard Mullins, Anthony Zmudzin

S8	VMI	H	W	16	0
S15	N.C. State #17	A	L	23	43
S22	Missouri #20t	A	L	7	31
S29	Duke	H	W	7	3
06	Vanderbilt	H	L	22	39
013	Clemson	A	L	27	32
020	Virginia Tech	A	L	15	27
027	Wake Forest	H	W	21	10
N3	North Carolina	H	W	44	40
N10	Maryland	A	L	0	33
N17	West Virginia	A	L	17	42

1974 (4-7-0; 1-5 ACC, 6th)**Coach:** Sonny Randle**Captain:** Richard J. Ambrose

S14	Navy	A	L	28	35
S21	William & Mary	H	W	38	28
S28	Duke	A	L	7	27
05	Georgia Tech	A	L	24	28
012	N.C. State #11	H	L	21	22
019	Virginia Tech	H	W	28	27
026	Wake Forest	A	W	14	0
N2	North Carolina	A	L	10	24
N9	VMI	H	W	28	10
N16	Clemson	A	L	9	28
N23	Maryland #11	H	L	0	10

1975 (1-10-0; 0-5 ACC, 7th)

Coach: Sonny Randle

Captains: Scott Gardner, Thomas Glassic

S13	Navy	H	L	14	42
S20	VMI	H	W	22	21
S27	Duke	A	L	11	26
O4	North Carolina	H	L	28	31
O11	South Carolina	A	L	14	41
O18	Virginia Tech	A	L	17	24
O25	Wake Forest	H	L	21	66
N1	Vanderbilt	A	L	14	17
N8	East Carolina	H	L	10	61
N15	Syracuse	H	L	0	37
N22	Maryland #20	A	L	24	62

1976 (2-9-0; 1-4 ACC, 6th)

Coach: Dick Bestwick

Captains: Michael Ozdowski, James K. Wicks, Gregory A. McDaniel

S11	Washington	A	L	17	38
S18	William & Mary	H	L	0	14
S25	Duke	H	L	6	21
O2	Georgia Tech	A	L	14	35
O9	South Carolina	A	L	7	35
O16	Virginia Tech	H	L	10	14
O23	Wake Forest	A	W	18	17
O30	VMI	N	L	7	13
N6	Lehigh	H	W	21	20
N13	North Carolina	A	L	6	31
N20	Maryland #6t	H	L	0	28
N-Norfolk, Va.					

1977 (1-9-1; 1-5 ACC, 6th)

Coach: Dick Bestwick

Captains: Samuel J. Pfabe

S10	N.C. State	A	L	0	14
S17	Texas #18	A	L	0	68
S24	Duke	H	L	7	31
O1	West Virginia	H	L	0	13
O8	Clemson	A	L	0	31
O15	Virginia Tech	A	T	14	14
O22	Wake Forest	H	W	12	10
O29	Syracuse	A	L	3	6
N5	VMI	H	L	6	30
N12	North Carolina #19	H	L	14	35
N19	Maryland	A	L	0	28

1978 (2-9-0; 0-6 ACC, 7th)

Coach: Dick Bestwick

Captains: Edward W. Smith, Derrick L. Gasper

S9	Wake Forest	A	L	0	14
S16	Navy	H	L	0	32
S23	Army	A	W	21	17
S30	VMI	H	L	9	17
O7	Duke	A	L	13	20
O14	Clemson	H	L	14	30
O21	Virginia Tech	H	W	17	7
N4	West Virginia	A	L	17	20
N11	Maryland #13	H	L	7	17
N18	North Carolina	A	L	20	38
N25	N.C. State	H	L	21	24

1979 (6-5-0; 2-4 ACC, 6th)

Coach: Dick Bestwick

Captains: Steve Potter, Michael Newhall

S8	Richmond	H	W	31	0
S15	N.C. State #19	A	L	27	31
S22	VMI	H	W	19	0
S29	Duke	H	W	30	12
O6	Clemson	A	L	7	17
O13	James Madison	H	W	69	9
O20	Navy #20	A	L	10	17
N3	Georgia	A	W	31	0
N10	Virginia Tech	H	W	20	18
N17	North Carolina	H	L	7	13
N24	Maryland	A	L	7	17

1980 (4-7-0; 2-4 ACC, T-4th)

Coach: Dick Bestwick

Captains: Quentin Murray, Brian Musselman, Thomas Vigorito

S13	Navy	H	W	6	3
S20	N.C. State	H	L	13	27
S27	Duke	A	W	20	17
O4	West Virginia	A	L	21	45
O11	Clemson	H	L	24	27
O18	Virginia Tech	A	L	0	30
O25	Wake Forest	A	W	24	21
N1	Tennessee	A	W	16	13
N8	Rutgers	H	L	17	19
N15	North Carolina #15	A	L	3	26
N22	Maryland	H	L	0	31

1981 (1-10-0; 0-6 ACC, 7th)

Coach: Dick Bestwick

Captains: Keith Lee, Todd Kirtley

S12	West Virginia	H	L	18	32
S18	Rutgers	A	L	0	3
S26	Duke	H	L	24	29
O3	N.C. State	A	L	24	30
O10	Clemson #9	A	L	0	27
O17	South Carolina	A	L	3	21
O24	Wake Forest	H	L	21	24
O31	VMI	H	W	13	10
N14	North Carolina #13	H	L	14	17
N21	Maryland	A	L	7	48
N28	Virginia Tech	H	L	3	20

1982 (2-9-0; 1-5 ACC, 6th)

Coach: George Welsh

Captains: Pat Chester, Kevin Riccio

S11	Navy	A	L	16	20
S18	James Madison	H	L	17	21
S25	Duke	A	L	17	51
O2	N.C. State	H	L	13	16
O9	Clemson	H	L	0	48
O23	Wake Forest	H	W	34	27
O30	VMI	H	W	37	6
N6	Georgia Tech	A	L	32	38
N13	North Carolina	A	L	14	27
N20	Maryland #19	H	L	14	45
N25	Virginia Tech (T)	A	L	14	21

1983 (6-5-0; 3-3 ACC, T-4th)

Coach: George Welsh

Captains: Dave Bond, Rich Riccardi, Wayne Schuchts, Billy Smith

S3	Duke	H	W	38	30
S10	Navy	H	W	27	16
S17	James Madison	H	W	21	14
S24	N.C. State	A	W	26	14
O1	Maryland #19	A	L	3	23
O8	Clemson	A	L	21	42
O15	VMI	H	W	38	10
O22	Wake Forest	A	L	34	38
N3	Georgia Tech	A	L	27	31
N12	North Carolina #19	H	W	17	14
N19	Virginia Tech	H	L	0	48

1984 (8-2-2; 3-1-2 ACC, 2nd)

Peach Bowl Champions

Coach: George Welsh

Captains: Tom Kilgannon, Lester Lyles, Bob Olderman

S8	Clemson #3	H	L	0	55
S15	VMI	H	W	35	7
S22	Navy	A	W	21	9
S29	Virginia Tech	A	W	26	23
O6	Duke	A	W	38	10
O13	Georgia Tech #20	H	T	20	20
O20	Wake Forest	H	W	28	9
N3	West Virginia #12	A	W	27	7
N10	N.C. State	H	W	45	0
N17#19	North Carolina	A	T	24	24
N24	Maryland #18	H	L	34	45
D31	Purdue	N	W	27	24
(Peach Bowl-Atlanta, Ga.)					

Note: Virginia ranked No. 20 in final AP poll.

1985 (6-5-0; 4-3 ACC, T-3rd)

Coach: George Welsh

Captains: Jim Dombrowski, Charles McDaniel,

Antonio Rice					
S14	VMI	H	W	40	15
S21	Georgia Tech	A	W	24	13
S28	Navy	H	L	13	17
O5	Duke	H	W	37	14
O12	Clemson	A	L	24	27
O19	Virginia Tech	H	L	10	28
O26	Wake Forest	A	W	20	18
N2	West Virginia	H	W	27	7
N9	N.C. State	A	L	22	23
N16	North Carolina	H	W	24	22
N29	Maryland	A	L	21	33

1986 (3-8-0; 2-5 ACC, T-6th)

Coach: George Welsh

Captains: Kevin Gould, Antonio Rice, Sean Scott

S6	South Carolina	H	W	30	20
S13	Navy	A	L	10	20
S20	Georgia Tech	H	L	14	28
S27	Duke	A	L	13	20
O4	Wake Forest	A	W	30	28
O11	Clemson #20	H	L	17	31
O25	Virginia Tech	A	L	10	42
N1	William & Mary	H	L	37	41
N8	N.C. State #15	H	W	20	16
N15	North Carolina	A	L	7	27
N28	Maryland	H	L	10	42

1987 (8-4-0; 5-2 ACC, 2nd)

All American Bowl Champions

Coach: George Welsh

Captains: Sean Scott, Scott Secules

S5	Georgia #20	A	L	22	30
S12	Maryland	A	L	19	21
S19	Virginia Tech	H	W	14	13
S26	Duke	H	W	42	17
O3	VMI	H	W	30	0
O10	Clemson #8	A	L	21	38
O17	South Carolina	A	L	10	58
O24	Wake Forest	H	W	35	21
N7	Georgia Tech	A	W	23	14
N14	North Carolina	H	W	20	17
N21	N.C. State	A	W	34	31
D22	Brigham Young	N	W	22	16
(All American Bowl -Birmingham, Ala.)					

1988 (7-4-0; 5-2 ACC, 2nd)

Coach: George Welsh

Captains: Roy Brown, David Griggs, Jeff Lage-man

S3	William & Mary	H	W	31	23
S10	Penn State #18	H	L	14	42
S17	Georgia Tech	H	W	17	16
S24	Duke	A	L	34	38
O8	Clemson #11	H	L	7	10
O15	Louisville	A	L	28	30
O22	Wake Forest	A	W	34	14
O29	Virginia Tech	A	W	16	10
N5	N.C. State	H	W	19	14
N12	North Carolina	A	W	27	24
N19	Maryland	H	W	24	23

1989 (10-3; 6-1 ACC, T-1st)

ACC Co-Champions

Coach: George Welsh

Captains: Roy Brown, Shawn Moore, Ray Savage

A31	Notre Dame #2	N1	L	13	36
(Kickoff Classic)					
S9	Penn State #12	A	W	14	6
S16	Georgia Tech	A	W	17	10
S23	Duke	H	W	49	28
S30	William & Mary	H	W	24	12
O7	Clemson #15	A	L	20	34
O14	North Carolina	H	W	50	17
O21	Wake Forest	H	W	47	28
O28	Louisville	H	W	16	15
N4	#24 N.C. State #18	A	W	20	9
N11#18	Virginia Tech	H	W	32	25
N18#16	Maryland	A	W	48	21
J1	#15 Illinois #11	N2	L	21	31
(Florida Citrus Bowl)					

N1, East Rutherford, N.J.; N2, Orlando, Fla.

Note: Virginia ranked No. 18 in final AP poll.

1990 (8-4; 5-2 ACC, T-2nd)

Coach: George Welsh

Captains: Ron Carey, Joe Hall, Shawn Moore

S1	#15 Kansas	A	W	59	10
S8	#14 Clemson #9	H	W	20	7
S15#11	Navy	H	W	56	14
S22#10	Duke	A	W	59	0
S29	#7 William & Mary	H	W	63	35
O13	#2 N.C. State	H	W	31	0
O20	#1 Wake Forest	A	W	49	14
N3	#1 Georgia Tech #16	H	L	38	41
N10	#9 North Carolina	A	W	24	10
N17	#8 Maryland	H	L	30	35
N24#17	Virginia Tech	A	L	13	38
J1	Tennessee #10	N	L	22	23
(Sugar Bowl-New Orleans, La.)					

Note: Virginia ranked No. 23 in final AP poll.

1991 (8-3-1; 4-2-1, 4th)

Coach: George Welsh

Captains: Matt Blundin, Tyrone Lewis, Don Reynolds, Ray Roberts

S7	Maryland	A	L	6	17
S14	Navy	H	W	17	10
S19	Georgia Tech	A	L	21	24
S28	Duke	H	W	34	3
O5	Kansas	H	W	31	19
O12	Clemson #18	A	T	20	20
O19	North Carolina	H	W	14	9
O26	Wake Forest	H	W	48	7
N2	VMI	H	W	42	0
N9 #24	N.C. State #18	A	W	42	10
N23#20	Virginia Tech	H	W	38	0
D29#19	Oklahoma #20	N	L	14	48

(Gator Bowl - Jacksonville, Fla.)



Virginia's 33-28 victory over then-No. 2 Florida State in 1995 handed the Seminoles their first-ever ACC setback, snapping a 29-game winning streak in league play. On the game's final play, from the Virginia 6-yard line, Florida State tailback Warrick Dunn took a direct snap from center out of the shotgun and ran a slalom through defenders until he was inside the one. But he lost the ball short of the goal line as he was tackled by Virginia defensive backs Adrian Burnim and Anthony Poindexter and time expired.

1994 (9-3-0; 5-3 ACC, T-3rd)

Independence Bowl Champions

Coach: George Welsh**Captains:** Mike Frederick, Randy Neal, Charles Way

S3	Florida State #3	A	L	17	41
S10	Navy	A	W	47	10
S17	Clemson	H	W	9	6
O1	William & Mary	H	W	37	3
O8	Wake Forest	A	W	42	6
O15	Georgia Tech	A	W	24	7
O22#25	North Carolina #15	H	W	34	10
N5	#13 Duke #23	A	L	25	28
N12#21	Maryland	H	W	46	21
N19#16	Virginia Tech #14	A	W	42	23
N25#13	N.C. State	H	L	27	30
D28#18	Texas Christian	N	W	20	10

(Independence Bowl - Shreveport, La.)

Note: Virginia ranked No. 15 in final AP poll.**1995 (9-4-0; 7-1 ACC, T-1st)**

ACC Co-Champions & Peach Bowl Champions

Coach: George Welsh**Captains:** Jason Augustino, Mike Groh, Skeet Jones

A26#17	Michigan #14	A	L	17	18
(Pigskin Classic)					
S2	#17 William & Mary	H	W	40	16
S9	#16 N.C. State #23	A	W	29	24
S16#16	Georgia Tech	H	W	41	14
S23#11	Clemson	A	W	22	3
S30#11	Wake Forest	H	W	35	17
O7	#9 North Carolina	A	L	17	22
O14#19	Duke	H	W	44	30
O21#14	Texas #16	A	L	16	17
N2	#24 Florida State #2	H	W	33	28
N11#14	Maryland	A	W	21	18
N18#13	Virginia Tech #20	H	L	29	36
D30#18	Georgia	N	W	34	27

(Peach Bowl - Atlanta, Ga.)

Note: Virginia ranked No. 16 in final AP poll.**1996 (7-5; 5-3 ACC, 4th)****Coach:** George Welsh**Captains:** Tiki Barber, Todd White

S7	#23 Central Michigan	H	W	55	21
S14#22	Maryland	H	W	21	3
S21#20	Wake Forest	A	W	42	7
S28#19	Texas #13	H	W	37	13
O5	#12 Georgia Tech	A	L	7	13
O19#20	N.C. State	H	W	62	14
O26#20	Florida State #3	A	L	24	31
N2	#16 Duke	A	W	27	3
N9	#15 Clemson	H	L	16	24
N16#24	North Carolina #6	H	W	20	17
N29#20	Virginia Tech #17	A	L	9	26
D27	Miami (Fla.) #19	N	L	21	31

(Carquest Bowl - Miami, Fla.)

1997 (7-4; 5-3 ACC, T-3rd)**Coach:** George Welsh**Captains:** Doug Karczewski, Anthony Poindexter

S4	Auburn #17	H	L	17	28
S13	Richmond	H	W	26	7
S27	North Carolina #5	A	L	20	48
O4	Wake Forest	H	W	21	13
O11	Clemson	A	W	21	7
O18	Duke	H	W	13	10
O25	Florida State #3	H	L	21	47
N1	Maryland	A	W	45	0
N8	Georgia Tech	H	W	35	31
N15	N.C. State	A	L	24	31
N29	Virginia Tech	H	W	34	20

1998 (9-3; 6-2 ACC, 3rd)**Coach:** George Welsh**Captains:** Aaron Brooks, Anthony Poindexter

S3	#16 Auburn #25	A	W	19	0
S12#12	Maryland	H	W	31	19
S19#10	Clemson	H	W	20	18
S26#11	Duke	A	W	24	0
O3	#10 San Jose State	H	W	52	14
O17	#7 Georgia Tech #25	A	L	38	41
O24#16	N.C. State	H	W	23	13
O31#15	Wake Forest	A	W	38	17
N7	#12 Florida State #6	A	L	14	45
N14#21	North Carolina	H	W	30	13
N28#16	Virginia Tech #20	A	W	36	32
D31#13	Georgia #19	N	L	33	35

(Peach Bowl - Atlanta, Ga.)

Note: Virginia ranked No. 18 in final AP poll.**1999 (7-5; 5-3 ACC, T-2nd)****Coach:** George Welsh**Captains:** Travis Griffith, Thomas Jones, Noel

S4	#23 North Carolina	A	W	20	17
S11#22	Clemson	A	L	14	33
S18	Wake Forest	H	W	35	7
S25	Brigham Young #17	A	W	45	40
O2	#24 Virginia Tech #8	H	L	7	31
O9	Duke (OT)	H	L	17	24
O16	N.C. State	A	W	47	26
O30	Florida State #1	H	L	10	35
N6	Georgia Tech #7	H	W	45	38
N13	Buffalo	H	W	50	21
N20	Maryland	A	W	34	30
D30	Illinois	N	L	21	63

(Micronpc.com Bowl)
N-Miami/Ft. Lauderdale, Fla.**2000 (6-6; 5-3 ACC, 3rd)****Coach:** George Welsh**Captains:** Brad Barnes, Yubrenal Isabelle, Byron Theatt, Patrick Washington

S2	Brigham Young (OT)	H	L	35	38
S9	Richmond	H	W	34	6
S16	Duke	A	W	26	10
S23	Clemson #11	H	L	10	31
S30	Wake Forest	A	W	27	10
O7	Maryland	H	W	31	23
O21	Florida State #6	A	L	3	37
O28	North Carolina	H	W	17	6
N9	Georgia Tech #24	A	L	0	35
N18	N.C. State	H	W	24	17
N25	Virginia Tech #6	A	L	21	42
D24	Georgia #24	N	L	14	37

(O'ahu Bowl)
N-Honolulu, Hawaii**2001 (5-7; 3-5 ACC, T-7th)****Coach:** Al Groh**Captains:** Monsanto Pope, Evan Routzahn, Antwoine Womack

A25	Wisconsin #22	A	L	17	26
(Eddie Robinson Classic)					
S1	Richmond	H	W	17	16
S22	Clemson #19	A	W	26	24
S29	Duke	H	W	31	10
O6	Maryland #25	A	L	21	41
O13	North Carolina	A	L	24	30
O20	Florida State #21	H	L	7	43
O27	N.C. State	A	L	0	24
N3	Wake Forest	H	L	30	34
N10	Georgia Tech #20	H	W	39	38
N17	Virginia Tech #18	H	L	17	31
D1	Penn State	H	W	20	14



Virginia's 14-13 win over then-No. 23 Florida State on Nov. 19, 2011 in Tallahassee proved to be historic for the Cavaliers as UVA became the first program in college football history to record road victories at Florida State and Miami in the same season - two programs that have brought eight combined National Championships to the Sunshine State. UVA also defeated the Miami Hurricanes, 28-21, at Sun Life Stadium earlier during the 2011 season on ESPN's Thursday Night Football.

2002 (9-5; 6-2 ACC, T-2nd)				
Continental Tire Bowl Champions				
Coach: Al Groh				
Captains: Angelo Crowell, Billy McMullen				
A22	Colorado State	H	L	29 35
	(Jim Thorpe Classic)			
A31	Florida State #5	A	L	19 40
S7	South Carolina #22	H	W	34 21
S21	Akron	H	W	48 29
S28	Wake Forest	A	W	38 34
O5	Duke	A	W	27 22
O12	Clemson	H	W	22 17
O19	North Carolina	H	W	37 27
O26	Georgia Tech	A	L	15 23
N9	Penn State #19	A	L	14 35
N16	N.C. State #20	H	W	14 9
N23	Maryland #18	H	W	48 13
N30	Virginia Tech #22	A	L	9 21
D28	West Virginia #15	N	W	48 22
	(Continental Tire Bowl -Charlotte, N.C.)			
Note: Virginia ranked No. 22 in final AP poll.				

2003 (8-5; 4-4 ACC, T-4th)				
Continental Tire Bowl Champions				
Coach: Al Groh				
Captains: Almondo Curry, Matt Schaub				
A30#18	Duke	H	W	27 0
S6 #15	South Carolina	A	L	7 31
S13	Western Michigan	A	W	59 16
S27	Wake Forest	H	W	27 24
O4	North Carolina	A	W	38 13
O11#25	Clemson (OT)	A	L	27 30
O18	Florida State #7	H	L	14 19
O25	Troy	H	W	24 0
N1	N.C. State	A	L	37 51
N13	Maryland	A	L	17 27
N22	Georgia Tech	H	W	29 17
N29	Virginia Tech #21	H	W	35 21
D27	Pittsburgh	N	W	23 16
	(Continental Tire Bowl -Charlotte, N.C.)			

2004 (8-4; 5-3 ACC, T-3rd)				
Coach: Al Groh				
Captains: Elton Brown, Chris Canty, Jermaine Hardy, Heath Miller, Brennan Schmidt				
S4 #15	Temple	A	W	44 14
S11#12	North Carolina	H	W	56 24
S18#12	Akron	H	W	51 0
S25#13	Syracuse	H	W	31 10
O7 #6	Clemson	H	W	30 10
O16#14	Florida State #7	A	L	3 36
O23#13	Duke	A	W	37 16
N6 #10	Maryland	H	W	16 0
N13#18	Miami (Fla.) #18	H	L	21 31
N20#16	Georgia Tech	A	W	30 10
N27#18	Virginia Tech #11	A	L	10 24
D27#18	Fresno State (OT)	N	L	34 37
	(MPC Computers Bowl -Boise, Idaho)			
Note: Virginia ranked No. 23 in final AP poll.				

2005 (7-5; 3-5 ACC, 5th Coastal)				
Music City Bowl Champions				
Coach: Al Groh				
Captains: Tony Franklin, Marques Hagans, Wali Lundy, Brennan Schmidt				
S3 #25	Western Michigan	H	W	31 19
S17#25	Syracuse	A	W	27 24
S24#23	Duke	H	W	38 7
O1 #19	Maryland	A	L	33 45
O8	Boston College #18	A	L	17 28
O15	Florida State #4	H	W	26 21
O22#23	North Carolina	A	L	5 7
N5	Temple	H	W	51 3
N12	Georgia Tech #24	H	W	27 17
N19	Virginia Tech #7	H	L	14 52
N26	Miami (Fla.) #10	A	L	17 25
D30	Minnesota	N	W	34 31
	(Music City Bowl - Nashville, Tenn.)			

2006 (5-7, 4-4 ACC, 3rd Coastal)				
Coach: Al Groh				
Captains: Marcus Hamilton, Chris Long, Christian Olsen, Deyon Williams				
S2	Pittsburgh	A	L	13 38
S9	Wyoming (OT)	H	W	13 12
S16	Western Michigan	H	L	10 17
S21	Georgia Tech	A	L	7 24
S30	Duke	A	W	37 0
O7	East Carolina	A	L	21 31
O14	Maryland	H	L	26 28
O19	North Carolina	H	W	23 0
O28	N.C. State	H	W	14 7
N4	Florida State	A	L	0 33
N18	Miami (Fla.)	H	W	17 7
N25	Virginia Tech #17	A	L	0 17

2007 (9-4, 6-2 ACC, 2nd Coastal)				
Coach: Al Groh				
Captains: Branden Albert, Chris Long, Tom Santi				
S1	Wyoming	A	L	3 23
S8	Duke	H	W	24 13
S15	North Carolina	A	W	22 20
S22	Georgia Tech	H	W	28 23
S29	Pittsburgh	H	W	44 14
O6	Middle Tennessee	A	W	23 21
O13	Connecticut	H	W	17 16
O20	Maryland	A	W	18 17
O27#21	N.C. State	A	L	24 29
N3	Wake Forest #21	H	W	17 16
N10#23	Miami (Fla.)	A	W	48 0
N24#16	Virginia Tech #8	H	L	21 33
J1 #21	Texas Tech	N	L	28 31
	(Gator Bowl -Jacksonville, Fla.)			

2008 (5-7, 3-5 ACC, 5th Coastal)				
Coach: Al Groh				
Captains: Vic Hall, Cedric Peerman, John Phillips, Clint Sintim				
A30	Southern California #3H	L	7	52
S6	Richmond	H	W	16 0
S13	Connecticut	A	L	10 45
S27	Duke	A	L	3 31
O4	Maryland	H	W	31 0
O11	East Carolina	H	W	35 20
O18	No. Carolina (OT) #18H	W	16	13
O25	Georgia Tech #21	A	W	24 17
N1	Miami (OT)	H	L	17 24
N8	Wake Forest	A	L	17 28
N22	Clemson	H	L	3 13
N29	Virginia Tech	A	L	14 17

**2009 (3-9, 2-6 ACC, 6th Coastal)****Coach:** Al Groh**Captains:** Will Barker, Denzel Burrell, Aaron Clark, Vic Hall

S5	William & Mary	H	L	14	26
S12	TCU #16	H	L	14	30
S19	Southern Miss	A	L	34	37
O3	North Carolina	A	W	16	3
O10	Indiana	H	W	47	7
O17	Maryland	A	W	20	9
O24	Georgia Tech #11	H	L	9	34
O31	Duke	H	L	17	28
N7	Miami #16	A	L	17	52
N14	Boston College	H	L	10	14
N21	Clemson #18	A	L	21	34
N28	Virginia Tech #14	H	L	13	42

2010 (4-8, 1-7 ACC, T6th Coastal)**Coach:** Mike London**Captains:** John-Kevin Dolce, Ras-I Dowling, Nick Jenkins, Joe Torchia, Marc Verica

S4	Richmond	H	W	34	13
S11	Southern California #16	A	L	14	17
S25	VMI	H	W	48	7
O2	Florida State	H	L	14	34
O9	Georgia Tech	A	L	21	33
O16	North Carolina	H	L	10	44
O23	Eastern Michigan	H	W	48	21
O30	Miami (Fla.) #22	H	W	24	19
N6	Duke	A	L	48	55
N13	Maryland	H	L	23	42
N20	Boston College	A	L	13	17
N27	Virginia Tech #13	A	L	7	37

2011 (8-5, 5-3 ACC, T2nd Coastal)**Coach:** Mike London**Captains:** Nick Jenkins, Perry Jones, Rodney McLeod, Matt Snyder

S3	William & Mary	H	W	40	3
S10	Indiana	A	W	34	31
S17	North Carolina	A	L	17	28
S24	Southern Miss	H	L	24	30
O1	Idaho (OT)	H	W	21	20
O15	Georgia Tech #12	H	W	24	21
O22	NC State	H	L	14	28
O27	Miami (Fla.)	A	W	28	21
N5	Maryland	A	W	31	13
N12	Duke	H	W	31	21
N19	Florida State #23	A	W	14	13
N26#24	Virginia Tech #6	H	L	0	38
D31	Auburn	N	L	24	43

2012 (4-8, 2-6 ACC, 6th Coastal)**Coach:** Mike London**Captains:** Oday Aboushi, Steve Greer, Will Hill, Perry Jones, La'Roy Reynolds

S1	Richmond	H	W	43	19
S8	Penn State	H	W	17	16
S15	Georgia Tech	A	L	20	56
S22	TCU #17	A	L	7	27
S29	Louisiana Tech	H	L	38	44
O6	Duke	A	L	17	42
O13	Maryland	H	L	20	27
O20	Wake Forest	H	L	10	16
N3	NC State	A	W	33	6
N10	Miami (Fla.)	H	W	41	40
N15	North Carolina	H	L	13	37
N24	Virginia Tech	A	L	14	17

2013 (2-10, 0-8 ACC, 7th Coastal)**Coach:** Mike London**Captains:** Luke Bowanko, Jake Snyder, Rijo Walker

A31	Brigham Young	H	W	19	16
S7	Oregon #2	H	L	10	59
S21	VMI	H	W	49	0
S28	Pittsburgh	A	L	3	14
O5	Ball State	H	L	27	48
O12	Maryland	A	L	26	27
O19	Duke	H	L	22	35
O26	Georgia Tech	H	L	25	35
N2	Clemson #9	H	L	10	59
N9	North Carolina	A	L	14	45
N23	Miami (Fla.)	A	L	26	45
N30	Virginia Tech	H	L	6	16

2014 (5-7, 3-5 ACC, T7th Coastal)**Coach:** Mike London**Captains:** Henry Coley, Anthony Harris, Greyson Lambert, Kevin Parks, Alec Vozenilek

A30	UCLA #7	H	L	20	28
S6	Richmond	H	W	45	13
S13	Louisville #21	H	W	23	21
S20	Brigham Young #21	A	L	33	41
S27	Kent State	H	W	45	13
O4	Pittsburgh	H	W	24	19
O18	Duke	A	L	13	20
O25	North Carolina	H	L	27	28
N1	Georgia Tech	A	L	10	35
N8	Florida State #2	A	L	20	34
N22	Miami (Fla.)	H	W	30	13
N28	Virginia Tech	A	L	20	24

2015 (4-8, 3-5 ACC, 6th Coastal)**Coach:** Mike London**Captains:** Ross Burbank, Vince Croce, David Dean, Canaan Severin

S5	UCLA #13	A	L	16	34
S12	Notre Dame #9	H	L	27	34
S19	William & Mary	H	W	35	29
S25	Boise State	H	L	14	56
O10	Pittsburgh	A	L	19	26
O17	Syracuse (30T)	H	W	44	38
O24	North Carolina	A	L	13	26
O31	Georgia Tech	H	W	27	21
N7	Miami (Fla.)	A	L	21	27
N14	Louisville	A	L	31	38
N21	Duke	H	W	42	34
N28	Virginia Tech	H	L	20	23

2016 (2-10, 1-7 ACC, 6th Coastal)**Coach:** Bronco Mendenhall**Captains:** Micah Kiser, Jackson Matteo, Donte Wilkins

S3	Richmond	H	L	20	37
S10	Oregon #24	A	L	26	44
S17	UConn	A	L	10	13
S24	Central Michigan	H	W	49	35
O1	Duke	A	W	34	20
O15	Pittsburgh	H	L	31	45
O22	North Carolina #22	H	L	14	35
O29	Louisville #5	H	L	25	32
N5	Wake Forest	A	L	20	27
N12	Miami (Fla.)	H	L	14	34
N19	Georgia Tech	A	L	17	31
N26	Virginia Tech	A	L	10	52

2017 (6-7, 3-5 ACC, T4th Coastal)**Coach:** Bronco Mendenhall**Captains:** Kurt Benkert, Quin Blanding, Micah Kiser

S2	William & Mary	H	W	28	10
S9	Indiana	H	L	17	34
S16	UConn	H	W	38	18
S22	Boise State	A	W	42	23
O7	Duke	H	W	28	21
O14	North Carolina	A	W	20	14
O21	Boston College	H	L	10	41
O28	Pittsburgh	A	L	14	31
N4	Georgia Tech	H	W	40	36
N11	Louisville	A	L	21	38
N18	Miami (Fla.) #2	A	L	28	44
N24	Virginia Tech #24	H	L	0	10
D28	Navy	A	L	7	49

(Military Bowl - Annapolis, Md.)

2018 (8-5, 4-4 ACC, T3rd Coastal)**Coach:** Bronco Mendenhall**Captains:** Jordan Ellis, Chris Peace, Olamide Zaccheaus

S1	Richmond	H	W	42	13
S8	Indiana	A	L	16	20
S15	Ohio	NA	W	45	31
S22	Louisville	H	W	27	3
S29	NC State	A	L	21	35
O13	Miami (Fla.) #16	H	W	16	13
O20	Duke	A	W	28	14
O27	North Carolina	H	W	31	21
N2	#23 Pittsburgh	H	L	13	23
N10	Liberty	H	W	45	24
N17	Georgia Tech (OT)	A	L	27	30
N23	Virginia Tech (OT)	A	L	31	34
D29	South Carolina	N	W	28	0

(Belk Bowl - Charlotte, N.C.)

2019 (9-5, 6-2 ACC, 1st Coastal)**ACC Coastal Division Champions****Coach:** Bronco Mendenhall**Captains:** Bryce Hall, Jordan Mack, Bryce Perkins

A31	Pittsburgh	A	W	30	14
S6	William & Mary	H	W	52	17
S14#25	Florida State	H	W	31	24
S21#21	Old Dominion	H	W	28	17
S28#18	Notre Dame #10	A	L	20	35
O11#20	Miami (Fla.)	A	L	9	17
O19	Duke	H	W	48	14
O26	Louisville	A	L	21	28
N2	North Carolina	A	W	38	31
N9	Georgia Tech	H	W	33	28
N23	Liberty	H	W	55	27
N29	Virginia Tech #23	H	W	39	30
D7	#22 Clemson #3	N	L	17	62

(ACC Championship Game - Charlotte, N.C.)

D30 Florida #6 N L 28 36

(Orange Bowl - Miami Gardens, Fla.)

Key

• H-home A-away N-neutral

• Ranking before opponent is Virginia in AP poll.

• Ranking after opponent is opponent's in AP poll.

THE COACHING LINE

SEASONS	COACH (Alma Mater)	SEASONS	WON	LOST	TIED	PCT.
2016-pres.	Bronco Mendenhall (Oregon State '88)	4	25	27	0	.481
2010-15	Mike London (Richmond '83)	6	27	46	0	.370
2001-09	Al Groh (Virginia '67)	9	59	53	0	.528
1982-2000	George Welsh (Navy '56)	19	134	86	3	.608
1976-81	Dick Bestwick (North Carolina '52)	6	16	49	1	.246
1974-75	Sonny Randle (Virginia '59)	2	5	17	0	.227
1971-73	Don Lawrence (Notre Dame '59)	3	11	22	0	.333
1965-70	George Blackburn (Findlay '37)	6	29	32	0	.475
1961-64	Bill Elias (Maryland '48)	4	16	23	1	.413
1958-60	Dick Voris (San Jose State '48)	3	1	29	0	.033
1956-57	Ben Martin (Navy '45)	2	7	12	1	.375
1953-55	Ned McDonald (Texas '40)	3	5	23	0	.179
1946-52	Art Guepe (Marquette '37)	7	47	17	2	.727
1937-45	Frank Murray (Tufts '08)	9	41	34	5	.544
1934-36	Gus Tebell (Wisconsin '23)	3	6	18	4	.286
1931-33	Fred Dawson (Princeton '10)	3	8	17	4	.345
1929-30	Earl Abell (Colgate '16)	2	8	9	2	.474
1923-28	Earle "Greasy" Neale (W.Va. Wesleyan '15)	6	28	22	5	.555
1922	Thomas Campbell (Harvard '12)	1	4	4	1	.500
1913, 1920-21	Rice Warren (Virginia '05)	3	17	7	2	.692
1919	Harris Coleman (Virginia '16)	1	2	5	2	.333
1917-18	No Varsity Schedule	—	—	—	—	—
1916	Peyton Evans (Virginia '15)	1	4	5	0	.444
1915	Harry Varner (Virginia '11)	1	8	1	0	.889
1914	Joseph Wood (Virginia '14)	1	8	1	0	.889
1912	John "Speed" Elliott (Virginia '09)	1	6	3	0	.667
1911	Kemper Yancey (Virginia '09)	1	8	2	0	.800
1910	Charles Crawford (Virginia '08)	1	6	2	0	.750
1909	John Neff (Virginia '08)	1	7	1	0	.875
1908	Merritt Cooke, Jr. (Virginia '06)	1	7	0	1	.938
1907	Hammond Johnson (Virginia '07)	1	6	3	1	.650
1905-06	William Cole (Michigan '03)	2	12	6	2	.650
1904	Foster Sanford (Yale '95)	1	6	3	0	.667
1903	Gresham Poe (Princeton '02)	1	7	2	1	.750
1902	John deSaulles (Yale '99)	1	8	1	1	.850
1901	Wesley Abbott (Yale '99)	1	8	2	0	.800
1899-1900	Archie Hoxton (Virginia '96)	2	11	5	3	.658
1898	Joseph Massie (Virginia '93)	1	6	5	0	.546
1896-97	Martin Bergen (Princeton '92)	2	13	4	3	.725
1895	Harry Mackey (Pennsylvania '93)	1	9	2	0	.818
1893-94	John Poe (Princeton '95)	2	16	5	0	.762
1892	Unknown *	1	3	2	1	.583
1891	Unknown *	1	2	1	2	.600
1890	Unknown *	1	5	2	0	.714
1889	Unknown *	1	4	2	0	.667
1888	Unknown *	1	2	1	0	.667
		130	668	613	48	.519

George Welsh, a College Football Hall of Famer, is Virginia's winningest coach with 134 victories.





Perry Jones rushed for 149 yards on 18 carries in UVA's 2011 Homecomings victory over previously undefeated and then-No. 12 Georgia Tech.

VIRGINIA HOMECOMINGS GAME RESULTS

Overall Record: 48-45-2 (.516)

Year	Date	Opponent	Result	Year	Date	Opponent	Result	Year	Date	Opponent	Result
1923	11/17	Virginia Tech	L, 3-6	1956	10/6	Wake Forest	W, 7-6	1989	10/28	Louisville	W, 16-15
1924	11/8	Georgia	L, 0-7	1957	10/12	Clemson	L, 6-20	1990	11/3	Georgia Tech	L, 38-41
1925	11/14	Virginia Tech	W, 10-0	1958	10/4	N.C. State	L, 14-26	1991	10/5	Kansas	W, 31-19
1926	11/6	Wash. & Lee	W, 30-6	1959	10/24	Vanderbilt	L, 0-33	1992	10/24	William & Mary	W, 33-7
1927	11/5	Virginia Tech	W, 7-0	1960	10/29	Wake Forest	L, 20-28	1993	10/2	Ohio University	W, 41-7
1928	11/3	Wash. & Lee	W, 20-13	1961	10/7	N.C. State	L, 14-21	1994	10/1	William & Mary	W, 37-3
1929	11/16	Virginia Tech	L, 12-32	1962	10/20	Wake Forest	W, 14-12	1995	9/30	Wake Forest	W, 35-17
1930	11/15	Wash. & Lee	W, 20-7	1963	10/19	S. Carolina	T, 10-10	1996	9/28	Texas	W, 37-13
1931	10/15	VMI	L, 3-18	1964	10/24	N.C. State	L, 15-24	1997	10/4	Wake Forest	W, 21-13
1932	11/5	Wash. & Lee	L, 0-7	1965	10/30	N.C. State	L, 0-13	1998	10/3	San Jose State	W, 52-14
1933	10/28	VMI	L, 12-13	1966	10/15	VMI	W, 38-27	1999	9/18	Wake Forest	W, 35-7
1934	11/10	Wash. & Lee	L, 0-20	1967	10/14	Duke	L, 6-13	2000	9/23	Clemson	L, 10-31
1935	10/26	VMI	T, 0-0	1968	10/5	Davidson	W, 41-14	2001	9/29	Duke	W, 31-10
1936	10/24	Wash. & Lee	L, 0-13	1969	9/27	Duke	W, 10-0	2002	9/21	Akron	W, 48-29
1937	10/23	VMI	L, 7-26	1970	10/3	Wake Forest	L, 7-27	2003	10/25	Troy	W, 24-0
1938	10/1	Wash. & Lee	W, 13-0	1971	9/25	Duke	L, 0-28	2004	9/18	Akron	W, 51-0
1939	10/14	Maryland	W, 12-7	1972	10/28	Maryland	L, 23-24	2005	9/24	Duke	W, 38-7
1940	10/19	VMI	L, 0-7	1973	10/6	Vanderbilt	L, 22-39	2006	9/16	Western Michigan	L, 10-17
1941	11/8	Wash. & Lee	W, 27-7	1974	10/12	N.C. State	L, 21-22	2007	10/13	Connecticut	W, 17-16
1942	No Homecoming Game			1975	11/8	East Carolina	L, 10-61	2008	10/11	East Carolina	W, 35-20
1943	10/9	Richmond	L, 7-16	1976	9/25	Duke	L, 6-21	2009	10/10	Indiana	W, 47-7
1944	No Homecoming Game			1977	9/24	Duke	L, 7-31	2010	10/16	North Carolina	L, 10-44
1945	11/10	Richmond	W, 45-0	1978	9/16	Navy	L, 0-32	2011	10/15	Georgia Tech	W, 24-21
1946	10/12	VMI	W, 19-8	1979	9/29	Duke	W, 30-12	2012	10/13	Maryland	L, 20-27
1947	10/11	Harvard	W, 47-0	1980	10/11	Clemson	L, 24-27	2013	10/26	Georgia Tech	L, 25-35
1948	10/23	VMI	W, 26-14	1981	10/24	Wake Forest	L, 21-24	2014	10/25	North Carolina	L, 27-28
1949	10/15	Wash. & Lee	W, 27-7	1982	10/23	Wake Forest	W, 34-27	2015	10/31	Georgia Tech	W, 27-21
1950	10/21	VMI	W, 26-13	1983	11/12	North Carolina	W, 17-14	2016	10/15	Pittsburgh	L, 31-45
1951	10/20	VMI	W, 34-14	1984	10/20	Wake Forest	W, 28-9	2017	10/21	Boston College	L, 10-41
1952	10/25	Duke	L, 7-21	1985	9/28	Navy	L, 13-17	2018	10/13	Miami (Fla.)	W, 16-13
1953	10/17	VMI	L, 6-21	1986	11/1	William & Mary	L, 37-41	2019	11/9	Georgia Tech	W, 33-28
1954	10/16	VMI	W, 21-0	1987	9/26	Duke	W, 42-17				
1955	10/15	VMI	L, 13-20	1988	10/8	Clemson	L, 7-10				

ALL-TIME LETTERMEN

Following is a list of all 2,218 individuals who have been awarded the Virginia monogram for at least one season. Each year listed is the season the person earned a varsity letter. Players returning for the 2019 season are listed in **Bold**. Captains, managers and service awards are indicated by parentheses.



DUANE ASHMAN

A four-year letterman from 1993-96, defensive end Duane Ashman is tied for sixth in school history with 23 quarterback sacks.

A


Abbott, Lawrence W.	1940-41
Abbott, William R.	1890
Aben, Joseph G.	1992-94
Abrams, C. Michael	1999-00-01
Abramson, Milton G.	1932-33
Aboushi, Oday (Capt.)	2010-11-12
Acree, John W. (Capt.)	1936-37-38
Adams, Jenna D. (Mgr.)	2000
Agee, Anthony W.	1994-95
Ahner, W.H.	1924-25-26
Ahunamba, Michael	2011
Aiken, Daniel L.	2007-08-09-10
Ainslie, George A.	1890
Albert, Branden B. (Capt.)	2005-06-07
Albert, Larry	1970-71
Aldrich, Robert B.	1940
Alexander, Donald	1951-52-53
Allanson, Scott L.	1995
Allen, Demetrius C. "Pete"	1992-93-94-95
Allen, George, Jr.	1972-73
Allen, Jeffrey	1987-88
Alonso, Mandy	2017-18-19
Alvarez, Al	1976-77-78
Alvarez, Caesar L.	1975-76-77-78
Alvarez, Hector R. Jr. (Mgr.)	1996-97
Alvarez, Pablo	2013
Alznauer, Alfred G.	1962
Ambrose, Dick (Capt.)	1972-73-74
Anderson, Daymon W.	1990-91-92
Anderson, Edward C.	1914-15
Anderson, G.W.	1914-15
Anderson, Jeffrey R.	1966-67-68
Anderson, Joseph R.J.	1888
Anderson, Kelvin M.	1977-78-79
Anderson, Maurice A.	1996-97-98-99
Anderson, Ottawa	2001-02-03-05
Anderson, Stuart N.	1978-79-80-81
Andrews, Edward B.	1933-34
Andrews, Dennis	1960-61-62
Angle, Clarence E.	1962-63
Annis, James J. (Mgr.)	1992-93-94
Anthony, Enzo	2019
Appleby, Antonio D.	2005-06-07-08
Applefield, Marcus	2018
Archer, W.W. (Mgr.)	1952-53
Arnall, Bruce P.	1977
Arnette, Gene (Capt.)	1967-68
Arnold, G. B.	1922-23
Asher, Oliver	1987
Ashman, Duane A.	1993-94-95-96
Ashwell, James	1951
Atkins, Lamont	2017-18-19

Augustino, Jason W. (Capt.)	1993-94-95
Ausberry, Marshall L.	2005
Austin, Randolph I.	1991
Austin, Vernon C.	1928
Azelby, Robert (Mgr.)	1986-87-88-89

B

Baber, William F.	1997-98-99-00
Bachman, Nathan L.	1902
Bailey, Bruce	1946-47
Bailey, Kevin T.	2000-01-02-03
Bailey, Rives	1953-54-55
Baker, Daniel A. (Mgr.)	1985
Baker, Jaylon	2019
Bakhtiar, James A. (Capt.)	1955-56-57
Baldwin, G.W. E.	1923
Balezentis, Mark	1984-85
Ballard, Wayne	1959-60
Banbury, John R., Jr.	1975-77
Banks, J.B. (Mgr.)	1919
Banks, William S.	1935
Barber, J. O. "Ronde"	1994-95-96
Barber, A. K. "Tiki" (Capt.)	1994-95-96
Barbour, Stuart A., Jr.	1945-46-47-48
Barger, John	1958-59
Barile, Carl	1972-73
Barker, Edwin	1962
Barker, R. A.	1914
Barker, William S. (Capt.)	2006-07-08-09
Barkley, Rufus C.	1948-49-50-51
Barnes, K. Bradley (Capt.)	1999-00
Barrol, Lewis (Mgr.)	1950
Barron, Anne Elizabeth (Mgr.)	1996
Barry, James E.	1905
Barthelmes, Brian	2002-03-04-05
Bass, Spencer	1903
Battle, Devon L.	2001
Battle, LoVante	2010-11-12
Battle, Mike	1984-85-86-87
Bauda, Russ	1970
Bauman, Y. Hans	1974-75-76-77
Baumann, Lawrence	1946-47-48
Bawuah, A. Kofi	1998-99
Bayliss, Bill (Mgr.)	1971-72-73
Beam, George B.	1974
Bear, James A., Jr.	1941-42
Beattie, John	1973
Beckett, J.H.	1907
Bedesem, Richard W.	2000-02-03-04
Belfield, Philip (Mgr.)	1997-98-99
Belfield, Samuel S. (Mgr.)	1994-95-96
Belic, Chuck	1970-71-72
Bell, Andrew A.	1991-92-93
Bell, Richard P. (Mgr.)	1904
Benckenstein, John H.	1926-27-28
Benet, W. Christie	1900-01
Benkert, Kurt (Capt.)	2016-17
Bennett, Michael	1973
Berce, Robert W.	1975
Berger, Spencer S.	1932-33-34
Bergman, Carl (Mgr.)	1936
Berkeley, Alfred R., Jr.	1936-37
Berkeley, Norborne	1914-15
Berry, Thomas	1950-51-54
Berry, Thomas R.	1982
Bessell, Edmund	1947-49-50-51
Best, Ryan A.	2005-06
Bethel, Carlisle A.	1927
Beury, James	1930
Bevan, Kenneth	1943
Beveridge, James W.	1938
Bickers, Duane	1961-62-63
Billyk, Allen C.	2006-07
Bingham, Robert W.	1890
Bischoff, Bob	1968-69-70
Bischoff, Ryan	2018
Bissinger, Joe	2019
Bizousky, Franklin P.	1980-81
Blackburn, James F.	1969
Blackburn, John B.	1969
Blackford, Staige D. (Capt.)	1921-22-23
Blackman, Cole	2016
Blackstock, Darryl	2002-03-04
Bladel, Peter J.	2007
Blaine, James G., Jr.	1894
Blair, William Harrison (Mgr.)	1888
Blakeley, Daniel L.	1971-72-73
Blakey, R. K.	1916-20
Blandford, Charlie	1968-69-70
Blanding, Derek N.	1981
Blanding, Quin (Capt.)	2014-15-16-17
Blaze, Blake	2013
Bloemers, Meindert (Mgr.)	1990

Blosser, R. Allen	1981
Blount, Joey	2017-18-19
Blount, Tony	1976-77-78-79
Blundin, Matthew B. (Capt.)	1989-90-91
Board, Joe	1959
Bock, Joseph A.	1979-80
Bodison, Brian W.	1985
Bolling, Anthony	1983-85
Bond, David O. (Capt.)	1982-83-84
Bonney, William	1951-54-55
Booker, Ronald M.	1980-81-82
Boothe, M.L. (Mgr.)	1930
Borchers, Dennis	1965-66-67
Borsari, Chris E.	1989-90
Bosher, Percy	1894
Bouce, Heath	2002
Bowanko, Luke (Capt.)	2011-12-13
Bowden, C. H.	1892-93
Bowden, Robert J.	1974-76-77
Bowen, H. M.	1908-09-10
Bowers, Casey E. (Mgr.)	2001-02-03
Bowie, Kevin J.	1975
Bradley, Kevin	2005
Bradley, Landon	2009-10-11
Bradshaw, Zach	2013-14-15-16
Branble, William L.	1925-27
Brancati, Mike	1976-78-79
Branch, Nisha	1998-99
Brand, Richard W. (Capt.)	1966-67-68
Brandenburger, Mark A. (Mgr.)	1990-91-93
Bratt, Dave	1970
Bratton, Darrius	2017-18
Brathwaite, Chris	2012-14
Braun, G. P., Jr.	1933
Braverman, Todd H.	1998-99
Bressan, Bob	1968-70-71
Brewer, Connor	2015-16
Brewer, Ward W.	1930-31-32
Brice, William J.	1993-94-95-96
Bride, James C.	1900
Bridges, Bill	1976-77
Briggs, Jowon	2019
Brim, Demeitre	2012-13
Brindle, Christopher	1985
Brinkley, Stan	1943
Brissett, Dejon	2019
Britton, Trevor A.	1995-96-97
Broadbus, Carl	1943
Broadnax, Christopher	2010
Bronston, Thomas H.	1902
Brooks, Aaron L. (Capt.)	1996-97-98
Brooks, Ahmad	2003-04-05
Brooks, Kevin	1992-93-94-95
Brookshire, Randal D.	1981-82-83



ELTON BROWN

Guard Elton Brown was a first-team All-American as a senior in 2004. He won the ACC's Jacobs Blocking Trophy in 2003 and 2004.

Brown, Andrew	2015-16-17
Brown, Chris	1970-71-72
Brown, David E.	1989-90-91
Brown, Elliott	2017-18
Brown, Elton (Capt.)	2001-02-03-04
Brown, Gregory A.	1978
Brown, Kristie (Mgr.)	1979
Brown, J. D.	1913-15
Brown, Jamall	2015
Brown, Javaris	2009
Brown, Michael A.	2005-06
Brown, Philip	2004
Brown, Ray W.	1944-45-46-47

Brown, Roy E. (Capt.)	1986-87-88-89
Brown, Thompson	2011
Brown, W.	1923
Browning, Lee	1975-76-77-78
Browning, Skip	1974-75-76-77
Bryan, J. R.	1888
Bryan, Steve C.	1966-67
Bryan, T. (Mgr.)	1905
Bryant, Arthur H., Jr.	1937-38
Bryant, C. Edgar	1940-41-42
Bryant, Donald L.	1986-87-88-89
Bryant, Dre	2019
Bryant, Herbert	1929-30-31
Buchanan, Robert A.	1966-67
Buck, Harrison L. (Mgr.)	1928
Buczynski, Kenneth R.	1994-95
Budd, Michael L.	1977-78-80-81
Bullett, Marcus J.	1996
Bullington, R. M., Jr. (Mgr.)	1922
Bullock, Quanah	1984-85
Burbank, Ross (Capt.)	2012-13-14-15
Burd, Kristopher A.	2008-09-10-11
Burford, David G.	1962
Burge, W.Y.	1921
Burger, Raye A. (Capt.)	1931-32-33
Burkhalter, Susan E. (Mgr.)	1977-78
Burkley, Bob	1970-71
Burlington, George	1894
Burnett, Lucien D., Jr.	1943-44
Burnett, Muscoe	1920
Burney, Richard	2016-17-19
Burnim, Adrian V.	1995-97-98
Burns, John	1986
Burns, Robert	2013-14-15
Burns, Thomas D.	1991-92-93
Burrell, Denzel L. (Capt.)	2007-08-09
Burton, John L.	1952
Butler, Bradley J., Jr.	2003-04-05
Butts, Evan	2015-16-17-18
Byers, Emmanuel L.	2005-06
Byrd, Derick L.	1994-95-96
Byrd, Julian M.	1899
Byrd, Victoria D. (Mgr.)	2001
Byrd, William E., Jr.	1927-28-29-30
Byrne, Jeb	2014

C

Cabbell, Robert L., IV	2008-09-10
Cain, Isaac	2009-10
Calamos, Jeff	1967-68
Caldwell, T. D. (Mgr.)	1932
Calfee, W. R.	1909
Calhoun, J. C.	1915
Call, Frank L. II (Capt.)	1956-57-58
Call, Robert	1979
Callinder, Rickey L.	1980-81-82-83
Calloway, Anthony	2016
Calvert, Robert A.	1916
Cameron, George	1929-30
Campbell, Braden	2002
Campbell, Eldridge	1922
Campbell, Jack	1948
Canady, Maurice	2012-13-14-15
Canale, Terry	1959
Candler, James	1957
Canevari, Robert	1957-58
Cantrell, Wayne E.	1945
Canty, Christopher L. (Capt.)	2001-02-03-04
Caplinger, Adam	2013
Carber, Ben	2002
Cardenas, Luis David	1985-86-87
Cardozo, Mosby G.	1938-39-40
Cardwell, B. Winston (Capt.)	1925-26-27-28
Cardwell, Vincent	1933-34
Cardwell, Victor O.	1982
Carey, Geoffrey	1991
Carey, Ronald (Capt.)	1987-88-89-90
Carlisle, Robert	1958
Carney, Alonzo B.	1897
Carnuche, Joe	1988
Carrington, A.B.	1916
Carrington, Edward (Capt.)	1964-65-66
Carrington, Jim	1968-69-70
Carrington, Richard A., Jr.	1920-21-22
Carrington, R. W. (Mgr.)	1910
Carroccio, Russell	1951
Carroll, Linwood W., Jr.	1981-84
Carter, Aubrey L. (Capt.)	1911-12-13
Carter, Darnell	2010
Carter, Frederick D.	1987-88
Carter, Richard T. (Mgr.)	1967
Carter, Keenan	2004-05-06
Cates, Brawner B., III (Trainer)	1966

**CHRIS CANTY**

Chris Canty lettered from 2001-04 and was a mainstay on UVA's bowl teams in 2002, 2003 and 2004. He was a captain in 2004.


Cascella, Robert Jr.	1967
Cascanaro, Sean	2010-12-13
Cash, D. Alvin	1956-57-58
Casler, DeWitt B. (Mgr.)	1969
Catchings, Oliver W. (Capt.)	1891-92
Cathey, Michael Ray	1988
Caulk, Kelly F.	1985-87
Cecil, B.R. (Capt.)	1908-09-10
Chamoun, Fady E.	1997-98
Champlin, Tom	1976-77-78
Chapin, Scott H.	1983-84-85
Chaplin, James P.	1990
Chatman, Ryan (Mgr.)	2003-04
Chester, Patrick L.	1978-79-80-82
Childress, Daniel	2009
Childress, Ryan W.	2000-01-02-03
Childrey, Thurston (Mgr.)	2003-04-05-06
Childs, Darren J.	2008-09
Chiles, John P.	1964
Chisolm, William (Capt.)	1950-51-52
Choice, William, Jr.	1900
Choma, John G.	1975-76-77
Christ, Tommy	2018
Christhilf, Mark H.	1969
Christhilf, Stuart M.	1961-62-63
Christian, Archer	1909
Chung, Julie (Mgr.)	2005
Churchman, Charles J.	1916-19
Cikra, Jeffrey	1973-74
Clardy, Carlton S., Jr.	1977
Clark, Aaron J. (Capt.)	2007-09
Clark, Henry (Mgr.)	1950
Clark, John F.	1920
Clark, William	1998-99-00-01
Clarke, William B.	1954-55-56
Clary, Antonio	2019
Clay, Allen J.	1943-44
Clay, Eric A.	1985-86-87
Clements, Alan	1970
Clifton, Davian	1987
Close, Oscar Thomas	1927-28
Cocke, Paul Lee (Capt.)	1896
Cockrell, Ewing	1894
Cockrill, A.	1924-25
Coen, George W.	1935
Cofer, Richard S., Jr. (Capt.)	1943
Coffey, Kevin	1998-99-00
Coleman, Bryan	1976-77-78-79
Coleman, H. W. (Capt.)	1913-14-15-16
Coleman, James	2015
Coleman, Lester	2017-18
Coleman, Robert M. (Capt.)	1899-1900-01
Coleman, T.G.	1915
Coles, George M.	1931-32-33
Coley, Henry (Capt.)	2011-12-13-14
Colleran, James	1973-74-75
Collier, Harris T. (Capt.)	1896-97-98
Collins, Brad M.	1990
Collins, Louis	1976-77-78-79
Collins, Nathaniel A.	2006-07-08-09
Collins, Paul D.	1987-88-89-90
Collins, Peter B.	1992-93
Condon, William J.	1930-31-32
Connair, Paul	1945
Conner, Andrews B., Jr.	1935-36
Conner, Clyde R.	1903
Conrath, Matthew F.	2008-09-10-11
Constantine, Richard	1966-67-68
Conte, Nicholas	2015-16
Cook, Christopher O.	2006-07-09

Cook, Kevin J.	1986-87-88-89
Cook, Malcolm	2017-18
Cooke, Mark	1989-90
Cooke, Merritt, Jr. (Capt.)	1903-04-05-06
Cooper, Anthony	2012
Cooper, Charles C.	1941-42
Copeland, James	1964-65-66
Copeland, William	1973-74-75-76
Copper, Jon S.	2005-06-07-08
Corley, Ralph A. III	1965
Cornachione, Mike	1972-73-74
Corney, Trent	2013-15
Corson, John J.	1954-55-56
Costas, Stormy	1970-71
Council, Walter W. (Capt.)	1902-03-04
Covington, Anthony L.	1987-88-89-90
Covington, Jim	1952
Covington, Maurice D.	2006-07-08
Cowley, Tanner	2016-17-18-19
Craft, Warren	2016-17
Craig, Irvin	1919
Craig, Ross W.	1940-41
Crawford, Casey S.	1996-97-98-99
Crawford, Kenneth	1999-00
Crawford, Charles B.	1905-07
Creekmore, Thomas A.	1913
Crenshaw, Francis	1940-41-42
Critchley, Craig A.	1970-71-72
Croce, Vincent (Capt.)	2014-15
Crocker, Joseph L.	1993-94-95
Croft, Lawrence	1966-67
Cross, De Vante	2017-18-19
Crowell, Angelo D. (Capt.)	1999-00-01-02
Crowell, Germane L.	1995-96-97
Crum, William J.	1940
Cuddy, Curtis Emory	1924-25-26
Cubbage, Michael	1969
Cunningham, Alexander	1890-91
Cunningham, Ian-Yates	2003-06-07
Cuzzo, Gary (Capt.)	1960-61-62
Curry, Almondo A. (Capt.)	2001-02-03
Curry, Bill A.	1990-91-92-93
Custis, John (Mgr.)	1999
Cutler, Robert C.	1932-33
Cwalina, Timothy	2014

D

Dabney, H. Slayton (Mgr.)	1996-97-98
Dabney, Virginius	1896-1900
D'Acunto, Matthew A.	1998-99
Daggett, William W. (Capt.)	1889-90
Dahlgren, J. Eric	1972-73-74
Dahlgren, John B.	1951
Daingerfield, J. K.	1907-09
Daly, Raymond	1983-84
Dandridge, Victor (Mgr.)	1959
Daniel, Edward M.	1902
Daniel, Travis G.	1927
Darby, Donald W.	1923-24
Darden, Ronald C.	2005
Daugherty, G. (Mgr.)	1929
Dausch, Andrew W.	1991-92-93-94
Davenport, Henry B., III	1957
Davenport, Stephen R. (Capt.)	1935-36-37
Davidson, Bertram	1922
Davis, Adrian A. (Mgr.)	1994
Davis, Chuck	2018-19
Davis, Conner	2012-13-14
Davis, E.	1895-96-97-98
Davis, Edgar P.	1983-84-86
Davis, Harrison P. III	1971-72-73
Davis, James P., Jr.	1971
Davis, John S., Jr.	1921-22
Davis, Raymond W.	1952
Davis, Richard J.	1944
Davis, Robert E.	1964-65-66
Davis, Roger	1964-65
Davis, Stephen M. (Mgr.)	1993-94-95
Davis, Thierrien	2004
Davis, Tyrone	1991-92-93-94
Davis, William G.	1969-70-71
Davis, William A.	2002
Dawson, Jeffrey C. (Mgr.)	2000
Day, Richard W.	1928-29
Dean, David (Capt.)	2013-14-15
Deane, Herbert D.	1922
Debuskey, Merle	1943
DeButts, Richard F.	1928
DeButts, William J.	1929-30-31
DeGiorgi, John Albert	1985
Deitrick, William A.	1922-23
Deke, Scott M.	2008
Delaney, Brian	2017-18-19
Delaney, Lindsay J.	1980-81
de Laureat, David	2002-03
Delk, David L.	1990
Dempsey, Arnold	1958-59-60

Dempsey, Joel L.	1985-86-87-88
Dennis, Bill	1972-73-74
Depenbrock, John F., Jr.	1963-64
Derey, Walter L.	1994-95-96
Detrick, Jared B.	2007-08-10
Devlin, Andrew C.	2008
Dial, John M.	1931-32-33
Dias, Jermaine E.	2004-05-06-07
Dickerhoof, Greg.	1970-71-72
Dickerson, Dale A.	1971-72-73
Dickerson, James S.	1946-47
Dickey, Erwin, Jr.	1939-40
Dickey, Larry	1962
Diehl, John	1955
Diffey, A. Carter (Capt.)	1923-24-25
Dingle, Antonio D.	1995-96-97-98
Dinwiddie, Harry E.	1936-37-38
Dismukes, Robert E. (Mgr.)	1931
Dittman, Bradley D.	1997
Dixon, Mark K. (Capt.)	1990-91-92-93
Dixon, Tenyeh	2019
Dockins, Kyle	2013-14-15
Dodson, E. Griffith	1905-06
Dodson, E. Griffith, Jr.	1934
Dolce, John-Kevin (Capt.)	2008-09-10
Dollin, Jeremy	2013
Dombrowski, James (Capt.)	1982-83-84-85
Donahue, Ian (Mgr.)	1998-99-00
Donley, James T.	1963-64-65
Donahue, Ian	1999
Donohue, Duncan E. (Mgr.)	1995-96-97-98
Dooley, Derek V.	1987-88-89-90
Dorsey, J. Mark, Jr.	2002-03
Dotson, Demetrius J.	1996-99-00
Doubet, Dennis	1971
Dougherty, Michael	1959
Doull, Ryan	2014-15
Dowe, Michael	1973-74-75
Dowling, Doni	2014-15-16-17
Dowling, Ras-I (Capt.)	2007-08-09-10
Drewry, B. Leigh, Jr. (Mgr.)	1977-78
Driver, James G.	1910
Dubois, Hasise	2016-17-18-19
Duckett, John A.	1998-00-01
Duda, John P. (Capt.)	1944-45-46
Duda, Patrick	2009
Dudgeon, Henry M.	1992
Dudley, Lee	2019
Dudley, Thomas E.	1942-46
Dudley, William M. (Capt.)	1939-40-41
Duffalo, Rick	1972
Duffy, Terence J. (Capt.)	1960-61-62
Dunn, C.Y.	1929
Dunn, Joseph W.	1919-20
Dunnagan, Darby J. (Mgr.)	2001-02-03-04
Dunphy, Robert	1963-64-65
Duong, Vi Siu (Mgr.)	2000
Durbin, Bradley	2002
Durham, Imhotep	2004

**PERCY ELLSWORTH**

Safety Percy Ellsworth led the team with six interceptions as a first-team All-American in 1995 as UVA claimed its second ACC title.

E

Early, Nathaniel B., Jr.	1892-93
Echard, Thomas C.	1930
Eck, Michael A.	1982-83
Edgar, William J., Jr.	1931-32
Edmonds, Gene H.	1948
Edwards, Robert (Capt.)	1958-59
Edwards, Thomas S.	1937
Edwards, William C.	1991-92-93

Egan, D. Cole	1980
Ekejiuba, Isaiah	2003-04
Elam, Robert A. (Mgr.)	1987-88-89
Eldridge, David	2016
Elegbe, Akinwale O. "Wale"	1996-97-98
Elekes, James	1953-54-55
Elliott, Carlton B.	1947-48-49
Elliott, William, Jr.	1891
Elliott, John S.	1908-09
Ellis, Charles W.	1944-45
Ellis, Daniel G.	1999-00
Ellis, Jordan (Capt.)	2016-17-18
Ellis, Justin M. (Mgr.)	2000
Ellsworth, Percy D.	1992-93-94-95
Elmer, James	1903
Elson, T. Waverly, Jr.	1898
Ely, Richard J.	1936
English, Jack	2014-15-16-17
Epps, C.J.	2018
Ereso, Glenn L. (Mgr.)	1993-94-95
Estes, A.N.	1897
Estes, Patrick	2001-02-03-04
Evans, Jeron P.	1999-00-01-02
Evans, Peyton R.	1914
Ewers, Steven W.	1988


F

Fadden, Thomas	1973-74-75-76
Fagan, Shane (Mgr.)	2002-03-04-05
Fahey, James T. (Capt.)	1944
Fairbrothers, David L.	2006
Falshaw, Lloyd T.	1991
Fannon, Francis H.	1954-55
Farinholt, Bart	1980-81-82-83
Farrell, Bill	1970-71-72
Farrington, Mark	2002-03
Farrior, James A.	1993-94-95-96
Fassio, Danny	1967-68-69
Faulconer, Hunter	1927-28-29
Faulconer, Hunter, Jr.	1959
Faumui, Aaron	2018-19
Feagans, John	1959
Fears, Eric	1981-82-83
Fells-Danzer, Terence	2009-10-11
Fenwick, Charles R.	1920-22
Ferens, Joseph E.	1969
Ferguson, D'Brickshaw	2002-03-04-05
Ferguson, Eric (Mgr.)	1999
Ferguson, Kevin	1984-85-86
Ferrara, Albert E.	1968
Ferris, Edward	1959-60
Fetsko, John D.	1986-87
Fetsko, Michael E.	1985-86-87
Field, Alexander M.	2007-08
Fielder, Craig J.	1986
Fields, Dennis L.	1986
Fieler, Jake	2016-17-18
Fink, Joseph K.	1926
Finkelston, Tim	1986-87-88-89
Finlay, Robert	1943
Finley, Edward	1910-11-12
Firesheets, Linda R. (Mgr.)	1981-82
Fischer, Stanford S.	1959-60-61
Fisher, Duane R.	1998-99
Fisher, J. Nikki	1988-89-90-91
Fitch, Cameron	2013-14
Fitzgerald, Jeffrey L.	2006-07
Fitzgerald, Harvie (Mgr.)	1951-52
Fleming, Carl, Jr.	1936-37
Flippin, Harrison F.	1927-28
Flock, George A.	1931
Flow, Donald E.	1974-75-76
Floyd, Earle N. (Mgr.)	1908
Fogg, Richard E.	1959
Foley, Randy	1990-91
Ford, John	1984-86-87-88
Ford, Pat	1984
Ford, Thomas A.	1950-51-52
Foreman, Tyree L.	1999-00-01
Fortin, Matthew	2011-12-13
Foster, Henry P., Jr.	1921-22-23
Foster, Joshua D. (Mgr.)	1995-96-97-98-99
Fracker, Lee S.	1959
Franklin, Anthony I. (Capt.)	2003-04-05-06
Fray, Samuel B.	1945-46
Frazier, William L.	1981-82-83-84
Frederick, T. Michael (Capt.)	1991-92-93-94
Freedman, Beth H. (Mgr.)	1994-95-96
Freedman, Paul	2010-11-12
Freeman, Robert	1960-61-62
Frerotte, Albert G.	1938-39-40
Freshour, Michael L. (Mgr.)	1990-91
Friedberg, Samuel	1925-26
Fritzell, H. Lockwood (Capt.)	1946-47
Frost, Charles M.	1924
Fryberger, Philip K.	1933-34
Frye, Ian	2012-13-14-15
Fuller, F.L.	1891

Fuller, Jason L.	2008
Fuller, Robert P.	1941
Fulp, Kenneth B.	1974-75-76-77
Fulton, James J.	1896
Furst, Gerald	1950-51-52

G

Gaalaas, Trygve L. (Mgr.)	1988
Gahm, Matt	2018-19
Gallop, Gregory	2013-14
Galloway, Christopher B.	1991
Gaffney, John F.	1986
Garcia, Rafael	1993-94-95-96
Gardner, Ross	2017
Gardner, Scott (Capt.) ...	1972-73-74-75
Gardner, Tyrus W.	2004-05-06
Garner, Kirk	2014-15-16-17
Garner, W. Glover	1952



SCOTT GARDNER
Scott Gardner led the ACC in passing and total offense in 1973 and 1975 and graduated as UVA's all-time passing leader.

Garr, William R. (Mgr.)	1991
Garren, Harold A.	1983-84-85
Garrett, A. Randolph	1934
Garrett, Alex Y. P.	1905
Garno, Edmund F.	1989-90-91
Garrett, E.E.	1889
Garriot, Richard	1965
Garth, William	1890-91
Gassert, Ronald E. (Capt.) ..	1959-60-61
Gathman, David B.	1994-95
Gatling, Herman D., Jr.	1952-54
Gay, Peter A.	1951-52
Gearhart, Paul T. (Mgr.)	1985
Gehr, Harry	1971-72
Gehring, Doug	1972
Gentry, Fenton A.	1931
George, Charles T. (Capt.) ...	1937-38-39
George, Woodruff, Jr.	1936-37-38
Gerczak, Brian K.	1991-92-93
Gerstle, Harry L.	1899
Geyer, Horace, Jr. (Capt.) ..	1908-09-10
Gianakos, Nicholas, C.	1938-39-40
Gianakos, John C.	1944-45
Gibson, Albert D. (Mgr.)	1996-97
Gibson, Kareem	2016
Gill, Bernard A., Jr.	1948-49
Gillette, James T.	1913-14
Gillette, James T., Jr. (Capt.) ..	1937-38-39
Gillette, R. Turnbull	1941-42
Gilmer, Thomas W. (Capt.) ..	1888
Glagola, Doug	1988
Glagola, Paul (Student Asst.) ..	1995
Glaser, Chris	2017-18-19
Glasper, Derrick L.	1975-76-77-78
Glaspay, Byron R.	2005-06-07-08
Glassic, Thomas (Capt.) ..	1972-73-74-75
Glauber, Robert	1926
Gloth, William C. (Capt.) ..	1906-07-08
Glover, Jerry V.	1981-82
Godfrey, Gregory H.	1971-72
Goldberg, Boris S.	1947-48-49-50
Golden, Kenneth E.	1971
Gollinge, Paul J.	1988
Gomolack, Gary	1978-79
Gonyo, Jerry	1959
Gooch, Miles	2011-12-13-14
Gooch, Robert K.	1911-12-13-14
Gooch, Stapleton D.	1909
Gooch, Stapleton D., Jr.	1932
Gooch, William S.	1916
Goode, Darren A.	1981

Goodhue, J. Forrest	1911
Goodman, Bobby	1991-92
Goodman, Frank S.	1944
Goodwin, E. Howard	1939-41
Goodwin, W. C.	1916
Goodwyn, Benson L.	1988-89-90
Gorbett, Walter T.	1945-46
Gormley, William J.	1981
Gorham, Chris R.	2005-07
Gosney, Luther S.	1938
Goss, George T. H.	1971
Goss, Jon	2013
Gottschalk, Sean P.	2007
Gould, Christopher M.	2004-05-06-07
Gould, Kevin (Capt.) ..	1984-85-86
Graham, David (Capt.) ..	1957-61-62
Graham, Robert S.	1904-06
Granger, Gordon IV	1951-52
Grant, Nick	2017-18-19
Grant, Sharp	1910
Gravatt, John S. E.	1930-31
Gravatt, William M., Jr.	1939-40
Gravins, John J. III	1958
Gravins, Thomas	1957-58-59
Gray, Arthur P.	1966-67
Gray, Brian (Mgr.)	2007
Green, Donny J.	1997-98-00
Green, Jared P.	2008-09-10
Greene, J. David	1998-99-00-01
Greene, John M.	1962-63
Greenleaf, John J. (Mgr.) ..	1901
Greenway, Addison W.	1889-90-91
Greenway, John C.	1890
Greer, Steve (Capt.)	2009-10-11-12
Greggs, Durwin D.	1986-87-88-89
Grier, Andre	1976-78-79
Griese, Robert S.	1988-89-90
Griffin, Malcolm	1898-99
Griffin, Nash	2017-18-19
Griffith, C. Travis (Capt.) ..	1996-97-98-99
Griffith, Edmund B.	1981
Griggs, David W. (Capt.) ..	1985-86-87-88
Griggs, Thomas J.	1960-61-62
Griggs, William E., III	1981-82-83
Grimes, George	1942-46-47
Grinnell, David	1979
Griswold, William H.	1952
Grobe, Jim	1973-74
Groh, Albert, Jr.	1965
Groh, A. Michael, III (Capt.) ..	1994-95
Grover, Robert N.	1894-96
Gruber, Dave	1970
Grywatch, Trevor	2011
Gulaskey, Joseph, W., IV ..	1980-81-82
Gunby, John K. (Mgr.)	1916
Gunderman, Robert E.	1954-55
Gustafson, Robert E.	1969-70-71
Gut, Robert E.	1951-52-53
Guttman, Bernard	1943
Gwynn, Dallas E.	1962-63-64



BYRON GLASPAY
Byron Glaspay lettered from 2005-08 for the Cavaliers as a fixture in the Virginia secondary for head coach Al Groh.

H

Hamblen, Lapsley	1948
Hackemer, Dean F.	1986
Hackworth, Dennis	1973-74-75
Hagan, Thomas J.	2002-03
Hagans, Marques T. (Capt.) ..	2002-03-04-05
Hager, J. F.	1916
Hagy, Jesse	1953-54-55
Haines, Innes C.	1937-38-39
Hairston, Eric	1987
Hale, Charles	1973-74-75
Hale, David A.	2004
Haley, Dennis	2003-04
Hall, Alexander	2004
Hall, Bryce (Capt.)	2016-17-18-19
Hall, David M.	1979-80
Hall, Joseph M. (Capt.) ..	1987-88-89-90
Hall, Mark	2014-15-16
Hall, Thomas S.	1920-21-22-23
Hall, Vicqual R. (Capt.) ..	2006-07-08-09
Hall, W.	1889
Hallett, Horace S.	1932-33-34
Hamilton, Frank L.	1959-60
Hamilton, Marcus C. (Capt.) ..	2003-04-05-06
Hamm, Daniel	2014-15-16-17
Hammer, Charles A.	1966-67-68
Hammond, Darryl	1986-87
Hanback, Eli	2016-17-18-19
Hankins, Langdon	1919-20-21
Hannig, Thomas L. (Mgr.) ...	1987-88-89
Hanretty, John J.	1937
Hansen, Louis	1950
Hanson, Jere	1943
Harbison, Clinton M., Jr.	1940
Harding, Charlie	1950-51-52
Hardaway, Robert B.	1949
Hardy, M. Jermaine (Capt.) ..	2001-02-03-04
Harkleroad, Patrick C.	1992-94
Harold, Eli	2012-13-14
Harper, Frederick	1892-93
Harris, Anthony (Capt.) ..	2011-12-13-14
Harris, Arlen O.	1999-00-01
Harris, Arthur B.	1901
Harris, Arthur H.	1921
Harris, Billy (Mgr.)	1952-54
Harris, Eric	1972
Harris, Frank C.	1901-02
Harris, Floyd M.	1927
Harris, James N.	1980-81-82
Harris, Jonathan C.	1993-94-95-96
Harris, L. Peyton	1938-39
Harris, M. Antwan	1996-97-98-99
Harris, M.K.	1910
Harris, Randall	1964-65-66
Harris, Stuart H. Jr.	1951-52
Harris, Tim	2013-14-15-18
Harris, William H. Jr.	1931-32-33
Harris, William K.	1977
Harris, W. W.	1912
Harrison, Christopher A.	1991-92-94-95
Harrison, H. Preston	1951-52-53
Harrison, M. Ponder	1980
Harrison, Robert E., Jr.	1921
Harrison, T.C.	2019
Harriss, M.K.	1909
Hart, Charles J.	1964-65
Hartwell, Herbert R.	1953-54-55
Harvey, F. (Mgr.)	1951-52
Haser, James J.	1964
Haskell, Charles C.	1899-1900
Haskell, Sandford	1934-36
Haskins, Bobby	2018-19
Hathaway, Edwin J. (Mgr.) ..	1920
Hawes, R. N. (Mgr.)	1925
Hawkins, Ahmad R.	1997-98-99-00
Hayes, J.J.	1921
Hayman, Reuben R.	1924
Haynes, Jason M. (Mgr.) ..	1985-86-87-88
Hayward, Sam	2016
Heald, Wister M.	1903
Heath, Bryan W.	1991-92-93-94
Heilman, Graham M.	1937
Hedges, Halstead S.	1890-91
Heidel, Charles F. (Service) ..	1980
Heim, Joshua (Mgr.)	2004-05-06
Helman, Gary E. (Capt.) ..	1969-70-71
Henderson, Russell M.	1975-76-77-78
Hepler, John D.	1961-62-63
Hess, David (Mgr.)	1997-98-99
Hewitt, James S.	1911
Heyward, Clinch	1968-70
Hickman, William K.	1944-46-47-48
Hicks, Curtis N.	1991-92-93-94
Hicks, George I., Jr.	1892-93-94
Hicks, Preston W.	1986-87-88
Hill, Braxton	1965-66-67
Hill, D.J.	2011-12-13-14
Hill, Julien Harrison	1897
Hill, William M. (Capt.) ..	1940-41-42

Hill, William (Capt.)	2010-11-12
Hillebrand, H. T.	1888
Hillman, D. Scott	1982-83-84-85
Hinkebein, Christopher	2009-10-11
Hitchcock, Bryan S.	1982-83-84
Hitt, John Andrew	1974-75-76
Hoak, Harold G.	1950-51-52
Hoback, William W.	1937
Hobson, Alexis, C.	1900-01
Hodge, John H.	1939
Hodges, Jacob (Mgr.)	2008-09
Hodges, Jacob	2010-11-12
Hodges, Thomas B.	1963-64-65
Hoffarth, James D.	1961-62
Hoffer, Stephen J.	1954
Hoffman, Andrew	2002-03-04
Hofheimer, Al G.	1927
Hoge, Peyton H. III	1934-35
Hogg, Ben	2018-19
Holladay, Edwin W.	1907-08-09-10
Holland, Howard A.	1923-24-25
Holland, Kara (Mgr.)	2002-03-04
Holland, Nathaniel L.	1926
Hollier, Darnell L.	1999
Hollins, Mike	2019



THOMAS JONES
Thomas Jones led the ACC in rushing in 1998 and 1999 and finished his career as UVA's all-time leading rusher with 3998 yards.

Holmes, Larry M.	1990-91-93
Holoman, Bryan K.	1978-79-80-81
Holz, John W.	1944-45
Honaker, Samuel W.	1906-07-08-10
Hopkins, Charlie	2015
Hoppe, W. Joseph	1966-67-68
Horn, James E.	1986
Horne, Raynard J.	2008-09-10
Horsley, Shelton, III	1945
Hoskey, DreQuan	2011-12-13-14
Hottowe, J. Daniel	1975-78
Houston, Augustus W., Jr.	1902
Howell, Jimmy	2008-09-10-11
Hoxton, Archibald R.	1895-96
Hrica, Leonard	1962-63-65
Hubbard, Garland Reid	1923
Huddleston, James W.	1982-83-85
Hudson, Grant	1976-77-78-79
Huffman, Edward B. Jr.	1978
Hughes, Connor	2002-03-04-05
Hull, George F.	1903
Hummel, William T.	1979-80
Hunt, Robert W.	1996-97-98
Hunter, Reuben (Mgr.)	2004-05-06
Hunton, Richard O.	1959
Hurt, Robert H.	1942
Hurst, Harry H.	1981-82
Hushion, John B.	1925-26-27
Husted, Michael J.	1989-90-91-92
Hutter, Quintus	1925-26-27
Hylton, Vivian	1958
Hyson, James C.	1979-80-81-82

I

Inderlied, Mark	1987-88
Inman, Dontrelle J.	2007-08-09-10
Isabelle, Yubrenal T. (Capt.) ..	1998-99-00
Isaiah, Brandon	2002-03-04
Izlar, Paul R. P.	1977

J



Jackson, Alan K.....	1974-75
Jackson, B. Lowndes.....	1895
Jackson, Jamaal K.....	2005-06-07
Jackson, Nick.....2019	
Jackson, Rashawn L.....	2006-07-08-09
Jackson, Ryan.....	1984-85-86-87
Jackson, Yusef D.....	1989-90-91
James, Philip Randolph.....	1943
Jamison, Robert Scott.....	1945
Jana, Terrell.....2017-18-19	
Jarrett, Drew.....	2009-12
Jarvis, Brandon.....	2009
Jarvis, Carroll.....	1964-65-66
Jarvis, Michael J.....	1966-67
Jefferson, Salvatore E. "Butch".....	2001
Jeffers, Patrick C.....	1992-93-94-95
Jeffries, Greg L.....	1989-90-91-92
Jenkins, Charles R.....	1954-55-56
Jenkins, Derek A.....	1981-82-83
Jenkins, Joseph.....	1973-74-75-76
Jenkins, Nick (Capt.).....	2008-09-10-11
Jennings, Darius.....	2011-12-13-14
Jett, Shelby M., Jr.....	1911-12-13
Johns, Edward A. (Mgr.).....	1992-93
Johns, Matt.....	2013-14-15-16
Johnson, Cameron.....	2008-09-10-11
Johnson, Christafer.....	2004
Johnson, Clyde.....	1944
Johnson, Edward H. (Capt.).....	1904-05-06
Johnson, Henry C.....	1980-81-82
Johnson, Ira Branch (Capt.).....	1902-03-04
Johnson, James W.....	2000
Johnson, Keon.....	2013-14-15-16
Johnson, Michael K.....	2002-04-05-06
Johnson, Moulton K. (Mgr.).....	1893-94
Johnson, Richard W.....	1948-49-50



RYAN KUEHL

Ryan Kuehl was a three-year starter at defensive tackle from 1992-94 and finished his career with 148 tackles and 11 quarterback sacks.

Johnson, Sean.....	2004
Johnson, Thomas G. (Capt.).....	1932-33-34
Johnson, Thomas N. P., Jr.....	1939
Johnson, Timothy M.....	1998
Jones, A.C.....	1891-92-93-94-95
Jones, Alfred.....	1907
Jones, Breerton.....	1958-59
Jones, Melvin "Skeet" (Capt.).....	1992-93-94-95
Jones, Doug.....	1972-73-74
Jones, Fred.....	1965-66
Jones, Grover C., Jr.....	1946-47-48
Jones, J. P.....	1910-11
Jones, Jermese.....	1998-00-01
Jones, Kendall T. (Mgr.).....	1985-86
Jones, LaShawn D.....	1997
Jones, Perris.....2019	
Jones, Perry (Capt.).....	2009-10-11-12
Jones, R. Walter, III.....	1939
Jones, Thomas G. (Capt.).....	1996-97-98-99
Jones, VanDyke.....	1946-47-49
Jordan, Henry W. (Capt.).....	1954-55-56
Jordan, Jean T. (Mgr.).....	1991-92-93-94
Joseph, Dominique.....	2009-10-11
Judd, Steve (Mgr.).....	1971

K

Kamfjord, Jan.....	1959-60-61
Kaminer, Glen A.....	1927-28-29
Kane, Raymond J.....	1994
Kanner, Landon (Mgr.).....	2002-03
Kanto, William Jr.....	1959-60-61
Karczewski, Doug L. (Capt.).....	1994-1996-97
Karelis, Andreas.....	1996-97

Karl, Sean.....	2014-15
Karriker, Steven W.....	1982-83-85
Kasonick, Bob.....	1970-71
Keeler, Matthew C. (Mgr.).....	1996
Kegler, John Scott.....	1936
Kehoe, Joseph G.....	1960-61
Keiningham, Charles L.....	1990-91-92
Keith, Dustin M.....	1999-00
Kellam, Reed.....	2017-18-19
Kelly, Charles.....	1979
Kelly, Martha (Mgr.).....	2005-06
Kelly, Michael E.....	1995-96
Kelly, Robert E.....	1969
Kelly Jr., Tavares.....2018-19	
Kemp IV, Billy.....2019	
Kemp, Stanley.....	1964-66-67
Kennard, James C.....	1945
Kennedy, Tom (Capt.).....	1970-71-72
Kenney, John M.....	1975
Kern, Ernest J.....	1949-50-51
Kerney, Patrick M.....	1995-96-97-98
Kerr, Brittany (Mgr.).....	2008
Kessler, Frank.....	1958
Keto, Kevin.....	1975-78
Kettunen, Bill.....	1970-71
Keys, Raymond.....	1972-73-76
Keys, Raymond II.....	2009-10-11
Keys, William F.....	1985-86-88-89
Keyser, Jim.....	1955-56-57
Khokhar, Zain.....	2018
Kier, PK.....	2017-18-19
Kihm, Ed.....	1968-69-70
Kilfeather, Brendan J.....	1991-92-93-94
Kilgannon, Thomas O. (Capt.).....	1982-83-84
Killian, Paul J.....	1990-91-92-93
Kimball, Micah T.....	2001-02
Kimball, Robert S., Jr.....	1929-30
King, Andrew.....	2017
King, William T., Jr.....	1950-51-52
Kingsolving, Arthur B.....	1916
Kirby, Charles E.....	1994-95-96-97
Kirby, Terry G. (Capt.).....	1989-90-91-92
Kirkeide, Kyle R.....	1993
Kirkland, Joseph T.....	1944-45-46-47
Kirtley, Todd M. (Capt.).....	1979-80-81
Kirven, John.....	2017
Kiser, Micah (Capt.).....	2014-15-16-17
Kitchen, Brian L.....	1971
Kite, Christopher M.....	1987
Kite, George L.....	1904-05
Klingensmith, Paul S.....	1965-66-67
Kneeland, Ralph.....	1955-56-57
Knoebel, Tim (Mgr.).....	1999-00-01
Knott, Kristin J. (Mgr.).....	2001-02
Knowles, Charles S.....	1954
Knowles, James E.....	1952-53-54
Knutson, Ben.....	2017
Kobyra, Keith M.....	2001
Koch, W. Cary.....	2007-08
Koehler, Henry.....	1959
Kohler, Peter O.....	1958
Kollock, William G.....	1907
Konstant, Anthony N.....	2007
Kopsidas, Vivi (Mgr.).....	1982-83-84
Kort, Ronald J.....	1978-79-80
Kotulak, Rick.....	1967-68-69
Koutiris, Nicholas.....	2013
Kovack, Donald L.....	1954-55-56
Kowalkowski, Robert (Capt.).....	1963-64-65
Krebs, Tom.....	1963-64
Krebs, W. Van.....	1966
Kreich, Edward.....	1941-42
Krichbaum, Mark E.....	1991-92-93-94
Krupp, Bert W.....	1979-80-81
Kuczynski, Dennis.....	1973-74-75-76
Kuehl, Ryan P.....	1991-92-93-94
Kuhn, Carl R., Jr. (Capt.).....	1960-61-62
Kuldel, Clarence E.....	1943
Kulp, Walter P.....	1990
Kuyk, Kirk A.....	1919
Kuyk, F. Goodwyn.....	1919

L

Lacey, Jim.....	1969-70-71
Lacika, Mike.....	1972-73
Laffey, Thomas V., Jr. (Mgr.).....	1934
Lagaman, Jeffrey D. (Capt.).....	1986-87-88
Lagaman, Scott A.....	1982-83-84-85
Lahnstein, Katherine R. (Mgr.).....	1995-96
Laird, Edmund G.....	1924-25-26
Lakin, Erwin J.....	1941-42
Lambert, Albert.....	1895
Lambert, Greyson (Capt.).....	2013-14
LaMontagne, Noel (Capt.).....	1997-98-99
Lanahan, Billy.....	1972-74
Land, J. Stanley.....	1971-72-73
Landes, W.B.....	1911-12-13
Lane, Brendan.....	2010
LaNeve, Mark R.....	1977-78-79-80

Lang, Oscar, Jr.....	1895
Lang, William F.....	1960-61-62
Lange, Parker M.....	1998-00
Lankford, Burnley.....	1899-1901
Lankford, Menalcus.....	1904
Lansman, Howard.....	1943
Latimore, Darius.....	2015
Launi, Charles A.....	1944
Lauzon, Jermaine L.....	1999
Lawe, Stephen.....	2013-14
Lawrence, Kristina (Mgr.).....	2005-06
Lawson, Joshua G.....	1998-99-00-01
Lawson, Larson C.....	1955
Lawyer, Nicholas C.....	1955
League, Bill.....	1970-71
Leigh, Stanley E.....	1993
Lee, Darius.....	2013-14
Lee, Keith A. (Capt.).....	1978-79-80-81
Lemos, Caio (Mgr.).....	2006-07
Leonard, Riverson S.....	1988-89
Leonard, William J.....	1947-48
Leone, Robert F.....	1982
Lesane, James E.....	1949-50-51
Lestyk, Randy.....	1969-70
Levrone, Andre.....	2014-16-17
Lewis, Charles L.....	1922
Lewis, Howard V.....	1981-82-83
Lewis, J. Tyrone (Capt.).....	1988-89-90-91
Lewis, Kevin E.....	1978
Lewis, Shawn A.....	1982-83-84-85
Lewis, Tyler.....	2014
Levy, Albert.....	1928-29
Leys, John Wesley (Capt.).....	1933-34-35
Lile, John C. (Mgr.).....	1912
Lilley, Christian E.....	1978-79
Lineburg, Wayne E.....	1995
Lindley, Eric M. (Mgr.).....	1993-94-95
Link, Matthew W.....	1996-97
Linkenauer, Jim.....	1976
Linn, John P.....	1960-61
Lipscomb, Andrew H. (Mgr.).....	1993-94-95
Lipsey, M. Jordan.....	2006-07
Lloyd, John E.....	1898-99-1900
Locklin, Tom D.....	1994-95-96
Lockwood, Paul.....	1965-66-67
Lockwood, William T.....	1966-68-69
Logan, David (Mgr.).....	1957
Lohrey, Patrick.....	1974-75
London, Paul J.....	1992-93-94-95
Long, Christopher H. (Capt.).....	2004-05-06-07
Longey, Charles.....	1964
Lopez, Carlos L.....	1981
Loth, John E.....	1925
Lowe, Leslie (Mgr.).....	1985-86-87-88
Lucas, B.....	1889
Luck, Robert.....	2003
Luderman, John C.....	1980-81
Luke, William C. (Capt.).....	1926-27-28
Lum, Thomas C. (Mgr.).....	1994
Lundy, Wali (Capt.).....	2002-03-04-05
Luzar, Christopher M.....	1998-99-00-01
Luzar, W. Kase.....	2000-01-02-03
Lyle, Keith A. (Capt.).....	1990-91-92-93
Lyles, Lester E. (Capt.).....	1981-83-84
Lyles, Nathan J.....	2004-05-06-07

M

MacConnell, John.....	1972
MacDonald, Alexander (Mgr.).....	1910
MacGregor, Malcolm (Capt.).....	1965-66-67
Mack, Jordan (Capt.).....	2016-17-18-19
Mack, Cameron.....	2011
Mack, Kirby J.....	1997
Mack, Tory.....	2009-10
Mackall, Charles M. (Capt.).....	1924-25-26
Mackay, Andrew.....	2015
Maddux, H. Cabell.....	1906
Maddux, H. Cabell, Jr.....	1936-37-38
Maghamez, John.....	2011
Mahanes, Ryan J. (Mgr.).....	2000-01-02
Maiden, William M.....	1912-13
Majkowski, Don.....	1984-85-86
Male, Evan J.....	1935-36-37
Mallory, Albert H.....	1899
Mallory, Richard K.....	1977
Mams, Carl, Jr. (Mgr.).....	1971-72
Martin, Myron C.....	1989-90
Manca, Maurizio.....	1986
Manka, Simon A.....	2006
Manly, Theodore A., Jr.....	1980
Mann, Raymond A.....	2000-01-02-03
Maphis, Samuel, Jr. (Capt.).....	1921-22-23-24
Marchbroda, Theodore J., Jr.....	1977-78-79
Marcus, Walter F., III.....	1977
Marie, James.....	1948
Mark, Joseph, J.C., Jr.....	1977-78
Markey, Justin.....	2004
Marko, William F., Jr.....	1961
Markos, Lance M. (Mgr.).....	1993




LESTER LYLES

A three-year letterman at safety, Lester Lyles was a senior tri-captain on UVA's Peach Bowl championship team in 1984.

Marlow, John (Capt.).....	1959-60
Marrs, David.....	2013-14
Marshall, Brendan.....	2016
Marshall, C. Taylor.....	1949-50
Marshall, John Ashby.....	1941
Marshall, James M.....	1890
Marshall, R. E. Lee (Mgr.).....	1892
Martig, Louis (Capt.).....	1958-59-61
Martin, Harry S. (Capt.).....	1933-35-36
Martin, Kareem A.....	1992
Martin, W.....	1889
Martin, William A.....	1896-98
Martinez, Cristina (Mgr.).....	2006
Massey, Melvin.....	2003-04
Massie, Henry.....	1962-63
Massie, Joseph A.....	1892-93
Mason, Tavon E.....	1999-00-01
Mason, William N.....	1962-63
Matheson, Scott W.....	1982-83-84-85
Mathias, David (Mgr.).....	1983-84-85
Mathis, Jeremiah.....	2011-12
Matteo, Jackson (Capt.).....	2013-14-15-16
Mattes, Ronald A.....	1981-82-83-84
Mattioi, Keith.....	1986-87
Mattox, Vincent.....	1975-76-79
Mausteller, Myron B.....	1948-49
Maverick, William H. (Mgr.).....	1927
Maxwell, William L.....	1971-72-73
May, Joseph W.....	1953-54
Maybank, Dave (Mgr.).....	1951
Mayer, Eugene N. (Capt.).....	1912-13-14-15
Mayfield, Antonio L.....	1999
Mays, M. Rutherford, III.....	1979-80
McCabe, Kevin R.....	2006
McCall, Sean P.....	1978-79-80-82
McCarrick, Thomas E.....	1952
McCartin, Connor.....	2010-12
McCartin, Kyle.....	2010-11-12
McCartin, Thomas P.....	1936
McCary, Joseph E. (Capt.).....	1944-47-48
McClagherty, Harry (Capt.).....	1937-38-39-40
McClellan, Greg L. (Capt.).....	1990-91-92-93
McClure, Alan A.....	1979
McConnell, Felton.....	1920
McCoy, Thomas A.....	1922-23
McDaniel, Charles W. (Capt.).....	1982-83-84-85
McDaniel, Gregory (Capt.).....	1975-76
McDonald, Alexander (Mgr.).....	1911
McDonald, Geoffrey B.....	1985
McDonald, Jack.....	2014-15-16-17
McDonald, John P.....	1943
McDonald, Mikey.....	2018
McElroy B. (Mgr.).....	1953
McFalls, Patrick.....	1963-64
McFarland, Ric.....	1970-71
McGee, Jake.....	2011-12-13
McGill, C. P.....	1899
McGonnigal, J. Bruce.....	1987-88-89-90
McGovern, Terry.....	1972
McGowan, William B.....	1919
McGrail, Bob.....	1970-71
McGrail, Michael (Mgr.).....	2004-05-06
McGrath, Elexis W.....	1935
McGraw, Tom.....	1972-73-74
McGrew, Michael B.....	2001-02-04
McGugan, Michael A.....	1971-72
McInerney, Jake.....	1989-90
McIntyre, William T.....	1930
McKay, Robert W.....	1916
McKeag, Robert.....	1974
McKeever, Bernard F.....	2007


McKenzie, Ray D.	1996
McKillican, Daniel B.	1978-79-80
McKinney, Daniel (Mgr.)	2008
McKiver, Samuel A.	1994-95-96
McLaughlin, Lee M. (Capt.)	1938-39-40
McLaughlin, Tucker M.	1954-55-56
McLeod, Rodney (Capt.)	2008-09-10-11
McMahon, Christopher C.	1982-83-84
McMeans, Keith	1987-88-89-90
McMerns, E. (Mgr.)	1913
McMullen, Billy (Capt.)	1999-00-01-02
McNeal, Andre C.	1995-96
McShane, James	1957-58
McSweeney, Patrick	1963
McWeeny, Colin T.	1999-00
McWilliams, Dave	1967
McWilliams, Myron	1961-62-63
Meacham, Francklyn A. (Capt.)	1888
Meade, Kendall L.	1994
Meade, Robert	1973-74-75
Meador, John P.	1944
Meadows, Owen C., Jr.	1940-50-54
Medley, Darrell S.	1993-94-95-96
Mehalick, Joseph (Capt.)	1951-52-53
Meighen, James	1964-65
Mejia, A.J.	2017
Mendez-Zfass, Zachary	2009
Menik, Ronald P.	1956
Menzer, Elward H.	1959-60-61
Merica, W. Chad (Mgr.)	2005-06-07
Merrick, Nicholas A.	1981-82-83-84
Merritt, L. Kent	1971-72-73
Merritt, Richard H. (Mgr.)	1924
Mercogliano, Jennifer A. (Mgr.)	1992
Mextori, Kenneth R.	1980
Meyer, Russell H.	1975-76
Michaels, Kevin	1970-71-72
Michels, Richard	1944-47-48-49
Michie, Addenell H. (Capt.)	1919-20-21
Merritt, James E.	1939
Mifflin, Edward L., III	1945
Mihalik, Matt	2009-11-12
Mihota, Anthony	2010-11
Mikeska, Matthew J.	1990-91-92-93
Miles, Connor	2010
Miles, Frederick B.	1981-82
Miles-Redmond, Andre	2015-16
Milien, Max	2010-11
Miles, Kenneth O.	1989-90-91-92
Millard, J. Kelly	1973
Miller, David S.	1966
Miller, G. Brown	1888-89
Miller, E. Heath (Capt.)	2002-03-04
Miller, James H.	1945
Miller, Llewellyn (Mgr.)	1926
Miller, Mark H.	2002-03-04-05
Miller, Robert	1949-50-51
Milliken, Charles	1892
Milne, Alan R.	1946-47-48
Minahan, Moe (Mgr.)	1972-73
Minear, Chris	1986-87
Mines, Fontel A.	2003-04-05-06
Mines, Stuart	1984-85-86
Minnifield, Chase O.	2008-09-10-11
Minor, Philip Lee	1943
Minter, Albert	1950-51
Minton, Julius A., III	1968-69-70
Mirman, William S.	1939-40-41
Misch, Grant	2019
Mitchell, Hayden	2019
Mizzell, Taquan	2013-14-15-16



CHUCK MOOSER

Chuck Mooser lettered at flanker from 1968-70. He was also an excellent return man who led the team in punt returns in 1968 and '69.

Modlin, Charles	1952-53-54
Moeller, Trey	2002
Mollinari, Larry	1963-64-65
Moncure, Eustace C.	1936
Mongomer, Colin T.	1934
Monk, Brian M. (Mgr.)	1992
Montanez, Javier	1984-85



RANDY NEAL
Randy Neal lettered from 1991-94 and served as a captain for the Cavaliers.

Montelus, John	2017
Montgomery, Eric (Mgr.)	2006-07-08
Montgomery, George W., Jr.	1900
Montgomery, Scott	1967
Monroe, Eugene C.	2006-07-08
Moomaw, D. Clovis	1909
Moon, Tim	1976-77-78-79
Moon, Tracy Jr.	1975-76-78
Mooney, Caitlin (Mgr.)	2006
Mooney, Michael	2013-14-15-16
Moore, Alexander W.	1896
Moore, Baxter S.	1901
Moore, Chris	2016-17-19
Moore, Claude	1914-15
Moore, G. W.	1898
Moore, Herman J.	1988-89-90
Moore, Keenan	1976-77
Moore, Kwontie	2012-14-15
Moore, Mike	2012-13-14-15
Moore, Shawn (Capt.)	1987-88-89-90
Mooser, Charles E.	1968-69-70
Moran, Henry A.	1960-61-62
Morgan, James	1965-66
Morgan, Kevin A.	1985-86-87-88
Morley, Ronald	1973
Morris, Benjamin	1895
Morris, Francis S.	1974-75-76
Morris, Jerome D.	1974-75-76-77
Morris, Tim	1986-87-88-89
Morrison, James (Capt.)	1896-1897
Morrison, Wayne	1979-80-81-82
Morrow, Jeff	1976-77-78-79
Morse, Mason H.	1938-39-40
Morse, Steven B.	1981-82-83-84
Moses, Morgan	2010-11-12-13
Morton, Kenneth Roe	1933-34
Moschell, Frederick (Capt.)	1968-69
Moser, Carl H., III	1957
Mosley, Corey A.	2008-09-10-11
Moss, Rodger	1987
Moss, Steven	2017
Moss, Timothy L.	1989-90
Motley, Hunter C. (Capt.)	1928-29-30
Mott, Charles J.	1947-48-50
Moye, Juwan	2016-17
Moyer, Fred M.	1952-53-54
Mudd, Robert H.	1894
Muha, Jon A.	1983-84-85
Mullins, Gerard (Capt.)	1971-72-73
Mullins, Michael D.	2000-01-02
Mundy, Aaron A.	1990-91-92-93
Munger, Eugene, Jr.	1933
Munhall, Herbert N., Jr.	1941-42
Muntz, John R.	1981-83-84
Murden, Craig S.	1986-87
Murden, Raymond L.	1939-40
Murphy, M.H.	1909-10
Murphy, Matthew, H.	1908-09
Murphy, Terrence T.	1904-05
Murray, Jack F.	1941-42
Murray, Albert Quentin (Capt.)	1978-79-80
Musselman, Brian S. (Capt.)	1978-79-80
Myers, Douglas G.	1930-31
Myers, Francis H. (Mgr.)	1968
Myers, Joseph G.	1949-50

Myers, Robert B.	1906-07
Myers, Richard	1962-63-64

N

Nagy, Kent (Mgr.)	1998-99-00-01
Nagy, Louis K. (Mgr.)	1995-96-97-98
Nalle, Brodie C., Jr.	1897-99-1900
Naponick, John	1965-66-67
Neal, Randy P. (Capt.)	1991-92-93-94
Neely, Robert L.	1992-93-94-95
Neely, Sidney M. (Capt.)	1889
Neff, George F.	1942-46-47
Neff, John H. (Capt.)	1906-07-08
Neff, John H., Jr.	1940-41
Neidbala, Joseph	1953-54
Neilson, Timothy (Mgr.)	1986-87-88
Nelson, Bill (trainer)	1976-79
Nelson, Brenton	2017-18-19
Nelson, H.	1891
Nelson, Ryan	2018-19
Nelson, Stephen M.	1975
Nemeyer, Michael J.	1980
Nesbit, Harrison	1947-48-49-50
Neustetter, LeRoy W.	1939-40-46
Newby, Shernard C.	1999-00-01-02
Newell, Joseph (Mgr.)	1951
Newhall, Mike (Capt.)	1976-77-78-79
Newman, Campbell	1919-20
Newmyer, Armand	1943
Newsome, Kenneth R.	1977-78-79-80
Nicholson, Demetrious	2011-12-13-15
Niklasen, Don D.	1940-41-42
Nisi, John T. (Mgr.)	1995
Nistad, Peter J.	1936-37-38
Nixon, Mario	2015
Norfleet, Paul J.	1899
Norfleet, Stan	2002
Norton, E. Hope	1892
Norton, Jim	1963-64
Nowocin, Joshua M.	1995

O

Obasi, Ugo	2018
Oluwatimi, Olusegun	2019
Ober, Delancey R.	1937
O'Connor, Timothy P.	1986-87-88-89
Oden, Brian	2010-11
Odenheimer, Freyhan	1929
Odom, Frank	1943
Oehmig, Daniel W.	1941
Ogletree, Kevin	2006-08
O'Grince, Sylvester H.	1938-39-40
Olanrewaju, Sadiq	2013-14
Old, William W., Jr. (Mgr.)	1895
Olderman, Robert B. (Capt.)	1982-83-84
Olsen, Christian (Capt.)	2004-06
Omohundro, Buddy	1989-90-91
Oppeleman, Isadore P.	1920-21
Orrick, Norwood	1930
Osisek, Stephen F.	1948-49-50
Otten, Harold	1955-56-57
Owen, Bryan F.	1995-96-97
Owens, Gregory R.	2000
Ozdowski, Mike (Capt.)	1973-74-75-76

P

Paczowski, Robert M.	1966-67-68
Page, Bobby (Mgr.)	1952
Page, Boyd	1967-68-69
Page, R. P., Jr. (Mgr.)	1889
Palmer, George C., II	1939-40-41
Palmer, Martin	1944
Palmore, Edward "Bo" (Mgr.)	2006-07-08
Palumbo, Joseph C. (Capt.)	1949-50-51
Pankey, Hugh B.	1910
Papit, John (Capt.)	1947-48-49-50
Parcells, Douglas	1973-74-75
Parham, Kayode B. "Kai"	2003-04-05
Parker, Donald (Capt.)	1964-65-66
Parker, Michael B.	2007-08-10
Parks, Kevin (Capt.)	2011-12-13-14
Parlow, Milton A.	1941-42-45
Parr, Zane	2009-10
Parrish, Robert L. (Mgr.)	1898
Parrish, William J.	1919
Parrish, William J.	1944-45-46
Parsons, W. Keith (Mgr.)	1996-97
Parziale, Benjamin A.	2006
Pasztor, Austin W.	2008-09-10-11
Pate, Bobby	1950-51-52
Patton, Tom	1967-68-69
Paul, Gladimir	2018
Paul, John	1904
Paxton, William W.	1928-29
Payne, Keith J.	2007-10
Peace, Chris (Capt.)	2015-16-17-18
Peacock, Jamari	2017-18-19

Pearce, Horace	1943
Pearce, Stanley D.	1897-98
Pearman, Alvin	2001-02-03-04
Pearson, James R., Jr.	1989-90
Peerman, Cedric E. (Capt.)	2005-06-07-08
Peete, Rickie	1990-91
Pendleton, Samuel T.	1926-27
Pennel, Billy M.	1946-47
Penton, John A. (Capt.)	1891-92
Percy, Leroy D. (Mgr.)	1990
Perkins, Bryce (Capt.)	2018-19
Perkins, Rayotis	1984-85-86
Perry, Bruce H.	1962-63
Perry, Vergil E.	1945
Pertile, Brandon	2017
Petrilli, Benjamin A.	1954
Pettie, Maggie (Mgr.)	1983-84-85-86
Pettine, Michael M.	1986-87
Petty, Howard C., Jr.	1983-84-85
Peyton, Charles G.	1926
Peyton, John Lewis	1929
Pfabe, Samuel J. (Capt.)	1974-75-76-77
Phelan, Stephen S., Jr.	1994-95-96-97
Phelps, Brandon	2011-12-13-14
Phelps, Gary A.	1982-83
Phillips, John	2004-05-06
Phillips, John "Colter"	2009-10-11-12
Phillips, John M. (Capt.)	2005-06-07-08
Phillips, Levit L. (Mgr.)	1914
Phillips, Theodore	1925-26
Phipps, Paul	1951-52-53-54
Pickett, John	2011
Pickett, William V.	1945
Pierce, Kurt	1978-79-80
Piker, Edward P., Jr.	1974
Pillon, Charles G.	1942
Pincavage, John (Capt.)	1963-64-65
Pinder, John B.	1930-32
Pinigis, Edwin J., III	2005
Pinkerton, Bledsoe C.	1926-27-28
Pittman, Malcolm J.	1981-82-83-85
Plank, Park S.	1961
Poates, Kenneth	1964-65-66
Poque, Robert	1953-54-55
Poindexter, Anthony (Capt.)	1995-96-97-98



ALVIN PEARMAN

Alvin Pearman lettered from 2001-04. Pearman's 223 rushing yards versus Duke in 2004 was the second most in UVA history.

Polfelt, Erik A. B.	1979-80-81
Pollard, John B.	1902-03-04
Polzer, Fred	1955-56-57
Polzer, John (Capt.)	1953-54-55
Pomper, Brian	2012
Pond, John	2014-15
Ponder, Johnny L.	1997-98
Pope, Micajah	1893-94
Pope, Monsanto (Capt.)	1998-99-00-01
Popeck, Anthony	1965-66
Popowski, Daniel H.	1981
Porter, Doug	1984
Poss, Charles E.	1930-31-32
Porter, Jeffrey H. (Mgr.)	1992-93-94
Potter, Robert (Capt.)	1951-52-53
Potter, Steve (Capt.)	1976-77-78-79
Potts, Allen	1888
Powell, Gregory W.	1992-93-95
Powers, Jack	2016
Powers, Stewart	1973-74-75-76
Pratt, Darnell	2019
Preston, Charles E.	1995
Preston, Robert S., Jr.	1938-39
Preston, William R.	1940-41
Price, Lawson C.	1893-94
Pritchard, Karl C.	1902



Pritchard, Leonard G.	1988
Probst, Mark	1965
Proctor, RJ	2016-17-18
Pruner, James F.	1974-75
Prusmack, Robert	1963-64-65
Pugh, James C.	1952-53-54
Purvis, Claude E.	1933

Q

Quarles, Willard	1933-34
Quayle, Frank J.	1966-67-68
Quigley, Matthew J.	1988-89-90-91
Quillen, Ray	1951-52-53-54
Quinn, Timothy J.	1974-75-77
Quiroga, Michelle (Mgr.)	2007-08

R

Rainey, Kelvin	2013-14-15-16
Rainey, John	1972-73
Rainer, Jami'h R.	1996-97-98
Rainer, Wali R.	1995-96-97-98
Raines, Troy C.	1993
Raley, Jeremy J.	1993-94-95-96
Ralston, Jim	1967
Ramsburg, Jess	1893-94
Ramsey, K. Wagner	1974-75-76
Ramsey, Richard H.	2000
Randle, Ulmo (Sonny)	1956-57-58
Randolph, Angus C.	1907
Randolph, Oscar	1903-05-06
Randolph, Richard D.	1913
Randolph, Robert	2009-10-11
Raney, George Pettus, II	1924
Rannigan, Bob (Capt.)	1967-68-69
Rathburn, Kenneth C.	1939
Ray, J. V. (Capt.)	1913-19
Rayder, Shawn M.	1979-82
Raymond, Christopher	1974
Rea, William J.	1942
Reardon, John W.	1942
Reaves, Darryl A.	1981-82
Redd, Vincent A., II	2004-05
Redmond, James S.	1989
Redmond, Jordan	2018
Redus, James B.	1911-12-13
Reed, Joe	2016-17-18-19
Reid, Albert	2015-16
Reid, Daniel L.	1993
Reid, James J.	1990-91-92-93
Reid, Paul (Capt.)	1968-69-70
Reid, Thomas N.	1888

Reinkensmeyer, Dillon	2017-18-19
Reiss, Cruther E.	2008
Reiss, Lewis G. (Capt.)	1930-31-32
Renfrow, Justin	2012
Rennolds, John (Mgr.)	1948
Reutlinger, Albert F.	1936-37
Reve, Paul	1966-67-68
Revis, Stuart H.	1944
Reynolds, Donald D. (Capt.)	1988-89-90-91
Reynolds, E. Allen	1956-58
Reynolds, Ed R.	1979-80-81-82

Reynolds, James M.	1924-25
Reynolds, La Roy (Capt.)	2009-10-11-12
Rhett, Leigh C.	1942
Rhodes, Adam	2004
Rhodes, C.E.	1994-95
Riccardi, Richard G. (Capt.)	1980-82-83
Rice, Antonio J. (Capt.)	1982-83-84-86
Riccio, Kevin M.	1980-81-82
Rice, Maynard	1958
Richards, William H.	1968
Richardson, Clifton	2011
Richmond, Robert (Mgr.)	1997-98-99
Riddlebarger, Robert P.	1990-91-92

Ridgely, Nick	1964
Riggin, Horace	1953
Rinehart, Jack (Capt.)	1919-20-21
Ripley, Troy A.	1983
Ritchie, Robert	1950
Rivers, David P.	1999
Rivers, Mark	1984
Roach, Melvin	1951-52
Robbins, Bruce	1964
Robb, Davon J.	2006

Roberson, Deron K. (Mgr.)	1985-86-87-88
Roberson, James O.	1956-58
Roberson, Rashad X.	2000-01
Roberts, John Allen	1996-97
Roberts, John B.	2007
Roberts, R. Ray (Capt.)	1988-89-90-91
Roberts, Rufus G.J.	1943-44-46
Robertson, Eddie J.	1994-95
Robertson, Kathy L. (Mgr.)	1980
Robertson, Merrill, Jr.	1999-00-01-02
Robertson, Michael K.	2006
Robertson, S. (Mgr.)	1906
Robinson, James B. (Mgr.)	1989-90-91

Robinson, Jason H.	1995
Robinson, N. Kwakou	2002-03-04-05
Rocco, Michael	2011-12
Rodgers, Eugene A.	1990-91
Rodgers, Kevin (Mgr.)	1975-76
Rogers, E. Paul	1966-67-68
Rogol, James (Mgr.)	2005
Rohr, Leo H. (Mgr.)	2000
Rohrbough, Edward G.	1931
Romano, Carlo	1948
Romero, Daquan	2011-12-13-14
Rose, Daniel	1953
Roseborough, Joseph A.	1975-77-78
Rotella, Frank A.	1996-97
Roth, George R.	1945
Rothar, Philip E.	1938-39
Roumel, Jonathan (Mgr.)	1997



Ray Roberts combined exceptional athletic talent with intimidating size and strength to anchor the offensive line from 1988-91.

Routzahn, Evan R. (Capt.)	1998-99-00-01
Rowe, Joseph	1993-94-95-96
Rowley, Eldwood R.	1960-61-62
Ruff, Clinton "Buddy"	2012
Ruffin, Craig (Mgr.)	1923
Rupp, Juddson L.	1986-87
Rush, Harold	1959
Russell, Edward P.	1919-20
Russell, Fred	1958
Russell, James V.	1916
Ryals, Trevor	1987-88-89-90
Ryzcek, Daniel S. (Capt.)	1968-69-70
Ryzcek, Paul (Capt.)	1971-72-73
Rzempoluch, Ted C.	1960-61-62

S

Sabornie, Edward J.	1971-72-73
Sacco, Glenn	1959
Sackett, Charles	1943
Sackett, Henry M., Jr.	1930-31-32
Sadler, Rebekah E. (Mgr.)	1985
Saft, Gary	1968-69-70
Sallenger, Abby	1969-70
Samec, Timothy M.	1989-90-91-92
Sammis, Gordon R.	2006-07
Sanders, Darryl B.	1998-00-01
Sanford, James E.	1986-87-88
Sanford, Mark P.	1977-79-80-81
Santi, M. Thomas (capt.)	2004-05-06-07
Santoro, Ryan	2016
Sappington, Kenneth	1959
Sargeant, James E.	1936-37-38
Saurbeck, John G.	1939-40-41
Satiu, Jaiirus	2019
Satola, R. Brian	1990-91
Savage, Raymond (Capt.)	1986-87-88-89
Sawyer, Ryan A.	2000-01-02-03
Schaub, Matthew R. (Capt.)	2001-02-03
Schautz, Bill	2011-12
Schelhorn, Carlton	1952-53-54
Schike, Steven R.	1966
Schlegel, Nichols G.	1941
Schlesinger, Erick M.	1940-41-42
Schmidt, Aaron M. (Mgr.)	2001-02-03-04
Schmidt, R. Brennan (Capt.)	2002-03-04-05
Schmidt, Louis W.	1937
Schmidt, Pete W.	1967-68-69
Schrad, Jeffrey S.	2006
Schrader, Joseph H., Jr.	1992
Schreker, Paul F.	1969-70
Schroeder, Eugene W.	1947-48-49-50
Schubel, Heidi (Mgr.)	2007

Schuchts, Wayne (Capt.)	1982-83
Schuetz, Drew	1976-77-78
Schulte, Walter W.	1946-47-48-49
Schwab, Bernard	1953
Scott, Dennis	1970-71-72
Scott, Donald E., Jr.	1998-99
Scott, Earl "E.J."	2012-13
Scott, Edwin R.	1986
Scott, W. Grant	1979-80-81-82
Scott, John N.	1974
Scott, John T. (Mgr.)	1994-95
Scott, Michael	1958
Scott, Norman	1950
Scott, R. Taylor	1952
Scott, Sean (Capt.)	1984-85-86-87
Scott, Thomas C., Jr.	1950-51-52
Scott, Walter F. (Mgr.)	1902-03
Scott, Winfield W.	1945
Seals, Alexander T.	1999-01-02
Seals, George W., Jr.	1998-99
Seaver, Gregory (Mgr.)	2007
Secules, Scott (Capt.)	1984-85-86-87
Seecombe, Alfred B.	1933-34
Seemuller, Donald L.	1966
Seibels, George G., Jr.	1934-35
Seiler, Lewis (Mgr.)	1963
Seiler, Robert D. (Capt.)	1941-42-43
Selfridge, Andy (Capt.)	1969-70-71
Sempeles, George	1957
Serino, Robert M.	1966-67
Sermonet, Stephen M.	1981-82
Severin, Canaan (Capt.)	2012-13-14-15
Sewak, Michael M.	1978-79-80
Sewell, Jameel A. F.	2006-07-09
Shackelford, George S., Jr.	1920-21
Shannon, Jim	1968-69-70
Sharretts, Edward P., Jr.	1937-38
Sharp, Chris	2016-17-18-19
Sharper, H. Jamie	1993-94-95-96
Shaw, Patrick J. (Mgr.)	1987-88-89-90
Shaw, Ryan	2011
Shawley, Steven R.	1971-72-73
Sheets, Robert E.	1943
Shelly, P. Gregory	1966-67-68
Shelton, Duane	1957-58
Shelton, Ken	1972-73-74
Shendow, Irwin	1958
Shepherd, Fred (Capt.)	1958-59
Shepherd, Khalek	2011-12-13-14
Sheppard, Dominic	2018
Sherman, Timothy J.	1993-94-95-96
Sherwood, Richard (Mgr.)	2006
Shibley, William A.	1899
Shields, John M.	2008-09
Shifflett, Alec	2017
Shift, Ben (Mgr.)	1997-98-99-00
Shippy, Carlos R.	1991
Shirley, Tyler	2014-15
Shirley, William D. (Mgr.)	1995
Shivers, Johnny W.	1995-96-97-99
Shoaf, Ralph W., Jr.	1946-47-48-49
Shoch, James R., III	1962
Showalter, Louis R.	1952
Shuman, Thomas	1963-64
Shumock, Bryan J.	1977-78-79-80
Sieg, Terry Y.	1961-62
Sierck, Alexander M. (Mgr.)	1961
Sierocinski, Paul	1984-85-86-87
Silas, E. Phillips	1973
Silliman, Charles E.	1981
Silvester, Michael J.	1971
Similo, Ronald J.	1971
Simmons, Devon T.	1998-00-01
Simmons, G. Hall	2008
Simmons, Jahvoni	2017
Simmons, Larry J.	2000-01
Simonds, Frank, Jr.	1978-80
Simpson, Mikell V.	2007-08-09
Sims, Dylan	2013-14-15-16
Sims, Earl, Jr.	1998-00-01
Sims, John	1972-73
Sims, J.S.	1895
Sims, Phillip	2012
Sinclair, William C.	1945-48-49-50
Sinesky, Alphonse T.	1967-68-69
Sintim, Clint K. (Capt.)	2005-06-07-08
Sipe, William H.	1945
Sippley, Frank P.	1930-32
Skrobacz, William "Billy"	2012-13
Slade, Christopher C. (Capt.)	1989-90-91-92
Slebonick, Patrick S.	2008-09
Sledd, James	1964-65
Silvinske, Alex, Jr.	1945
Sloan, David	1973-74-75-76
Sloan, John K. (Capt.)	1927-28-29
Slocum, John K.	1992-93-94-95
Small, Jason L.	1998-99
Smeraski, Michael G.	1975
Smith, B.C.	1912
Smith, Bryan	2003

Smith, Carl O.	1991-92-93-94
Smith, Carl W.	1949-50
Smith, Darryl Q.	1979-80-82
Smith, Dave	1970
Smith, Donnell M. (Capt.)	1935
Smith, Edward W. (Capt.)	1974-76-77-78
Smith, Eric	2013-14-15-16

Smith, Heskin 2018-19

Smith, Joe	1970-71
Smith, Kurt	2002-03-04-05
Smith, L. Tylee (Mgr.)	1990-91-92
Smith, LaChaston	2015
Smith, Mark A. (Mgr.)	1980
Smith, Michael J.	1988-89
Smith, Ralph E. (Mgr.)	1981
Smith, Stephen B., Jr. (Mgr.)	1963
Smith, Timothy Jr.	2009-11-12-13
Smith, V.H.	1889-90
Smith, Walter C.	1937-38-39
Smith, William E., Jr. (Capt.)	1981-82-83
Snead, Alvin L., Jr.	1989-90-91-92
Snead, Willie Lee	1985
Snelling, Jason	2002-04-05-06

Snowden, Charles 2017-18-19

Snyder, Bryan K.	1990
Snyder, Jacob (Capt.)	2010-11-12-13
Snyder, Matthew (Capt.)	2009-10-11

Snyder, Rob 2018-19

Somoskeoy, Victor H.	1896
Southern, Anthony L.	1996-97-98-99
Spady, George W. III "Mickey"	1977-78
Spaulding, Robert E.	1934
Sparr, Harold A. (Capt.)	1914-15-16
Spates, William O.	1902-03
Spaziani, Joe	2016-17-18
Speer, Ward H.	1943-44-45
Spinner, Bryson A.	2000-01
Sprague, C.	1888
Spruill, Timothy C.	1998-99-00
Sroba, Joseph P.	1974-75-76
Sroba, Stephen J.	1971-72-73
Stadlin, Kenneth P.	1983-84-85
Stallings, William D.	1951-52-53
Stanchak, Jason L.	1991
Stanley, Charles W.	1946-48-49
Stanton, Forest Q.	1909-10
St. Clair, James W.	1930-31-32
St. Clair, James W.	1954-55-56
St. Clair, John B.	1996-97-98-99
Stair, Zachary S.	2006-08
Stalker, C.J.	2016-17-18
Stamenich, Ljubomir D.	1998-99-00-01
Stanley, George A., II	1999-00-01
Stearns, Christopher L.	1987-88-89-90
Steckmesser, Edward R.	1941-47
Steele, J. Gary (Capt.)	1989-90-91-92
Steibach, Pete J. (Mgr.)	1985-86
Stephenson, W.C.	1926-27-28
Sterba, Rick	1970
Stetter, George	1964-65-66
Stettinius, Joe (Mgr.)	1953-54-55
Stevens, Brian K.	1983
Stevens, Henry E.	1931-32
Stevens, Michael M.	1960-62
Steward, John A.	1920
Stidham, Justin (Mgr.)	2007-08
Still, Leroy	1971-72
Stillwell, Richard N.	1915
Stockner, Jesse J.	1933



Scott Secules led the ACC in passing and guided the Cavaliers to a 22-16 win over BYU in 1987 in his only year as the starting quarterback.

Stone, Bill	1967
Stone, Edgar E.	1891-92
Stone, Luke (Mgr.)	2003-04-05
Stone, Matthew	2004
Strath, Robert J., Jr.	1996
Strenski, John E. (Mgr.)	1989-90-91
Strempek, Henry M. (Capt.)	1952-53-54
Stuart, William A.	1915
Stuetzer, Thomas S. N.	1942
Stukes, C. Dwayne L.	1996-97-98-99
Stupar, Jonathan D.	2005-06-07
Sturgeon, Gregory	1967
Suhling, William G.	1940-41
Sullivan, Dave	1970-71-72
Sullivan, David M.	1979-80-81-82
Sullivan, Gilbert J.	1945-46
Summersgill, Harry T. (Capt.)	1898-99
Sutphin, Wayne S.	1991
Sutt, Michael C.	1968-70
Swan, Russell S.	1982-83-84-85
Swank, John C., Jr.	1938
Swanson, Zachary	2011-12-13-14
Sweeney, David L.	1990-91
Sweeney, Robert M.	1980-81-83-84
Switalski, Richard	1973-74-75-76
Swoboda, Ryan	2018-19
Sykes, Kenneth (Mgr.)	2008
Symington, William W.	1927-28
Szymanski, Paul	1984

T

Taliaferro, Aaron	2010-11
Tandarich, Diane M. (Mgr.)	1987-88-89-90
Tamulonis, Paul G.	1974-75
Tarpley, Brendin (Mgr.)	1991
Tata, Bob	1950-51-52
Taulapapa, Wayne	2018-19
Taylor, Floyd B.	1946-47-48
Taylor, Dillon W.	1996-97-98
Taylor, Gregory O.	1977-78-79-81
Taylor, George R.	1927-28-29
Taylor, Howard J., III	1982
Taylor, J. Saunders	1894
Taylor, Joseph	1975
Taylor, Noah	2018-19
Taylor, R.E. Lee	1899
Taylor, Shannon A.	1996-97-99
Taylor, Walter H. (Mgr.)	1890
Templeton, John L.	1898
Tenuta, Jonathan G.	1978-79-80
Teunis, B. Scott	1956-57
Terrell, Dominique	2011-12-13
Terrell, Matt	2016
Terry, Gregory L.	1995
Terry, Lance D.	1988
Tetlow, Eric	2013
Theiling, James S.	1977-78
Thesmar, Fred H.	1922-23-24
Thomas, Arthur A.	2000-01-02-03
Thomas, Bruce L.	1966
Thomas, Emory	1959-60-61
Thomas, John L. (Capt.)	1946-47-48-49
Thomas, Mason	2012-14-15
Thomas, Phil	1986-87-88-89
Thomas, Richard S. (Capt.)	1891-92
Thomas, Thomas N.	1968-69
Thomas, William T. (Capt.)	1929-30-31
Thompson, Dylan	2018
Thompson, Jerome	1988
Thompson, Jonathan	2003-04
Thompson, Marshall D. (Mgr.)	1989-90
Thompson, William V., III	1997-98-99
Thompson, Sean O.	1991-92
Thomson, Douglas K.	1961
Thornbury, Craig A.	1986-87
Thornhill, Juan	2015-16-17-18
Thornton, A. Leslie (Mgr.)	1948
Thornton, Eric	2011
Thorpe, T.J.	2015
Thraves, Oscar R.	1909
Thurman, Albert L.	1890
Thurman, Allen G.	1915-16
Thweatt, Byron D. (Capt.)	1997-98-99-00
Tilton, John G.	1891
Timperio, Anthony	1973
Tinsley, Wilson	1955
Tippett, R.E.	1915
Todd, David	1937
Todd, Thomas H. (Capt.)	1910-11-12
Todd, Turnley (Capt.)	1960-62-63
Toland, Patrick D.	1985-86-87
Toliver, Elton J.	1985-87-88-89
Toliver, Gene O.	1990-91-92
Tomlin, Brian K.	1978-79-81-82
Tomlin, Jeffrey D.	1990-91-92
Tomlin, Terrence L.	1989-90-91-92
Tompkins, Christopher R.	1930-32
Toney, Rob	1989
Torchia, Joseph D.	2007-08-09-10

Torok, Ted (Capt.)	1962-63-64
Towles, Thomas E.	1910
Toye, Vincent R.	1983-84-85
Trainor, Fred	1959-60
Trant, Cameron S. (Mgr.)	1996-97-98-99
Trell, Leonard (Capt.)	1934-35-36
Trent, Ben	2018-19
Trentham, Hal	1969-70
Troger, Daniel C.	1991
Troup, Bill	1970
Trucilla, James	2016
Tucker, Beverly R., Jr.	1937
Tucker, Floyd	1955
Tucker, Weir M.	1934-35
Tufty, Harold G.	1943
Tureman, Shawn I. (Mgr.)	1993
Turnbull, Knox	1936
Turner, Chris	1972
Turner, Curtis	1984-85-86
Turner, Dave	1968-69-70
Turner, Howard R.	1927-28-29
Turner, Joseph L.	1974-75-76-77
Turner, Kevin A.	1982
Turner, Mebane H.	1950-51-52
Turner, Richard	1928-29
Tutwiler, E.M.	1901
Tyler, Delano L.	1986-87
Tyler, H.W.	1926
Tyler, Robert H. (Mgr.)	1990-91
Tysinger, William L., Jr.	1945

U

Uihlein, Henry H.	1942
Uehla, Tony R.	1959-60-61
Urban, Brent	2011-12-13
Urch, Scott E.	1985-86
Urie, Braedon	2017
Urmston, Thomas H.	1927

V

Vale, Donald D.	1974
Valles, Max	2013-14
Van Kuiken, Aaron	2009-11
Vanderbeek, Keith	1984-85
Varner, Harry	1910
Varner, John (Mgr.)	1967
Vaughan, Patrick	1963-64
Vaughan, William W.	1906-07
Verica, Marc C.	2008-09-10
Viars, Thomas L.	1971
Viars, Theodore J.	1955
Vigorito, Thomas J. (Capt.)	1977-78-79-80
Voliva, William	1974
Voss, Andrew	1979
Vozenilek, Alec (Capt.)	2012-13-14

W

Wagenknight, William J., Jr.	1916
Wager, Eugene E., Jr.	1931-32
Wahee, Wilfred	2014-15-16
Waidner, Harry F., III	1952
Wakeham, Frank (Mgr.)	1986
Walchack, Ron R.	1975-76
Walcott, Ausar	2009-10-11-12
Waldron, Caroline (Mgr.)	1983-84-85
Waldron, James H.	1943
Waldrop, John B.	1939-40
Waldrop, Louis S.	1943
Walker, Bradley	1900-01
Walker, Coleman C.	1923
Walker, Divante	2013-14-15
Walker, James H., III (Capt.)	1944-45
Walker, Jeffrey A.	1981-82-83-85
Walker, John	1972-73-74
Walker, Justin	2002
Walker, Knox P.	1914
Walker, Quentin	1979-80-82-83
Walker, Rijo (Capt.)	2010-11-12-13
Wall, Harry	1903
Wallace, Devin	2010
Wallace, Gustavus B.	1896-97
Wallace, Jason K.	1988-89-90
Wallace, John M.	1974-75-76
Wallace, Robert "Cody"	2012-13-14
Wallenger, Bruce (Mgr.)	1966-67
Walp, Paul K.	1922-23-24-25
Walsh, Ferdinand C.	1898
Walsh, William D.	1947-48-49
Walter, F.J.	1912
Walton, Dan G.	1971
Wanner, Donald G.	1942-43
Waples, Joseph B., Jr.	1905
Ward, James C.	1914-15-16
Ward, Jonathan M.	2001
Ward, Samuel C.	1921-22
Ward, William L.	1947
Wardlaw, Michael J.	1992-94

Ware, David L., Jr.	1989-90-91-92
Warren, Christopher C.	1985-86
Warren, Marshall (Mgr.)	1957
Warren, William Rice	1904-05
Warren, W. R.	1914-15
Warthen, Benjamin (Mgr.)	1964
Warthen, Harry (Mgr.)	1960
Washington, Jerrod (Capt.)	1990-91-92-93
Washington, Marcus A.	1990-91
Washington, Patrick (Capt.)	1997-98-99-00
Wass, John (Mgr.)	2002-03-04
Waters, H. Dorsey (Capt.)	1901-02
Watford, David	2011-13-14
Watkins, T. Frank	1902-03
Way, Charles C. (Capt.)	1991-92-93-94
Weaver, James M.	1923-24
Weaver, R. M.	1924-25
Webb, Jim	1976
Weeks, Marquis C.	2001-02-03-04
Weeks, Williams R., II (Capt.)	1935-36-37
Weems, Wharton E. (Mgr.)	1911
Weest, Harry B.	1895
Weigand, Ryan P.	2006-07
Weir, Robert C. (Capt.)	1947-48-49-50
Wellford, Landon C.	1907
Wellford, J.H.	1911
Wentz, Wade	1962
West, George F.	1941
Westcott, Thomas Adam	1999
Whalen, Lawrence F.	1929
Whelan, Wayne	1958
Whitaker, J. Waverley	1889
Whitaker, Patrick W.	1957
White, Adam (Mgr.)	2006
White, Bryan C.	2001-02-03-05
White, Charles C.	1916
White, Evans Christopher, III	1996
White, Joseph	2019
White, Joseph P.	1957
White, James L., Jr.	1913-14-15-16
White, James L., III	1939-40-41
White, Kaylee (Mgr.)	2002-03-04-05
White, T.N., Jr. (Mgr.)	1945
White, Todd H. (Capt.)	1993-94-95-96
Whitehead, Gordon B.	1979-81-82
Whitelaw, Landon P.	1949
Whitley, Reece M. (Capt.)	1956-57-58
Whitmore, Jeremiah	2012-13-15
Wicks, Dontayvion	2019
Wicks, Jim (Capt.)	1974-75-76
Wiley, Mark E.	1982-83-84
Wilkin, Mathew C.	1933-34-35
Wilkins, Donte (Capt.)	2013-14-15-16
Wilkins, Terrence O.	1995-96-97-98
Willcox, Charles	1888
Willett, Kirk A.	1995-96-97
Willett, W. Roscoe, Jr.	1938-39
Willey, Michael V. (Mgr.)	1996-97-98-99
Williams, Alan C.	1975
Williams, Ben (Mgr.)	1998-99-00-01
Williams, Bill (Capt.)	1970-71
Williams, Charles Robert	1901
Williams, Christopher E.	1999-01-02
Williams, Dena	1999
Williams, Deyon (Capt.)	2003-04-05-06
Williams, Joe L., Jr.	1994-95-96-97
Williams, Julius D.	1995-96-97
Williams, Lewis C. (Mgr.)	1896
Williams, Michael L.	1989
Williams, Robert	1957-58
Williams, S. Clay	1906-07
Williams, William A. (Mgr.)	1915
Williams, Willis E., Jr.	1960-61
Willis, Benjamin C.	1899
Willis, Symmion R.	1993-94
Willits, Jim	1967-68-69
Wills, Davis B. (Mgr.)	1900
Wilson, D.C.	1912-16-17
Wilson, John B.	1889
Wilson, Johnnie L.	1988-89-90
Wilson, Lowndes (Mgr.)	1965
Wilson, Maitland A.	1922-23
Wilson, Marcus	1987-88-89
Wilson, Richard T., III (Mgr.)	1962
Wiltsee, Erich W.	1995
Winborne, Jamine L.	2001-02-03
Windle, Steele B., III	1977
Windle, Tucker	2009-10-11-12
Winget, Jim	1963-64-65
Wingo-Reeves, Connor	2013-14-16
Winokur, Herbert S.	1938-39
Winston, James O.	1923
Wise, H.A. II (Mgr.)	1958
Wise, Jennings Cropper	1908-09
Wise, Sandy (Mgr.)	1957
Witt, Samuel Brown	1920-21
Wolf, Craig K.	1982
Womack, Antwoine (Capt.)	1998-00-01
Womack, John T., III	2008-09-10
Wood, Bruce W.	1943-44-46

Wood, Davis J.	1919
Wood, Douglas	1963-64
Wood, Joseph M. (Capt.)	1910-11-12-14
Wood, Larry	1965-66
Wood, Oscar E., III (Mgr.)	1991-92-93
Wood, Smyth	1959
Woodburn, Cynthia (Mgr.)	1986-87-88-89
Woods, Brandon C.	2006-08-09
Woods, Henry M. Jr.	1906
Woods, Matthew R.	1987-88-89
Woods, Reginald D.	1980-81
Woods, Samuel B., Jr. (Mgr.)	1907
Woodson, Jared S.	1999-00-01
Woody, Gordon (Mgr.)	1952
Woolfolk, Pichegru	1912-13
Word, Barry D.	1983-84-85
Word, Corwin B.	1978-80-81
Word, Kenneth E.	1980-81-82
Word, Landon	2016
Word, William E., Jr.	1915
Wright, Michelle A. (Mgr.)	1985
Wright, Steven	2016-17
Wright, William M.	1947-48-49
Wykoff, Bernie	1943
Wyncoop, Dave	1967-68-69

Y


Yancey, Kemper W. (Capt.)	1907-08-09
Yarbrough, A. Nelson	1956-57
Yarbrough, Zachary	2001-02-03-04
Yavinsky, Marc T.	1991
Yewisiak, Paul	1965-66-67
Yoder, Brent	1985
Young, James M.	1952
Young, William R., Jr.	1953
Young, M. (Mgr.)	1889
Yurechko, Douglas A. (Mgr.)	1995-96

Z

Zaccheaus, Olamide (Capt.)	2015-16-17-18
Zamperini, Mark E.	1977
Zandier, Zane	2017-18-19
Zellem, Edward B.	1983
Zellers, Tom	1967
Zensen, Roger	1959
Zidenberg, Joshua S.	2005-06-07
Ziegler, Paul E.	1971
Zimmer, Craig W.	1985-86-88
Zimmer, William L., III	1933-34
Zimmerlink, Geno	1981-83-84-85
Zimmerman, Ric	1966-67-68
Zinn, George	1903
Zmudzin, Anthony (Capt.)	1973-74
Zollar, Justin	2018-19
Zundel, Dwight W.	1920-21




CAVALIER MAJOR AWARD WINNERS



BILL DUDLEY

Maxwell Award

- 1941 Maxwell Award as the country's outstanding player
- Consensus All-American as a 19-year old senior
 - Led nation in scoring (134 points), touchdowns (18) and all-purpose yards (1674)
 - Second nationally in rushing (968) and total offense (1824), and fourth in punt returns (481 yards)



GEORGE WELSH

Bobby Dodd National Coach of the Year

- 1991 Bobby Dodd Coach of the Year Award
- Directed a young squad that had to replace 15 starters from the previous season to an 8-3-1 record
 - Team was unbeaten in last eight games of regular season to earn Gator Bowl bid
 - Virginia led the ACC in scoring offense and scoring defense



HEATH MILLER

Mackey Award

- 2004 Mackey Award as the nation's outstanding tight end
- Unanimous first-team All-American as a junior
 - Caught 41 passes for 541 yards and five touchdowns
 - Tremendous blocker who helped UVA lead the ACC in rushing and total offense



JOE REED

Jet Award

- 2019 Jet Award as return specialist in the country
- First-team All-American by Walter Camp, FWAA, CBS and Phi Steele as a kick returner
 - No. 1 in the nation in kick return average with a 33.2 yard per return average
 - Only player in the nation with 2,700+ career return yards and a career return average of 28+ yards per return



CHRIS LONG

Ted Hendricks Award

- 2007 Hendricks Award as the best defensive end in the country
- Unanimous first-team All-American
 - Third in the country with 14 sacks and 14th in tackles for loss
 - Led the team with 23 quarterback pressures and nine pass break-ups

UVA AND THE HEISMAN TROPHY

Year	Name	Place in Voting
1941	Bill Dudley	Fifth
1990	Shawn Moore	Fourth
1990	Herman Moore	Sixth
1999	Thomas Jones	Eighth
2007	Chris Long	10th



RETIRED NUMBERS

Six Virginia players have had their uniform numbers retired and those numbers will not be worn again. Those numbers honor the most decorated players in the program's history, including Jim Dombrowski (73), Bill Dudley (35), Gene Edmonds (97), Shawn Moore (12), Joe Palumbo (48) and Frank Quayle (24).

12

Shawn Moore Martinsville, Va.


Shawn Moore (1988-90) quarterbacked UVA to two New Year's Day Bowl appearances and a share of the school's first-ever ACC championship. Virginia's all-time passing and total offense leader set over 30 combined NCAA, conference and school records. He led Virginia to the USF&G Sugar Bowl as well as a No. 1 ranking in the nation (Associated Press) for three consecutive weeks. Moore became the first ACC quarterback to lead the nation in passing efficiency (160.7) in 1990 while completing 144 of 241 passes for 2,262 yards and 21 touchdowns. Moore finished fourth in balloting for the 1990 Heisman Trophy. As a senior he was a first-team All-American and ACC Player of the Year.



35

Bill Dudley Bluefield, Va.

As a 19-year-old senior in 1941, "Bullet" Bill Dudley led Virginia to a sparkling 8-1 record and had a hand in 206 of the 279 points that the Cavaliers scored. A great runner, passer, kicker and defensive player, he led the nation that year in points scored (134) and finished second nationally in total offense (1,824 yards). A member of the National Football Foundation's College Football Hall of Fame and the Pro Football Hall of Fame, Dudley became the first Cavalier to have his number retired. He earned All-America honors at halfback in 1941 and finished fifth in the 1941 Heisman balloting. He was selected by the Pittsburgh Steelers in 1942 as the NFL's number-one draft choice.



73

Jim Dombrowski Williamsville, N.Y.

Jim Dombrowski anchored Virginia's offensive line for four straight seasons (1982-85) and finished his career as UVA's first-ever unanimous All-American. The two-time winner of the Jacobs Blocking Trophy as the ACC's best blocker, he helped lead UVA to three straight winning seasons and a 27-24 victory over Purdue in the 1984 Peach Bowl. He received All-America honors following Virginia's 6-5 season in 1985. Dombrowski also went on to a successful NFL career. He was selected for induction into the College Football Hall of Fame in 2008.



24

Frank Quayle Garden City, N.Y.

Frank Quayle established himself as Virginia's most versatile performer since the days of "Bullet" Bill Dudley. In addition to his career rushing total of 2,695 yards, the tailback caught 83 passes for 1,145 yards. He was named ACC Player of the Year and the conference's overall Athlete of the Year in 1968 after rushing 175 times for 1,213 yards and catching 30 passes for 426 yards. During his three seasons in the Cavalier backfield (1966-68), Virginia went 16-14, including a 7-3 mark in 1968.



48

Joe Palumbo Beaver, Pa.


During Joe Palumbo's three varsity seasons (1949-51), Virginia posted a 23-5 mark and recorded seven shutouts. He was a first-team All-America selection that season. He was a three-time All-State selection. In 1951, Palumbo received the Outstanding Defensive Lineman Award from the Touchdown Club of Washington, D.C., was named the state of Virginia's Athlete of the Year, and participated in the Blue-Gray All-Star Game. Palumbo was inducted into the National Football Foundation and College Football Hall of Fame in August of 1999.



97

Gene Edmonds Hampton, Va.

Gene Edmonds was a halfback on winning Cavalier teams in 1948 and 1949. He was killed in a tragic automobile accident near Scott Stadium on Nov. 20, 1949, hours after scoring Virginia's second touchdown in a 28-14 loss to Tulane. Edmonds' jersey number (97) was retired as a memorial by Cavalier head coach Art Guepe and UVA Athletic Director Norton Pritchett.



RETIRED JERSEYS

Jersey retirement honors Virginia players who have significantly impacted the program. Individuals recognized in this way will have their jerseys retired, but their number will remain active.

3 Anthony Poindexter	58 Patrick Kerney
6 Thomas Jones	61 Elton Brown
7 Matt Schaub	65 Tom Scott
10 Will Brice	66 D'Brickshaw Ferguson
12 Bob Davis	66 Mark Dixon
14 Matt Blundin	72 Ray Roberts
19 Ronde Barber	77 Noel LaMontagne
21 Tiki Barber	85 Chris Slade
34 Jim Bakhtiar	87 Herman Moore
42 Terry Kirby	87 John Papit
50 John St. Clair	89 Heath Miller
56 Ray Savage	91 Chris Long



John Papit and Tom Scott had their jerseys retired during the 2008 season.



Tiki Barber was the offensive and overall MVP of the ACC in 1996.

ACC Champions

1989 – Co-Champions (w/Duke)
1995 – Co-Champions (w/Florida State)

ACC Division Champions

2019 – Coastal Division Champions

ACC Player of the Year

1966 – Bob Davis, QB
1968 – Frank Quayle, TB
1984 – Barry Word, TB
1989 – Shawn Moore, QB (UPI Offensive MVP)
1990 – Shawn Moore, QB
1991 – Matt Blundin, QB
1996 – Tiki Barber, TB (Offensive MVP, Overall MVP)
1998 – Anthony Poindexter (Defensive MVP)
2002 – Matt Schaub (Offensive MVP, Overall MVP)
2007 – Chris Long (Defensive MVP)

ACC Coach of the Year

1961 – Bill Elias
1968 – George Blackburn
1983 – George Welsh
1984 – George Welsh
1989 – George Welsh (UPI)
1991 – George Welsh
1995 – George Welsh
2002 – Al Groh
2007 – Al Groh
2011 – Mike London

ACC Rookie of the Year

1984 – John Ford, WR
1994 – Ronde Barber, DB

ACC Defensive Rookie of the Year

2014 – Quin Blanding, S
2017 – Brenton Nelson, S

ACC Coaches Defensive Rookie of the Year

2014 – Quin Blanding, S

Tatum Award

The James E. Tatum Award, is given annually in memory of the late Jim Tatum to the ACC's top senior student-athlete among the league's football players. Tatum, a two-time ACC Coach of the Year, coached in the fifties at both Maryland and North Carolina and believed strongly in the concept of the student-athlete.

1981 – Bert Krupp
1982 – Pat Chester
1986 – David Cardenas
1993 – Tom Burns
1997 – Stephen Phelan
1999 – Noel LaMontagne
2007 – Tom Santi
2019 – Jordan Mack

Brian Piccolo Award Winners

One of Wake Forest's most famed athletes, Brian Piccolo was an All-America selection in 1964 after leading the nation in rushing and scoring. Piccolo played professionally for the Chicago Bears for four seasons before his career came to an end after he was stricken by cancer in 1970. The Brian Piccolo Award was established in 1970 by the league's head football coaches to honor the ACC's most courageous football player.

1975 – Scott Gardner
1994 – Chris Harrison
1998 – Anthony Poindexter
2003 – Kevin Bailey
2005 – Ryan Best

Jacobs Blocking Trophy

The Jacobs Blocking Trophy is awarded annually by William and Hugh Jacobs of Clinton, S.C., to the player voted the most outstanding blocker in the Atlantic Coast Conference in a poll of conference coaches. The trophy is given in memory of William P. Jacobs, who served as president of Presbyterian College from 1935 to 1945, by his sons. The Jacobs Blocking Trophy was first awarded in 1953.

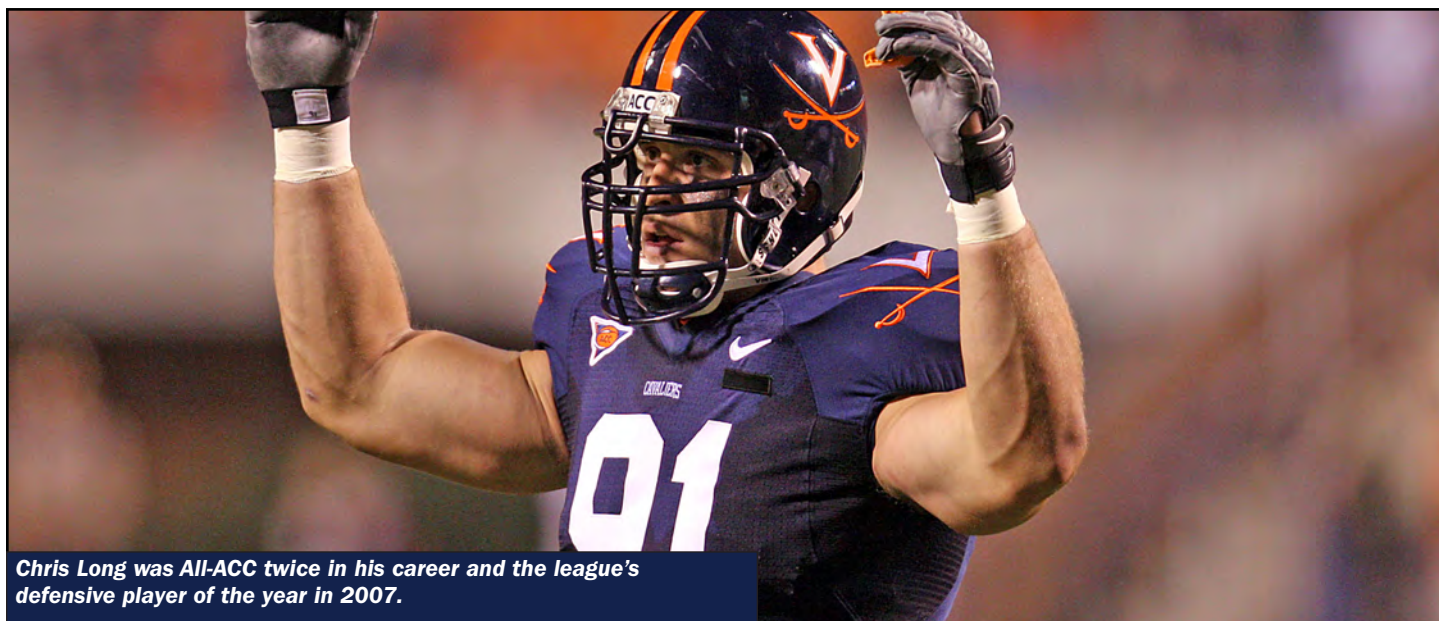
1968—Greg Shelly, offensive tackle
1970—Dan Ryczek, center
1984—Jim Dombrowski, offensive tackle
1985—Jim Dombrowski, offensive tackle
1990—Ray Roberts, offensive tackle
1991—Ray Roberts, offensive tackle
1993—Mark Dixon, offensive guard
1999—John St. Clair, center
2003—Elton Brown, guard
2004—Elton Brown, guard
2008—Eugene Monroe, tackle

Annual Statistics Leaders

Year	Player	Category	No.
1956	Nelson Yarbrough	Passing Yards	626 yards
1956	Fred Polzer	Receiving	24 receptions
1956	Fred Polzer	Receiving Yards	221 yards
1957	Jim Bakhtiar	Rushing Yards	822 yards
1957	Fred Polzer	Receiving	25 receptions
1957	Rece Whitley	Interceptions	5 interceptions
1958	Sandy Dempsey	Passing Yards	697 yards
1958	Sonny Randle	Receiving	47 receptions
1958	Sonny Randle	Receiving Yards	642 yards
1958	Sonny Randle	Kickoff Return Yards	506 yards
1958	Sonny Randle	All-Purpose Yardage	1,253 yards
1959	Tom Gravins	Kickoff Return Yards	349 yards
1960	Fred Shepherd	Rushing Yards	653 yards
1963	Tom Krebs	Interceptions	4 interceptions
1964	Roger Davis	Kickoff Return Yards	481 yards
1965	Tom Hodges	Passing Yards	1,299 yards
1965	John Pincavage	Receiving	45 receptions
1965	John Pincavage	Receiving Yards	572 yards
1965	John Pincavage	All-Purpose Yards	1,192 yards
1966	Bob Davis	Total Offense	1,688 yards
1966	Bob Davis	Passing Yards	1,461 yards
1966	Frank Quayle	Scoring	66 points
1966	Frank Quayle	All-Purpose Yards	1,616 yards
1967	Frank Quayle	All-Purpose Yards	1,497 yards
1968	Frank Quayle	Rushing Yards	1213 yards
1968	Frank Quayle	Scoring	84 points
1968	Frank Quayle	All-Purpose Yards	1,869 yards
1971	Bill Davis	Receiving	4.5 rpg.
1971	Bill Davis	Receiving Yards	56.1 ypg.
1972	Dave Sullivan	Receiving	4.6 rpg.
1973	Scott Gardner	Total Offense	192.7 ypg.
1973	Scott Gardner	Passing	*9.0 cpg.
1973	Harrison Davis	Receiving	4.0 rpg.
1973	Harrison Davis	Receiving Yards	70.3 ypg.
1975	Scott Gardner	Total Offense	144.8 ypg.
1975	Scott Gardner	Passing	*12.1 cpg.
1975	Tom Fadden	Receiving	4.4 rpg.
1977	Russ Henderson	Punting	42.5 ypp.
1977	Derrick Glasper	Interceptions	0.45 ipg.
1978	Sean McCall	Kickoff Return Yards	26.9 ypr.
1978	Russ Henderson	Punting	42.5 ypp.
1979	Pat Chester	Punt Return Yards	9.9 ypr.
1980	Pat Chester	Punt Return Yards	10.1 ypr.
1980	Bryan Shumock	Interceptions	0.45 ipg.
1983	Billy Smith	Receiving Yards	70.6 ypg.
1984	Ray Daly	Interceptions	0.45 ipg.
1985	Barry Word	Rushing Yards	122.4 ypg.
1985	Kenny Stadlin	Kick Scoring	76 points
1985	Barry Word	All-Purpose Yards	137.6 ypg.
1987	Scott Secules	Passing Efficiency	132.3
1987	Keith McMeans	Interceptions	0.90 ipg.
1988	Keith McMeans	Interceptions	0.45 ipg.
1990	Shawn Moore	Total Offense	256.8 ypg.
1990	Terry Kirby	Rushing Yards	92.7 ypg.
1990	Shawn Moore	Passing Efficiency	160.7
1990	Jake McInerney	Scoring	8.5 ppg.
1990	Herman Moore	Receiving Yards	108.2 ypg.
1990	Jake McInerney	Kick Scoring	94 points
1991	Matt Blundin	Passing Efficiency	159.6

Year	Player	Category	No.
1991	Ed Garno	Punting	42.0 ypp.
1992	Bobby Goodman	Passing Efficiency	137.4
1992	Terry Kirby	Rushing Yards	141.3 ypg.
1992	Terry Kirby	All-Purpose Yards	171.5 ypg.
1992	Chris Slade	Quarterback Sacks	14 sacks
1993	Randy Neal	Tackles Per Game	12.6 tpg.
1993	Mike Frederick	Tackles For Loss	21 TFL
1994	Mike Groh	Passing Efficiency	143.8
1994	Rafael Garcia	Scoring	7.7 ppg.
1994	Rafael Garcia	Kick Scoring	85 points
1994	Ronde Barber	Interceptions	0.73 ipg.
1995	Tiki Barber	All-Purpose Yards	158.8 ypg.
1996	Tiki Barber	Rushing Yards	123.6 ypg.
1996	Tiki Barber	Punt Return Yards	12.7 ypr.
1996	Tiki Barber	All-Purpose Yards	169.0 ypg.
1997	Aaron Brooks	Passing Efficiency	151.0
1998	Thomas Jones	Rushing Yards	118.5 ypg.
1998	Patrick Kerney	Quarterback Sacks	15 sacks
1999	Thomas Jones	Rushing Yards	163.5 ypg.
1999	Thomas Jones	All-Purpose Yards	186.7 ypg.
2000	Antwoine Womack	Rushing Yards	93.5 ypg.
2001	Billy McMullen	Receiving	6.9 rpg.
2001	Billy McMullen	Receiving Yards	88.3 ypg.
2002	Matt Schaub	Passing Efficiency	147.5
2003	Almondo Curry	Interceptions	0.46 ipg.
2004	Wali Lundy	Scoring	8.5 ppg.
2004	Alvin Pearman	All-Purpose Yards	161.5 ypg.
2004	Darryl Blackstock	Quarterback Sacks	10.5 sacks
2005	Marcus Hamilton	Interceptions	0.50 ipg.
2007	Chris Long	Quarterback Sacks	1.08 spg.
2007	Chris Long	Tackles For Loss	1.46 tpg.
2007	Ryan Weigand	Punting	45.2 avg.
2008	Vic Hall	Fumbles Caused	0.42 fcp/g.
2010	Keith Payne	Scoring	8.7 ppg.
2010	Keith Payne	TD Scoring	96 points
2013	Anthony Harris	Interceptions	0.67 ipg.
2015	Micah Kiser	Tackles	9.8 tpg.
2016	Nicholas Conte	Punting	44.3 ypp.
2016	Micah Kiser	Tackles	11.2 tpg.
2016	Quin Blanding	Solo Tackles	5.8 tpg.
2017	Joe Reed	Kickoff Return Yards	29.7 ypr.
2017	Micah Kiser	Tackles	11.2 tpg.
2018	Olamide Zaccheaus	Receptions	93 catches
2018	Bryce Perkins	Points Responsible For	206 points
2018	Bryce Hall	Passes Defended	24 passed def.
2019	Bryce Perkins	Total Offense	307.6 ypg
2019	Joe Reed	Kickoff Return Yards	33.2 ypr

*Based on completions per game



Chris Long was All-ACC twice in his career and the league's defensive player of the year in 2007.

ALL-ATLANTIC COAST CONFERENCE

ALL-ACC

From 1953 to 1981, the All-Atlantic Coast Conference team was selected by the Atlantic Coast Sports Writers Association (ACSWA). The Associated Press (AP) started selecting its own All-ACC team in 1982. In 1989 the ACSWA and AP combined to select one team, while United Press International (UPI) also chose a team in 1989. In 2012 the ACC coaches started their own All-ACC team to go along with the one selected by the Atlantic Coast Sports Media Association (ACSMA). Both ACSMA and the ACC coaches lasted through the 2016 season as official teams. Starting in 2017, the official All-ACC team was voted on by a panel from each school which included the head coach, radio play-by-play announcer and two members of the team's beat media, as well as other national voters. The players listed below, starting in 1982, made all teams unless otherwise indicated. UVA has had 128 first-team All-ACC selections, including 80 in the last 28 seasons.

1954
John Polzer, G 2nd Team

1955
Jim Bakhtiar, FB 2nd Team
John Polzer, G 2nd Team

1956
Jim Bakhtiar, FB 1st Team
Jim Keyser, G 1st Team

1957
Jim Bakhtiar, FB 1st Team

1960
Ron Gassert, T 2nd Team
Fred Shepherd, FB 2nd Team

1961
Ron Gassert, T 2nd Team

1962
Dave Graham, T 2nd Team
Bob Rowley, G 2nd Team

1963
Bob Kowalkowski, T 2nd Team
Turnley Todd, G 2nd Team

1964
Bob Davis, QB 1st Team
Bob Kowalkowski, T 2nd Team

1966
Ed Carrington, E 1st Team
Bob Davis, QB 1st Team

1967
Frank Quayle, TB 1st Team
Greg Shelly, T 1st Team

1968
Chuck Hammer, G 1st Team
Bob Paczkowski, LB 1st Team
Frank Quayle, TB 1st Team
Greg Shelly, T 1st Team

1970
Dan Ryczek, C 1st Team

1971
Andy Selfridge, DT 1st Team

1972
Dave Sullivan, WR 1st Team

1973
Dick Ambrose, LB 1st Team
Harrison Davis, WR 1st Team
Paul Ryczek, C 1st Team

1974
Dick Ambrose, LB 1st Team

1975
Tom Glassic, G 1st Team

1977
Russ Henderson, P 1st Team

1978
Russ Henderson, P 1st Team

1979
Tony Blount, DB 1st Team
Steve Potter, DE 1st Team
Tom Vigorito, RB 1st Team

1980
Stuart Anderson, DE 1st Team
Bryan Shumock, DB 1st Team

1981
Stuart Anderson, DE 1st Team

1982 (ACSWA)
Pat Chester, DB 1st Team

1983 (ACSWA)
Jim Dombrowski, T 1st Team
Lester Lyles, SS 1st Team

1983 (AP)
Lester Lyles, SS 1st Team
Jim Dombrowski, T HM
Ron Mattes, DT HM
Charles McDaniel, LB HM
Billy Smith, WR HM

1984 (ACSWA)
David Bond, NG 1st Team
Jim Dombrowski, T 1st Team
Lester Lyles, SS 1st Team
Ron Mattes, DT 1st Team
Bob Olderman, G 1st Team

1984 (AP)
Jim Dombrowski, T 1st Team
Lester Lyles, SS 1st Team
Ron Mattes, DT 1st Team
Charles McDaniel, LB 1st Team

1985 (AP & ACSWA)
Jim Dombrowski, T 1st Team
Harold Garren, C 1st Team
Kenny Stadlin, PK 1st Team
Barry Word, TB 1st Team

1987 (ACSWA)
Kevin Cook, DB 1st Team
John Ford, WR 1st Team
Chris Minear, T 1st Team
Sean Scott, DE 1st Team
Scott Secules, QB 1st Team

1987 (AP)
Kevin Cook, DB 1st Team
John Ford, WR 1st Team
Sean Scott, DE 1st Team
Scott Secules, QB 1st Team
David Griggs, LB HM
Darryl Hammond, DB HM
Chris Minear, T HM

1988 (ACSWA)
Roy Brown, G 1st Team
Jeff Lageman, LB 1st Team

1988 (AP)
Roy Brown, G 1st Team
Jeff Lageman, LB 1st Team
John Ford, WR 2nd Team
David Griggs, LB 2nd Team
Keith McMeans, DB 2nd Team

1989 (ACSWA & AP)

Roy Brown, G 1st Team
 Bruce McGonnigal, TE 1st Team
 Shawn Moore, QB 1st Team
 Ray Savage, DE 1st Team
 Tony Covington, DB 2nd Team
 Jake McInerney, PK 2nd Team
 Herman Moore, WR 2nd Team
 Ray Roberts, T 2nd Team
 Marcus Wilson, TB 2nd Team
 Phil Thomas, LB 2nd Team

1989 (UPI)

Marcus Wilson, TB 1st Team

1990

Terry Kirby, TB 1st Team
 Herman Moore, WR 1st Team
 Shawn Moore, QB 1st Team
 Ray Roberts, T 1st Team
 Trevor Ryals, C 1st Team
 Chris Slade, DE 1st Team
 Tony Covington, DB 2nd Team
 Joe Hall, DT 2nd Team
 Jason Wallace, DB 2nd Team

1991

Matt Blundin, QB 1st Team
 Ed Garno, P 1st Team
 Terry Kirby, TB 1st Team
 Ray Roberts, T 1st Team
 Nikki Fisher, TB 2nd Team
 Greg Jeffries, DB 2nd Team
 Keith Lyle, DB 2nd Team
 Matt Quigley, DT 2nd Team
 Chris Slade, LB 2nd Team

1992

Chris Slade, DE 1st Team
 Mark Dixon, G 2nd Team
 Terry Kirby, TB 2nd Team

1993

Mark Dixon, G 1st Team
 Keith Lyle, DB 1st Team
 Aaron Mundy, TE 1st Team
 Jim Reid, T 1st Team
 Will Brice, P 2nd Team
 Mike Frederick, DE 3rd Team
 Tom Burns, LB 3rd Team
 Mark Krichbaum, DT 3rd Team
 Randy Neal, LB 3rd Team
 Tyrone Davis, WR HM
 Patrick Jeffers, WR HM

Kyle Kirkeide, PK HM
 Charles Way, FB HM
 Symmion Willis, QB HM

1994

Ronde Barber, DB 1st Team
 Mike Frederick, DE 1st Team
 Will Brice, P 2nd Team
 Tyrone Davis, WR 2nd Team
 Ryan Kuehl, DT 2nd Team
 Jamie Sharper, LB 2nd Team
 Jason Augustino, T HM
 Tiki Barber, TB HM
 Kevin Brooks, TB HM
 Joe Crocker, DB HM
 James Farrior, LB HM
 Rafael Garcia, PK HM
 Mike Groh, QB HM
 Bryan Heath, C HM
 Randy Neal, LB HM
 Carl Smith, DB HM
 Charles Way, FB HM

1995

Jason Augustino, T 1st Team
 Ronde Barber, DB 1st Team
 Tiki Barber, TB 1st Team
 Will Brice, P 1st Team
 Percy Ellsworth, DB 1st Team
 Rafael Garcia, PK 1st Team
 James Farrior, LB 2nd Team
 Mike Groh, QB 2nd Team
 Chris Harrison, T 2nd Team
 Todd White, DT 2nd Team
 Demetrius Allen, WR HM
 Duane Ashman, DE HM
 Joe Crocker, DB HM
 Walt Dery, TE HM
 Jon Harris, DE HM
 Patrick Jeffers, WR HM
 Paul London, DB HM
 Bobby Neely, TE HM
 Anthony Poindexter, DB HM
 Jeremy Raley, G HM
 Jamie Sharper, LB HM
 John Slocum, G HM

1996

Tiki Barber, TB 1st Team
 Ronde Barber, DB 1st Team
 Will Brice, P 1st Team
 Anthony Poindexter, S 1st Team
 Jeremy Raley, G 1st Team

Jamie Sharper, LB 1st Team
 Duane Ashman, DE 2nd Team
 Tiki Barber, SPEC 2nd Team
 James Farrior, LB 2nd Team
 Rafael Garcia, PK 2nd Team
 Todd White, DT 2nd Team
 Germane Crowell, WR HM
 Antonio Dingle, DT HM
 Jon Harris, DE HM
 Tom Locklin, C HM
 Stephen Phelan, DB HM

1997

Antonio Dingle, DT 1st Team
 Anthony Poindexter, DB 1st Team
 Doug Karczewski, T 2nd Team
 Germane Crowell, WR HM
 Patrick Kerney, DE HM
 Wali Rainer, LB HM
 Dwayne Stukes, DB HM

1998

Casey Crawford, TE 1st Team
 Robert Hunt, T 1st Team
 Thomas Jones, TB 1st Team
 Patrick Kerney, DE 1st Team
 Noel LaMontagne, G 1st Team
 Anthony Poindexter, DB 1st Team
 Wali Rainer, LB 1st Team
 John St. Clair, C 2nd Team
 Antwoine Womack, TB 2nd Team
 Billy Baber, TE HM
 Fady Chamoun, G HM
 Antonio Dingle, DT HM
 Donnie Scott, P HM
 Byron Thweatt, LB HM

1999

Thomas Jones, TB 1st Team
 Noel LaMontagne, G 1st Team
 John St. Clair, C 1st Team
 Shannon Taylor, LB 2nd Team
 Byron Thweatt, LB 2nd Team
 Billy Baber, TE HM
 Brad Barnes, T HM
 Casey Crawford, TE HM
 Antwan Harris, DB HM
 Yubrenal Isabelle, LB HM
 Donnie Scott, P HM
 Johnny Shivers, DT HM

2000

Antwoine Womack, TB 1st Team
 Byron Thweatt, LB 2nd Team
 Josh Lawson, G 2nd Team
 Billy Baber, TE HM
 Evan Routzahn, G HM
 Tim Spruill, DB HM

2001

Billy McMullen, WR 1st Team
 Mike Abrams, P 2nd Team
 Angelo Crowell, LB 2nd Team
 Shernard Newby, S 2nd Team
 Jermese Jones, T HM
 Monsanto Pope, G HM
 Evan Routzahn, G HM

2002

Angelo Crowell, LB 1st Team
 Billy McMullen, WR 1st Team
 Matt Schaub, QB 1st Team
 Chris Canty, DE 2nd Team
 Jerton Evans, S 2nd Team
 Heath Miller, TE 2nd Team
 Darryl Blackstock, LB HM
 Elton Brown, G HM
 Almondo Curry, CB HM
 Mike Mullins, T HM

2003


Heath Miller, TE 1st Team
 Elton Brown, G 2nd Team
 Chris Canty, DE 2nd Team
 Connor Hughes, PK 2nd Team
 Wali Lundy, RB 2nd Team
 Matt Schaub, QB 2nd Team
 Darryl Blackstock, LB HM
 Jamaine Winborne, DB HM

2004

Ahmad Brooks, LB 1st Team
 Elton Brown, G 1st Team
 D'Brickshaw Ferguson, T 1st Team
 Heath Miller, TE 1st Team
 Alvin Pearman, RB 1st Team
 Darryl Blackstock, LB 2nd Team
 Zac Yarbrough, C 2nd Team
 Andrew Hoffman, NT HM




A dominating punter who averaged 42.0 yards per punt in his career from 1993-96, Will Brice became only the third player in ACC history to earn all-conference honors all four years.



A four-year starter at left guard, Tom Glassic was a first-team All-ACC selection as a senior in 1975. He was a first-round draft choice of the Denver Broncos in 1976.



A first-team All-ACC guard in 1996, Jeremy Raley became the first offensive lineman in school history to start four bowl games.



Safety Kevin Cook was a first-team All-ACC selection in 1987 after finishing fourth in the nation with eight interceptions.



Micah Kiser (left) and Quin Blanding (right) are the fourth and fifth Cavaliers ever to earn first-team All-ACC honors three years in a row and the first UVA duo to accomplish the feat in the same three years.

2005

D'Brickashaw Ferguson, T..... 1st Team
 Connor Hughes, PK..... 1st Team
 Kai Parham, LB..... 1st Team
 Marcus Hamilton, CB..... 2nd Team
 Deyon Williams, WR..... HM

2006

Marcus Hamilton, CB..... 2nd Team
 Chris Long, DE..... 2nd Team
 Branden Albert, OG..... HM
 Kevin Ogletree, WR..... HM

2007

Chris Long, DE..... 1st Team
 Branden Albert, OG..... 1st Team
 Tom Santi, TE..... 2nd Team
 Ryan Weigand, P..... 2nd Team
 Eugene Monroe, T..... HM

2008

Eugene Monroe, T..... 1st Team
 John Phillips, TE..... 1st Team
 Ras-I Dowling, CB..... 2nd Team
 Clint Sintim, LB..... 2nd Team
 Kevin Ogletree, WR..... HM
 Cedric Peerman, TB..... HM

2009

Nate Collins, DT..... 1st Team
 Ras-I Dowling, CB..... 2nd Team
 Steve Greer, LB..... HM
 Robert Randolph, PK..... HM

2010

Chase Minnifield, CB..... 1st Team
 Keith Payne, RB..... 2nd Team

2011

Matt Conrath, DT..... 1st Team
 Chase Minnifield, CB..... 1st Team
 Austin Pasztor, OG..... 1st Team
 Oday Aboushi, OT..... 2nd Team
 Steve Greer, LB..... 2nd Team
 Perry Jones, TB..... HM
 Rodney McLeod, S..... HM
 Anthony Mihota, C..... HM

2012 (ACSM)

Oday Aboushi, OT..... 1st Team
 Steve Greer, LB..... 1st Team
 Jake McGee, TE..... HM
 Demetrious Nicholson, CB..... HM
 La'Roy Reynolds, LB..... HM

2012 (ACC Coaches)

Oday Aboushi, OT..... 1st Team
 Steve Greer, LB..... 2nd Team
 Morgan Moses, OT..... HM
 Demetrious Nicholson, CB..... HM
 La'Roy Reynolds, LB..... HM

2013 (ACSM)

Anthony Harris, SS..... 1st Team
 Kevin Parks, RB..... 2nd Team
 Morgan Moses, OT..... 3rd Team
 Brent Urban, DT..... HM

2013 (ACC Coaches)

Anthony Harris, SS..... 1st Team
 Kevin Parks, RB..... 2nd Team
 Morgan Moses, OT..... 2nd Team

2014 (ACSM)

Quin Blanding, FS..... 2nd Team
 Maurice Canady, CB..... 2nd Team
 Henry Coley, ILB..... 2nd Team
 Ian Frye, PK..... 2nd Team
 Eli Harold, DE..... 2nd Team
 Anthony Harris, SS..... 3rd Team
 Kevin Parks, RB..... 3rd Team
 Max Valles, OLB..... 3rd Team
 David Dean, DT..... HM
 Darius Jennings, KR..... HM

2014 (ACC Coaches)

Quin Blanding, FS..... 2nd Team
 Henry Coley, ILB..... 2nd Team
 Ian Frye, PK..... 2nd Team
 Eli Harold, DE..... 2nd Team
 Kevin Parks, RB..... 2nd Team
 Maurice Canady, CB..... 3rd Team
 David Dean, DT..... 3rd Team
 Anthony Harris, SS..... 3rd Team
 Max Valles, OLB..... 3rd Team
 Darius Jennings, KR..... HM

2015 (ACSM)

Quin Blanding, FS..... 1st Team
 Micah Kiser, ILB..... 1st Team
 Canaan Severin, WR..... 2nd Team
 Taquan Mizzell, TB..... 3rd Team
 Ross Burbank, OG..... HM
 Nicholas Conte, P..... HM
 David Dean, DT..... HM

2015 (ACC Coaches)

Quin Blanding, FS..... 2nd Team
 Micah Kiser, ILB..... 2nd Team
 Canaan Severin, WR..... 2nd Team
 Ross Burbank, OG..... 3rd Team
 Taquan Mizzell, TB..... 3rd Team
 Nicholas Conte, P..... HM
 David Dean, DT..... HM

2016 (ACSM)

Quin Blanding, FS..... 1st Team
 Nicholas Conte, P..... 1st Team
 Micah Kiser, ILB..... 1st Team
 Taquan Mizzell, TB..... HM

2016 (ACC Coaches)

Quin Blanding, FS..... 1st Team
 Nicholas Conte, P..... 1st Team
 Micah Kiser, ILB..... 1st Team

2017

Quin Blanding, FS..... 1st Team
 Micah Kiser, ILB..... 1st Team
 Lester Coleman, P..... 2nd Team
 Olamide Zaccheaus, WR..... 2nd Team
 Juan Thornhill, CB..... 3rd Team
 Chris Peace, OLB..... HM
 Joe Reed, KR..... HM

2018

Bryce Hall, CB..... 1st Team
 Juan Thornhill, SS..... 1st Team
 Olamide Zaccheaus, WR..... 1st Team
 Chris Peace, OLB..... 3rd Team
 Joe Reed, KR..... 3rd Team
 Evan Butts, TE..... HM
 Jordan Ellis, TB..... HM
 Bryce Perkins, QB..... HM

2019

Joe Reed, AP..... 1st
 Joe Reed, KR..... 1st
 Bryce Perkins, QB..... 2nd
 Jordan Mack, ILB..... 3rd
 Joey Blount, S..... 3rd
 Brian Delaney, PK..... HM
 Hasise Dubois, WR..... HM
 Olusegun Oluwatimi, C..... HM
 Eli Hanback, DE..... HM
 Charles Snowden, OLB..... HM
 Zane Zandier, ILB..... HM

FIRST-TEAM ALL-AMERICANS

All-America Team Key

AAFF - All-American Football Foundation
 AFCA - American Football Coaches Association (previously Kodak)
 AP - Associated Press
 CBS - CBS Sportsline or CBSSports.com
 CFD - College Football Digest
 CFN - CollegeFootballNews.com
 COL - Colliers Magazine
 CNNSI - CNNSI.com
 CPFN - College & Pro Football Newsweekly
 CSTV - College Sports TV
 FD - Football Digest
 FN - The Football News
 FWAA - Football Writers Association of America
 INS - International News Service
 PS - Phil Steele
 K - Kodak
 NEA - Newspaper Enterprise Association
 RIV - Rivals.com
 SHNS - Scripps Howard News Service
 SI - Sports Illustrated
 SN - The Sporting News
 UPI - United Press International
 WCFF - Walter Camp Football Foundation
 YHO - Yahoo! Sports
 USA - USA Today

Jim Bakhtiar

1957 - FW

Jim Bakhtiar was an outstanding fullback, linebacker and kicker from 1955-57. Bakhtiar was selected to the Football Writers first-team All-America squad at fullback in 1957 after leading the ACC in rushing with 822 yards. He rushed for 2,434 yards and 13 touchdowns for his career and was the most dominant ballcarrier in the Atlantic Coast Conference's first decade. Upon completion of his career he was first in league history in rushing yards, rushing attempts and most 100-yard games.



Quin Blanding

2017 - CFN

Quin Blanding finished his career as the program's all-time leader in career tackles with 495 and assisted tackles with 235. Upon graduation, his career total of 495 tackles ranked No. 1 all-time among ACC defensive backs and is in a two-way tie for No. 6 all-time in ACC history. He started all 49 games in which he played, the most by a safety in school history. He finished No. 2 in the ACC in tackles in each of his four seasons, a feat that had never been accomplished before in league history. A three-time All-American, he helped return UVA to postseason play as a senior in the Military Bowl.



Will Brice

1995 - FW

Will Brice was named a first-team All-America punter in 1995. He also was a second-team All-America selection by *The Sporting News* and first-team All-ACC selection. Brice's All-America season was instrumental in leading the 1995 Cavaliers to a 9-4 record, a share of the ACC championship and a 34-27 victory over Georgia in the Peach Bowl. He had 17 punts of 50 yards or longer and he buried 26 punts inside the 20.



Ahmad Brooks

2004 - SN, CSTV

As a sophomore in 2004, Ahmad Brooks was one of three finalists for the Butkus Award. He led the team in tackling for the second year in a row (7.5/g) and earned first-team All-American honors from *The Sporting News* and CSTV. Brooks finished his career with 13 sacks, fourth most by a UVA linebacker, and 234 tackles. He was selected by the Cincinnati Bengals in the third round of the 2006 NFL Supplemental Draft.



Elton Brown

2004 - AFCA, WCFF


Elton Brown became just the third consensus All-American lineman in school history (joining T Jim Dombrowski in 1985 and G Mark Dixon in 1993) as a senior in 2004. That season, he won the Jacobs Blocking Trophy as the ACC's top blocker in voting by the league's head coaches for the second consecutive season. Brown started 39 games in his career and did not allow a sack during his senior season.



Mark Dixon

2004 - AP, UPI, FN, WCFF, FWAA, CPFN, SN

Mark Dixon earned consensus All-America honors at guard in 1993 as Virginia finished with a 7-5 record and played in the 1994 Carquest Bowl. He was also named a first-team All-Atlantic Coast Conference selection in 1993 and received the Jacobs Blocking Trophy as the ACC's best blocker. Dixon was named the ACC Offensive Lineman of the Week as a senior following his performance in Virginia's win over Georgia Tech.



Jim Dombrowski

1985 - AP, CPFN, FN, FWAA, K, SN, UPI

In 1985 Jim Dombrowski became UVA's first-ever unanimous All-American. In addition, the tackle became only the fifth Cavalier griddier to have his number (73) retired. The two-time winner of the Jacobs Blocking Trophy (recognizing the ACC's best blocker) helped lead UVA to three straight winning seasons and a 27-24 victory over Purdue in the 1984 Peach Bowl.



Bill Dudley

1941 - AP, UPI, INS, COL

As a 19-year-old senior in 1941, "Bullet" Bill Dudley led Virginia to a sparkling 8-1 record and had a hand in 206 of the 279 points that the Cavaliers scored. He led the nation that year in points scored (134) and finished second nationally in total offense (1,824 yards). A member of the National Football Foundation's College Football Hall of Fame and the Pro Football Hall of Fame, Dudley became the first Cavalier to have his number (35) retired. He finished fifth in the 1941 Heisman balloting.



**Percy Ellsworth****1995 – FN, AAFF**

Percy Ellsworth became the first UVA defensive back to receive first-team All-America honors, earning that distinction in 1995. He tied for the team lead in interceptions (six) and pass break-ups (12) in 1995 while leading UVA's defensive backs with 68 total tackles. Ellsworth finished his Cavalier career with 10 interceptions, tying for 12th-most in UVA history. He helped the team to back-to-back nine-win seasons as a junior and senior, a share of the 1995 ACC championship and two bowl victories.

**D'Brickashaw Ferguson****2005 – AP**

D'Brickashaw Ferguson finished his Virginia career as the most decorated offensive lineman in school history. He was named a first-team All-American as a senior in 2005 and was an all-ACC pick as both a junior and senior. He started all 49 games in which he played, the most by an offensive lineman in school history. His 49 career starts are the second-most starts by an offensive lineman in ACC history and a figure topped by only 13 O-linemen in FBS history at the time his career ended.

**Anthony Harris****2013 – SI**


Anthony Harris received first-team All-America honors following one of the best seasons ever by a UVA defensive back. He led the nation with eight interceptions in 2013, tying for the second-best season in UVA history. The first-team All-ACC honoree set a UVA record in 2013 with at least one interception in five consecutive games (six total during the span). He finished his career tied for No. 10 all-time at UVA with 11 interceptions.

**Micah Kiser****2017 – SN**

Micah Kiser earned first-team All-America honors in 2017 after becoming the second player in ACC history to lead the league in tackles in three consecutive seasons. With a 3.42 GPA, he won the prestigious 2017 Campbell Trophy, which has been dubbed the "Academic Heisman," after posting the second-best tackle season in UVA history with 145 stops as a senior. Finished his career with 411 career tackles, which ranks No. 5 all-time at UVA. He recorded 21 career double-digit tackle games over his 37 career starts. A two-time All-American, he helped return UVA to postseason play as a senior in the Military Bowl.

**Thomas Jones****1999 – AP, FN, FWAA, WCFF, SN, CPFN, CBS, FD, CFD**


Thomas Jones was a consensus first-team All-American in 1999. He became the ACC's first consensus All-America running back since 1978 and just the third in league history. He was UVA's first consensus All-America offensive back since Bill Dudley in 1941 and the eighth consensus All-American in school history. Jones finished eighth in balloting for the Heisman Trophy. He established ACC and UVA records with 1,798 yards rushing and 2,054 all-purpose yards as a senior. Jones ranked third in the nation in rushing (163.5 ypg) and all-purpose yards (186.7 ypg), while his four 200-yard rushing games led the nation.

**Patrick Kerney****1998 – FN, FWAA**

A first-team All-ACC selection, Kerney finished second in balloting for the 1998 ACC Defensive Player of the Year by one vote to fellow Cavalier All-American Anthony Poindexter. Kerney was one of five finalists for the Bronko Nagurski Award. He became the first Cavalier defensive end to earn first-team All-America honors since Chris Slade in 1992. Kerney led the ACC and ranked second in the nation in quarterback sacks in 1998 with 15. He finished second in the conference and 10th nationally with 21 tackles for loss.

**Noel LaMontagne****1999 – SN**

Noel LaMontagne was recognized as a first-team All-American in 1999 and earned first-team All-ACC honors for the second consecutive year that season. He and center John St. Clair became the first two UVA offensive linemen to win first-team All-America distinction in the same season. A 1999 tri-captain, LaMontagne also won the Jim Tatum Award, given annually to the top student-athlete among the ACC's senior football players. He helped open holes all season long for consensus All-America tailback Thomas Jones, who rushed for an ACC-record 1,798 yards.

**Chris Long****2007 – AP, AFCA, SN, WCFF, FWAA, CBS, RIV, AAFF**

In 2007 defensive end Chris Long became just the third unanimous All-American in Virginia history and the 11th player to receive consensus All-America status. He was named the ACC's Defensive Player of the Year and won the Ted Hendricks Award as the nation's outstanding defensive end. He was also a finalist for the Nagorski Trophy, Lombardi Award and the Lott Trophy. He finished third in the nation with 14 sacks and finished 10th in the voting for the Heisman Trophy.



All-Time Virginia All-Americans

1915 Allen Thurman, G	Charles Parker-3
1915 Eugene Mayer, B	MNK-1, PD-1, Newark Star-1 St. Louis Times-1
1916 Allen Thurman, G	Charles Parker-3
1940 Bill Dudley, B	AP-3
1941 Bill Dudley, B	AP-1, ALP-1, FBD-1, WIL-1, UPI-1, GR-1 NYS-1, BC-1, NW-1, INS-2, NEA-2, CP-2, BST-3
1944 Henry Walker, E	AP-2, BST-2, FBD-3
1945 Henry Walker, E	AP-3, FBD-3
1949 John Papit, RB	NEA-1
1951 Joe Palumbo, MG	AP-1, NEA-1
1952 Tom Scott, E	AP-1, NEA-1
1957 Jim Bakhtiar, RB	FW-1, NYN-1
1978 Russ Henderson, P	FN-3
1984 Lester Lyles, S	AP-3
1984 Jim Dombrowski, T	TSN-2
1985 Jim Dombrowski, T	AP-1, UPI-1, FN-1, FW-1, CPFW-1 TSN-1, WCFF-1, AFC-1
1989 Roy Brown, G	AP-2
1989 Ray Savage, LB	KDK-1, CPFW-2
1990 Herman Moore, WR	AP-1, UPI-1, SN-1, FN-1, FW-1
1990 Shawn Moore, QB	AFCA-1, FW-1, AP-2, UPI-2, TSN-2
1991 Ray Roberts, T	SH-1, AFCA-1, AP-2, CPFW-2, FN-2, UPI-2
1991 Chris Slade, LB	CPFW-1, FN-2, AP-3
1992 Chris Slade, DE	AP-1, UPI-1, FN-1, TSN-1, FW-1, WCFF-1, CPFW-2
1993 Mark Dixon, G	AP-1, UPI-1, FN-1, WCFF-1, FW-1, CPFW-1, TSN-1
1994 Ronde Barber, CB	AP-3
1995 Percy Ellsworth, S	FN-1, AP-1
1995 Will Brice, P	FW-1, TSN-2
1995 Ronde Barber, CB	CSM-3
1995 Tiki Barber, RB	CSM-3
1995 Rafael Garcia, PK	CSM-3
1996 Rafael Garcia, PK	AP-2, TSN-2
1996 Ronde Barber, CB	FN-2, TSN-3
1996 Anthony Poindexter, S	TSN-2
1996 Tiki Barber, RB	FN-3
1996 Jamie Sharper, LB	FN-3
1997 Anthony Poindexter, S	TSN-1, AP-3
1998 Anthony Poindexter, S	AP-1, TSN-1, FW-1, FBD-1, FN-2
1998 Patrick Kerney, DE	FW-1, FN-1, FBD-1, AP-2, TSN-2
1998 Wali Rainer, LB	FN-2
1999 Thomas Jones, RB	FW-1, CBS-1, FBD-1, FN-1, WCFF-1, TSN-1
1999 John St. Clair, C	CFBD-1, CNN-1, FN-2
1999 Noel LaMontagne, G	TSN-1
2001 Billy McMullen, WR	FN-3
2003 Heath Miller, TE	CFBN-3
2003 Connor Hughes, PK	CNN-3
2004 Elton Brown, G	AP-1, WC-1, TSN-1, FC-1, ESPN-1, CNNSI-1
2004 Heath Miller, TE	AP-1, FW-1, WCFF-1, TSN-1, FC-1 CFN-1, CNNSI-1, CBS-1, ESPN-1
2004 Ahmad Brooks, LB	TSN-1, AP-2
2005 D'Brickashaw Ferguson, T	AP-1, FW-1, TSN-1, AFCA-1 WCFF-1, CBS-1, CFN-1, ESPN-1, CNN-1
2007 Chris Long, DE	AP-1, FW-1, TSN-1, AFCA-1, WCFF-1 CBS-1, CFN-1, RIV-1, ESPN-1
2007 Branden Albert, G	AP-3
2008 Eugene Monroe, T	AP-2, WCFF-2, RIV-2, TSN-2, CFN-3
2011 Chase Minnifield, CB	CBS-2, YHO-3
2011 Austin Pasztor, T	AP-2
2013 Anthony Harris, SS	SI-1, WCFF-2
2015 Quin Blanding, FS	USA-2
2016 Quin Blanding, FS	SN-2, SI-2
2016 Micah Kiser, ILB	FWAA-2
2017 Quin Blanding, FS	CFN-1, WCFF-2, FWAA-2, SN-2 USA-2, AP-2
2017 Micah Kiser, ILB	SN-1, WCFF-2, FWAA-2, SN-2, CBS-2 USA-2, AP-3
2018 Bryce Hall, CB	WCFF-2, FWAA-2, CFN-HM
2018 Juan Thornhill, SS	CFN-HM
2019 Joe Reed, KR	WCFF-1, FWAA-1, CBS-1, PS-1, SI-2, USA-2

Eugene "Buck" Mayer

1915 - INS

Eugene "Buck" Mayer became the first player from a Southern school to earn first-team All-America honors, gaining that distinction in 1915. In one of his best individual performances, he scored five touchdowns in a 74-0 win over Richmond in 1915. The Cavaliers went on to post an 8-1 record that year, losing only to Harvard. Mayer captained UVA's 1914 squad and helped lead Virginia to a four-year record of 39-6 record from 1912-15. During his career, he scored 46 touchdowns and 293 points, records that stood for more than 80 years.



Heath Miller

2004 - AFCA, AP, WCFF, FWAA, SN

Heath Miller rewrote the UVA and ACC record books during a stellar three-year career with 144 passes for 1,703 yards and 20 touchdowns, all records for a tight end. He capped his UVA career in 2004 by winning the Mackey Award as the nation's top tight end, becoming Virginia's first major award winner since 1941. He became the second unanimous All-American in school history (Jim Dombrowski, 1985). The first unanimous All-American tight end in ACC history, he became the first UVA tight end to earn first-team All-ACC recognition twice.



Herman Moore

1990 - AP, UPI, SN, FN, FWAA

Herman Moore, half of UVA's highly-touted "Moore to Moore" pass-catch combination, was named a first-team All-American in 1990. Moore also was a unanimous first-team All-ACC selection in 1990 and finished sixth that season in the Heisman Trophy balloting. While at Virginia, he became the all-time ACC leader for most receiving yards in a season with 1,190 in 1990. He finished his career as the NCAA record-holder for most consecutive games in a season with a touchdown reception (nine in 1990) and most yards per catch in a career (22.0 average). Moore established UVA career records for most touchdown receptions (27) and most receiving yards (2,504).



Shawn Moore

1990 - AFCA, FWAA


Shawn Moore quarterbacked UVA to two New Year's Day Bowl appearances and a share of the school's first-ever ACC championship. Virginia's all-time passing and total offense leader set over 30 combined NCAA, conference and school records. Moore became the first ACC quarterback to lead the nation in passing efficiency (160.7) in 1990 while completing 144 of 241 passes for 2,262 yards and 21 touchdowns. Moore finished fourth in balloting for the 1990 Heisman Trophy, capturing more votes than any other player in ACC history at that time and was the ACC Player of the Year.



Joe Palumbo

1951 - AP, NEA

Joe Palumbo is considered the best defensive guard in Cavalier football history. During his three varsity seasons (1949-51), Virginia posted a 23-5 mark and recorded seven shutouts. Palumbo captained head coach Art Guepe's 1951 squad and was a first-team All-America selection that season. In 1951, He is one of six Cavaliers to have his number (48) retired. Palumbo was inducted into the National Football Foundation and College Football Hall of Fame in August of 1999.



**John Papit****1949 – NEA**

John Papit earned All-America honors in 1949. He was a rare fullback who had the speed and shiftiness to go all the way anytime he carried the ball. As a member of the 1947-50 teams, he was always the leading rusher. His best game was a 224-yard effort against Washington & Lee in 1948, which still stands as UVA's single-game rushing record. In 1949, he rushed for 1,214 yards which was Virginia's single-season rushing record until broken by Barry Word (1,224) in 1985. He is Virginia's fourth all-time leading rusher with 537 carries for 3,238 yards.

**Anthony Poindexter****1997 – SN****1998 – FWAA, AP, SN, CPFN**


Anthony Poindexter earned first-team All-America honors as a defensive back in 1997 and 1998, just the second two-time first-team All-American in UVA history. The 1998 ACC Defensive Player of the Year, Poindexter became only the third player in school history to earn first-team All-Conference honors three times. The two-time team captain led UVA in a number of statistical categories, including tackles (73, 10.4 per game), interceptions (3), fumbles recovered (2) and fumbles caused (2). His three quarterback sacks in 1998 marked the most ever by a Cavalier defensive back. He finished his career ranked seventh in school history with 342 tackles.

**Joe Reed****2019 – WCFF, FWAA, CBS, PS**

Joe Reed earned first-team All-America honors in 2019 after leading the nation with an average of 33.2 yards per kick return while winning the Jet Award as the nation's top returner. He smashed the UVA career return yardage record with 3,042 yards, making him only the 10th player in FBS history to accumulate 3,000+ career kick return yards. Reed graduates from Virginia with a career kick return average of 28.7 yards per return, making him the first player in FBS history with at least 2,700+ career return yards and a career kick return average of 28+ yards per return. Reed also graduated tied for No. 9 all-time at UVA with 129 career receptions.

**Ray Roberts****1991 – SHNS, K**

Ray Roberts started on three bowl teams and an ACC championship team at UVA. He culminated his outstanding Cavalier career as a senior in 1991, gaining first-team All-America status. Roberts was a first-team all-ACC selection and received the Jacobs Blocking Trophy as the ACC's best blocker in each of his last two seasons. In 1990, the team captain blocked for an offense that scored a then ACC-record 442 points.

**Ray Savage****1989 – K**

Ray Savage earned All-America honors at defensive end/outside linebacker in 1989 as a member of one of the most successful teams in Cavalier football history. Led by Savage's brilliant defensive play, the 1989 Cavaliers rolled up a school-record 10 victories, earned a share of Virginia's first-ever ACC championship and met Illinois in the 1990 Florida Citrus Bowl. Savage finished the 1989 season with 91 tackles, including 49 solo stops and one quarterback sack. He finished his outstanding career ranked fourth among UVA's all-time leading tacklers with 302 total stops.

**Tom Scott****1952 – AP, NEA**

Tom Scott was UVA's first two-sport All-American (in football and lacrosse). He was a stand-out two-way end on the Cavalier football team, leading UVA to a superb three-year record of 24-5 from 1950-52. Virginia finished the 1951 season with an 8-1 record and ranked 13th nationally in The Associated Press' final Top-20 poll. As a senior in 1952, Scott helped lead Virginia to an 8-2 record and was selected an All-American. He also was a member of Virginia's National Champion lacrosse team in 1952 and was an All-America defenseman in 1953.

**Chris Slade****1992 – AP, UPI, FN, SN, FWAA, WCFF****1991 – CPFN**

Chris Slade was the first UVA player to earn first-team All-America honors for two seasons (1991 and 1992). He set Virginia and ACC career records for quarterback sacks with 40, including 31 unassisted. A team captain in 1992, Slade was named Defensive Player of the Year in 1992 by *Football News* and was a first-team All-America selection in both 1991 and 1992. Slade was named Defensive MVP of the 1990 Florida Citrus Bowl after posting a game-high 11 tackles. Slade finished fifth on UVA's list for career tackles with 299.

**John St. Clair****1999 – CNNSI, CFN**

John St. Clair became the first center in school history to win first-team All-America distinction in 1999. He and OG/T Noel LaMontagne are the first two UVA offensive linemen to win first-team All-America honors in the same season. St. Clair also received the 1999 Jacobs Blocking Trophy as the best blocker in the ACC. His play was instrumental in clearing the way for consensus All-America tailback Thomas Jones, who rushed for an ACC-record 1,798 yards. St. Clair also started at center in 1998, helping UVA lead the ACC in rushing offense (213.1 yards per game).



ACADEMIC HONORS

National Football Foundation Scholar-Athletes

In 1959, The National Football Foundation unveiled its National Scholar-Athlete program. The Foundation's National Scholar-Athlete Awards program consists of graduate fellowships that are awarded on an annual basis to a select group of college football players in their senior year of eligibility who have demonstrated outstanding academic success, exemplary community leadership and superior football performance. Every fall, The National Football Foundation's Awards Committee selects approximately 15 scholar-athletes from across the country for these prestigious fellowships that can be used for postgraduate studies.

1962 – Gary Cuozzo
1993 – Tom Burns
1996 – Tiki Barber
1997 – Stephen Phelan
2017 – Micah Kiser
2019 – Jordan Mack

The William V. Campbell Trophy

Named in the honor of William V. Campbell, a business executive and former player, captain and head coach at Columbia University, the trophy has become the most prestigious and desirable “academic” award in college football. The trophy, often referred to as the “Academic Heisman,” recognizes an individual as the absolute best in the country for his academic success, football performance and exemplary community leadership. UVA is one of five schools with multiple Campbell Trophy winners, joining Florida (3), Ohio State (2), Tennessee (2) and Texas (2).

1993 – Tom Burns
2017 – Micah Kiser

AFCA Academic Achievement Award

The Academic Achievement Award has been presented annually since 1981. The award recognizes a Football Bowl Subdivision school with the highest graduation rate among members of its football team. Virginia has earned the award three times (1985, 1986 and 2017). Schools with a 75 percent graduation rate are accorded an honorable mention listing. Virginia has earned that distinction 27 times.

Rhodes Scholar Athletes

Between 1913 and 1932 eight Virginia football players received the prestigious Rhodes Scholarship.

1913 – John Ray
1914 – Robert Gooch
1916 – George Anderson
1917 – Arthur Kinsolving
1922 – Eldridge Campbell
1925 – Coleman Walker
1926 – Walter Brown
1932 – Fenton Gentry



A three-year starter at linebacker, Micah Kiser majored in foreign affairs and earned first-team All-America honors in 2017, second-team All-America honors in 2016 and was a second-team Academic All-American in 2016. He was the Campbell Trophy recipient—the “Academic Heisman”—in 2017. Kiser is just the second player in ACC history to lead the league in tackles three years in a row, joining Boston College’s Luke Kuechly (2009-11).



As the 2017 Campbell Trophy winner, linebacker Micah Kiser was interviewed by ESPN's Tom Rinaldi at the 2017 ESPN Home Dept College Football Awards show in Atlanta, Ga., inside the College Football Hall of Fame.

CoSIDA Academic All-Americans

Academic All-American are selected by the College Sports Information Directors Association (CoSIDA). To be considered, a student-athlete must have a cumulative grade point average of 3.2, be at least a sophomore academically and be a starter or significant reserve.


Year – Player

1966 – Don Parker, DT
 1972 – Tom Kennedy, OG
 1975 – Bob Meade, DT
 1979 – Pat Chester, DB
 1982 – Ed Reynolds, DL
 1992 – Tom Burns, LB
 1993 – Tom Burns, LB
 1995 – Tiki Barber, RB
 1996 – Tiki Barber, RB
 1997 – Stephen Phelan, DB
 2016 – Micah Kiser, ILB
 2017 – Kurt Benkert, QB


Team

2nd team
 1st Team
 1st Team
 2nd Team
 2nd Team
 1st Team
 1st Team
 1st Team
 1st Team
 1st Team
 2nd Team
 2nd Team


FIRST-TEAM ACADEMIC ALL-AMERICANS



Tiki Barber



Tom Burns



Tom Kennedy



Bob Meade



Stephen Phelan

ALL-ACC ACADEMIC

Virginia has produced 240 Academic All-ACC selections and 12 Academic All-Americans since 1954. Those Cavaliers who have earned both first-team All-ACC honors and made the All-ACC Academic team in the same season are listed in bold.

1954
Jim St. Clair, G

1955
Jim Bakhtiar, FB
John Corson, G

1956
John Corson, G
Henry Jordan, T

1957
Frank Call, G

1959
Bill Kanto, T

1960
Joe Kehoe, E

1961
Bill Kanto, T

1962
Gary Cuozzo, QB

1963
Bob Kowalkowski, T
Turnley Todd, C

1964
Tom Hodges, QB
Jim Winget, G

1965
Tom Hodges, QB
Don Parker, E

1966
Fred Jones, C
Don Parker, E
Kenny Poates, WR

1967
Al Sinesky, E

1968
Al Sinesky, E
Tommy Thomas, G

1969
Gary Helman, FB
Ed Kihm, E
Gary Saft, T
Andy Selfridge, T
Al Sinesky, E

1970
Robbie Gustafson, S
Ed Kihm, E
Abby Sallenger, T
Jim Shannon, G
Mike Sutt, HB

1971
Bob Burkley, T
Bill Davis, E
Gary Helman, FB
Tom Kennedy, G
Billy League, S
Billy Maxwell, K
Andy Selfridge, DT

1972
George Allen, QB
Chuck Belic, SB
Tom Kennedy, G
Steve Shawley, G
Dave Sullivan, WR

1974
Dick Ambrose, LB
Eric Dahlgren, DB
Jim Grobe, LB
Doug Jones, DB
Rich Switalski, C

1975
Don Flow, RB
Ken Fulp, C
Tom Glassic, G
Dennis Kuczynski, G
Bob Meade, DT
Rich Switalski, C

1976
Billy Copeland, RB
Ken Fulp, T
Dennis Kuczynski, G
Sam Prabe, LB
David Sloan, RB

1977
Hans Bauman, T
John Choma, T
Ken Fulp, C
Eddie Smith, G
Jim Theiling, SE
Al Windle, DE

1978
Caesar Alvarez, DT
Tim Moon, TE
Ken Newsome, LB
Steve Potter, DE
Joe Roseborough, DB
Drew Schuett, DB
Jim Theiling, SP

1979
Pat Chester, DB
Tim Moon, TE
Ken Newsome, LB
Kurt Pierce, G

1980
Pat Chester, DB
Todd Kirtley, QB
Mark LaNeve, LB
Sean McCall, DB
Brian Musselman, C

1981
Frank Bizousky, T/C
Jerry Glover, C
Todd Kirtley, QB
Bert Krupp, LB*
Mark Sanford, FB

1982
Pat Chester, DB*
Mike Eck, QB
Chris McMahon, DE
Nick Merrick, SE
Ed Reynolds, DE
Quentin Walker, WB
Ed Zelle, G

1983
David Bond, NG
Bryan Hitchcock, T
Chris McMahon, C
Quentin Walker, F

1984
David Bond, NG
Jim Dombrowski, T
Chris McMahon, DE
Nick Merrick, SE
Steve Morse, FB
Paul Szymanski, G
Scott Urch, NG

1985
Jim Dombrowski, T
Vincent Toye, FB

1986
David Cardenas, CB*
Scott Urch, T

1987
Roy Brown, G
David Cardenas, DB
Joel Dempsey, TE/P
Chris Kite, DB

1988
Jeff Allen, TE
Kevin Cook, DB
Tim Finkelston, WR
Mark Inderlied, PK

1989
Roy Brown, G
Ron Carey, NG
Kevin Cook, DB
Tim Finkelston, WR
Ed Garno, P

1990
Derek Dooley, WR
Ed Garno, P
Joe Hall, DT
Buddy Omohundro, DB
Ray Roberts, T

1991
Matt Blundin, QB
Ed Garno, P
Tyrone Lewis, DB
Buddy Omohundro, DB
Tim Samec, C
Gary Steele, FB

1992
Tom Burns, LB
Charles Keiningham, G
Terry Kirby, TB

1993
Tom Burns, LB*
Mike Frederick, DE
Kyle Kirkeide, PK
Jim Reid, T
Charles Way, FB

1994
Mike Frederick, DE
Chris Harrison, T
Patrick Jeffers, WR
Charles Way, FB

1995
Jason Augustino, T
Tiki Barber, TB
Jon Harris, DE
Chris Harrison, T
Patrick Jeffers, WR
Jamie Sharper, LB

1996
Tiki Barber, TB
Ronde Barber, DB
Jon Harris, DE
Tom Locklin, C
Bryan Owen, WR
Stephen Phelan, DB
Jamie Sharper, LB
Tim Sherman, QB
Todd White, DT

1997
Stephen Phelan, DB*
Anthony Poindexter, DB
Frank Rotella, P

1998
Casey Crawford, TE
Patrick Kerney, DE
Noel LaMontagne, G
Dwayne Stukes, DB

1999
Dan Ellis, QB
Noel LaMontagne, G/T*
Dwayne Stukes, DB

2000
Evan Routzahn, G
Ljubomir Stamenich, DE

2001
Rashad Roberson, CB
Evan Routzahn, G
Ljubomir Stamenich, DE

2002
Shernard Newby, S
Matt Schaub, QB

2003
Chris Canty, DE
Ryan Childress, LS
Marcus Hamilton, CB
Connor Hughes, PK
Ryan Sawyer, WR
Matt Schaub, QB

2004
Marcus Hamilton, CB
Jermaine Hardy, S
Connor Hughes, PK
Heath Miller, TE
Brennan Schmidt, DE
Zac Yarbrough, C

2005
Mark Miller, LB
Kurt Smith, PK
Marcus Hamilton, CB
Tom Santi, TE

2006
Tom Santi, TE

2007
Staton Jobe, WR
Tom Santi, TE*

2008
Andrew Devlin, TE

2009
Patrick Slebonick, OL

2010
Robert Randolph, PK

2011
Robert Randolph, PK

2012
Sean Cascarano, OG
Henry Coley, LB
Jake Snyder, DE

2013
Henry Coley, LB
Jake Snyder, DE
Alec Vozenilek, P/PK
Rijo Walker, SS

2014
Wilfred Wahee, FS
Connor Wingo-Reeves, FB

2015
Nicholas Conte, P
Ian Frye, PK
Matt Johns, QB
Micah Kiser, LB
Wilfred Wahee, FS
Jay Whitmire, OT

2016
Nicholas Conte, P
Micah Kiser, LB
Jack McDonald, OG

2017
Evan Butts, TE
Lester Coleman, P
Jack English, OT
Micah Kiser, LB
Jordan Mack, LB
Dillon Reinkensmeyer, C

2018
Marcus Applefield, OT
Evan Butts, TE
Lester Coleman, P
Jordan Mack, LB
Joe Reed, WR
Dillon Reinkensmeyer, C

2019
Joey Blount, S
Tanner Cowley, TE
Nash Griffin, P
Eli Hanback, DE
Bobby Haskins, OT
Terrell Jana, WR
Jordan Mack, ILB*
Bryce Perkins, QB
Joe Reed, WR/KR
Dillon Reinkensmeyer, OT

* - Scholar Athlete of the Year



UVA HALL OF FAME INDUCTEES

College Football Hall-of-Famers

Bill Dudley, halfback, inducted in 1956
 Earle "Greasy" Neale, head coach, inducted in 1967
 Tom Scott, defensive end, inducted in 1979
 Frank Murray, head coach, inducted in 1983
 Joe Palumbo, middle guard, inducted in 1999
 George Welsh, head coach, inducted in 2004
 Jim Dombrowski, offensive tackle, inducted in 2008
 Anthony Poindexter, safety, induction is Dec. 2020



Bill Dudley



Earle "Greasy" Neale



Tom Scott



Joe Palumbo



Frank Murray



George Welsh



Jim Dombrowski



Anthony Poindexter

Virginia's Capital One Academic All-America Hall-of-Famers

Tiki Barber, tailback, inducted June 9, 2014

Virginia's NFL Hall-of-Famers

Bill Dudley, halfback, inducted Dec. 6, 1966
 Earle "Greasy" Neale, head coach, inducted Sept. 13, 1969
 Henry Jordan, defensive tackle, inducted July 29, 1995



HENRY JORDAN
 Henry Jordan was a three-sport athlete at Virginia (football, wrestling and track & field). Selected by the Cleveland Browns in the fifth round of the 1957 NFL Draft, Jordan was traded to the Green Bay Packers in 1959. He spent the next 11 years with the Packers, playing at right defensive tackle on some of the greatest teams in pro football history. Jordan's arrival in Green Bay coincided with that of legendary coach Vince Lombardi, who led the Packers to five NFL titles. Jordan was named All-NFL in five consecutive seasons (1960-1964) and in 1967. A four-time Pro-Bowl selection, he was named Most Valuable Lineman in the 1962 Pro Bowl. Jordan died of a heart attack in 1977 at age 42. He was posthumously inducted into the NFL Hall of Fame on July 29, 1995, in Canton, Ohio.



Anthony Poindexter
 will be inducted
 into the College
 Football Hall of Fame
 December 2020.

CAVALIERS IN POSTSEASON ALL-STAR GAMES

All-American Classic

(Washington, D.C.)

1993 Bobby Goodman, QB
Tim Samec, C

American Bowl

(Tampa, Fla.)

1972 Andy Selfridge, LB

Blue-Gray All-Star Football Classic

(Montgomery, Ala.)

1945 Charlie Ellis, QB
1947 Robert Weir, E
George Grimes, RB/DB
1948 Stuart Barbour, T
Joe McCary, RB/DB
1950 Gene Schroeder, E
1951 Bob Miller, T
Joe Palumbo, DL
1952 Charlie Harding, RB/DB
Bill Chisolm, E
1958 Sonny Randle, WR
1962 Gary Cuzzo, QB
1963 Turnley Todd, OL
1972 Dave Sullivan, WR
1973 Harrison Davis, WR
Paul Ryczek, C
1975 Scott Gardner, QB
1978 Russ Henderson, P
1979 Ted Marchibroda, WR
Mike Newhall, TE
Steve Potter, LB

1980 Bryan Shumock, DB
Quentin Murray, DE
1981 Stuart Anderson, DE
1985 Jim Huddleston, G
1986 Don Majkowski, QB
Antonio Rice, RB
1988 Jeff Lageman, LB
1997 Doug Karczewski, T
Stephen Phelan, DB
Julius Williams, G/T
2001 Tyree Foreman, RB
Chris Luzar, TE
Monsanto Pope, DT
Evan Routzahn, G

College Gridiron Showcase

(Fort Worth, Texas)

2019 Marcus Applefield, OT

East-West Shrine Football Classic

(San Francisco, Calif. • Orlando, Fla. • St. Petersburg, Fla.)

1942 Bill Dudley, B
1950 John Papit, B
1952 Tom Scott, E
1965 Tom Hodges, QB
1966 Bob Davis, QB
Don Parker, E
1970 Dan Ryczek, C
1971 Randy Lestyk, DT
1980 Grant Hudson, DL
1981 Tom Vigorito, RB
1985 Bob Olderman, G

1989 John Ford, WR
Jeff Lageman, LB
1992 Matt Blundin, QB
1993 Terry Kirby, TB
1994 Keith Lyle, DB
Aaron Mundy, TE
1995 Charles Way, RB
1996 Mike Groh, QB
Patrick Jeffers, WR
1999 Aaron Brooks, QB
Wali Rainer, LB
2001 Byron Thweatt, LB
2002 Jeremese Jones, T
Evan Routzahn, G
2010 Nate Collins, DT
2012 Matt Conrath, DT
Rodney McLeod, SS
2013 Steve Greer, LB
2016 David Dean, DT
2019 Jordan Ellis, TB
Tim Harris, CB
Chris Peace, LB
2020 Joe Reed, WR

Eastham Energy All-Star Game

(Tempe, Ariz.)

2011 Marc Verica, QB

College Gridiron Showcase

(Fort Worth, Texas)

2019 Marcus Applefield

Hula Bowl

(Honolulu, Hawaii)

1967 Don Parker, E
1979 Russ Henderson, P
1981 Brian Musselman, C/G
1986 Jim Dombrowski, T
Harold Garren, C
1989 John Ford, WR
1990 Ray Savage, DE/OLB
1991 Shawn Moore, QB
Trevor Ryals, C
Bruce McGonnigal, TE
1992 Matt Blundin, QB
Donald Reynolds, DT
Ray Roberts, T
Terry Kirby, TB
1994 Aaron Mundy, TE
1996 Patrick Jeffers, WR
1998 Doug Karczewski, T
2003 Merrill Robertson, LB
2006 Brian Barthelmes, T
2008 Ian-Yates Cunningham, G

IntaJuice North South All Star Classic

(Houston, Texas)

2007 Christian Olsen, QB

Japan Bowl

(Tokyo, Japan)

1985 Lester Lyles, DB
1991 Shawn Moore, QB
Tony Covington, DB
Bruce McGonnigal, TE



Before playing in two Super Bowls and winning Super Bowl XLIX with the New England Patriots, Danny Aiken played in the 2011 Senior Bowl.



Morgan Moses played in the 2014 Senior Bowl before being selected in the third round of the 2014 NFL Draft by the Washington Redskins.

Las Vegas All-American Classic

(Las Vegas, Nev.)

2005 Marquis Weeks, S

Medal of Honor Bowl

(Charleston, S.C.)

2014 Luke Bowanko, C

2015 Kevin Parks, RB

National All-Stars Football Classic

(Orlando, Fla.)

1997 Mike Kelly, T

NFL Players Association Collegiate Bowl

(San Antonio, Texas - Carson, Calif.)

2010 Keith Payne, RB

2016 Canaan Severin, WR

2017 Taquan Mizzell, RB

North-South All-Star Shrine Game

(Miami, Fla.)

1966 Ed Carrington, E

George Stetter, DB

Raycom College Football All-Star Classic

(Montgomery, Ala.)

2013 Perry Jones, RB

Rotary Gridiron Classic

(Orlando, Fla.)

1999 Antonio Dingle, DT

2000 Johnny Shivers, DT

Shannon Taylor, LB

2002 Josh Lawson, G

Antwoine Womack, RB

2003 Jerton Evans, S

Senior Bowl

(Mobile, Ala.)

1963 Gary Cuzzo, QB

1964 Turnley Todd, C

1966 Bob Kowalkowski, G

1967 Ed Carrington, E

1973 Dave Sullivan, WR

1976 Scott Gardner, QB

Tom Glassic, OL

1985 Ron Mattes, DT

1986 Jim Dombrowski, T

Barry Word, RB

1989 David Griggs, LB

1991 Derek Dooley, WR

1992 Ray Roberts, T

1993 Chris Slade, DE

David Ware, T

1994 Mark Dixon, G

1995 Tyrone Davis, WR

Mike Frederick, DE

1997 Tiki Barber, RB

James Farrior, LB

Jamie Sharper, LB

1998 Germane Crowell, WR

1999 Antonio Dingle, DT

2000 John St. Clair, C

2003 Angelo Crowell, LB

2004 Matt Schaub, QB

2006 D'Brickashaw Ferguson, T

2009 Cedric Peerman, RB

John Phillips, TE

Clint Sintim, LB

2010 Chris Cook, CB

Rashawn Jackson, FB

2011 Danny Aiken, LS
Ras-I Dowling, CB
2012 Cam Johnson, DE
Chase Minnifield, CB
2013 Oday Aboushi, T
2014 Morgan Moses, T
Brent Urban, DT
2015 Anthony Harris, SS
2016 Maurice Canady, CB
2017 Eric Smith, T
2018 Kurt Benkert, QB
Quin Blanding, FS
Andrew Brown, DE
Micah Kiser, ILB
Juan Thornhill, SS

Texas vs. The Nation (El Paso, Texas)

2007 Keenan Carter, NT
Marcus Hamilton, CB
2008 Chris Gould, PK
2009 Antonio Appleby, LB
2010 Will Barker, OL

Tropical Bowl

(Daytona Beach, Fla.)

2016 Demetrious Nicholson, CB
2017 Albert Reid, RB

U.S. Bowl

(Washington, D.C.)

1962 Ron Gassert, T

VIRGINIA BOWL GAME HISTORY

UVA All-Time Bowl Results

Virginia's All-Time Bowl Record: 8-13

Date	Bowl	Result
Dec. 31, 1984	Peach	Virginia 27, Purdue 24
Dec. 22, 1987	All-American	Virginia 22, BYU 16
Jan. 1, 1990	Florida Citrus	Illinois 31, Virginia 21
Jan. 1, 1991	USF&G Sugar	Tennessee 23, Virginia 22
Dec. 29, 1991	Gator Bowl	Oklahoma 48, Virginia 14
Jan. 1, 1994	Carquest	Boston College 31, Virginia 13
Dec. 28, 1994	Independence	Virginia 20, TCU 10
Dec. 30, 1995	Peach	Virginia 34, Georgia 27
Dec. 27, 1996	Carquest	Miami 31, Virginia 21
Dec. 31, 1998	Chick-fil-A Peach	Georgia 35, Virginia 33
Dec. 30, 1999	Micronpc.com	Illinois 63, Virginia 21
Dec. 24, 2000	Jeep O'ahu	Georgia 37, Virginia 14
Dec. 28, 2002	Continental Tire	Virginia 48, West Virginia 22
Dec. 27, 2003	Continental Tire	Virginia 23, Pittsburgh 16
Dec. 27, 2004	MPC Computers	Fresno State 37, Virginia 34 (OT)
Dec. 30, 2005	Music City	Virginia 34, Minnesota 31
Jan. 1, 2008	Konica Minolta Gator	Texas Tech 31, Virginia 28
Dec. 31, 2011	Chick-fil-A	Auburn 43, Virginia 24
Dec. 28, 2017	Military	Navy 49, Virginia 7
Dec. 29, 2018	Belk	Virginia 28, South Carolina 0
Dec. 30, 2019	Capital One Orange	Florida 36, Virginia 28

Cavalier Bowl MVPs

Date	Bowl	Player
Dec. 31, 1984	Peach	Howard Petty, TB (Offense)
Dec. 31, 1984	Peach	Ray Daly, CB (Defense)
Dec. 22, 1987	All American	Scott Secules, QB
Dec. 29, 1991	Gator	Tyrone Lewis, S (Defense)
Dec. 28, 1994	Independence	Mike Groh, QB (Offense)
Dec. 28, 1994	Independence	Mike Frederick, DE (Defense)
Dec. 30, 1995	Peach	Tiki Barber, TB (Offense)
Dec. 30, 1995	Peach	Skeet Jones, LB (Defense)
Dec. 28, 2002	Continental Tire	Wali Lundy, TB
Dec. 27, 2003	Continental Tire	Matt Schaub, QB
Dec. 30, 2005	Music City	Marques Hagans, QB
Jan. 1, 2008	Gator	Chris Long, DE (Defense)
Dec. 29, 2018	Belk	Olamide Zaccheaus, HB



Bryce Perkins set a UVA bowl record with four passing touchdowns against No. 6 Florida in the 2019 Orange Bowl. He leaves UVA with a program bowl record seven career passing touchdowns. His 28 completions against the Gators is also a UVA bowl record.





UVA BOWL GAME INDIVIDUAL RECORDS

RUSHING

Attempts: 26, Jordan Ellis vs. South Carolina '18
Net Yards: 170, Mikell Simpson vs. Texas Tech '08
Touchdowns: 2, Wali Lundy vs. West Virginia '02, Wali Lundy vs. Minnesota '05
Longest Run: 96, Mikell Simpson vs. Texas Tech '08***

PASSING

Attempts: 41, Michael Rocco vs. Auburn '11
Completions: 28, Bryce Perkins vs. Florida '19
Completion Pct.: 78.1, Marques Hagans vs. Minnesota '05 (25 of 32)
Yards: 358, Marques Hagans vs. Minnesota '05
Had Intercepted: 2, on six occasions
Touchdowns: 4, Bryce Perkins vs. Florida '19
Longest Pass: 82, Mike Groh to Demetrius "Pete" Allen vs. Georgia '95

TOTAL OFFENSE

Plays: 54, Bryce Perkins vs. Florida '19
Net Yards: 384, Marques Hagans vs. Minnesota '05

RECEPTIONS

Receptions: 12, Olamide Zaccheaus vs. South Carolina '18
Yards: 161, Terrence Wilkins vs. Georgia '98
Touchdowns: 3, Olamide Zaccheaus vs. South Carolina '18
Long Play: 82, Demetrius "Pete" Allen from Mike Groh vs. Georgia '95

PUNT RETURNS

Number: 4, Ray Daly vs. Purdue, Terrence Wilkins vs. Georgia '98
Yards: 69, Marques Hagans vs. West Virginia '02
Longest Return: 69, Marques Hagans vs. West Virginia '02

***- second-longest run in bowl history

KICKOFF RETURNS

Number: 5, Jerrod Washington vs. Oklahoma '91
 Olamide Zaccheaus at Navy '17
Yards: 135, Demetrius "Pete" Allen vs. Georgia '95
Longest Return: 98 (TD), Joe Reed at Navy '17

INTERCEPTIONS

Number: 2, Ray Daly vs. Purdue '84, Ronde Barber vs. Miami '96
Yards: 54, Juan Thornhill vs. South Carolina '18
Longest Return: 54, Juan Thornhill vs. South Carolina '18

PUNTS

Number: 7, Ed Garno vs. Oklahoma '91, Will Brice vs. Georgia '95,
 Donnie Scott vs. Georgia '98
Average (Min. 3 Punts): 48.2, Nash Griffin vs. Florida '19 (6 punts)
Longest Punt: 70, Nash Griffin vs. Florida '19

SCORING

Points: 24, Wali Lundy vs. West Virginia '02
Points by Kicking: 12, Connor Hughes vs. West Virginia '02
Touchdowns: 4, Wali Lundy vs. West Virginia '02
PAT Attempts: 6, Connor Hughes vs. West Virginia '02
PAT Conversions: 6, Connor Hughes vs. West Virginia '02
FG Attempts: 4, Jake McInerney vs. Tennessee '91
 Rafael Garcia vs. TCU '94
FG Made: 3, Jake McInerney vs. Tennessee '91, Connor Hughes vs. Pittsburgh '03
Longest FG: 44, Jake McInerney vs. Tennessee '91, Connor Hughes vs. Pittsburgh '03

DEFENSE

Tackles: 17, Randy Neal vs. Boston College '94
Tackles for Loss: 3, Jerton Evans vs. Georgia '00
 Juan Thornhill at Navy '17
Sacks: 2, Jamie Sharper vs. Miami '96
Interceptions: 2, Ray Daly vs. Purdue '84, Ronde Barber vs. Miami '96
Passes Broken Up: 3, Marcus Hamilton vs. Minnesota '05
Fumbles Caused: 1, many times
Fumbles Recovered: 1, many times



Mikell Simpson's 96-yard rush against Texas Tech in the 2008 Gator Bowl is the second-longest rush in the history of college football bowl games. It is also the longest rush from scrimmage in UVA history.



**Player (Pos.)—Last UVA Season
Oday Aoushi (OT)—2012**

New York Jets
Houston Texans
Seattle Seahawks
Oakland Raiders
Arizona Cardinals
Detroit Lions
Mike Abrams (P)—2001
Tampa Bay Buccaneers
Danny Aiken (LS)—2010
Buffalo Bills
New England Patriots
New York Giants
Branden Albert (G)—2007
Kansas City Chiefs
Miami Dolphins
Jacksonville Jaguars
Demetrius Allen (WR)—1995
Atlanta Falcons
Calgary Stampeders (CFL)
Dick Ambrose (LB)—1974
Cleveland Browns
Jeff Anderson (FB)—1968
Washington Redskins
Maurice Anderson (DT)—1999
New England Patriots
New York Jets
Miami Dolphins
Stuart Anderson (DE)—1981
Kansas City Chiefs
Washington Redskins
Cleveland Browns
Dennis Andrews (E)—1962
Chicago Bears
Antonio Appleby (LB)—2008
New England Patriots
**Marcus Applefield (OL)—2018
Baltimore Ravens**
Duane Ashman (DE)—1996
Detroit Lions
New Orleans Saints
Denver Broncos
Kansas City Chiefs

Jason Augustino (T)—1995
Chicago Bears
Billy Baber (TE)—2000
Kansas City Chiefs
San Diego Chargers
Tampa Bay Buccaneers
Washington Redskins
Jim Bakhtiar (RB)—1957
Calgary Stampeders (CFL)
Montreal Alouettes (CFL)



George Baldwin (E)—1923
Cleveland Bulldogs
Brooklyn Horsemen (AFL)
Tiki Barber (RB)—1996
New York Giants
Ronde Barber (CB)—1996
Tampa Bay Buccaneers
Will Barker (OL)—2009
Dallas Cowboys
Tampa Bay Buccaneers
Miami Dolphins

Brian Barthelmes (C)—2005
New England Patriots
Chuck Belic (WR)—1972
Pittsburgh Steelers
**Kurt Benkert (QB)—2017
Atlanta Falcons**
Darryl Blackstock (LB)—2004
Arizona Cardinals
Cincinnati Bengals
Oakland Raiders
**Quin Blanding (S)—2017
Carolina Panthers**
Tony Blount (S)—1979
New York Giants
Atlanta Falcons
Denver Gold (USFL)
Matt Blundin (QB)—1991
Kansas City Chiefs
Chicago Bears
Detroit Lions
Joe Bock (C/DT)—1980
Buffalo Bills
New England Patriots
St. Louis Cardinals
Birmingham Stallions (USFL)
Houston Gamblers (USFL)
Toronto Argonauts (CFL)
David Bond (NG)—1984
New York Giants
Luke Bowanko (C)—2013
Jacksonville Jaguars
Baltimore Ravens
New England Patriots
Washington Redskins
Detroit Lions
Rich Brand (DT)—1968
Washington Redskins
Will Brice (P)—1996
St. Louis Rams
New York Giants
Green Bay Packers
Cincinnati Bengals
Philadelphia Eagles


**Dejon Brissett (WR)—2019
Toronto Argonauts (CFL)**

Aaron Brooks (QB)—1998
Green Bay Packers
New Orleans Saints
Oakland Raiders
Ahmad Brooks (LB)—2005
Cincinnati Bengals
San Francisco 49ers
Green Bay Packers
**Andrew Brown (DE)—2017
Cincinnati Bengals**
Elton Brown (G)—2004
Arizona Cardinals
Roy Brown (G)—1989
New York Giants
Ross Burbank (C)—2015
Oakland Raiders
Seattle Seahawks
Dallas Cowboys
Kris Burd (WR)—2011
New York Jets






Brad Butler (T)–2005
Buffalo Bills
Maurice Canady (CB) –2015
Baltimore Ravens
New York Jets
Dallas Cowboys
Chris Canty (DE)–2004
Dallas Cowboys
New York Giants
Baltimore Ravens




Ed Carrington (TE)–1966
Houston Oilers
Russ Carroccio (G)–1951
New York Giants
Philadelphia Eagles
Pat Chester (S)–1982
Dallas Cowboys
Washington Federals (USFL)
John Choma (DT)–1977
San Diego Chargers
San Francisco 49ers
Stu Christilf (E)–1963
New York Jets
Charles Churchman (RB)–1919
Columbus Tigers
Kevin Coffey (WR)–2000
Carolina Panthers
Henry Coley (ILB)–2014
New Orleans Saints
Nate Collins (DT)–2009
New York Giants
Jacksonville Jaguars
Chicago Bears
Matt Conrath (DT)–2011
St. Louis Rams
Pittsburgh Steelers
Chris Cook (DB)–2009
Minnesota Vikings
San Francisco 49ers
Kevin Cook (CB/S)–1989
Winnipeg Blue Bombers (CFL)
Jim Copeland (G/C)–1966
Cleveland Browns
Trent Corney (DE)–2015
Winnipeg Blue Bombers (CFL)
Tony Covington (CB)–1990
Tampa Bay Buccaneers
Seattle Seahawks
Casey Crawford (TE)–1999
Carolina Panthers
Tampa Bay Buccaneers

Angelo Crowell (LB)–2002
Buffalo Bills
Tampa Bay Buccaneers
Germane Crowell (WR)–1997
Detroit Lions
New Orleans Saints
Ian-Yates Cunningham (G)–2007
Kansas City Chiefs
Gary Cuzzo (QB)–1962
Baltimore Colts
New Orleans Saints
Minnesota Vikings
St. Louis Cardinals
Almondo Curry (CB)–2003
Montreal Alouettes (CFL)
Saskatchewan Roughriders (CFL)
Ray Daly (CB)–1984
Cleveland Browns
Bill Davis (WR)–1971
Pittsburgh Steelers
Bob Davis (QB)–1966
Houston Oilers
New York Jets
New Orleans Saints
Florida Blazers (WFL)
Harrison Davis (WR)–1973
San Diego Chargers
Tyrone Davis (WR)–1994
New York Jets
Green Bay Packers
David Dean (DT) –2015
Cincinnati Bengals
Hamilton Tiger-Cats (CFL)
Jermaine Dias (LB)–2007
Cleveland Browns
John Diehl (T)–1955
Baltimore Colts
Dallas Cowboys
Oakland Raiders
Antonio Dingle (DT)–1998
Pittsburgh Steelers
Green Bay Packers
Carolina Panthers
Mark Dixon (G)–1993
Philadelphia Eagles
Atlanta Falcons
Baltimore Stallions (CFL)
Montreal Alouettes (CFL)
Miami Dolphins
Jim Dombrowski (T)–1985
New Orleans Saints
Demetrius Dotson (WR)–2000
Philadelphia Eagles



Ras-I Dowling (CB) – 2010
New England Patriots
New York Jets
Oakland Raiders
Carolina Panthers
John Duckett (LB)–2001
Buffalo Bills
Bill Dudley (B)–1941
Pittsburgh Steelers
Detroit Lions
Washington Redskins
Isaiah Ekejiuba (ST)–2004
Arizona Cardinals
Oakland Raiders
Detroit Lions
Carlton Elliott (E)–1949
Green Bay Packers
Jordan Ellis (RB) –2018
Cincinnati Bengals
Percy Ellsworth (S)–1995
New York Giants
Cleveland Browns
Patrick Estes (TE)–2004
San Francisco 49ers
Buffalo Bills
Jerton Evans (S)–2002
Buffalo Bills
San Diego Chargers
James Farrior (LB)–1996
New York Jets
Pittsburgh Steelers
D'Brickashaw Ferguson (T)–2005
New York Jets



Kevin Ferguson (TE)–1986
San Diego Chargers
Alex Field (DE)–2008
New York Giants
Arizona Cardinals
Cleveland Browns
Tim Finkelston (WR)–1989
Indianapolis Colts
Nikki Fisher (RB)–1991
Chicago Bears
Tyree Foreman (FB)–2001
San Diego Chargers
Chicago Bears
John Ford (WR)–1988
Detroit Lions
Seattle Seahawks
Tony Franklin (CB/S)–2006
Kansas City Chiefs
Atlanta Falcons
Paul Freedman (TE)–2012
Dallas Cowboys



Mike Frederick (DE)–1994
Cleveland Browns
Baltimore Ravens
New York Jets
Tennessee Titans
Philadelphia Eagles
Jeff Gaffney (PK)–1986
San Diego Chargers
Scott Gardner (QB)–1975
Buffalo Bills
Washington Redskins
Ron Gassert (DT)–1961
Green Bay Packers
Jim Gillette (RB/DB)–1939
Cleveland Rams
Chicago Bears
Boston Yanks
Green Bay Packers
Detroit Lions
Derrick Glasper (CB)–1978
Pittsburgh Steelers
Tom Glassic (G)–1975
Denver Broncos
Gary Gomolak (TE)–1979
Pittsburgh Steelers
Dave Graham (T)–1962
Philadelphia Eagles
Donny Green (LB)–2000
Buffalo Bills
Washington Redskins
Dallas Cowboys
Jacksonville Jaguars
San Diego Chargers
Oakland Raiders
Atlanta Falcons
Winnipeg Blue Bombers (CFL)
Steve Greer (LB)–2012
Washington Redskins
Andre Grier (FL)–1979
Cleveland Browns
Billy Griggs (TE)–1983
New York Jets
Kansas City Chiefs
Pittsburgh Steelers
David Griggs (LB)–1988
New Orleans Saints
Miami Dolphins
San Diego Chargers
George Grimes (RB/DB)–1947
Detroit Lions
Mike Groh (QB)–1995
Baltimore Ravens
Bob Gunderman (E)–1955
Pittsburgh Steelers

Marques Hagans (QB/WR)–2005
St. Louis Rams
Kansas City Chiefs
Indianapolis Colts
Washington Redskins

Dennis Haley (LB)–2004

New York Jets
Baltimore Ravens
San Francisco 49ers
Hamilton Tiger-Cats (CFL)
BC Lions (CFL)

Bryce Hall (CB)–2019
New York Jets

Vic Hall (WR)–2009

Chicago Bears
New York Jets

Jermaine Hardy (S)–2005

Arizona Cardinals
Carolina Panthers
San Francisco 49ers

Eli Harold (DE)–2014

San Francisco 49ers
Detroit Lions
Buffalo Bills
Philadelphia Eagles

Anthony Harris (S)–2014
Minnesota Vikings

Antwan Harris (S)–1999

New England Patriots
Cleveland Browns

Arlen Harris (RB)–2001

St. Louis Rams
Detroit Lions

Jon Harris (DE)–1996

Philadelphia Eagles
Green Bay Packers
Cleveland Browns
New England Patriots
Oakland Raiders

Tim Harris (CB)–2018
San Francisco 49ers

Chris Harrison (T)–1995

Detroit Lions
Minnesota Vikings
Baltimore Ravens
Denver Broncos

Ahmad Hawkins (CB)–2000

Atlanta Falcons
Kansas City Chiefs

Bryan Heath (C)–1994

Seattle Seahawks

Russ Henderson (P)–1978

Baltimore Colts

Scott Hillman (DE)–1985

Detroit Lions



Andrew Hoffman (NT)–2004

Cleveland Browns

DreQuan Hoskey (CB) – 2014

Washington Redskins

Jim Huddleston (G)–1985

Washington Redskins
Tampa Bay Buccaneers

Grant Hudson (DT)–1979

St. Louis Cardinals

Connor Hughes (PK)–2005

New Orleans Saints
Pittsburgh Steelers

Robert Hunt (T)–1998

Tampa Bay Buccaneers
New Orleans Saints
Kansas City Chiefs
Buffalo Bills

Michael Husted (PK)–1992

Tampa Bay Buccaneers
Oakland Raiders
Chicago Bears
Washington Redskins
Indianapolis Colts
Kansas City Chiefs

Dontrelle Inman (WR)– 2010

Jacksonville Jaguars
Toronto Argonauts (CFL)
San Diego Chargers
Los Angeles Chargers
Chicago Bears
Indianapolis Colts
New England Patriots
Los Angeles Chargers
Indianapolis Colts

Washington Football Team

Yubrenal Isabelle (LB)–2000

New England Patriots

Rashawn Jackson (FB)–2009

Carolina Panthers
Oakland Raiders

Carroll Jarvis (RB)–1966

San Diego Chargers

Patrick Jeffers (WR)–1995

Denver Broncos
Dallas Cowboys
Carolina Panthers

Greg Jeffries (CB)–1992

Detroit Lions
Miami Dolphins

Darius Jennings (WR)–2014

Cleveland Browns
Chicago Bears
New York Jets
Tennessee Titans
Los Angeles Chargers

Cam Johnson (DE) - 2011

San Francisco 49ers
Indianapolis Colts
Cleveland Browns
Detroit Lions

Henry Johnson (FL)–1982

Kansas City Chiefs

James Johnson (WR)–1999

Washington Redskins

Keon Johnson (WR)–2016

New York Giants

Jermese Jones (T)–2001

Pittsburgh Steelers
British Columbia Lions (CFL)
Winnipeg Blue Bombers (CFL)
Saskatchewan Roughriders (CFL)
Calgary Stampeders (CFL)

Thomas Jones (RB)–1999

Arizona Cardinals
Tampa Bay Buccaneers
Chicago Bears
New York Jets
Kansas City Chiefs

Henry Jordan (DT)–1956

Cleveland Browns
Green Bay Packers

Doug Karczewski (T)– 1997

New York Jets
Denver Broncos
Green Bay Packers

Dustin Keith (C)–2000

New York Jets
Washington Redskins
Dallas Cowboys

Stan Kemp (QB/WR)–1967

Winnipeg Blue Bombers (CFL)

Patrick Kerney (DE)–1998

Atlanta Falcons
Seattle Seahawks

P.J. Killian (LB)–1993

Cleveland Browns
Washington Redskins
Baltimore Ravens

Charles Kirby (RB)–1997

Indianapolis Colts
Kansas City Chiefs
Tampa Bay Buccaneers
Chicago Bears

Terry Kirby (RB)–1992

Miami Dolphins
San Francisco 49ers
Cleveland Browns
Oakland Raiders
Tampa Bay Buccaneers



Micah Kiser (LB) –2017
Los Angeles Rams

Paul Klingensmith (S)–1967

San Diego Chargers

Bob Kowalkowski (G)–1965

Detroit Lions

Mark Krichbaum (DT)–1994

Chicago Bears
Denver Broncos

Ryan Kuehl (DT)–1994

San Francisco 49ers
Washington Redskins
Cleveland Browns

Jeff Lageman (LB)–1988

New York Jets
Jacksonville Jaguars

Noel LaMontagne (G)–1999

Cleveland Browns

Keith Lee (LB)–1981

Dallas Cowboys
New England Patriots

Jimmy Lesane (DB/RB)–1951

Chicago Bears
Baltimore Colts

Andre Levrone (WR)–2017

Baltimore Ravens
Carolina Panthers

Howard Lewis (CB)–1983

Washington Redskins (USFL)
New England Patriots

Tyrone Lewis (S)–1991

Miami Dolphins

Chris Long (DE)–2007

St. Louis Rams
New England Patriots
Philadelphia Eagles

Wali Lundy (RB)–2005

Houston Texans

Chris Luzar (TE)–2001

Jacksonville Jaguars
New York Giants

Keith Lyle (S)–1993

Los Angeles/St. Louis Rams
Washington Redskins
Atlanta Falcons

San Diego Chargers

Lester Lyles (S)–1984

New York Jets
Phoenix Cardinals
San Diego Chargers

Nate Lyles (S)–2007

New York Jets
Oakland Raiders

Jordan Mack (LB)–2019
Carolina Panthers

Don Majkowski (QB)–1986
 Green Bay Packers
 Indianapolis Colts
 Detroit Lions
 Raymond Mann (LB)–2003
 Calgary Stampeders (CFL)
 Ted Marchibroda (WR)–1979
 Philadelphia Eagles



Tavon Mason (WR)–2001
 New York Jets

Ron Mattes (DT)–1984

Seattle Seahawks
 New York Jets
 Chicago Bears
 Indianapolis Colts
 San Francisco 49ers

Keith Mattioli (WR)–1987

Pittsburgh Steelers
 Jake McGee (TE)–2013
 Carolina Panthers
 Oakland Raiders
 San Diego Chargers
 Pittsburgh Steelers

Greg McClellan (CB)–1993

Dallas Cowboys

Felton McConnell (T)–1920
 Buffalo Bisons

Bruce McGonnigal (TE)–1990
 Pittsburgh Steelers
 Cleveland Browns

Michael McGrew (WR)–2004
 New England Patriots

Jake McInerney (PK)–1990
 Tampa Bay Buccaneers

Lee McLaughlin (G)–1940
 Green Bay Packers

Rodney McLeod (S) - 2011

St. Louis Rams

Philadelphia Eagles

Billy McMullen (WR)–2002

Philadelphia Eagles
 Minnesota Vikings
 Washington Redskins
 Seattle Seahawks
 Detroit Lions

Andre McNeal (LB)–1997

Ottawa Renegades (CFL)
 Toronto Argonauts (CFL)
 Hamilton Tiger Cats (CFL)

Darrell Medley (RB)–1996
 Cincinnati Bengals

Kent Merritt (RB)–1973

New Orleans Saints

Bob Miller (T)–1951

Detroit Lions

Heath Miller (TE)–2004

Pittsburgh Steelers

Chris Minear (T)–1987

Dallas Cowboys

Fontel Mines (WR)–2006

Chicago Bears

Chase Minnifield (CB)–2011

Washington Redskins

Taquan Mizzell (RB)–2016

Baltimore Ravens

Chicago Bears

New Orleans Saints

Eugene Monroe (T)–2008

Jacksonville Jaguars

Baltimore Ravens

John Montelus (OG)–2017

Detroit Lions

Tim Moon (TE)–1979

Detroit Lions

New York Jets

Herman Moore (WR)–1990

Detroit Lions

New York Giants

Mike Moore (DE)–2015

Ottawa Redblacks (CFL)

Edmonton Eskimos (CFL)

Shawn Moore (QB)–1990

Denver Broncos

Arizona Cardinals

Ottawa Rough Riders (CFL)

Winnipeg Blue Bombers (CFL)

Steve Morse (RB)–1984

Pittsburgh Steelers

Jon Muha (SE)–1985

Indianapolis Colts

Morgan Moses (OT)–2013

Washington Redskins

Aaron Mundy (TE)–1993

Dallas Cowboys

Philadelphia Eagles

Quentin Murray (DE)–1980

Kansas City Chiefs

Brian Musselman (C)–1980

Oakland Raiders

New England Patriots

Washington Federals (USFL)

Orlando Renegades (USFL)

John Naponick (T/DT)–1967

Winnipeg Blue Bombers (CFL)

Montreal Alouettes (CFL)

Randy Neal (LB)–1994

Cleveland Browns

Green Bay Packers

Cincinnati Bengals

San Francisco 49ers

Bobby Neely (TE)–1995

Chicago Bears

Miami Dolphins

Shernard Newby (S)–2002

Toronto Argonauts (CFL)

Mike Newhall (TE)–1979

New England Patriots

Tim O'Connor (T)–1989

Cincinnati Bengals


Kevin Ogletree (WR)–2008

Dallas Cowboys

Tampa Bay Buccaneers

Detroit Lions

New York Giants



Bob Olderman (G)–1984

Kansas City Chiefs

Denver Broncos

Mike Ozdowski (DT)–1976

Baltimore Colts

Joe Palumbo (MG)–1951

San Francisco 49ers

John Papit (RB)–1950

Washington Redskins

Green Bay Packers

Kai Parham (LB)–2005

Dallas Cowboys

Winnipeg Blue Bombers (CFL)

Don Parker (DT)–1966

San Francisco 49ers

Zane Parr (DE)–2010

Houston Texans

Austin Pasztor (OG)–2011

Minnesota Vikings

Jacksonville Jaguars

Cleveland Browns

Atlanta Falcons

Tennessee Titans

Chris Peace (DE)–2018

Los Angeles Chargers

New York Giants

Alvin Pearman (RB)–2004

Jacksonville Jaguars

Seattle Seahawks

Tennessee Titans

Cedric Peerman (RB)–2008

Baltimore Ravens

Cleveland Browns

Detroit Lions

Cincinnati Bengals

Bryce Perkins (QB)–2019

Los Angeles Rams

Rayotis Perkins (DT)–1986

Dallas Cowboys

Cleveland Browns

John Phillips (TE)–2008

Dallas Cowboys

San Diego Chargers

Denver Broncos

New Orleans Saints

Arizona Cardinals

Kansas City Chiefs

Kurt Pierce (G)–1980

Baltimore Colts

Miami Dolphins

Malcolm Pittman (SE/FL)–1985

Baltimore Stars (USFL)

Anthony Poindexter (S)–1998

Baltimore Ravens

Cleveland Browns

Monsanto Pope (DT)–2001

Denver Broncos

New York Jets

Steve Potter (LB)–1979

Oakland Raiders

Miami Dolphins

Kansas City Chiefs

Buffalo Bills

Frank Quayle (RB)–1968

Denver Broncos

Wali Rainer (LB)–1998

Cleveland Browns

Jacksonville Jaguars

Detroit Lions

Houston Texans

Sonny Randle (WR)–1958

Chicago Cardinals

St. Louis Cardinals

San Francisco 49ers

Dallas Cowboys

Bob Rannigan (LB)–1969

Cleveland Browns

Vince Redd (DE/LB)–2005

New England Patriots

Joe Reed (WR)–2019

Los Angeles Chargers

Jim Reid (T)–1993

Houston Oilers

Justin Renfrow (DT)–2012

Arizona Cardinals

Green Bay Packers

San Francisco 49ers

Seattle Seahawks

Dallas Cowboys

Buffalo Bills

Calgary Stampeders (CFL)

BC Lions (CFL)

Don Reynolds (DT)–1991

Atlanta Falcons

Detroit Lions

New England Patriots

Washington Redskins

Ed Reynolds (DE)–1982

New England Patriots

New York Giants

La'Roy Reynolds (LB)–2012

Jacksonville Jaguars

Chicago Bears

Atlanta Falcons

Philadelphia Eagles

San Francisco 49ers

Atlanta Falcons

Kevin Riccio (TE)–1982

Denver Broncos

Seattle Seahawks

Chicago Bears

Antonio Rice (RB)–1986

Dallas Cowboys

David Rivers (QB)–1999

St. Louis Rams

Atlanta Falcons

Oakland Raiders

Ray Roberts (T)–1991

Seattle Seahawks

Detroit Lions

Merrill Robertson (LB)–2002

Philadelphia Eagles

Minnesota Vikings

Paul Rogers (T)–1968

Washington Redskins

Evan Routzahn (G)–2001

Indianapolis Colts

Joe Rowe (CB)–1996

St. Louis Rams



Bob Rowley (LB)–1962
Pittsburgh Steelers
New York Jets

Trevor Ryals (C)–1990
Los Angeles Rams

Dan Ryczek (C)–1970
Washington Redskins
Tampa Bay Buccaneers
Los Angeles Rams

Paul Ryczek (C)–1973
Atlanta Falcons
New Orleans Saints
Philadelphia Eagles

Ted Rzempoluch (FB)–1962
Washington Redskins

Tim Samec (C)–1992
Pittsburgh Steelers

Darryl Sanders (DE)–2001
San Francisco 49ers

Tom Santi (TE)–2007
Indianapolis Colts

Mark Sanford (FB)–1981
Dallas Cowboys
Washington Federals (USFL)

Ray Savage (LB)–1989
Los Angeles Rams
Philadelphia Eagles
Indianapolis Colts
Shreveport Pirates (CFL)

Matt Schaub (QB)–2003
Atlanta Falcons
Houston Texans
Oakland Raiders
Baltimore Ravens
Atlanta Falcons

Brennan Schmidt (DE)–2005
New York Jets

Peter Schmidt (CB)–1969
Boston Patriots

Gene Schroeder (E)–1950
Chicago Bears

Wayne Schuchts (QB)–1983
Dallas Cowboys
New York Jets
Miami Dolphins

Donnie Scott (P)–1999
Carolina Panthers

Tom Scott (LB/DE)–1952
Philadelphia Eagles
New York Giants

Scott Secules (QB)–1987
Dallas Cowboys
Miami Dolphins
New England Patriots

Andy Selfridge (DT)–1971
Buffalo Bills
New York Giants
Miami Dolphins

Canaan Severin (WR)–2015
Pittsburgh Steelers
New York Giants

Jamie Sharper (LB)–1996
Baltimore Ravens
Houston Texans
Seattle Seahawks

Greg Shelly (T)–1968
Cleveland Browns

Ken Shelton (FL)–1974
Denver Broncos

Ralph Shoaf (RB)–1949
Washington Redskins

Terry Sieg (B)–1962
Oakland Raiders
Cleveland Browns

Mikell Simpson (RB)–2009
Cincinnati Bengals

Phillip Sims (QB)–2012
Arizona Cardinals

Clint Sintim (LB)–2008
New York Giants

Chris Slade (DE)–1992
New England Patriots
Carolina Panthers

Billy Smith (SE)–1983
New York Jets

Carl Smith (CB)–1994
Indianapolis Colts

Darryl Smith (CB)–1982
Washington Redskins

Eric Smith (OT)–2016
Miami Dolphins
New England Patriots
New York Jets
New York Giants

Kurt Smith (PK)–2005
San Diego Chargers
New Orleans Saints
Seattle Seahawks

Tim Smith (WR)–2013
Cleveland Browns
Hamilton Tiger-Cats (CFL)

Jason Snelling (FB)–2006
Atlanta Falcons

Jake Snyder (DE)–2013
Minnesota Vikings

Anthony Southern (RB)–1999
Philadelphia Eagles



Joe Spaziani (LS)–2018
Toronto Argonauts (CFL)

Bryson Spinner (QB)–2001
Jacksonville Jaguars
Seattle Seahawks
Washington Redskins
San Francisco 49ers

John St. Clair (C)–1999
St. Louis Rams
Miami Dolphins
Chicago Bears
Cleveland Browns

Chris Stearns (DT/G)–1990
Washington Redskins

George Stetter (DB)–1966
Montreal Alouettes (CFL)

Dave Sullivan (T)–1982
Dallas Cowboys
Washington Federals (USFL)

Dave Sullivan (WR)–1972
Cleveland Browns

Jonathan Stupar (TE)–2007
New England Patriots
Buffalo Bills
Baltimore Ravens

Dwayne Stukes (CB)–1999
Atlanta Falcons
Pittsburgh Steelers
Tampa Bay Buccaneers

Russ Swan (LB)–1985
Dallas Cowboys

Greg Taylor (FL)–1981
New England Patriots
Washington Federals (USFL)
Orlando Renegades (USFL)

Shannon Taylor (LB)–1999
San Diego Chargers
Baltimore Ravens
Houston Texans
Jacksonville Jaguars

Art Thomas (CB/WR)–2003
New York Jets
New York Giants
Miami Dolphins

Juan Thornhill (SS)–2018
Kansas City Chiefs

T.J. Thorpe (WR)–2015
Washington Redskins
Winnipeg Blue Bombers (CFL)
Saskatchewan Roughriders (CFL)

Byron Thweatt (LB)–2000
Tampa Bay Buccaneers
Tennessee Titans

Turnley Todd (C/G)–1963
Green Bay Packers
New York Giants
Philadelphia Eagles

Terrence Tomlin (WR)–1992
Tampa Bay Buccaneers

Joe Torchia (TE)–2010
Washington Redskins

Bill Troup (QB)–1970
Baltimore Colts

Brent Urban (DT)–2013
Baltimore Ravens
Tennessee Titans
Chicago Bears

Scott Urch (DT)–1986
Dallas Cowboys

Max Valles (OLB)–2014
Oakland Raiders
Buffalo Bills

Marc Verica (QB)–2010
Washington Redskins

Tommy Vigorito (RB)–1980
Miami Dolphins

Ausar Walcott (LB/DE)–2012
Cleveland Browns

Quentin Walker (WR)–1983
St. Louis Cardinals
Tampa Bay Buccaneers

Jason Wallace (CB)–1990
Indianapolis Colts
Sacramento Gold Miners (CFL)
San Antonio Texans (CFL)
Toronto Argonauts (CFL)

David Ware (T)–1992
New York Jets
Miami Dolphins
Kansas City Chiefs

Chris Warren (RB)–1986
Seattle Seahawks
Dallas Cowboys
Philadelphia Eagles

Jerrold Washington (RB)–1993
New England Patriots

Patrick Washington (RB)–2000
Jacksonville Jaguars

David Watford (QB)–2014
Philadelphia Eagles
Saskatchewan Roughriders (CFL)
Hamilton Tiger-Cats (CFL)

Charles Way (RB)–1994
New York Giants

Marquis Weeks (RB/S)–2004
Seattle Seahawks
Denver Broncos

Todd White (DT)–1996
Montreal Alouettes (CFL)

Terrence Wilkins (WR)–1998
Indianapolis Colts
St. Louis Rams
Carolina Panthers
Miami Dolphins
Calgary Stampeders (CFL)

Deyon Williams (WR)–2006
Washington Redskins

Marcus Wilson (RB)–1989
Los Angeles Raiders
Green Bay Packers
Jacksonville Jaguars

Jamaine Winborne (CB)–2003
New York Giants
Baltimore Ravens

Antwoine Womack (RB)–2001
New England Patriots
New York Giants

Barry Word (RB)–1985
New Orleans Saints
Kansas City Chiefs
Minnesota Vikings
Arizona Cardinals

Olamide Zaccheaus (WR)–2018
Atlanta Falcons

Geno Zimmerlink (TE/SE)–1985
Indianapolis Colts

Bold face indicates active player. This listing was last updated in August 2020, during pre-season training camp. It includes players who were drafted by professional teams as well as those who signed free-agent contracts.



CAVALIERS IN THE SUPER BOWL

Virginia players who have played in the Super Bowl or were on Super Bowl rosters:

Game	Player, Pos.	Team
Super Bowl I	Henry Jordan, DT	Green Bay Packers *
Super Bowl II	Henry Jordan, DT	Green Bay Packers *
Super Bowl IV	Gary Cuozzo, QB	Minnesota Vikings
Super Bowl XII	Tom Glassic, G	Denver Broncos
Super Bowl XVI	John Choma, G/T	San Francisco 49ers *
Super Bowl XVII	Stuart Anderson, LB	Washington Redskins (IR) *
	Steve Potter, LB	Miami Dolphins
	Tommy Vigorito, RB	Miami Dolphins
Super Bowl XVIII	Stuart Anderson, LB	Washington Redskins
Super Bowl XX	Ed Reynolds, LB	New England Patriots
Super Bowl XXIX	David Griggs, LB	San Diego Chargers
Super Bowl XXXI	Chris Slade, LB	New England Patriots
Super Bowl XXXII	Patrick Jeffers, WR	Denver Broncos *
Super Bowl XXXIV	Keith Lyle, S	St. Louis Rams *
	Mike Frederick, DE	Tennessee Titans (IA)
Super Bowl XXXV	Jamie Sharper, LB	Baltimore Ravens *
	Anthony Poindexter, S	Baltimore Ravens (IA) *
	Tiki Barber, TB	New York Giants
Super Bowl XXXVI	Antwan Harris, CB	New England Patriots *
	John St. Clair, T	St. Louis Rams (IA)
Super Bowl XXXVII	Ronde Barber, CB	Tampa Bay Buccaneers *
	Casey Crawford, TE	Tampa Bay Buccaneers (IA) *
Super Bowl XXXVIII	Antwan Harris, CB	New England Patriots (IA) *
Super Bowl XXXIX	Billy McMullen, WR	Philadelphia Eagles (IA)
Super Bowl XL	James Farrior, LB	Pittsburgh Steelers *
	Heath Miller, TE	Pittsburgh Steelers *
Super Bowl XLI	Thomas Jones, RB	Chicago Bears
	John St. Clair, OT	Chicago Bears
Super Bowl XLII	Ryan Kuehl, LS	New York Giants (IR) *
Super Bowl XLIII	James Farrior, LB	Pittsburgh Steelers *
	Heath Miller, TE	Pittsburgh Steelers *
	Elton Brown, OG	Arizona Cardinals
Super Bowl XLIV	Tom Santi, TE	Indianapolis Colts (IR)
Super Bowl XLV	James Farrior, LB	Pittsburgh Steelers
	Heath Miller, TE	Pittsburgh Steelers
Super Bowl XLVI	Chris Canty, DE	New York Giants *
	Clint Sintim, LB	New York Giants* (IR)
	Danny Aiken, LS	New England Patriots
Super Bowl XLVII	Ras-I Dowling, CB	New England Patriots (IR)
	Ahmad Brooks, LB	San Francisco 49ers
Super Bowl XLIX	Cam Johnson, LB	San Francisco 49ers
	Danny Aiken, LS	New England Patriots *
Super Bowl 50	Justin Renfrow, OT	Seattle Seahawks (IA)
Super Bowl LI	Ras-I Dowling, CB	Carolina Panthers (IA)
	Chris Long, DE	New England Patriots *
	La'Roy Reynolds, OLB	Atlanta Falcons
Super Bowl LII	Matt Schaub, QB	Atlanta Falcons
	Chris Long, DE	Philadelphia Eagles *
Super Bowl LIII	Rodney McLeod, S	Philadelphia Eagles *
Super Bowl LIV	Micah Kiser, LB	Los Angeles Rams
	Juan Thornhill, S	Kansas City Chiefs (IR) *

IR – Injured reserve • IA – Inactive roster • * Super Bowl champions

2015

2018

2016

2019

2017

2020

1967

First World
Championship
Game AFL vs NFL

1968

SUPER BOWL II

1970

**SUPER
BOWL IV**

1978

**SUPER BOWL
IX**

1982

**SUPER BOWL
XVI**

1983

**SUPER BOWL
XVII**

1984

**SUPER BOWL
XVIII**

1986

**SUPER
BOWL
XX**

1995

**SUPER BOWL
XXIX**

1997

**SUPER BOWL
XXXI**

1998

**SUPER BOWL
XXXII**

2000

**SUPER BOWL
XXXIV**

2001

**SUPER
BOWL
XXXV**

2002

**SUPER BOWL
XXXVI**

2003

**SUPER BOWL
XXXVII**

2004

**SUPER
BOWL
XXXVIII**

2005

**SUPER BOWL
XXXIX**

2006

**SUPER BOWL
XL**

2007

**SUPER BOWL
XLI**

2008

**SUPER
BOWL
XLII**

2009

**SUPER BOWL
XLIII**

2010

**SUPER BOWL
XLIV**

2011

**SUPER BOWL
XLV**

2012

**SUPER BOWL
XLVI**

2013

**SUPER BOWL
XLVII**



Virginia has had at least one player drafted in 36 drafts of the last 37 NFL Drafts. If you measure longevity by percentage of draft picks in the country to start in at least eight NFL seasons, UVA ranks No. 5 all-time at 10.8 percent.

ALL-TIME NFL DRAFT PICKS

Year	Name	Pos.	Team	Round (Overall)
1940	Jim Gillette	B	Green Bay Packers	18 (169)
1942	Bill Dudley	B	Pittsburgh Steelers	1 (1)
1945	John Duda	B	Philadelphia Eagles	14 (140)
1946	Joe Kirkland	T	Boston Yanks	13 (112)
	Charlie Ellis	B	New York Giants	28 (265)
1947	Tom Dudley	E	Washington Redskins	23 (208)
1948	Bruce Bailey	B	Los Angeles Rams	5 (30)
	George Grimes	B	Los Angeles Rams	6 (40)
	Ray Brown	B	Chicago Bears	18 (164)
	Lockwood Frizzell	C	Philadelphia Eagles	22 (204)
	Joe McCary	B	Boston Yanks	28 (259)
	George Neff	B	Boston Yanks	32 (294)
1949	Joe Leonard	T	Los Angeles Rams	19 (187)
1950	Carlton Elliott	E	Green Bay Packers	13 (160)
	Ralph Shoaf	B	Washington Redskins	28 (357)
1951	Gene Schroeder	E	Chicago Bears	1 (12)
	John Papit	B	Washington Redskins	7 (76)
	Dick Johnson	T	Green Bay Packers	20 (233)
1952	Bob Miller	T	Detroit Lions	5 (58)
	Jimmy Lesane	B	Chicago Bears	20 (236)
	Joe Palumbo	G	San Francisco 49ers	28 (334)
1953	Tom Scott	E	Los Angeles Rams	5 (60)
	Bob Tata	B	Detroit Lions	21 (253)
1954	Joe Mehalick	T	Philadelphia Eagles	13 (153)
1956	John Polzer	LB	Baltimore Colts	15 (175)
	Herb Hartwell	B	Baltimore Colts	27 (319)
1957	Henry Jordan	T	Cleveland Browns	5 (52)
	Bob Gunderman	E	Detroit Lions	19 (227)

Year	Name	Pos.	Team	Round (Overall)
1958	John Diehl	T	Baltimore Colts	7 (82)
	Harold Outten	T	Detroit Lions	7 (85)
	Fred Polzer	T	Washington Redskins	16 (186)
	Sonny Randle	B	Chicago Cardinals	19 (218)
1960	Dave Graham	E	Philadelphia Eagles	13 (153)
1962	Ron Gassert	T	Green Bay Packers	4 (56)
1963	Turnley Todd	LB	Green Bay Packers	7 (85)
1964	Terry Sieg	HB	Cleveland Browns	14 (194)
1965	Bob Kowalkowski	G	Detroit Lions	7 (95)
1966	Don Parker	G	San Francisco 49ers	4 (56)
	John Pincavage	HB	Detroit Lions	8 (117)
1967	Bob Davis	QB	Houston Oilers	2 (30)
	Ed Carrington	FL	Houston Oilers	7 (164)
	Jim Copeland	G	Cleveland Browns	10 (255)
	Carroll Jarvis	HB	San Diego Chargers	11 (277)
	George Stetter	DB	New Orleans Saints	14 (367)
1968	John Naponick	T	Oakland Raiders	5 (136)
1969	Frank Quayle	RB	Denver Broncos	5 (113)
	Jeff Anderson	RB	Washington Redskins	7 (166)
	Greg Shelly	G	Cleveland Browns	10 (254)
	Rick Brand	DT	Washington Redskins	14 (347)
	Paul Rogers	T	Washington Redskins	15 (374)
1971	Dan Ryczek	C	Washington Redskins	13 (322)
1972	Andy Selfridge	LB	San Diego Chargers	13 (321)
1973	Dave Sullivan	WR	Cleveland Browns	15 (384)
1974	Harrison Davis	WR	San Diego Chargers	4 (81)
	Paul Ryczek	C	Atlanta Falcons	10 (252)
	Kent Merritt	WR	New Orleans Saints	11 (270)
1975	Dick Ambrose	LB	Cleveland Browns	12 (290)
	Ken Shelton	TE	Denver Broncos	15 (381)



Year	Name	Pos.	Team	Round (Overall)
1976	Tom Glassic	G	Denver Broncos	1 (15)
	Scott Gardner	QB	Buffalo Bills	8 (215)
1977	Mike Ozdowski	DE	Baltimore Colts	2 (53)
1978	John Choma	G	San Diego Chargers	5 (135)
1979	Russ Henderson	P	Baltimore Colts	9 (224)
1980	Tony Blount	DB	New York Giants	5 (118)
	Grant Hudson	DT	St. Louis Cardinals	8 (211)
1981	Tom Vigorito	RB	Miami Dolphins	5 (138)
1982	Stuart Anderson	LB	Kansas City Chiefs	4 (104)
	Greg Taylor	KR	New England Patriots	12 (308)
1984	Quentin Walker	RB	St. Louis Cardinals	7 (185)
	Billy Griggs	TE	New York Jets	8 (203)
1985	Lester Lyles	DB	New York Jets	2 (40)
	Bob Olderman	OG	Kansas City Chiefs	4 (99)
	Ron Mattes	DT	Seattle Seahawks	7 (193)
1986	Jim Dombrowski	OT	New Orleans Saints	1 (6)
	Barry Word	RB	New Orleans Saints	3 (62)
	Jim Huddleston	OG	Washington Redskins	6 (156)
1987	Don Majkowski	QB	Green Bay Packers	10 (255)
1988	Scott Secules	QB	Dallas Cowboys	6 (151)
1989	Jeff Lageman	LB	New York Jets	1 (14)
	John Ford	WR	Detroit Lions	2 (30)
1990	Marcus Wilson	RB	Los Angeles Raiders	6 (149)
	Ray Savage	DE	Los Angeles Rams	8 (198)
	Tim O'Connor	OT	Cincinnati Bengals	11 (288)
1991	Herman Moore	WR	Detroit Lions	1 (10)
	Tony Covington	DB	Tampa Bay Buccaneers	4 (93)
	Bruce McGonnigal	TE	Pittsburgh Steelers	9 (239)
	Shawn Moore	QB	Denver Broncos	11 (284)
1992	Ray Roberts	OT	Seattle Seahawks	1 (10)
	Matt Blundin	QB	Kansas City Chiefs	2 (40)
	Nikki Fisher	RB	Chicago Bears	10 (273)
1993	Chris Slade	DE	New England Patriots	2 (31)
	Terry Kirby	RB	Miami Dolphins	3 (78)
	David Ware	OT	New York Jets	4 (88)
	Greg Jeffries	DB	Detroit Lions	6 (147)
1994	Keith Lyle	DB	Los Angeles Rams	3 (71)
	Jim Reid	OT	Houston Oilers	5 (161)
1995	Mike Frederick	DE	Cleveland Browns	3 (94)
	Tyrone Davis	WR	New York Jets	4 (107)
	Charles Way	RB	New York Giants	6 (206)
1996	Patrick Jeffers	WR	Denver Broncos	5 (159)
1997	James Farrior	LB	New York Jets	1 (8)
	Jon Harris	DE	Philadelphia Eagles	1 (25)
	Jamie Sharper	LB	Baltimore Ravens	2 (34)
	Tiki Barber	RB	New York Giants	2 (36)
	Ronde Barber	DB	Tampa Bay Buccaneers	3 (66)
	Duane Ashman	DE	Detroit Lions	5 (161)
1998	Germane Crowell	WR	Detroit Lions	2 (50)
	Doug Karczewski	OT	New York Jets	5 (141)
1999	Patrick Kerney	DE	Atlanta Falcons	1 (30)
	Wali Rainer	LB	Cleveland Browns	4 (124)
	Aaron Brooks	QB	Green Bay Packers	4 (131)
	Antonio Dingle	DT	Pittsburgh Steelers	7 (214)
	Anthony Poindexter	DB	Baltimore Ravens	7 (216)
	Robert Hunt	OT	Tampa Bay Buccaneers	7 (226)
2000	Thomas Jones	RB	Arizona Cardinals	1 (7)
	John St. Clair	C	St. Louis Rams	3 (94)
	Shannon Taylor	LB	San Diego Chargers	6 (184)
	Antwan Harris	DB	New England Patriots	6 (187)
2001	Billy Baber	TE	Kansas City Chiefs	5 (141)
2002	Chris Luzar	TE	Jacksonville Jaguars	4 (118)
	Monsanto Pope	DT	Denver Broncos	7 (231)
	Antwoine Womack	RB	New England Patriots	7 (237)

Year	Name	Pos.	Team	Round (Overall)
2003	Angelo Crowell	LB	Buffalo Bills	3 (94)
	Billy McMullen	WR	Philadelphia Eagles	3 (95)
2004	Matt Schaub	QB	Atlanta Falcons	3 (90)
2005	Heath Miller	TE	Pittsburgh Steelers	1 (30)
	Darryl Blackstock	LB	Arizona Cardinals	3 (95)
	Elton Brown	OG	Arizona Cardinals	4 (111)
	Alvin Pearman	RB	Jacksonville Jaguars	4 (127)
	Chris Canty	DE	Dallas Cowboys	4 (132)
	Andrew Hoffman	NT	Cleveland Browns	6 (203)
	Patrick Estes	TE	San Francisco 49ers	7 (248)
2006	D'Brickashaw Ferguson	OT	New York Jets	1 (4)
	Brad Butler	OT	Buffalo Bills	5 (143)
	Marques Hagans	WR	St. Louis Rams	5 (144)
	Wali Lundy	TB	Houston Texans	6 (170)
	Kurt Smith	PK	San Diego Chargers	6 (188)
2006S	Ahmad Brooks	LB	Cincinnati Bengals	3
2007	Jason Snelling	FB	Atlanta Falcons	7 (244)
	Marcus Hamilton	CB	Tampa Bay Buccaneers	7 (245)
2008	Chris Long	DE	St. Louis Rams	1 (2)
	Branden Albert	OG	Kansas City Chiefs	1 (15)
	Tom Santi	TE	Indianapolis Colts	6 (196)
2009	Eugene Monroe	OT	Jacksonville Jaguars	1 (8)
	Clint Sintim	LB	New York Giants	2 (45)
	Cedric Peerman	RB	Baltimore Ravens	6 (189)
	John Phillips	TE	Dallas Cowboys	6 (208)
2010	Chris Cook	CB	Minnesota Vikings	2 (34)
2011	Ras-I Dowling	CB	New England Patriots	2 (33)
2012	Cam Johnson	DE	San Francisco 49ers	7 (237)
2013	Oday Aboushi	OT	New York Jets	5 (141)
2014	Morgan Moses	OT	Washington Redskins	3 (66)
	Brent Urban	DT	Baltimore Ravens	4 (134)
	Luke Bowanko	C	Jacksonville Jaguars	6 (205)
2015	Eli Harold	DE	San Francisco 49ers	3 (79)
	Max Valles	OLB	Oakland Raiders	6 (179)
2016	Maurice Canady	CB	Baltimore Ravens	6 (209)
2018	Micah Kiser	ILB	Los Angeles Rams	5 (147)
	Andrew Brown	DE	Cincinnati Bengals	5 (158)
2019	Juan Thornhill	SS	Kansas City Chiefs	2 (63)
	Tim Harris	CB	San Francisco 49ers	6 (198)
2020	Joe Reed	WR	Los Angeles Chargers	5 (151)
	Bryce Hall	CB	New York Jets	5 (158)



Chris Long was the second overall draft selection by the St. Louis Rams in 2008 - Bill Dudley, drafted No. 1 overall in 1942, is the only Cavalier to be drafted higher.



SCOTT STADIUM

The Home of Virginia Football

Entering its 91st season as the home for Virginia football, the Carl Smith Center, home of David A. Harrison III Field at Scott Stadium, with its unique architectural design, scenic setting on the University's Grounds and exceptional sight lines, is one of the nation's finest college football settings.

Opened in 1931, Scott Stadium might be one of the oldest campus college football stadiums in the nation, but you could never tell from its appearance. Numerous upgrades and expansions over the decade fine it a modern home for the Cavaliers and their fans.

Scott Stadium was the gift of Frederic William Scott and Elisabeth Strother Scott, and was dedicated to the memory of his parents, Frederic Robert Scott and Frances Branch Scott.

Virginia played its dedication game at Scott Stadium on Oct. 15, 1931 against the Virginia Military Institute before a then-capacity crowd of 22,000. Prior to that season, the Cavaliers staged their home games at the University's Lambeth Field.

Since George Welsh's 1987 squad went a perfect 5-0 at home, Scott Stadium has provided Virginia's team a decided advantage.

Over the past 33 seasons UVA's home record stands at 143-65.

Virginia has played 484 games in the historic venue; Duke's visit in 2015 marked the 450th game in the facility. UVA's all-time record at Scott Stadium stands at 279-193-12.

Here are some of the significant changes and moments that have happened at Scott Stadium over the last 46 years:

- 1974 – New aluminum seating is installed along with an Astroturf playing surface. The facility's brickwork is restored.
- 1980 – The stadium's upper decks open adding 12,000 additional seats. A new press box—named in memory of longtime UVA athletic director Captain Norton Pritchett—and a President's box are also constructed.

• Oct. 9, 1982 – Using portable lights, UVA plays its first night game at Scott Stadium against defending national champion Clemson.

• 1983 – A permanent lighting system is installed before the start of the season.

• 1985 – Bryant Hall, a dining and locker room facility located in the south end zone of the stadium, opens. The building is named in honor of J.C. Herbert Bryant, a 1932 Virginia graduate and one of the principal benefactors of the structure.

• Nov. 3, 1990 – A stadium-record crowd of 49,700 attends as No. 1 Virginia faces No. 16 Georgia Tech in a nationally televised game. The Yellow Jackets win 41-38.

• Sept. 2, 1995 – Virginia dedicates its new natural grass playing field – David A. Harrison III Field – at the first home game of the season against William & Mary.

The field is named after David A. Harrison III of Hopewell, Va., who pledged \$5 million to support the UVA football program. Harrison Field replaces artificial turf which was first installed at Scott Stadium in 1974.

Top-10 Scott Stadium Crowds

Date	Attendance	Opponent	Result
Aug. 30, 2008	64,947	Southern California	USC won, 52-7
Nov. 13, 2004	63,701	Miami	Miami won, 31-21
Nov. 19, 2005	63,344	Virginia Tech	Va. Tech won, 52-14
Oct. 15, 2005	63,106	Florida State	UVA won, 26-21
Nov. 6, 2004	63,072	Maryland	UVA won, 16-0
Oct. 18, 2003	62,875	Florida State	FSU won, 19-14
Sept. 11, 2004	62,790	North Carolina	UVA won, 56-24
Oct. 7, 2004	61,833	Clemson	UVA won, 30-10
Aug. 30, 2003	61,737	Duke	UVA won, 27-0
Nov. 24, 2007	61,711	Virginia Tech	Va. Tech won, 33-21



- Nov. 2, 1995—Virginia hosts Florida State in the first-ever Thursday night game in Charlottesville. Playing in front of a sell-out crowd and a national television audience, the Cavaliers defeat the second-ranked Seminoles 33-28. Florida State becomes the highest-ranked team to ever fall to the Cavaliers.

- June 14, 1997 – Representing the largest single monetary gift in school history at that time, UVA alumnus and former Cavalier football player Carl W. Smith pledges \$25 million to his alma mater. The University announces that the bulk of Smith's gift—\$23 million—will be used toward funding the expansion and enhancement of Scott Stadium, ultimately increasing its seating capacity to 61,500 by the year 2000.

- 1998 – Located in the north end of the stadium, the 'Hoo Vision videoboard debuts for the Sept. 12 Maryland game. In conjunction with this project, the north end hillside seating area is moved 30 feet closer to the playing field

- 1999 – The lower level of the south bowl, including new locker rooms, is finished before the home opener vs. Wake Forest on Sept. 18.

- 2000 – The Carl Smith Center, home of David A. Harrison III Field, is dedicated during the 2000 season opener against Brigham Young on Sept. 2. The final phase of the stadium renovation project includes the completion of the new Bryant Hall at the Carl Smith Center.

- 2001 – A crowd of 61,625 attends the home game vs. Virginia Tech, the largest attendance for a football game in Virginia state history at the time.

- 2003 – Video display panels, called “ribbon boards,” are installed below the upper decks on the east and west sides of the stadium.

- 2005 – The legendary rock band The Rolling Stones perform before a sold out crowd on Oct. 6.

- 2008 – A record-setting crowd of 64,947 attends the season opener vs. Southern California.

- 2009 – A new 32-foot by 57-foot videoboard replaces the existing 21-foot by 28-foot screen.

- 2009 – Rock band U2 brought its famous 360° Tour to a packed Scott Stadium on Oct. 1.

- 2015 – New “ribbon board” LED displays were installed and run along the fascia between the upper and lower levels completely around the stadium's horseshoe.

LAMBETH FIELD



Built in stages from 1901-1913, Lambeth Field served as the Cavaliers' home until the construction of Scott Stadium in 1931. Named for Dr. William A. Lambeth, often called “the father of athletics” at UVA, Lambeth Field was also the home of the university's successful track and baseball teams until the early 1970s.

Completion of the stadium in 1913 provided grandstand seating for 8000 people at a cost of \$35,000. Student season tickets cost \$7.50 that season, while alumni tickets were \$9.50. The dedication game against Vanderbilt in November 1913 saw the Cavaliers wallop the Commodores 34-0 in a game called “the football classic of the South.”

GEORGE WELSH

Indoor Football Practice Facility

Officially opened during Spring 2013, the George Welsh Indoor Practice Facility gives Virginia Football one of the finest indoor facilities on the East Coast.

The 78,000 square-foot facility features a full-sized football field (120 yards long). It will have a clearance of 65 feet to its arched ceiling. A viewing platform is available for coaching and videotaping of practices.

The George Welsh Indoor Practice Facility was designed by VMDO Architects of Charlottesville, in association with Knight Architects from Atlanta.

"Anyone that has followed the development of our football program in the last 30 years knows that George Welsh is the person that consistently brought high levels of achievement on the football field at the University of Virginia," Virginia Athletics Director Craig Littlepage said. "Coach Welsh had great teams, great players, and great coaching staffs during his 19 years as our head coach. Through

naming the new indoor practice facility in George Welsh's honor, we recognize the impact he and those he coached have had on our program and the University as a whole."

"At first I was surprised and didn't believe it," Welsh said. "This is a singular honor and I feel very humble about it. I had a lot of help, between the great staff people I had and the great players I had for 19 years. It is also a tribute to those people."

"I think the indoor facility is going to help the football program. When I first heard we were going to build an indoor facility, I started thinking about the late 80s when we finally got enough money together to start the McCue Center here. For us to stay current at that time we had to have a building like that. Listening to the coaches today, the indoor facility is the big thing you have to have. I feel very honored to be associated with this."

Welsh coached the Cavaliers for 19 years from 1982 to 2000. During that span he recorded a 134-86-3 record to become the winningest coach in UVA history. In nine years at Navy he produced a 55-46-1 record for a career mark of 189-132-4 in 28 seasons. Welsh was inducted into the College Football Hall of Fame in 2004.

When Welsh took over the Virginia program in 1982, the Cavaliers had managed just two winning seasons, won only 33 conference games over the previous 29 seasons and had never been to a bowl game. Welsh reversed that trend quickly. After finishing 2-9 in his first season in Charlottesville, the team posted a 6-5 mark in 1983. The following season the Cavaliers posted an 8-2-2 record, placed second in the ACC and won the Peach Bowl.

FOOTBA



Starting in 1987, Virginia compiled a conference record streak of 13 consecutive seasons with at least seven victories. The Cavaliers shared the ACC crown in 1989 and in 1995 and made 11 more bowl appearances. Welsh's 1989 squad won a school-record 10 games and in 1990 the Cavaliers were ranked No. 1 in both major media polls for the first time in the program's history. In 1995 the Cavaliers defeated Florida State to hand the Seminoles their first-ever ACC defeat.

Welsh was named the ACC Coach of the Year four times - 1983, 1984, 1991 and 1995. He retired as the winningest coach in conference history with 134 victories. His career win total of 189 was the 24th most in Division I history at the time of his retirement.

INDOOR PRACTICE FACILITY FACTS:

Total Project Cost:	\$13 million
Funding:	Private donations
Construction Start Date:	April 30, 2012
Substantial Completion Date:	March, 2013
Architectural Firm:	VMDO Architects
Construction Firm:	Barton Malow
Scope of Project:	80,000 square feet 77 feet tall 65 foot clear interior height
Playing Surface:	Full 100-yard football field with end zones and five-yard overruns FieldTurf Revolution playing surface 132 tons of cryogenic rubber pellets
Sand Pit Training Area:	40 x 160 feet 400 tons of sand (17 dump truck loads)
Workforce:	Approximately 250 workers were employed 30 subcontractors were used
Exterior Video Board:	22 feet wide by 13.3 feet high Video Camera System Seven fixed HD remote cameras (four interior / three exterior)
Garage Doors:	12 total 12 feet wide by 12 feet high
Height of Interior Graphics:	40 feet
Play Clocks:	Two synchronized play clocks (one internal, one external)

ADMINISTRATION



JAMES E. RYAN
University President

James E. Ryan serves as the ninth president of the University of Virginia. A leading expert on law and education, Ryan has written extensively about the ways in which law structures educational opportunity. His articles and essays address such topics as school desegregation, school finance, school choice, standards and testing, pre-K, and the intersection of special education and neuroscience. Ryan is also the coauthor of the textbook "Educational Policy and the Law" and the author of "Five Miles Away, A World Apart," which was published in 2010 by Oxford University Press. Ryan's most recent book, "Wait, What? And Life's Other Essential Questions," based on his popular 2016 commencement speech, was published in 2017 by HarperOne and is a New York Times bestseller. In addition, Ryan has authored articles on constitutional law and theory and has argued before the United States Supreme Court.

Before coming to UVA, Ryan served as dean of the Harvard Graduate School of Education. In this role, Ryan increased the size, strength, and diversity of the faculty through new hires and promotions. He established the Harvard Teacher Fellows program, an innovative teacher training program for Harvard College seniors and recent alumni, and began a school-wide effort to reimagine its master's degree programs. Ryan oversaw an expansion of professional education, including the creation of two new online certificate programs, and launched Usable Knowledge, an online resource designed to broadly disseminate actionable research findings in education. He and colleagues also embarked on an ongoing effort entitled "Fulfilling the Promise of Diversity," intended to prepare students for careers working in diverse environments, and resulting in new courses, prominent speakers, and teaching workshops related to diversity and inclusion. Under his leadership, the school surpassed its campaign goal of \$250 million more than a year ahead of schedule, and raised the largest gift in the school's history, a \$35.5 million gift to establish the Zaentz Early Education Initiative.

Before his deanship, Ryan was the Matheson & Morgenthau Distinguished Professor at the University of Virginia School

of Law. He also served as academic associate dean from 2005 to 2009 and founded and directed the school's Program in Law and Public Service. While at Virginia, Ryan received an All-University Teaching Award, an Outstanding Faculty Award from the State Council of Higher Education for Virginia, and several awards for his scholarship. Ryan has been a visiting professor at Harvard, Yale, and the University of Auckland. He has also served on numerous education boards and commissions, including the U.S. Department of Education's Equity and Excellence Commission and the board of the Maya Angelou Public Charter School in Washington, D.C.

Ryan received his AB summa cum laude from Yale University and his JD from the University of Virginia, which he attended on a full scholarship and from which he graduated first in his class. After law school, Ryan clerked for William H. Rehnquist, the late Chief Justice of the United States, and then worked in Newark, N.J., as a public interest lawyer before entering into teaching. Ryan and his wife, Katie, who is also an alum of the UVA School of Law, have four children.



CARLA WILLIAMS
Director of Athletics

With a background as a student-athlete, coach and administrator, Carla Williams' approach to leading Virginia is forward thinking. Her focus is on providing opportunities for student-athletes to maximize their college experience while establishing a culture and support system for the sport programs to compete for championships. Above all, her commitment to academic excellence is unwavering.

Williams impact at UVA was recognized when she was named the Women Leaders in College Sports 2019 Administrator of the Year for all NCAA Division I FBS athletics programs. Williams wants student-athletes at UVA to grow, prosper and prepare themselves for their futures away from athletic competitions. To ensure that approach becomes a reality, she announced The Master Plan project in 2018 that will set the course for generations of future Hoos.

The \$180 million Master Plan addresses the immediate needs to upgrade facilities for the Cavalier football program and UVA Olympic Sports. Administrative buildings, sport perfor-

mance centers and new playing surfaces will be the most visible phases of the project that also includes the demolition of University Hall. The services and support areas encompassed within the project will have meaningful and lasting impacts on student-athletes in the form of leadership, ethics, stewardship, wellness and academic achievement.

It is a plan that is aggressive in scope, but one that Williams feels is needed to ensure UVA's place among the nation's leading athletics departments. The end result will provide student-athletes an unsurpassed experience in terms of personal development.

During her short tenure as UVA's athletics director, Williams has witnessed a revival of the Cavalier football program and a history-making performance by the men's basketball team. Under coach Bronco Mendenhall, UVA's football program has gone from a two-win season in 2016 to winning the ACC's Coastal Division in 2019 and playing in the ACC Championship Game and the Orange Bowl.

The Virginia men's basketball team won the program's first NCAA Championship in 2019, finishing the tournament with a run of three dramatic come-from-behind victories to cap an epic storyline after UVA exited the championship a year earlier as the first No. 1 seed to lose to a No. 16 seed.

The Cavalier men's lacrosse team captured its eighth national title in 2019 and helped UVA to an eighth-place finish in the Directors' Cup. Virginia also claimed the Capitol One Cup for men's sports in 2019, the second time it won the award since 2015.

In the classroom, UVA student-athletes have set record numbers (496 in 2020) for placement on the ACC Honor Roll, achieved highest grade point average totals in program history and been recognized by the NCAA for outstanding achievement on academic progress reports. A total of five UVA student-athletes were named their sport's respective ACC Scholar-Athlete of the Year in 2019-20. Williams' appointment at Virginia in October of 2017 made her the first female African-American athletics director at a Power Five conference institution. At the time, she was the fifth active female athletics director at that level.

Recently, Williams worked on the NCAA's NIL Legislation Solutions Group to examine student-athlete name, image and likeness rights and is a member of the NCAA Federal and



State Legislation Working Group.

Prior to Virginia, Williams served as an athletics administrator at the University of Georgia for 13 years and was named deputy director of athletics in 2015. During Williams' tenure as an administrator at Georgia, its athletics teams won 16 NCAA team championships and 37 Southeastern Conference titles.

In her role as deputy director of athletics at Georgia, Williams was responsible for the day-to-day operations of the department and its \$127 million budget. She served as administrator for the Bulldogs' football and Lady Bulldogs' women's basketball programs and also had supervisory responsibility for academic support services, business operations, compliance, event management, external operations, facilities and new construction, human resources, sports facilitators (21 sports and 15 head coaches), sports medicine, strength and conditioning, student services and ticketing. She helped to oversee \$162 million in facility additions, upgrades and improvements for the UGA athletics program.

Williams served as the Georgia Athletic Association's liaison to the president's office, provost's office, general counsel, equal opportunity office and student affairs. She also served as the athletics department's deputy Title IX officer.

Williams has the unique background of competing, coaching and administering at the highest levels of intercollegiate athletics. She was an All-SEC guard on the basketball court, then helped recruit and coach some of the greatest teams in Georgia's history before moving on to become one of the highest-ranking female administrators in Division I athletics.

Williams began her administrative career at Georgia in 2004. She served as associate athletic director (2004-2008), senior associate athletic director (2008-2011) and executive associate athletic director (2011-2015) before being promoted to deputy director of athletics. Prior to joining the Bulldogs' staff, Williams was an assistant director of athletics at Vanderbilt (2000-03) and an associate director of athletics (2003-04). She oversaw 11 men's and women's sports as well as the Commodores' CHAMPS/Life Skills program. From 1997-1998, Williams was coordinator for student-athlete development and life skills at Florida State. While completing her Ph.D. in sport administration, Williams was also a graduate

assistant for athletic academic support from 1998-2000.

Williams was instrumental in Georgia's programming to enhance the lives of its student-athletes and prepare them for a life beyond athletics, including its comprehensive "The Georgia Way" program. She also helped build ties for Bulldog alumni, including the creation of UGA's NFL alumni development program. Her involvement at Georgia included serving as a member of the student-athlete conduct committee and student wellness committee. She was involved in general campus affairs which included serving on the University's Terry College of Business board of directors and being active in numerous campus personnel search committees.

NCAA and national organization committee membership are a big part of Williams' resume. She served on the executive committee (2010-2014) for the National Association of Collegiate Directors of Athletics. She was a member of the Southeastern Conference's executive committee (2009-2011), participated on the NCAA women's basketball issues committee (2010-2014) and was an executive board member of the National Association of Collegiate Women Athletic Administrators (2007-2009).

A native of LaGrange, Ga., Williams was a three-year starter for the Lady Bulldogs from 1987-89. She finished her career with 1,115 points, 425 assists and 285 steals. Those tallies ranked No. 10, No. 2 and No. 3 among Georgia's career leaders at the completion of her career.

Williams was then an assistant coach on hall of fame coach Andy Landers' staff from 1991-96, including teams which reached the 1995 and 1996 Final Fours, finished as NCAA runner-up in 1996 and won the 1991 and 1996 SEC Championships. Following the 1995-96 season, Williams moved into administration and served as UGA's assistant director of compliance from 1996-97 before continuing her ascent up the administrative ranks at Florida State, Vanderbilt and Georgia.

Williams was an active member in her community, local schools and church and was on the board of directors for the Athens Area Community Foundation and LLL Community Group. She has served as a committee member for Oconee County School System projects and been involved in the Athens Clarke County

Mentor Program.

In May 2015, Williams was recognized by the Girl Scouts of Historic Georgia as the Athens Woman of Distinction. That same year she was named one of the top-10 senior woman administrators in the NCAA by the website CollegeAD.org.

Williams and her husband Brian, who holds the title of associate professor of public policy at UVA's Frank Batten School of Leadership and Public Policy, have three children: daughters, Carmen and Camryn, and a son, Joshua.

2020 UVA FOOTBALL SENIOR STAFF



Jim Booz
Deputy Athletics
Director for
Administration

Jim Booz joined the Virginia athletics department as deputy athletics director in December of 2017. He was the first senior staff appointment by new athletics director Carla Williams. He had previously worked with Williams at the University of Georgia and had previously worked in the athletics department at Virginia.

Before his return to UVA, Booz was a senior administrator on Georgia's athletics staff since 2011, most recently serving as an executive associate athletic director. He joined the Bulldogs athletics staff as a senior associate director of athletics and was promoted to executive associate director of athletics in July of 2016. He was directly responsible for the oversight and long-range planning of the sports medicine and compliance units and leading a team of six sport administrators.

He served as the sport administrator for multiple nationally-ranked sport teams including UGA's gymnastics and track and field and cross country programs. Additionally, Booz assisted with the day-to-day supervision of football. He was a member of Georgia's senior council and led the department's comprehensive action plan committee.

In his previous service at Virginia, Booz was as associate director of athletics for academic affairs (2007-11) and associate athletic director for compliance (2004-07).

He was responsible for oversight and long-range planning in the academic affairs area, hiring and training staff, evaluating the program and designing its content, developing and implementing policy, and developing and managing the budget. He participated in the Athletic Directors' Institute sponsored by the Division I-A Athletic Directors' Association in July of 2006.

He was involved in numerous institutional and national programs and committees at Virginia including the UVA Presidential Leadership Program, UVA Student Information Core Advisory Committee, National Association of

Athletic Academic Advisors Strategic Planning Committee, NCAA Peer Review Team member, and was a Division 1-A Athletics Directors Institute participant.

Prior to joining the Virginia staff, Booz served as assistant athletics director for compliance at Vanderbilt from 2000-2004. He had originally joined the Vanderbilt staff in 1995 as an academic counselor before being named director of eligibility and summer programs in 1998.

Booz received his undergraduate degree in physical education and sport management from Tennessee at Martin (1995) and master's degree in higher education administration from Middle Tennessee State (1998).

He and his wife, Christine, have three children -- Claire, Maggie and Frances.



TED WHITE
Deputy Athletics
Director

In July of 2018 Ted White was named deputy athletics director.

White is part of the ACC'S Committee for Racial and Social Justice, which was created in June of 2020 and operates under the moniker of "CORE" – Champions of Racial Equity.

White's previous stop was in the SEC where joined the Georgia athletics staff in 2006 as the director of the Rankin Smith Sr. Academic Center for Student-Athletes and was promoted to associate athletic director in 2009. White was elevated to Georgia's senior staff in 2011, serving as senior associate athletic director. He was responsible for the oversight of the academic support services and student development programming for over 620 student-athletes.

White served as executive associate athletic director at UGA from 2016-17 before being promoted to deputy athletic director in January of 2018. In addition to student development programming, White was responsible for the oversight of sports medicine, nutrition and student wellness for the past three years at UGA. He has been the sport administrator for the baseball and equestrian programs since 2011.

White arrived at Georgia after serving three years as director of the Academic

Center for Student-Athletes at LSU from 2003-06.

Prior to his tenure at LSU, White held positions as a management team member and director of academic support at the University of California, Berkeley (1997-2001), and coordinator of academics and eligibility at the University of California, Davis (1994-97).

White earned a bachelor of arts degree in communication from the University of California, San Diego (1992), where he was a member of the baseball team, and master's degree in sport management from the University of Richmond (1998).

He is married to Carrie Leger White and is the father of two children, Jack and Sophie.



BRITTNEY WHITESIDE
Executive Associate
Athletics Director

Brittney Whiteside joined the Virginia athletics department in July of 2019 as executive associate athletics director. Her responsibilities include oversight of external operations, strategic planning, Title IX and Gender Equity. She supervises men's lacrosse, women's soccer, women's basketball and softball.

Whiteside is part of the ACC'S Committee for Racial and Social Justice, which was created in June of 2020 and operates under the moniker of "CORE" – Champions of Racial Equity.

Prior to UVA, Whiteside was an athletics administrator at Appalachian State, serving as senior associate athletics director and senior woman administrator at the end of her tenure..

At Appalachian State, Whiteside was a member of the department's executive leadership team and worked closely with director of athletics Doug Gillin on management of the department's day-to-day operations. She had oversight of external operations units for marketing, ticketing, licensing and sponsorships, as well the student-athlete support areas of student-athlete leadership and development. She also served as the department's liaison to the University's chancellor's office for athletics.



The sport administrator for women's basketball, men's and women's tennis, men's soccer and men's and women's track and field/cross country, Whiteside also helped oversee the Mountaineers' successful transition to the FBS level of football. The Mountaineers became the first team to win bowl games in the first four consecutive years after making such a transition. They claimed trophies at the 2015 and 2016 Camellia Bowl, 2017 Dollar General Bowl and 2018 New Orleans Bowl and were most recently crowned champions of the 2018 inaugural Sun Belt Championship game.

Prior to overseeing the external units, Whiteside oversaw the student-athlete support areas of sports medicine, strength and conditioning and leadership and development. She created the Mountaineer R.I.S.E program, which is a comprehensive life skills and leadership development program that aims to develop, support and prepare student-athletes for life after athletics.

Whiteside was instrumental in implementing a comprehensive care model for student-athlete health and well-being by hiring the department's first sports dietitian, mental performance coach and sports psychologist, while transitioning the department to a medical model of care.

Whiteside came to Appalachian State from Missouri, where she served as director of external engagement with a primary focus on overseeing and coordinating all facets of the athletics premium seating program at all of Mizzou's athletics facilities. She also assisted with the development of community outreach programs and created new customer service initiatives to enhance football and basketball game day experiences.

Prior to her time at Missouri, Whiteside was a special assistant to the athletics director at her alma mater, Wright State. In that role, she worked in a variety of areas across the athletics department, including assisting in all daily internal and external operations, overseeing special projects and fundraising events, assisting with capital projects and analytical research and overseeing and administering student-athlete development and community involvement initiatives. She also designed and

oversaw Wright State's student-athlete advisory committee and CHAMPS/Life Skills program, including facilitating community partners to sponsor the program.

Whiteside was a women's basketball student-athlete at Wright State from 2003-07. She was a four-time Horizon League all-conference and all-defensive team performer and finished her career ranked second on the Raiders' all-time scoring list. She was also named a strength and conditioning All-American in 2007 and Wright State's Female Athlete of the Year for 2006-07.

She went on to play professionally in Germany, spending four years as a point guard for the USC Freiburg, SV Halle Lions and TSV Amicitia basketball clubs before returning to the United States to begin her career in athletics administration.

A dean's list student throughout her academic career at Wright State, Whiteside graduated with a degree in psychology in 2007. She went on to earn a master's degree in rehabilitation counseling from Wright State in 2012.



STEVE PRITZKER
Executive Associate
Athletics Director/CFO

Steve Pritzker is in his first year as the executive associate athletics director for business operations and remains the chief financial officer (CFO) for the University of Virginia athletics department. Previously, Pritzker was a senior associate athletics director and associate athletics director from 2013-19.

In addition to supervising the business office, John Paul Jones arena, information technology and the equipment room, Pritzker supervises Women's Rowing, Men's Soccer, Wrestling and Women's Lacrosse. Pritzker serves as the department's primary liaison to the University's audit, budget, financial administration and procurement offices.

Pritzker returned to Virginia in 2013 after serving as the head rowing coach at Iowa. He spent the previous nine years as a member of Virginia's coaching staff, from 2004 to 2012. After volunteering with the rowing team during the

2004 season, while earning his master's degree in business administration, Pritzker assumed full-time coaching responsibilities in the fall of 2005. In 2007 he was promoted to associate head coach. While at Virginia, Pritzker helped guide the Cavaliers to NCAA team championships in 2010 and 2012, along with runner-up finishes in 2005 and 2007. He also coached the Varsity 4 to four individual National Championships, as well as three National runner-up finishes. Virginia won eight ACC titles in his nine seasons.

While working with the Cavaliers' rowing program, Pritzker supported the Athletic Department on finance and budgeting matters, including forecasting and achieving financial efficiencies. He worked directly with different units within the athletics department on budget management. Pritzker's business background includes a two-year stint with Credit Suisse First Boston in New York City as a research sales analyst, and two years with Kingdon Capital Management.

A native of Alexandria, Va., Pritzker graduated from Yale and received his master's degree from UVA's Darden Graduate School of Business in 2005. He was selected as a Schwartz Research Fellow at Yale, while earning four varsity letters as a coxswain on the rowing team. While a graduate student, Pritzker was selected as a resident for the Range in the historical Academical Village at UVA on the basis of his academic achievement and service to the University.



NANCY RIVERS
Senior Associate
Athletics Director &
Chief of Staff

Nancy Rivers joined the Virginia athletics department in 2018 as senior associate athletics director and chief of staff. She oversees facilities, game operations, capital projects, and human resources.

Rivers has worked at the University for the past 31 years. She served as chief of staff for the president and associate vice president for administration for 12 years.

Prior to working in the president's office, Rivers served as UVA's director of state governmental relations and assistant

SENIOR STAFF

vice president. She joined the University as an associate director for intramural-recreational sports in 1989, and previously served in the athletic and intramural sports administrations at Texas, Iowa and Fairfield.

Rivers graduated from Luther College in 1979 with academic honors and was later (1989) inducted into its athletic hall of fame for basketball and softball. Immediately following her collegiate career, she was selected as a fourth-round draft pick by the Iowa Cornets of the Women's Professional Basketball League, the first professional women's basketball league in the United States. She played for the Iowa Cornets and the Minnesota Fillies before pursuing a master's degree from Iowa.

Rivers and her husband, Ed, have one adult son, Chris.



TODD GOODALE
Senior Associate
Athletics Director for
External Affairs

Todd Goodale was named senior associate director of athletics for external affairs in August of 2015. In that role, he oversees the licensing, strategic marketing and fan engagement, media relations, ticketing, and video services departments, the spirit squads and is the sport supervisor of the men's and women's golf programs. Previously, Goodale was the associate director for external affairs from 2013-15.

Goodale was the associate athletics director for marketing and video services starting in July of 2006. He was named UVA's director of video services in July of 2004.

He received the Bus Male Service Award in 2005 and was named the department's employee of the year in 2010.

Goodale was the creative director for Cavalier Sports Marketing from 1998-2004. Prior to that, he was a member of the Virginia Sports Marketing staff, serving as producer of the football and basketball coaches television shows and as an account executive.

He is a 1994 graduate of Virginia. Following his graduation, he was a sports reporter and anchor for WVIR-TV in

Charlottesville.

Goodale serves on the boards of ParadeRest, a Charlottesville-based non-profit organization that serves military members and military families in Virginia, and First Tee of the Virginia Blue Ridge, the local chapter of an international youth development organization introducing the game of golf and its inherent value to young people.

Goodale resides in Charlottesville and has two children, Ava and Graham.



DIRK KATSTRA
Executive Director of
the Virginia Athletics
Foundation/Senior
Associate Athletics Director

Dirk Katstra is in his 25th year as executive director of the Virginia Athletics Foundation, which is responsible for all of fundraising efforts for Virginia Athletics. In his role as senior associate athletics director, he serves as the sport administrator for men's and women's swimming and diving and men's and women's tennis.

In June 2004, Katstra was named Fundraiser of the Year by the National Association of Athletic Development Directors (NAADD) in recognition of his outstanding leadership and success in fundraising on behalf of Virginia athletics. In June 2012, he was named to the executive committee of NAADD and served as president in 2018-19.

Katstra previously served the athletics department as the associate director for external affairs, overseeing the long-range planning and daily operations for marketing, media relations, sports publications, and the ticket office. From 1992 to 1996, Katstra served as director of annual giving for the Foundation.

A native of Stilwell, Kan., Katstra is a 1991 graduate of UVA with a degree in sport management. A member of the Cavalier basketball team from 1987 to 1991, Katstra played on three NCAA Tournament teams and was a senior captain on the 1990-1991 squad.

Before joining the Virginia Athletics Foundation staff in 1992, Katstra served an internship with the athletics department's promotions and marketing office, and had administrative responsibilities with the men's basketball program.

Katstra is married to the former Michelle Massie of Charlottesville. The couple has two sons, Austin and Ryan, and daughter, Ryleigh. Austin is a member of the UVA basketball team

as a walk on and was on UVA's 2019 NCAA title team. Katstra's father, the late Richard Katstra, lettered as a member of the UVA basketball team in 1963 and 1964.



ERIC BAUMGARTNER
Associate Athletics
Director for Compliance

Eric Baumgartner joined the Virginia athletics staff in October of 2011 as the associate athletics director for compliance. In 2017 he took on the role as the sport administrator for men's and women's squash.

Prior to coming to UVA, Baumgartner was the assistant athletics director for compliance at Georgia from October of 2005 to 2010 before being promoted to associate athletics director. While serving at Georgia he developed, administered and monitored compliance systems for the institution's 21 intercollegiate athletics programs. He was responsible for rules education programs for coaches, administrators, student-athletes, alumni and other university personnel.

Prior to working at Georgia, Baumgartner was an assistant director of membership services at the NCAA. His duties included helping schools interpret NCAA legislation, conducting on-campus compliance reviews and serving as the lead for NCAA athletic certification publications.

Baumgartner was the assistant athletic director for compliance at Clemson from June of 2000 through August of 2003. He developed, administered and monitored Clemson's compliance systems to maintain institutional control for the school's athletics program. He also served as the assistant athletic director for compliance at Jacksonville University from August of 1997 until June 2000.

Baumgartner earned his master's degree in sports administration from Georgia State in 1997. He earned his undergraduate degree from Virginia Tech in exercise science in 1995. He is a native of Blacksburg, Va., is married to Angela and has three kids, MacKenzie (18), Evan (18) and Benjamin (15).



COVERING THE CAVALIERS

Virginia's 2020 football fact book was prepared by the staff of the UVA athletics media relations office to assist the news media in its coverage of the Cavaliers this fall. Requests for additional information, feature materials and photographs should be made to the athletics media relations office.

Athletics Media Relations Office

University of Virginia
P.O. Box 400853
Charlottesville, VA 22904-4853
(434) 982-5500

The UVA athletics media relations office is located in John Paul Jones Arena. Please access the offices through the Arena's security entrance located at the end of the service road on the north side of the building. Visitor parking is available on the second deck of the parking garage.

PLAYER INTERVIEWS

All player interviews must be arranged through the UVA athletics media relations office. It is requested that you allow the athletics media relations staff at least one day, preferably longer, to arrange an interview. All requests for Tuesday player interviews must be submitted to the athletics media relations office by Noon on Monday. No interviews will be arranged with players after Wednesday the week of a game. Defensive players and assistant coaches will be available on Tuesdays and offensive players and coaches will conduct interviews on Wednesdays. Select players will conduct interviews during the same time period (mid-day) of coach Bronco Mendenhall's regular Monday press availability. Depending on circumstances, these interviews may be conducted on Zoom.

PRACTICE COVERAGE

All practices are closed to media and fans.

POSTGAME INTERVIEWS

Virginia's locker room is closed to the media both at home and on the road. Depending on circumstances, post-game interviews may be conducted on Zoom.

WORKING MEDIA

Virginia's press facilities are located in the Captain Norton Pritchett Press Box on the west side of the Carl Smith Center, home of David A. Harrison III Field at Scott Stadium. Admittance to the press box is by official credential only and is strictly limited to members of the working media and event support personnel. Specific guidelines and protocols for game day media operations will be announced closer to the start of the season.

PRESS CREDENTIALS

Specific guidelines and protocols for game day credentials will be announced closer to the start of the season.

PRESS PARKING

Specific guidelines and protocols for game day parking will be announced closer to the start of the season.

VISIT UVA'S WEB SITES

Information on all of Virginia's varsity sports is available on the UVA Athletics Department's official web sites:

www.virginiaspports.com

ATHLETICS MEDIA RELATIONS



JIM DAVES

Asst. AD for Media Relations

Bronco Mendenhall and assistant coach Interviews

Office.....434-243-2467

Mobile434-962-7668

jimdaves@virginia.edu

@JimDaves



VINCENT BRIEDIS

Asst. Director for Media Relations

(Primary Football Contact)

Player Interviews

Office.....434-982-5533

Mobile434-326-3792

briedis@virginia.edu

@VincentBriedis



KRISTIN THURMAN

Asst. Director for Media Relations

(Secondary Football Contact)

Office.....434-297-7644

Mobile864-934-4704

kwatkins@virginia.edu

THE STANDARD.



**WE
DO
THIS**

ACCN is the home of all things ACC.
Catch live games, original content and
analysis of Cavaliers action all season long.

Join Us @ACCNetwork   

Check GetACCN.com for current providers.

ACCN
ESPN