



# VIRGINIA CAVALIERS

## 2020 VOLLEYBALL ROSTER

NO.	NAME	YR.	HT.	POS.	HOMETOWN/PREVIOUS SCHOOL
1	Josi Williams	So.	5-4	L/DS	Leesburg, Va./Loudoun County HS
2	Alex Spencer	Sr.	5-11	OH	Canton, Ohio/Jackson HS
4	Christine Jarman	Sr.	6-0	OH	Boynton Beach, Fla./Alabama
6	Megan Wilson	Sr.	5-10	S	Brookeville, Md./Sherwood HS
9	Jayna Francis	So.	6-0	OH	Virginia Beach, Va./Princess Anne HS
10	Maddie Boylston	So.	5-10	S	Mount Pleasant, S.C./Wando HS
11	Milla Ciprian	Jr.	6-2	MB	St. John's, Fla./Creeside HS
13	Mattison Matthews	So.	5-11	MB	Charleston, S.C./Ashley Hall HS
14	Mary Shaffer	Fr.	6-0	OH	Cincinnati, Ohio/Saint Ursula
15	Laila Rogers	Fr.	5-11	MB	Rockville, Md./Richard Montgomery HS
19	Grace Turner	R-So.	6-3	OH	Cincinnati, Ohio/McNicholas HS
20	Czhen Beneby	Fr.	6-4	MB	West Palm Beach, Fla./Dreyfoos School
21	Sarah Billiard	Sr.	6-0	OH/RS	Matthews, N.C./Covenant Day School
22	Kristen Leland	Jr.	5-4	L/DS	Dallas, Texas/Episcopal School of Dallas
23	Simone Dominique	So.	6-0	OH	San Marino, Calif./Notre Dame HS
24	Madison Morey	Fr.	5-7	L/DS	Marietta, Ga./Walton HS
25	Hannah Prendergast	Fr.	5-8	S	Leesburg, Va./Loudoun County HS

**Head Coach:** Aaron Smith (Penn State, '07), fourth season  
**Assistant Coach/Recruiting Coordinator:** Nikki Dailey (Iowa, '14), third season  
**Assistant Coach:** Joe Klein (Graceland, '11), second season  
**Director of Operations:** Kelsea Kalich (Texas A&M), second season

### PRONUNCIATION GUIDE

Milla Ciprian – MEE-luh SIP-ree-in  
 Mary Shaffer – SHAY-fer  
 Czhen Beneby – Zen BEN-uh-bee

### ALL-TIME RECORDS

All-Time Record	640-700 (.478)
ACC Record	216-342 (.393)
vs. VA Opponents	173-106 (.621)
Season Openers	25-16 (.610)
Longest Winning Streak	16 (8/29/03 - 9/20/03)
Longest Losing Streak	17 (9/18/80 - 10/19/80)
Longest Home Winning Streak	12 (11/14/97-10/27/98)

### MEMORIAL GYM RECORDS

All-Time Record	274-174 (.612)
ACC Record	112-122 (.479)
Non-Conference Record	174-58 (.750)
vs. VA Opponents	94-32 (.746)
Longest Winning Streak	12 (11/14/97 - 10/27/98)
First Match	Oct. 4, 1979 - James Madison W, 3-0
First UVa Win	Oct. 4, 1979 - James Madison W, 3-0
First UVa Loss	Nov. 1, 1979 - VCU L, 0-2
First ACC Match	Oct. 24, 1982 - Clemson L, 2-3
First ACC Win	Oct. 6, 1983 - Wake Forest W, 3-2
First Win Over Ranked Team	Oct. 5, 1996 No. 22 Georgia Tech W, 3-1

### MEM GYM RECORDS SINCE RENO (2003)

Largest Attendance	1089 (Virginia Tech, 9/27/19)
All-Time Record	115-73 (.612)
ACC Record	67-61 (.523)
Non-Conference Record	48-12 (.800)
vs. VA Opponents	21-6 (.778)
First Match	Sept. 5, 2003 - Liberty W, 3-0
First UVa Win	Sept. 5, 2003 - Liberty W, 3-0
First UVa Loss	Sept. 26, 2003 - Wake Forest L, 1-3
First ACC Win	Sept. 9, 2003 - Virginia Tech W, 3-0

### MILESTONE WINS

First	Oct. 2, 1979, at Virginia State
25th	Oct. 20, 1981, William & Mary
50th	Sept. 21, 1983, at Lynchburg
75th	Sept. 22, 1984, Mansfield State
100th	Oct. 9, 1985, at Virginia Tech
150th	Oct. 21, 1988, Clemson
200th	Nov. 10, 1990, Georgia Tech
250th	Sept. 21, 1994, Liberty
300th	Oct. 7, 1997, Virginia Commonwealth
350th	Nov. 19, 1999, Duke
400th	Sept. 20, 2003, at Davidson
450th	Aug. 26, 2006, vs. Miami (Ohio)
500th	Oct. 4, 2008, at Maryland
550th	Oct. 20, 2012, Wake Forest
600th	Oct. 16, 2015, at Boston College



# AARON SMITH

## 4TH SEASON • HEAD COACH



Smith is entering his fourth year as head coach and ninth overall with the Cavaliers in 2020.

The 2019 season, Smith's third at the helm of the Cavaliers, saw Virginia improve its win total for a third consecutive season. Virginia's 13 victories marked the most for the program since 2015, despite four starters having seasons cut short by injuries. The Cavaliers also swept rival Virginia Tech in the season series for the first time since 2013.

In his second season leading the Cavaliers, Smith guided the program's first victory over North Carolina since 2008. Virginia improved its hitting percentage on the offensive side while also posting the lowest opponent hitting percentage since 2010. In his first season as head coach in 2017, Smith guided outside hitter Sarah Billiard to an ACC All-Freshman recognition. Billiard averaged 2.84 kills per set, the ninth-highest mark by a Virginia freshman.

The following year, another freshman excelled under Smith's tutelage as Milla Ciprian set the Virginia freshman record with 1.35 blocks per set in 2018. Ciprian became just the fourth freshman to ever record 100 total blocks. She also set a school record for blocks in a five-set match with 13 against Boston College.

On the recruiting trail, Smith's 2019 signing class included four members on the AVCA Under Armour High School All-America rosters. The class boasts the third-most High School All-Americans in the country.

Smith was named the head coach of the Virginia volleyball program in February 2017 after serving as associate head coach for one season and assistant coach for four seasons. During that span, Smith helped guide UVA to three-straight winning seasons for the first time since 2006-08.

Smith was honored with the AVCA Thirty Under 30 award in 2013 as one of the country's up-and-coming coaching talents under the age of 30.

In his time with the Cavaliers, UVA has seen improvement in numerous areas. Three players have joined the 1,000 kills club, with Haley Kole finishing her career ranked fourth all-time with 1,457 kills. Under his tutelage, Jasmine Burton earned AVCA All-East Coast Region Honorable Mention and All-ACC Second Team honors as a senior and was the ACC Freshman of the Year in 2013.

With Smith at the helm, Natalie Bausback finished her Virginia career with 1,074 kills (13th) and 409 total blocks (8th). Anna Walsh played her freshman season under Smith's guidance, earning ACC Freshman of the Week honors four times and being named the AVCA All-East Coast Region Rookie of the Year after totaling 301 kills with a team-best .354 hitting percentage and 100 blocks (4th among UVA freshmen).

As a team, Smith was part of guiding UVA to its best non-conference record (8-3 in 2015) since 2006 and a 10-3 record at home with six-straight wins to begin the season. UVA also ended a 17-match losing streak to Duke with a 3-1 win on the road. In 2014, UVA opened the season 6-0 for the first time since 2003.

Smith also saw the Cavaliers receive eight All-ACC honors, four AVCA All-Region honors, ACC Freshman of the Year and four players named to the All-ACC Freshman Team.

Prior to his time at Virginia, Smith was an assistant coach at Northwestern for three seasons from 2009-11. He also served as the Wildcats' video coordinator and worked with camps, clinics and recruiting.

The Wildcats reached the NCAA Tournament Round of 32 in 2010, only the second time in school history, and had their best start in 14 years in 2011, winning five straight matches to open the season.

Smith, a native of Richmond, Va., who played for the Richmond Volleyball Club, also served as the Director of Coaches of the Wildcat Juniors Volleyball Club and as a coach of the WJVC's 15 Elite team that earned 13th place at the 2011 AAU National Championships.

Prior to his stint at Northwestern, Smith served as an assistant at Wake Forest, where the Demon Deacons went 19-13 in 2008.

Smith played one year of professional volleyball in Tarragona, Spain, competing for Club Tarragona St. Pere y St. Pau in Spain's 1st Division. He started at outside hitter, helping lead the team to maintain its 1st Division status after posting a winning season in 2007-08.

At Penn State, Smith served as team captain in 2007. He currently ranks 14th all-time in Nittany Lion single-season history in both digs (499) and aces (58) while also registering 166 kills as a senior.

Smith, a former Virginia High School Player of the Year at Monacan, graduated with a bachelor's degree in landscape contracting management from Penn State in 2007. He married the former Natalie Mullikin in May of 2011. The couple has a daughter, Lucy.

SMITH YEAR-BY-YEAR		
Year	Overall Record	ACC Record
2017	7-24	3-17
2018	8-20	4-14
2019	13-18	5-13



# NIKKI DAILEY

## 3RD SEASON • ASSISTANT COACH



Nikki Dailey is entering her third season as the Cavaliers' assistant coach and recruiting coordinator in 2019. On the court, Dailey works with Virginia's setters and guides the Cavaliers' in-match offense.

Dailey has helped Virginia sign a recruiting class that garnered high honorable mention nationally in each of her first two seasons on Grounds. Four of Virginia's five signees in the 2019 class earned spots on Under Armour's High School All-American teams. The four honorees give the Cavaliers the third-most signees on the All-American rosters by any program in 2019.

In 2019, Dailey's second with the Cavaliers, Virginia hit .210 as a team to mark the best offensive output since 2015. It also marked another year-over-year improvement for the UVA attack under Dailey's direction. The Cavaliers

In her first season, Dailey helped Virginia's attack raised its hitting percentage over the previous year. Virginia posted a season-best .367 hitting percentage in a sweep of Youngstown State, marking the highest single-match hitting clip since 2016. The Cavaliers also clicked on all cylinders to hit .330 in their first win over North Carolina since 2008.

With Dailey directing the attack, Sarah Billiard notched 25 kills in a win over George Mason, becoming just the second Cavalier since 2010 to eclipse the mark. Billiard produced three matches with 20-plus kills on the season.

Prior to UVA, she spent one season as an assistant at Tennessee. With the Vols, Dailey worked with the setters and directed the back-court defense. She will continue to work with the setters at UVA.

Dailey also served as an assistant coach at East Tennessee State where she helped guide the Buccaneers to the 2016 Southern Conference regular season championship. Under her tutelage, ETSU setters averaged better than 13 assists per set while setting the Bucs to a .243 hitting percentage in 2016.

On the club level, Dailey has spent the last three years as the head coach of the 16's and 17's at the Kingsport Volleyball Club in Kingsport, Tenn.

A 2014 graduate of the University of Iowa, Dailey was a four-year letter winner for the Hawkeyes. The former setter ranks fifth all-time in Iowa history for career assists and also ranks in the top 15 in aces and digs.

Dailey earned her Bachelor's in Interdepartmental Studies and Communication Studies at Iowa before completing her Master's in Kinesiology and Sport Studies at ETSU.

# JOE KLEIN

## 2ND SEASON • ASSISTANT COACH



Joe Klein is entering his second year as an assistant with the Cavaliers in 2020. Klein joined the Virginia volleyball staff in July 2019.

During his first season on Grounds, Klein helped the Cavaliers to a third-straight season of improvement in overall record.

Prior to UVA, Klein was an assistant at Minnesota State where he helped the Mavericks to an 18-11 overall record and mentored an AVCA All-American at outside hitter.

During his season at Minnesota State, a pair of Mavericks earned all-conference honors. Klein served as the recruiting coordinator and was involved in all aspects of the program, assisting with skills training, scouting, camps, video and travel.

Prior to his time on staff at Minnesota State, Klein was a graduate assistant at Nebraska under Hall of Fame head coach John Cook. In two seasons with the Cornhuskers, Klein was a part of two Big 10 championships, two Final Four appearances and the 2017 NCAA Championship. At Nebraska, he was primarily responsible for scouting, assisting in skills training, practice set up and game day statistics.

Before he joined the coaching ranks, Klein enjoyed an eight-year professional career. Klein's career took him across the world, with stops in Sweden, Netherlands, Finland and Switzerland before returning to the U.S. He captured a Finnish championship with Kokkolan Tiikerit in 2013, a Super Cup title with LUC volleyball in Switzerland and a Premier Volleyball League title with the Lightning in Chicago, Ill.

Klein earned a bachelor's degree from Graceland University, where he was a two-time NAIA All-American and was named the 2008 NAIA Newcomer of the Year. Klein completed his master's degree in higher educational administration at the University of Nebraska in 2018.



# MEL WILLISON

## 4TH SEASON • S&C COACH



Mel Willison joined the Virginia athletics department as an assistant strength and conditioning coach in 2017. She works with the sports of volleyball, rowing and women's golf. She came to UVA after working as an assistant strength and conditioning coach at North Florida from 2014 to 2017.

At North Florida, she worked with a dozen different athletic programs during her three-year tenure and served as the department's interim director during the summer of 2016.

She worked with the Osprey men's soccer team that won back-to-back Atlantic Sun regular season championships in 2015 and 2016, the beach volleyball team that captured the 2016 league crown and the 2017 women's golf team that won the 2017 conference title.

Willison worked in Frostburg State's strength and conditioning program from 2013 to 2014 and was a graduate assistant at Texas A&M Kingsville from 2011 to 2013.

Willison is a certified and registered strength and conditioning specialist by the National Strength and Conditioning Association. She has a Level 1 certification from USA Weightlifting and has an expert rating as a certified personal trainer.

She earned her undergraduate degree in health and human sciences from Purdue in 2011 and her master's in kinesiology from Texas A&M Kingsville in 2013. While at Purdue she was a member of the Boilermakers' rowing team from 2007 to 2011.

# KELSEA KALICH

## 2ND SEASON • OPERATIONS



Kelsea Kalich joined the Virginia volleyball staff in May of 2019 as the Cavaliers' director of operations.

Kalich will be tasked with managing the everyday operations of the team, including travel arrangements, scheduling and film. She joins the Cavaliers after earning her undergraduate and master's degrees from Texas A&M.


With the Aggies, Kalich managed their Data Volley operations to assist in film breakdown and scouting. She also assisted in a gameday operations role with both the Texas A&M volleyball program and the SEC Swim and Dive Championships.

Kalich coached with the local volleyball club, Aggie Elite, for two years. She was an assistant for the top 13U team before moving up to assist with the top flight 15U squad.

A native of Victoria, Texas, Kalich earned a bachelor of business administration with a minor in sport management from Texas A&M in 2017. She recently completed her master's in sport management from Texas A&M. While in College Station, Kalich played on the club volleyball team where she also served as a vice president and coach.

# JOE PORTLAND

## 2ND SEASON • VOLUNTEER ASST



Joe Portland is in his second season as the volunteer assistant for Virginia volleyball.

Portland comes to Virginia after spending the past two seasons as a graduate assistant for the men's and women's programs at Misericordia University. Last year, he helped Misericordia's women to a school record 26 wins and an ECAC playoff berth.

Prior to his time at Misericordia, Portland was an assistant at West Chester University. There he directed the program's offensive strategy and blocking efforts. He helped West Chester to a 22-11 record and coached four all-conference players.

Portland got his start in collegiate coaching at Muhlenberg College, helping the women's team to a 19-9 record in his lone season. He also has coaching experience with numerous club programs as well as four years at the high school level.

In each of the past five years, Portland has worked alongside the Virginia staff during the Cavaliers' summer camps.

Portland earned a bachelor's degree in professional studies from West Chester before completing a master's in organizational management at Misericordia.



# 21 SARAH BILLIARD

**OUTSIDE HITTER • 6-0 • SENIOR**  
Matthews, N.C. • Covenant Day



## 2019

- Led team with 107 sets played, appearing in all 31 matches
- Second on team with 282 kills in her first season on the right side
- Racked up a career-best 65 blocks on the season
- Posted double-digit kills in 14 matches
- Season-high 18 kills against Elon (9/21)
- Hit a career-best .588 (10-0-17) against UNCG (9/21)

## 2018

- Appeared in all 28 matches, starting 26 times
- Led Virginia with a career-high 368 kills
- Averaged 3.44 kills per set
- Recorded 20 or more kills on three occasions, including a career-high 25 against George Mason (9/8)
- Hit .219, a .061 increase from first year
- Named ACC All-Academic for second straight season

## 2017

- Played in 21 matches and made 16 starts
- Named to ACC All-Freshman Team
- Earned All-ACC Academic Volleyball Team accolades
- Finished season with 213 kills
- 2.84 kills/set are ninth most by a freshman in UVA history
- Second on team with 12 matches of 10 or more kills
- Tallied career high with 20 kills at Appalachian State (9/2)

## Background

- Five-year varsity starter at Covenant Day School
- Helped guide Covenant to two undefeated MAC Championships (2012 & 2013), three-straight NCISAA 3A State runner-up finishes (2013-15) and a CISAA Conference Championship (2015)
- PrepVolleyball Top 100 Senior Ace (No. 90)
- Earned Under Armour High School All-America Second Team honors
- Three-time NCISAA All-State Team and CISAA All-Conference Team honoree
- Set the Covenant school records for career kills (1,892) and blocks (188)
- Reached 1,000 kills as a junior and was named the Matthews-Mint Hill Weekly Player of the Year that season
- Played club volleyball with Carolina Juniors


## BILLIARD'S CAREER STATS

Year	SP	MP	K	K/S	E	TA	%	A	A/S	SA	SA/S	SE
2017	75	21	213	2.84	108	664	.158	2	0.03	0	0.00	3
2018	107	28	368	3.44	159	953	.219	6	0.06	10	0.09	20
<b>Total</b>	<b>182</b>	<b>49</b>	<b>581</b>	<b>3.19</b>	<b>267</b>	<b>1617</b>	<b>.194</b>	<b>8</b>	<b>0.04</b>	<b>10</b>	<b>0.05</b>	<b>23</b>

Year	DIG	D/S	RE	BS	BA	TB	B/S	BE	BHE	PTS	PTS/S
2017	35	0.47	1	8	29	37	0.49	2	0	235.5	3.14
2018	65	0.61	0	8	52	60	0.56	8	2	412.0	3.85
<b>Total</b>	<b>100</b>	<b>0.55</b>	<b>1</b>	<b>16</b>	<b>81</b>	<b>97.0</b>	<b>0.53</b>	<b>10</b>	<b>2</b>	<b>647.5</b>	<b>3.56</b>

# 4 CHRISTINE JARMAN

**OUTSIDE HITTER • 6-0 • SENIOR**  
Boynton Beach, Fla. • Boca Raton HS



## 2019

- Appeared in 27 matches, playing 88 sets
- Produced 125 kills, averaging 1.42 per set
- Over tripled her blocks total, racking up 38 rejections
- Season-high eight kills on three occasions, including in sweep of Clemson (11/17)
- Set her UVA high with 11 digs at Miami (10/6)

## 2018

- Appeared in 26 matches, making 11 starts in her first year with the Cavaliers
- Posted a season-high 10 kills against Georgia Tech (11/16)
- Racked up a season-best 10 digs in sweep at North Carolina (10/14)
- Spent time as outside hitter, right side and DS for the Cavaliers
- Totaled 49 kills and 91 digs on the season

## PRIOR TO VIRGINIA

- Played her freshman season at the University of Alabama
- Appeared in all 32 matches for the Crimson Tide at outside hitter
- Recorded 249 kills and 189 digs
- Produced five double-doubles

## BACKGROUND

- Led Boca Raton to a 9A state title in 2016
- Played club volleyball with Tribe Volleyball Club and Ocean Breeze Volleyball
- Qualified for USA Volleyball Junior Olympic Nationals five-straight years
- Named 2015 Player of the Year by the Palm Beach Post and Ft. Lauderdale Sun Sentinel

## JARMAN'S CAREER STATS (AT UVA)

Year	SP	MP	K	K/S	E	TA	%	A	A/S	SA	SA/S	SE
2018	78	26	49	0.63	31	174	.103	5	0.06	0	0.00	12
<b>Total</b>	<b>78</b>	<b>26</b>	<b>49</b>	<b>0.63</b>	<b>31</b>	<b>174</b>	<b>.103</b>	<b>5</b>	<b>0.06</b>	<b>0</b>	<b>0.00</b>	<b>12</b>

Year	DIG	D/S	RE	BS	BA	TB	B/S	BE	BHE	PTS	PTS/S
2018	91	1.17	18	0	12	12	0.15	2	1	55.0	0.71
<b>Total</b>	<b>91</b>	<b>1.17</b>	<b>18</b>	<b>0</b>	<b>12</b>	<b>12.0</b>	<b>0.15</b>	<b>2</b>	<b>1</b>	<b>55.0</b>	<b>0.71</b>

**2****ALEX  
SPENCER****LIBERO/DS • 5-11 • JUNIOR**  
North Canton, Ohio • Jackson HS**2019**

- Appeared in 30 matches, playing 97 sets
- Recorded 259 digs, posting a career-best 2.67 digs per set
- Racked up 10+ digs in 10 matches after taking over libero role
- Season-best 19 digs at Wake Forest (11/15)
- Added 14 service aces

**2018**

- Appeared in 27 matches, making 24 starts
- Racked up a career-high 22 digs against Virginia Tech (11/9)
- Had 11 matches with 10 or more digs
- Posted a pair of double-doubles on the season
- Finished the year second on the team with 250 digs

**2017**

- Appeared in 30 matches, making 27 starts
- Finished second on the team with 268 kills
- Produced a season high 18 kills at Wake Forest (10/22)
- Led team with 14 matches of 10+ kills
- Recorded eight double-doubles
- Recorded 20 aces, tied for second on the team

**Background**

- Three-year varsity starter at Jackson High School
- Finished with 734 kills on a .304 hitting percentage, 162 clocks, 494 digs and 60 aces
- Two-time First Team All-District
- Two-time First Team All-Stark County
- Two-time First Team All-Federal League selection
- As a senior, she was named to the All-Ohio Second Team, was District 4 Player of the Year, Stark County Player of the Year and Federal League Player of the Year
- Was selected to compete in the State OHSVCA Senior All-Star Match as well as the District 4 All-Star match
- Played club volleyball with Academy Volleyball Cleveland.

**SPENCER'S CAREER STATS**

Year	SP	MP	K	K/S	E	TA	%	A	A/S	SA	SA/S	SE
2017	110	30	268	2.44	139	864	.149	24	0.22	20	0.18	55
2018	100	27	109	1.09	63	343	.134	23	0.23	12	0.12	26
2019	97	30	4	0.041	2	13	0.154	32	0.330	14	0.144	19
<b>Total</b>	<b>307</b>	<b>87</b>	<b>381</b>	<b>1.24</b>	<b>204</b>	<b>1220</b>	<b>.145</b>	<b>79</b>	<b>0.257</b>	<b>46</b>	<b>0.15</b>	<b>100</b>

Year	DIG	D/S	RE	BS	BA	TB	B/S	BE	BHE	PTS	PTS/S
2017	292	2.65	49	6	25	31	0.28	7	1	306.5	2.79
2018	250	2.50	49	5	16	21	0.21	5	0	134.0	1.34
2019	259	2.670	17	0	0	0	0.00	0	1	18	0.186
<b>Total</b>	<b>801</b>	<b>2.61</b>	<b>115</b>	<b>11</b>	<b>41</b>	<b>52.0</b>	<b>0.17</b>	<b>12</b>	<b>2</b>	<b>458.5</b>	<b>1.49</b>

**6****MEGAN  
WILSON****SETTER • 5-10 • SENIOR**  
Brookeville, Md. • Sherwood HS**2019**

- Played in 30 matches and 100 sets
- Led Virginia with 5.44 assists per set in the 6-2 system
- Added 115 digs on the year
- Season-high 37 assists in win over Princeton (9/6)
- 11 matches with 20-plus assists and another 10 with 15-or-more

**2018**

- Played in 27 matches, starting 23
- Led the club with 706 assists, averaging 7.06 per set
- Recorded 13 kills and 13 assists on the season
- Dished out a career-high 55 assists in win over George Mason (9/8)
- Picked up career-high 14 digs against Louisville
- Produced three double-doubles on the year

**2017**

- Played in 30 matches, starting 25 for UVA
- Compiled 861 assists and averaged 8.05 per set
- Produced 30 kills at attacked at a .361 clip
- Tied for second on the team with 20 aces
- Season-high 51 assists at Appalachian State (9/2)
- Twice recorded 50 or more assists and another four matches over 40

**Background**

- Three-year varsity starter at Sherwood High School
- As a senior, she finished with 564 assists on the season and was named to the state finals tournament team
- Two-time All-County Montgomery County first team and All-Met Honorable Mention Washington Post honoree
- Four-time scholar-athlete

**WILSON'S CAREER STATS**

Year	SP	MP	K	K/S	E	TA	%	A	A/S	SA	SA/S	SE
2017	107	30	30	0.28	8	61	.361	861	8.05	20	0.19	43
2018	100	27	13	0.13	8	34	.147	706	7.06	13	0.13	29
<b>Total</b>	<b>207</b>	<b>57</b>	<b>43</b>	<b>0.21</b>	<b>16</b>	<b>95</b>	<b>.284</b>	<b>1567</b>	<b>7.57</b>	<b>33</b>	<b>0.16</b>	<b>72</b>

Year	DIG	D/S	RE	BS	BA	TB	B/S	BE	BHE	PTS	PTS/S
2017	156	1.46	1	0	19	19	0.18	3	11	59.5	0.56
2018	120	1.20	0	1	8	9	0.09	3	11	31.0	0.31
<b>Total</b>	<b>276</b>	<b>1.33</b>	<b>1</b>	<b>1</b>	<b>27</b>	<b>28.0</b>	<b>0.14</b>	<b>6</b>	<b>22</b>	<b>90.5</b>	<b>0.44</b>

**11 MILLA CIPRIAN****MIDDLE BLOCKER • 6-2 • JUNIOR****St. John's, Fla. • Creekside HS****2019**

- Appeared in all 31 matches, playing 106 sets
- Led team with 116 blocks for a 1.09 blocks per set average
- Recorded 186 kills, averaging 1.75 per set, while hitting .329
- Career-high 16 kills against NC State (10/18)

**2018**

- Appeared in 24 matches, making 20 starts
- Recorded 13 blocks against Boston College (10/5) to set rally-scoring record at Virginia
- The 13 blocks are the third-most by any player in Virginia history
- Led the Hoos with 105 total blocks, averaging 1.35 per set
- 1.35 blocks/set ranks fourth in Virginia single-season history, a freshman record and is the highest mark since 2006
- Finished the season sixth in the ACC in blocks/set and 27th nationally
- Posted season-best 10 kills in win over George Mason (9/8)
- Had 10 blocks in sweep of Wake Forest (10/28), the second-most in a three-set match in UVA history


**BACKGROUND**

- Holds Creekside school records for solo blocks in a game, total blocks, block assists and hitting percentage
- Three-time First Team St. John's County All-Volleyball selection
- Named a Top 150 Senior Ace by PrepVolleyball.com
- Four-time AVCA Phenom selection
- Invited to USA Volleyball High Performance teams for five years
- Helped Florida All-Star team win gold at USA Volleyball High Performance Championships

**CIPRIAN'S CAREER STATS**

Year	SP	MP	K	K/S	E	TA	%	A	A/S	SA	SA/S	SE
2018	78	24	117	1.50	47	269	.260	2	0.03	0	0.00	0
<b>Total</b>	<b>78</b>	<b>24</b>	<b>117</b>	<b>1.50</b>	<b>47</b>	<b>269</b>	<b>.260</b>	<b>2</b>	<b>0.03</b>	<b>0</b>	<b>0.00</b>	<b>0</b>

Year	DIG	D/S	RE	BS	BA	TB	B/S	BE	BHE	PTS	PTS/S
2018	17	0.22	0	10	95	105	1.35	14	0	174.5	2.24
<b>Total</b>	<b>17</b>	<b>0.22</b>	<b>0</b>	<b>10</b>	<b>95</b>	<b>105.0</b>	<b>1.35</b>	<b>14</b>	<b>0</b>	<b>174.5</b>	<b>2.24</b>

**22 KRISTEN LELAND****LIBERO/DS • 5-4 • JUNIOR****Dallas, Texas • Episcopal School****2019**

- Appeared in 25 matches, playing 75 sets
- Racked up a career-best 123 digs on the season
- Twice recorded career-high 11 digs, including in a sweep of Lehigh (9/20)
- Dished out 34 assists, including five against Virginia Tech (9/27) and Clemson (11/8)

**2018**

- Appeared in 24 matches, making a pair of starts in her first year
- Accumulated 44 digs during her time on the back row
- Posted 11 assists and a pair of service aces
- Racked up a season-best eight digs in opener against Ole Miss (8/24)

**BACKGROUND**

- Four-year starter at The Episcopal School of Dallas
- Ranked among top 25 players in Texas by FloVolleyball
- Member of the 2015 AVCA Phenom list
- 2016 All-Southwest Preparatory Conference selection
- Named to the 2017 AVCA UnderArmour High School All-America Watch List

**LELAND'S CAREER STATS**

Year	SP	MP	K	K/S	E	TA	%	A	A/S	SA	SA/S	SE
2018	66	24	0	0.00	0	1	.000	11	0.17	2	0.03	5
<b>Total</b>	<b>66</b>	<b>24</b>	<b>0</b>	<b>0.00</b>	<b>0</b>	<b>1</b>	<b>.000</b>	<b>11</b>	<b>0.17</b>	<b>2</b>	<b>0.03</b>	<b>5</b>

Year	DIG	D/S	RE	BS	BA	TB	B/S	BE	BHE	PTS	PTS/S
2018	44	0.67	14	0	0	0	0.00	0	0	2.0	0.03
<b>Total</b>	<b>44</b>	<b>0.67</b>	<b>14</b>	<b>0</b>	<b>0</b>	<b>0</b>	<b>0.00</b>	<b>0</b>	<b>0</b>	<b>2.0</b>	<b>0.03</b>



# 19 GRACE TURNER

**OUTSIDE HITTER • 6-3 • RS SOPHOMORE**  
Cincinnati, Ohio • McNicholas HS



# 10 MADDIE BOYLSTON

**SETTER • 5-10 • SOPHOMORE**  
Mount Pleasant, S.C. • Wando HS



### 2019

- Suffered season-ending knee injury in third match of season
- Received a medical redshirt
- Produced a career-high 21 kills in season opener against Furman (8/30)
- Added 13 digs to her 21 kills against Furman to record a double-double

### 2018

- Made 26 appearances, starting 12 matches in her first season
- Finished third on the team with 212 kills, averaging a second-best 2.49 per set
- Produced 22 service aces, second-most on the team
- Added 159 digs, averaging 1.87 per set
- Ended the year second on the team with an average of 2.99 points per set

### BACKGROUND

- Captained her high school squad from 2016-18
- 2017 AVCA Under Armour Third Team All-Star
- 2017 Division II District 16 Player of the Year
- Led McNicholas to a second place finish in the district in 2017
- Member of the GCL Co-Ed Central champions

### TURNER'S CAREER STATS

Year	SP	MP	K	K/S	E	TA	%	A	A/S	SA	SA/S	SE
2018	85	26	212	2.49	133	618	.128	7	0.08	22	0.26	24
<b>Total</b>	<b>85</b>	<b>26</b>	<b>212</b>	<b>2.49</b>	<b>133</b>	<b>618</b>	<b>.128</b>	<b>7</b>	<b>0.08</b>	<b>22</b>	<b>0.26</b>	<b>24</b>

Year	DIG	D/S	RE	BS	BA	TB	B/S	BE	BHE	PTS	PTS/S
2018	159	1.87	20	2	36	38	0.45	6	2	254.0	2.99
<b>Total</b>	<b>159</b>	<b>1.87</b>	<b>20</b>	<b>2</b>	<b>36</b>	<b>38.0</b>	<b>0.45</b>	<b>6</b>	<b>2</b>	<b>254.0</b>	<b>2.99</b>

### 2019

- Appeared in 24 matches, playing 80 sets
- Dished out a season-best 25 assists in win over Elon (9/21)
- Posted season-high 14 digs against NC State (10/18)
- Averaged 4.26 assists per set as second setter in 6-2 system

### BACKGROUND

- Four-year varsity starter at Wando High School
- 2018 South Carolina Player of the Year
- 2018 Gatorade Player of the Year nominee
- 2015 5A South Carolina state champions
- Three-time 5A South Carolina state runner-up
- AVCA Under Armour High School All-America
- Captained the 2018 Wando High School team
- South Carolina All-Star team member
- South Carolina All-State
- Ranked 27th in the nation and led all of South Carolina with 1,334 assists in 2018
- Appeared on honor roll all four years of high school and qualified for Beta Club and National Honor Society
- Was a member of the AP Academy
- Volunteered with a number of projects, including Red Ribbon Week Family Fest, Christmas Commandos, Health Fair, Children's Day Festival

### PERSONAL

- Daughter of David and Colleen Boylston
- Has two brothers, Joey and Sam, and one sister, Poppy
- Dad, David, played football at ETSU





# 23 SIMONE DOMINIQUE

**OUTSIDE HITTER • 6-0 • SOPHOMORE**  
San Marino, Calif. • Notre Dame HS



### 2019

- Appeared in 16 matches, playing 20 sets
- Recorded two kills and four digs against North Carolina (10/20)
- Had two kills and a solo block against College of Charleston (9/13)

### BACKGROUND

- PrepVolleyball Top 150 Senior Ace
- AVCA Under Armour High School All-America Honorable Mention
- Mission League All-Academic Team
- Four-year varsity starter at Notre Dame HS
- Hit .316 as a senior
- Maxima Cum Laude student in each of first three years
- Played club volleyball with SG Elite for five seasons

### PERSONAL

- Daughter of Reggie and Patty Dominique
- Has one sibling, Luc
- Father, Reggie, played football at Santa Clara University

# 9 JAYNA FRANCIS

**OUTSIDE HITTER • 6-0 • SOPHOMORE**  
Virginia Beach, Va. • Princess Anne



### 2019

- Appeared in 27 matches, playing 90 sets as a freshman
- Racked up 214 kills, averaging 2.38 per set to finish third on team
- Produced double-digit kills in 11 matches
- Posted season-best 16 kills against Princeton while hitting .429 (9/6)
- Recorded a double-double against Virginia Tech (9/27) with 10 kills and 13 digs
- Added second double-double at Miami (10/6) with 13 kills and 10 digs
- Finished season with three-straight matches in double-digit kills

### BACKGROUND

- 2018 Virginia Gatorade Player of the Year nominee
- 2017 and 2018 VHSL 5A Player of the Year
- 2017 and 2018 Region Player of the Year
- AVCA Under Armour All-America honorable mention
- PrepVolleyball Senior Ace honorable mention
- First player to ever record 1,000 kills in Princess Anne's 60-year history
- Helped Princess Anne to first-ever undefeated season, going 29-0
- Three-time All-State, All-Region and two-time All-Tidewater first team selection
- Recorded 20 kills in Princess Anne's sweep to win 2018 state title
- Over 150 hours of community service, including with the Special Olympics, Big Sister/Little Sister, Side-Out Foundation Dig Plnk, Homeless Coat Drive, Cav Care and tutoring
- Played club for Metro VBC of DC

### PERSONAL

- Daughter of Steven and Lisa Francis
- Has one younger brother, Mitchell



# 13 MATTISON MATTHEWS



MIDDLE BLOCKER • 5-11 • SOPHOMORE  
Charleston, S.C. • Ashley Hall HS

### 2019

- Appeared in 28 matches, playing 86 sets
- Set UVA freshman hitting record with her .382 mark
- .382 hitting % is the second-best single season in UVA history
- 1.00 blocks per set is fifth-best mark by a UVA freshman in program history
- Season-best 12 kills and 15 points against Virginia Tech (9/27)
- Season-high eight blocks against Elon (9/21)


### BACKGROUND

- Five-time South Carolina All-State selection
- Two-time MaxPreps Player of the Week
- SCISA 3A Player of the year in 2016 and 2017
- Led all of South Carolina with 648 kills in 2018 and finished third with 145 blocks
- Floored 23 kills to lead Ashley Hall to 2018 state title
- Holds the Ashley Hall record for career kills
- Also lettered in track

### PERSONAL

- Daughter of Patrick and Margie Matthews
- Has three older sisters, Jessica, Patrice and Whitney
- Cousin Benavia Jenkins is current volleyball head coach at ETSU and former standout at Florida, making two Final Four appearances with the Gators

# 13 JOSI WILLIAMS



LIBERO/DS • 5-4 • SOPHOMORE  
Leesburg, Va. • Loudoun County HS

### 2019

- Appeared in 14 matches, playing 18 sets
- Recorded service ace in win over Wake Forest (11/3)
- Made two digs in season-ending sweep of Virginia Tech (11/27)

### BACKGROUND

- Three-time Virginia 4A state champion
- First team All-District and All-Region in 2017 and 2018
- Two-time second team All-State
- Helped Loudoun County go 29-1 in 2018 en route to a state title
- Member of the Metro 16 club team that became the first 16U squad from CHRVA Region to ever qualify for national open tournament
- Member of the LCHS National Honor Society
- Organized LCHS Gold Out Volleyball Game, partnering with Team Mathias to raise funds for pediatric cancer research

### PERSONAL

- Daughter of Jonathan and Kelli Williams
- Has three siblings: Addi, Caleb and Lili
- Cousins Meghan and All Fanta played volleyball at Colgate and Minnesota-Duluth, respectively

**20 CZHEN BENEBY****MIDDLE BLOCKER • 6-4 • FR.**  
West Palm Beach, Fla. • Dreyfoos**HIGH SCHOOL**

- Led Dreyfoos to Region 4A quarterfinals
- Helped Dreyfoos capture first-ever district title
- 2019 Team MVP

**CLUB**

- Played four years for Palm Beach Juniors
- Named most improved player during junior season of club

**PERSONAL**

- Daughter of Tracey Saunders
- Originally hails from the Bahamas
- Brother, Czar, played football at Savannah State

**15 LAILA ROGERS****MIDDLE BLOCKER • 5-11 • FRESHMAN**  
Rockville, Md. • Richard Montgomery**HIGH SCHOOL**

- AVCA All-Region selection
- Four-time All-County selection
- Three-time County MVP
- Two-time Washington Post All-Met honoree

**CLUB**

- Spent last six years with Metro VBC
- Played previous two seasons at WVSA

**PERSONAL**

- Daughter of Markise and Sharon Rogers

**24 MADISON MOREY****LIBERO/DS • 5-7 • FRESHMAN**  
Marietta, Ga. • Walton HS**HIGH SCHOOL**

- Won four Georgia state titles at Walton
- Captain for each of her final three seasons at Walton
- Two-time All-Area selection
- Selected to Georgia Senior All-Star game

**CLUB**

- Played for A5 Pure Volleyball
- Named an AAU All-American at the 16U level

**PERSONAL**

- Daughter of Tim and Kristin Morey

**14 MARY SHAFFER****OUTSIDE HITTER • 6-0 • FRESHMAN**  
Cincinnati, Ohio • Saint Ursula**HIGH SCHOOL**

- AVCA High School All-America Honorable Mention
- First-team All-State in 2019 and second-team selection in 2018
- Two-time All-District and All-Girls Catholic first team selections

**CLUB**

- Played six seasons for Tri-State Elite

**PERSONAL**

- Daughter of Robert and Janie Shaffer
- Mother, Janie, played volleyball at Duke and was a three-time ACC champion

**25 HANNAH PRENDERGAST****SETTER • 5-8 • FRESHMAN**  
Leesburg, Va. • Loudoun County**HIGH SCHOOL**

- Helped Loudoun County to four-straight VHSL state championships
- Earned first-team All-State honors in 2019
- Two-time Dulles District selection
- First-team selection on the Region 4C All-Volleyball squad in 2019

**CLUB**

- Played for Metro VBC-17 during the 2019 season
- Won three open division championships at the EC Power Challenge, the Sunshine Qualifier and the Capitol Hill Classic
- Prior to joining Metro 17, she was a member of the Virginia Juniors Volleyball Club where Prendergast helped the squad to an 84-19 mark
- Part of the squad that finished second at USAV Nationals

**PERSONAL**

- Daughter of Scott and Shannon Prendergast



## CAREER RECORDS

### 1,000 KILLS CLUB

1. Sarah Kirkwood .....	1,924
2. Deanna Zwarich .....	1,528
3. Greta Jansson .....	1,465
4. Haley Kole .....	1,457
5. Simone Asque .....	1,442
6. Paige Davis .....	1,432
7. Anne Marie Hammers .....	1,420
8. Courtney Stanton .....	1,413
9. Jessica Parsons .....	1,347
10. Lindsay Osco .....	1,315
11. Tori Janowski .....	1,202
12. Jasmine Burton .....	1,139
13. Shannon Davis .....	1,111
14. Natalie Bausback .....	1,074
15. Amy Mitchell .....	1,073
16. Katie Oakes .....	1,012
17. Alexis Geocaris .....	1,008
18. Lauren Dickson .....	1,006
19. Andrea Fischer .....	1,000

### KILLS PER SET

1. Sarah Kirkwood .....	(1,924 K, 432 S) 4.45
2. Greta Jansson .....	(1,465 K, 369 S) 3.97
3. Whitney Casey .....	(807 K, 213 S) 3.79
4. Simone Asque .....	(1,038 K, 298 S) 3.48
5. Deanna Zwarich .....	(1,528 K, 455 S) 3.36
6. Courtney Stanton .....	(1,413 K, 426 S) 3.32
7. Jessica Parsons .....	(1,347 K, 413 S) 3.26
8. Paige Davis .....	(1,432 K, 451 S) 3.18
9. Haley Kole .....	(1,457 K, 461 S) 3.16
10. Lauren Dickson .....	(1,006 K, 346 S) 2.91

### ATTACK ATTEMPTS

1. Sarah Kirkwood .....	4,972
2. Simone Asque .....	4,212
3. Haley Kole .....	4,110
4. Paige Davis .....	4,018
5. Lindsay Osco .....	3,911
6. Deanna Zwarich .....	3,747
7. Courtney Stanton .....	3,727
8. Anne Marie Hammers .....	3,723
9. Jessica Parsons .....	3,331
10. Lauren Dickson .....	3,131

### ATTACK PERCENTAGE (MIN. 500 ATT)

1. Beth Brockell .....	(913 K, 253 E, 1954 A) .338
2. Greta Jansson .....	(1456 K, 474 E, 3039 A) .326
3. Chino Anukwuem .....	(399 K, 120 E, 964 A) .289
4. Jessica O'Shoney .....	(970 K, 320 E, 2315 A) .281
5. Stacey Anderson .....	(218 K, 71 E, 523 A) .281
6. Alexis Geocaris .....	(1008 K, 349 E, 2368 A) .278
7. Jasmine Burton .....	(1139 K, 368 E, 2842 A) .271
8. Mindy Martz .....	(911 K, 341 E, 2108 A) .270
9. Sarah Kirkwood .....	(1924 K, 603 E, 4972 A) .266
10. Jessica Parsons .....	.264
Beth Gorham .....	(775 K, 234 E, 2053 A) .264
Shannon Davis .....	(1111 K, 388 E, 2737 A) .264

### ASSISTS

1. Mary Frances Scott .....	6,044
2. Emily Kirkwood .....	5,424
3. Lauren Fuller .....	4,034
4. Lisa Flower .....	3,071
5. Jo Anne Gilman .....	3,040
6. Dana Buitteman .....	2,259
7. Megan Wilson .....	<b>2,116</b>
8. Beth Wildermuth .....	2,020
9. Jennifer Wineholt .....	1,889
10. Abby Whittenburg .....	1,870

### ASSISTS PER SET

1. Mary Frances Scott .....	(6,044 A, 485 S) 12.46
2. Emily Kirkwood .....	(5,424 A, 456 S) 11.89
3. Lauren Fuller .....	(4,034 A, 367 S) 10.99
4. Dana Buitteman .....	(2,259 A, 236 S) 9.57
5. Abby Whittenburg .....	(1,870 A, 204 S) 9.17
6. Beth Wildermuth .....	(2,020 A, 223 S) 9.06
7. Lisa Flower .....	(3,071 A, 357 S) 8.60
8. Lily Phillips .....	(1,217 A, 146 S) 8.34
9. Jo Anne Gilman .....	(3,040 A, 374 S) 8.13
10. Stacey Anderson .....	(1,834 A, 229 S) 8.01

### SERVICE ACES

1. Sarah Kirkwood .....	223
2. Emily Kirkwood .....	167
3. Andrea Fischer .....	154
4. Lindsay Osco .....	148
5. Jo Anne Gilman .....	139
6. Mary Frances Scott .....	134
7. Sue Mattwell .....	132
8. Missy Mikolajczak .....	130
9. Katie Jones .....	128
Whitney Casey .....	128

## SINGLE SEASON RECORDS

### KILLS

1. Deanna Zwarich (2000) .....	575
2. Sarah Kirkwood (2004) .....	554
3. Sarah Kirkwood (2005) .....	531
4. Sarah Kirkwood (2007) .....	505
5. Anne Marie Hammers (1991) .....	498
6. Jessica Parsons (1998) .....	492
7. Paige Davis (2003) .....	483
8. Tori Janowski (2013) .....	462
9. Greta Jansson (1991) .....	460
10. Haley Kole (2013) .....	430

### KILLS PER SET

1. Greta Jansson (1991) .....	(460 K, 90 G) 5.11
2. Deanna Zwarich (2000) .....	(575 K, 114 G) 5.04
3. Sarah Kirkwood (2004) .....	(554 K, 112 G) 4.95
4. Sarah Kirkwood (2007) .....	(505 K, 112 G) 4.51
5. Sarah Kirkwood (2005) .....	(531 K, 120 G) 4.43
6. Greta Jansson (1990) .....	(392 K, 89 G) 4.40
7. Anne Marie Hammers (1991) .....	(498 K, 125 G) 3.98
8. Paige Davis (2003) .....	(483 K, 123 G) 3.93
9. Jessica Parsons (1999) .....	(429 K, 111 G) 3.87
10. Whitney Casey (1995) .....	(416 K, 108 G) 3.85

### ATTACK ATTEMPTS

1. Sarah Kirkwood (2004) .....	1,419
2. Sarah Kirkwood (2007) .....	1,358
3. Anne Marie Hammers (1991) .....	1,348
4. Deanna Zwarich (2000) .....	1,337
5. Tori Janowski (2013) .....	1,284
6. Haley Kole (2016) .....	1,263
7. Simone Asque (2010) .....	1,257
8. Simone Asque (2009) .....	1,254
9. Sarah Kirkwood (2005) .....	1,283
10. Paige Davis (2003) .....	1,227

### ATTACK PERCENTAGE (MIN 100 KILLS)

1. Beth Brockell (1988) .....	(320 K, 66 E, 628 A) .404
2. Mattison Matthews (2019) .....	<b>(129 K, 32 E, 254 A) .382</b>
3. Natalie Bausback (2014) .....	(287 K, 74 E, 579 A) .368
4. Greta Jansson (1990) .....	(392 K, 110 E, 789 A) .357
5. Anna Walsh (2015) .....	(301 K, 96 E, 579 A) .354
6. Jessica O'Shoney (2011) .....	(287 K, 74 E, 613 A) .347
7. Chino Anukwuem (2017) .....	(192 K, 45 E, 424 A) .347
8. Greta Jansson (1989) .....	(411 K, 116 E, 859 A) .343
9. Jessica O'Shoney (2010) .....	(250 K, 75 E, 517 A) .338
10. Stacey Anderson (1989) .....	(139 K, 36 E, 303 A) .330

### ASSISTS

1. Stacey Anderson (1989) .....	1,687
2. Mary Frances Scott (1996) .....	1,598
3. Mary Frances Scott (1998) .....	1,597
4. Emily Kirkwood (2005) .....	1,492
5. Mary Frances Scott (1999) .....	1,482
6. Emily Kirkwood (2004) .....	1,465
7. Lauren Fuller (2013) .....	1,455
8. Jo Anne Gilman (1986) .....	1,414
9. Mary Frances Scott (1997) .....	1,367
10. Abby Whittenburg (2000) .....	1,337

### ASSISTS PER SET

1. Mary Frances Scott (1999) .....	(1,482 A, 111 S) 13.35
2. Emily Kirkwood (2004) .....	(1,465 A, 112 S) 13.08
Emily Kirkwood (2006) .....	(1,347 A, 103 S) 13.08
4. Mary Frances Scott (1996) .....	(1,598 A, 125 S) 12.78
5. Emily Kirkwood (2005) .....	(1,492 A, 118 S) 12.64
6. Mary Frances Scott (1998) .....	(1,597 A, 128 S) 12.48
7. Stacey Anderson (1989) .....	(1,687 A, 146 S) 11.55
8. Lauren Fuller (2013) .....	(1,455 A, 128 S) 11.37
9. Jo Anne Gilman (1986) .....	(1,414 A, 125 S) 11.31
10. Mary Frances Scott (1997) .....	(1,367 A, 121 S) 11.30

### SERVICE ACES

1. Sherry Bartholomew (1981) .....	101
2. Kari Westervelt (1985) .....	86
3. Donna Collignon (1985) .....	84
4. Sue Mattwell (1981) .....	73
5. Sarah Kirkwood (2005) .....	69
6. Whitney Casey (1995) .....	65
Barbara Dobrzanski (1987) .....	65
8. Whitney Casey (1996) .....	63
9. Jo Anne Gilman (1985) .....	62
10. Sarah Kirkwood (2007) .....	58

## MATCH RECORDS

### KILLS

1. Deanna Zwarich vs. Duke-9/19/00 .....	40
2. Greta Jansson vs. Georgetown-10/24/90 .....	36
3. Deanna Zwarich vs. Virginia Tech-10/21/00 .....	35
4. Deanna Zwarich vs. Wake Forest-11/17/00 .....	33
5. Greta Jansson vs. NC State-11/1/91 .....	31
Greta Jansson vs. NC State-10/26/90 .....	31
7. Simone Asque vs. Valparaiso-8/27/10 .....	30
Jessica Parsons vs. Florida State-10/3/00 .....	30
Whitney Casey vs. UNC-10/7/95 .....	30
10. Eight players tied .....	29

### ATTACK ATTEMPTS

1. Sarah Kirkwood vs. Duke-9/26/04 .....	83
2. Simone Asque vs. Miami-11/1/09 .....	82
2. Deanna Zwarich vs. Duke-9/19/00 .....	81
3. Sarah Kirkwood vs. Wake Forest-11/23/07 .....	75
4. Simone Asque at Miami-9/26/10 .....	73
Paige Davis vs. UNC-11/8/03 .....	73
Whitney Casey vs. Duke-10/13/96 .....	73
Greta Jansson vs. NC State-11/1/91 .....	73
Haley Kole vs. Duke-10/15/16 .....	73
8. Sarah Kirkwood vs. Virginia Tech-10/9/07 .....	72
Whitney Casey vs. UNC-10/7/95 .....	72
10. Katie Jones vs. Rice-9/11/99 .....	71
Whitney Casey vs. NC State-9/27/96 .....	71
Anne Marie Hammers vs. NC State-11/1/91 .....	71

### ATTACK PERCENTAGE

1. Amy Mitchell vs. Liberty-9/19/95 .....	.923
2. Shannon Boyle at Boise State-9/19/03 .....	.909
3. Greta Jansson vs. Georgia Tech-11/10/90 .....	.857
4. Chino Anukwuem vs. Saint Louis-9/9/16 .....	.833
5. Greta Jansson vs. George Wash.-11/7/90 .....	.783
6. Jessica O'Shoney vs. Georgia Tech-10/1/10 .....	.750
Jessica Parsons vs. Col. of Charl.-11/9/96 .....	.750
Stacey Anderson vs. Geo. Mason-9/22/89 .....	.750
7. Natalie Bausback vs. BC-11/26/14 .....	.733
8. Nikki Lawson vs. James Madison-11/3/95 .....	.727
Lisa Flower vs. Pennsylvania-9/25/92 .....	.727

### ASSISTS

1. Emily Kirkwood vs. UNC-11/8/03 .....	81
2. Mary Frances Scott vs. Duke-10/13/96 .....	80
Jo Anne Gilman vs. NC State-11/22/85 .....	80
4. Mary Frances Scott vs. Rice-9/11/99 .....	79
5. Mary Frances Scott vs. Clemson-11/7/98 .....	77
6. Mary Frances Scott vs. Florida St.-10/3/99 .....	75
7. Lisa Flower vs. George Mason-11/9/91 .....	74
Lisa Flower vs. NC State-11/1/91 .....	74
9. Beth Wildermuth vs. Clemson-10/3/10 .....	73
Mary Frances Scott vs. UNC-10/24/98 .....	73
Mary Frances Scott vs. Illinois-8/30/97 .....	73
Stacey Anderson vs. William & Mary-9/23/89 .....	73

### SERVICE ACES

1. Sarah Kirkwood vs. App. St.-9/16/05 .....	9
Kayla Sears vs. Pitt-10-2-15 .....	9
2. Simone Asque vs. Virginia Tech-9/17/10 .....	7
Sarah Kirkwood vs. Texas Tech-8/24/07 .....	7
Sarah Kirkwood vs. Wake Forest-10/8/05 .....	7
Andrea Fischer vs. Wake Forest-10/25/97 .....	7
Whitney Casey vs. Wright State-9/2/95 .....	7
Stacey Anderson vs. Ill. Chicago-11/3/89 .....	7
20 players tied .....	6

**last was Jelena Novakovic vs. UNCW 9/7/18 ... 6**



# DEFENSIVE RECORDS

## CAREER RECORDS

### DIGS (1,000 DIG CLUB)

1. Melissa Caldwell	1,954
2. Anne Marie Hammers	1,886
3. Emily Rottman	1,770
4. Whitney Ashcraft	1,603
5. Lexi Riccolo	1,507
6. AJ Cushman	1,432
7. Katie Jones	1,381
8. Missy Mikolajczak	1,378
9. Mary Frances Scott	1,356
10. Kelsey Miller	1,315
11. Courtney Stanton	1,298
12. Sarah Kirkwood	1,195
13. Paige Davis	1,107
14. Lindsay Osco	1,077
15. Beth Shelton	1,074
16. Claire Folga	1,048
17. Amy Peters	1,032

### DIGS PER SET

1. Melissa Caldwell	(1,954 D, 444 S)	4.40
2. Anne Marie Hammers	(1,886 D, 497 S)	3.80
3. Emily Rottman	(1,229 D, 124 S)	3.71
Brittani Rendina	(893 D, 241 S)	3.71
5. Whitney Ashcraft	(1,603 D, 453 S)	3.54
6. Whitney Casey	(745 D, 213 S)	3.50
7. AJ Cushman	(1,432 D, 424 S)	3.38
<b>8. Kelsey Miller</b>	<b>(1,315 D, 391 S)</b>	<b>3.36</b>
9. Lexi Riccolo	(1,507 D, 487 S)	3.09
10. Katie Jones	(1,381 D, 448 S)	3.08
11. Courtney Stanton	(1,298 D, 426 S)	3.05

### BLOCK SOLOS

1. Mindy Martz	119
2. Rilla Delorier	118
3. Greta Jansson	98
4. Dana Spencer	92
5. Jessica Parsons	91
6. Kara Warner	80
7. Deanna Zwarich	75
8. Natalie Bausback	69
9. Anne Marie Hammers	65
10. Shannon Davis	64

### BLOCK ASSISTS

1. Rilla Delorier	440
2. Mindy Martz	412
3. Katie Oakes	384
4. Deanna Zwarich	381
5. Alexis Geocaris	375
6. Jessica Parsons	369
7. Shannon Davis	365
8. Jessica O'Shoney	346
9. Natalie Bausback	340
10. Shannon Boyle	303

### TOTAL BLOCKS

1. Rilla Delorier	118 BS, 440 BA	558
2. Mindy Martz	119 BS, 412 BA	531
3. Jessica Parsons	91 BS, 369 BA	460
4. Deanna Zwarich	75 BS, 381 BA	456
5. Katie Oakes	62 BS, 384 BA	446
6. Alexis Geocaris	68 BS, 375 BA	443
7. Shannon Davis	64 BS, 365 BA	429
8. Natalie Bausback	69 BS, 340 BA	409
9. Jessica O'Shoney	59 BS, 346 BA	405
10. Shannon Boyle	48 BS, 303 BA	351

### BLOCKS PER SET

1. Katie Oakes	(446 TB, 366 S)	1.22
<b>2. Milla Ciprian</b>	<b>(221 TB, 184 S)</b>	<b>1.20</b>
3. Alexis Geocaris	(443 TB, 376 S)	1.18
4. Kara Warner	(201 TB, 172 S)	1.17
5. Rilla DeLorier	(558 TB, 484 S)	1.15
6. Jessica Parsons	(460 TB, 413 S)	1.11
7. Mindy Martz	(531 TB, 498 S)	1.07
8. Deanna Zwarich	(456 TB, 455 S)	1.00
9. Jessica O'Shoney	(405 TB, 424 S)	0.96
10. Chino Anukwuem	(275 TB, 290 S)	0.95
11. Mallory Woolridge	(235 TB, 249 S)	0.94
12. Dana Spencer	(332 TB, 354 S)	0.94

### SETS PLAYED

1. Mindy Martz	498
2. Anne Marie Hammers	497
Missy Mikolajczak	497
4. Lexi Riccolo	487
5. Mary Frances Scott	485
6. Rilla Delorier	484
7. Haley Kole	461
8. Emily Rottman	459
9. Shannon Davis	458
10. Natalie Bausback	457

## SINGLE SEASON RECORDS

### DIGS

1. Anne Marie Hammers (1989)	758
2. Whitney Ashcraft (2003)	627
3. Melissa Caldwell (2004)	611
4. AJ Cushman (2010)	543
5. Emily Rottman (2013)	541
6. Anne Marie Hammers (1991)	529
7. Brittani Rendina (2008)	516
8. Whitney Ashcraft (2002)	499
9. Melissa Caldwell (2005)	497
10. Missy Mikolajczak (1989)	494

### DIGS PER SET

1. Melissa Caldwell (2004)	(611 D, 112 S)	5.46
2. Anne Marie Hammers (1989)	(758 D, 148 S)	5.12
3. Whitney Ashcraft (2003)	(627 D, 123 S)	5.10
4. AJ Cushman (2010)	(543 D, 111 S)	4.89
5. Melissa Caldwell (2007)	(487 D, 108 S)	4.51
6. Emily Rottman (2012)	(490 D, 112 S)	4.38
7. Brittani Rendina (2008)	(516 D, 121 S)	4.26
8. Anne Marie Hammers (1991)	(529 D, 125 S)	4.23
9. Whitney Ashcraft (2002)	(499 D, 118 S)	4.23
10. Emily Rottman (2013)	(541 D, 128 S)	4.23

### BLOCK SOLOS

1. Kara Warner (1989)	72
2. Rilla Delorier (1985)	46
3. Mindy Martz (1989)	45
4. Jessica Parsons (1998)	40
5. Greta Jansson (1991)	38
6. Rilla Delorier (1986)	34
Tamara Shulman (1996)	34
8. Mindy Martz (1988)	32
Stacey Anderson (1989)	32
Greta Jansson (1989)	32
Dana Spencer (1991)	32
Trudy Vandergrift (1981)	32

### BLOCK ASSISTS

1. Rilla Delorier (1988)	143
2. Mindy Martz (1989)	141
3. Katie Oakes (2006)	135
4. Rilla Delorier (1985)	132
5. Katie Oakes (2007)	129
6. Sydney Hill (2008)	127
7. Mindy Martz (1988)	126
8. Alexis Geocaris (2004)	125
9. Alexis Geocaris (2003)	124
10. Shannon Boyle (2003)	117

### TOTAL BLOCKS

1. Kara Warner (1989)	(72 BS, 116 BA)	188
2. Mindy Martz (1989)	(45 BS, 141 BA)	186
3. Rilla Delorier (1985)	(46 BS, 132 BA)	178
4. Rilla Delorier (1988)	(26 BS, 143 BA)	169
5. Katie Oakes (2006)	(28 BS, 135 BA)	163
6. Mindy Martz (1988)	(32 BS, 126 BA)	158
7. Alexis Geocaris (2003)	(27 BS, 124 BA)	151
Jessica Parsons (1998)	(40 BS, 111 BA)	151
9. Alexis Geocaris (2004)	(22 BS, 145 BA)	147
10. Natalie Bausback (2015)	(27 BS, 115 BA)	142

### BLOCKS PER SET

1. Katie Oakes (2006)	(163 TB, 101 S)	1.61
2. Rilla DeLorier (1988)	(169 TB, 116 S)	1.46
3. Mindy Martz (1988)	(158 TB, 111 S)	1.42
<b>4. Milla Ciprian (2018)</b>	<b>(105 TB, 78 S)</b>	<b>1.35</b>
5. Alexis Geocaris (2004)	(147 TB, 112 S)	1.34
Rilla DeLorier (1985)	(178 TB, 133 S)	1.34
7. Kara Warner (1989)	(188 TB, 149 S)	1.26
8. Mindy Martz (1989)	(186 TB, 149 S)	1.25
Alexis Geocaris (2003)	(151 TB, 123 S)	1.23
10. Deanna Zwarich (2000)	(139 TB, 114 S)	1.22

## MATCH RECORDS

### DIGS

1. Whitney Ashcraft at UNC - 11/8/03	42
Whitney Ashcraft vs. Syracuse - 9/13/03	42
3. Anne Marie Hammers vs. NC State - 11/1/91	41
4. Emily Rottman vs. Clemson - 11/3/12	40
5. Anne Marie Hammers vs. Duke - 11/7/89	38
Brittani Rendina vs. Duke - 10/17/08	38
7. Melissa Caldwell vs. Duke - 9/26/04	37
Anne Marie Hammers vs. Penn - 9/15/89	37
9. Melissa Caldwell vs. Duke - 10/20/07	36
Melissa Caldwell vs. Maryland - 10/26/04	36

### BLOCK SOLOS

1. Kara Warner vs. Penn - 9/15/89	7
Kara Warner vs. West Virginia - 9/1/89	7
3. Dana Spencer vs. Virginia Tech - 9/21/90	6
Mindy Martz vs. Hofstra - 10/6/89	6
Kara Warner vs. Hofstra - 9/9/89	6
6. Tamara Shulman vs. Clemson - 11/2/96	5
Greta Jansson vs. Maryland - 11/22/91	5
Kara Warner vs. Temple - 9/9/89	5
Natalie Buasback vs. St. Louis - 9/11/15	5

### BLOCK ASSISTS

1. Kara Warner vs. West Virginia - 9/1/89	15
2. Katie Oakes vs. Florida State - 9/20/07	14
3. Abby Whittenburg vs. Liberty - 10/10/00	12
4. Jessica O'Shoney vs. George Wash. - 9/4/10	11
Deanna Zwarich vs. UNC - 10/6/98	11
<b>6. Milla Ciprian vs. Boston College - 10/5/18</b>	<b>10</b>
Marlow Bruneau vs. Florida St. - 11/20/07	10
Katie Oakes vs. Temple - 9/1/07	10
Shannon Davis vs. North Carolina - 9/22/06	10
Alexis Geocaris vs. Cincinnati - 9/18/04	10
Shannon Boyle vs. Maryland - 10/27/01	10
Shannon Wahlers vs. Tennessee - 9/1/96	10
Mindy Martz vs. West Virginia - 9/1/89	10
Sydney Hill at Maryland - 10/4/08	10
Shannon Davis at North Carolina - 10/10/08	10

### TOTAL BLOCKS

1. Kara Warner vs. West Virginia - 9/1/89	22
2. Katie Oakes vs. Florida State - 11/20/07	14
<b>3. Milla Ciprian vs. Boston College - 10/5/18</b>	<b>13</b>
4. Jessica O'Shoney vs. George Wash. - 9/4/10	12
Abby Whittenburg vs. Liberty - 10/10/00	12
Deanna Zwarich vs. UNC - 10/6/98	12
Tamara Shulman vs. Duke - 10/26/96	12
Mindy Martz vs. West Virginia - 9/1/89	12
9. Katie Oakes vs. Maryland - 9/30/06	11
Alexis Geocaris vs. Cincinnati - 9/18/04	11
Shannon Boyle vs. Maryland - 10/27/01	11
Jessica Parsons vs. Iowa State - 9/20/97	11
Natalie Bausback vs. Alabama - 9/12/15	11



## OFFENSIVE RECORDS

**KILLS**

1. Sarah Kirkwood (2004).....	554
2. Haley Kole (2013).....	430
3. Courtney Stanton (1992).....	425
4. Paige Davis (2000).....	410
5. Jasmine Burton (2013).....	380
6. Lauren Dickson (2006).....	372
7. Kara Warner (1989).....	317
8. Lindsay Osco (2003).....	303
9. Shannon Davis (2005).....	301
Cheri Hughes (1993).....	301
Anna Walsh (2015).....	301

**KILLS PER SET**

1. Sarah Kirkwood (2004).....	4.95
2. Courtney Stanton (1992).....	3.73
3. Lauren Dickson (2006).....	3.44
4. Paige Davis (2000).....	3.42
5. Haley Kole (2013).....	3.39
6. McKenzie Adams (2010).....	3.03
7. Jasmine Burton (2013).....	2.97
8. Greta Jansson (1988).....	2.93
<b>9. Sarah Billiard (2017).....</b>	<b>2.84</b>
10. Cheri Hughes (1993).....	2.71

**ATTACK ATTEMPTS**

1. Sarah Kirkwood (2004).....	1,419
2. Haley Kole (2013).....	1,149
3. Paige Davis (2000).....	1,141
4. Courtney Stanton (1992).....	1,034
5. Natalie Bausback (2012).....	998
6. Lauren Dickson (2006).....	971
7. Jasmine Burton (2013).....	933
8. Lindsay Osco (2003).....	926
<b>9. Alex Spencer (2017).....</b>	<b>864</b>
10. Cheri Hughes (1993).....	813

**HITTING PERCENTAGE**

1. Anna Walsh (2015).....	.354
2. Greta Jansson (1988).....	.303
3. Shannon Davis (2005).....	.292
4. Mindy Martz (1986).....	.274
5. Sarah Kirkwood (2004).....	.264
6. Jasmine Burton (2013).....	.259
7. Lauren Dickson (2006).....	.251
8. Dana Bulteman (1993).....	.243
9. Kara Warner (1989).....	.243
10. Chino Anukwuem (2016).....	.240

**ASSISTS**

1. Mary Frances Scott (1996).....	1598
2. Abby Whittenburg (2000).....	1337
3. Emily Kirkwood (2003).....	1120
4. Dana Bulteman (1993).....	1105
5. Rachel Gray (2009).....	1089
6. Kelly Irvin (2007).....	1061
7. Jennifer Wineholt (2016).....	1009
<b>8. Megan Wilson (2017).....</b>	<b>861</b>
9. Katherine Snediker (1995).....	636
10. Kathy Bell (1991).....	579

**ASSISTS PER SET**

1. Mary Frances Scott (1996).....	12.78
2. Abby Whittenburg (2000).....	11.24
3. Dana Bulteman (1993).....	9.87
4. Rachel Gray (2009).....	9.81
5. Jennifer Wineholt (2016).....	9.26
6. Emily Kirkwood (2003).....	9.11
7. Kelly Irvin (2007).....	8.77
<b>8. Megan Wilson (2017).....</b>	<b>8.05</b>
9. Kathy Bell (1991).....	7.72
10. Katherine Snediker (1995).....	7.57

**SERVICE ACES**

1. Laura Coleman (1981).....	74
2. Sue Mattwell (1981).....	73
3. Andrea Fischer (1997).....	44
4. Dana Bulteman (1993).....	43
Mary Frances Scott (1996).....	43
Kara Warner (1989).....	43
7. Sarah Kirkwood (2004).....	40
8. Whitney Bilger (1996).....	37
Melissa Mikolajczak (1987).....	37
9. Melissa Caldwell (2004).....	35
10. Lauren Dickson (2006).....	34
Lindsay Osco (2003).....	34

## DEFENSIVE RECORDS

**DIGS**

1. Melissa Caldwell (2004).....	611
2. Kara Warner (1989).....	419
3. Courtney Stanton (1992).....	401
4. Paige Davis (2000).....	396
5. Lindsay Osco (2003).....	376
6. Cheri Hughes (1993).....	369
7. Mary Frances Scott (1996).....	353
8. Emily Rottman (2010).....	334
9. Kelly Irvin (2007).....	282
10. Whitney Ashcraft (2000).....	277

**DIGS PER SET**

1. Melissa Caldwell (2004).....	5.46
2. Courtney Stanton (1992).....	3.52
3. Lindsay Osco (2003).....	3.33
4. Cheri Hughes (2003).....	3.32
5. Paige Davis (2000).....	3.30
6. Emily Rottman (2010).....	3.01
7. Mary Frances Scott (1996).....	2.82
8. Kara Warner (1989).....	2.81
9. Sydney Shelton (2011).....	2.72
10. AJ Cushman (2007).....	2.43

**BLOCK SOLOS**

1. Kara Warner (1989).....	72
2. Rilla Delorier (1985).....	46
3. Laura Coleman (1981).....	30
4. Teresa Sarno (1992).....	29
5. Mindy Martz (1986).....	23
6. Tamara Shulman (1995).....	20
7. Anne Marie Hammers (1988).....	16
Anna Walsh (2015).....	16
8. Shannon Davis (2005).....	14
Mary Frances Scott (1996).....	14
Courtney Stanton (1992).....	14

**BLOCK ASSISTS**

1. Rilla Delorier (1985).....	132
2. Kara Warner (1989).....	116
<b>3. Milla Ciprian (2018).....</b>	<b>95</b>
4. Deanna Zwarich (1997).....	85
4. Anna Walsh (2015).....	84
5. Kendahl Voelker (2007).....	80
6. Jessica O'Shoney (2009).....	79
Kiley Banker (2016).....	79
8. Shannon Davis (2005).....	77
9. Kat Young (2016).....	70
10. Abby Whittenburg (2000).....	69

**TOTAL BLOCKS**

1. Kara Warner (1989).....	188
2. Rilla Delorier (1985).....	178
<b>3. Milla Ciprian (2018).....</b>	<b>105</b>
4. Deanna Zwarich (1997).....	100
Anna Walsh (2015).....	100
6. Teresa Sarno (1992).....	93
7. Shannon Davis (2005).....	91
8. Mindy Martz (1986).....	90
9. Jessica O'Shoney (2009).....	86
Kendahl Voelker (2007).....	86
Kiley Banker (2016).....	86

**BLOCKS PER SET**

<b>1. Milla Ciprian (2018).....</b>	<b>1.35</b>
2. Rilla Delorier (1985).....	1.34
3. Kara Warner (1989).....	1.20
4. Mallory Woolridge (2010).....	1.08
5. Shannon Boyle (2000).....	0.95
6. Alexis Geocarlis (2001).....	0.93
7. Deanna Zwarich (1997).....	0.91
8. Anna Walsh (2015).....	0.86
9. Jessica O'Shoney (2009).....	0.84
Jessica Parsons (1996).....	0.84

## MATCH RECORDS

**KILLS**

1. McKenzie Adams vs. Clemson-10/3/10.....	29
--	----

**ATTACK ATTEMPTS**

1. Sarah Kirkwood vs. Duke-9/26/04.....	83
---	----

**ATTACK PERCENTAGE**

1. Chino Anukwuem vs. Saint Louis-9/9/16.....	.833
---	------

**ASSISTS**

1. Emily Kirkwood vs. UNC-11/8/03.....	81
--	----

**SERVICE ACES**

1. Andrea Fischer vs. Wake Forest-10/27/97.....	7
---	---

**DIGS**

1. Melissa Caldwell vs. Duke-9/26/04.....	37
---	----

**BLOCK SOLOS**

1. Kara Warner vs. Penn-9/15/89.....	7
--------------------------------------	---

**BLOCK ASSISTS**

1. Kara Warner vs. West Virginia-9/1/89.....	15
--	----

**TOTAL BLOCKS**

1. Kara Warner vs. West Virginia-9/1/89.....	22
--	----



SINGLE MATCH TEAM RECORDS

KILLS
1. at Duke - 10/13/96 ..... 95
2. at William & Mary - 11/1/95..... 94
3. at George Mason - 11/9/91 ..... 92
Duke - 9/19/00 ..... 92
5. James Madison - 9/23/89 ..... 90

ATTEMPTS

1. at Duke - 10/13/96 ..... 274
2. at UNC - 11/8/03 ..... 269
3. vs. Rice - 9/19/99 ..... 267
4. Alabama - 9/4/99 ..... 263
5. at Wake Forest - 11/17/00 ..... 259

ATTACK PERCENTAGE

1. vs. Gardner-Webb - 9/20/03 .489
2. at Liberty - 9/19/95 ..... .487
3. G. Washington - 11/7/90 ..... .476
4. George Mason - 9/18/10 ..... .473
5. Georgia Tech - 11/10/90 ..... .466

ASSISTS

1. at Duke - 10/13/96 ..... 91
at Clemson - 11/7/98 ..... 91
2. at UNC - 11/8/03 ..... 86
3. at Clemson - 11/7/98 ..... 85
4. at Rice - 9/11/99 ..... 83
vs. George Mason - 11/1/91 ..... 83

DIGS

1. NC State - 11/1/91 ..... 152
2. at UNC - 11/8/03 ..... 141
3. at Duke - 10/13/96 ..... 134
4. at San Diego - 10/16/89 ..... 133
5. at UNC - 11/11/94 ..... 126

SERVICE ACES\*

1. West Virginia - 10/27/96 ..... 17
2. vs. Missouri - 9/16/95 ..... 16
3. Seven times ..... 15

TOTAL BLOCKS\*

1. Drexel - 9/6/96 ..... 23
Florida State - 9/20/07 ..... 23
vs. Maryland - 9/30/06 ..... 23
4. vs. Cincinnati - 9/18/04 ..... 21
Boston College - 11/6/16 ..... 21
6. Florida State - 11/5/04 ..... 20
Drexel - 9/6/96 ..... 20
at Maryland - 9/30/06 ..... 20
Virginia Tech - 11/9/18 ..... 20
10. at Wake Forest - 11/17/00 ..... 19
Iowa State - 9/20/97 ..... 19
Duke - 10/26/96 ..... 19
at Hofstra - 9/6/91 ..... 19
Boston College - 10/5/18 ..... 19

BLOCK SOLOS\*

1. Virginia Tech - 9/21/90 ..... 15
2. Maryland - 11/22/91 ..... 11
3. Drexel - 9/6/96 ..... 9
4. vs. American - 12/2/99 ..... 8
at Clemson - 11/2/96 ..... 8
G. Washington - 11/7/90 ..... 8

BLOCK ASSISTS\*

1. vs. Cincinnati 9/18/04 ..... 36
2. at Florida State 11/5/04 ..... 34
Virginia Tech - 11/9/18 ..... 34
4. at Liberty - 10/10/00 ..... 32
DePaul - 10/14/88 ..... 32

\*records incomplete prior to 1994

ALL-TIME TEAM MATCH RECORDS

3 - SET MATCH TEAM RECORDS

KILLS
1. Florida State - 10/14/06 ..... 60
North Carolina - 10/14/07 ..... 60
Duke - 10/22/04 ..... 60
4. at Notre Dame - 11/22/13 ..... 57
5. East Carolina - 09/02/11 ..... 55

ATTACK ATTEMPTS

1. Clemson - 11/2/07 ..... 169
2. at Boston College - 11/5/05 ..... 159
3. at North Carolina - 11/9/07 ..... 157
4. at Clemson - 10/5/12 ..... 137
5. North Carolina - 11/21/15 ..... 134

ATTACK PERCENTAGE

1. vs. Gardner - Webb - 9/20/03 .489
2. at Liberty - 9/19/95 ..... .487
3. George Washington - 11/7/90 .476
4. George Mason - 9/18/10 ..... .473
5. Georgia Tech - 11/10/90 ..... .466

ASSISTS

1. Duke - 10/22/04 ..... 59
2. Florida State - 10/14/06 ..... 58
3. Georgia Tech - 11/25/06 ..... 57
4. at Notre Dame - 11/22/13 ..... 55
5. at Boston College - 10/16/15 ..... 52

DIGS

1. at North Carolina - 11/9/07 ..... 83
2. at Duke - 10/21/03 ..... 71
3. at North Carolina - 10/23/10 ..... 69
Clemson - 11/02/07 ..... 69
5. at Notre Dame - 11/12/17 ..... 66

SERVICE ACES\*

1. West Virginia - 10/27/96 ..... 17
2. Maryland - 11/03/06 ..... 15
William & Mary - 09/07/02 ..... 15
4. vs. Centenary - 08/26/06 ..... 14
Miami - 11/12/05 ..... 14
Appalachian State - 09/16/05 ..... 14

TOTAL BLOCKS\*

1. vs. Maryland - 9/30/06 ..... 19
2. Stanford - 08/31/01 ..... 13.0
William & Mary - 09/07/02 ..... 13.0
vs. Marquette - 09/09/06 ..... 13.0
Georgia Tech - 11/14/15 ..... 13.0
Georgia Tech - 10/07/16 ..... 13.0
Wake Forest - 10/28/18 ..... 13.0

BLOCK SOLOS\*

1. vs. George Washington - 11/7/90 . 8

\*records incomplete prior to 1994

4 - SET MATCH TEAM RECORDS

KILLS
1. at Duke - 10/13/96 ..... 95
2. Duke - 10/07/05 ..... 79
3. Davidson - 09/07/01 ..... 77
4. at Miami - 11/11/06 ..... 75
5. at Virginia Tech - 10/23/13 ..... 71

ATTACK ATTEMPTS

1. at Duke - 10/13/96 ..... 274
2. at Duke - 11/19/05 ..... 225
3. at Duke - 09/26/04 ..... 223
4. vs. N. Carolina - 11/22/02 ..... 217
at North Carolina - 10/01/04 ..... 217

ATTACK PERCENTAGE

1. George Mason - 9/22/90 ..... .459
2. at Notre Dame - 10/27/13 ..... .363
3. Liberty - 09/17/05 ..... .362
4. at Miami - 11/11/06 ..... .357

ASSISTS

1. at Duke - 10/13/96 ..... 91
2. Duke - 10/07/05 ..... 76
3. at Miami - 11/11/06 ..... 71
4. Florida State - 10/09/04 ..... 70
5. at Virginia Tech - 10/23/13 ..... 66

DIGS

1. at Duke - 10/13/96 ..... 134
2. vs. N. Carolina - 11/22/02 ..... 110
3. at Duke - 11/19/05 ..... 107
4. at N. Carolina - 10/01/04 ..... 105
5. at Duke - 10/15/16 ..... 97

SERVICE ACES\*

1. NC State - 10/11/03 ..... 15
East Carolina - 9/2/06 ..... 15
Pittsburgh - 10/02/15 ..... 15
4. vs Troy - 09/12/15 ..... 10
at Florida State - 09/22/17 ..... 10

TOTAL BLOCKS\*

1. Drexel - 9/6/96 ..... 23
Florida State - 9/20/07 ..... 23
3. vs. Cincinnati - 09/18/04 ..... 21.0
4. N. Carolina - 09/22/06 ..... 18.0
5. at NC State - 10/15/11 ..... 16.0
Wake Forest - 10/20/12 ..... 16.0

BLOCK SOLOS\*

1. Drexel - 9/6/96 ..... 9

BLOCK ASSISTS\*

1. vs. Cincinnati 9/18/04 ..... 36

\*records incomplete prior to 1994

5 - SET MATCH TEAM RECORDS

KILLS
1. at William & Mary - 11/1/95 ..... 94
2. at N. Carolina - 11/08/03 ..... 88
3. Clemson - 11/25/05 ..... 87
4. Georgia Tech - 10/21/06 ..... 85
5. at American - 09/19/15 ..... 73

ATTACK ATTEMPTS

1. at N. Carolina - 11/08/03 ..... 269
2. Alabama - 09/04/99 ..... 263
3. at N. Carolina - 10/27/06 ..... 251
4. at Virginia Tech - 10/09/07 ..... 241
5. at Maryland - 09/30/11 ..... 197

ATTACK PERCENTAGE

1. Clemson - 11/25/05 ..... .351
2. Georgia Tech - 10/21/06 ..... 0.291
3. Clemson - 10/03/10 ..... 0.279

ASSISTS

1. at Clemson - 11/7/98 ..... 91
2. at N. Carolina - 11/08/03 ..... 86
3. Clemson - 11/25/05 ..... 82
at N. Carolina - 10/27/06 ..... 82
5. at American - 09/19/15 ..... 69

DIGS

1. NC State - 11/1/91 ..... 152
2. at N. Carolina - 11/08/03 ..... 141
3. Duke - 10/17/08 ..... 126
4. at N. Carolina - 10/27/06 ..... 121
5. at Notre Dame - 11/13/16 ..... 99

SERVICE ACES\*

1. vs. Missouri - 9/16/95 ..... 16
2. Florida State - 11/11/05 ..... 15
3. Albany - 09/17/05 ..... 14
4. at James Madison - 11/21/01 ..... 13
Wake Forest - 10/23/04 ..... 13

TOTAL BLOCKS\*

1. Boston College - 11/06/16 ..... 21.0
2. Florida State - 11/05/04 ..... 20.0
Virginia Tech - 11/9/18 ..... 20.0
4. Boston College - 10/05/18 ..... 19.0
Duke - 10/26/96 ..... 19.0
6. at Virginia Tech - 10/09/07 ..... 18.0
at N. Carolina - 10/10/08 ..... 18.0

BLOCK SOLOS\*

1. Virginia Tech - 9/21/90 ..... 15

BLOCK ASSISTS\*

1. at Florida State - 11/5/04 ..... 34
Virginia Tech - 11/9/18 ..... 34

\*records incomplete prior to 1994



**SINGLE MATCH TEAM RECORDS**

**RALLY-SCORING ERA**

**KILLS**

- 1. at North Carolina – 11/8/03..... 88
- 2. Clemson – 11/25/05..... 87
- 3. Georgia Tech – 10/21/06..... 85
- 4. Duke – 10/7/05..... 79
- 5. Davidson – 9/7/01..... 77

**ATTEMPTS**

- 1. at North Carolina – 11/8/03..... 269
- 2. at North Carolina – 10/27/06..... 251
- 3. at Virginia Tech – 10/9/07..... 241
- 4. at Duke – 11/19/05..... 225
- 5. at Duke – 9/26/04..... 223

**ATTACK PERCENTAGE**

- 1. vs. Gardner – Webb – 9/20/03 .489
- 2. George Mason – 9/18/10 ..... 473
- 3. at Boston College – 11/26/14. .453
- 4. at Notre Dame – 10/27/13 .... .363
- 5. Liberty – 9/17/05 ..... .362

**ASSISTS**

- 1. at North Carolina – 11/8/03..... 86
- 2. Clemson – 11/25/05..... 82
- Georgia Tech – 10/21/06..... 82
- at N. Carolina; 10/27/06 ..... 82
- 5. Duke – 10/7/05..... 76

**DIGS**

- 1. at North Carolina – 11/8/03..... 141
- 2. Duke – 10/17/08..... 126
- 3. at North Carolina – 10/27/06.... 121
- 4. vs. North Carolina – 11/22/02 ..110
- 5. at Duke – 11/19/05..... 107

**SERVICE ACES**

- 1. Maryland – 11/3/06..... 15
- William & Mary – 9/7/02 ..... 15
- NC State – 10/11/03..... 15
- East Carolina – 9/2/06 ..... 15
- Florida State – 11/11/05 ..... 15

**TOTAL BLOCKS**

- 1. Florida State – 9/20/07 ..... 23
- 2. vs. Cincinnati – 9/18/04 ..... 21
- 3. Boston College; 11/06/16 ..... 21.0
- 4. Florida State; 11/05/04..... 20.0
- Virginia Tech – 11/9/18..... 20.0
- 6. at Maryland – 9/30/06..... 19
- Boston College; 10/05/18 ..... 19.0

**TEAM MATCH RECORDS AFTER RALLY SCORING (SINCE 2001)**

**3 – SET MATCH TEAM RECORDS**

**KILLS**

- 1. Florida State – 10/14/06 ..... 60
- North Carolina – 10/14/07 ..... 60
- Duke – 10/22/04 ..... 60
- 4. at Notre Dame – 11/22/13..... 57
- 5. East Carolina – 09/02/11 ..... 55

**ATTACK ATTEMPTS**

- 1. Clemson – 11/2/07 ..... 169
- 2. at Boston College – 11/5/05..... 159
- 3. at North Carolina – 11/9/07 ..... 157
- 4. at Clemson – 10/05/12 ..... 137
- 5. North Carolina – 11/21/15..... 134

**ATTACK PERCENTAGE**

- 1. vs. Gardner – Webb – 9/20/03 .489
- 2. George Mason – 9/18/10 ..... 473
- 3. at Boston College – 11/26/14. .453

**ASSISTS**

- 1. Duke – 10/22/04 ..... 59
- 2. Florida State – 10/14/06 ..... 58
- 3. Georgia Tech – 11/25/06..... 57
- 4. at Notre Dame – 11/22/13 ..... 55
- 5. at Boston College – 10/16/15..... 52

**DIGS**

- 1. at North Carolina – 11/9/07 ..... 83
- 2. at Duke – 10/21/03..... 71
- 3. at North Carolina – 10/23/10 ..... 69
- Clemson – 11/2/07 ..... 69
- 5. at Notre Dame – 11/12/17 ..... 66

**SERVICE ACES**

- 1. Maryland – 11/3/06..... 15
- William & Mary – 9/7/02 ..... 15
- 3. vs. Centenary – 8/26/06 ..... 14
- Miami – 11/12/05 ..... 14
- Appalachian State – 9/16/05 ..... 14

**TOTAL BLOCKS**

- 1. at Maryland – 9/30/06..... 19
- 2. #10 Stanford – 8/31/01 ..... 13
- William & Mary – 9/7/02 ..... 13
- vs. Marquette – 9/9/06..... 13
- Georgia Tech – 11/14/15 ..... 13.0
- Georgia Tech – 10/7/16 ..... 13

**4 – SET MATCH TEAM RECORDS**

**KILLS**

- 1. Duke – 10/7/05..... 79
- 2. Davidson – 9/7/01..... 77
- 3. at Miami – 11/11/06 ..... 75
- 4. at Virginia Tech – 10/23/13..... 71
- 5. at Ohio – 09/11/11 ..... 69

**ATTACK ATTEMPTS**

- 1. at Duke – 11/19/05..... 225
- 2. at Duke – 9/26/04..... 223
- 3. vs. North Carolina – 11/22/02 ..217
- at North Carolina – 10/1/04..... 217
- 5. at Duke – 10/15/16..... 195

**ATTACK PERCENTAGE**

- 1. at Notre Dame – 10/27/13 ..... .363
- 2. Liberty – 9/17/05 ..... .362
- 3. at Miami – 11/11/06 ..... .357

**ASSISTS**

- 1. Duke – 10/7/05..... 76
- 2. at Miami – 11/11/06 ..... 71
- 3. Florida State – 10/9/04 ..... 70
- 4. at Virginia Tech – 10/23/13..... 66
- 5. James Madison – 08/31/13..... 65
- Clemson – 09/26/14 ..... 65

**DIGS**

- 1. vs. North Carolina – 11/22/02 ..110
- 2. at Duke – 11/19/05..... 107
- 3. at North Carolina – 10/1/04..... 105
- 4. at Duke – 10/15/16..... 97
- 5. Clemson – 11/03/12 ..... 91

**SERVICE ACES**

- 1. NC State – 10/11/03..... 15
- East Carolina – 9/2/06 ..... 15
- Pittsburgh – 10/2/15 ..... 15
- 4. vs. Troy – 09/12/15 ..... 10
- at Florida State – 09/22/17 ..... 10

**TOTAL BLOCKS**

- 1. Florida State – 9/20/07 ..... 23
- 2. vs. Cincinnati – 9/18/04 ..... 21
- 3. North Carolina – 9/22/06..... 18
- 4. at NC State – 10/15/11..... 16.0
- Wake Forest – 10/20/12 ..... 16.0

**5 – SET MATCH TEAM RECORDS**

**KILLS**

- 1. at North Carolina – 11/8/03..... 88
- 2. Clemson – 11/25/05 ..... 87
- 3. Georgia Tech – 10/21/06 ..... 85
- 4. at American; 09/19/15 ..... 73
- 5. Virginia Tech; 11/25/16 ..... 71

**ATTACK ATTEMPTS**

- 1. at North Carolina – 11/8/03..... 269
- 2. at North Carolina – 10/27/06.... 251
- 3. at Virginia Tech – 10/9/07 ..... 241
- 4. at Maryland; 09/30/11 ..... 197
- 5. Duke; 09/24/16 ..... 191

**ATTACK PERCENTAGE**

- 1. Clemson – 11/25/05 ..... .351
- 2. Georgia Tech – 10/21/06 ..... .291
- 3. Clemson – 10/3/10 ..... .279

**ASSISTS**

- 1. at North Carolina – 11/8/03..... 86
- 2. Clemson – 11/25/05 ..... 82
- Georgia Tech – 10/21/06 ..... 82
- at N. Carolina; 10/27/06 ..... 82
- 4. at American; 09/19/15 ..... 69
- 5. Boston College; 10/05/18 ..... 68

**DIGS**

- 1. at North Carolina – 11/8/03..... 141
- 2. Duke – 10/17/08..... 126
- 3. at North Carolina – 10/27/06.... 121
- 4. at Notre Dame; 11/13/16 ..... 99
- 5. at Maryland; 09/30/11 ..... 93

**SERVICE ACES**

- 1. Florida State – 11/11/05 ..... 15
- 2. UAlbany – 9/17/05 ..... 14
- 3. at James Madison – 11/21/01.... 13
- Wake Forest – 10/23/04 ..... 13
- 5. UNCW; 09/07/18 ..... 10

**TOTAL BLOCKS**

- 1. Boston College; 11/06/16 ..... 21.0
- 2. Florida State; 11/05/04 ..... 20.0
- Virginia Tech – 11/9/18..... 20.0
- 4. Boston College; 10/05/18 ..... 19.0
- 5. at Virginia Tech; 10/09/07 ..... 18.0
- at N. Carolina; 10/10/08 ..... 18





# INDIVIDUAL MATCH RECORDS

## ALL-TIME INDIVIDUAL MATCH RECORDS

### 3 – SET MATCH RECORDS

**KILLS**

1. Sarah Kirkwood, Maryland – 10/6/07 ..... 25
2. Sarah Kirkwood, William & Mary – 09/01/04 ..... 22
3. Sarah Kirkwood, Norfolk State – 09/01/07 ..... 22
4. Tori Janowski, Montana – 08/31/13 ..... 21
5. Sarah Billiard, Ohio – 09/09/17 ..... 18

**ATTACK ATTEMPTS**

1. Simone Asque, at Maryland – 10/23/09 ..... 49
2. Lauren Dickenson, at UNLV – 08/25/07 ..... 48
3. Sarah Kirkwood, at Michigan – 09/08/06 ..... 48
4. Alex Spencer, at Notre Dame – 11/12/17 ..... 46
5. Sarah Billiard, Ohio – 09/09/17 ..... 46

**ATTACK PERCENTAGE**

1. Amy Mitchell at Liberty – 9/19/95 ..... .923
2. Shannon Boyle, vs. Boise State – 09/19/03 ..... .909
3. Natalie Bausback, vs BC – 11/26/14 ..... .733
4. Sarah Kirkwood, vs Centenary – 08/26/06 ..... .706
5. Shannon Boyle, vs UAB – 08/29/03 ..... .706

**ASSISTS**

1. Stacey Anderson, William & Mary – 9/23/89 ..... 73
2. Emily Kirkwood, Clemson – 11/12/04 ..... 52
3. Emily Kirkwood, at Georgia Tech – 11/25/06 ..... 52
4. Emily Kirkwood, Florida State – 10/14/06 ..... 51
5. Emily Kirkwood, Duke – 10/24/04 ..... 51

**SERVICE ACES**

1. Sarah Kirkwood, App. St. – 9/16/05 ..... 9
2. Paige Davis, at James Madison – 09/02/03 ..... 6
3. Sarah Kirkwood, Centenary – 08/26/06 ..... 6
4. Sarah Kirkwood, NC State – 10/12/07 ..... 6
5. Sarah Kirkwood, NC State – 10/28/06 ..... 6

**DIGS**

1. Melissa Caldwell, Clemson – 11/12/04 ..... 27
2. Kelsey Miller, at Notre Dame – 11/12/17 ..... 26
3. Lexi Riccolo, N. Carolina – 11/21/15 ..... 24
4. Melissa Caldwell, Clemson – 11/02/07 ..... 24
5. Emily Rottman, East Carolina – 09/02/11 ..... 23

**BLOCK SOLOS**

1. Kara Warner vs. Hofstra – 9/9/89 ..... 6

**TOTAL BLOCKS**

1. Katie Oakes at Maryland – 9/30/06 ..... 11
2. Emily Perilli, Boston College – 09/30/05 ..... 10
3. **Milla Ciprian, Wake Forest – 10/28/18 ..... 10**
4. Chino Anukwuem, Boston College – 11/22/19 ..... 10
5. Alexis Geocaris, at LSU – 08/29/03 ..... 9
6. Katie Oakes, vs Miami – 08/26/06 ..... 9
7. Katie Oakes, Miami – 11/12/05 ..... 9
8. Simona Kuipers, #10 Stanford – 08/31/01 ..... 9

### 4 – SET MATCH RECORDS

**KILLS**

1. Deanna Zwarich at Virginia Tech – 10/21/00 ..... 35
2. Simone Asque, vs Valparaiso – 08/27/10 ..... 30
3. Sarah Kirkwood, Duke – 10/07/05 ..... 29
4. Simone Asque, Wake Forest – 10/17/10 ..... 28
5. Sarah Kirkwood, at #20 Louisville – 09/03/04 ..... 28

**ATTACK ATTEMPTS**

1. Sarah Kirkwood vs. Duke – 9/26/04 ..... 83
2. Simone Asque, at Miami – 09/26/10 ..... 73
3. Haley Kole, at Duke – 10/15/16 ..... 73
4. Haley Kole, Wake Forest – 09/23/16 ..... 69
5. Simone Asque, vs Valparaiso – 09/27/10 ..... 69

**ATTACK PERCENTAGE**

1. Stacey Anderson, George Mason – 9/22/89 ..... .750
2. Jessica Parsons, Col. of Charleston – 11/9/96 ..... .750
3. Jessica O'Shoney, Ga Tech – 10/1/10 ..... .750
4. Jessica O'Shoney, vs Delaware – 09/28/10 ..... .619
5. Katie Oakes, vs Miss State – 09/10/05 ..... .609

**ASSISTS**

1. Emily Kirkwood, Duke – 11/7/05 ..... 69
2. Emily Kirkwood, at Virginia Tech – 11/01/05 ..... 65
3. Emily Kirkwood, Florida State – 10/09/04 ..... 63
4. Emily Kirkwood, Virginia Tech – 10/30/04 ..... 63
5. Lauren Fuller, Clemson – 09/26/14 ..... 58

**SERVICE ACES**

1. Kayla Sears, Pittsburgh – 10/2/15 ..... 9
2. Sarah Kirkwood, vs Texas Tech – 08/24/07 ..... 7
3. Sarah Kirkwood, Wake Forest – 10/08/05 ..... 7
4. Kayla Sears, Alabama – 09/06/14 ..... 5
5. Lauren Fuller, Notre Dame – 10/23/15 ..... 5
6. Megan Wilson, at Florida State – 09/22/17 ..... 5
7. Morgan Blair, Seton Hall – 09/20/13 ..... 5
8. Natalie Bausback, Pittsburgh – 10/02/15 ..... 5

**DIGS**

1. Whitney Ashcraft vs. Syracuse – 9/13/03 ..... 42
2. Emily Rottman, Clemson – 11/03/12 ..... 40
3. Melissa Caldwell, at Duke – 09/26/04 ..... 37
4. **Kelsey Miller, at Georgia Tech – 11/4/18 ..... 33**
5. Lexi Riccolo, at Duke – 10/15/16 ..... 30

**BLOCK SOLOS**

1. Kara Warner, West Virginia – 9/1/89 ..... 7

**BLOCK ASSISTS**

1. Kara Warner, West Virginia – 9/1/89 ..... 15

**TOTAL BLOCKS**

1. Kara Warner, West Virginia – 9/1/89 ..... 22
2. Katie Oakes, Florida State – 09/20/07 ..... 14
3. Alexis Geocaris, vs Cincinnati – 09/18/04 ..... 11
4. Natalie Bausback, at Alabama – 09/12/15 ..... 11
5. Mallory Woolridge, at NC State – 10/15/11 ..... 10

### 5 – SET MATCH RECORDS

**KILLS**

1. Deanna Zwarich, Duke – 9/19/00 ..... 40
2. McKenzie Adams, Clemson – 10/03/10 ..... 29
3. Simone Asque, Miami – 11/01/09 ..... 29
4. Haley Kole, Virginia Tech – 11/25/16 ..... 29
5. Paige Davis, at N. Carolina – 11/08/03 ..... 28

**ATTACK ATTEMPTS**

1. Simone Asque, Miami – 11/1/09 ..... 82
2. Sarah Kirkwood, Wake Forest – 11/23/07 ..... 75
3. Simone Asque, at Boston College – 10/24/09 ..... 75
4. Haley Kole, Duke – 09/24/16 ..... 67
5. Simone Asque, at Maryland – 09/30/11 ..... 64

**ATTACK PERCENTAGE**

1. Stacey Anderson, James Madison – 9/23/89 ..... .714
2. Jessica O'Shoney, Florida State – 10/31/10 ..... .650
3. Natalie Bausback, Youngstown St. – 09/12/14 ..... .533
4. Alexis Geocaris, Clemson – 11/10/01 ..... .522

**ASSISTS**

1. Emily Kirkwood at North Carolina – 11/8/03 ..... 81
2. Beth Wildermuth, Clemson – 10/03/10 ..... 73
3. Emily Kirkwood, Clemson – 11/25/05 ..... 72
4. Lauren Fuller, at Clemson – 11/02/13 ..... 60
5. Lauren Fuller, at Syracuse – 10/18/15 ..... 60

**SERVICE ACES**

1. Simone Asque, Virginia Tech – 9/17/10 ..... 7
2. Sarah Kirkwood, Albany – 09/17/05 ..... 6
3. **Jelena Novakovic, UNCW – 09/07/18 ..... 6**
4. Paige Davis, at James Madison – 11/21/01 ..... 5
5. Emily Kirkwood, Wake Forest – 10/23/04 ..... 5
6. Jenny Harmon, at James Madison – 11/21/01 ..... 5
7. Sarah Kirkwood, at Florida State – 11/10/06 ..... 5

**DIGS**

1. Whitney Ashcraft at North Carolina – 11/8/03 ..... 42
2. Brittani Rendina, Duke – 10/17/08 ..... 38
3. Melissa Caldwell, at Duke – 10/20/07 ..... 36
4. Melissa Caldwell, at Maryland – 10/26/04 ..... 36
5. Lexi Riccolo, at Notre Dame – 11/13/16 ..... 32

**BLOCK SOLOS**

1. Kara Warner, Penn – 9/15/89 ..... 7

**BLOCK ASSISTS**

1. Abby Whittenburg at Liberty – 10/10/00 ..... 12

**TOTAL BLOCKS**

1. **Milla Ciprian, Boston College – 10/05/18 ..... 13**
2. Abby Whittenburg, at Liberty – 10/10/00 ..... 12
3. Jessica O'Shoney, GW – 09/04/10 ..... 12
4. Shannon Boyle, Maryland – 10/27/01 ..... 11
5. Alexis Geocaris, at Florida State – 11/05/04 ..... 10
6. Shannon Davis, at Virginia Tech – 10/09/07 ..... 10
7. Shannon Davis, at N. Carolina – 10/10/08 ..... 10
8. Sydney Hill, vs Iowa – 09/06/08 ..... 10
9. Chino Anukwuem, vs Charleston – 09/17/16 ..... 10
10. Kat Young, Boston – 11/06/16 ..... 10
11. Kiley Banker, Boston – 11/06/16 ..... 10
12. Natalie Bausback, vs Saint Louis – 09/11/15 ..... 10



# INDIVIDUAL MATCH RECORDS SINCE RALLY SCORING (2001)

## 3 – SET MATCH RECORDS

**KILLS**

1. Sarah Kirkwood, Maryland – 10/6/07 .....25
2. Sarah Kirkwood, William & Mary – 9/1/04 .....22
3. Sarah Kirkwood, Norfolk St. – 9/1/07 .....22
4. Tori Janowski, Montana – 08/31/13 .....21
5. Sarah Billiard, Ohio – 09/09/17 .....18

**ATTACK ATTEMPTS**

1. Simone Asque at Maryland – 10/23/09 .....49
2. Lauren Dickenson at UNLV – 8/25/07 .....48
3. Sarah Kirkwood at Michigan – 9/8/06 .....48
4. Alex Spencer, at Notre Dame – 11/12/17 .....46
- Sarah Billiard, Ohio – 09/09/17 .....46

**ATTACK PERCENTAGE**

1. Shannon Boyle vs. Boise St. – 9/19/03. ....909
2. Natalie Bausback vs. BC – 11/26/14 .....733
3. Sarah Kirkwood vs. Centenary – 8/26/06 .....706
- Shannon Boyle vs. UAB – 8/29/03 .....706

**ASSISTS**

1. Emily Kirkwood, Clemson – 11/12/04 .....52
- Emily Kirkwood at Georgia Tech – 11/25/06 .....52
3. Emily Kirkwood, Florida State – 10/14/06 .....51
- Emily Kirkwood, Duke – 10/22/04 .....51
5. Lauren Fuller, at Boston College – 10/16/15 .....49

**SERVICE ACES**

1. Sarah Kirkwood, App. St. – 9/16/05 .....9
2. Paige Davis at James Madison – 9/2/03 .....6
- Sarah Kirkwood, Centenary – 8/26/06 .....6
- Sarah Kirkwood, NC State – 10/12/07 .....6
- Sarah Kirkwood, NC State – 10/28/06 .....6

**DIGS**

1. Melissa Caldwell, Clemson – 11/12/04 .....27
2. Kelsey Miller, at Notre Dame – 11/12/17 .....26
3. Lexi Riccolo, N. Carolina – 11/21/15 .....24
- Melissa Caldwell, Clemson – 11/02/07 .....24
5. Emily Rottman, East Carolina – 09/02/11 .....23

**TOTAL BLOCKS**

1. Katie Oakes at Maryland – 9/30/06 .....11
2. Emily Perilli, Boston College – 9/30/05 .....10
- Milla Ciprian, Wake Forest – 10/28/18 .....10**
- Chino Anukwuem, Boston College – 11/22/19 .....10
4. Alexis Geocaris at LSU – 8/29/03 .....9
- Katie Oakes vs. Miami – 8/26/06 .....9
- Katie Oakes, Miami – 11/12/05 .....9
- Simona Kuipers, #10 Stanford – 8/31/01 .....9

## 4 – SET MATCH RECORDS

**KILLS**

1. Simone Asque vs. Valparaiso – 8/27/10 .....30
2. Sarah Kirkwood, Duke – 10/7/05 .....29
3. Simone Asque, Wake Forest – 10/17/10 .....28
- Sarah Kirkwood at #20 Louisville – 9/3/04 .....28
5. Sarah Billiard, George Mason – 09/08/18 .....25

**ATTACK ATTEMPTS**

1. Sarah Kirkwood at Duke – 9/26/04 .....83
2. Simone Asque at Miami – 9/26/10 .....73
3. Simone Asque vs. Valparaiso – 9/27/10 .....69

**ATTACK PERCENTAGE**

1. Jessica O’Shoney, Ga Tech – 10/1/10 .....750
2. Jessica O’Shoney vs. Delaware – 9/28/10 .....619
3. Katie Oakes vs. Miss. St. – 9/10/05 .....609

**ASSISTS**

1. Emily Kirkwood, Duke – 11/7/05 .....69
2. Emily Kirkwood at Virginia Tech – 11/1/05 .....65
3. Emily Kirkwood, Florida State – 10/9/04 .....63
- Emily Kirkwood, Virginia Tech – 10/30/04 .....63
5. Lauren Fuller, Clemson – 09/26/14 .....58

**SERVICE ACES**

1. Kayla Sears, Pittsburgh – 10/2/15 .....9
2. Sarah Kirkwood vs. Texas Tech – 8/24/07 .....7
- Sarah Kirkwood, Wake Forest – 10/8/05 .....7
4. Kayla Sears, Alabama – 09/06/14 .....5
- Lauren Fuller, Notre Dame – 10/23/15 .....5
- Megan Wilson, at Florida State – 09/22/17 .....5
- Morgan Blair, Seton Hall – 09/20/13 .....5
- Natalie Bausback, Pittsburgh – 10/02/15 .....5

**DIGS**

1. Whitney Ashcraft vs. Syracuse – 9/13/03 .....42
2. Emily Rottman, Clemson – 11/3/12 .....40
3. Melissa Caldwell at Duke – 9/26/04 .....37
- 4. Kelsey Miller, at Georgia Tech – 11/4/18 .....33**
5. Lexi Riccolo, at Duke – 10/15/16 .....30

**TOTAL BLOCKS**

1. Kara Warner, West Virginia – 9/1/89 .....22
2. Katie Oakes, Florida State – 9/20/07 .....14
3. Alexis Geocaris vs. Cincinnati – 9/18/04 .....11
- Natalie Bausback, at Alabama – 09/12/15 .....11
4. Mallory Woolridge, at NC State – 10/15/11 .....10
5. Natalie Bausback, vs UIC – 08/29/14 .....9
- Natalie Bausback, vs Eastern Michigan – 08/30/14 .....9
- Natalie Bausback, Pittsburgh – 11/23/14 .....9

## 5-SET MATCH RECORDS

**KILLS**

1. McKenzie Adams, Clemson-10/3/10 ..... 29
- Simone Asque, Miami-11/1/09 ..... 29
3. Paige Davis at North Carolina-11/8/03 ..... 28
4. Paige Davis, at N. Carolina – 11/08/03 ..... 28
5. Haley Kole, Duke – 09/24/16 ..... 25
- Tori Janowski, Liberty – 09/15/12 ..... 25

**ATTACK ATTEMPTS**

1. Simone Asque, Miami-11/1/09 ..... 82
2. Sarah Kirkwood, Wake Forest-11/23/07 ..... 75
- Simone Asque at Boston College-10/24/09 ..... 75
4. Haley Kole, Duke – 09/24/16 ..... 67
5. Simone Asque, at Maryland – 09/30/11 ..... 64

**ATTACK PERCENTAGE**

1. Jess O’Shoney, FSU-10/31/10 .....650
2. Natalie Bausback vs. YSU .....533
3. Alexis Geocaris, Clem-11/10/01 .....522

**ASSISTS**

1. Emily Kirkwood at North Carolina-11/8/03 ..... 81
2. Beth Wildermuth, Clemson-10/3/10 ..... 73
3. Emily Kirkwood, Clemson-11/25/05 ..... 72
4. Lauren Fuller, at Clemson – 11/02/13 ..... 60
- Lauren Fuller, at Syracuse – 10/18/15 ..... 60

**SERVICE ACES**

1. Simone Asque, Virginia Tech-9/17/10 ..... 7
2. Sarah Kirkwood, UAlbany-9/17/05 ..... 6
- Jelena Novakovic, UNCW – 09/07/18 ..... 6**
3. Paige Davis at James Madison-11/21/01 ..... 5
- Emily Kirkwood, Wake Forest-10/23/04 ..... 5
- Jenny Harmon at James Madison-11/21/01 ..... 5
- Sarah Kirkwood at Florida State-11/10/06 ..... 5

**DIGS**

1. Whitney Ashcraft at UNC-11/8/03 ..... 42
2. Brittani Rendina, Duke-10/17/08 ..... 38
3. Melissa Caldwell at Duke-10/20/07 ..... 36
- Melissa Caldwell at Maryland-10/26/04 ..... 36
5. Lexi Riccolo, at Notre Dame – 11/13/16 ..... 32

**TOTAL BLOCKS**

- 1. Milla Ciprian, Boston College – 10/05/18 ..... 13**
2. Jessica O’Shoney, GW – 09/04/10 ..... 12
3. Shannon Boyle, Maryland – 10/27/01 ..... 11
4. Alexis Geocaris, at Florida State – 11/05/04 ..... 10
- Shannon Davis, at Virginia Tech – 10/09/07 ..... 10
- Shannon Davis, at N. Carolina – 10/10/08 ..... 10
- Sydney Hill, vs Iowa – 09/06/08 ..... 10
- Chino Anukwuem, vs Charleston – 09/17/16 ..... 10
- Kat Young, Boston – 11/06/16 ..... 10
- Kiley Banker, Boston – 11/06/16 ..... 10
- Natalie Bausback, vs Saint Louis – 09/11/15 ..... 10



## SINGLE SEASON TEAM RECORDS

### KILLS

	YEAR
1. 2,103	1996
2. 2,093	1989
3. 2,038	1998
3. 2,038	1998
4. 1,924	2005
5. 1,894	2003
6. 1,840	1999
7. 1,835	1991
8. 1,809	2000
9. 1,807	2007
10. 1,754	2004

### ATTEMPTS

1. 5,585	1996
2. 5,458	1998
3. 5,293	1994
4. 5,214	2007
5. 5,115	2000
6. 5,104	2003
7. 5,101	1989
8. 5,022	1991
9. 4,953	1999
10. 4,935	2005

### ATTACK PCT.

1. .260	1981
2. .259	1990
.259	1988
4. .249	2014
5. .244	1986
6. .242	2005
7. .241	1999
8. .238	2015
9. .236	1989
10. .232	2013

### ASSISTS

1. 1,844	1996
2. 1,800	1989
3. 1,783	1998
4. 1,769	2005
5. 1,728	2003
6. 1,674	2007
7. 1,663	1991
8. 1,650	2013
9. 1,649	1999
10. 1,632	2004

### DIGS

1. 2,901	1989
2. 2,346	1996
3. 2,283	1998
4. 2,253	1991
5. 2,156	2003
6. 2,154	1994
7. 2,088	2007
8. 1,949	2000
9. 1,933	1997
10. 1,892	2005

### SERVICE ACES

1. 417	1981
2. 403	1985
3. 308	1987
4. 270	1996
5. 267	2006
6. 266	1984
7. 251	1991
8. 250	2005
9. 239	1986
10. 232	1989

### TOTAL BLOCKS

1. 488.5	1989
2. 399.5	1988
3. 354	1985
4. 315.5	1996
5. 305.5	2000
6. 302.5	2003
7. 301	2006
8. 298	1998
9. 295	1991
10. 290	1997

### BLOCK SOLOS

1. 235	1989
2. 129	1988
3. 126	1985
4. 117	1991
5. 110	1990
6. 109	1996
7. 99	1986
8. 98	1981
9. 88	1992
10. 83	1998

### BLOCK ASSISTS

1. 541	1988
2. 507	1989
3. 485	2003
4. 476	2006
5. 471	2000
6. 466	2007
7. 456	1985
8. 450	1999
9. 436	2004
436	2013

## YEAR-BY-YEAR TEAM RECORD

Year	Overall Record	ACC Record	Head Coach
1979	8-16	-	Carol Davis
1980	3-27	-	Jane Foley Bell
1981	21-19	-	Jane Foley Bell
1982	15-22	0-6	Jane Foley Bell
1983	22-22	2-5	Jane Foley Bell
1984	19-16	4-3	Jane Foley Bell
1985	18-20	3-4	Jane Foley Bell
1986	16-20	2-5	Deb Tyson
1987	12-22	4-2	Deb Tyson
1988	21-15	2-4	Deb Tyson
1989	29-10	4-2	Deb Tyson
1990	17-14	2-4	Karen Uhler
1991	20-14	2-5	Karen Uhler
1992	12-20	1-6	Karen Uhler
1993	12-20	3-11	Karen Uhler
1994	10-24	1-13	Karen Uhler
1995	9-22	1-13	Melissa Aldrich
1996	24-11	7-9	Melissa Aldrich Shelton
1997	18-16	6-10	Melissa Aldrich Shelton
1998	26-8	12-4	Melissa Aldrich Shelton
1999	19-12	9-7	Melissa Aldrich Shelton
2000	16-15	8-8	Melissa Aldrich Shelton
2001	9-18	3-13	Melissa Aldrich Shelton
2002	9-25	2-14	Melissa Aldrich Shelton
2003	25-9	8-8	Melissa Aldrich Shelton
2004	19-11	8-8	Melissa Aldrich Shelton
2005	20-11	15-7	Melissa Aldrich Shelton
2006	23-8	16-6	Melissa Aldrich Shelton
2007	18-13	13-9	Melissa Aldrich Shelton
2008	17-15	9-11	Lee Maes
2009	12-19	7-13	Lee Maes
2010	14-16	8-12	Lee Maes
2011	10-20	4-16	Lee Maes
2012	9-22	3-17	Dennis Hohenshelt
2013	18-14	11-9	Dennis Hohenshelt
2014	17-14	10-8	Dennis Hohenshelt
2015	18-13	10-10	Dennis Hohenshelt
2016	7-25	4-16	Dennis Hohenshelt
2017	7-24	3-17	Aaron Smith
2018	8-20	4-14	Aaron Smith
2019	13-18	5-13	Aaron Smith

41 yrs. 640-700 216-342

### TRIPLE DOUBLES

Natalie Bausback	14 K, 12 D, 11 B	vs. Alabama	9/12/15
Tori Janowski	12 K, 12 D, 16 A	vs. Maryland	9/30/12
Tori Janowski	22 K, 10 D, 17 A	vs. VCU	9/7/12
Jenny Harmon	11 K, 12 D, 10 B	vs. Liberty	10/10/00
Deanna Zwarich	16 K, 12 D, 10 B	vs. James Madison	11/12/99
Deanna Zwarich	11 K, 12 D, 10 B	vs. Duke	11/19/99
Mary Frances Scott	10 K, 14 D, 65 A	vs. NC State	10/9/99
Kathy Bell	10 K, 17 D, 26 A	vs. George Mason	10/10/92
Dana Builteman	17 K, 15 D, 58 A	vs. UNC	11/11/94
Dana Builteman	13 K, 13 D, 47 A	vs. NC State	10/21/94
Dana Builteman	12 K, 12 D, 33 A	vs. Virginia Tech	10/11/94
Dana Builteman	12 K, 12 D, 43 A	vs. NC State	10/1/94
Dana Builteman	11 K, 14 D, 42 A	vs. Clemson	9/24/94
Dana Builteman	11 K, 12 D, 46 A	vs. Loyola	9/10/93
Stacey Anderson	12 K, 12 D, 42 A	vs. James Madison	9/23/89
Kara Warner	14 K, 13 D, 11 B	vs. Pennsylvania	9/15/89



## ALL-ATLANTIC COAST CONFERENCE TEAM

Year	Player	Team	Position
1984	Sue Mattwell	First	Setter
	Suzanne Greene	First	Middle Hitter
1985	Jo Anne Gilman	First	Setter
	Michelle Meisel	Second	Outside Hitter
1986	Jo Anne Gilman	Second	Setter
1987	Beth Brockell	First	Middle Hitter
1988	Beth Brockell	First	Middle Hitter
	Christy Oehlstrom	Second	Setter
1989	Beth Brockell	First	Middle Hitter
	Stacey Anderson	Second	Setter
	Kara Warner	Second	Middle Hitter
1990	Greta Jansson	Second	Outside Hitter
	Anne M. Hammers	Second	Outside Hitter
1991	Greta Jansson	First	Outside Hitter
	Anne M. Hammers	Second	Outside Hitter
1993	Courtney Stanton	Second	Outside Hitter
1998	Jessica Parsons	First	Middle Hitter
	Claire Folga	Second	Outside Hitter
	Amanda Wells	Second	Def. Specialist
1999	Mary Frances Scott	First	Setter
	Jessica Parsons	Second	Middle Hitter
2000	Deanna Zwarich	First	Middle Hitter
2002	Whitney Ashcraft	First	Libero
2003	Whitney Ashcraft	First	Libero
	Paige Davis	Second	Outside Hitter
2004	Sarah Kirkwood	Second	Outside Hitter
2005	Sarah Kirkwood	First	Outside Hitter
2006	Emily Kirkwood	First	Setter
	Sarah Kirkwood	Second	Outside Hitter
	Katie Oakes	Second	Middle
2007	Sarah Kirkwood	First	Outside Hitter
2009	Simone Asque	First	Outside Hitter
2013	Lauren Fuller	Second	Setter
	Jasmine Burton	Third	RS Hitter
	Tori Janowski	Third	Outside Hitter
2014	Lauren Fuller	Second	Setter
	Jasmine Burton	Second	RS Hitter
2015	Lauren Fuller	First	Setter
	Natalie Bausback	Second	Middle
2016	Jasmine Burton	Second	RS Hitter

## ACC FRESHMAN OF THE YEAR

Year	Player
2004	Sarah Kirkwood
2010	McKenzie Adams
2013	Jasmine Burton

## ALL-ACC FRESHMAN TEAM

Year	Player	Position
1992	Courtney Stanton	Outside Hitter
1993	Dana Builteman	Setter
	Cheri Hugues	Outside Hitter
1996	Mary Frances Scott	Setter
1997	Andrea Fischer	Outside Hitter
	Deanna Zwarich	Middle Hitter
2000	Paige Davis	Outside Hitter
2001	Lily Phillips	Setter
2002	Kristen Chaney	Setter/DS
2003	Lindsay Osco	Outside Hitter
2004	Sarah Kirkwood	Outside Hitter
2005	Shannon Davis	Middle
2006	Lauren Dickson	Outside Hitter
2007	Kendahl Voelker	Right Side
2008	Simone Asque	Outside Hitter
2010	McKenzie Adams	Outside Hitter
2012	Natalie Bausback	Outside Hitter
2013	Jasmine Burton	RS Hitter
	Haley Kole	Outside Hitter
2015	Anna Walsh	Middle
2017	Sarah Billiard	Outside Hitter

## ACC PLAYER OF THE WEEK

Year	Player	Date
1990	Greta Jansson	Nov. 12
1996	Mary Frances Scott	Sept. 3
	Mary Frances Scott	Oct. 8
	Mary Frances Scott	Oct. 15
1997	Mary Frances Scott	Nov. 17
1998	Claire Folga	Oct. 5
	Jessica Parsons	Nov. 16
1999	Mary Frances Scott	Oct. 25
	Mary Frances Scott	Nov. 15
2000	Deanna Zwarich	Oct. 23
	Deanna Zwarich	Nov. 6
2004	Sarah Kirkwood	Sept. 6
2005	Sarah Kirkwood	Oct. 10
2006	Sarah Kirkwood	Sept. 11
	Katie Oakes	Oct. 2
2007	Sarah Kirkwood	Oct. 9
2008	Lauren Dickson	Oct. 6
2009	Simone Asque	Oct. 26
	Simone Asque	Nov. 2
2013	Tori Janowski	Sept. 3

## ACC FRESHMAN OF THE WEEK

Year	Player	Date
2010	Emily Rottman	Aug. 30
	McKenzie Adams	Oct. 11
	McKenzie Adams	Nov. 1
2013	Jasmine Burton	Sept. 3
	Haley Kole	Sept. 9
	Jasmine Burton	Nov. 11
	Haley Kole	Nov. 25
2015	Anna Walsh	Aug. 31
	Anna Walsh	Sept. 21
	Anna Walsh	Sept. 28
	Anna Walsh	Oct. 5

## ALL-ACC ACADEMIC TEAM

Year	Player
2005	Emily Kirkwood
	Sarah Kirkwood
	Lindsay Osco
2006	Lauren Dickson
	Emily Kirkwood
	Sarah Kirkwood
	Lindsay Osco
2007	Melissa Caldwell
	Sarah Kirkwood
2008	Marlow Bruneau
	Lauren Dickson
	Sydney Hill
	Brittani Rendina
2009	AJ Cushman
	Lauren Dickson
	Sydney Hill
2010	AJ Cushman
2011	Simone Asque
	Beth Widlermuth
2013	Haley Kole
2015	Haley Kole
2016	Haley Kole
2017	Sarah Billiard
2018	Sarah Billiard
	Milla Ciprian
2019	Jelena Novakovic

## ACC 50TH ANNIVERSARY TEAM

On August 1, 2002, the Atlantic Coast Conference announced its 50th Anniversary Volleyball Team. The 53-player squad included four Cavalier greats.

Beth Brockell (1986-89)  
 Anne Marie Hammers (1988-91)  
 Mary Frances Scott (1996-99)  
 Deanna Zwarich (1997-2000)



# AWARDS AND HONORS

## AVCA ALL-AMERICANS

Year	Player	Team
2003	Whitney Ashcraft	Honorable Mention
	Paige Davis	Honorable Mention
2005	Sarah Kirkwood	Honorable Mention
2006	Emily Kirkwood	Honorable Mention
	Katie Oakes	Honorable Mention
2007	Sarah Kirkwood	Honorable Mention
2015	Lauren Fuller	Honorable Mention

## AVCA ALL-REGION

Year	Player	Team
1988	Beth Brockell	First
1989	Beth Brockell	Second
	Stacy Anderson	Second
1998	Jessica Parsons	First (All-District 3)
	Claire Folga	First (All-District 3)
1999	Mary Frances Scott	First (All-District 3)
2000	Deanna Zwarich	First
2002	Whitney Ashcraft	Honorable Mention
2003	Whitney Ashcraft	First
	Paige Davis	First
2004	Sarah Kirkwood	Honorable Mention
2005	Sarah Kirkwood	First
2006	Emily Kirkwood	First
	Katie Oakes	First
	Sarah Kirkwood	Second
2007	Sarah Kirkwood	First
2010	Jessica O'Shoney	Honorable Mention
2013	Lauren Fuller	Honorable Mention
	Tori Janowski	Honorable Mention
2015	Lauren Fuller	First
2016	Jasmine Burton	Honorable Mention

\* Players from 2013-present are All-East Coast Region  
 Players from 2000-12 are All-East Region  
 In 1988 it was All-East Central Region  
 The 1989 honors were All-South Region

## REGION FRESHMAN OF THE YEAR

Year	Player
2015	Anna Walsh

## EAST REGION FRESHMAN OF THE YEAR

Year	Player
2010	McKenzie Adams

## COSIDA ACADEMIC ALL-AMERICANS

Year	Player	Team
2005	Sarah Kirkwood	Second
2006	Sarah Kirkwood	First
2007	Sarah Kirkwood	Second

## VASID ALL-STATE TEAM

Year	Player	Team
1998	Jessica Parsons	1st Team
	Jessica Parsons	1st Team
	Mary Frances Scott	1st Team
1999	Mary Frances Scott	1st Team
	Jessica Parsons	1st Team
2000	Deanna Zwarich	1st Team
	Deanna Zwarich	1st Team
	Paige Davis	2nd Team
	Abby Whittenbug	2nd Team
2002	Whitney Ashcraft	1st Team
2003	Whitney Ashcraft	1st Team
	Paige Davis	1st Team
	Alexis Geocaris Jr.	2nd Team
2004	Alexis Geocaris Jr.	1st Team
	Sarah Kirkwood	1st Team
	Emily Kirkwood	1st Team
	Sarah Kirkwood	1st Team
	Melissa Caldwell	2nd Team
2005	Sarah Kirkwood	1st Team
	Emily Kirkwood	1st Team
	Sarah Kirkwood	1st Team
	Melissa Caldwell	2nd Team
	Katie Oakes	2nd Team
2006	Emily Kirkwood	1st Team
	Emily Kirkwood	1st Team
	Sarah Kirkwood	2nd Team
2007	Sarah Kirkwood	1st Team
	Sarah Kirkwood	1st Team
	Melissa Caldwell	2nd Team
2008	Lauren Dickinson	1st Team
	Shannon Davis	2nd Team
2009	Simone Asque	1st Team
2010	Simone Asque	1st Team
	Jessica O'Shoney	1st Team
	AJ Cushman	2nd Team
2011	Simone Asque	1st Team
	Jessica O'Shoney	2nd Team
	Beth Wildermuth	2nd Team
2012	Emily Rottman	2nd Team
2013	Lauren Fuller	1st Team
	Jasmine Burton	2nd Team
	Tori Janowski	2nd Team
2014	Lauren Fuller	1st Team
	Jasmine Burton	2nd Team
2015	Lauren Fuller	1st Team
	Natalie Bausback	1st Team
	Anna Walsh	1st Team
2016	Jasmine Burton	1st Team
	Haley Kole	1st Team
2018	Sarah Billiard	2nd Team
	Milla Ciprian	2nd Team
2019	Jelena Novakovic	1st Team
	Mattison Matthews	2nd Team

## VASID ALL-STATE COACH OF THE YEAR

1998	Melissa Aldrich Shelton
2003	Melissa Aldrich Shelton
2004	Melissa Aldrich Shelton

## VASID ALL-STATE PLAYER OF THE YEAR

1998	Jessica Parsons
2000	Deanna Zwarich (co-Player of the Year)
2004	Sarah Kirkwood
2005	Sarah Kirkwood
2006	Emily Kirkwood
2007	Sarah Kirkwood

## VASID ALL-STATE PLAYER OF THE YEAR

2010	McKenzie Adams
------	----------------

## VASID ALL-STATE ROOKIE OF THE YEAR

2013	Jasmine Burton
2015	Anna Walsh

## UVA VOLLEYBALL MVPs

Year	Player
1979	Marcie Smith
1980	Sherry Bartholomew
1981	Trudy Vandergrift
1982	Donna Rogall
1983	Suzanne Greene
1984	Susan Mattwell
1985	Jo Anne Gilman
1986	Jo Anne Gilman
1987	Beth Brockell
1988	Beth Brockell
1989	Greta Jansson
1990	Anne Marie Hammers
1991	Anne Marie Hammers
	Greta Jansson
1992	Lisa Flower
1993	Courtney Stanton
1994	Courtney Stanton
1995	Whitney Casey
1996	Amy Mitchell
1997	Amy Mitchell
1998	Jessica Parsons
1999	Mary Frances Scott
2000	Deanna Zwarich
2001	Andrea Fischer
2002	Whitney Ashcraft
2003	Whitney Ashcraft
	Paige Davis
2004	Lindsay Osco
2005	Sarah Kirkwood
2006	Emily Kirkwood
2007	Melissa Caldwell
2008	Shannon Davis
2009	Brittani Rendina
2010	AJ Cushman
2011	Emily Rottman





1986 16-20 (2-5 ACC)

Home: 8-5, Away: 2-10, Neutral: 6-5
Head Coach: Deb Tyson

Table listing volleyball records for 1986 season, including opponents like George Washington, Ohio University, Liberty, etc., with wins, losses, and neutral records.

1987 12-22 (4-2 ACC)

Home: 7-2, Away: 5-11, Neutral: 0-9
Head Coach: Deb Tyson

Table listing volleyball records for 1987 season, including opponents like Rice, South Carolina, San Diego, etc., with wins, losses, and neutral records.

1988 21-15 (2-4 ACC)

Home: 9-3, Away: 7-6, Neutral: 5-6
Head Coach: Deb Tyson

Table listing volleyball records for 1988 season, including opponents like Rhode Island, West Virginia, Auburn, etc., with wins, losses, and neutral records.

Table listing volleyball records for 1989 season, including opponents like Villanova, Tennessee, Va. Commonwealth, etc., with wins, losses, and neutral records.

1989 29-10 (4-2 ACC)

Home: 12-2, Away: 10-5, Neutral: 7-3
Head Coach: Deb Tyson

Table listing volleyball records for 1989 season, including opponents like West Virginia, Auburn, Michigan, etc., with wins, losses, and neutral records.

1990 17-14 (2-4 ACC)

Home: 8-2, Away: 4-7, Neutral: 4-4
Head Coach: Karen Uhler

Table listing volleyball records for 1990 season, including opponents like Alabama, Georgetown, Connecticut, etc., with wins, losses, and neutral records.

Table listing volleyball records for 1991 season, including opponents like George Mason, Maryland\*, Georgetown, etc., with wins, losses, and neutral records.

1991 20-14 (2-5 ACC)

Home: 7-5, Away: 9-6, Neutral: 4-3
Head Coach: Karen Uhler

Table listing volleyball records for 1991 season, including opponents like William & Mary, Hofstra, Southwest Missouri, etc., with wins, losses, and neutral records.

1992 12-20 (1-6 ACC)

Home: 4-7, Away: 5-9, Neutral: 3-4
Head Coach: Karen Uhler

Table listing volleyball records for 1992 season, including opponents like Virginia Tech, Northern Iowa, Syracuse, etc., with wins, losses, and neutral records.



1993 12-20 (3-11 ACC)

Home: 7-7, Away: 4-8, Neutral: 1-5

Head Coach: Karen Uhler

Table listing 1993 season results with columns for opponent, score, and date.

1994 10-24 (1-13 ACC)

Home: 7-8, Away: 2-9, Neutral: 1-7

Head Coach: Karen Uhler

Table listing 1994 season results with columns for opponent, score, and date.

1995 9-22 (1-13 ACC)

Home: 4-7, Away: 3-11, Neutral: 2-4

Head Coach: Melissa Aldrich Shelton

Table listing 1995 season results with columns for opponent, score, and date.

Table listing 1996 season results with columns for opponent, score, and date.

1996 24-11 (7-9 ACC)

Home: 11-4, Away: 7-6, Neutral: 6-1

Head Coach: Melissa Aldrich Shelton

Table listing 1996 season results with columns for opponent, score, and date.

1997 18-16 (6-10 ACC)

Home: 10-6, Away: 7-6, Neutral: 1-4

Head Coach: Melissa Aldrich Shelton

Table listing 1997 season results with columns for opponent, score, and date.

Table listing 1998 season results with columns for opponent, score, and date.

1998 26-8 (12-4 ACC)

Home: 13-1, Away: 8-4, Neutral: 5-3

Head Coach: Melissa Aldrich Shelton

NCAA Participants

Table listing 1998 season results with columns for opponent, score, and date.

1999 19-12 (9-7 ACC)

Home: 9-3, Away: 7-6, Neutral: 3-3

Head Coach: Melissa Aldrich Shelton

NCAA Participants

Table listing 1999 season results with columns for opponent, score, and date.

2000 16-15 (8-8 ACC)

Home: 9-3, Away: 5-8, Neutral: 2-4

Head Coach: Melissa Aldrich Shelton

Table listing 2000 season results with columns for opponent, score, and date.







2008 17-15 (9-11 ACC)

Home: 9-5, Away: 4-8, Neutral: 4-2

Head Coach: Lee Maes

Table listing 2008 volleyball schedule with columns for opponent, location, date, and score.

2009 12-19 (7-13 ACC)

Home: 7-7, Away: 3-10, Neutral: 2-2

Head Coach: Lee Maes

Table listing 2009 volleyball schedule with columns for opponent, location, date, and score.

2010 14-16 (8-12 ACC)

Home: 7-6, Away: 5-9, Neutral: 2-1

Head Coach: Lee Maes

Table listing 2010 volleyball schedule with columns for opponent, location, date, and score.

Continuation of 2008 volleyball schedule.

2011 10-20 (4-16 ACC)

Home: 7-10, Away: 2-8, Neutral: 1-2

Head Coach: Lee Maes

Table listing 2011 volleyball schedule with columns for opponent, location, date, and score.

2012 9-22 (3-17 ACC)

Home: 6-9, Away: 1-11, Neutral: 2-2

Head Coach: Dennis Hohenshelt

Table listing 2012 volleyball schedule with columns for opponent, location, date, and score.

2013 18-14 (11-9 ACC)

Home: 11-5, Away: 6-6, Neutral: 1-3

Head Coach: Dennis Hohenshelt

Table listing 2013 volleyball schedule with columns for opponent, location, date, and score.

Continuation of 2008 volleyball schedule.

2014 17-14 (10-8 ACC)

Home: 9-3, Away: 5-8, Neutral: 3-3

Head Coach: Dennis Hohenshelt

Table listing 2014 volleyball schedule with columns for opponent, location, date, and score.

2015 18-13 (10-10 ACC)

Home: 10-3, Away: 5-9, Neutral: 3-1

Head Coach: Dennis Hohenshelt

Table listing 2015 volleyball schedule with columns for opponent, location, date, and score.



2016 7-25 (4-16 ACC)

Home: 3-10, Away: 4-9, Neutral: 0-6

Head Coach: Dennis Hohneshelt

Table listing 2016 volleyball schedule with columns for opponent, location, and dates.

2017 7-24 (3-17 ACC)

Home: 5-11, Away: 2-11, Neutral: 0-2

Head Coach: Aaron Smith

Table listing 2017 volleyball schedule with columns for opponent, location, and dates.

2018 8-20 (4-14 ACC)

Home: 4-8, Away: 3-9, Neutral: 1-3

Head Coach: Aaron Smith

Table listing 2018 volleyball schedule with columns for opponent, location, and dates.

Continuation of 2016 volleyball schedule from previous page.

2019 13-18 (5-13 ACC)

Home: 9-7, Away: 1-10, Neutral: 3-1

Head Coach: Aaron Smith

Table listing 2019 volleyball schedule with columns for opponent, location, and dates.















10/21/18 H L, 1-3 26-24, 11-25, 17-25, 15-25  
10/25/19 A L, 0-3 21-25, 18-25, 10-25

**OHIO (3-3)**

9/12/86 H L, 2-3 15-7, 15-7, 11-15, 15-17, 11-15  
9/3/99 H W, 3-0 15-13, 15-8, 15-9  
9/11/11 A W, 3-1 26-24, 25-29, 23-25, 25-14  
9/14/13 N L, 2-3 25-13, 25-22, 21-25, 14-25, 11-15  
9/9/17 H W, 3-0 27-25, 25-21, 25-17  
9/14/19 A L, 0-3 21-25, 18-25, 22-25

**OKLAHOMA (0-1)**

9/7/07 N L, 0-3 18-30, 25-30, 23-30

**OLE MISS (0-1)**

8/24/18 N L, 1-3 25-20, 20-25, 23-25, 29-31

**OREGON STATE (0-1)**

8/24/18 N L, 2-3 25-19, 14-25, 25-16, 22-25, 15-17

**PACIFIC (1-0)**

9/8/06 N W, 3-1 30-26, 24-30, 30-27, 30-27

**PENNSYLVANIA (5-1)**

9/29/84 A L, 0-3 12-15, 11-15, 10-15  
9/28/85 A W, 3-0 15-11, 15-8, 15-10  
9/27/86 A W, 3-2 9-15, 15-11, 15-0, 9-15, 15-11  
9/15/89 H W, 3-2 15-4, 8-15, 15-1, 13-15, 15-7  
9/25/92 H W, 3-1 15-2, 13-15, 15-7, 15-6  
9/11/04 H W, 3-2 22-30, 30-20, 24-30, 30-27, 15-9

**PENN STATE (0-4)**

10/22/82 N L, 0-2 11-15, 0-15  
9/19/86 A L, 0-3 9-15, 6-15, 6-15  
9/18/87 A L, 0-3 12-15, 14-16, 10-15  
9/15/90 A L, 0-3 5-15, 3-15, 5-15

**PEPPERDINE (1-2)**

9/5/97 N L, 1-3 4-15, 11-15, 15-12, 5-15  
9/11/98 A W, 3-2 13-15, 15-13, 15-9, 13-15, 15-8  
9/7/13 A L, 1-3 21-25, 22-25, 25-23, 17-25

**PITTSBURGH (3-13)**

10/24/80 N L, 0-2 9-15, 5-15  
10/4/87 N L, 0-3 11-15, 8-15, 9-15  
10/12/91 A L, 0-3 14-16, 10-15, 6-15  
9/26/92 H L, 2-3 15-13, 15-9, 7-15, 3-15, 11-15  
9/9/94 N L, 2-3 15-8, 15-11, 2-15, 10-15, 5-15  
8/31/96 A W, 3-1 15-12, 16-14, 11-15, 15-8  
10/5/13 A W, 3-2 25-22, 20-25, 17-25, 25-21, 15-11  
11/29/13 H L, 1-3 23-25, 25-23, 21-25, 8-25  
11/23/14 H L, 1-3 18-25, 15-25, 25-22, 14-25  
10/2/15 H W, 3-1 25-27, 25-21, 27-25, 28-26  
11/27/15 L L, 0-3 21-25, 17-25, 15-25  
10/2/16 A L, 0-3 20-25, 17-25, 17-25  
11/26/16 H L, 1-3 17-25, 25-18, 17-25, 11-25  
9/29/17 A L, 0-3 14-25, 23-25, 17-25  
11/25/17 H L, 0-3 21-25, 18-25, 19-25  
9/19/18 A L, 0-3 17-25, 23-25, 21-25  
9/25/19 H L, 0-3 11-25, 17-25, 21-25

**PRINCETON (1-5)**

10/23/81 N L, 0-2 5-15, 12-15  
10/23/82 N L, 0-2 7-15, 9-15  
10/22/83 N L, 1-2 15-12, 7-15, 9-15  
11/9/84 N L, 2-3 15-10, 15-10, 1-15, 9-15, 6-15  
10/26/85 H L, 2-3 15-11, 5-15, 15-13, 5-15, 2-15  
9/6/19 N W, 3-1 25-23, 22-25, 25-21, 25-18

**PROVIDENCE (2-1)**

10/23/82 N L, 0-2 10-15, 14-16  
10/22/83 N W, 2-1 16-14, 5-15, 15-4  
11/4/88 N W, 3-2 15-6, 12-15, 15-11, 4-15, 15-11

**RADFORD (8-1)**

10/1/79 N L, 1-2 15-10, 11-15, 10-15  
11/15/86 H W, 3-1 4-15, 15-12, 15-4, 15-4  
11/7/87 H W, 3-0 15-12, 15-7, 15-12  
11/10/87 A W, 3-2 15-6, 16-14, 13-15, 10-15, 15-3  
11/1/88 H W, 3-0 15-5, 15-4, 15-5

9/18/93 H W, 3-1 8-15, 15-6, 15-9, 15-1  
9/1/95 H W, 3-0 15-6, 15-6, 15-6  
8/31/01 H W, 3-0 30-25, 30-26, 30-28  
9/10/04 H W, 3-0 30-25, 30-15, 30-14

**RANDOLPH MACON (1-0)**

10/17/79 N W, 2-0 15-9, 15-12

**RHODE ISLAND (3-2)**

10/24/81 N L, 0-2 11-15, 6-15  
9/2/88 N L, 0-3 3-15, 9-15, 10-15  
11/3/90 N W, 3-1 15-6, 12-15, 15-6, 15-4  
9/11/92 N W, 3-1 8-15, 15-10, 15-12, 15-7  
8/25/12 N W, 3-0 26-24, 25-10, 25-19

**RICE (2-2)**

9/4/87 A L, 0-3 10-15, 9-15, 6-15  
9/27/91 N W, 3-2 13-15, 15-6, 15-8, 9-15, 18-16  
9/11/99 N W, 3-2 15-10, 8-15, 14-16, 15-12, 17-15  
9/14/02 N L, 0-3 25-30, 22-30, 28-30

**ROSARY (1-0)**

10/18/86 N W, 3-0 15-4, 15-6, 15-11

**RUTGERS (4-1)**

9/29/84 N W, 3-0 15-8, 15-5, 15-10  
9/28/85 N W, 3-0 16-14, 15-2, 15-6  
9/27/86 N W, 3-1 13-15, 15-5, 15-5, 15-8  
10/13/91 N W, 3-0 15-8, 15-5, 15-0  
9/7/19 A L, 1-3 26-24, 11-25, 16-25, 20-25

**SAINT LOUIS (0-2)**

9/11/15 N L, 2-3 25-22, 25-14, 19-25, 18-25, 9-15  
9/9/16 N L, 2-3 19-25, 25-23, 25-21, 18-25, 12-15

**SAINT MARY'S (0-1)**

9/3/05 N L, 1-3 30-26, 13-30, 16-30, 15-30

**SAN DIEGO (1-5)**

9/5/87 N L, 0-3 13-15, 12-15, 8-15  
10/16/89 A W, 3-2 14-16, 15-10, 16-14, 11-15, 15-13  
9/16/94 N L, 0-3 5-15, 11-15, 10-15  
8/30/02 N L, 0-3 20-30, 21-30, 25-30  
9/8/07 A L, 1-3 27-30, 18-30, 30-26, 19-30  
9/9/10 N L, 0-3 19-25, 20-25, 25-27

**SETON HALL (1-0)**

9/20/13 H W, 3-1 19-25, 25-16, 25-21, 25-20

**SOUTH CAROLINA (0-4)**

11/5/83 N L, 0-2 3-15, 10-15  
11/16/85 N L, 0-3 4-15, 12-15, 8-15  
9/4/87 N L, 0-3 7-15, 12-15, 8-15  
9/19/99 A L, 0-3 13-15, 6-15, 11-15

**SOUTH FLORIDA (0-1)**

10/16/87 A L, 1-3 5-15, 13-15, 15-11, 8-15

**SOUTHERN MISS (0-1)**

9/2/16 A L, 0-3 20-25, 17-25, 19-25

**SOUTHWEST MISSOURI (1-1)**

10/13/90 A L, 1-3 2-15, 11-15, 17-15, 7-15  
9/7/91 N W, 3-1 16-14, 15-6, 2-15, 15-6

**ST. LOUIS (0-1)**

10/12/90 N L, 1-3 16-14, 12-15, 8-15, 10-15

**STANFORD (0-1)**

8/31/01 H L, 0-3 22-30, 20-30, 26-30

**SYRACUSE (3-9)**

11/3/90 A L, 0-3 11-15, 9-15, 7-15  
9/7/91 N L, 0-3 0-15, 4-15, 9-15  
9/5/92 A W, 3-1 15-11, 15-13, 12-15, 15-2  
9/19/92 H W, 3-0 15-8, 15-12, 15-5  
9/13/03 N W, 3-1 30-19, 26-30, 30-21, 30-20  
10/11/13 H L, 1-3 25-15, 17-25, 20-25, 19-25  
11/28/14 A L, 0-3 22-25, 21-25, 24-26

10/18/15 A L, 2-3 26-24, 11-25, 18-25, 25-23, 14-16  
11/4/16 H L, 1-3 24-26, 23-25, 25-23, 16-25  
10/29/17 A L, 0-3 17-25, 19-25, 21-25  
10/7/18 H L, 0-3 24-26, 23-25, 21-25  
10/13/19 A L, 0-3 16-25, 15-25, 17-25

**TEMPLE (6-1)**

10/22/83 N L, 0-2 11-15, 5-15  
9/29/84 N W, 3-0 15-5, 15-13, 15-10  
9/9/89 A W, 3-1 8-15, 15-8, 15-9, 15-5  
10/13/91 A W, 3-2 15-12, 11-15, 15-6, 13-15, 15-10  
9/18/92 H W, 3-0 15-2, 15-7, 15-1  
9/1/07 H W, 3-1 27-30, 30-22, 30-28, 30-27  
8/28/10 A W, 3-2 19-25, 26-24, 25-19, 21-25, 15-11

**TENNESSEE (3-3)**

9/20/88 A L, 0-3 12-15, 9-15, 4-15  
10/6/90 H W, 3-0 18-16, 15-8, 15-13  
9/1/96 N W, 3-1 15-11, 12-15, 16-14, 15-6  
9/13/02 A L, 1-3 15-30, 19-30, 30-28, 24-30  
8/25/06 A L, 1-3 31-29, 15-30, 13-30, 18-30  
9/06/08 N W, 3-2 25-23, 25-19, 19-25, 22-25, 15-6

**TENNESSEE-CHATT. (0-1)**

10/4/80 N L, 1-2 15-9, 11-15, 12-15

**TEXAS (0-1)**

8/30/02 A L, 0-3 23-30, 20-30, 20-30

**TEXAS A&M (0-2)**

9/3/05 A L, 0-3 22-30, 33-35, 29-31  
8/28/08 A L, 0-3 21-25, 14-25, 18-25

**TEXAS-PAN AMERICAN (1-0)**

8/31/02 N W, 3-0 30-18, 30-11, 30-17

**TEXAS STATE (0-2)**

10/17/87 N L, 0-3 7-15, 6-15, 3-15  
9/4/93 N L, 1-3 15-12, 3-15, 5-15, 9-15

**TEXAS TECH (1-1)**

9/14/96 A L, 0-3 10-15, 14-16, 9-15  
8/24/07 N W, 3-1 28-30, 30-26, 30-22, 30-24

**TOWSON (4-2)**

10/13/81 N W, 2-1 13-15, 15-9, 18-16  
10/1/83 A W, 2-0 15-12, 15-6  
9/3/94 H W, 3-1 15-7, 10-15, 15-8, 15-13  
9/14/04 H W, 3-1 30-19, 20-30, 30-28, 30-23  
9/2/17 N L, 0-3 20-25, 16-25, 19-25  
9/6/19 N L, 1-3 11-25, 15-25, 25-15, 20-25

**TROY (1-0)**

9/12/15 N W, 3-1 25-13, 25-20, 28-30, 25-21

**TULANE (0-2)**

9/5/87 N L, 0-3 8-15, 8-15, 7-15  
10/17/87 N L, 1-3 15-9, 12-15, 7-15, 8-15

**UAB (1-1)**

10/19/85 N L, 1-3 7-15, 2-15, 15-13, 9-15  
8/29/03 N W, 3-0 30-24, 30-24, 31-29

**UCF (0-2)**

9/15/17 A L, 0-3 21-25, 17-25, 17-25  
9/16/17 A L, 0-3 19-25, 14-25, 18-25

**UC IRVINE (1-1)**

10/14/89 A L, 0-3 3-15, 11-15, 12-15  
9/12/98 N W, 3-1 15-8, 15-10, 12-15, 15-9

**UCLA (0-4)**

12/5/98 N\$ L, 1-3 7-15, 6-15, 16-14, 5-15  
9/19/08 N L, 0-3 17-25, 23-25, 17-25  
9/11/09 N L, 1-3 17-25, 25-23, 14-25, 16-25  
8/29/15 A L, 0-0 19-25, 21-25, 16-25

**UC SANTA BARBARA (2-0)**

9/8/07 N W, 3-1 30-22, 30-22, 21-30, 30-28  
9/7/13 N W, 3-2 25-16, 14-25, 23-25, 25-22, 15-12



**UMBC (2-0)**

9/24/83 N W, 2-1 15-13, 11-15, 15-13  
9/18/15 N W, 3-0 25-11, 25-15, 25-16

**UNC-CHARLOTTE (2-0)**

10/6/84 H W, 3-0 15-7, 15-9, 16-14  
11/2/85 H W, 3-2 7-15, 15-3, 15-7, 7-15, 15-9

**UNC-GREENSBORO (2-0)**

9/6/96 H W, 3-0 15-10, 15-0, 15-7  
9/21/19 H W, 3-0 25-13, 25-18, 25-21

**UNC-WILMINGTON (3-1)**

10/10/81 N W, 2-0 15-12, 15-6  
11/8/86 N W, 3-0 15-10, 15-4, 19-17  
10/27/89 N W, 3-0 16-14, 15-12, 15-9  
9/7/18 H L, 2-3 25-18, 9-25, 25-16, 14-25, 9-15

**UNLV (1-2)**

9/14/96 N W, 3-1 15-9, 15-1, 13-15, 15-10  
8/25/07 A L, 0-3 17-30, 27-30, 20-30  
9/14/13 N L, 1-3 25-18, 19-25, 23-25, 24-26

**USC (0-1)**

9/10/10 A L, 0-3 15-25, 16-25, 16-25

**USC-UPSTATE (1-0)**

8/27/11 H W, 3-0 25-12, 25-23, 25-21

**U.S. INTERNATIONAL (1-0)**

10/15/89 A W, 3-2 15-5, 15-11, 6-15, 13-15, 15-6

**VALPARAISO (1-0)**

8/27/10 N W, 3-1 24-26, 25-10, 25-14, 28-26

**VCU (21-15)**

10/23/79 A L, 0-2 4-15, 5-15  
11/1/79 H L, 0-2 1-15, 1-15  
9/18/80 A L, 0-2 2-15, 13-15  
11/4/80 H W, 3-2 15-13, 5-15, 15-8, 10-15, 15-9  
9/16/81 H W, 2-1 15-11, 10-15, 15-10  
10/13/81 A W, 2-0 15-12, 16-14  
11/15/81 A W, 2-0 15-8, 15-11  
9/16/82 A L, 1-2 8-15, 15-8, 11-15  
9/25/82 N L, 0-2 11-15, 0-15  
11/1/82 H L, 0-2 14-16, 9-15  
9/15/83 A L, 1-3 4-15, 7-15, 15-8, 4-15  
10/1/83 N L, 0-2 6-15, 8-15  
9/11/84 H W, 3-0 15-6, 15-5, 15-10  
9/22/84 N L, 1-2 15-10, 10-15, 8-15  
9/21/85 N L, 1-2 6-15, 15-9, 4-15  
9/24/85 H L, 0-3 9-15, 10-15, 4-15  
11/9/85 H L, 2-3 4-15, 15-12, 15-7, 9-15, 7-15  
9/16/86 H W, 3-0 15-5, 15-7, 15-12  
9/15/87 A W, 3-1 15-9, 11-15, 15-8, 15-8  
9/3/88 N W, 3-0 15-12, 15-8, 15-6  
9/23/88 H W, 3-1 14-16, 15-10, 15-12, 15-12  
10/11/88 A W, 3-0 15-4, 15-5, 15-1  
9/12/89 A W, 3-0 15-0, 15-4, 15-7  
11/13/90 A W, 3-1 15-6, 12-15, 15-3, 15-9  
9/2/94 H W, 3-1 13-15, 15-10, 15-7, 16-14  
9/7/96 H W, 3-0 15-4, 15-3, 15-4  
10/7/97 A W, 3-0 15-9, 15-12, 15-6  
9/18/98 H W, 3-0 15-5, 15-8, 18-16  
9/17/02 A W, 3-1 30-28, 24-30, 30-17, 30-27  
9/8/04 H W, 3-0 30-17, 30-14, 30-18  
9/12/08 H W, 3-0 25-22, 25-22, 25-22  
9/4/09 H W, 3-2 24-26, 19-25, 25-20, 25-23, 15-9  
9/7/12 A L, 2-3 20-25, 25-19, 25-19, 22-25, 13-15  
9/20/14 A L, 2-3 21-25, 23-25, 26-24, 26-24, 17-19  
9/4/15 H W, 3-1 25-20, 25-14, 19-25, 25-23  
9/8/17 H L, 0-3 17-25, 21-25, 21-25

**VILLANOVA (4-5)**

10/3/81 N L, 0-3 10-15, 15-8, 9-15  
10/2/82 N W, 2-1 7-15, 15-3, 15-4  
10/23/86 H L, 2-3 9-15, 15-5, 15-11, 10-15, 12-15  
9/19/87 N L, 0-3 13-15, 13-15, 12-15  
9/17/88 N W, 3-0 16-14, 15-12, 15-11

9/21/91 H W, 3-0 16-14, 15-2, 15-7  
9/19/97 H W, 3-2 15-8, 15-10, 9-15, 8-15, 15-12  
9/19/09 H L, 1-3 19-25, 21-25, 25-20, 16-25  
8/26/17 H L, 1-3 20-25, 13-25, 25-19, 15-25

**VIRGINIA STATE (1-0)**

10/2/79 N W, 1-0 FORFEIT

**VIRGINIA TECH (38-37)**

10/9/79 A L, 0-3 11-15, 4-15, 11-15  
1979 A L, 0-2 13-15, 3-15  
11/8/79 H L, 0-3 3-15, 6-15, 9-15  
10/1/80 H L, 0-3 13-15, 2-15, 13-15  
10/19/80 N L, 0-2 7-15, 1-15  
11/15/80 A L, 0-3 7-15, 5-15, 1-15  
10/7/81 A L, 2-3 15-13, 12-15, 15-13, 0-15, 11-15  
9/26/82 N W, 2-0 15-10, 16-14  
10/27/82 H L, 0-3 5-15, 11-15, 8-15  
9/25/83 N L, 0-2 14-16, 8-15  
10/4/83 A L, 1-3 7-15, 15-8, 7-15, 12-15  
11/13/83 N L, 1-2 5-15, 15-12, 8-15  
10/17/84 H W, 3-0 15-8, 15-11, 15-5  
11/10/84 N W, 3-1 15-9, 15-10, 8-15, 15-4  
10/9/85 A W, 3-2 15-12, 7-15, 15-4, 5-15, 15-3  
11/8/85 H L, 1-3 15-12, 12-15, 13-15, 10-15  
10/29/86 H W, 3-1 15-10, 17-15, 8-15, 15-13  
11/7/86 A L, 1-3 15-7, 13-15, 10-15, 10-15  
9/22/87 A W, 3-1 13-15, 15-13, 15-9, 15-5  
11/7/87 H L, 0-3 11-15, 14-16, 10-15  
10/25/88 A W, 3-2 11-15, 12-15, 15-5, 15-5, 15-9  
10/31/89 A W, 3-1 15-9, 10-15, 15-7, 16-14  
11/10/89 H W, 3-0 15-10, 15-8, 15-7  
9/21/90 H W, 3-2 15-9, 15-13, 15-7  
9/26/90 A W, 3-0 15-9, 15-13, 15-7  
9/22/91 H W, 3-1 15-5, 13-15, 15-11, 15-10  
10/5/91 A W, 3-1 15-7, 14-16, 15-4, 15-7  
9/1/92 H L, 0-3 18-20, 10-15, 14-16  
10/8/92 A L, 1-3 3-15, 15-8, 12-15, 12-15  
9/8/93 H W, 3-1 15-3, 8-15, 15-9, 15-1  
10/12/93 A L, 0-3 7-15, 13-15, 9-15  
10/11/94 H W, 3-0 15-5, 15-10, 15-9  
10/25/94 A L, 0-3 14-15, 11-15, 5-15  
9/8/95 A L, 0-3 11-15, 7-15, 11-15  
10/25/95 H W, 3-0 15-11, 15-8, 15-5  
10/22/96 A W, 3-0 15-10, 15-2, 15-6  
10/28/97 H W, 3-0 15-11, 17-15, 15-6  
9/8/98 A W, 3-1 5-15, 17-15, 15-2, 15-6  
9/1/99 H W, 3-0 15-10, 15-8, 15-10  
10/21/00 A W, 3-1 8-15, 15-7, 15-4, 15-12  
9/4/01 H W, 3-1 28-30, 30-27, 30-28, 30-27  
9/10/02 A L, 0-3 22-30, 18-30, 28-30  
9/9/03 H W, 3-1 30-19, 30-26, 27-30, 30-25  
10/30/04 H W, 3-1 35-33, 30-18, 24-30, 31-29  
10/4/05 H W, 3-0 30-28, 30-23, 30-19  
11/1/05 A W, 3-1 30-22, 28-30, 32-30, 30-26  
9/15/06 A L, 0-3 28-30, 28-30, 25-30  
9/26/06 H W, 3-1 30-28, 29-31, 30-21, 30-24  
9/14/07 H W, 3-0 30-28, 32-30, 30-25  
10/9/07 A L, 2-3 32-30, 26-30, 31-33, 30-21, 12-15  
9/23/08 A L, 0-3 25-27, 11-25, 24-26  
11/28/08 H W, 3-2 25-21, 25-21, 20-25, 19-25, 15-12  
9/18/09 H W, 3-1 29-27, 25-19, 22-25, 25-11  
11/25/09 A L, 1-3 18-25, 15-25, 25-22, 20-25  
9/17/10 H L, 2-3 19-25, 25-14, 25-16, 20-25, 13-15  
11/26/10 A L, 2-3 25-17, 17-25, 26-24, 23-25, 11-15  
9/16/11 A L, 1-3 18-25, 21-25, 25-22, 15-25  
11/25/11 H L, 2-3 20-25, 22-25, 25-21, 25-19, 9-15  
9/14/12 H L, 0-3 23-25, 15-25, 17-25  
11/23/12 A L, 0-3 26-28, 14-25, 17-25  
10/23/13 A W, 3-1 25-15, 30-28, 27-29, 25-17  
11/24/13 H W, 3-1 23-25, 25-19, 25-18, 25-19  
10/12/14 A W, 3-2 12-25, 17-25, 25-22, 25-18, 18-16  
11/17/14 H L, 1-3 26-24, 18-25, 21-25, 20-25  
10/2/15 H W, 3-1 21-25, 25-21, 25-13, 25-17  
11/28/15 A L, 2-3 20-25, 26-24, 21-25, 25-23, 7-15  
9/30/16 A L, 0-3 24-26, 15-25, 21-25  
11/25/16 H L, 2-3 22-25, 23-25, 25-17, 25-21, 13-15  
9/27/17 H L, 1-3 27-25, 10-25, 18-25, 21-25  
11/22/17 A L, 2-3 27-25, 19-25, 25-13, 19-25, 10-15  
9/23/18 A L, 0-3 20-25, 21-25, 20-25

11/9/18 H W, 3-2 22-25, 25-16, 23-25, 25-23, 16-14  
9/27/19 H W, 3-1 28-26, 23-25, 25-13, 25-20  
11/27/19 A W, 3-0 25-17, 25-13, 25-22

**WAKE FOREST (28-24)**

10/17/80 N L, 1-2 2-15, 15-9, 3-15  
11/1/80 N% L, 0-2 12-15, 1-15  
10/31/81 N% L, 0-2 12-15, 7-15  
10/16/82 A L, 1-3 16-14, 10-15, 12-15, 4-15  
10/6/83 H W, 3-2 15-13, 15-10, 11-15, 13-15, 15-13  
11/2/84 A W, 3-1 15-10, 15-5, 10-15, 15-8  
10/25/85 H W, 3-0 15-0, 15-6, 15-13  
10/4/86 A W, 3-0 15-5, 15-7, 15-10  
10/12/96 A W, 3-1 15-4, 15-11, 11-15, 15-6  
10/25/96 H W, 3-0 15-11, 15-5, 15-9  
10/11/97 H W, 3-0 15-4, 15-5, 15-4  
10/25/97 A W, 3-0 15-13, 15-6, 15-9  
9/25/98 A L, 0-3 3-15, 12-15, 3-15  
11/15/98 H W, 3-2 15-9, 11-15, 13-15, 15-9, 15-13  
10/9/99 A L, 1-3 12-15, 16-14, 6-15, 13-15  
10/19/99 H W, 3-0 15-12, 15-7, 15-7  
9/22/00 H L, 0-3 12-15, 10-15, 14-16  
10/10/00 A L, 2-3 15-11, 15-5, 5-15, 4-15, 14-16  
11/17/00 A W, 3-1 15-13, 13-15, 15-8, 15-8  
10/5/01 H L, 0-3 28-30, 21-30, 20-30  
11/4/01 A L, 0-3 27-30, 15-30, 21-30  
10/4/02 A L, 1-3 22-30, 30-24, 16-30, 25-30  
11/2/02 H L, 0-3 24-30, 21-30, 24-30  
9/26/03 H L, 1-3 30-26, 26-30, 24-30, 28-30  
10/26/03 A L, 0-3 26-30, 24-30, 29-31  
9/24/04 A W, 3-0 30-26, 30-28, 30-26  
10/23/04 H W, 3-2 30-25, 30-25, 24-30, 28-30, 15-11  
10/8/05 H W, 3-1 30-20, 25-30, 30-20, 30-18  
11/18/05 A W, 3-1 22-30, 30-24, 30-23, 33-31  
10/7/06 A L, 0-3 18-30, 27-30, 30-32  
11/17/06 H W, 3-1 30-18, 25-30, 30-22, 30-19  
10/19/07 A W, 3-1 30-28, 31-29, 19-30, 30-24  
11/23/07 H W, 3-2 30-23, 33-35, 30-26, 25-30, 15-12  
10/19/08 H W, 3-1 14-25, 25-21, 25-16, 27-25  
11/21/08 A L, 1-3 18-25, 25-20, 25-27, 19-25  
10/3/09 A L, 1-3 25-23, 15-25, 20-25, 16-25  
11/13/09 H W, 3-1 25-16, 21-25, 26-24, 25-17  
10/17/10 H L, 1-3 25-20, 23-25, 22-25, 23-25  
11/19/10 H W, 3-0 25-23, 25-16, 25-18  
10/7/11 H W, 3-1 21-25, 25-18, 25-21, 25-20  
11/5/11 A L, 2-3 16-25, 25-18, 25-18, 17-25, 6-15  
10/20/12 H W, 3-1 25-21, 27-25, 17-25, 25-23  
9/28/13 A W, 3-0 27-25, 25-10, 25-20  
9/27/14 H W, 3-1 19-25, 25-19, 25-18, 25-20  
9/26/15 A L, 2-3 19-25, 23-25, 26-24, 25-18, 11-15  
10/30/15 H W, 3-0 25-16, 25-16, 25-20  
9/23/16 H L, 1-3 25-20, 23-25, 24-26, 19-25  
10/14/16 A L, 2-3 21-25, 22-25, 25-20, 25-18, 12-15  
10/22/17 H L, 2-3 25-16, 26-28, 22-25, 25-15, 7-15  
10/28/18 A W, 3-0 25-21, 25-22, 25-21  
11/3/19 H W, 3-1 21-25, 25-16, 25-19, 25-11  
11/15/19 A L, 1-3 23-25, 27-25, 20-25, 23-25

**WASHINGTON STATE (0-2)**

9/12/92 A L, 1-3 15-11, 15-10, 15-11, 5-15  
9/17/16 N L, 0-3 10-25, 15-25, 16-25

**WEST VIRGINIA (3-5)**

10/21/83 N L, 0-2 6-15, 8-15  
10/19/84 N L, 0-3 12-15, 13-15, 11-15  
11/10/84 A L, 0-3 9-15, 3-15, 12-15  
11/9/85 H L, 1-3 7-15, 10-15, 15-10, 14-16  
9/3/88 N L, 0-3 6-15, 7-15, 5-15  
9/1/89 H W, 3-1 15-12, 11-15, 15-5, 15-10  
11/2/90 N W, 3-0 15-12, 15-10, 15-12  
10/27/96 H W, 3-0 15-1, 15-5, 15-7

**WESTERN CAROLINA (1-1)**

11/6/83 A L, 0-3 13-15, 7-15, 13-15  
8/27/11 H W, 3-0 25-12, 25-10, 25-18

**WESTERN MARYLAND (0-1)**

10/1/82 N L, 0-2 5-15, 12-15

**WESTERN MICHIGAN (0-2)**

9/8/00 N L, 1-3 6-15, 16-14, 7-15, 4-15  
 8/26/11 H L, 1-3 22-25, 22-25, 25-23, 15-25

**WESTERN KENTUCKY (0-3)**

9/21/02 N L, 1-3 27-30, 30-17, 22-30, 28-30  
 8/31/12 H L, 1-3 25-22, 15-25, 14-25, 16-25  
 9/13/13 A L, 1-3 23-25, 25-18, 19-25, 19-25

**WICHITA STATE (1-0)**

10/13/90 N W, 3-1 15-11, 15-17, 16-14, 15-10

**WILLIAM & MARY (20-21)**

9/26/79 A L, 1-2 7-15, 13-15, 15-13  
 9/23/80 H L, 1-2 1-15, 15-12, 12-15  
 9/25/80 A L, 3-2 9-15, 15-9, 15-12, 9-15, 15-17  
 10/11/80 A L, 0-2 9-15, 6-15  
 10/20/81 H W, 3-1 15-9, 3-15, 15-4, 15-11  
 11/6/81 N L, 0-2 13-15, 10-15  
 11/15/81 N W, 2-0 15-1, 15-4  
 9/21/82 H W, 3-1 15-7, 15-10, 10-15, 15-11  
 9/28/83 A L, 2-3 5-15, 15-11, 6-15, 16-14, 14-16  
 11/12/83 N L, 0-2 6-15, 7-15  
 9/22/84 N W, 2-0 15-8, 16-14  
 10/12/84 H W, 3-0 15-6, 15-12, 15-8  
 9/20/85 N L, 1-2 8-15, 15-11, 14-16  
 9/21/85 N W, 2-1 16-14, 6-15, 15-4  
 10/1/85 A L, 1-3 7-15, 12-15, 15-6, 8-15  
 9/20/86 N L, 0-3 10-15, 8-15, 11-15  
 11/1/86 H W, 3-1 9-15, 15-8, 15-10, 15-3  
 10/6/87 A L, 1-3 5-15, 14-16, 15-9, 14-16  
 9/17/88 A L, 0-3 9-15, 11-15, 2-15  
 10/4/88 H L, 1-3 9-15, 16-14, 15-17, 7-15  
 9/5/89 A L, 2-3 15-12, 9-15, 11-15, 15-11, 14-16  
 9/22/89 H W, 3-2 15-12, 9-15, 15-6, 9-15, 15-6  
 9/23/89 H L, 0-3 5-15, 9-15, 12-15  
 10/5/90 H L, 2-3 15-12, 15-12, 4-15, 14-16, 14-16  
 8/31/91 H L, 2-3 15-3, 8-15, 10-15, 15-8, 13-15  
 11/16/91 A W, 3-1 15-13, 15-9, 10-15, 15-10  
 9/19/92 H L, 0-3 13-15, 9-15, 13-15  
 9/3/93 A W, 3-0 15-13, 15-9, 15-12  
 9/29/94 H L, 2-3 3-15, 15-11, 15-11, 9-15, 8-15  
 11/1/95 A L, 2-3 17-15, 13-15, 9-15, 15-12, 14-16  
 10/1/96 H W, 3-1 16-14, 15-17, 15-12, 15-11  
 9/16/97 A W, 3-0 15-9, 15-8, 15-6  
 9/1/98 H W, 3-0 15-10, 15-13, 15-6  
 9/10/99 A W, 3-0 15-11, 15-6, 15-13  
 9/1/00 H W, 3-1 16-14, 15-5, 10-15, 15-6  
 9/8/01 A L, 0-3 28-30, 21-30, 20-30  
 9/7/02 H W, 3-0 30-27, 30-25, 30-22  
 9/16/03 A W, 3-0 30-20, 30-17, 30-25  
 9/1/04 H W, 3-0 30-16, 30-17, 30-15  
 9/21/13 H W, 3-1 24-26, 25-22, 25-18, 25-21  
 9/19/15 N W, 3-0 25-19, 25-20, 25-22

**WINTHROP (0-1)**

10/18/80 N L, 0-2 12-15, 13-15

**WISCONSIN (0-3)**

9/20/86 N L, 0-3 6-15, 12-15, 10-15  
 9/11/93 A L, 0-3 11-15, 0-15, 4-15  
 9/17/04 A L, 0-3 20-30, 20-30, 21-30

**WRIGHT STATE (3-2)**

11/11/88 H W, 3-1 15-9, 9-15, 15-8, 15-5  
 9/7/90 A L, 0-3 12-15, 10-15, 13-15  
 9/2/95 H L, 0-3 10-15, 9-15, 13-15  
 9/12/03 N W, 3-0 30-22, 30-22, 30-28  
 9/2/06 H W, 3-0 30-27, 30-22, 30-21

**XAVIER (0-1)**

9/9/00 A L, 0-3 14-16, 9-15, 12-15

**YOUNGSTOWN STATE (2-1)**

11/10/84 N W, 3-0 15-6, 15-7, 15-13  
 9/12/14 N L, 2-3 20-25, 25-22, 25-20, 22-25, 16-18  
 9/7/18 H W, 3-0 25-10, 25-21, 25-13

\$- NCAA TOURNAMENT

% ACC TOURNAMENT

# ALL-TIME LETTERWINNERS



**A**

Abramek, Kimberly	1983-84-85-86
Adams, McKenzie	2010
Allen, Christa (Capt.)	1987-88-89
Anderson, Jason (Mgr.)	1996-97
Anderson, Stacey (Capt.)	1989-90
Andrews, Kimberly	1992
Anukwuem, Chino	2016-17-18-19
Arnette, Cathy	1999-00
Ashby, Alan (Mgr.)	1992-93-94-95
Ashcraft, Whitney (Capt.)	2000-01-02-03
Asque, Simone	2008-09-10-11

**B**

Banes, Ashley	1995
Banker, Kiley	2016-17
Barnak, Sean (Mgr.)	1991
Barnes, Amanda	2012-13
Bartholomew, Sherry (Capt.)	1979-80-81
Bausback, Natalie	2012-13-14-15
Bell, Kathy	1991-92
Bilger, Whitney	1996-97-98-99
<b>Billiard, Sarah</b>	<b>2017-18-19</b>
Blair, Morgan	2011-12-13-14
Bonforte, Felicia	1986-87
Boyle, Shannon	2000-01-02-03
<b>Boyleston, Maddie</b>	<b>2019</b>
Branagh, Kathleen	2003
Bruneau, Marlow (Capt.)	2005-06-07-08
Brockell, Beth	1987-88-89
Bruner, Nancy	1979
Bryan, Colleen	1980
Builteman, Dana	1993-94
Burcescu, Vivian	2012-13
Burton, Jasmine (Capt.)	2013-14-15-16

**C**

Caldwell, Melissa	2004-05-06-07
Casey, Whitney (Capt.)	1995-96
Cash, Jonie (Mgr.)	1997
Chaney, Kristin (Capt.)	2002-03-04-05
<b>Ciprian, Milla</b>	<b>2018-19</b>
Clark, Rachel	2010-11
Coleman, Hannah	2012
Coleman, Laura	1981-82
Collignon, Donna	1984-85-86
Courain, Dan (Mgr.)	2004
Cowgill, Paul (Mgr.)	1992-93-94-95
Cushman, A.J. (Capt.)	2007-08-09-10

**D**

Davis, Paige (Capt.)	2000-01-02-03
Davis, Shannon (Capt.)	2005-06-07-08
DeFazio, Theresa (Mgr.)	1996-97
Delorier, Rilla (Capt.)	1985-86-87-88
Dickson, Lauren	2006-07-08-09
Dobrzanski, Barbara	1986-87
<b>Dominique, Simone</b>	<b>2019</b>
Downs, Deidre	1998

**E**

Everett, Stephanie	2004-05-06
Ejesieme, Krystal	2015-16

**F**

Fauntleroy, Haley	2014-15-17
Farrar, Tobi (Capt.)	2009-10-11-12
Fischer, Andrea	1997-98-99-01
Flannigan, Maureen	1990-91
Flower, Lisa	1990-91-92
Folga, Claire	1995-96-97-98
<b>Francis, Jayna</b>	<b>2019</b>
Fuller, Lauren	2013-14-15
Fuller, Manon	2012-13-14-15

**G**

Gardner, Katherine	1985
Geocariss, Alexis (Capt.)	2001-02-03-04
Gilman, Jo Anne	1983-84-85-86
Gorham, Elizabeth (Capt.)	1983-84-85
Gray, Rachel (Capt.)	2009-10-11-12
Greene, Suzanne (Capt.)	1981-82-83-84
Gunn, Ameenah	1993-94

**H**

Hammers, Anne Marie	1988-89-90-91
Hammon, Jenny (Capt.)	1999-00-01
Hedstrom, Liz (Capt.)	1979
Heilpern, Kathie (Capt.)	1979-80-81
Hester, Tara	2006-07-08-09

Hill, Sydney (Capt.)	2007-08-09-10
Homer, Jane	2016-17
Hott, Robert (Mgr.)	2006
Hughes, Cheri	1993
Hylton, Annie	2001-02-03-04

**I**

Irvin, Kelly	2007-08
--------------	---------

**J**

Janowski, Tori	2011-12-13-14
Jansson, Greta	1988-89-90-91
<b>Jarman, Christine</b>	<b>2018-19</b>
Jones, Katie (Capt.)	1997-98-99-00

**K**

Katzenbach, Kerry	1993
Kaufman, Kiersten	1999-00-01-02
Kazaroff, Coral	2015-16
Kelpfer, Anne	1982
Kirkwood, Emily (Capt.)	2003-04-05-06
Kirkwood, Sarah (Capt.)	2004-05-06-07
Kirkwood, Steve (Mgr.)	1991-92-93
Kole, Haley (Capt.)	2013-14-15-16
Krolikowski, Lisa (Capt.)	2003-04-05
Kuipers, Simona	1999-00-01-02
Kuo, Chien (Mgr.)	2007

**L**

Laborde, Celeste	2001-02-03
Lawson, Nikki	1993-94-95-96
<b>Leland, Krsiten</b>	<b>2018-19</b>
Lind, Haley	2014-15

**M**

Martz, Mindy (Capt.)	1986-87-88-89
<b>Matthews, Mattison</b>	<b>2019</b>
Mattwell, Susan (Capt.)	1981-82-83-84
McDowell, Meghan	2014-15-16
McNiel, Lindsay	1996
Meisel, Michelle	1983-84-85
Michaels, Erica	1990
Mikolajczak, Melissa (Capt.)	1987-88-89-91
Miller, Blair	1998
Miller, Kelsey	2016-17
Mitchell, Amy (Capt.)	1994-95-96-97
Moran, Joshua (Mgr.)	2003-04-05-06
Murmane, Ellen (Mgr.)	1979-80-81

**N**

Novakovic, Jelena	2016-17-18-19
-------------------	---------------

**O**

Oakes, Katie	2004-05-06-07
Oehlstrom, Christy	1987-88-89-90
O'Leary, Meghan	2003-04
Osborne, Bonita	1986-87-88
Oscro, Lindsay (Capt.)	2003-04-05-06
O'Shoney, Jessica	2009-10-11-12

**P**

Parsons, Jessica (Capt.)	1996-97-98-99
Pauly, Dana	1994
Perilli, Emily	2003-04-05-06
Peters, Amy (Capt.)	1991-92-94
Phillips, Lily	2001-02
Pippin, Paige	1987

**R**

Rendina, Brittani	2007-08-09
Rhein, Kelly	2008
Riccolo, Lexi	2013-14-15-16
Robinson, Thyra	1982-83
Rogall, Donna (Capt.)	1979-80-81-82
Rottman, Emily (Capt.)	2010-11-12-13
Russo, Taylor (Capt.)	2004-05-06-07

**S**

Santelli, Felicia	1989-90
Samo, Teresa (Capt.)	1992-93-94-95
Schellhammer, Paul (Mgr.)	1985-86-88
Schleicher, Erinn	1992
Scott, Mary Frances (Capt.)	1996-97-98-99
Scraftord, Caroline	2016
Sears, Kayla	2012-13-14-15
Sebastian, Harley	2015-16-17
Selby, Ruth	2002
Shelton, Beth	2005-06-07-08
Shelton, Sydney	2011-12-13-14
Sherwood, Kristin	1998

Shulman, Tamara	1995-96-97-98
Simenc, Nika	2010
Slovanic, Abby	1993-94
Smith, Marcie (Capt.)	1979
Snediker, Katherine	1995
<b>Spencer, Alex</b>	<b>2017-18-19</b>
Spencer, Dana (Capt.)	1990-91-92
Stanton, Courtney (Capt.)	1992-93-94-95
Styranski, Virginia	1983
Suber, Karlie	2013-14-15
Sultzter, Jesse (Mgr.)	2001-02
Svette, Laura	2000
Synan, Katie (Capt.)	2000-01-02

**T**

Taylor, Barbie	1980
Thorson, Alex	2014-15-16
Torrence, Donna	1979
Trebels, Hillary (Capt.)	2008-09-10-11
<b>Turner, Grace</b>	<b>2018-19</b>

**U**

Udall, Tess	2008-09-10-11
-------------	---------------

**V**

Vandergriff, Trudy (Capt.)	1979-80-81-82
Van Hoover, Darcy (Capt.)	1991-92-93-94
Voelker, Kendahl	2007-08-09-10

**W**

Wahlers, Shannon	1994-95-96-97
Walsh, Anna	2015
Warner, Kara	1989
Welborn, Abby	2011-12-13-14
Wells, Amanda (Capt.)	1995-96-97-98
Westervelt, Karoline (Capt.)	1982-83-84-85
Whittenburg, Abby	2000-01
Wildermuth, Beth (Capt.)	2010-11
<b>Williams, Josi</b>	<b>2019</b>
<b>Wilson, Megan</b>	<b>2017-18-19</b>
Wineholt, Jennifer	2016-17-18-19
Winters, Kristi	1997-98
Witherspoon, Deb (Mgr.)	1989
Wolodkewitsch, Olivia	2017-18
Woolridge, Mallory (Capt.)	2010-11-13

**Y**

Young, Kat	2016-17-18
Young, Lindsey	1995

**Z**

Zwarich, Deanna (Capt.)	1997-98-99-00
-------------------------	---------------

2017 returners listed in bold.