



VIRGINIA

VOLLEYBALL

2020 VIRGINIA SCHEDULE

Sept. 18		THE CITADEL Memorial Gym	ACCNEX	W, 3-0
Oct. 2		DUKE* Memorial Gym	ACCNEX	L, 0-3
Oct. 16		at Virginia Tech* Cassell Coliseum	ACCNEX	L, 1-3
Oct. 18		at Virginia Tech* Cassell Coliseum	ACCNEX	L, 1-3
Oct. 23		NC STATE* Memorial Gym	ACCNEX	L, 1-3
Oct. 24		NC STATE* Memorial Gym	ACCNEX	L, 1-3
Oct. 30		at DUKE* Cameron Indoor	ACCNEX	6:30 PM
Oct. 31		at North Carolina* Carmichael Arena	ACCNEX	5 PM
Nov. 1		at North Carolina* Carmichael Arena	ACCNEX	4 PM

THE MATCHUP



Game #7 · Oct. 30, 2020
Virginia at Duke
 Series History: Duke leads 55-13
 Last Meeting: Duke 3-0 | Oct. 2, 2020



1-5, 0-5 ACC

5-2, 5-2 ACC

VIRGINIA PROBABLES

STARTERS

No.	Name	Pos.	SP	K/S	B/S	A	D/S	Of Note:
6	Megan Wilson	S	22	0.14	0.18	183	1.45	Moved into 6th all-time in assists at UVA
19	Grace Turner	OH	19	3.00	0.32	4	2.42	Returning from 2019 ACL injury
11	Milla Ciprian	MB	8	3.00	1.25	1	0.38	Played first matches of year against NCST
13	Mattison Matthews	MB	22	1.82	1.23	-	0.05	18th in country in B/S
21	Sarah Billiard	OH/RS	22	2.64	0.68	-	0.77	Needs 79 kills to eclipse 1,000
24	Madison Morey	L/DS	11	0.00	0.00	3	3.09	ACC Fr. of the Week following match 1

LIBERO

No.	Name	Pos.	SP	D	D/S	SA	Of Note:
2	Alex Spencer	L/DS	22	117	5.32	4	Sixth nationally & leads ACC in D/S

KEY RESERVES

No.	Name	Pos.	SP	K/S	B/S	A	D/S	Of Note:
4	Christine Jarman	OH/RS	17	0.76	0.24	1	0.47	Played middle in first two matches
10	Maddie Boylston	S	12	-	-	49	1.17	
9	Jayna Francis	OH	22	2.27	0.50	1	1.68	13 kills, hit .370 against NCST (10/23)

FIRST SERVE

WILSON REACHES SIXTH

- With 90 assists between the two matches against NC State, senior Megan Wilson moved into sixth in all-time assists at UVA
- Wilson turned in season-highs of 43 and 47 assists against the Wolfpack, operating a 5-1 offense for the shorthanded Cavaliers

SPENCER CONTINUES STELLAR PLAY

- Senior Alex Spencer is quietly turning in her best season on Grounds with a 5.32 digs per set average
- Spencer set a career high with her 27 digs on Sunday (10/18) at Virginia Tech
- She matched that 27-dig output two matches later against NC State
- Spencer's 5.32 digs per set leads the ACC and ranks sixth nationally this fall
- The mark would be the second-highest single-season D/S average in program history

FRANCIS FIRES UP ATTACK

- Sophomore Jayna Francis has found her footing offensively over the past three matches, recording 33 kills
- Against Virginia Tech (10/18) Francis floored a team-best 12 kills while hitting .212 in attack
- The next match, Francis hit a season-best .370 with 13 kills against NC State (10/23)

FOLLOW THE HOOS



@UVAVolleyball
 @VirginiaSports
 @AaronKyleSmith



UVAVolleyball



UVAVolleyball

MEDIA INFORMATION

Jacob Bell - Assistant Director (Volleyball Contact)
 Office: (434) 982-5500
 Direct: (434) 982-5131
 Cell: (434) 270-9425
 Email: jacob.bell@virginia.edu



QUICK FACTS

General Information

LocationCharlottesville, Va. 22904
Founded1819 by Thomas Jefferson
Enrollment 22,805/16,804
NicknameCavaliers, Wahos, Hoos
ColorsJefferson Blue & Cavalier Orange
Affiliation NCAA Division I
ConferenceACC
President..... Dr. James E. Ryan
Athletics Director.....Carla Williams
Home Court..... Memorial Gymnasium
(1000)
Web Site..... www.virginiaspports.com

Team Information

2019 Overall13-18
ACC Record/Finish 5-13/11th
Letterwinners Returning/Lost..... 11/1
Starters Returning/Lost.....6+L/0
Redshirts Returning 1
Newcomers..... 4

Coaching Staff

Head Coach Aaron Smith
Record At Virginia (Season) 29-67 (4rd)
Alma Mater..... Penn State, '07
Assistant Coach/Recruiting..... Nikki Dailey
Assistant Coach..... Joe Klein
Volunteer Assistant Joe Portland
Director of Operations Kelsea Kalich

Virginia Volleyball History

All-Time Record (Years)641-705 (41)
All-Time ACC Record (Years).....216-347 (37)
NCAA Tournaments..... 2 (1998, 1999)
NCAA Tournament Record 0-2

2020 VIRGINIA VOLLEYBALL ROSTER

NO.	NAME	YR.	HT.	POS.	HOMETOWN/PREVIOUS SCHOOL
1	Josi Williams	So.	5-4	L/DS	Leesburg, Va./Loudoun County HS
2	Alex Spencer	Sr.	5-11	L/DS	Canton, Ohio/Jackson HS
4	Christine Jarman	Sr.	6-0	OH	Boynton Beach, Fla./Alabama
6	Megan Wilson	Sr.	5-10	S	Brookeville, Md./Sherwood HS
9	Jayna Francis	So.	6-0	OH	Virginia Beach, Va./Princess Anne HS
10	Maddie Boylston	So.	5-10	S	Mount Pleasant, S.C./Wando HS
11	Milla Ciprian	Jr.	6-2	MB	St. John's, Fla./Creekside HS
13	Mattison Matthews	So.	5-11	MB	Charleston, S.C./Ashley Hall HS
14	Mary Shaffer	Fr.	6-0	OH	Cincinnati, Ohio/St. Ursula Academy
15	Laila Rogers	Fr.	5-11	MB	Rockville, Md./Richard Montgomery HS
19	Grace Turner	R-So.	6-3	OH	Cincinnati, Ohio/McNicholas HS
20	Czhen Beneby	Fr.	6-4	MB	West Palm Beach, Fla./Dreyfoos School
21	Sarah Billiard	Sr.	6-0	OH/RS	Matthews, N.C./Covenant Day School
22	Kristen Leland	Jr.	5-4	L/DS	Dallas, Texas/Episcopal School of Dallas
23	Simone Dominique	So.	6-0	OH	San Marino, Calif./Notre Dame
24	Madison Morey	Fr.	5-7	L/DS	Marietta, Ga./Walton HS
25	Hannah Prendergast	Fr.	5-8	S	Leesburg, Va./Loudoun County HS

Head Coach: Aaron Smith (Penn State, '07), fourth season

Assistant Coach/Recruiting Coordinator: Nikki Dailey (Iowa, '14), third season

Assistant Coach: Joe Klein (Graceland, '10), second season

Director of Operations: Kelsea Kalich (Texas A&M, '17), second season

Volunteer Assistant: Joe Portland (West Chester), second season

Pronunciation Guide

Jayna Francis JAY-nuh
Milla Ciprian MEE-luh SIP-ree-in
Mary Shaffer SHAY-fur
Czhen Beneby ZEN BEN-uh-bee

CIPRIAN'S WELCOME RETURN

- Junior middle blocker Milla Ciprian missed Virginia's first four matches of the year with injuries
- Ciprian returned to the court for the first time in the Cavaliers' series against NC State and produced 24 kills and 10 blocks
- Ciprian hit .339, establishing her as the team leader and also leads the squad with 3.00 kills/set
- Her 1.25 blocks per set would rank 18th in the nation this fall

ROGERS MAKES DEBUT

- Freshman Laila Rogers made her first appearances for Virginia in the weekend matches at Virginia Tech
- Rogers produced 11 kills between the two matches and added a total of three blocks
- Her second outing marked her best, finishing with six kills while hitting .333 with a pair of blocks

MATTHEWS GETS BLOCK ROLLING

- After recording just eight blocks through the first three matches, sophomore Mattison Matthews matched that total in the finale at Virginia Tech
- Matthews averaged 1.00 blocks per set as a freshman and her massive day against the Hokies raised her 2020 average to 1.14 B/S
- Matthews' performance also helped Virginia get its block going, as the Cavaliers recorded 10 blocks while totaling just 13 in the prior three matches
- After the NC State series, Matthews averages 1.23 blocks per set to rank among the ACC and nation leaders

MOREY'S BIG DAY

- Very few freshmen have made a debut like libero Madison Morey turned in against The Citadel
- Morey's 20 digs were the most by a freshman since 2010 when Emily Rottman eclipsed the mark in a four-set match
- The 20 digs were the most by any freshman in a three-setter since 2004 when Melissa Caldwell last etched the mark
- Caldwell and Rottman rank first and third, respectively, in UVA history in career digs

RE-TURNER

- After a stellar freshman campaign led to high hopes entering her sophomore season, Grace Turner suffered a season-ending injury in the third match of 2019
- Turner returned to the court for the first time against Duke and looked every bit her old self with a 12-kill, nine-dig performance
- In the first of two matches at Virginia Tech, Turner floored a season-best 14 kills
- Turner adds a pivotal piece to Virginia's attack as a six-rotation player

BILLIARD CHASING 1,000

- Billiard entered the season needing 137 kills to join the 1,000 career kill club at UVA, she now needs just 79
- Billiard recorded 22 kills over the two matches against Virginia Tech, including a team-leading 12 kills in the Sunday match
- The senior added 19 kills in the series against NC State
- If Billiard reaches the 1,000 kill mark, she will become the 20th Cavalier to do so

HOOS BACK

- Virginia returns 12 players from its 2019 squad, including 74-percent of its kills
- The Cavaliers will lean on four seniors, including hitters Sarah Billiard and Christine Jarman, setter Megan Wilson and libero Alex Spencer
- Billiard led Virginia with 286 kills last season and needs 137 to eclipse 1,000 career kills
- Other notable returners include middle blockers Milla Ciprian (Jr.) and Mattison Matthews (So.), who combined for 315 kills and 202 blocks

RECORD WHEN

CATEGORY	RECORD
Overall.....	1-5
Conference	0-5
Home	1-3
Away	0-2
Neutral	0-0

Three sets	1-1
Four sets	0-4
Five sets	
Won first set	1-1
Lost first set	0-4
Against ranked teams	0-1
Against unranked teams	1-4

Leading in kills	1-1
Trailing in kills	0-4
Tied in kills	
Leading in blocks	1-2
Trailing in blocks	0-3
Tied in blocks	
Leading in digs.....	1-2
Trailing in digs	0-3
Tied in digs	
Leading in aces.....	1-0
Trailing in aces	0-5
Tied in aces	
Leading in hitting percentage	1-1
Trailing in hitting percentage.....	0-4
Tied in hitting percentage.....	

HITTING PERCENTAGE

.400 or over.....	0-0
.300 to .399.....	0-0
.250 to .299.....	0-0
.200 to .249.....	0-0
.150 to .199.....	1-5
.100 to .150.....	0-0
Below .100.....	0-0

OPPONENT HITTING PERCENTAGE

.400 or over.....	0-0
.300 to .399.....	0-2
.250 to .299.....	0-0
.200 to .249.....	0-1
.150 to .199.....	0-2
.100 to .150.....	1-0
Below .100.....	0-0

BY DAY

Monday	0-0
Tuesday	0-0
Wednesday	0-0
Thursday.....	0-0
Friday	1-3
Saturday.....	0-1
Sunday	0-1

BY MONTH

September.....	1-0
October	0-5
November.....	0-0



MATTHEWS MAKES HISTORY

- Virginia middle blocker Mattison Matthews returns after a stellar freshman campaign which saw her hit a record-setting .382
- The .382 hitting percentage was the best in program history by a UVA freshman and the second highest mark by any Cavalier in 41 years of volleyball
- Matthews was equally dangerous defensively, averaging 1.00 blocks per set
- Her .382 mark bettered the previous freshman record by 18 percentage points and was the highest since three-time All-ACC selection Beth Brockell hit .404 in 1988
- Matthews' freshman campaign landed her in the top 10 among UVA freshmen in hitting percentage, block assists, total blocks and blocks per set

HOOS NEW

- Virginia welcomed five freshmen to Grounds in its latest signing class including two middle blockers in Czhen Beneby and Laila Rogers, outside hitter Mary Shaffer, setter Hannah Prendergast and libero Madison Morey
- Rogers and Shaffer were AVCA high school All-America honorable mentions

A VETERAN HELPER

- Senior Megan Wilson is already among the top 10 in program history for assists with 2,209
- Wilson has been a starter for the Cavaliers in each of her four seasons on Grounds
- Wilson needs just 50 more assists to move into sixth all-time at UVA

MIDDLE MASTERY

- Over the past two seasons, Virginia has owned one of the most potent lineups of middle blockers in the ACC
- In 2019 Ciprian and Matthews each ranked among the top 10 in the ACC in hitting percentage
- The pair combined for 315 kills and 202 blocks, playing a part in 35-percent of Virginia's points scored
- The pair have already claimed top 10 marks at UVA in 14 single-season, match or freshman categories

HOOS vs. BLUE DEVILS

- Virginia and Duke are meeting for the second time this season after the Blue Devils claimed a 3-0 win in Charlottesville on Oct. 2
- Duke leads the all-time series 55-13 and has won the past seven meetings
- Virginia's last win came in 2015 and represents the Hoos' only win over Duke since 2005 – a stretch of 25 matches

AVCA COACHES POLL

Rk.	Team	Points	Record	Prev.
1	Texas (49)	735	8-0	1
2	Baylor	665	7-1	2
3	Kentucky	642	2-0	3
4	Florida	596	0-0	4
5	Notre Dame	508	4-1	5
6	Louisville	468	4-1	6
7	Texas A&M	415	2-0	8
8	Georgia Tech	381	5-1	9
9	Missouri	337	0-0	7
10	Pittsburgh	298	3-3	10
11	Miami (FL)	193	5-2	11
12	Syracuse	167	4-4	14
13	Kansas State	140	3-3	13
14	Duke	116	4-1	12
15	Texas State	64	11-1	NR

ACC STANDINGS

	Conf.	Pct.	Overall	Pct.	Streak
Georgia Tech	7-1	0.875	7-1	0.875	W7
Notre Dame	6-1	0.857	6-1	0.857	W2
Duke	5-2	0.714	5-2	0.714	W1
Louisville	5-2	0.714	5-2	0.714	W1
Virginia Tech	4-2	0.667	5-2	0.714	L1
North Carolina	4-2	0.667	4-2	0.667	W2
Miami	5-3	0.625	5-3	0.625	W1
Pitt	4-4	0.500	4-4	0.500	L1
Syracuse	4-4	0.500	4-4	0.500	W2
NC State	2-4	0.333	2-4	0.333	W2
Clemson	1-3	0.250	1-3	0.250	L3
Florida State	1-3	0.250	1-3	0.250	L1
Wake Forest	0-4	0.000	0-4	0.000	L4
Virginia	0-5	0.000	1-5	0.167	L5
Boston College	0-8	0.000	0-8	0.000	L8



THE LAST TIME VIRGINIA...

OVERALL

Won in three sets9/18/20 vs. The Citadel (25-20, 25-21, 25-23)
 Won in four sets11/3/19 vs. Wake Forest (21-25, 25-16, 25-19, 25-11)
 Won in five sets9/21/19 vs. Elon (25-23, 24-26, 25-18, 22-25, 15-4)
 Lost in three sets10/2/20 vs. #14 Duke (25-23, 25-17, 25-18)
 Lost in four sets 10/24/20 vs. NC State (24-26, 25-21, 25-21, 25-18)
 Lost in five sets 10/6/19 at Miami (18-25, 25-20, 21-25, 25-21, 11-15)

OFFENSE

Hit .300-.399 in a match 11/3/19 vs Wake Forest (.319)
 Hit .400-.499 in a match 11/26/14 at Boston College (.453)
 Hit .500 or better in a match.....never
 Had 70+ kills 10/5/18 vs. Boston College (70)
 Had one player hit .750 or better9/9/16, Chino Anukwuem vs. Saint Louis (.833)
 Had one player with 20-24 kills8/30/19, Grace Turner vs. Furman (21)
 Had one player with 25-30 kills 9/8/18, Sarah Billiard vs. George Mason (25)
 Had one player with 30+ kills 11/17/00, Deanna Zwarich vs. Wake Forest (33)
 Had one player with 30+ points11/25/16, Haley Kole vs. Virginia Tech (35.0)
 Had one player with 80+ attacks 11/1/09, Simone Asque vs. Miami (82)
 Had two players with 15+ kills..... 11/25/16, Haley Kole (29) & Jasmine Burton (16)
 vs. Virginia Tech
 Had three players with 15+ kills 10/5/18, Sarah Billiard (25), Jelena Novakovic (15),
 Grace Turner (15) vs. Boston College

DEFENSE

Held opponent at .000-.100..... 11/27/19 at Virginia Tech (.000)
 Had 15+ blocks 11/22/19 vs. Boston College(16.0)
 Had 20+ blocks11/9/18 vs. Virginia Tech (20.0)
 Had one player with 10+ blocks 11/22/19, Chino Anukwuem vs. Boston College (10)
 Had one player with 10+ block assists..... 10/5/18, Milla Ciprian vs. Boston College (10)
 Had 100+ digs.....10/17/08 vs. Duke (126)
 Had one player with 30+ digs 11/4/18, Kelsey Miller at Georgia Tech (33)

SERVING

Had 10+ aces in a match9/27/19 vs. Virginia Tech (13)
 Had one player with 5+ aces in a match..... 9/27/19, Kelsey Miller vs. Virginia Tech (5)

DOUBLE-DOUBLES

Grace Turner 13 K, 11 D (10/24 vs. NCST)



#1 JOSI WILLIAMS 5-4 | So. | L/DS | Leesburg, Va.




SEASON	CATEGORY	CAREER
	Kills	
	Hitting %	
3 vs. Virginia Tech (10/18)	Assists	
	Service Aces	1 vs. Wake Forest (11/3/19)
1, 2x last vs. Virginia Tech (10/16).....	Digs	1 2x, last at Clemson (11/17/19)
	Blocks.....	
	Points.....	1 vs. Wake Forest (11/3/19)

#2 ALEX SPENCER 5-11 | Sr. | L/DS | North Canton, Ohio



SEASON	CATEGORY	CAREER
6 vs. The Citadel (9/18).....	Kills	18 vs. Wake Forest (10/22/17)
	Hitting %583 (8-1-12) at Pitt (9/19/18)
4 at Virginia Tech (10/16).....	Assists	4 vs. Wake Forest (11/3/19)
1 vs. The Citadel (9/18)	Service Aces	3, 3x, last vs. Furman (8/30/19)
27, 2x last vs. NC State (10/24).....	Digs	27, 2x last vs. NC State (10/24/20)
	Blocks.....	4 vs. Duke (10/20/17)
7 vs. The Citadel (9/18)	Points.....	18.5 vs. Florida State (11/19/17)

#4 CHRISTINE JARMAN 6-0 | Sr. | OH | Boynton Beach, Fla.



SEASON	CATEGORY	CAREER
7 vs. The Citadel (9/18)	Kills	17 at South Alabama (9/1/17)*
.429 vs. The Citadel (9/18)	Hitting %455 (6-1-11) vs. Lehigh (9/20/19)
	Assists	1, 8x, last at Clemson (11/17)
	Service Aces	3 vs. Furman (9/9/17)*
2 vs. The Citadel (9/18)	Digs	16 vs. McNeese State (9/2/17)*
1, 4x last at Virginia Tech (10/18).....	Blocks.....	5, 2x last vs. Elon (9/21/19)
7.5 vs. The Citadel (9/18)	Points.....	17.5 at South Alabama (9/1/17)*

*at Alabama

#6 MEGAN WILSON 5-10 | Sr. | S | Brookeville, Md.



SEASON	CATEGORY	CAREER
1, 3x last vs. NC State (10/24).....	Kills	3, 2x, last at Virginia Tech (11/22/17)
	Hitting %	
47 vs. NC State (10/24).....	Assists	55 vs. George Mason (9/8/18)
	Service Aces	5 at Florida State (9/22/17)
9 vs. NC State (10/24).....	Digs	14 vs. Louisville (10/19/18)
4 vs. NC State (10/24).....	Blocks.....	5 vs. Howard (9/9/17)
1, 3x last vs. NC State (10/24).....	Points.....	6.0 at Florida State (9/22/17)

#9 JAYNA FRANCIS 6-0 | So. | OH | Virginia Beach, Va.



SEASON	CATEGORY	CAREER
13 vs. NC State (10/23).....	Kills	16 vs. Princeton (9/6/19)
.370 vs. NC State (10/23).....	Hitting %429 vs. Princeton (9/6/19)
	Assists	1, 8x, last vs. Clemson (11/8/19)
1 at Virginia Tech (10/16).....	Service Aces	2, 3x last vs. Wake Forest (11/3/19)
11 vs. The Citadel (9/18)	Digs	14 at Ohio (9/14/19)
3 at Virginia Tech (10/16).....	Blocks.....	4 vs. Pitt (9/25/19)
14 vs. NC State (10/23).....	Points.....	16.5 vs. Princeton (9/6/19)



#10 MADDIE BOYLSTON 5-10 | So. | S | Mount Pleasant, S.C.



SEASON	CATEGORY	CAREER
	Kills	
	Hitting %	
15 - 2x last vs. Duke (10/2).....	Assists	25 vs. Elon (9/21/19)
6 vs. Duke (10/2)	Service Aces	
	Digs	8 vs. Elon (9/21/19)
	Blocks.....	
	Points.....	

#11 MILLA CIPRIAN 6-2 | Jr. | MB | St. John's, Fla.



SEASON	CATEGORY	CAREER
13 vs. NC State (10/24).....	Kills	16 vs. NC State (10/18/19)
.355 vs. NC State (10/24).....	Hitting %	583 (7-0-12) at Miami (10/6/19)
1 vs. NC State (10/24).....	Assists	2, 2x last vs. Elon (9/21/19)
	Service Aces	2, 4x last vs. Duke (11/3/19)
2 vs. NC State (10/23).....	Digs	5 at Miami (10/6/19)
8 vs. NC State (10/24).....	Blocks.....	13 vs. Boston College (10/5/18)
17 vs. NC State (10/24).....	Points.....	19 vs. NC State (10/18)

#13 MATTISON MATTHEWS 5-11 | So. | MB | Charleston, S.C.



SEASON	CATEGORY	CAREER
9 at Virginia Tech (10/16)	Kills	12 vs. Virginia Tech (9/27/19)
.500 at Virginia Tech (10/16).....	Hitting %	692 (10-1-13) at Boston College (10/11/19)
	Assists	1, 2x last vs. UNCG (9/21/19)
	Service Aces	
1 at Virginia Tech (10/16).....	Digs	2 vs. Coastal Carolina (8/31/19)
8 at Virginia Tech (10/18).....	Blocks.....	8 vs. Elon (9/21/19)
12 at Virginia Tech (10/18).....	Points.....	15 vs. Virginia Tech (9/27/19)

#14 MARY SHAFFER 6-0 | Fr. | OH | Cincinnati, Ohio



SEASON	CATEGORY	CAREER
	Kills	
	Hitting %	
	Assists	
	Service Aces	
	Digs	
	Blocks.....	
	Points.....	


#15 LAILA ROGERS 5-11 | Fr. | MB | Rockville, Md.



SEASON	CATEGORY	CAREER
6 at Virginia Tech (10/18)	Kills	
.333 at Virginia Tech (10/18).....	Hitting %	
	Assists	
	Service Aces	
	Digs	
2 at Virginia Tech (10/18).....	Blocks.....	
7 at Virginia Tech (10/18).....	Points.....	



#19 GRACE TURNER 6-3 | R-So. | OH | Cincinnati, Ohio



SEASON	CATEGORY	CAREER
14 at Virginia Tech (10/16).....	Kills	21 vs. Furman (8/30/19)
.222 vs. Duke (10/2)	Hitting %412 (7-0-17) vs. YSU (9/7/18)
.....	Assists	2 vs. Miami (9/30/18)
2, 2x last at Virginia Tech (10/16)	Service Aces	3 vs. Louisville (10/19/18)
11 at Virginia Tech (10/18).....	Digs	16 at NC State (10/12/18)
3 vs. NC State (10/23).....	Blocks.....	5 vs. Virginia Tech (11/10/18)
16 at Virginia Tech (10/16).....	Points	22.0 vs. Furman (8/30/19)

#20 CZHEN BENEBY 6-4 | Fr. | MB | West Palm Beach, Fla.



SEASON	CATEGORY	CAREER
.....	Kills
.....	Hitting %
.....	Assists
.....	Service Aces
.....	Digs
.....	Points

#21 SARAH BILLIARD 6-0 | Sr. | OH | Matthews, N.C.



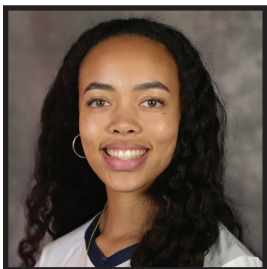
SEASON	CATEGORY	CAREER
12 at Virginia Tech (10/18).....	Kills	25 vs. George Mason (9/8/18)
.280 vs. Duke (10/2)	Hitting %588 (10-0-17) vs. UNCG (9/21)
.....	Assists	2 vs. Loyola (8/31)
1 at Virginia Tech (10/16).....	Service Aces	2, 2x, last at Liberty (9/11/18)
5, 2x last vs. NC State (10/24).....	Digs	6 vs. Oregon State (8/24/18)
6 at Virginia Tech (10/18).....	Blocks.....	8 vs. Virginia Tech (11/10/18)
15 at Virginia Tech (10/18).....	Points	27 vs. George Mason (8/31/18)

#22 KRISTEN LELAND 5-4 | Jr. | DS/L | Dallas, Texas



SEASON	CATEGORY	CAREER
.....	Kills	1 vs. Elon (9/21/19)
.....	Hitting %
.....	Assists	5, 2x last vs. Clemson (11/8/19)
1, 2x last at Virginia Tech (10/16)	Service Aces	2, 2x last at Wake Forest (11/15/19)
10, vs. NC State (10/23).....	Digs	11 vs. Lehigh (9/20/19)
.....	Blocks.....
.....	Points	2, 2x last at Wake Forest (11/15/19)

#23 SIMONE DOMINIQUE 6-0 | So. | OH | San Marino, Calif.



SEASON	CATEGORY	CAREER
6 vs. The Citadel (9/18)	Kills	6 vs. The Citadel (9/18)
.211 vs. The Citadel (9/18)	Hitting %211 vs. The Citadel (9/18)
.....	Assists
.....	Service Aces
8 vs. Duke (10/2)	Digs	8 vs. Duke (10/2)
1, 3x last at Virginia Tech (10/16)	Blocks.....	1 vs. Col. of Charleston (9/13/19)
6.5 vs. The Citadel (9/18)	Points	6.5 vs. The Citadel (9/18)



#24 MADISON MOREY 5-7 | Fr. | L/DS | Marietta, Ga.



SEASON	CATEGORY	CAREER
.....	Kills
.....	Hitting %
.....	Assists
.....	Service Aces
20 vs. The Citadel (9/18)	Digs
.....	Blocks
.....	Points

#25 HANNAH PRENDERGAST 5-8 | Fr. | S | Leesburg, Va.



SEASON	CATEGORY	CAREER
.....	Kills
.....	Hitting %
.....	Assists
.....	Service Aces
.....	Digs
.....	Points



AARON SMITH

HEAD COACH | FOURTH SEASON

Smith is entering his fourth year as head coach and ninth overall with the Cavaliers in 2020.

The 2019 season, Smith's third at the helm of the Cavaliers, saw Virginia improve its win total for a third consecutive season. Virginia's 13 victories marked the most for the program since 2015, despite four starters having seasons cut short by injuries. The Cavaliers also swept rival Virginia Tech in the season series for the first time since 2013.

In his second season leading the Cavaliers, Smith guided the program's first victory over North Carolina since 2008. Virginia improved its hitting percentage on the offensive side while also posting the lowest opponent hitting percentage since 2010. In his first season as head coach in 2017, Smith guided outside hitter Sarah Billiard to an ACC All-Freshman recognition. Billiard averaged 2.84 kills per set, the ninth-highest mark by a Virginia freshman.

The following year, another freshman excelled under Smith's tutelage as Milla Ciprian set the Virginia freshman record with 1.35 blocks per set in 2018. Ciprian became just the fourth freshman to ever record 100 total blocks. She also set a school record for blocks in a five-set match with 13 against Boston College.

On the recruiting trail, Smith's 2019 signing class included four members on the AVCA Under Armour High School All-America rosters. The class boasts the third-most High School All-Americans in the country.

Smith was named the head coach of the Virginia volleyball program in February 2017 after serving as associate head coach for one season and assistant coach for four seasons. During that span, Smith helped guide UVA to three-straight winning seasons for the first time since 2006-08.

Smith was honored with the AVCA Thirty Under 30 award in 2013 as one of the country's up-and-coming coaching talents under the age of 30.

In his time with the Cavaliers, UVA has seen improvement in numerous areas. Three players have joined the 1,000 kills club, with Haley Kole finishing her career ranked fourth all-time with 1,457 kills. Under his tutelage, Jasmine Burton earned AVCA All-East Coast Region Honorable Mention and All-ACC Second Team honors as a senior and was the ACC Freshman of the Year in 2013.

With Smith at the helm, Natalie Bausback finished her Virginia career with 1,074 kills (13th) and 409 total blocks (8th). Anna Walsh played her freshman season under Smith's guidance, earning ACC Freshman of the Week honors four times and being named the AVCA All-East Coast Region Rookie of the Year after totaling 301 kills with a team-best .354 hitting percentage and 100 blocks (4th among UVA freshmen).

As a team, Smith was part of guiding UVA to its best non-conference record (8-3 in 2015) since 2006 and a 10-3 record at home with six-straight wins to begin the season. UVA also ended a 17-match losing streak to Duke with a 3-1 win on the road. In 2014, UVA opened the season 6-0 for the first time since 2003.

Smith also saw the Cavaliers receive eight All-ACC honors, four AVCA All-Region honors, ACC Freshman of the Year and four players named to the All-ACC Freshman Team.

SMITH'S SETUP

- 10 years coaching experience
- Eighth season at UVA
- AVCA 30 Under 30 Award

PRIOR EXPERIENCE

- Associate HC - 2016
- Assistant Coach - 2012-15
- Northwestern AC - 2009-11
- Wake Forest AC - 2008

PLAYING DAYS

- Penn State - 2004-07
- Four NCAA Tournaments
- 2003 VHSL Player of the Year

COACHING RECORD

AT UVA	
2017.....	7-24
2018.....	8-20
2019.....	13-18
2020.....	1-5

CAREER RECORDS

1,000 KILLS CLUB

1. Sarah Kirkwood	1,924
2. Deanna Zwarich	1,528
3. Greta Jansson	1,465
4. Haley Kole	1,457
5. Simone Asque	1,442
6. Paige Davis	1,432
7. Anne Marie Hammers	1,420
8. Courtney Stanton	1,413
9. Jessica Parsons	1,347
10. Lindsay Osco	1,315
11. Tori Janowski	1,202
12. Jasmine Burton	1,139
13. Shannon Davis	1,111
14. Natalie Bausback	1,074
15. Amy Mitchell	1,073
16. Katie Oakes	1,012
17. Alexis Geocaris	1,008
18. Lauren Dickson	1,006
19. Andrea Fischer	1,000

KILLS PER SET

1. Sarah Kirkwood	(1,924 K, 432 S) 4.45
2. Greta Jansson	(1,465 K, 369 S) 3.97
3. Whitney Casey	(807 K, 213 S) 3.79
4. Simone Asque	(1,038 K, 298 S) 3.48
5. Deanna Zwarich	(1,528 K, 455 S) 3.36
6. Courtney Stanton	(1,413 K, 426 S) 3.32
7. Jessica Parsons	(1,347 K, 413 S) 3.26
8. Paige Davis	(1,432 K, 451 S) 3.18
9. Haley Kole	(1,457 K, 461 S) 3.16
10. Lauren Dickson	(1,006 K, 346 S) 2.91

ATTACK ATTEMPTS

1. Sarah Kirkwood	4,972
2. Simone Asque	4,212
3. Haley Kole	4,110
4. Paige Davis	4,018
5. Lindsay Osco	3,911
6. Deanna Zwarich	3,747
7. Courtney Stanton	3,727
8. Anne Marie Hammers	3,723
9. Jessica Parsons	3,331
10. Lauren Dickson	3,131

ATTACK PERCENTAGE (MIN. 500 ATT)

1. Beth Brockell	(913 K, 253 E, 1954 A) .338
2. Greta Jansson	(1456 K, 474 E, 3039 A) .326
3. Jessica O'Shoney	(970 K, 320 E, 2315 A) .281
Stacey Anderson	(218 K, 71 E, 523 A) .281
5. Alexis Geocaris	(1008 K, 349 E, 2368 A) .278
6. Jasmine Burton	(1139 K, 368 E, 2842 A) .271
7. Mindy Martz	(911 K, 341 E, 2108 A) .270
8. Sarah Kirkwood	(1924 K, 603 E, 4972 A) .266
9. Jessica Parsons	.264
Beth Gorham	(775 K, 234 E, 2053 A) .264
Shannon Davis	(1111 K, 388 E, 2737 A) .264

ASSISTS

1. Mary Frances Scott	6,044
2. Emily Kirkwood	5,424
3. Lauren Fuller	4,034
4. Lisa Flower	3,071
5. Jo Anne Gilman	3,040
6. Dana Builteman	2,259
7. Megan Wilson	2,209
8. Beth Wildermuth	2,020
9. Jennifer Wineholt	1,889
10. Abby Whittenburg	1,870

ASSISTS PER SET

1. Mary Frances Scott	(6,044 A, 485 S) 12.46
2. Emily Kirkwood	(5,424 A, 456 S) 11.89
3. Lauren Fuller	(4,034 A, 367 S) 10.99
4. Dana Builteman	(2,259 A, 236 S) 9.57
5. Abby Whittenburg	(1,870 A, 204 S) 9.17
6. Beth Wildermuth	(2,020 A, 223 S) 9.06
7. Lisa Flower	(3,071 A, 357 S) 8.60
8. Lily Phillips	(1,217 A, 146 S) 8.34
9. Jo Anne Gilman	(3,040 A, 374 S) 8.13
10. Stacey Anderson	(1,834 A, 229 S) 8.01

SERVICE ACES

1. Sarah Kirkwood	223
2. Emily Kirkwood	167
3. Andrea Fischer	154
4. Lindsay Osco	148
5. Jo Anne Gilman	139
6. Mary Frances Scott	134
7. Sue Mattwell	132
8. Missy Mikolajczak	130
9. Katie Jones	128
Whitney Casey	128

DIGS (1,000 DIG CLUB)

1. Melissa Caldwell	1,954
2. Anne Marie Hammers	1,886
3. Emily Rottman	1,770
4. Whitney Ashcraft	1,603
5. Lexi Riccolo	1,507
6. AJ Cushman	1,432
7. Katie Jones	1,381
8. Missy Mikolajczak	1,378
9. Mary Frances Scott	1,356
10. Kelsey Miller	1,315
11. Courtney Stanton	1,298
12. Sarah Kirkwood	1,195
13. Paige Davis	1,107
14. Lindsay Osco	1,077
15. Beth Shelton	1,074
16. Claire Folga	1,048
17. Amy Peters	1,032

DIGS PER SET

1. Melissa Caldwell	(1,954 D, 444 S) 4.40
2. Anne Marie Hammers	(1,886 D, 497 S) 3.80
3. Emily Rottman	(1,229 D, 124 S) 3.71
Brittani Rendina	(893 D, 241 S) 3.71
5. Whitney Ashcraft	(1,603 D, 453 S) 3.54
6. Whitney Casey	(745 D, 213 S) 3.50
7. AJ Cushman	(1,432 D, 424 S) 3.38
8. Kelsey Miller	(1,315 D, 391 S) 3.36
9. Lexi Riccolo	(1,507 D, 487 S) 3.09
10. Katie Jones	(1,381 D, 448 S) 3.08
11. Courtney Stanton	(1,298 D, 426 S) 3.05

BLOCK SOLOS

1. Mindy Martz	119
2. Rilla Delorier	118
3. Greta Jansson	98
4. Dana Spencer	92
5. Jessica Parsons	91
6. Kara Warner	80
7. Deanna Zwarich	75
8. Natalie Bausback	69
9. Anne Marie Hammers	65
10. Shannon Davis	64

BLOCK ASSISTS

1. Rilla Delorier	440
2. Mindy Martz	412
3. Katie Oakes	384
4. Deanna Zwarich	381
5. Alexis Geocaris	375
6. Jessica Parsons	369
7. Shannon Davis	365
8. Jessica O'Shoney	346
9. Natalie Bausback	340
10. Shannon Boyle	303

TOTAL BLOCKS

1. Rilla Delorier	118 BS, 440 BA 558
2. Mindy Martz	119 BS, 412 BA 531
3. Jessica Parsons	91 BS, 369 BA 460
4. Deanna Zwarich	75 BS, 381 BA 456
5. Katie Oakes	62 BS, 384 BA 446
6. Alexis Geocaris	68 BS, 375 BA 443
7. Shannon Davis	64 BS, 365 BA 429
8. Natalie Bausback	69 BS, 340 BA 409
9. Jessica O'Shoney	59 BS, 346 BA 405
10. Shannon Boyle	48 BS, 303 BA 351

BLOCKS PER SET

1. Katie Oakes	(446 TB, 366 S) 1.22
2. Alexis Geocaris	(443 TB, 376 S) 1.18
3. Kara Warner	(201 TB, 172 S) 1.17
4. Rilla Delorier	(558 TB, 484 S) 1.15
5. Jessica Parsons	(460 TB, 413 S) 1.11
6. Mindy Martz	(531 TB, 498 S) 1.07
7. Deanna Zwarich	(456 TB, 455 S) 1.00
8. Jessica O'Shoney	(405 TB, 424 S) 0.96
9. Mallory Woolridge	(235 TB, 249 S) 0.94
10. Dana Spencer	(332 TB, 354 S) 0.94

SETS PLAYED

1. Mindy Martz	498
2. Anne Marie Hammers	497
Missy Mikolajczak	497
4. Lexi Riccolo	487
5. Mary Frances Scott	485
6. Rilla Delorier	484
7. Haley Kole	461
8. Emily Rottman	459
9. Shannon Davis	458
10. Natalie Bausback	457

SINGLE SEASON RECORDS

KILLS

1. Deanna Zwarich (2000).....	575
2. Sarah Kirkwood (2004).....	554
3. Sarah Kirkwood (2005).....	531
4. Sarah Kirkwood (2007).....	505
5. Anne Marie Hammers (1991).....	498
6. Jessica Parsons (1998).....	492
7. Paige Davis (2003).....	483
8. Tori Janowski (2013).....	462
9. Greta Jansson (1991).....	460
10. Haley Kole (2013).....	430

KILLS PER SET

1. Greta Jansson (1991).....	(460 K, 90 G)	5.11
2. Deanna Zwarich (2000).....	(575 K, 114 G)	5.04
3. Sarah Kirkwood (2004).....	(554 K, 112 G)	4.95
4. Sarah Kirkwood (2007).....	(505 K, 112 G)	4.51
5. Sarah Kirkwood (2005).....	(531 K, 120 G)	4.43
6. Greta Jansson (1990).....	(392 K, 89 G)	4.40
7. Anne Marie Hammers (1991).....	(498 K, 125 G)	3.98
8. Paige Davis (2003).....	(483 K, 123 G)	3.93
9. Jessica Parsons (1999).....	(429 K, 111 G)	3.87
10. Whitney Casey (1995).....	(416 K, 108 G)	3.85

ATTACK ATTEMPTS

1. Sarah Kirkwood (2004).....	1,419
2. Sarah Kirkwood (2007).....	1,358
3. Anne Marie Hammers (1991).....	1,348
4. Deanna Zwarich (2000).....	1,337
5. Tori Janowski (2013).....	1,284
6. Haley Kole (2016).....	1,263
7. Simone Asque (2010).....	1,257
8. Simone Asque (2009).....	1,254
9. Sarah Kirkwood (2005).....	1,283
10. Paige Davis (2003).....	1,227

ATTACK PERCENTAGE (MIN 100 KILLS)

1. Beth Brockell (1988).....	(320 K, 66 E, 628 A)	.404
2. Mattison Matthews (2019).....	(129 K, 32 E, 254 A)	.382
3. Natalie Bausback (2014).....	(287 K, 74 E, 579 A)	.368
4. Greta Jansson (1990).....	(392 K, 110 E, 789 A)	.357
5. Anna Walsh (2015).....	(301 K, 96 E, 579 A)	.354
6. Jessica O'Shoney (2011).....	(287 K, 74 E, 613 A)	.347
7. Chino Anukwuem (2017).....	(192 K, 45 E, 424 A)	.347
8. Greta Jansson (1989).....	(411 K, 116 E, 859 A)	.343
9. Jessica O'Shoney (2010).....	(250 K, 75 E, 517 A)	.338
10. Stacey Anderson (1989).....	(139 K, 36 E, 303 A)	.330

ASSISTS

1. Stacey Anderson (1989).....	1,687
2. Mary Frances Scott (1996).....	1,598
3. Mary Frances Scott (1998).....	1,597
4. Emily Kirkwood (2005).....	1,492
5. Mary Frances Scott (1999).....	1,482
6. Emily Kirkwood (2004).....	1,465
7. Lauren Fuller (2013).....	1,455
8. Jo Anne Gilman (1986).....	1,414
9. Mary Frances Scott (1997).....	1,367
10. Abby Whittenburg (2000).....	1,337

ASSISTS PER SET

1. Mary Frances Scott (1999).....	(1,482 A, 111 S)	13.35
2. Emily Kirkwood (2004).....	(1,465 A, 112 S)	13.08
Emily Kirkwood (2006).....	(1,347 A, 103 S)	13.08
4. Mary Frances Scott (1996).....	(1,598 A, 125 S)	12.78
5. Emily Kirkwood (2005).....	(1,492 A, 118 S)	12.64
6. Mary Frances Scott (1998).....	(1,597 A, 128 S)	12.48
7. Stacey Anderson (1989).....	(1,687 A, 146 S)	11.55
8. Lauren Fuller (2013).....	(1,455 A, 128 S)	11.37
9. Jo Anne Gilman (1986).....	(1,414 A, 125 S)	11.31
10. Mary Frances Scott (1997).....	(1,367 A, 121 S)	11.30

SERVICE ACES

1. Sherry Bartholomew (1981).....	101
2. Kari Westervelt (1985).....	86
3. Donna Collignon (1985).....	84
4. Sue Mattwell (1981).....	73
5. Sarah Kirkwood (2005).....	69
6. Whitney Casey (1995).....	65
Barbara Dobrzanski (1987).....	65
8. Whitney Casey (1996).....	63
9. Jo Anne Gilman (1985).....	62
10. Sarah Kirkwood (2007).....	58

DIGS

1. Anne Marie Hammers (1989).....	758
2. Whitney Ashcraft (2003).....	627
3. Melissa Caldwell (2004).....	611
4. AJ Cushman (2010).....	543
5. Emily Rottman (2013).....	541
6. Anne Marie Hammers (1991).....	529
7. Brittani Rendina (2008).....	516
8. Whitney Ashcraft (2002).....	499
9. Melissa Caldwell (2005).....	497
10. Missy Mikolajczak (1989).....	494

DIGS PER SET

1. Melissa Caldwell (2004).....	(611 D, 112 S)	5.46
2. Anne Marie Hammers (1989).....	(758 D, 148 S)	5.12
3. Whitney Ashcraft (2003).....	(627 D, 123 S)	5.10
4. AJ Cushman (2010).....	(543 D, 111 S)	4.89
5. Melissa Caldwell (2007).....	(487 D, 108 S)	4.51
6. Emily Rottman (2012).....	(490 D, 112 S)	4.38
7. Brittani Rendina (2008).....	516 D, 121 S)	4.26
8. Anne Marie Hammers (1991).....	(529 D, 125 S)	4.23
9. Whitney Ashcraft (2002).....	(499 D, 118 S)	4.23
10. Emily Rottman (2013).....	(541 D, 128 S)	4.23

BLOCK SOLOS

1. Kara Warner (1989).....	72
2. Rilla Delorier (1985).....	46
3. Mindy Martz (1989).....	45
4. Jessica Parsons (1998).....	40
5. Greta Jansson (1991).....	38
6. Rilla Delorier (1986).....	34
Tamara Shulman (1996).....	34
8. Mindy Martz (1988).....	32
Stacey Anderson (1989).....	32
Greta Jansson (1989).....	32
Dana Spencer (1991).....	32
Trudy Vandergrift (1981).....	32

BLOCK ASSISTS

1. Rilla Delorier (1988).....	143
2. Mindy Martz (1989).....	141
3. Katie Oakes (2006).....	135
4. Rilla Delorier (1985).....	132
5. Katie Oakes (2007).....	129
6. Sydney Hill (2008).....	127
7. Mindy Martz (1988).....	126
8. Alexis Geocaris (2004).....	125
9. Alexis Geocaris (2003).....	124
10. Shannon Boyle (2003).....	117

TOTAL BLOCKS

1. Kara Warner (1989).....	(72 BS, 116 BA)	188
2. Mindy Martz (1989).....	(45 BS, 141 BA)	186
3. Rilla Delorier (1985).....	(46 BS, 132 BA)	178
4. Rilla Delorier (1988).....	(26 BS, 143 BA)	169
5. Katie Oakes (2006).....	(28 BS, 135 BA)	163
6. Mindy Martz (1988).....	(32 BS, 126 BA)	158
7. Alexis Geocaris (2003).....	(27 BS, 124 BA)	151
Jessica Parsons (1998).....	(40 BS, 111 BA)	151
9. Alexis Geocaris (2004).....	(22 BS, 145 BA)	147
10. Natalie Bausback (2015).....	(27 BS, 115 BA)	142

BLOCKS PER SET

1. Katie Oakes (2006).....	(163 TB, 101 S)	1.61
2. Rilla DeLorier (1988).....	(169 TB, 116 S)	1.46
3. Mindy Martz (1988).....	(158 TB, 111 S)	1.42
4. Milla Ciprian (2018).....	(105 TB, 78 S)	1.35
5. Alexis Geocaris (2004).....	(147 TB, 112 S)	1.34
Rilla DeLorier (1985).....	(178 TB, 133 S)	1.34
7. Kara Warner (1989).....	(188 TB, 149 S)	1.26
8. Mindy Martz (1989).....	(186 TB, 149 S)	1.25
Alexis Geocaris (2003).....	(151 TB, 123 S)	1.23
10. Deanna Zwarich (2000).....	(139 TB, 114 S)	1.22



SINGLE MATCH RECORDS

KILLS

1. Deanna Zwarich vs. Duke-9/19/00	40
2. Greta Jansson vs. Georgetown-10/24/90	36
3. Deanna Zwarich vs. Virginia Tech-10/21/00	35
4. Deanna Zwarich vs. Wake Forest-11/17/00	33
5. Greta Jansson vs. NC State-11/1/91	31
Greta Jansson vs. NC State-10/26/90	31
7. Simone Asque vs. Valparaiso-8/27/10	30
Jessica Parsons vs. Florida State-10/3/00	30
Whitney Casey vs. UNC-10/7/95	30
10. Eight players tied	29

ATTACK ATTEMPTS

1. Sarah Kirkwood vs. Duke-9/26/04	83
2. Simone Asque vs. Miami- 11/1/09	82
2. Deanna Zwarich vs. Duke-9/19/00	81
3. Sarah Kirkwood vs. Wake Forest-11/23/07	75
4. Simone Asque at Miami-9/26/10	73
Paige Davis vs. UNC-11/8/03	73
Whitney Casey vs. Duke-10/13/96	73
Greta Jansson vs. NC State-11/1/91	73
Haley Kole vs. Duke-10/15/16	73
8. Sarah Kirkwood vs. Virginia Tech-10/9/07	72
Whitney Casey vs. UNC-10/7/95	72
10. Katie Jones vs. Rice-9/11/99	71
Whitney Casey vs. NC State-9/27/96	71
Anne Marie Hammers vs. NC State-11/1/91	71

ATTACK PERCENTAGE

1. Amy Mitchell vs. Liberty-9/19/95923
2. Shannon Boyle at Boise State-9/19/03909
3. Greta Jansson vs. Georgia Tech-11/10/90857
4. Chino Anukwuem vs. Saint Louis-9/9/16833
5. Greta Jansson vs. George Wash.-11/7/90783
6. Jessica O'Shoney vs. Georgia Tech-10/1/10750
Jessica Parsons vs. Col. of Charl.-11/9/96750
Stacey Anderson vs. Geo. Mason-9/22/89750
7. Natalie Bausback vs. BC-11/26/14733
8. Nikki Lawson vs. James Madison-11/3/95727
Lisa Flower vs. Pennsylvania-9/25/92727

ASSISTS

1. Emily Kirkwood vs. UNC-11/8/03	81
2. Mary Frances Scott vs. Duke-10/13/96	80
Jo Anne Gilman vs. NC State-11/22/85	80
4. Mary Frances Scott vs. Rice-9/11/99	79
5. Mary Frances Scott vs. Clemson-11/7/98	77
6. Mary Frances Scott vs. Florida St.-10/3/99	75
7. Lisa Flower vs. George Mason-11/9/91	74
Lisa Flower vs. NC State-11/1/91	74
9. Beth Wildermuth vs. Clemson-10/3/10	73
Mary Frances Scott vs. UNC-10/24/98	73
Mary Frances Scott vs. Illinois-8/30/97	73
Stacey Anderson vs. William & Mary-9/23/89	73

SERVICE ACES

1. Sarah Kirkwood vs. App. St.-9/16/05	9
Kayla Sears vs. Pitt-10-2-15	9
2. Jelena Novakovic vs. C of C-9/13/19	7
Simone Asque vs. Virginia Tech-9/17/10	7
Sarah Kirkwood vs. Texas Tech-8/24/07	7
Sarah Kirkwood vs. Wake Forest-10/8/05	7
Andrea Fischer vs. Wake Forest-10/25/97	7
Whitney Casey vs. Wright State-9/2/95	7
Stacey Anderson vs. Ill. Chicago-11/3/89	7
9. 20 players tied	6
last was Jelena Novakovic vs. UNCW-9/7/18	6

DIGS

1. Whitney Ashcraft at UNC-11/8/03	42
Whitney Ashcraft vs. Syracuse-9/13/03	42
3. Anne Marie Hammers vs. NC State-11/1/91	41
4. Emily Rottman vs. Clemson - 11/3/12	40
5. Anne Marie Hammers vs. Duke-11/7/89	38
Brittani Rendina vs. Duke-10/17/08	38
7. Melissa Caldwell vs. Duke-9/26/04	37
Anne Marie Hammers vs. Penn-9/15/89	37
9. Melissa Caldwell vs. Duke-10/20/07	36
Melissa Caldwell vs. Maryland-10/26/04	36

BLOCK SOLOS

1. Kara Warner vs. Penn-9/15/89	7
Kara Warner vs. West Virginia-9/1/89	7
3. Dana Spencer vs. Virginia Tech-9/21/90	6
Mindy Martz vs. Hofstra-10/6/89	6
Kara Warner vs. Hofstra-9/9/89	6
6. Tamara Shulman vs. Clemson-11/2/96	5
Greta Jansson vs. Maryland-11/22/91	5
Kara Warner vs. Temple-9/9/89	5

BLOCK ASSISTS

1. Kara Warner vs. West Virginia-9/1/89	15
2. Katie Oakes vs. Florida State-9/20/07	14
3. Abby Whittenburg vs. Liberty-10/10/00	12
4. Jessica O'Shoney vs. George Wash.-9/4/10	11
Deanna Zwarich vs. UNC-10/6/98	11
6. Marlow Bruneau vs. Florida St.-11/20/07	10
Katie Oakes vs. Temple-9/1/07	10
Shannon Davis vs. North Carolina-9/22/06	10
Alexis Geocarlis vs. Cincinnati-9/18/04	10
Shannon Boyle vs. Maryland-10/27/01	10
Shannon Wahlers vs. Tennessee-9/1/96	10
Mindy Martz vs. West Virginia-9/1/89	10
Sydney Hill at Maryland-10/4/08	10
Shannon Davis at North Carolina-10/10/08	10
Milla Ciprian vs. Boston College-10/5/18	10

TOTAL BLOCKS

1. Kara Warner vs. West Virginia-9/1/89	22
2. Katie Oakes vs. Florida State-11/20/07	14
3. Milla Ciprian vs. Boston College - 10/5/18	13
3. Jessica O'Shoney vs. George Wash.-9/4/10	12
Abby Whittenburg vs. Liberty-10/10/00	12
Deanna Zwarich vs. UNC-10/6/98	12
Tamara Shulman vs. Duke-10/26/96	12
Mindy Martz vs. West Virginia-9/1/89	12
8. Katie Oakes vs. Maryland-9/30/06	11
Alexis Geocarlis vs. Cincinnati-9/18/04	11
Shannon Boyle vs. Maryland-10/27/01	11
Jessica Parsons vs. Iowa State-9/20/97	11
Natalie Bausback vs. Alabama-9/12/15	11





**2020-21 Virginia Women's Volleyball
Combined Team Statistics
All games**

Game Records

Overall	Conference	Home	Away	Neutral
1 - 5	0 - 5	1 - 3	0 - 2	0 - 0

Team Box Score

##	Player	SP	Attack					Set		Serve			Dig			Blocking					PTS	
			K	K/S	E	TA	PCT	A	A/S	SA	SE	SA/S	RE	DIG	DIG/S	BS	BA	TOT/S	BLK/S	BE		BHE
1	Williams, Josi	9	0	0.00	0	0	.000	3	0.33	0	1	0.00	1	2	0.22	0	0	0	0.00	0	0	0.0
2	Spencer, Alexandra	22	6	0.27	4	28	.071	8	0.36	4	6	0.18	8	117	5.32	0	0	0	0.00	0	1	10.0
4	Jarman, Christine	17	13	0.76	4	45	.200	1	0.06	1	1	0.06	2	8	0.47	0	4	4	0.24	1	0	16.0
6	Wilson, Megan	22	3	0.14	2	14	.071	183	8.32	0	3	0.00	0	32	1.45	0	4	4	0.18	0	1	5.0
9	Francis, Jayna	22	50	2.27	27	139	.165	1	0.05	1	10	0.05	11	37	1.68	1	10	11	0.50	0	1	57.0
10	Boylston, Maddie	12	0	0.00	0	1	.000	49	4.08	4	3	0.33	0	14	1.17	0	0	0	0.00	0	1	4.0
11	Ciprian, Milla	8	24	3.00	5	56	.339	1	0.13	0	2	0.00	0	3	0.38	0	10	10	1.25	2	0	29.0
13	Matthews, Mattison	22	40	1.82	12	85	.329	0	0.00	0	1	0.00	1	1	0.05	3	24	27	1.23	0	2	55.0
15	Rogers, Laila	8	11	1.38	8	24	.125	0	0.00	0	0	0.00	0	0	0.00	0	3	3	0.38	0	0	12.5
19	Turner, Grace	19	57	3.00	39	178	.101	4	0.21	7	9	0.37	4	46	2.42	0	6	6	0.32	3	0	67.0
21	Billiard, Sarah	22	58	2.64	29	181	.160	0	0.00	4	4	0.18	0	17	0.77	1	14	15	0.68	2	0	70.0
22	Leland, Kristen	16	0	0.00	0	0	.000	2	0.13	2	3	0.13	0	13	0.81	0	0	0	0.00	0	0	2.0
23	Dominique, Simone	7	8	1.14	5	39	.077	0	0.00	1	1	0.14	2	9	1.29	0	3	3	0.43	0	0	10.5
24	Morey, Madison	11	0	0.00	0	0	.000	3	0.27	0	1	0.00	5	34	3.09	0	0	0	0.00	0	1	0.0
25	Prendergast, Hannah	1	0	0.00	0	0	.000	0	0.00	0	1	0.00	0	0	0.00	0	0	0	0.00	0	0	0.0
VIRGINIA		22	270	12.27	135	790	.171	255	11.59	24	46	1.09	41	333	15.14	5	78	44	2.00	8	7	338.0
Opponents		22	302	13.73	122	818	.220	290	13.18	41	59	1.86	24	341	15.50	5	86	48	2.18	10	8	391.0