

# 2020 FLORIDA STATE FOOTBALL

3 NATIONAL CHAMPIONSHIPS | 15 ACC CHAMPIONSHIPS | 45 FIRST-ROUND PICKS

## Game 9 Virginia

Nov. 28, 2020  
Tallahassee, Fla.

Bobby Bowden Field at  
Doak Campbell  
Stadium  
(79,560/19,500)

ACCN | 8 p.m.



### FLORIDA STATE SEMINOLES | Atlantic Coast Conference

Overall: 2-6 // ACC: 1-6 // Home: 2-2 // Away: 0-4 // Neutral: 0-0

Head Coach: Mike Norvell (Central Arkansas '05, '07)

at FSU: 2-6 (1st Season) // Overall: 40-21 (5th Season)

### VIRGINIA CAVALIERS | Atlantic Coast Conference

Overall: 4-4 // ACC: 3-4 // Home: 4-1 // Away: 0-3 // Neutral: 0-0

Head Coach: Bronco Mendenhall (Oregon State '88, '90)

at Virginia: 29-31 (5th Season) // Overall: 128-74 (16th Season)

## MEDIA COVERAGE



ACC Network | 8:00 p.m.  
Play-by-Play: Dave O'Brien  
Analyst: Tim Hasselbeck  
Sideline: Katie George



Sirius: 135 | XM: 193 | Internet: 955  
Play-by-Play: Gene Deckerhoff  
Analyst: William Floyd



### DIRECT LINKS

[Watch](#)  
[Listen](#)

## SEMINOLES HOST CAVALIERS IN RARE THANKSGIVING WEEKEND MATCHUP

- » Florida State returns to action by hosting Virginia on Saturday. The Seminoles lead the all-time series 15-4 (.789), including a 9-1 (.900) mark in Tallahassee.
- » This marks FSU's first Thanksgiving weekend game against an opponent other than in-state rival Florida since hosting Pitt on Nov. 27, 1971.
- » Freshmen and sophomores make up 73.7 percent of FSU's roster, the highest underclassmen percentage in the country. Additionally, FSU's 13 seniors are the 6th-fewest in FBS.
- » This season, 19 Seminoles have made their first collegiate start, the highest number in the ACC that is tied for the most among Power 5 teams and for 7th nationally. Florida State started eight freshmen at North Carolina State, six on offense - including four on the offensive line - and two on defense. It was the first time since the 2011 Champs Sports Bowl that the Seminoles had four freshmen offensive line starters.
- » Florida State is averaging 184.4 rushing yards per game and 4.77 yards per rush this season, ranking 5th in the ACC in both categories. The Seminoles rank 14th nationally in yards-per-rush average among teams with at least 300 carries and 19th nationally in rushing yards per game among teams that have played at least eight games in 2020.
- » FSU ranks 2nd in the NCAA with five blocked kicks this season, courtesy of two blocked field goals, two blocked punts and one blocked PAT. Florida State, Army and Boise State are the only three teams in the country with at least one blocked field goal, PAT and punt this season. FSU and Army are the only teams to have blocked multiple field goals and multiple punts. Individually, Marvin Wilson is tied for the NCAA lead with three blocked kicks.
- » The Seminoles tied a single-game school record with three blocked kicks in the season opener against Georgia Tech. Marvin Wilson became only the second Seminole ever to block two field goals in the same game, and Janarius Robinson added a blocked PAT to tie the record. In the win over No. 5 North Carolina, FSU blocked two punts with freshman Ja'Khi Douglas and Wilson blocking one each.
- » Florida State converted five 4th-down attempts at North Carolina State, tied for the most 4th-down conversions by an FBS team in a game this season. The five conversions also rank as the 2nd-highest single-game total in program history behind only the seven conversions vs. UAB on Sept. 18, 2004.
- » The Seminoles have 26 attempts on 4th downs this season, the most in the ACC and tied for the 3rd-most attempts in the nation. Florida State's 14 successful 4th-down conversions are 2nd in the ACC and tied for 7th nationally.
- » FSU's 26 attempts on 4th down this season are the most in a season by the program in records dating back to 1996, and the 14 successful conversions are the 2nd-highest total in that time span trailing only the 15 in 2004.
- » Florida State's four 4th-down conversions allowed on defense are tied for the fewest in the ACC this season. FSU's 36.7 (4-of-11) conversion percentage allowed on 4th-down ranks 3rd in the ACC and 16th nationally.

## 2020 SCHEDULE

Date	Opponent	Time/Result
Sept. 12	Georgia Tech*	L, 13-16
Sept. 26	at #12 Miami*	L, 10-52
Oct. 3	Jacksonville State	W, 41-24
Oct. 10	at #5 Notre Dame*	L, 26-42
Oct. 17	#5 North Carolina*	W, 31-28
Oct. 24	at Louisville*	L, 16-48
Nov. 7	Pitt*	L, 17-41
Nov. 14	at North Carolina State*	L, 22-38
Nov. 21	#4 Clemson*	PPD
<b>Nov. 28</b>	<b>Virginia*</b>	<b>8 p.m. (ACCN)</b>
Dec. 5	at Duke*	TBA

\*ACC Game; AP Rankings Listed

Media Information .....	2	Projected Depth Chart .....	15	Player Bios .....	20	Start Chart/Scoring Drives .....	30
Head Coach Mike Norvell .....	3	Game Recaps .....	16	Last Time It Happened .....	25	2020 Stats .....	32
Game Notes .....	7	Rosters/Pronunciation Guide .....	18	Records .....	27	Single-Game Highs/Career Stats .....	55

MEDIA INFORMATION

MONDAY NOV. 23	TUESDAY NOV. 24	WEDNESDAY NOV. 25	SATURDAY NOV. 28
Noon Mike Norvell Press Conference 12:20 p.m. Kenny Dillingham Press Conference 12:35 p.m. Adam Fuller Press Conference 12:50 p.m. John Papuchis Press Conference	11:15 a.m. Mike Norvell, requested offense assistant coaches and student-athletes available after practice	11:45 a.m. Mike Norvell, requested defense assistant coaches and student-athletes available after practice	Game 9 FSU vs. Virginia Doak Campbell Stadium 8:00 p.m. (ACCN)  Post-Game Mike Norvell, student-athletes available

SPORTS INFORMATION STAFF

Elliott Finebloom.....	Assistant AD
Email .....	<a href="mailto:efinebloom@fsu.edu">efinebloom@fsu.edu</a>
Phone .....	(850) 644-1065 (O); (850) 445-6952 (C)
Derek Satterfield .....	Sr. Assoc. Communications Director
Email .....	<a href="mailto:dsatterfield@fsu.edu">dsatterfield@fsu.edu</a>
Phone .....	(850) 645-7683 (O); (850) 228-7204 (C)
Steven McCartney.....	Assistant SID/Football
Email .....	<a href="mailto:smccartney@fsu.edu">smccartney@fsu.edu</a>
Phone .....	(850) 644-3920 (O); (850) 322-6711 (C)
Christa Salerno.....	Assistant SID/Football
Email .....	<a href="mailto:csalerno@fsu.edu">csalerno@fsu.edu</a>
Phone .....	(850) 644-5653 (O); (850) 228-3486 (C)

DIGITAL MEDIA STAFF

Layne Herdt.....	Assistant Director
Jamaal Simmons.....	Digital Media Producer

INTERVIEWS

Media interviews with all FSU players and coaches MUST be arranged through the Sports Information Office. Email Derek Satterfield ([dsatterfield@fsu.edu](mailto:dsatterfield@fsu.edu)) to arrange interviews with head coach Mike Norvell, assistant coaches, staff and all student-athletes. Please give as much advance notice as possible when requesting interviews.

All interviews, including press conferences and post-game availability, will be virtual this season.

Players' phone numbers will not be given to the media and players should not be called directly or contacted through social media sites to arrange interviews or ask questions.

HEAD COACH MIKE NORVELL

FSU head coach Mike Norvell will meet with the media on Mondays during the season. Contact the Sports Information Office or refer to the weekly release for exact times for the press conferences which will begin during the week of the first game and run throughout the season.

All interview requests for Coach Norvell are coordinated through the FSU Sports Information Office by emailing Derek Satterfield ([dsatterfield@fsu.edu](mailto:dsatterfield@fsu.edu)).

VIDEO SERVICES

Florida State's Sports Information Office has the ability to assist networks and television stations by providing video services through Seminole Productions, Inc. (SPI). Please call Kirby Kander at (850) 644-8036 to arrange for these services. For more information on Seminole Productions, visit [seminoleproductions.fsu.edu](http://seminoleproductions.fsu.edu)

XOS DIGITAL EXCHANGE

The Florida State Sports Information Office has partnered with XOS Digital in order to provide over-the-air television stations with instantaneous access to video content. The partnership involves the use of the company's Digital Media Xchange Server that will allow television stations to pull down video content year round. The data transfer speed is much faster than a traditional FTP service allowing very large files to be downloaded in just minutes.

The password-protected video FTP site will be hosting Monday press conferences with head coach Mike Norvell.

If you have an interest in creating an account that gives you access to the video weekly, please email Elliott Finebloom ([efinebloom@fsu.edu](mailto:efinebloom@fsu.edu)). If you are looking for access just for a particular game week, please email prior to that game to set up a guest account.

SOCIAL MEDIA

Florida State Sports Information is making a continued effort in 2020-21 to utilize social media outlets as another way of passing information to our fans and those who cover our programs. FSU Football's twitter account @FSUFootball and Instagram feed @FSUfootball provide updated information and behind-the-scenes news as does the Noles' Facebook page - [facebook.com/FSUFootball](https://facebook.com/FSUFootball).

  
[FSUSeminole  
FSUFootball](https://facebook.com/FSUFootball)

  
[@Seminole  
@FSUFootball](https://twitter.com/Seminole)

  
Seminole

  
[FSUFootball](https://instagram.com/FSUFootball)

CREDENTIAL REQUESTS

All requests for working press, radio, television, photography or scouting credentials should be directed to our online credentialing site located on the [Seminole.com](https://seminoles.com) Media Relations page. Requests will go live 12 days before a game and must be submitted no later than the Tuesday before the game. **PHOTOS WILL BE REQUIRED AND MUST BE UPLOADED AT THE TIME YOU REQUEST CREDENTIALS. PHOTO MUST BE IN COLOR AND PROVIDE A CLEAR VIEW OF THE FACE.** Space is limited for the 2020 season due to social distancing protocols. Any credential questions can be answered by Assistant A.D./SID and Digital Media Elliott Finebloom or Christa Salerno.

Opponent	Game Date	Credentials Open	Close
Virginia	Nov. 28	Nov. 18	Nov. 24

INTERNET ACCESS

Internet access is available in the ninth level press box and any additional media work space. Access will be granted through the FSUMedia network. The password will be available on all seat cards and will also be posted throughout the press box.

RADIO-TV

Florida State will host both home and visiting radio in booths in the press box. Network television (or the network broadcasting live) will be working from a mid-field booth on the eighth level (one below working press). Both home and visiting radio will broadcast from booths at the south end of the ninth level.

TELEPHONES

Telephone service should be secured directly through the Florida State University Office of Telecommunications at (850) 644-4357. The Telecommunications Office can provide both lines and phones. Orders can also be placed on-line at [www.its.fsu.edu](http://www.its.fsu.edu). Please make sure to request phone lines at least three days prior to the game.

DIGITAL MEDIA

The Digital Media Department is responsible for presenting the Seminoles online. Offices are located on the second floor of the Moore Athletics Center.

The department manages FSU's official site [Seminole.com](https://seminoles.com), the official social media platforms for the Seminoles, online stores, auctions, apps, promotional and championship sites.

SEMINOLES.COM ALSO PROVIDES:

- Live game audio featuring "The Voice of the Seminoles" Gene Deckerhoff and William Floyd
- Live press conference coverage Mondays and after games
- Live in-game stats
- Unique written and video content aimed at engaging and informing Seminole fans
- Roster, schedules, media guides, game notes and more

COLLEGE PRESSBOX

[collegepressbox.com](https://collegepressbox.com) is the official media website for Division I football. Access and download weekly game notes, quotes, statistics, media guides, headshots, logos and more for each conference and its member schools. Login information will be distributed to accredited media or you can apply for a password at [collegepressbox.com/password](https://collegepressbox.com/password).

2020 SEMINOLE RADIO NETWORK AFFILIATES

Tallahassee.....	94.9 FM.....	WTNT
Ft. Walton Beach.....	1400 AM.....	WFDM
Gainesville.....	1230 AM.....	WGGG
Jacksonville.....	690 AM.....	WOKV
Lakeland.....	1430 AM.....	WLKF
Lake City.....	1340 AM.....	WDSR
Lake City.....	95.5 FM.....	WDSR
Live Oak.....	106.1 FM.....	WJZS
Marianna.....	100.9 FM.....	WJQA
Melbourne.....	1060 AM.....	WIXC
Miami/West Palm Beach.....	850 AM.....	WFTL
Ocala.....	900 AM.....	WMOP
Orlando.....	590 AM.....	WBOB
Panama City.....	94.5 FM.....	WFLF
Pensacola.....	1620 AM.....	WNRN
Pensacola.....	92.3 FM.....	WNRN
Port St Lucie.....	1590 AM.....	WPSL
Tampa.....	1010 AM.....	WHFS
Tampa.....	92.1 FM.....	WHFS
Bainbridge, Ga.....	101.9 FM.....	WBGE
Brunswick, Ga.....	790 AM.....	WSFN
Waycross, Ga.....	1350 AM.....	WFNS
Dothan, Ala.....	101.3 FM.....	WAGF

2020 QUICK FACTS

University President	John Thrasher
Location	Tallahassee, Fla.
Enrollment	42,876
Founded	1851
Symbol	Seminole
Colors	Garnet & Gold
All-Time Record	564-270-17 (.673)
Seasons	74th in 2020 (First: 1947)
Bowl Appearances	48
Stadium	Bobby Bowden Field at Doak S. Campbell Stadium
Stadium Capacity	79,560 (19,500 for 2020)
Stadium Opened	1950 (71st season in 2020)
All-Time Home Record	313-103-4 (.750)
All-Time Home Record at Doak	305-99-4 (.752)
Surface	Natural Grass
Athletics Director	David Coburn
Head Coach	Mike Norvell
Record at FSU	2-6 (1st Season)
Overall Record	40-21 (5th Season)
Letterwinners Returning/Lost	41/27
Starters Returning/Lost	16/6



1st season at Florida State  
5th season as Head Coach | 15th overall

Hometown: Irving, Texas  
Alma Mater: Central Arkansas, 2005, 2007  
Family: wife Maria; daughter Mila

### COACHING HISTORY

Year	School	Position
2020	Florida State	Head Coach
2016-19	Memphis	Head Coach
2012-15	Arizona State	Offensive Coordinator/QB
2011	Pittsburgh	co-Off. Coord./WR/Dir. of Recruiting
2010	Tulsa	Passing Game Coord./WR/Dir. of Recruiting
2009	Tulsa	Passing Game Coord./WR
2007-08	Tulsa	Graduate Assistant
2006	Central Arkansas	Graduate Assistant

### HEAD COACHING CAREER

Year	Team	Record	Bowl
2020	Florida State	2-6	-
2019	Memphis	12-1	Cotton*
2018	Memphis	8-6	Birmingham
2017	Memphis	10-3	Liberty
2016	Memphis	8-5	Boca Raton
5 seasons		40-21	

\*did not coach bowl game

**I LOVE THE MIKE NORVELL HIRE.** [HE'S] A GUY THAT'S GOING TO WORK THE STUDENTS ON CAMPUS AND GET THEM EXCITED ABOUT FOOTBALL. HE'S GOT THE ENERGY TO DO THAT. I'M REALLY HOPEFUL AND EXCITED ABOUT GETTING FLORIDA STATE AND THAT GREAT TRADITION BACK, PLAYING MEANINGFUL FOOTBALL AGAIN IN TALLAHASSEE. I THINK OF ALL OF THE NEW HIRES, THAT WAS PROBABLY THE ONE THAT STOOD OUT THE MOST TO ME AT THIS POINT. - Kirk Herbstreit, ESPN

# HEAD COACH MIKE NORVELL



- » Only coach in ACC history to defeat a top-5 team in his first season (31-28 win vs. No. 5 UNC on Oct. 17, 2020)
- » Named Florida State's 11th full-time head football coach on Dec. 8, 2019
- » Spent the previous four seasons as the head coach at Memphis, compiling a record of 38-15
- » Won the 2019 American Athletic Conference championship and a spot in the New Year's Six Cotton Bowl
- » His 71.7 winning percentage at Memphis was the highest in program history
- » One of 12 head coaches in any conference to appear in three straight conference championship games (2017-19). He is also one of only seven to make three conference championship game appearances in their first four years as a head coach
- » Finalist for the Eddie Robinson and Bear Bryant Coach of the Year awards in 2019
- » Eight of Norvell's pupils have been selected in the last four NFL Drafts, including multiple picks each of the last three years:
 

Year	Player, Pos.	Team
2020	Antonio Gibson, RB	Washington
2020	Chris Claybrooks, CB	Jaguars
2020	Dustin Woodard, C	Patriots
2019	Darrell Henderson, RB	Rams
2019	Tony Pollard, RB	Cowboys
2018	Anthony Miller, WR	Bears
2018	Genard Avery, LB	Browns
2017	Jake Elliott, K	Bengals
- » Has coached 16 NFL Draft picks and five All-Americans, including three first-team selections, while his players have earned 58 all-conference recognitions
- » Memphis averaged 41.2 points per game from 2016-19, 4th-most in the country
- » Mike Norvell and Nick Saban were the only two FBS head coaches to score at least 500 points every season from 2016-19
- » Memphis was one of three FBS teams to rank in the top-15 nationally in scoring offense every year from 2016-19
- » Tigers were one of only two schools with at least one kickoff return touchdown each year from 2016-19, and their 11 kickoff return touchdowns over that span were the most in the nation
- » The 2019 team ranked second in the country in special teams efficiency by ESPN, trailing only Penn State which hired Norvell's special teams coordinator prior to the 2019 season

**DEAR FSU FANS: YOUR SCHOOL HAS MADE AN INCREDIBLE HIRE.**

- Gary Parrish, CBS Sports

- of five quarterbacks in the nation with at least 11 multiple-TD games
- » In 2018, unanimous All-American Darrell Henderson broke the NCAA record with a career average of 8.22 yards per carry, and his 2018 average of 8.92 yards per carry was the highest for a season with a minimum of 200 carries in records dating back to 2000
- » In 2017, Anthony Miller earned consensus All-America honors after leading the NCAA with 18 touchdowns and ranking 3rd in the country with 96 receptions and 1,462 yards
- » The Tigers flourished academically, posting single-year APR scores of 991 in 2018-19, 988 in 2017-18 and 976 in 2016-17
- » Through his first three years, 55 players earned their bachelor's degree, including eight on the 2019 team. He made history again in the spring of 2020 as FSU posted a program-record 3.127 cumulative GPA in Norvell's first semester as head coach
- » Four-year letterwinner at Central Arkansas who was inducted into the UCA Sports Hall of Fame in 2015. He broke the school record with 213 career receptions and ranks 5th with 2,611 receiving yards
- » Helped lead the Bears to 33 wins in his four years, including an 11-3 mark in 2005. The next year, he began his coaching career as a graduate assistant at his alma mater
- » Earned two degrees from Central Arkansas, completing his bachelor's degree in social science in 2005 and his master's degree in training systems in 2007
- » Norvell and his wife, Maria, have a daughter, Mila

# MIKE NORVELL

**39.4**

Points per game as a head coach, 3rd-highest nationally among coaches active each year from 2016-20

**40**

31 games scoring at least 40 points as a head coach

**50**

16 games scoring at least 50 points as a head coach

**60**

5 games scoring at least 60 points as a head coach

**70**

3 games scoring at least 70 points as a head coach

**3,000**

Coached a 3,000-yard passer in six of the last seven seasons

**300**

20 individual 300-yard passing games in 61 games as head coach

**1,000**

One of only two individuals, along with Oklahoma's Lincoln Riley, to have coached a 1,000-yard receiver each of the last seven seasons (2013-19)

**100**

33 individual 100-yard receiving games in 61 games as a head coach

**1,000**

Has produced six 1,000-yard rushers in the last six seasons (2014-19)

**100**

41 individual 100-yard rushing games in 61 games as a head coach

**11**

Defensive touchdowns, including at least one every season as a head coach

**11**

Kickoff return touchdowns, most in the nation from 2016-19

**991**

Single-year APR score in most recent NCAA report (2018-19 academic year)



Mike Norvell's commitment to academics will be visible on FSU's jerseys this season with the addition of the 'Seminole Scholar' patch. The patch has been awarded to the following 60 players who have either graduated, earned a 3.0 cumulative GPA or finished their previous semester with a 3.0 GPA:

Keoki Abasail, Carlos Becker III, Carter Boatwright, Andrew Boselli, DeCalon Brooks, Jarvis Brownlee Jr., Jashaun Corbin, Kalen DeLoach, Adarius Dent, Akeem Dent, Stephen Dix Jr., Meiko Dotson, Ja'Khi Douglas, Robert Elder IV, Gino English, Curtis Fann Jr., Caleb Faris, Ryan Fitzgerald, Quashon Fuller, Amari Gainer, Brendan Gant, Tyler Gilroy, Kevon Glenn, Grant Glennon, Jalen Goss, Josh Griffis, Parker Grothaus, Ira Henry III, Zane Herring, Travis Jay, Baveon Johnson, Joshua Kaindoh, Armani Kerr, Jaiden Lars-Woodbey, Devontay Love-Taylor, Tommy Martin,

Alex Mastromanno, Jaleel McRae, Garrett Murray, Chaz Neal, Wyatt Rector, Bryan Robinson, Janarius Robinson, Tate Rodemaker, Deonté Sheffield, Maurice Smith, Tru Thompson, Jordan Travis, Ethan Umstead, Cedric Vincent, Caleb Ward, Treshaun Ward, Leonard Warner III, Raekwon Webb, Austin White, Deonte Williams, Jordan Wilson, Raymond Woodie III, Jordan Young and Tre Young.

## NORVELL vs. ALL OPPONENTS

Opponent	Record	Streak	Last
Bowling Green	1-0	W1	W, 77-3 (2016)
Cincinnati	3-0	W3	W, 29-24 (2019)
Clemson	0-0	--	--
Duke	0-0	--	--
East Carolina	2-0	W2	W, 59-41 (2018)
Georgia State	1-0	W1	W, 59-22 (2018)
Georgia Tech	0-1	L1	L, 13-16 (2020)
Houston	4-0	W4	W, 45-27 (2019)
Iowa State	0-1	L1	L, 20-21 (2017)
Jacksonville State	1-0	W1	W, 41-24 (2020)
Kansas	1-0	W1	W, 43-7 (2016)
Louisville	0-1	L1	L, 16-48 (2020)
Mercer	1-0	W1	W, 66-14 (2018)
Miami	0-1	L1	L, 10-52 (2020)
Missouri	0-1	L1	L, 33-65 (2018)
Navy	2-2	W1	W, 35-23 (2019)
North Carolina	1-0	W1	W, 31-28 (2020)
North Carolina State	0-1	L1	L, 22-38 (2020)
Notre Dame	0-1	L1	L, 26-42 (2020)
Ole Miss	1-1	W1	W, 15-10 (2019)
Pittsburgh	0-1	L1	L, 17-41 (2020)
SMU	4-0	W4	W, 54-48 (2019)
South Alabama	2-0	W2	W, 42-6 (2019)
South Florida	1-1	W1	W, 49-10 (2019)
SE Missouri State	1-0	W1	W, 35-17 (2016)
Southern	1-0	W1	W, 55-24 (2019)
Southern Illinois	1-0	W1	W, 44-31 (2017)
Temple	1-1	L1	L, 28-30 (2019)
Tulane	3-1	W1	W, 47-17 (2019)
Tulsa	3-1	W3	W, 42-41 (2019)
UCF	0-4	L4	L, 41-56 (2018)
UCLA	1-0	W1	W, 48-45 (2017)
UConn	2-0	W2	W, 55-14 (2018)
ULM	2-0	W2	W, 52-33 (2019)
Virginia	0-0	--	--
Wake Forest	0-1	L1	L, 34-37 (2018)
Western Kentucky	0-1	L1	L, 31-51 (2016)

## ASSISTANT COACHES

<b>Kenny Dillingham</b>	Offensive Coordinator/QB
1st year at FSU/7th in college	Booth
<b>Adam Fuller</b>	Defensive Coordinator
1st year at FSU/23rd in college	Field
<b>John Papuchis</b>	Special Teams Coordinator/DE
1st year at FSU/20th in college	Field
<b>Chris Thomsen</b>	Deputy Head Coach/TE
1st year at FSU/24th in college	Field
<b>Odell Haggins</b>	Associate Head Coach/DT
27th year at FSU/27th in college	Field
<b>Alex Atkins</b>	Offensive Line
1st year at FSU/14th in college	Field
<b>Ron Dugans</b>	Wide Receivers
2nd year at FSU/16th in college	Field
<b>David Johnson</b>	Recruiting Coordinator/RB
1st year at FSU/13th in college	Field
<b>Chris Marve</b>	Def. Run Game Coordinator/LB
1st year at FSU/7th in college	Booth
<b>Marcus Woodson</b>	Def. Pass Game Coordinator/DB
1st year at FSU/16th in college	Booth



# NORVELL SINGLE-GAME HIGHS

<b>Points</b>	<b>Team</b>
77 .....	vs. Bowling Green 9/24/16
70 .....	vs. ECU 11/25/17
	at UConn 10/6/17
66 .....	vs. Mercer 9/1/18
	vs. SMU 11/18/17

<b>Points In A Quarter</b>	
35 .....	vs. Bowling Green (1st) 9/24/16
28 .....	vs. Mercer (2nd) 9/1/18
	vs. Mercer (1st) 9/1/18
	vs. UConn (2nd) 10/6/18
	at UConn (1st) 10/6/17

<b>Points In A Half</b>	
56 .....	vs. Mercer (1st) 9/1/18
	vs. Bowling Green (1st) 9/24/16
49 .....	vs. ECU (1st) 11/25/17
42 .....	at Houston (2nd) 10/19/17
41 .....	vs. UConn (1st) 10/6/18

<b>Total Plays</b>	
100 .....	at UConn 10/6/17
92 .....	vs. Houston 11/23/18
89 .....	at South Florida 11/23/19
	at UCF 12/2/17
86 .....	vs. Mercer 9/1/18

<b>Total Offense</b>	
753 .....	at UCF 12/2/17
752 .....	vs. Mercer 9/1/18
711 .....	at UConn 10/6/17
679 .....	vs. Georgia State 9/14/18
664 .....	vs. SMU 11/18/17

<b>Yards Per Play</b>	
13.0 (49-635) .....	vs. ECU 11/25/17
11.0 (62-679) .....	vs. Georgia State 9/14/18
10.7 (59-634) .....	vs. UConn 10/6/18
9.0 (74-664) .....	vs. SMU 11/18/17
8.9 (60-535) .....	at ULM 10/5/19

<b>Passing Attempts</b>	
55 .....	at UConn 10/6/17
53 .....	at Houston 10/19/17
49 .....	at UCF 9/30/17
47 .....	at Ole Miss 10/1/16
46 .....	vs. South Florida 11/12/16

<b>Completions</b>	
39 .....	at UConn 10/6/17
33 .....	at Houston 10/19/17
31 .....	at Ole Miss 10/1/16
30 .....	at UCF 12/2/17
	vs. Houston 11/25/16

<b>Passing Yards</b>	
480 .....	at UConn 10/6/17
471 .....	at UCF 12/2/17
	at Houston 10/19/17
418 .....	vs. Western Kentucky 12/20/16
409 .....	vs. Houston 11/25/16

<b>Passing Touchdowns</b>	
8 .....	at UConn 10/6/17
6 .....	vs. UCLA 9/16/17
	vs. Bowling Green 9/24/16
5 .....	at Houston 11/16/19
	vs. Tulane 10/18/19
	vs. Mercer 9/1/18
	vs. Georgia State 9/14/18

<b>Rushing Attempts</b>	
59 .....	vs. Houston 11/23/18
58 .....	at South Florida 11/23/19
55 .....	vs. Tulsa 11/10/18
<b>53 .....</b>	<b>vs. Jacksonville State 10/3/20</b>
	vs. Wake Forest 12/22/18
	at Cincinnati 11/18/16

<b>Rushing Yards</b>	
410 .....	vs. Georgia State 9/14/18
401 .....	at UCF 12/1/18
	vs. Houston 11/23/18
378 .....	vs. UConn 10/6/18
333 .....	vs. ECU 11/25/17
	vs. SMU 11/18/17

<b>Rushing Touchdowns</b>	
7 .....	vs. SMU 11/18/17
6 .....	vs. UConn 10/6/18
	vs. Houston 11/23/18
<b>5 .....</b>	<b>vs. Jacksonville State 10/3/20</b>
	at South Florida 11/23/19
	at ECU 11/3/18
	vs. South Alabama 9/22/18
	vs. ECU 11/25/17

<b>Fewest Total Yards Allowed</b>	
170 .....	at South Florida 11/23/19
173 .....	vs. Ole Miss 8/31/19
174 .....	vs. Mercer 9/1/18
244 .....	at Cincinnati 11/18/16
248 .....	at South Alabama 9/14/19

<b>Fewest Passing Yards Allowed</b>	
20 .....	vs. Navy 10/14/17
44 .....	at South Florida 11/23/19
52 .....	at Navy 9/8/18
82 .....	vs. Navy 9/26/19
85 .....	at Navy 10/22/16

<b>Fewest Rushing Yards Allowed</b>	
25 .....	at SMU 11/15/18
32 .....	vs. Iowa State 12/30/17
60 .....	vs. Mercer 9/1/18
<b>63 .....</b>	<b>vs. Jacksonville State 10/3/20</b>
80 .....	vs. Ole Miss 8/31/19

<b>Sacks</b>	
7 .....	vs. Tulane 10/27/17
6 .....	vs. Western Kentucky 12/20/16
5 .....	vs. Cincinnati 11/29/19
	vs. Houston 11/23/18
	at SMU 11/15/18
	vs. Tulsa 11/10/18

<b>Tackles For Loss</b>	
15 .....	vs. Cincinnati 11/29/19
13 .....	vs. Tulane 10/27/17
12 .....	at SMU 11/15/18
11 .....	vs. Tulsa 11/10/18
	vs. UCLA 9/16/17

<b>Takeaways</b>	
6 .....	vs. Kansas 9/17/16
5 .....	vs. Navy 10/14/17
4 .....	vs. UConn 10/6/18
	at UCF 12/2/17
	vs. ULM 8/31/17
	vs. Bowling Green 9/24/16

<b>Interceptions</b>	
4 .....	vs. Bowling Green 9/24/16
3 .....	vs. Tulane 10/18/19
	vs. UConn 10/6/18
	at UCF 12/2/17
	vs. ECU 11/25/17

<b>Fumble Recoveries</b>	
4 .....	vs. Kansas 9/17/16
3 .....	at UCF 12/1/18
	vs. Navy 10/14/17
	vs. ULM 8/31/17
<b>2 .....</b>	<b>10x (most recent at Notre Dame 10/10/20)</b>

<b>Blocked Kicks</b>	
<b>3 .....</b>	<b>vs. Georgia Tech 9/12/20 (2 FGs, 1 PAT)</b>
<b>2 .....</b>	<b>vs. North Carolina 10/17/20 (2 punts)</b>
	vs. Southern 9/7/19 (2 punts)
1 .....	at Tulsa 10/26/19 (1 field goal)
	at ULM 10/5/19 (1 field goal)
	at Missouri 10/20/18 (1 punt)
	vs. South Alabama 9/22/18 (1 punt)

<b>Individual Points Scored</b>	
24 .....	Patrick Taylor Jr. at Houston 10/19/17
	Anthony Miller at UConn 10/6/17
18... 15x (last Patrick Taylor Jr. at South Florida 11/23/19)	

<b>Touchdown Responsibility</b>	
7 .....	Riley Ferguson at UConn (7 pass) 10/6/17
	Riley Ferguson vs. Bowling Green (6 pass, 1 rush) 9/24/16
6 .....	Brady White at Houston (5 pass, 1 rush) 11/16/19
	Riley Ferguson vs. UCLA (6 pass) 9/16/17
5 .....	Brady White vs. Tulane (5 pass) 10/18/19
	Brady White vs. Georgia State (5 pass) 9/14/18
	Brady White vs. Mercer (5 pass) 9/1/18
	Riley Ferguson vs. SMU (2 pass, 3 rush) 11/18/17
	Riley Ferguson vs. Tulane (3 pass, 2 rush) 10/27/17

<b>Total Offense</b>	
466 .....	Riley Ferguson at UCF 12/2/17
465 .....	Riley Ferguson at Houston 10/19/17
420 .....	Riley Ferguson at UConn 10/6/17
414 .....	Riley Ferguson vs. Houston 11/25/16
394 .....	Riley Ferguson vs. UCLA 9/16/17

<b>Rushing Attempts</b>	
31 .....	Darrell Henderson vs. UCF 10/13/18
30 .....	Patrick Taylor Jr. vs. Wake Forest 12/22/18
27 .....	Patrick Taylor Jr. vs. Ole Miss 8/31/19
26 .....	Patrick Taylor Jr. at Missouri 10/20/18
24 .....	Kenneth Gainwell vs. Tulsa 10/26/19
	Darrell Henderson vs. Houston 11/23/18

<b>Rushing Yards</b>	
233 .....	Darrell Henderson vs. Georgia St. 9/14/18
212 .....	Darrell Henderson at Navy 9/8/18
210 .....	Darrell Henderson at UCF 12/1/18
209 .....	Kenneth Gainwell at ULM 10/5/19
199 .....	Darrell Henderson vs. UCF 10/13/18

<b>Rushing Touchdowns</b>	
4 .....	Patrick Taylor Jr. at Houston 10/19/17
3 .....	Patrick Taylor Jr. at South Florida 11/23/19
	Kenneth Gainwell at Tulsa 10/26/19
	Darrell Henderson at UCF 12/1/18
	Darrell Henderson vs. UConn 10/6/18
	Patrick Taylor Jr. vs. UConn 10/6/18
	Darrell Henderson at Navy 9/8/18
	Riley Ferguson vs. SMU 11/18/17

# NORVELL SINGLE-GAME HIGHS

## Longest Rush

88.....	Jordan Travis vs. Pitt 11/7/20
83.....	Calvin Austin III vs. Mercer 9/1/18
82.....	Darrell Henderson at UCF 12/1/18
	Darrell Henderson vs. Tulane 10/27/17
80.....	Darrell Henderson vs. UCLA 9/16/17

## Rushing Yards Per Carry (min. 12)

16.6.....	Darrell Henderson vs. Ga. St. (14-233) 9/14/18
16.3.....	Darrell Henderson at Navy (13-212) 9/8/18
14.9.....	Kenneth Gainwell at ULM (14-209) 10/5/19
14.1.....	Darrell Henderson vs. ULM (12-169) 8/31/17
13.1.....	Darrell Henderson at UCF (16-210) 12/1/18

## Passing Attempts

53.....	Riley Ferguson at Houston 10/19/17
49.....	Riley Ferguson at UCF 9/30/17
48.....	Riley Ferguson at UConn 10/6/17
46.....	Riley Ferguson vs. South Florida 11/12/16
	Riley Ferguson at Ole Miss 10/1/16

## Completions

34.....	Riley Ferguson at UConn 10/6/17
33.....	Riley Ferguson at Houston 10/19/17
30.....	Riley Ferguson at UCF 12/2/17
	Riley Ferguson vs. Houston 11/25/16
	Riley Ferguson at Ole Miss 10/1/16

## Passing Yards

471.....	Riley Ferguson at UCF 12/2/17
	Riley Ferguson at Houston 10/19/17
431.....	Riley Ferguson at UConn 10/6/17
409.....	Riley Ferguson vs. Houston 11/25/16
398.....	Riley Ferguson vs. UCLA 9/16/17

## Passing Touchdowns

7.....	Riley Ferguson at UConn 10/6/17
6.....	Riley Ferguson vs. UCLA 9/16/17
	Riley Ferguson vs. Bowling Green 9/24/16
5.....	Brady White at Houston 11/16/19
	Brady White vs. Tulane 10/18/19
	Brady White vs. Georgia State 9/14/18
	Brady White vs. Mercer 9/1/18

## Receptions

15.....	Anthony Miller at UConn 10/6/17
	Anthony Miller vs. Houston 11/25/16
14.....	Anthony Miller at UCF 12/2/17
12.....	Anthony Miller vs. Tulsa 10/29/16
11.....	Anthony Miller vs. Western Kentucky 12/20/16

## Receiving Yards

250.....	Anthony Miller vs. Tulsa 10/29/16
224.....	Anthony Miller at UConn 10/6/17
203.....	Kenneth Gainwell vs. Tulane 10/18/19
195.....	Anthony Miller at UCF 12/2/17
185.....	Anthony Miller vs. UCLA 9/16/17

## Receiving Touchdowns

4.....	Anthony Miller at UConn 10/6/17
3.....	Anthony Miller at UCF 12/2/17
	Anthony Miller vs. Western Kentucky 12/20/16
2.....	15x (last: Damonte Coxie at Houston 11/16/19)

## Longest Pass

89....	Riley Ferguson to Anthony Miller vs. ECU 11/25/17
84..	Riley Ferguson to Anthony Miller vs. Kansas 9/17/16
75.....	Brady White to Damonte Coxie at ECU 11/3/18
	Brady White to Patrick Taylor Jr. vs. Mercer 9/1/18
73.....	Brady White to Antonio Gibson vs. Navy 9/26/19

## Receiving Yards Per Catch (min. 3)

53.7.....	Sean Dykes at UCF (3-161) 12/2/17
48.0....	Anthony Miller vs. East Carolina (3-144) 11/25/17
27.0....	Damonte Coxie vs. South Alabama (3-81) 9/14/19
25.7.....	Anthony Miler vs. Bowling Green (3-77) 9/24/16
25.5.....	Anthony Miller vs. SMU (4-102) 11/5/16

## Tackles

16.....	Curtis Akins vs. Navy 10/22/16
14.....	Curtis Akins at UCF 12/1/18
	T.J. Carter at Houston 10/19/17
13.....	Austin Hall at Tulsa 10/26/19
	Tyrez Lindsey at Tulane 9/28/18

## Tackles For Loss

5.5.....	Genard Avery vs. Tulane 10/27/17
5.0.....	Bryce Huff at Tulane 9/28/18
4.0.....	Joseph Dorceus vs. Cincinnati 11/29/19
	Joseph Dorceus at ULM 10/5/19
3.5.....	Bryce Huff vs. Cincinnati 11/29/19
	Bryce Huff vs. SMU 11/15/18
	Arthur Maulet vs. Western Kentucky 12/20/16

## Sacks

3.5.....	Genard Avery vs. Tulane 10/27/17
3.0.....	Arthur Maulet vs. Western Kentucky 12/20/16
2.5.....	Bryce Huff at SMU 11/15/18
2.0....	14x (last: Janarius Robinson vs. UNC 10/17/20)

## Punt Return Yards

109.....	Pop Williams vs. Tulsa 11/10/18
77.....	Traveon Samuel at South Florida 11/23/19
75.....	Pop Williams vs. Georgia State 9/14/18
33.....	Anthony Miller vs. SEMO 9/3/16
31.....	Pop Williams vs. Kansas 9/17/16

## Punt Return Average (min. 3)

27.3.....	Pop Williams vs. Tulsa (4-109) 11/10/18
18.8.....	Pop Williams vs. Georgia State (4-75) 9/14/18
12.8....	Traveon Samuel at South Florida (6-77) 11/23/19
11.0.....	Anthony Miller vs. SEMO (3-33) 9/3/16
9.3.....	Pop Williams vs. UConn (3-28) 10/6/18

## Long Punt Return

72.....	John Williams vs. Tulsa 11/10/18
47.....	John Williams vs. Georgia State 9/14/18
30.....	John Williams at Cincinnati 11/18/16
31.....	John Williams vs. Kansas 9/17/16
27.....	Keith Brown vs. Southern 9/7/19

## Punt Return Touchdowns

1.....	Keith Brown (blocked punt) vs. Southern 9/7/19
	Pop Williams vs. Tulsa 11/10/18

## Kickoff Return Yards

209.....	Tony Pollard vs. Wake Forest 12/22/18
174.....	Tony Pollard vs. South Florida 11/12/16
161.....	Tony Pollard vs. Tulsa 10/29/16
159.....	Antonio Gibson vs. SMU 11/2/19
152.....	Tony Pollard at UCF 12/1/18

## Kickoff Return Average (min. 3)

53.0.....	Antonio Gibson vs. SMU (3-159) 11/2/19
49.3.....	Tony Pollard vs. Southern Ill. (3-148) 9/23/17
44.7.....	Tony Pollard at Navy (3-134) 10/22/16
35.7.....	Chris Claybrooks vs. Tulane (3-107) 10/18/19
34.8.....	Tony Pollard vs. Wake Forest (6-209) 12/22/18

## Long Kickoff Return

100.....	Tony Pollard vs. East Carolina 11/25/17
	Tony Pollard vs. Southern Illinois 9/23/17
	Tony Pollard at Navy 10/22/16
99.....	Gabriel Rogers vs. Navy 9/26/19
	Tony Pollard vs. ULM 8/31/17
	Darrell Henderson at SMU 11/5/16

## Kickoff Return Touchdowns

1.....	11x (last: Chris Claybrooks vs. Cincinnati 11/29/19)
--------	--

## All-Purpose Yards

386.....	Antonio Gibson vs. SMU 11/2/19
318.....	Tony Pollard vs. Wake Forest 12/22/18
307.....	Kenneth Gainwell vs. Tulane 10/19/19
278.....	Darrell Henderson vs. SMU 11/18/17
273.....	Darrell Henderson at Navy 9/8/18

## PATs Made

11.....	Jake Elliott vs. Bowling Green 9/24/16
10.....	Riley Patterson vs. East Carolina 11/25/17
9.....	Riley Patterson vs. Mercer 9/3/18
	Riley Patterson vs. SMU 11/18/17
8.....	Riley Patterson at East Carolina 11/3/18
	Riley Patterson vs. Georgia State 9/14/18
	Riley Patterson vs. Tulane 10/27/17

## Field Goals Made

4.....	Riley Patterson vs. SMU 11/2/19
3.....	Riley Patterson vs. Cincinnati 12/7/19
	Riley Patterson vs. UCF 10/13/18
	Riley Patterson vs. Navy 10/14/17
	Jake Elliott at SMU 11/5/16
	Jake Elliott at Tulane 10/14/16
	Jake Elliott vs. Kansas 9/17/16

## Long Field Goal

53.....	Parker Grothaus vs. Georgia Tech 9/12/20
52.....	Riley Patterson vs. Cincinnati 12/7/19
	Riley Patterson at Missouri 10/20/18
50.....	Riley Patterson vs. Cincinnati 12/7/19
	Riley Patterson vs. SMU 11/2/19
	Riley Patterson at ULM 10/5/19
	Jake Elliott at Tulane 10/14/16
	Jake Elliott vs. Kansas 9/17/16

## Punting Average

54.7.....	Adam Williams at ULM (3-164) 10/5/19
53.7.....	Spencer Smith vs. Temple (3-161) 10/6/16
52.0.....	Adam Williams vs. South Ala. (2-104) 9/22/18
	Spencer Smith vs. Southern Ill. (2-104) 9/23/17
51.3.....	Adam Williams vs. Tulane (3-154) 10/18/19
	Spencer Smith vs. Kansas (3-154) 9/17/16

## Long Punt

77.....	Adam Williams at ULM 10/5/19
76.....	Adam Williams vs. Tulane 10/18/19
73.....	Adam Williams at SMU 11/15/18
63.....	Spencer Smith at Tulane 10/14/16
61.....	Adam Williams vs. Ole Miss 8/31/19

# FLORIDA STATE

## FOOTBALL

### FSU TOPS #5 NORTH CAROLINA

- » On Oct. 17, Florida State beat No. 5 North Carolina 31-28. The win was FSU's first over a top-5 team since 2014 (No. 5 Notre Dame).
- » It was the fifth time in school history, and first in Doak Campbell Stadium since 1965, that an unranked FSU beat a top-5 opponent.

### Unranked FSU beat top-5 opponent:

Year	Opponent	H/A/N	Result
2020	#5 UNC	H	W, 31-28
2007	#2 BC	A	W, 27-17
2005	#5 Va. Tech	N (ACC Champ.)	W, 27-22
1965	#5 Georgia	H	W, 10-3
1964	#5 Kentucky	H	W, 48-6

- » The win improved FSU to 16-3-1 all-time against North Carolina, with an 8-2-1 mark in Tallahassee.
- » FSU is now 110-33 (.769) in night games (7 p.m. or later kickoff) at Doak Campbell Stadium since 1968.
- » The Seminoles led the Tar Heels 31-7 at halftime, the 3rd-largest halftime deficit by a top-five team in the past 15 years. It was FSU's largest halftime lead against a top-five team since 1964.
- » It was also FSU's largest halftime lead over a ranked opponent since 2000 vs. No. 21 North Carolina State (27-0).
- » FSU's 31 points were the program's most in a first half against a ranked team since scoring 35 vs. No. 22 Georgia Tech in 2009.

### NOLES SEEING RESULTS ON OFFENSE

- » Florida State recorded at least 405 yards of total offense in three straight ACC games for the first time since 2016.
- » At No. 5 Notre Dame, FSU racked up 405 yards, the most for the Noles against a Top-10 opponent since 2016 at No. 10 Miami.
- » The following week, FSU topped that with 432 total yards to beat No. 5 North Carolina. At Louisville, FSU had 406 yards of offense.
- » In its four games during October, Florida State averaged 230.5 rushing yards and 443.5 yards of total offense per game, ranking 4th and 7th, respectively, in the ACC. The rushing yards total was 15th nationally in October, while the total offense average ranked 29th in the nation. The Seminoles' average of 5.46 yards per carry also ranked 4th in the conference and 17th in FBS.
- » Against Jacksonville State, the Seminoles tallied 263 rushing yards and 268 passing yards. That was FSU's first game with at least 250 rushing and passing yards since 2016 at Syracuse.
- » The Seminoles scored touchdowns on six of their last seven drives of the game, including five straight touchdown drives, vs. Jacksonville State. It marked the first time FSU scored touchdowns on five straight drives since taking six straight drives to the end zone Nov. 18, 2017 vs. Delaware State.
- » In the second half, the Noles ran for 225 yards and averaged 6.8 yards per carry.
- » The Seminoles were 10-of-16 on 3rd downs, a 62.5 percent conversion rate, in the win vs. Jacksonville State. That was their highest 3rd-down conversion rate since Dec. 2, 2017

vs. ULM when FSU was 7-of-9 for a 77.8 percent conversion rate.

- » It was FSU's highest percentage with at least 10 conversions since Nov. 26, 2016 vs. Florida when the Seminoles converted 11-of-17 3rd downs for a 64.7 percent success rate.
- » Florida State's 10 successful 3rd-down conversions in the win vs. JSU were the most since Sept. 7, 2019, when the Seminoles were 10-of-19 on 3rd downs vs. ULM.

### GAMECHANGERS ON SPECIAL TEAMS

- » Florida State has blocked five kicks in 2020, the 2nd-most in the country. FSU blocked two field goals and an extra point in the season opener against Georgia Tech.
- » It was the third time in school history, and first since 1996, Florida State blocked three kicks in a game. The two blocked field goals tied a school single-game record.
- » Against No. 5 North Carolina, FSU blocked two punts in the first quarter.
- » Florida State and Army are the only teams in the country with two multiple-block games and FSU is one of just three with three blocks in a game.
- » FSU's two blocked punts vs. UNC also tied a school single-game record. The Noles last had two blocked punts in a game in 2005 vs. North Carolina State.
- » Defensive tackle Marvin Wilson has blocked three kicks in 2020, with two field goals against Georgia Tech and a punt against UNC.
- » Wilson joins B.J. Ward in 2003 against Duke as the only Noles with a pair of field goal blocks in a game. Ward is also the last Seminole with at least three blocks in a season (four in 2003).
- » Wilson leads the country in blocked kicks. As a team, FSU's five blocked kicks trail only Army's seven.
- » Janarius Robinson blocked the Yellow Jacket extra point.
- » Freshman Ja'Khi Douglas blocked North Carolina's first punt of the game. It was recovered by DeCalon Brooks and returned 18 yards to set up FSU's first touchdown.

### Blocked Kicks for Current Seminoles:

Year	Opponent	Player	Type
2020	#5 UNC	Marvin Wilson	Punt
2020	#5 UNC	Ja'Khi Douglas	Punt
2020	Ga. Tech	Janarius Robinson	XP
2020	Ga. Tech	Marvin Wilson	FG
2020	Ga. Tech	Marvin Wilson	FG
2018	#3 Notre Dame	Cory Durden	XP

- » Along with the blocked kicks, Florida State has three turnovers on special teams, falling on muffed punts at No. 12 Miami (Asante Samuel Jr.), No. 5 Notre Dame (Deonté Sheffield) and Louisville (Ja'Khi Douglas). They were the first career fumble recoveries for each player.
- » Travis Jay (31, 31 vs. Georgia Tech) and Keyshawn Helton (35, 37 vs. Jacksonville State) are the first Noles with a pair of kickoff returns over 30 yards in the same game since Kermit Whitfield did it vs. Texas State in the 2015 season opener.

### ALL-TIME vs. VIRGINIA

Year	Location	Res.	AP Rank (FSU/Opp)
1992*	Charlottesville	W, 13-3	6/23
1993*	Tallahassee	W, 40-14	1/15
1994*	Tallahassee	W, 41-17	4/-
1995*	Charlottesville	L, 28-33	2/24
1996*	Tallahassee	W, 31-24	3/14
1997*	Charlottesville	W, 47-21	3/-
1998*	Tallahassee	W, 45-14	6/12
1999*	Charlottesville	W, 35-10	1/-
2000*	Tallahassee	W, 37-3	6/-
2001*	Charlottesville	W, 43-7	21/-
2002*	Tallahassee	W, 40-19	5/-
2003*	Charlottesville	W, 19-14	7/-
2004*	Tallahassee	W, 36-3	7/6
2005*	Charlottesville	L, 21-26	4/-
2006*	Tallahassee	W, 33-0	-/-
2010*	Charlottesville	W, 34-14	-/-
2011*	Tallahassee	L, 13-14	23/-
2014*	Tallahassee	W, 34-20	2/-
2019*	Charlottesville	L, 24-31	-/25

\*ACC Game

Overall: 15-4 | Home: 9-1 | Away: 6-3

ACC: 15-4

### HIGHS vs. VIRGINIA

#### Passing:

Danny Kanell, 1995	32-67-3, 454 yards, 3 TD
Drew Weatherford, 2005	35-59-1, 377 yards, 3 TD
Charlie Ward, 1993	23-31-3, 322 yards, 0 TD
Thad Busby, 1994	25-36-2, 316 yards, 1 TD
Danny Kanell, 1995	32-48-4, 300 yards, 5 TD

#### Rushing:

Greg Jones, 2002	21-173, 2 TD
Travis Minor, 1997	17-159, 3 TD
Tiger McMillion, 1992	25-138, 0 TD
Jermaine Thomas, 2010	16-132, 2 TD
Warrick Dunn, 1996	26-131, 1 TD

#### Receiving:

E.G. Green, 1995	7-169, 1 TD
E.G. Green, 1997	5-151, 1 TD
Rashad Greene, 2014	13-136, 1 TD
Snoop Minnis, 2000	4-131, 2 TD
Tamarick Vanover, 1993	6-129, 1 TD

# FLORIDA STATE

## FOOTBALL



### SAMUEL LEADS ACC IN TAKEAWAYS

» Preseason All-ACC selection Asante Samuel, Jr. leads the ACC with three interceptions and two fumble recoveries. His nine passes defended are 9th nationally.

» In records dating back to 2000, Samuel is the second player in FBS, and the first since Derrick Johnson at Texas in 2003, with three interceptions and two fumble recoveries in his team's first four games of a season.

» On the second play of the game at No. 5 Notre Dame, Amari Gainer forced a fumble that Samuel fell on. Samuel also recovered a fumble at No. 12 Miami.

» Samuel had two interceptions against Georgia Tech and one vs. Jacksonville State.

- » Samuel leads current Noles with four career interceptions and is tied for the team lead with two career fumble recoveries.
- » Samuel has accounted for five of FSU's 10 takeaways this season. He is the first Nole since Tarvarus McFadden in 2016 with a takeaway in four straight games.
- » Samuel is the third Seminole since 2000 with at least three interceptions and two fumble recoveries in a season.

### 3+ INT, 2+ FR; same season since 2000:

Year	Player	Int.	Fumbles Rec.
2020	A. Samuel, Jr.	3	2
2014	N. Andrews	3	2
2013	T. Smith	3	2

- » Against Jacksonville State, Samuel also led the game with a career-high nine tackles.
- » Samuel has six pass breakups in 2020 and leads all active ACC defenders with 29 in his career.
- » Samuel is 5th nationally, and 1st in the ACC, among active players with 33 passes defended (29 PBU, 4 INT).
- » In 2019, Samuel contributed 48 tackles, 1.0 for loss and one interception and was the only Power 5 defender with 14 pass breakups and more than 45 tackles.

### BUILT FOR PLAYMAKERS

- » Florida State had a season-high 10 plays of at least 20 yards against Jacksonville State.
- » At No. 5 Notre Dame, quarterback Jordan Travis completed three passes of at least 25 yards, including a 48-yard touchdown.
- » FSU's first two 50-yard plays of 2020 came in the win vs. No. 5 North Carolina. Joshua Kaindoh also had a 25-yard interception return for a score against the Tar Heels, the Noles first defensive TD of the Mike Norvell era.

- » In back-to-back weeks against Pitt and NC State, FSU had its longest rush (88 yards) and pass (69 yards) plays.
- » The Noles have 53 plays of at least 20 yards this season:

Yds	Type	Player(s)	Opponent
*88	Rush	Jordan Travis	Pitt
*69	Pass	O. Wilson from C. Purdy	NC State
58	Pass	O. Wilson from J. Travis	UNC
54	Rush	La'Damian Webb	UNC
49	Rush	Lawrance Toafili	UL
*48	Pass	T. Terry from J. Travis	ND
48	Pass	T. Terry from J. Travis	JSU
*41	Pass	K. Helton from J. Travis	JSU
39	Pass	K. Helton from J. Travis	UNC
38	INT	Asante Samuel Jr.	Ga. Tech
37	KR	Keyshawn Helton	JSU
36	Pass	P. Daniel from J. Travis	UNC
36	INT	Asante Samuel Jr.	Ga. Tech
35	KR	Keyshawn Helton	JSU
33	Pass	W. Thompson from J. Travis	UNC
33	Rush	Jordan Travis	ND
31	Pass	L. Toafili from J. Travis	ND
31	Pass	O. Wilson from J. Travis	JSU
31	KR	Travis Jay	NC State
31	KR	Travis Jay	Ga. Tech
31	KR	Travis Jay	Ga. Tech
30	Pass	C. McDonald from J. Travis	UL
30	Pass	T. Terry from J. Travis	ND
*28	Rush	Jashaun Corbin	NC State
28	KR	Ja'Khi Douglas	UL
27	Pass	C. McDonald from J. Blackman	Ga. Tech
*25	INT	Joshua Kaindoh	UNC
25	Pass	T. Terry from J. Travis	ND
*24	Pass	W. Thompson from C. Purdy	NC State
24	KR	Travis Jay	NC State
24	Rush	Jashaun Corbin	UL
24	Rush	Lawrance Toafili	JSU
24	Rush	Jordan Travis	Miami
24	Rush	Jashaun Corbin	Miami
24	Pass	W. Thompson from J. Blackman	Ga. Tech
*23	Rush	Jordan Travis	UNC
23	Pass	C. McDonald from J. Travis	JSU
23	Pass	L. Toafili from J. Blackman	Miami
22	Pass	C. McDonald from J. Travis	Pitt
22	KR	Ja'Khi Douglas	UL
22	KR	Ja'Khi Douglas	UL
22	KR	Corey Wren	ND
22	KR	Keyshawn Helton	JSU
21	Rush	Chubba Purdy	NC State
21	KR	Travis Jay	NC State
21	KR	Ja'Khi Douglas	Pitt
21	KR	Keyshawn Helton	UL
21	KR	Ja'Khi Douglas	UL
21	KR	Jashaun Corbin	ND
21	Rush	Lawrance Toafili	Miami
21	KR	Travis Jay	Miami
20	Pass	J. Young from J. Travis	JSU
20	Rush	Lawrance Toafili	JSU

\*touchdown

### CAREER STAT LEADERS (at FSU only)

Rushing Yards	Jordan Travis	697
Rushing Touchdowns	Jordan Travis	9
Passing Yards	Jordan Travis	943
Passing Touchdowns	Jordan Travis	4
Receptions	Ontaria Wilson	53
Receiving Yards	Ontaria Wilson	594
Receiving Touchdowns	Keyshawn Helton	6
All-Purpose Yards	Keyshawn Helton	1,129
Total Offense Yards	Jordan Travis	1,640
Points Scored	Jordan Travis	54
Kickoff Returns	Keyshawn Helton	25.2 (22-55/4)
Tackles	Hamsah Nasirildeen	225
Tackles for Loss	Janarius Robinson	20.5
Sacks	Marvin Wilson	9.5
Interceptions	Asante Samuel Jr.	4
Pass Breakups	Asante Samuel Jr.	29
Forced Fumbles	Amari Gainer	3
	Hamsah Nasirildeen	3
Fumble Recoveries	Emmett Rice	2
	Janarius Robinson	2
	Asante Samuel Jr.	2
Blocked Kicks	Marvin Wilson	3
Punt Average	Alex Mastromanno	43.5

### HONORS

Team	FWAA Reveal Suits' National Team of the Week (Oct. 19)
Mike Norvell	Dodd Trophy Coach of the Week (Oct. 20)
Jashaun Corbin (RB)	Doak Walker Award Watch List
	Preseason 3rd Team All-ACC (Athlon)
	Preseason 4th Team All-ACC (Phil Steele)
Cory Durden (DT)	Preseason 4th Team All-ACC (Phil Steele)
Jaiden Lars-Woodbey (DB)	Wuerffel Trophy Nominee
Dontae Lucas (OL)	Preseason 4th Team All-ACC (Phil Steele)
Alex Mastromanno (P)	FWAA Freshman AA Watch List
Hamsah Nasirildeen (DB)	Bednarik Award Watch List
	Thorpe Award Watch List
	Nagurski Trophy Watch List
	Preseason All-ACC
	Preseason 1st Team All-ACC (Athlon)
	Preseason 2nd Team All-ACC (Phil Steele)
	Senior Bowl Top 250
Janarius Robinson (DE)	Senior Bowl Top 250
Asante Samuel Jr. (DB)	Bednarik Award Watch List
	ACC DB of the Week (Sept. 14)
	Preseason All-ACC
	Preseason 1st Team All-ACC (Athlon)
	Preseason 2nd Team All-ACC (Phil Steele)
Robert Scott Jr. (OL)	FWAA Freshman AA Watch List
Maurice Smith (OL)	FWAA Freshman AA Watch List
Jordan Travis (QB)	Davey O'Brien Award Midseason Watch List
	Davey O'Brien Great 8 (Oct. 19)
Lawrance Toafili (RB)	ACC Rookie of the Week (Oct. 5)
Marvin Wilson (DT)	Consensus Preseason All-American
	ACC Specialist of the Week (Sept. 14)
	Preseason 1st Team All-American
	(Walter Camp, Sporting News, AP, Athlon, Phil Steele, ESPN)
	Bednarik Award Watch List
	Nagurski Trophy Watch List
	Outland Trophy Watch List
	Maxwell Award Watch List
	Preseason All-ACC
	Preseason 1st Team All-ACC (Phil Steele, Athlon)
	Senior Bowl Top 250



# FLORIDA STATE

## FOOTBALL

### TRAVIS ELEVATES OFFENSE

- » Redshirt sophomore quarterback Jordan Travis has started four games for FSU in 2020, leading the Noles to over 405 yards of offense three times.
- » Travis has scored at least one rushing touchdown in five straight games played, the longest streak by a quarterback in school history. His 88-yard rushing score vs. Pitt broke a tie with Charlie Ward, who scored on the ground in four straight games in 1992, and Christian Ponder, who had a four-game streak in 2008.
- » Travis is the only player in FSU history with four straight games with at least one rushing touchdown and one passing touchdown.
- » Travis broke off an 88-yard touchdown run against Pitt, the longest for a QB in school history.

#### Longest TD runs by QB, FSU history

Year	Player	Opponent	Yards
2020	J. Travis	Pitt	88
2019	J. Travis	Boston College	66
2008	D. Richardson	Chattanooga	55
2008	D. Richardson	W. Carolina	52
1954	V. Prinzi	Louisville	37

- » The run was the longest play for FSU this season; the longest run for a Nole since Dalvin Cook's 94-yarder at Wake Forest in 2015; and tied for the 5th-longest in FSU history.
- » Travis' run is tied for the 3rd-longest nationally this year. The 95-yard TD drive was the longest for FSU since 2016 (96 vs. Wake Foerst).
- » Travis' average of 5.52 yards per carry leads all Power 5 quarterbacks that have played at least four games.
- » Travis, from West Palm Beach, has 472 rushing yards this season. He is just 33 yards from passing Charlie Ward for the most by a QB in a season at FSU (504).
- » In 2019, Travis became the only player in Florida State history with a 60-yard rush and 60-yard completion in the same game after posting a 61-yard rush and a 63-yard pass against Alabama State.

» In his FSU debut at Boston College last year, Travis ran for a 26-yard touchdown on his first snap. He added a 66-yard touchdown late in the fourth quarter that proved to be the game-winning points.

» The Noles scored three touchdowns of at least 60 yards against the Eagles (two TD passes from James Blackman & Travis's run), just the fourth time in school history FSU has accomplished the feat and the second time FSU scored three touchdowns of that length on offense:

### Three 60+ Yard TDs, FSU history

Year, Opponent	Players
2019, BC	T. Terry (74 rec), J. Travis (66 run) D.J. Matthews (60 rec)
2013, Idaho	T. Smith (79 INT), E.J. Levenberry (78 INT), D. Freeman (60 run)
2012, Wake	C. Thompson (80 run & 74 run), R. Greene (60 punt ret)
1976, Va. Tech	L. Key (97 run), K. Unglaub (96 rec), M. Barnes (75 rec)

### YOUNGEST TEAM IN FBS

- » Florida State is the youngest team in the country, with 84 players that are freshmen or sophomores on the 114-man roster.
- » The 73.7-percent underclass rate is the highest in the country.
- » Additionally, FSU has just 13 total seniors, the 6th-fewest in the nation.
- » At NC State, Florida State started six freshmen on offense, including four on the offensive line - LT Darius Washington, LG Thomas Shrader, C Maurice Smith and RT Robert Scott Jr.
- » FSU last started four freshmen offensive linemen in a game against Notre Dame in the 2011 Champs Sports Bowl.

### FIRST CAREER STARTS AT FSU

- » Twenty-three players have made their first starts for the Seminoles this season:

Player	1st Start	Tot. Sts.
TE Camren McDonald	GT	8
RB Jashaun Corbin	GT	7
OL Devontay Love-Taylor	GT	7
OL Robert Scott, Jr.	JSU	6
DB Renardo Green	GT	5
QB Jordan Travis	Miami	5
LB Stephen Dix, Jr.	UNC	4
DB Jarvis Brownlee, Jr.	UNC	3
WR Warren Thompson	GT	3
RB La'Damian Webb	GT	3
TE Preston Daniel	JSU	2
DB Jarrian Jones	GT	2
NG Fabien Lovett	JSU	2
DB Raymond Woodie III	UL	2
WR Jordan Young	UL	2
LB Kalen DeLoach	GT	1
RB Ja'Khi Douglas	NC State	1
DB Travis Jay	Miami	1
LB Jaleel McRae	Miami	1
QB Chubba Purdy	NC State	1
QB Tate Rodemaker	JSU	1
OL Thomas Shrader	NC State	1
TB Lawrance Toafili	ND	1

### FIRST TIME NOLES

- » Thirty players have made their Seminole debuts in 2020:

Player	Debut	Tot. Gms.
*RB Jashaun Corbin	GT	8
*TE Preston Daniel	GT	8
*LB Stephen Dix, Jr.	GT	8
*RB Ja'Khi Douglas	Miami	7
*DB Jarrian Jones	GT	7
*DT Fabien Lovett	GT	7
*OL Devontay Love-Taylor	GT	7
*OL Robert Scott, Jr.	Miami	7
*RB Lawrance Toafili	GT	7

### RECORDING FSU

#### 100-YD RUSHING GAMES

La'Damian Webb (1)	North Carolina, 2020	109
Jordan Travis (1)	North Carolina, 2020	107
Jashaun Corbin (1)	Texas State, 2019*	103

\*at Texas A&M

#### 100-YD RECEIVING GAMES

Ontaria Wilson (1)	at NC State, 2020	117
Keyshawn Helton (1)	Clemson, 2018	100

### FSU in 2020

...in September	0-2	.000
...in October	2-2	.500
...in November	0-2	.000
...in December	0-0	.000
...ACC home games	1-2	.333
...ACC road games	0-4	.000
...non-con home games	1-0	1.000
...AP ranked home games	1-0	1.000
...AP ranked road games	0-2	.000
...games decided by 1-8 pts	1-1	.500
...games decided by 9-20 pts	1-2	.333
...games decided by 21+ pts	0-3	.000
...when scoring 0-9 pts	0-0	.000
...when scoring 10-19 pts	0-4	.000
...when scoring 20-29 pts	0-2	.000
...when scoring 30+ pts	2-0	1.000
...when allowing 0-9 pts	0-0	.000
...when allowing 10-19 pts	0-1	.000
...when allowing 20-29 pts	2-0	1.000
...when allowing 30+ pts	0-5	.000
...day games (before 6pm)	1-3	.333
...night games (after 6pm)	1-3	.250
...scoring first	1-3	.250
...opponent scores first	1-3	.250
...leading after 1st Q	1-3	.250
...trailing after 1st Q	1-3	.250
...leading after 2nd Q	1-1	.500
...trailing after 2nd Q	1-5	.167
...leading after 3rd Q	2-1	.667
...trailing after 3rd Q	0-5	.000
...with 100-yd rusher	1-0	1.000
...with 100-yd receiver	0-2	.000
...with 300-yd passer	0-0	.000

# FLORIDA STATE

## FOOTBALL

*RB La'Damian Webb	GT	7
*DB Travis Jay	GT	5
*QB Chubba Purdy	Louisville	3
*QB Tate Rodemaker	Miami	3
*OL Thomas Shrader	Miami	3
P Alex Mastromanno	GT	8
LS Garrett Murray	GT	8
TE Wyatt Rector	GT	8
DB Sidney Williams	Miami	7
DE Josh Griffis	GT	6
LB DJ Lundy	JSU	6
DT Malcolm Ray	GT	6
K Ryan Fitzgerald	Miami	5
WR Kentron Poirier	Miami	5
RB Corey Wren	Miami	5
DB Jadarious Green-McKnight	UNC	4
DB Meiko Dotson	JSU	3
WR Bryan Robinson	Miami	3
DE Deonte Williams	GT	3
WR Darion Williamson	Miami	2
TE Austin White	Louisville	1

\*started at least one game

### LINEBACKERS LEAD NOLES IN TACKLES

- » FSU's top three tacklers are linebackers, led by Amari Gainer's 60. Emmett Rice has 56 and freshman Stephen Dix Jr. has 40.
- » The trio has combined for 14.5 tackles for loss. Rice tackled Louisville quarterback Malik Cunningham in the end zone for the Noles first safety since 2017.
- » Gainer has led FSU in tackles four times this season after tying his career high with 12 tackles at NC State. He had 11 tackles and a forced fumble at No. 5 Notre Dame.
- » Against Georgia Tech, Gainer tied a career high with 2.5 tackles for loss. He added another at Miami and has 5.0 TFL on the year.
- » At NC State, Rice set a season high with 11 tackles and a career high with 1.5 tackles for loss. Rice has a TFL in six straight games.
- » Dix joined Rice and defensive back Jarvis Brownlee Jr. with a team-high eight tackles against Pitt. He has made four consecutive starts on defense.

### MARVIN WILSON LEADS D-LINE

- » Consensus preseason All-American defensive tackle Marvin Wilson returned for his senior season after being rated as Mel Kiper Jr.'s No. 3 defensive tackle prospect in the 2020 NFL Draft prior to announcing his intent to remain at Florida State for his senior season.

- » Wilson was a Bednarik Award semifinalist and first-team All-ACC performer despite missing the last four games of 2019 due to injury.
- » Wilson will miss the remainder of the 2020 season due to injury but has accepted an invite to participate in the Reese's Senior Bowl.
- » Wilson leads the country with three blocked kicks in 2020, the most for a Seminole since B.J. Ward blocked four in 2003.
- » Wilson blocked a punt in the win against No. 5 North Carolina. He had a pair of blocked field goals in the season opener vs. Georgia Tech.
- » Wilson finished with a season-high six tackles against the Tar Heels.
- » Against Jacksonville State, Wilson had his first sack of the year. He leads FSU with 9.5 for his career.
- » Despite missing the final four games of 2019, Wilson earned first-team All-ACC honors after finishing with 44 tackles, 8.5 TFL, 5.0 sacks, one fumble recovery and one forced fumble.
- » At the time of his injury, Wilson's 44 tackles led all ACC defensive linemen.
- » Wilson was one of only four defensive tackles in the country with multiple 3.0 tackle-for-loss games in 2019 and his game against Louisville was historic. The Houston native made a career-high 10 tackles, including a career-best 3.5 for loss and career-high-tying 2.0 sacks, and one fumble recovery to become the only Power 5 player since at least 2000 with those numbers in a single game.

### LINE LEADS FSU D VS. NO. 5 UNC

- » Florida State's defensive line led the way against No. 5 North Carolina.
- » Joshua Kaindoh had three tackles and a 25-yard interception returned for a touchdown and a 24-0 FSU lead in the first half.



- » It was the first interception returned for a touchdown by a Nole defensive lineman since Markus White returned one 31 yards vs. Miami in 2009.

### NOLES IN THE NFL (as of Nov. 22, 2020)

Player (Pos.)	Years at FSU	Team
Cam Akers (RB)	2017-19	Rams
Terrence Brooks (DB)	2010-13	Patriots
Brian Burns (DE)	2016-18	Panthers
Demarcus Christmas (DT)	2014-18	Steelers
Dalvin Cook (RB)	2014-16	Vikings
Ronald Darby (DB)	2012-14	Washington
Mario Edwards, Jr. (DE)	2012-14	Bears
Ukeme Eligwe (LB)	2012-14	Raiders
Cameron Erving (OL)	2010-14	Cowboys
John Franklin III (DB)	2013-15	Buccaneers
Devonta Freeman (RB)	2011-13	Giants
Graham Gano (K)	2005-08	Giants
Eddie Goldman (DT)	2012-14	Bears
Bobby Hart (OL)	2011-14	Bengals
Dustin Hopkins (K)	2009-12	Washington
Rodney Hudson (OL)	2007-10	Raiders
Ryan Izzo (TE)	2014-17	Patriots
Derwin James (DB)	2015-17	Chargers
Roderick Johnson (OL)	2014-16	Texans
Christian Jones (LB)	2010-13	Lions
Lamaricus Joyner (DB)	2010-13	Raiders
Derrick Kelly II (OL)	2014-18	Saints
Rick Leonard (OL)	2014-17	Cardinals
Trey Marshall (DB)	2014-17	Broncos
Gabe Nabers (FB)	2016-19	Chargers
Derrick Nnadi (DT)	2014-17	Chiefs
Nick O'Leary (TE)	2011-14	Raiders
Jacques Patrick (RB)	2015-18	Bengals
Jalen Ramsey (DB)	2013-15	Rams
Xavier Rhodes (DB)	2009-12	Colts
Patrick Robinson (DB)	2006-09	Saints
Stanford Samuels III (DB)	2017-19	Packers
Terrance Smith (LB)	2011-15	Cardinals
Josh Sweat (DE)	2015-17	Eagles
Auden Tate (WR)	2015-17	Bengals
Chris Thompson (RB)	2009-12	Jaguars
DeMarcus Walker (DE)	2013-16	Broncos
P.J. Williams (DB)	2012-14	Saints
Vince Williams (LB)	2008-12	Steelers
Jameis Winston (QB)	2012-14	Saints

### BOBBY BOWDEN FIELD at DOAK S. CAMPBELL STADIUM

#### 300 AND COUNTING

- » Florida State earned its 300th win in Doak Campbell Stadium with a 35-24 victory over Louisville on Sept. 21, 2019.
- » The Noles boast a 305-99-4 (.752) all-time record at Doak.
- » Including three years at Centennial Field (1947-49), FSU is 313-103-4 (.750) in Tallahassee.
- » FSU's .752 win percentage in Doak is 16th-best of teams playing in their current stadium.
- » Florida State is 94-22 against Atlantic Coast Conference teams in Doak Campbell Stadium since joining the league in 1992.
- » FSU won its first 39 home games against league opponents from 1992-2001.
- » FSU is 110-33 (.769) in night games (7 p.m. or later kickoff) at Doak since 1968.

# FLORIDA STATE

## FOOTBALL

- » Janarius Robinson, FSU's other starting defensive end, had a career-high 2.0 sacks against North Carolina. All three of Robinson's tackles were for a loss (19 total yards). As a team, FSU had 8.0 tackles for loss and 4.0 sacks, both season highs.
- » FSU matched its TFL season high with 8.0 against Pitt.
- » Against UNC, tackle Cory Durden split a sack with freshman linebacker D.J. Lundy. It gave Durden 7.5 sacks in his career and was the first sack for Lundy.
- » Robinson had five tackles, 2.5 tackles for loss and a sack at NC State. His 20.5 tackles for loss are the most on FSU's active roster. Robinson also stopped the Wolfpack on 4th-and-1 at FSU's 10-yard line.
- » Durden forced a fumble at No. 12 Miami on Sept. 26, the second of his career.
- » Behind Wilson and Co., FSU allowed just 10 rushing yards to Jacksonville State in the second half.
- » After initially opting out of the 2020 season, Dennis Briggs Jr. tallied three tackles in his season debut against North Carolina. He has started the past two games at defensive tackle.
- » In total, FSU's 13 defensive linemen that have played in 2020 have combined for 116 tackles, 20.0 TFL and 6.5 sacks.

### YOUNG QUARTERBACKS EMBRACE OPPORTUNITY

- » True freshmen Tate Rodemaker (vs. Jacksonville State) and Chubba Purdy (at NC State) have each started a game at QB this season.
- » They join Billy Prescott (1973), Chip Ferguson (1985) and James Blackman (2017) as the only Noles to start at QB as a true freshman.
- » Along with Blackman (two games) and Jordan Travis (four games), this is the second time in school history, and first since 1985, that FSU has started four different quarterbacks in a season.
- » Purdy threw a pair of touchdowns against the Wolfpack, including his first for 69 yards to Ontaria Wilson. That is the longest pass for the Seminoles this season and the longest catch of Wilson's career.
- » He added a second fourth-quarter touchdown to Warren Thompson, the first of Thompson's career. Purdy finished 15-of-23 for 181 yards, two touchdowns and 54 yards rushing vs. NC State.
- » Purdy made his Seminole debut at Louisville on Oct. 24. Against Pitt, Purdy played most of the second half, completing 12 of 21 pass attempts.
- » Purdy, from Queen Creek, Arizona, was rated the nation's No. 6 dual-threat QB and ranked No. 121 in the ESPN300. He produced over 9,000 yards of total offense and 111 touchdowns in two years as the starter at Perry High.
- » Rodemaker made his FSU debut at Miami, completing 5 of 9 passes for 47 yards. He has appeared in three games this season.

- » Rodemaker enrolled early at Florida State out of Valdosta High School. He passed for 6,811 yards and 74 touchdowns in his prep career.

### NEW-LOOK RB GROUP SHOWCASES VERSATILITY

- » Sophomore Jashaun Corbin set a season high with 77 yards on 14 carries at NC State, including a 28-yard touchdown run on 4th-and-1.
- » Corbin took a number of snaps in the Wildcat formation against the Wolfpack and successfully picked up three of FSU's five fourth-down conversions.
- » The Seminoles five successful fourth-down conversions (on seven tries) are tied for the most in the country this season and are the 2nd-most in a game in school history (7 vs. UAB in 2004).
- » Corbin, who has 460 all-purpose yards in 2020, spent his first two years at Texas A&M, totaling 1,025 all-purpose yards in 14 games (483 rushing, 441 kickoff returns, 101 receiving).
- » Corbin earned SEC All-Freshman Team honors in 2018 and started two games in 2019 before suffering a season-ending injury.
- » La'Damian Webb rushed 12 times for 109 yards (9.1 avg) in FSU's win against No. 5 North Carolina.
- » Webb joined QB Jordan Travis (107) in crossing the 100-yard barrier, FSU's first 100-yard rushers on the season. It was the first time since 2017 (Cam Akers and Jacques Patrick) that FSU had two 100-yard rushers in a game.
- » Webb's 54-yard run against UNC was the longest rush for an FSU running back since Cam Akers' 55-yard run vs. No. 22 Boston College in 2018.
- » Webb leads FSU's running backs with 369 rushing yards and three touchdowns.
- » Against Jacksonville State, FSU ran for 263 yards on 53 attempts, with four different players scoring touchdowns. Notably, none of FSU's running backs were tackled for a loss against the Gamecocks.
- » The Noles rushing output was their best since notching 305 against ULM in 2017. The four players scoring a touchdown were the most since FSU also had four at USF in 2016.
- » In the second half against JSU, FSU averaged 6.8 yards per rush (33 for 225 yards) while holding the Gamecocks to just 10 yards on the ground (1.3 per rush).
- » Freshman Lawrance Toafili ran for 99 yards on 12 carries with a touchdown against Jacksonville State.
- » Toafili's 99 yards rushing were the most for a Seminole freshman since Cam Akers had 117 vs. ULM in 2017. Toafili was voted ACC Rookie of the Week after his performance.
- » Toafili earned his first career start at tailback at No. 5 Notre Dame and caught a 31-yard pass, a career-long. Toafili broke off a 49-yard run at Louisville, the longest of his career, and led FSU with 76 yards against the Cards.
- » Toafili caught a career-high four passes against Pitt.

### FSU STAT RANKINGS

(XX) is teams ranked in category

Category	NCAA	ACC	Value
3rd Down Conv. Pct (127)	91	12	0.366
3rd Down Conv. Pct Def. (127)	111	14	0.485
4th Down Conv. Pct Def. (126)	18	3	0.364
Blocked Kicks (24)	2	1	5
Blocked Kicks Allowed (127)	1	1	0
Blocked Punts (11)	5	2	2
Blocked Punts Allowed (126)	1	1	0
Comp. Percentage (127)	115	14	0.535
Defensive TDs (30)	30	6	1
Fewest Penalties (127)	124	13	74
Fewest Penalties/Gm. (127)	123	15	9.25
Fewest Penalty Yards (127)	124	13	643
Fewest Penalty Yards/Gm. (127)	123	14	80.38
First Downs Def. (127)	112	11	190
First Downs Offense (127)	40	13	161
Fumbles Lost (127)	35	2	3
Fumbles Recovered (109)	31	7	5
Kickoff Return Def. (127)	79	13	21.6
Kickoff Returns (125)	47	6	21.07
Net Punting (127)	25	4	41
Passes Had Intercepted (125)	124	14	12
Passes Intercepted (109)	56	12	5
Passing Offense (127)	98	14	196.6
Passing Yards Allowed (127)	100	12	270.8
Passing Yards per Comp. (127)	98	15	10.85
Punt Return Def. (126)	42	4	5.23
Punt Returns (127)	80	11	5.38
Red Zone Def. (121)	70	11	0.846
Red Zone Offense (127)	107	13	0.731
Rushing Def. (127)	93	13	193.5
Rushing Offense (127)	46	5	184.4
Sacks Allowed (127)	112	12	3.5
Scoring Def. (127)	103	14	36.1
Scoring Offense (127)	99	13	22
Tackles for Loss Allowed (127)	109	11	7.75
Team Passing Efficiency (127)	121	15	103.15
Team Passing Efficiency Def. (127)	103	15	152.18
Team Sacks (125)	108	15	1.25
Team Tackles for Loss (127)	85	14	5.5
Time of Possession (127)	53	8	30:43
Total Def. (127)	108	14	464.2
Total Offense (127)	81	11	381
Turnover Margin (127)	102	12	-0.62
Turnovers Gained (125)	56	13	10
Turnovers Lost (127)	112	10	15
Winning Percentage (110)	97	13	0.25

### STAT RANKINGS

#### Individual Top 50

Player	Category	NCAA/ACC	Value
J. Douglas	Fumbles Rec.	49/9	1
A. Mastromanno	Punting	30/6	43.5
A. Samuel, Jr.	Fumbles Rec.	4/1	2
	Total INT	10/1	3
	INT/Gm.	49/3	0.4
D. Sheffield	Fumbles Rec.	49/9	1
J. Travis	Pass Yds./Comp.	16/2	14.64
	Rushing TD	38/9	6
	Rush Yds./Carry	49/9	5.52
M. Wilson	Blocked Kicks	1/1	3
R. Woodie III	Fumbles Rec.	49/9	1



# FLORIDA STATE

## FOOTBALL

- » Redshirt junior Deonté Sheffield earned a scholarship in the fall. He and Treshaun Ward, a redshirt freshman walk-on, combined for 131 yards on 28 carries in the 2019 Sun Bowl.
- » Sheffield also plays on FSU's special teams units and fell on a muffed punt at Notre Dame, his first career takeaway.
- » Ward made his first appearance of 2020 on special teams at NC State.
- » Freshman Ja'Khi Douglas has also seen action on the Seminole offense, with 49 combined rushing and receiving yards. He blocked the first punt against No. 5 North Carolina that turned into an FSU touchdown and recovered a muffed punt at Louisville.
- » Douglas tied a school record with seven kickoff returns against the Cardinals. They were the first of his career.

### MCDONALD SHINES AT TIGHT END

- » Junior Camren McDonald set career-highs with seven catches for 61 yards against Pitt. For the season, he has 22 catches for 248 yards and two touchdowns.
- » McDonald's touchdown at No. 12 Miami was the first of his career. He had six catches and 58 yards against the Hurricanes, career bests before his outing vs. Pitt.
- » McDonald also caught a TD right before halftime vs. No. 5 North Carolina, a score that proved to be the game-winner.
- » McDonald has started all eight games of 2020, the first starts of his career.
- » McDonald's 30-yard catch on the first play at Louisville was a career long.
- » Walk-on freshman Preston Daniel caught a 36-yard pass from Jordan Travis vs. No. 5 North Carolina. It was the first catch of his career.
- » Along with McDonald, Daniel earned the start against Jacksonville State and at Louisville.
- » Wyatt Rector (former walk-on earned scholarship in fall; switched to tight end from quarterback) has appeared in certain tight end formations and also plays on special teams. He was a game captain against North Carolina.
- » On his first offensive touch as a Seminole, Rector took a sneak one yard for a TD against Pitt to give FSU a 7-3 lead in the first quarter.
- » Austin White made his first appearance as a Nole in the fourth quarter against Louisville.
- » Jordan Wilson transferred from UCLA and planned to spend his final season with the Seminoles, but a season-long injury will keep him out for 2020.

### PASS CATCHERS

- » Ontario Wilson set career highs in receptions (7) and yards (117) at NC State, including a 69-yard touchdown catch from Chubba Purdy.
- » The touchdown was the first of Purdy's career and the longest of Wilson's career.
- » Wilson has the two longest catches for FSU this season - the 69-yard touchdown at NC State and a 58-yard catch vs. No. 5 North Carolina.
- » Wilson also caught a touchdown on fourth down at Louisville. He is FSU's active career leader in receptions (53) and yards (594). He leads FSU in 2020 with 28 catches for 332 yards.
- » Junior receiver Keyshawn Helton has two touchdown catches this season and is FSU's active career leader with six.
- » Helton scored on a three-yard pass from James Blackman in FSU's opener and a 41-yard pass from Jordan Travis against Jacksonville State.
- » Helton also returned four kickoffs against the Gamecocks for 109 yards, with returns of 37 and 35 yards. He joins Travis Jay as Noles with two KO returns of at least 30 yards in a game this season.
- » Helton returned three punts for 12 yards against Jacksonville State as well. They were the first punt returns of his career.
- » Helton caught three touchdowns in 2019 before being injured in week six at Clemson and, at the time of his injury, ranked 9th nationally and 2nd in the ACC with a 28.5 kickoff return average (8 for 228 yards).
- » Warren Thompson has three starts in 2020. He caught a 24-yard touchdown from Purdy at NC State, the first TD of Thompson's career.
- » Jordan Young earned his first career start at Louisville, finishing with a career-high three catches for 27 yards. He also started vs. Pitt and had two catches for 20 yards.
- » Along with running backs Lawrance Toafili and Ja'Khi Douglas, freshmen wide receivers Kentron Poitier and Darion Williamson also made their Seminole debuts and caught passes at Miami.
- » Poitier caught two passes for 22 yards, while Williams had two catches for 15 yards against the Hurricanes.
- » FSU had nine different players catch a pass vs. Pitt, tying FSU's single-game high this season that had been set at Miami.

### ATLANTIC COAST CONFERENCE

	ACC	Overall
Notre Dame	7-0	8-0
Clemson	6-1	7-1
Miami	6-1	7-1
North Carolina	6-2	6-2
NC State	5-3	6-3
Wake Forest	3-3	4-3
Pitt	4-4	5-4
Boston College	4-4	5-4
Virginia Tech	4-4	4-5
Virginia	3-4	4-4
Georgia Tech	2-4	2-5
Louisville	2-6	3-6
Florida State	1-6	2-6
Duke	1-6	2-6
Syracuse	1-7	1-8

\*No divisions in 2020.

### Week 13 Schedule

#### Friday, Nov. 27

3:30 PM Notre Dame at North Carolina

#### Saturday, Nov. 28

12:00 PM NC State at Syracuse  
 3:30 PM Pitt at Clemson  
 4:00 PM Louisville at Boston College  
 7:00 PM Duke at Georgia Tech  
 8:00 PM Virginia at Florida State

### AP & COACHES POLLS

Week 13			
	CFP	AP	Coaches
Alabama	7-0	1	1
<b>Notre Dame</b>	<b>8-0</b>	<b>2</b>	<b>2</b>
Ohio State	4-0	3	3
<b>Clemson</b>	<b>7-1</b>	<b>4</b>	<b>4</b>
Texas A&M	5-1	5	6
Florida	6-1	6	5
Cincinnati	8-0	7	7
BYU	9-0	8	8
Oregon	3-0	9	11
<b>Miami</b>	<b>7-1</b>	<b>10</b>	<b>9</b>
Northwestern	5-0	11	13
Indiana	4-1	12	12
Georgia	5-2	13	10
Oklahoma	6-2	14	14
Iowa State	6-2	15	15
Coastal Carolina	8-0	16	17
Marshall	7-0	17	16
Wisconsin	2-1	18	20
USC	3-0	19	18
Texas	5-2	20	21
Oklahoma State	5-2	21	22
Auburn	5-2	22	19
Louisiana	7-1	23	24
Tulsa	5-1	24	25
<b>North Carolina</b>	<b>6-2</b>	<b>25</b>	<b>23</b>

2020 Opponent



# FLORIDA STATE

## FOOTBALL

### NASIRILDEEN RETURNS TO DB UNIT

- » Along with Asante Samuel Jr., senior defensive back Hamsah Nasirildeen was named to the preseason All-ACC team.
- » Nasirildeen made his season debut at NC State, starting at safety and notching four tackles and 0.5 TFL in his first game action since being injured in the 2019 regular season finale at Florida.
- » Freshman Jarvis Brownlee Jr. had a pair of tackles and an interception in the end zone at NC State, the first INT of his career. Brownlee caught the ball between his legs:



- » Nasirildeen, FSU's career leader in tackles with 225, has proven to be the top tackling defensive back in the country and one of the best in recent FSU history after leading the Seminoles in tackles in 2018 and 2019.
- » Last season, Nasirildeen recorded a team-high 101 tackles, the 2nd-highest tackles total among all Power 5 defensive backs, as he became the first Seminole with 100 tackles in a season since Reggie Northrup in 2014 and produced only the fourth 100-tackle season at FSU since 2000.
- » Nasirildeen notched an incredible 22 tackles at Boston College, the most for a Seminole since Dale McCullers set the school record with 29 in 1968.
- » Only McCullers - against Texas A&M (29) and Florida (26) in 1968 - has had more tackles in a game for a Seminole. Nasirildeen's 22 tackles tied for 3rd most in a game by a Seminole with Roy Bickford vs. Mississippi Southern (1961).
- » His 22 tackles were the most for an ACC player in 2019 and only David Woodward of Utah State (24) had more in a game nationally.
- » Nasirildeen, who also registered 17 tackles against Syracuse, became the first Nole since Hall of Famer Marvin Jones in 1990 with multiple 17-tackle games in a season.

### GROTHAUS, MASTRO BOOT 50-YARDERS

- » Kicker Parker Grothaus made two field goals against Georgia Tech, including a 53-yarder in the third quarter.
- » It was Grothaus's first field goal tries at Florida State after serving as the Noles kickoff specialist in 2019.
- » Grothaus's 53-yard field goal matches the longest for Florida State since 2012, when Dustin Hopkins made a 56-yarder vs. Duke.
- » Grothaus added a 46-yard field goal to end the first half against Pitt and a 48-yarder at NC State.
- » Grothaus is 5-for-5 on PATs in 2020 and 10-for-11 in his career.
- » Redshirt freshman Ryan Fitzgerald made a pair of field goals at No. 5 Notre Dame, including a career-long from 42 yards. His eight points were a career high.
- » Alex Mastromanno, a freshman from Melbourne, Australia, is averaging 43.5 yards on 32 punts with a long of 54 at Miami.
- » Mastromanno added a 53-yard punt at NC State.
- » The Seminoles rank 4th in the ACC and 25th in FBS with a net punting average of 41.00 yards per punt.

### KICKOFF RETURN STREAK

- » Florida State has not allowed a kickoff return touchdown since Sept. 25, 2004, the longest active streak in the country (215 games).

# SERVICE, SACRIFICE, RESPECT

» Head coach Mike Norvell has already made community service a pillar of his program at Florida State. Despite the limitations of COVID-19 restrictions, the Seminoles have engaged in multiple efforts to support Tallahassee's youth and other initiatives in the surrounding area.



## RILEY ELEMENTARY PARTNERSHIP

- » The Florida State football program partnered with Riley Elementary, located only two miles from Doak Campbell Stadium, this summer and began a year-long initiative on July 15.
- » The team spent the afternoon at Riley performing tasks around the campus, including beautification projects and establishing a rock garden.
- » The Seminoles also raised money and were able to present a check for \$11,608 to Riley Elementary.

WE'RE VERY PASSIONATE ABOUT  
THIS COMMUNITY, AND **VERY**  
**PASSIONATE ABOUT THE**  
**YOUTH OF TALLAHASSEE.** TO BE  
ABLE TO A PART OF THIS WITH (OUR  
PLAYERS) IS SOMETHING THAT MAKES  
ME REALLY PROUD - Mike Norvell



## RILEY ELEMENTARY BOOK DRIVE

- » FSU has continued its commitment to Riley Elementary throughout the season with a book drive during home games.
- » Fans have the opportunity to donate books at each stadium entrance gate.
- » In October the football team delivered nearly 300 books that had been donated already this season.

## TOUCHDOWN PLEDGE DRIVE

- » FSU football participated in the 2020 Touchdown Pledge Drive, benefitting Uplifting Athletes to shine a spotlight on the rare disease community.
- » The Seminoles raised \$11,898 through pledges for each touchdown scored during their 31-28 victory over No. 5 North Carolina on Oct. 17.
- » The total money raised is the most in the country during this year's Touchdown Pledge Drive and the 3rd-highest ever for Uplifting Athletes.



# PROJECTED DEPTH CHART

## OFFENSE

QB	13	JORDAN TRAVIS	6-1	200	R-SO.	WEST PALM BEACH, FLA.
	18	Tate Rodemaker	6-4	197	Fr.	Valdosta, Ga.
RB	0	JASHAUN CORBIN	6-0	220	R-SO.	ROCKLEDGE, FLA.
	14	Deonté Sheffield	5-11	209	r-Jr.	Destin, Fla.
-or-	22	Ja'Khi Douglas	5-9	193	Fr.	Houma, La.
TB	8	La'DAMIAN WEBB	5-8	190	SO.	OPELIKA, ALA.
-or-	9	LAWRANCE TOAFILI	6-0	180	FR.	ST. PETERSBURG, FLA.
WR	6	KEYSHAWN HELTON	5-9	171	JR.	PENSACOLA, FLA.
-or-	11	WARREN THOMPSON	6-3	201	R-SO.	SEFFNER, FLA.
	83	Jordan Young	6-2	208	r-So.	Conyers, Ga.
-or-	88	Kentron Poitier	6-3	200	Fr.	Coconut Grove, Fla.
WR	80	ONTARIA WILSON	6-0	174	R-JR.	ASHBURN, GA.
	3	Bryan Robinson	6-1	200	Fr.	Boynton Beach, Fla.
-or-	21	Darion Williamson	6-3	180	Fr.	Brownsville, Tenn.
TE	87	CAMREN McDONALD	6-4	238	JR.	LONG BEACH, CALIF.
	19	Wyatt Rector	6-2	236	r-So.	Leesburg, Fla.
-or-	45	Preston Daniel	6-4	235	Fr.	Memphis, Tenn.
LT	76	DARIUS WASHINGTON	6-4	301	R-FR.	PENSACOLA, FLA.
	70	Lloyd Willis	6-7	310	Fr.	Miami, Fla.
LG	55	DONTAE LUCAS	6-3	315	SO.	OVERTOWN, FLA.
-or-	67	THOMAS SHRADER	6-5	283	FR.	VENICE, FLA.
C	53	MAURICE SMITH	6-3	286	R-FR.	MIAMI, FLA.
	60	Andrew Boselli	6-5	321	r-Sr.	Jacksonville, Fla.
RG	51	BAVEON JOHNSON	6-3	307	R-SR.	LAKELAND, FLA.
	59	Brady Scott	6-6	317	r-Jr.	Powder Springs, Ga.
RT	52	ROBERT SCOTT, JR.	6-5	305	FR.	CONWAY, ARK.
	59	Brady Scott	6-6	317	r-Jr.	Powder Springs, Ga.
-or-	67	Thomas Shrader	6-5	283	Fr.	Venice, Fla.

## SPECIALISTS

K	37	PARKER GROTHAUS	6-2	220	R-JR.	INDIAN LAKE, OHIO
-or-	88	RYAN FITZGERALD	6-1	199	R-FR.	COOLIDGE, GA.
P	49	ALEX MASTROMANNO	6-1	206	FR.	MELBOURNE, AUSTRALIA
	30	Tommy Martin	5-11	188	r-Jr.	Chesapeake, Va.
SNP	42	GARRETT MURRAY	6-0	211	R-SO.	TAMPA, FLA.
-or-	41	GRANT GLENNON	6-3	233	R-JR.	TALLAHASSEE, FLA.
H	30	TOMMY MARTIN	5-11	188	R-JR.	CHESAPEAKE, VA.
	49	Alex Mastromanno	6-1	206	Fr.	Melbourne, Australia

## DEFENSE

DE	13	JOSHUA KAINDOH	6-7	265	R-JR.	BALTIMORE, MD.
	55	Derrick McLendon II	6-4	251	r-Fr.	Decatur, Ga.
-or-	39	Josh Griffis	6-4	256	Fr.	Starke, Fla.
DT	58	DENNIS BRIGGS, JR.	6-4	282	R-SO.	KISSIMMEE, FLA.
-or-	0	FABIEN LOVETT	6-4	315	R-SO.	VICKSBURG, MISS.
NG	91	ROBERT COOPER	6-2	332	JR.	LILBURN, GA.
	90	Tru Thompson	6-0	301	So.	Loganville, Ga.
FOX	11	JANARIUS ROBINSON	6-5	260	R-SR.	PANAMA CITY, FLA.
	35	Leonard Warner III	6-4	245	Sr.	Snellville, Ga.
WLB	1	EMMETT RICE	6-2	222	R-SR.	MIAMI GARDENS, FLA.
	46	DJ Lundy	6-1	244	Fr.	Ocala, Ga.
MLB	32	STEPHEN DIX, JR.	6-2	235	FR.	ORLANDO, FLA.
	14	Jaleel McRae	6-2	225	So.	New Smyrna Beach, Fla.
STUD	33	AMARI GAINER	6-3	227	R-SO.	TALLAHASSEE, FLA.
	6	Jaiden Lars-Woodbey	6-3	225	r-So.	Fontana, Calif.
CB	26	ASANTE SAMUEL, JR.	5-10	184	JR.	SUNRISE, FLA.
	7	Jarrian Jones	6-0	190	So.	Magee, Miss.
FS	8	RENARDO GREEN	6-0	185	SO.	ORLANDO, FLA.
-or-	18	TRAVIS JAY	6-2	191	R-FR.	GREENVILLE, FLA.
	23	Sidney Williams	6-1	202	Fr.	New Orleans, La.
BUCK	5	HAMSAH NASIRILDEEN	6-4	220	SR.	CONCORD, N.C.
	44	Brendan Gant	6-2	195	So.	Lakeland, Fla.
	31	Raymond Woodie III	6-0	194	So.	Palmetto, Fla.
CB	3	JARVIS BROWNLEE, JR.	5-11	172	R-FR.	MIAMI GARDENS, FLA.
	27	Akeem Dent	6-1	191	So.	Pahokee, Fla.

## RETURNERS

KR	18	TRAVIS JAY	6-2	191	R-FR.	GREENVILLE, FLA.
-or-	22	JA'KHI DOUGLAS	5-9	193	FR.	HOUMA, LA.
KR	0	JASHAUN CORBIN	6-0	220	R-SO.	ROCKLEDGE, FLA.
-or-	8	La'DAMIAN WEBB	5-8	190	SO.	OPELIKA, ALA.
	6	Keyshawn Helton	5-9	171	Jr.	Pensacola, Fla.
PR	18	TRAVIS JAY	6-2	191	R-FR.	GREENVILLE, FLA.
	6	Keyshawn Helton	5-9	171	Jr.	Pensacola, Fla.

## CAREER STARTS

Player	'17	'18	'19	'20	Ttl	Consec
Carlos Becker III	-	-	2	-	2	-
Andrew Boselli	-	-	2	1	3	-
Dennis Briggs, Jr.	-	-	2	2	4	2
DeCalon Brooks	-	7	-	-	7	-
Jarvis Brownlee, Jr.	-	-	-	3	3	2
Robert Cooper	-	-	13	4	17	2
Jashaun Corbin	-	-	2**	7	9	2
Preston Daniel	-	-	-	2	2	-
Kalen DeLoach	-	-	-	1	1	-
Akeem Dent	-	-	5	5	10	-
Stephen Dix, Jr.	-	-	-	4	4	4
Ja'Khi Douglas	-	-	-	1	1	1
Cory Durden	-	1	12	3	16	-
Amari Gainer	-	-	9	5	14	1
Brendan Gant	-	-	1	2	3	2
Renardo Green	-	-	-	5	5	-
Keyshawn Helton	-	1	4	1	6	1
Travis Jay	-	-	-	1	1	-
Baveon Johnson	-	-	11	8	19	11
Jarrian Jones	-	-	1*	2	3	-
Joshua Kaindoh	-	1	1	7	9	6
Jaiden Lars-Woodbey	-	12	4	6	22	-
Devontay Love-Taylor	3***	-	13***	7	23	-
Fabien Lovett	-	-	13*	2	15	-
Dontae Lucas	-	-	7	6	13	-

Player	'17	'18	'19	'20	Ttl	Consec
Camren McDonald	-	-	-	8	8	8
Jaleel McRae	-	-	-	1	1	-
Hamsah Nasirildeen	2	5	10	1	18	1
Chubba Purdy	-	-	-	1	1	1
Emmett Rice	1	-	9	7	17	6
Janarius Robinson	-	8	11	8	27	15
Tate Rodemaker	-	-	-	1	1	-
Asante Samuel Jr.	-	3	12	8	23	10
Brady Scott	-	6	10	-	16	-
Robert Scott, Jr.	-	-	-	6	6	6
Deonté Sheffield	-	-	1	-	1	-
Thomas Shrader	-	-	-	1	1	1
Maurice Smith	-	-	2	7	9	5
Tru Thompson	-	-	1	-	1	-
Warren Thompson	-	-	-	3	3	-
Lawrance Toafili	-	-	-	1	1	-
Jordan Travis	-	-	-	5	5	-
Leonard Warner III	-	4	12	4	20	-
Darius Washington	-	-	3	4	7	1
La'Damian Webb	-	-	-	3	3	-
Marvin Wilson	-	5	9	5	19	-
Ontaria Wilson	-	2	7	7	16	7
Raymond Woodie III	-	-	-	2	2	-
Jordan Young	-	-	-	2	2	-

\*at Mississippi State; \*\*at Texas A&amp;M; \*\*\*at FIU



# GAME RECAPS

[CLICK DATE FOR FULL RECAP](#)


16  
13

## GAME 1 SATURDAY, SEPT. 12, 2020 TALLAHASSEE, FLA.

	1	2	3	4	F
Georgia Tech	0	0	7	9	16
Florida State	10	0	3	0	13



	GT	FSU
FIRST DOWNS	24	21
RUSHES-YDS (NET)	40-161	35-109
PASSING YDS (NET)	277	198
Passes Comp-Att-Int	23-34-2	23-45-1
TOTAL OFFENSE PLAYS-YDS	74-438	80-307
Fumble Returns-Yards	0-0	0-0
Punt Returns-Yards	2-21	1-16
Kickoff Returns-Yards	4-60	3-75
Interception Returns-Yards	1-17	2-74
Punts (Number-Avg)	3-41.7	3-48.3
Fumbles-Lost	0-0	3-2
Penalties-Yards	10-80	8-55
Possession Time	29:58	30:02
Third-Down Conversions	8 of 16	6 of 17
Fourth-Down Conversions	1 of 1	3 of 5
Red-Zone Scores-Chances	3-5	2-2
Sacks By: Number-Yards	3-28	1-5
Attendance: 17,538		

### RUSHING

FS - Webb - 13-39; Travis - 6-39; Corbin - 6-18; Blackman - 9-13; Helton - 1-0  
GT - Sims - 13-64; Mason - 14-55; Griffin - 9-42; Smith - 1-9; Brown - 1-(-3); TEAM - 2-(-6)

### PASSING

FS - Blackman - 23-43-1; 198, 1 TD; TEAM - 0-1-0; 0, 0 TD; Travis - 0-1-0; 0, 0 TD  
GT - Sims - 23-34-2; 277, 1 TD

### RECEIVING

FS - Corbin - 8-55; Terry - 6-52; McDonald - 4-41; O. Wilson - 2-11; W. Thompson - 1-24; Toafili - 1-12; Helton - 1-3  
GT - Carter - 6-66; Camp - 5-57; Brown - 3-25; Smith - 2-32; Deveney - 2-15; Ezzard - 1-45; Mason - 1-18; Harris - 1-7; Griffin - 1-7; Sanders - 1-5



10  
52

## GAME 2 SATURDAY, SEPT. 26, 2020 MIAMI GARDENS, FLA.

	1	2	3	4	F
Florida State	3	0	7	0	10
Miami	14	24	0	14	52



	FSU	UM
FIRST DOWNS	23	33
RUSHES-YDS (NET)	36-151	37-200
PASSING YDS (NET)	179	317
Passes Comp-Att-Int	22-37-3	33-48-0
TOTAL OFFENSE PLAYS-YDS	73-330	85-517
Fumble Returns-Yards	0-0	0-0
Punt Returns-Yards	0-0	3-10
Kickoff Returns-Yards	1-21	2-52
Interception Returns-Yards	0-0	3-8
Punts (Number-Avg)	4-39.8	1-36.0
Fumbles-Lost	1-0	4-2
Penalties-Yards	12-113	8-80
Possession Time	28:05	31:22
Third-Down Conversions	6 of 14	11 of 16
Fourth-Down Conversions	0 of 2	3 of 4
Red-Zone Scores-Chances	2-4	6-6
Sacks By: Number-Yards	0-0	6-52
Attendance: 12,806		

### RUSHING

FS - Toafili - 8-64; Travis - 7-52; Corbin - 6-43; O. Wilson - 1-11; J. Douglas - 3-5; Terry - 1-(-4); Rodemaker - 3-(-5); Blackman - 7-(-15)  
UM - King - 8-65; Harris - 12-43; Chaney - 7-35; Burns - 4-28; Knighton - 5-28; Perry - 1-1

### PASSING

FS - Blackman - 16-26-1; 120, 1 TD; Rodemaker - 5-9-1; 47, 0 TD; Travis - 1-2-1; 12, 0 TD  
UM - King - 29-40-0; 267, 2 TD; Perry - 4-7-0; 50, 1 TD; TEAM - 0-1-0; 0, 0 TD

### RECEIVING

FS - McDonald - 6-58; Corbin - 3-15; O. Wilson - 3-14; Toafili - 2-35; Poitier - 2-22; Williamson - 2-15; J. Douglas - 2-13; Travis - 1-5; Helton - 1-2  
UM - Harley - 7-53; Pope - 5-60; Jordan - 5-41; Harris - 4-20; Wiggins - 3-54; Knighton - 3-35; Redding - 2-13; Burns - 1-18; Chaney - 1-15; Mallory - 1-10; Hodges - 1-(-2)



24  
41

## GAME 3 SATURDAY, OCT. 3, 2020 TALLAHASSEE, FLA.

	1	2	3	4	F
Jacksonville State	14	7	3	0	24
Florida State	0	14	20	7	41



	JSU	FSU
FIRST DOWNS	18	31
RUSHES-YDS (NET)	22-63	53-263
PASSING YDS (NET)	244	268
Passes Comp-Att-Int	23-31-1	20-29-1
TOTAL OFFENSE PLAYS-YDS	53-307	82-531
Fumble Returns-Yards	0-0	0-0
Punt Returns-Yards	1-2	3-12
Kickoff Returns-Yards	0-0	4-109
Interception Returns-Yards	1-13	1-0
Punts (Number-Avg)	5-49.2	3-44.0
Fumbles-Lost	0-0	0-0
Penalties-Yards	9-57	10-100
Possession Time	25:17	34:43
Third-Down Conversions	3 of 10	10 of 16
Fourth-Down Conversions	0 of 1	1 of 1
Red-Zone Scores-Chances	3-4	5-5
Sacks By: Number-Yards	2-23	2-7
Attendance: 13,589		

### RUSHING

FS - Toafili - 12-99; Corbin - 14-63; Webb - 10-55; Travis - 11-48; O. Wilson - 1-13; Terry - 1-4; TEAM - 1-(-2); Rodemaker - 3-(-17)  
JSU - Samuel - 2-20; West - 5-15; Matthews - 4-14; Cooper - 9-14; Webb - 1-3; TEAM - 1-(-3)

### PASSING

FS - Travis - 12-17-0; 210, 1 TD; Rodemaker - 8-12-1; 58, 0 TD  
JSU - Cooper - 22-30-1; 232, 0 TD; Webb - 1-1-0; 12, 0 TD

### RECEIVING

FS - Terry - 6-77; O. Wilson - 6-77; Helton - 3-53; McDonald - 1-23; Young - 1-20; Poitier - 1-9; J. Douglas - 1-9; Toafili - 1-000  
JSU - Russell - 7-74; Barry - 4-52; West - 4-41; Charleston - 2-10; McVay - 1-41; Edwards - 1-12; Jackson - 1-7; Scott - 1-7; Samuel - 1-7; Jones - 1-(-7)



26  
42

## GAME 4 SATURDAY, OCT. 10, 2020 NOTRE DAME, IND.

	1	2	3	4	F
Florida State	17	3	6	0	26
Notre Dame	14	21	7	0	42



	FSU	ND
FIRST DOWNS	18	26
RUSHES-YDS (NET)	40-153	42-353
PASSING YDS (NET)	252	201
Passes Comp-Att-Int	17-31-1	16-25-0
TOTAL OFFENSE PLAYS-YDS	71-405	67-554
Fumble Returns-Yards	0-0	0-0
Punt Returns-Yards	0-0	1-(-6)
Kickoff Returns-Yards	4-66	3-90
Interception Returns-Yards	0-0	1-23
Punts (Number-Avg)	6-44.0	3-39.7
Fumbles-Lost	0-0	2-2
Penalties-Yards	7-59	4-28
Possession Time	32:08	27:52
Third-Down Conversions	2 of 14	2 of 7
Fourth-Down Conversions	3 of 3	0 of 1
Red-Zone Scores-Chances	3-4	4-5
Sacks By: Number-Yards	0-0	4-22
Attendance: 10,409		

### RUSHING

FS - Travis - 19-96; Webb - 13-59; Corbin - 2-9; Toafili - 3-1; TEAM - 1-(-3); Blackman - 2-(-9)  
ND - Williams - 19-185; Tyree - 11-103; Book - 9-58; Lenzy - 2-5; Flemister - 1-2

### PASSING

FS - Toafili - 13-24-1; 204, 1 TD; Blackman - 4-5-0; 48, 0 TD; TEAM - 0-2-0; 0, 0 TD  
ND - Book - 16-25-0; 201, 2 TD

### RECEIVING

FS - Terry - 9-146; O. Wilson - 2-22; Toafili - 1-31; J. Young - 1-18; J. Douglas - 1-17; W. Thompson - 1-9; McDonald - 1-5; Webb - 1-4  
ND - McKinley - 5-107; Lenzy - 3-29; Mayer - 2-25; Williams - 2-11; Wright - 2-5; Davis - 1-6; Tremble - 1-6



# GAME RECAPS

[CLICK DATE FOR FULL RECAP](#)


28  
31

## GAME 5 SATURDAY, OCT. 17, 2020 TALLAHASSEE, FLA.

	1	2	3	4	F
North Carolina	0	7	14	7	28
Florida State	7	24	0	0	31



	UNC	FSU
FIRST DOWNS	27	16
RUSHES-YDS (NET)	45-184	36-241
PASSING YDS (NET)	374	191
Passes Comp-Att-Int	20-36-1	8-19-1
TOTAL OFFENSE PLAYS-YDS	81-558	55-432
Fumble Returns-Yards	0-0	0-0
Punt Returns-Yards	0-0	1-20
Kickoff Returns-Yards	0-0	0-0
Interception Returns-Yards	1-9	1-25
Punts (Number-Avg)	4-21.8	5-42.8
Fumbles-Lost	0-0	0-0
Penalties-Yards	7-50	12-89
Possession Time	33:35	26:45
Third-Down Conversions	2 of 11	4 of 12
Fourth-Down Conversions	0 of 3	0 of 0
Red-Zone Scores-Chances	1-2	3-5
Sacks By: Number-Yards	1-2	4-28
Attendance: 18,016		

### RUSHING

FS - Webb - 12-109; Travis - 16-107; Corbin - 7-27; TEAM - 1-(-2)  
UNC - Williams - 18-119; Carter - 17-65; Howell - 10-0

### PASSING

FS - Travis - 8-19-1; 191, 1 TD  
UNC - Howell - 20-36-1; 374, 3 TD

### RECEIVING

FS - O. Wilson - 2-61; Helton - 2-43; Daniel - 1-36; W. Thompson - 1-33; McDonald - 1-12; Corbin - 1-6  
UNC - Corrales - 4-141; D. Brown - 4-56; Newsome - 4-37; Williams - 3-67; Walston - 2-54; Carter - 2-5; K. Brown - 1-14



16  
48

## GAME 6 SATURDAY, OCT. 24, 2020 LOUISVILLE, KY.

	1	2	3	4	F
Florida State	7	7	2	0	16
Louisville	21	10	7	10	48



	FSU	UL
FIRST DOWNS	19	22
RUSHES-YDS (NET)	40-265	37-291
PASSING YDS (NET)	141	278
Passes Comp-Att-Int	14-41-1	16-24-0
TOTAL OFFENSE PLAYS-YDS	81-406	61-569
Fumble Returns-Yards	0-0	0-0
Punt Returns-Yards	1-8	1-(-15)
Kickoff Returns-Yards	8-58	2-45
Interception Returns-Yards	0-0	1-17
Punts (Number-Avg)	5-40.6	2-34.5
Fumbles-Lost	1-0	2-1
Penalties-Yards	11-104	7-67
Possession Time	34:09	25:51
Third-Down Conversions	7 of 18	5 of 9
Fourth-Down Conversions	1 of 5	0 of 0
Red-Zone Scores-Chances	2-4	6-6
Sacks By: Number-Yards	1-1	2-17
Attendance: 11,465		

### RUSHING

FS - Toaffili - 6-76; Webb - 9-74; Corbin - 10-61; Travis - 12-47; Purdy - 2-8; O. Wilson - 1-(-1)  
UL - Hawkins - 16-174; Burkley - 7-63; Cunningham - 7-40; Mitchell - 4-13; Atwell - 1-2; Pass - 1-1; TEAM - 1-(-2)

### PASSING

FS - Travis - 14-32-1; 141, 1 TD; Purdy - 0-9-0; 0, 0 TD  
UL - Cunningham - 16-24-0; 278, 2 TD

### RECEIVING

FS - O. Wilson - 5-27; J. Young - 3-27; McDonald - 2-48; Webb - 2-21; W. Thompson - 1-14; Corbin - 1-4  
UL - Ford - 4-50; Atwell - 3-129; Fitzpatrick - 2-30; Smith - 2-29; Pfeifer - 2-20; Johnson - 1-10; Hawkins - 1-8; Burkley - 1-2



41  
17

## GAME 7 SATURDAY, NOV. 7, 2020 TALLAHASSEE, FLA.

	1	2	3	4	F
Pitt	10	14	7	10	41
Florida State	14	3	0	0	17



	PITT	FSU
FIRST DOWNS	16	17
RUSHES-YDS (NET)	37-148	35-146
PASSING YDS (NET)	210	144
Passes Comp-Att-Int	21-27-0	23-41-3
TOTAL OFFENSE PLAYS-YDS	64-358	76-290
Fumble Returns-Yards	0-0	0-0
Punt Returns-Yards	4-33	0-0
Kickoff Returns-Yards	1-19	2-32
Interception Returns-Yards	3-53	0-0
Punts (Number-Avg)	5-51.0	6-44.8
Fumbles-Lost	1-0	2-0
Penalties-Yards	9-105	8-57
Possession Time	30:59	29:01
Third-Down Conversions	7 of 15	7 of 18
Fourth-Down Conversions	0 of 0	1 of 3
Red-Zone Scores-Chances	5-5	1-1
Sacks By: Number-Yards	7-50	1-2
Attendance: 16,568		

### RUSHING

FS - Travis - 14-83; Corbin - 6-31; Webb - 7-28; O. Wilson - 1-9; Rector - 1-1; Toaffili - 1-(-1); Purdy - 5-(-5)  
PITT - V. Davis - 13-50; A. Davis - 5-34; Carter - 4-20; Abanikanda - 3-15; Pickett - 3-13; Addison - 2-10; Turner - 2-3; Patti - 5-3

### PASSING

FS - Travis - 11-18-1; 106, 0 TD; Purdy - 12-21-1; 38, 0 TD; Blackman - 0-2-1; 0, 0 TD  
PITT - Pickett - 21-27-0; 210, 0 TD

### RECEIVING


FS - McDonald - 7-61; Toaffili - 4-16; Helton - 3-5; J. Young - 2-20; Terry - 2-14; Webb - 2-9; Daniel - 1-9; Corbin - 1-7; O. Wilson - 1-3  
PITT - Addison - 11-127; Wayne - 2-68; Tipton - 2-12; Jacques-Louis - 2-1; A. Davis - 2-0; Moraga - 1-5; Turner - 1-(-1)



22  
38

## GAME 8 SATURDAY, NOV. 14, 2020 RALEIGH, N.C.

	1	2	3	4	F
Florida State	0	3	6	13	22
NC State	7	14	14	3	38



	FSU	NCS
FIRST DOWNS	16	24
RUSHES-YDS (NET)	34-147	39-148
PASSING YDS (NET)	200	265
Passes Comp-Att-Int	18-28-1	24-34-1
TOTAL OFFENSE PLAYS-YDS	62-347	73-413
Fumble Returns-Yards	0-0	0-0
Punt Returns-Yards	1-4	1-23
Kickoff Returns-Yards	5-108	3-58
Interception Returns-Yards	1-0	1-1
Punts (Number-Avg)	3-45.3	2-41.5
Fumbles-Lost	3-1	0-0
Penalties-Yards	6-66	6-70
Possession Time	30:49	29:11
Third-Down Conversions	3 of 14	10 of 15
Fourth-Down Conversions	5 of 7	0 of 1
Red-Zone Scores-Chances	1-1	5-6
Sacks By: Number-Yards	1-10	3-15
Attendance: 4,032		

### RUSHING

FS - Corbin - 14-77; Purdy - 12-54; Rodemaker - 2-9; J. Douglas - 1-5; Webb - 5-2  
NCS - Knight - 17-94; Houston - 2-23; Person - 10-18; Rooks - 1-10; Hockman - 5-10; Pennix - 1-2; TEAM - 3-(-9)

### PASSING

FS - Purdy - 15-23-0; 181, 2 TD; Rodemaker - 3-5-1; 19, 0 TD  
NCS - Hockman - 24-34-1; 265, 3 TD

### RECEIVING

FS - O. Wilson - 7-117; Webb - 4-34; Helton - 4-13; Corbin - 2-12; W. Thompson - 1-24  
NCS - Thomas - 11-135; Emzie - 4-50; Rooks - 3-7; Angeline - 2-40; Carter - 2-17; Person - 2-16

# 2020 ROSTER

No	Name	Pos	Ht	Wt	Cl	Hometown/HS/Previous School	ALPHABETICAL ROSTER
0	Jashaun Corbin	RB	6-0	220	r-SO	Rockledge, Fla./Rockledge/Texas A&M	No Name Pos
0	Fabien Lovett	DT	6-4	315	r-SO	Vicksburg, Miss./Olive Branch/Mississippi St.	43 Keoki Abasial RB
1	Emmett Rice	LB	6-2	222	r-SR	Miami Gardens, Fla./Norland	15 Carlos Becker III DB
3	Jarvis Brownlee Jr.	DB	5-11	172	r-FR	Miami Gardens, Fla./Miami Carol City	62 Dylan Black OL
3	Bryan Robinson	WR	6-1	200	FR	Boynton Beach, Fla./Palm Beach Central	47 Carter Boatwright TE
4	Alex Eleyssami	QB	6-1	198	r-SO	Orlando, Fla./First Academy	60 Andrew Boselli OL
5	Hamsah Nasirildeen	DB	6-4	220	SR	Concord, N.C./Concord	58 Dennis Briggs Jr. DE
6	Keyshawn Helton	WR	5-9	171	JR	Pensacola, Fla./West Florida	28 DeCalon Brooks LB
6	Jaiden Lars-Woodbey	DB	6-3	225	r-SO	Fontana, Calif./St. John Bosco	3 Jarvis Brownlee Jr. DB
7	Jarrian Jones	DB	6-0	190	SO	Magee, Miss./Northwest Rankin/Mississippi St.	91 Robert Cooper DT
8	Renardo Green	DB	6-0	185	SO	Orlando, Fla./Wekiva	0 Jashaun Corbin RB
8	La'Damian Webb	RB	5-8	190	SO	Opelika, Ala./Beauregard/Jones College	45 Preston Daniel TE
9	Meiko Dotson	DB	5-11	195	r-SR	Daytona Beach, Fla./Mainland/FAU	10 DJ Daniels RB
9	Lawrance Toafili	RB	6-0	180	FR	St. Petersburg, Fla./Pinellas Park	22 TJ Davis DE
10	DJ Daniels	RB	6-2	222	FR	Wilson, N.C./Fike	20 Kalen DeLoach LB
10	Kevon Glenn	LB	6-2	229	r-FR	Riverdale, Ga./Dutchtown	27 Akeem Dent DB
11	Janarius Robinson	DE	6-5	260	r-SR	Panama City, Fla./Bay	84 Adarius Dent WR
11	Warren Thompson	WR	6-3	201	r-SO	Seffner, Fla./Armwood	32 Stephen Dix Jr. LB
12	Chubba Purdy	QB	6-2	212	FR	Queen Creek, Ariz./Perry	9 Meiko Dotson DB
12	Demorie Tate	DB	6-1	190	FR	Orlando, Fla./Freedom	22 Ja'Khi Douglas RB
13	Joshua Kaindoh	DE	6-7	265	r-JR	Baltimore, Md./IMG Academy (Fla.)	85 Markeston Douglas TE
13	Jordan Travis	QB	6-1	200	r-SO	West Palm Beach, Fla./The Benjamin School/Louisville	16 Cory Durden DT
14	Jaleel McRae	LB	6-2	225	SO	New Smyrna Beach, Fla./IMG Academy	69 Robert Elder IV OL
14	Deonte Sheffield	RB	5-11	209	r-JR	Destin, Fla./Niceville	4 Alex Eleyssami QB
15	Carlos Becker III	DB	6-2	195	r-SR	Kissimmee, Fla./Osceola	15 Gino English QB
15	Gino English	QB	6-1	186	r-FR	Winter Park, Fla./Winter Park	98 Curtis Fann Jr. DE
16	Cory Durden	DT	6-5	315	r-JR	Newberry, Fla./Newberry	81 Caleb Faris WR
16	Corey Wren	RB/ATH	5-10	185	FR	New Orleans, La./John Curtis Christian	88 Ryan Fitzgerald K
18	Travis Jay	DB	6-2	191	r-FR	Greenville, Fla./Madison County	30 Quashon Fuller DE
18	Tate Rodemaker	QB	6-4	197	FR	Valdosta, Ga./Valdosta	33 Amari Gainer LB
19	Wyatt Rector	TE	6-2	236	r-SO	Leesburg, Fla./Leesburg/Western Michigan	44 Brendan Gant DB
20	Kalen DeLoach	LB	6-1	213	SO	Savannah, Ga./Islands	53 Tyler Gilroy LB
21	Darion Williamson	WR	6-3	180	FR	Brownsville, Tenn./Haywood	10 Kevon Glenn LB
21	Marvin Wilson	DT	6-5	305	SR	Houston, Texas/Episcopal	41 Grant Glennon LS
22	Ja'Khi Douglas	RB	5-9	193	FR	Houma, La./Terrebonne	61 Jalen Goss OL
22	TJ Davis	DE	6-3	270	FR	Metter, Ga./Metter	64 Chris Graham OL
23	Sidney Williams	DB	6-1	202	FR	New Orleans, La./Vigor (Ala.)	8 Renardo Green DB
23	Tre Young	WR	6-0	188	r-FR	Atlanta, Ga./Riverwood International Charter	24 Jadarius Green-McKnight DB
24	Jadarius Green-McKnight	DB	5-11	220	FR	Fort Myers, Fla./Dunbar	39 Josh Griffiths DE
24	Cedric Vincent	WR	6-1	200	r-JR	West Palm Beach, Fla./Cardinal Newman	37 Parker Grothaus K
26	Bryson Hill	WR	5-8	165	FR	Tallahassee, Fla./St. John Paul II Catholic	45 Tylus Hancock DB
26	Asante Samuel Jr.	DB	5-10	184	JR	Sunrise, Fla./St. Thomas Aquinas	28 Reggie Harden DE
27	Akeem Dent	DB	6-1	191	SO	Pahokee, Fla./Palm Beach Central	6 Keyshawn Helton WR
27	Fernando Padron	WR	5-7	166	r-SO	Weston, Fla./Avalon	78 Ira Henry III OL
28	DeCalon Brooks	LB	5-10	210	r-JR	Tampa, Fla./Gaither	56 Zane Herring OL
28	Reggie Harden	DE	6-4	177	FR	Jacksonville, Fla./Raines	47 Marshall Hilaman DB
30	Quashon Fuller	DE	6-3	275	r-FR	Fort Myers, Fla./Lehigh Senior	26 Bryson Hill WR
30	Tommy Martin	P	5-11	188	r-JR	Chesapeake, Va./Hickory	48 Jarrett Jackson DE
31	Raymond Woodie III	DB	6-0	194	SO	Palmetto, Fla./Florida State University School	18 Travis Jay DB
32	Stephen Dix Jr.	LB	6-2	235	FR	Orlando, Fla./Dr. Phillips	51 Baveon Johnson OL
33	Amari Gainer	LB	6-3	227	r-SO	Tallahassee, Fla./Chiles	7 Jarrian Jones DB
35	Leonard Warner III	LB	6-4	245	SR	Snellville, Ga./Brookwood	13 Joshua Kaindoh DE
37	Parker Grothaus	K	6-2	220	r-JR	Indian Lake, Ohio/Indian Lake	52 Armani Kerr LB
37	Marko Skarica	DB	5-10	176	FR	Tallahassee, Fla./Lincoln	6 Jaiden Lars-Woodbey DB
38	Malakai Menzer	LB	6-1	241	FR	Punta Gorda, Fla./Charlotte	58 Devontay Love-Taylor OL
38	Treshaun Ward	RB	5-10	191	r-FR	Plant City, Fla./Tampa Bay Tech	0 Fabien Lovett DT
39	Josh Griffiths	DE	6-4	256	FR	Starke, Fla./IMG Academy	55 Dontae Lucas OL
							46 DJ Lundy LB

## PRONUNCIATION GUIDE

DeCALON Brooks	Duh-K-Lynn	Parker GROTHAUS	GROAD-house	Alex MASTROMANNO	mas-truh-MAHN-oh	DEMORIE Tate	Duh-MORE-ee
JASHAUN Corbin	JAY-shawn	BAVEON Johnson	Bay-VEE-On	JAYON McCluster	JAY-on	Lawrance TOAFILI	Toe-uh-fill-ee
JAY'KHI Douglas	juh-Ki	JARRIAN Jones	JAR-ee-un	Hamsah NASIRILDEEN	Naz-ril-deen	DARION Williamson	DARE-ee-on
MARKESTON Douglas	Mar-KEE-ston	Joshua KAINDOH	Cane-Dough	Kentron POITIER	Por-teer	ONTARIA Wilson	on-TAR-ee-uh
KEVON Glenn	KEY-von	Jaiden Lars-WOODBEY	Wood-bee	Tate RODEMAKER	ROD-uh-maker		

# 2020 ROSTER

No	Name	Pos	Ht	Wt	CI	Hometown/HS/Previous School	ALPHABETICAL ROSTER
40	Ethan Umstead	LB	6-1	223	r-FR	Lake City, Fla./Columbia	No Name Pos
40	Jordan Wilson	TE	6-4	250	r-SR	Nashville, Tenn./Montgomery Bell Academy/UCLA	30 Tommy Martin P
41	Grant Glennon	LS	6-3	233	r-JR	Tallahassee, Fla./Lincoln	49 Alex Mastromanno P
41	Ben Ostaszewski	TE	6-3	246	FR	Cumming, Ga./North Forsyth	43 Jaylon McCluster LB
42	Garrett Murray	LS	6-0	211	r-SO	Tampa, Fla./Plant	87 Camren McDonald TE
42	Deonte Williams	DE	6-1	233	r-SR	Plano, Texas/Prestonwood Christian Academy/Baylor	55 Derrick McLendon II DE
43	Keoki Abasial	RB	5-7	167	r-FR	Clearwater, Fla./Calvary Christian	14 Jaleel McRae LB
43	Jaylon McCluster	LB	6-1	227	FR	Largo, Fla./Largo	38 Malakai Menzer LB
44	Brendan Gant	DB	6-2	195	SO	Lakeland, Fla./Kathleen	42 Garrett Murray LS
45	Preston Daniel	TE	6-4	235	FR	Memphis, Tenn./Evangelical Christian	5 Hamsah Nasirildeen DB
45	Tylus Hancock	DB	6-0	213	r-SO	Marietta, Ga./Lassiter/Louisville	71 Chaz Neal OL
46	DJ Lundy	LB	6-1	244	FR	Ocala, Fla./Irwin County	63 Cole Newsome OL
46	David Stickle	TE	6-3	239	FR	Pace, Fla./Pace	51 Chase Oliver LB
47	Carter Boatwright	TE	6-4	236	FR	Moultrie, Ga./Colquitt County	41 Ben Ostaszewski TE
47	Marshall Hilaman	DB	6-0	202	r-JR	Tallahassee, Fla./The First Academy/Southeastern Univ.	27 Fernando Padron WR
48	Jarrett Jackson	DE	6-6	295	r-SO	Riviera Beach, Fla./Palm Beach Gardens/Louisville	88 Kentron Poitier WR
49	Alex Mastromanno	P	6-1	206	FR	Melbourne, Australia/Brighton Grammar	12 Chubba Purdy QB
51	Baveon Johnson	OL	6-3	307	r-SR	Lakeland, Fla./Lake Gibson	99 Malcolm Ray DT
51	Chase Oliver	LB	6-1	202	FR	Ocala, Fla./Trinity Catholic	19 Wyatt Rector TE
52	Armani Kerr	LB	5-11	230	r-SR	Miami, Fla./Miami Jackson	1 Emmett Rice LB
52	Robert Scott, Jr.	OL	6-5	305	FR	Conway, Ark./Conway	3 Bryan Robinson WR
53	Tyler Gilroy	LB	5-11	243	r-JR	St. Augustine, Fla./Bartram Trail	11 Janarius Robinson DE
53	Maurice Smith	OL	6-3	286	r-FR	Miami, Fla./Miami Central	18 Tate Rodemaker QB
55	Dontae Lucas	OL	6-3	315	SO	Overtown, Fla./IMG Academy	26 Asante Samuel Jr. DE
55	Derrick McLendon II	DE	6-4	251	r-FR	Decatur, Ga./Tucker	59 Brady Scott OL
56	Zane Herring	OL	6-5	312	FR	Madison, Fla./Madison County	52 Robert Scott Jr. OL
58	Dennis Briggs Jr.	DE	6-4	272	r-SO	Kissimmee, Fla./Gateway	86 Parker Self WR
58	Devontay Love-Taylor	OL	6-4	308	r-SR	Trinity, Fla./Mitchell/FIU	97 Aidan Shahriari K
59	Brady Scott	OL	6-6	317	r-JR	Powder Springs, Ga./Mount Paran Christian	14 Deonté Sheffield RB
60	Andrew Boselli	OL	6-5	321	r-SR	Jacksonville, Fla./Episcopal	67 Thomas Shrader OL
61	Jalen Goss	OL	6-7	267	r-SO	Valdosta, Ga./Lowndes	93 Jeb Shrader LB
62	Dylan Black	OL	6-2	265	FR	Leesburg, Fla./Leesburg	37 Marko Skarica DB
63	Cole Newsome	OL	6-0	250	FR	Orlando, Fla./Bishop Moore	53 Maurice Smith OL
64	Chris Graham	OL	6-3	323	FR	Jacksonville, Fla./Sandalwood	46 David Stickle TE
67	Thomas Shrader	OL	6-5	283	FR	Venice, Fla./Venice	12 Demorie Tate DB
69	Robert Elder IV	OL	6-2	257	r-SO	Stuart, Fla./Jensen Beach	11 Warren Thompson WR
70	Lloyd Willis	OL	6-7	310	FR	Miami, Fla./Killian	90 Tru Thompson DT
71	Chaz Neal	OL	6-7	296	r-SO	Zephyrhills, Fla./Wesley Chapel	9 Lawrance Toafili RB
76	Darius Washington	OL	6-4	301	r-FR	Pensacola, Fla./West Florida	13 Jordan Travis QB
78	Ira Henry III	OL	6-4	305	r-FR	St. Louis, Mo./Trinity Catholic	40 Ethan Umstead LB
80	Ontaria Wilson	WR	6-0	174	r-JR	Ashburn, Ga./Turner County	24 Cedric Vincent WR
81	Caleb Faris	WR	5-8	165	r-FR	Tampa, Fla./Plant	38 Treshaun Ward RB
82	Austin White	TE	6-5	242	r-FR	Tampa, Fla./Tampa Catholic	89 Caleb Ward WR
83	Jordan Young	WR	6-2	208	r-SO	Conyers, Ga./Heritage	35 Leonard Warner III LB
84	Adarius Dent	WR	6-1	175	JR	Pahokee, Fla./Pahokee	76 Darius Washington OL
85	Markeston Douglas	TE	6-4	255	FR	Brownsville, Tenn./Haywood	8 La'Damian Webb RB
86	Parker Self	WR	6-1	186	FR	Hiram, Ga./South Paulding	82 Austin White TE
87	Camren McDonald	TE	6-4	238	JR	Long Beach, Calif./Long Beach Poly	23 Sidney Williams DB
88	Ryan Fitzgerald	K	6-1	199	r-FR	Coolidge, Ga./Colquitt County	42 Deonte Williams DE
88	Kentron Poitier	WR	6-3	200	FR	Coconut Grove, Fla./Miami Palmetto	21 Darion Williamson WR
89	Caleb Ward	WR	6-1	172	r-SO	Pensacola, Fla./Booker T. Washington	70 Lloyd Willis OL
90	Tru Thompson	DT	6-0	301	SO	Loganville, Ga./Grayson	21 Marvin Wilson DT
91	Robert Cooper	DT	6-2	332	JR	Lilburn, Ga./South Gwinnett	40 Jordan Wilson TE
93	Jeb Shrader	LB	6-2	185	FR	Venice, Fla./Venice	80 Ontario Wilson WR
97	Aidan Shahriari	K	5-11	179	FR	Clearwater, Fla./Calvary Christian	31 Raymond Woodie III LB
98	Curtis Fann Jr.	DE	6-3	265	r-FR	Stillmore, Ga./Emanuel County Institute	16 Corey Wren RB/ATH
99	Malcolm Ray	DT	6-2	287	r-FR	Miami Gardens, Fla./Miami Carol City	83 Jordan Young WR
							23 Tre Young WR

## PRONUNCIATION GUIDE

DeCALON Brooks	Duh-K-Lynn	Parker GROTHAUS	GROAD-house	Alex MASTROMANNO	mas-truh-MAHN-oh	DEMORIE Tate	Duh-MORE-ee
JASHAUN Corbin	JAY-shawn	BAVEON Johnson	Bay-VEE-On	JAYLON McCluster	JAY-on	Lawrance TOAFILI	Toe-uh-fill-ee
JAKHI Douglas	juh-Ki	JARRIAN Jones	JAR-ee-un	Hamsah NASIRILDEEN	Naz-ril-deen	DARION Williamson	DARE-ee-on
MARKESTON Douglas	Mar-KEE-ston	Joshua KAINDOH	Cane-Dough	Kentron POITIER	Por-teer	ONTARIA Wilson	on-TAR-ee-uh
KEVON Glenn	KEY-von	Jaiden Lars-WOODBEY	Wood-bee	Tate RODEMAKER	ROD-uh-maker		

# PLAYER BIOS: OFFENSE

(click name for full bio)

**JASHAUN CORBIN**

No. 0  
RB  
6-0 • 220  
R-SO • Rockledge, Fla.

## RUSHING

YR.	G	RUSH	YDS	AVG	TD	LG	AVG/G
2018*	12	61	346	5.7	1	35	28.8
2019*	2	35	137	3.9	1	20	68.5
2020	8	65	329	5.1	2	28	41.1
TOT	22	161	812	5.0	4	35	36.9

## RECEIVING

YR.	G	REC	YDS	AVG	TD	LG	AVG/G
2018*	12	10	85	8.5	0	16	7.1
2019*	2	6	16	2.7	1	5	8.0
2020	8	16	80	6.2	0	18	12.4
TOT	22	99	181	6.2	1	18	8.2

## KICKOFF RETURNS

YR.	G	RET	YDS	AVG	TD	LG	AVG/G
2018*	12	14	422	30.1	1	100	35.2
2019*	2	1	19	19.0	0	19	19.0
2020	8	2	32	16.0	0	21	4.0
TOT	22	17	473	27.8	1	100	21.5

\*at Texas A&amp;M

**PRESTON DANIEL**

No. 45  
TE  
6-4 • 235  
FR • Memphis, Tenn.

## RECEIVING

YR.	G	REC	YDS	AVG	TD	LG	AVG/G
2020	8	2	45	22.5	0	36	5.6
TOT	8	2	45	22.5	0	36	5.6

**ADARIUS DENT**

No. 84  
WR  
6-1 • 175  
JR • Pahokee, Fla.

## RECEIVING

YR.	G	REC	YDS	AVG	TD	LG	AVG/G
2018	7	0	0	0.0	0	0	0.0
2019	7	2	(-2)	(-1.0)	0	3	(-0.3)
2020	0	0	0	0.0	0	0	0.0
TOT	14	2	(-2)	(-1.0)	0	3	(-0.1)

**Ja'KHI DOUGLAS**

No. 22  
RB  
5-9 • 193  
FR • Houma, La.

## RUSHING

YR.	G	RUSH	YDS	AVG	TD	LG	AVG/G
2020	7	4	10	2.5	0	5	1.4
TOT	7	4	10	2.5	0	5	1.4

## RECEIVING

YR.	G	REC	YDS	AVG	TD	LG	AVG/G
2020	7	4	39	9.8	0	17	5.6
TOT	7	4	39	9.8	0	17	5.6

## KICKOFF RETURNS

YR.	G	RET	YDS	AVG	TD	LG	AVG/G
2020	7	8	158	19.8	0	28	22.6
TOT	7	8	158	19.8	0	28	22.6

**KEYSHAWN HELTON**

No. 6  
WR  
5-9 • 171  
JR • Pensacola, Fla.

## RECEIVING

YR.	G	REC	YDS	AVG	TD	LG	AVG/G
2018	11	11	176	16.0	1	73	16.0
2019	6	17	239	14.1	3	58	39.8
2020	8	14	119	8.5	2	41	14.9
TOT	25	42	534	12.7	6	73	22.4

## RUSHING


YR.	G	RUSH	YDS	AVG	TD	LG	AVG/G
2018	11	1	2	2.0	0	2	0.2
2019	6	2	19	9.5	0	14	3.2
2020	8	1	0	0.0	0	0	0.0
TOT	25	4	21	5.2	0	14	0.8

## KICKOFF RETURNS

YR.	G	RET	YDS	AVG	TD	LG	AVG/G
2018	11	9	196	21.8	0	35	17.8
2019	6	8	228	28.5	0	58	35.0
2020	8	5	130	26.0	0	37	16.2
TOT	25	22	554	25.2	0	58	22.2

## PUNT RETURNS

YR.	G	RET	YDS	AVG	TD	LG	AVG/G
2020	8	4	20	5.0	0	8	2.5
TOT	8	4	20	5.0	0	8	0.8

**CAMREN McDONALD**

No. 87  
TE  
6-4 • 238  
JR • Long Beach, Calif.

## RECEIVING

YR.	G	REC	YDS	AVG	TD	LG	AVG/G
2018	11	0	0	0.0	0	0	0.0
2019	13	6	43	7.2	0	24	3.3
2020	8	22	248	11.3	2	30	31.0
TOT	32	28	291	10.4	2	30	9.1

**KENTRON POITIER**

No. 88  
WR  
6-3 • 200  
FR • Coconut Grove, Fla.

## RECEIVING

YR.	G	REC	YDS	AVG	TD	LG	AVG/G
2020	5	3	31	10.3	0	14	6.2
TOT	5	3	31	10.3	0	14	6.2

**CHUBBA PURDY**

No. 12  
QB  
6-2 • 212  
FR • Queen Creek, Ariz.

## PASSING

YR.	G	COM	ATT	PCT	YDS	TD	INT	LG	AVG/G
2020	3	27	53	50.9	219	2	1	69	73.0
TOT	3	27	53	50.9	219	2	1	69	73.0

## RUSHING

YR.	G	RUSH	YDS	AVG	TD	LG	AVG/G
2020	3	19	57	3.0	0	5	19.0
TOT	3	19	57	3.0	0	5	19.0

**WYATT RECTOR**

No. 19  
TE  
6-2 • 236  
R-SO • Leesburg, Fla.

## RECEIVING

YR.	G	REC	YDS	AVG	TD	LG	AVG/G
2020	8	0	0	0.0	0	0	0.0
TOT	8	0	0	0.0	0	0	0.0

**BRYAN ROBINSON**

No. 3  
WR  
6-1 • 200  
FR • Boynton Beach, Fla.

## RECEIVING

YR.	G	REC	YDS	AVG	TD	LG	AVG/G
2020	3	0	0	0.0	0	0	0.0
TOT	3	0	0	0.0	0	0	0.0

**TATE RODEMAKER**

No. 18  
QB  
6-4 • 197  
FR • Valdosta, Ga.

## PASSING

YR.	G	COM	ATT	PCT	YDS	TD	INT	LG	AVG/G
2020	3	16	26	61.5	124	0	3	23	41.3
TOT	3	16	26	61.5	124	0	3	23	41.3

## RUSHING

YR.	G	RUSH	YDS	AVG	TD	LG	AVG/G
2020	3	8	(-13)	(-1.6)	0	17	(-4.3)
TOT	3	8	(-13)	(-1.6)	0	17	(-4.3)

**DEONTÉ SHEFFIELD**

No. 14  
RB  
5-11 • 209  
R-JR • Destin, Fla.

## RUSHING

YR.	G	RUSH	YDS	AVG	TD	LG	AVG/G
2019	4	27	135	5.0	1	17	33.8
2020	8	0	0	0.0	0	0	0.0
TOT	12	27	135	5.0	1	17	11.2

**WARREN THOMPSON**

No. 11  
WR  
6-3 • 201  
R-SO • Seffner, Fla.

## RECEIVING

YR.	G	REC	YDS	AVG	TD	LG	AVG/G
2018	4	0	0	—	0	—	—
2019	6	6	91	15.2	0	51	15.2
2020	6	5	104	20.8	0	33	17.3
TOT	16	11	195	17.7	0	51	12.2



# PLAYER BIOS: OFFENSE

(click name for full bio)

**LAWRANCE TOAFILI**

No. 9  
RB  
6-0 • 180  
FR • St. Petersburg, Fla.

## RUSHING

YR.	G	RUSH	YDS	AVG	TD	LG	AVG/G
2020	7	30	239	8.0	1	49	34.1
TOT	7	30	239	8.0	1	49	34.1

## RECEIVING

YR.	G	REC	YDS	AVG	TD	LG	AVG/G
2020	7	9	94	10.4	0	31	13.4
TOT	7	9	94	10.4	0	31	13.4

**JORDAN TRAVIS**

No. 13  
QB  
6-1 • 200  
R-SO • West Palm Beach, Fla.

## PASSING

YR.	G	COM	ATT	PCT	YDS	TD	INT	LG	AVG/G
2018*	3	4	14	28.6	71	1	1	31	23.6
2019	4	6	11	54.5	79	0	0	63	19.8
2020	6	48	95	50.5	758	4	4	58	126.3
TOT	13	58	120	48.3	908	5	5	63	69.8

## RUSHING

YR.	G	RUSH	YDS	AVG	TD	LG	AVG/G
2018*	3	8	40	5.0	0	25	13.3
2019	4	23	228	9.9	3	66	57.0
2020	6	71	389	5.5	5	33	64.8
TOT	13	102	657	6.4	8	66	50.5

## RECEIVING

YR.	G	REC	YDS	AVG	TD	LG	AVG/G
2018*	3	0	0	0.0	0	0	0.0
2019	4	0	0	0.0	0	0	0.0
2020	6	1	5	5.0	0	5	1.2
TOT	13	1	5	5.0	0	5	2.3

\*at Louisville

**TRESHAUN WARD**

No. 38  
RB  
5-10 • 191  
R-FR • Plant City, Fla.

## RUSHING

YR.	G	RUSH	YDS	AVG	TD	LG	AVG/G
2019	2	10	44	4.4	0	11	22.0
2020	0	0	0	0.0	0	0	0.0
TOT	2	10	44	4.4	0	11	22.0

**La'DAMIAN WEBB**

No. 8  
RB  
5-8 • 190  
SO • Opelika, Ala.

## RUSHING

YR.	G	RUSH	YDS	AVG	TD	LG	AVG/G
2020	7	69	369	5.3	3	54	52.7
TOT	7	69	369	5.3	3	54	52.7

## RECEIVING

YR.	G	REC	YDS	AVG	TD	LG	AVG/G
2020	7	9	68	7.6	0	13	9.7
TOT	7	9	68	7.6	0	13	9.7

**DARTON WILLIAMSON**

No. 21  
WR  
6-3 • 180  
FR • Brownsville, Tenn.

## RECEIVING

YR.	G	REC	YDS	AVG	TD	LG	AVG/G
2020	2	2	15	7.5	0	8	7.5
TOT	2	2	15	7.5	0	8	7.5

**ONTARIA WILSON**

No. 80  
WR  
6-0 • 174  
R-JR • Ashburn, Ga.

## RECEIVING

YR.	G	REC	YDS	AVG	TD	LG	AVG/G
2018	11	4	35	8.8	0	12	3.2
2019	8	21	227	10.8	1	40	28.4
2020	8	28	332	11.9	2	69	41.5
TOT	27	53	594	11.2	3	69	22.0

## RUSHING

YR.	G	RUSH	YDS	AVG	TD	LG	AVG/G
2018	11	0	0	0.0	0	0	0.0
2019	8	2	15	7.5	1	12	1.9
2020	8	4	32	8.0	0	13	4.0
TOT	27	6	47	7.8	1	13	1.7

**COREY WREN**

No. 16  
RB/ATH  
5-10 • 185  
FR • New Orleans, La.

## RUSHING

YR.	G	RUSH	YDS	AVG	TD	LG	AVG/G
2020	5	0	0	0.0	0	0	0.0
TOT	5	0	0	0.0	0	0	0.0

## KICKOFF RETURNS

YR.	G	RET	YDS	AVG	TD	LG	AVG/G
2020	5	3	45	15.0	0	22	9.0
TOT	5	3	45	15.0	0	22	9.0

**JORDAN YOUNG**

No. 83  
WR  
6-2 • 208  
R-SO • Conyers, Ga.

## RECEIVING

YR.	G	REC	YDS	AVG	TD	LG	AVG/G
2019	13	4	61	15.2	0	29	4.7
2020	7	7	85	12.1	0	20	12.1
TOT	20	11	146	13.3	0	29	7.3

# PLAYER BIOS: DEFENSE

(click name for full bio)

**CARLOS BECKER III**

No. 15  
DB  
6-2 • 195  
R-SR • Kissimmee, Fla.

## DEFENSE

YR.	G	UA	A	TOT	TFL-YDS	PBU	FF	FR	INT	SACKS
2016	12	2	3	5	0.0-0	0	0	0	1	0.0-0
2017	9	5	2	7	0.0-0	0	0	0	0	0.0-0
2019	10	13	8	21	2.0-15	0	1	0	0	2.0-15
2020	1	0	0	0	0.0-0	0	0	0	0	0.0-0
TOT	32	20	13	33	2.0-15	0	1	0	1	2.0-15

**DENNIS BRIGGS JR.**

No. 58  
DT  
6-4 • 282  
R-SO • Kissimmee, Fla.

## DEFENSE

YR.	G	UA	A	TOT	TFL-YDS	PBU	FF	FR	INT	SACKS
2018	4	0	2	2	0.0-0	1	0	0	0	0.0-0
2019	13	15	13	28	3.5-9	1	1	1	0	1.0-7
2020	4	3	2	5	0.0-0	0	1	0	0	0.0-0
TOT	21	18	17	35	3.5-9	2	2	1	0	1.0-7

**DeCALON BROOKS**

No. 28  
LB  
5-10 • 210  
R-JR • Tampa, Fla.

## DEFENSE

YR.	G	UA	A	TOT	TFL-YDS	PBU	FF	FR	INT	SACKS
2018	11	17	29	46	3.0-11	2	1	1	0	1.0-8
2019	11	7	8	15	0.0-0	0	0	0	0	0.0-0
2020	8	4	1	5	0.0-0	2	0	0	0	0.0-0
TOT	30	28	38	66	3.0-11	4	1	1	0	1.0-8

**JARVIS BROWNLEE, JR.**

No. 3  
DB  
5-11 • 172  
R-FR • Miami Gardens, Fla.

## DEFENSE

YR.	G	UA	A	TOT	TFL-YDS	PBU	FF	FR	INT	SACKS
2019	4	1	0	1	0.0-0	0	0	0	0	0.0-0
2020	7	14	8	22	2.0-9	1	0	0	1	1.0-6
TOT	11	15	8	23	2.0-9	1	0	0	1	1.0-6

**ROBERT COOPER**

No. 91  
DT  
6-2 • 332  
JR • Lilburn, Ga.

## DEFENSE

YR.	G	UA	A	TOT	TFL-YDS	PBU	FF	FR	INT	SACKS
2018	11	3	7	10	0.5-1	0	0	0	0	0.0-0
2019	13	18	22	40	5.0-14	1	0	1	0	2.0-4
2020	7	8	4	12	2.0-2	1	0	0	0	0.0-0
TOT	31	29	33	62	7.5-17	2	0	1	0	2.0-4

**KALEN DeLOACH**

No. 20  
LB  
6-1 • 213  
SO • Savannah, Ga.

## DEFENSE

YR.	G	UA	A	TOT	TFL-YDS	PBU	FF	FR	INT	SACKS
2019	8	2	1	3	0.0-0	0	0	0	0	0.0-0
2020	8	6	0	6	0.0-0	0	0	0	0	0.0-0
TOT	16	8	1	9	0.0-0	0	0	0	0	0.0-0

**AKEEM DENT**

No. 27  
DB  
6-1 • 191  
SO • Pahokee, Fla.

## DEFENSE

YR.	G	UA	A	TOT	TFL-YDS	PBU	FF	FR	INT	SACKS
2019	13	21	14	35	1.5-3	7	0	0	0	0.0-0
2020	6	8	4	12	0.0-0	1	0	0	0	0.0-0
TOT	19	29	18	47	1.5-3	8	0	0	0	0.0-0

**STEPHEN DIX, JR.**

No. 32  
LB  
6-2 • 235  
FR • Orlando, Fla.

## DEFENSE

YR.	G	UA	A	TOT	TFL-YDS	PBU	FF	FR	INT	SACKS
2019	8	15	25	40	3.0-3	0	0	0	0	0.0-0
TOT	8	15	25	40	3.0-3	0	0	0	0	0.0-0

**MEIKO DOTSON**

No. 9  
DB  
5-11 • 195  
R-SR • Daytona Beach, Fla.

## DEFENSE

YR.	G	UA	A	TOT	TFL-YDS	PBU	FF	FR	INT	SACKS
2019*	13	23	7	30	1.0-2	3	0	0	9	0.0-0
2020	3	6	3	9	0.0-0	0	0	0	0	0.0-0
TOT	16	29	10	39	1.0-2	3	0	0	9	0.0-0

\*at FAU

**CORY DURDEN**

No. 16  
DT  
6-5 • 315  
R-JR • Newberry, Fla.

## DEFENSE

YR.	G	UA	A	TOT	TFL-YDS	PBU	FF	FR	BLK	SACKS
2018	12	10	12	22	6.0-25	1	0	0	1	2.0-14
2019	13	18	21	39	6.5-29	2	1	0	0	5.0-28
2020	7	3	4	7	0.5-3	0	1	0	0	0.5-3
TOT	32	31	37	68	13.0-57	3	2	0	1	7.0-45

**QUASHON FULLER**

No. 30  
DE  
6-3 • 275  
R-FR • Fort Myers, Fla.

## DEFENSE


YR.	G	UA	A	TOT	TFL-YDS	PBU	FF	FR	INT	SACKS
2019	1	0	0	0	0.0-0	0	0	0	0	0.0-0
2020	3	1	0	1	0.0-0	0	0	0	0	0.0-0
TOT	4	1	0	1	0.0-0	0	0	0	0	0.0-0

**AMARI GAINER**

No. 33  
LB  
6-3 • 227  
R-SO • Tallahassee, Fla.

## DEFENSE

YR.	G	UA	A	TOT	TFL-YDS	PBU	FF	FR	INT	SACKS
2018	4	0	0	0	0.0-0	0	0	0	0	0.0-0
2019	13	31	38	69	7.0-35	0	2	1	0	3.5-27
2020	8	31	29	60	5.0-14	0	1	0	0	0.5-2
TOT	25	62	67	129	12.0-49	0	3	1	0	4.0-29

**BRENDAN GANT**

No. 44  
DB  
6-2 • 195  
SO • Lakeland, Fla.

## DEFENSE

YR.	G	UA	A	TOT	TFL-YDS	PBU	FF	FR	INT	SACKS
2019	13	20	15	35	1.5-5	0	0	0	0	0.0-0
2020	8	20	8	28	1.0-2	0	0	0	0	0.0-0
TOT	21	40	23	63	2.5-7	0	0	0	0	0.0-0

**KEVON GLENN**

No. 10  
LB  
6-2 • 229  
R-FR • Riverdale, Ga.

## DEFENSE

YR.	G	UA	A	TOT	TFL-YDS	PBU	FF	FR	INT	SACKS
2019	2	0	0	0	0.0-0	0	0	0	0	0.0-0
2020	3	0	0	1	0.0-0	0	0	0	0	0.0-0
TOT	5	0	0	1	0.0-0	0	0	0	0	0.0-0

**RENARDO GREEN**

No. 8  
DB  
6-0 • 185  
SO • Orlando, Fla.

## DEFENSE

YR.	G	UA	A	TOT	TFL-YDS	PBU	FF	FR	INT	SACKS
2019	13	5	1	6	1.0-2	2	0	0	0	0.0-0
2020	5	18	9	27	0.5-2	1	1	0	0	0.0-0
TOT	18	23	10	33	1.5-4	3	1	0	0	0.0-0

# PLAYER BIOS: DEFENSE

(click name for full bio)

**JADARIUS GREEN-McKNIGHT**

No. 24  
DB  
5-11 • 220  
FR • Fort Myers, Fla.

## DEFENSE

YR.	G	UA	A	TOT	TFL-YDS	PBU	FF	FR	INT	SACKS
2020	4	0	0	0	0.0-0	0	0	0	0	0.0-0
TOT	4	0	0	0	0.0-0	0	0	0	0	0.0-0

**JOSH GRIFFIS**

No. 39  
DE  
6-4 • 256  
FR • Starke, Fla.

## DEFENSE

YR.	G	UA	A	TOT	TFL-YDS	PBU	FF	FR	INT	SACKS
2020	6	1	3	4	1.0-5	0	0	0	0	0.0-0
TOT	6	1	3	4	1.0-5	0	0	0	0	0.0-0

**TRAVIS JAY**

No. 18  
DB  
6-2 • 191  
R-FR • Greenville, Fla.

## DEFENSE

YR.	G	UA	A	TOT	TFL-YDS	PBU	FF	FR	INT	SACKS
2020	5	15	8	23	0.0-0	0	1	0	0	0.0-0
TOT	5	15	8	23	0.0-0	0	1	0	0	0.0-0

## KICKOFF RETURNS

YR.	G	RET	YDS	AVG	TD	LG	AVG/G
2020	5	9	204	22.7	0	31	40.8
TOT	5	9	204	22.7	0	31	40.8

## PUNT RETURNS

YR.	G	RET	YDS	AVG	TD	LG	AVG/G
2020	5	2	20	16.0	0	16	4.0
TOT	5	2	20	16.0	0	16	4.0

**JARRRIAN JONES**

No. 7  
DB  
6-0 • 190  
SO • Magee, Miss.

## DEFENSE

YR.	G	UA	A	TOT	TFL-YDS	PBU	FF	FR	INT	SACKS
2019*	11	7	5	12	0.0-0	2	0	1	0	0.0-0
2020	7	9	6	15	0.0-0	1	0	0	0	0.0-0
TOT	17	16	11	27	0.0-0	3	0	1	0	0.0-0

\*at Mississippi State

**JOSHUA KAINDOH**

No. 13  
DE  
6-7 • 265  
R-JR • Baltimore, Md.

## DEFENSE

YR.	G	UA	A	TOT	TFL-YDS	PBU	FF	FR	INT	SACKS
2017	13	11	6	17	6.5-34	0	1	0	0	4.0-25
2018	12	14	5	19	4.5-21	1	0	0	0	3.0-18
2019	3	5	4	9	2.5-13	0	0	0	0	1.0-9
2020	7	5	5	10	1.5-8	1	0	0	1	0.0-0
TOT	35	35	20	55	15.0-76	2	1	0	1	8.0-52

**ARMANI KERR**

No. 52  
LB  
5-11 • 230  
R-SR • Miami, Fla.

## DEFENSE

YR.	G	UA	A	TOT	TFL-YDS	PBU	FF	FR	INT	SACKS
2019	1	1	0	1	0.0-0	0	0	0	0	0.0-0
2020	0	0	0	0	0.0-0	0	0	0	0	0.0-0
TOT	1	1	0	1	0.0-0	0	0	0	0	0.0-0

**JAIDEN LARS-WOODBEY**

No. 6  
DB  
6-3 • 225  
R-SO • Fontana, Calif.

## DEFENSE

YR.	G	UA	A	TOT	TFL-YDS	PBU	FF	FR	INT	SACKS
2018	12	24	34	58	4.5-15	8	1	0	0	1.0-4
2019	4	6	13	19	1.0-4	1	0	1	0	0.5-3
2020	8	15	13	28	1.5-6	1	0	0	0	0.0-0
TOT	24	45	60	105	7.0-25	10	1	1	0	1.5-7

**FABIEN LOVETT**

No. 0  
DT  
6-4 • 315  
R-SO • Vicksburg, Miss.

## DEFENSE

YR.	G	UA	A	TOT	TFL-YDS	PBU	FF	FR	INT	SACKS
2018*	2	0	0	0	0.0-0	0	0	0	0	0.0-0
2019*	13	6	13	19	2.5-6	0	0	0	0	1.0-5
2020	7	6	7	13	1.5-3	0	0	0	0	1.0-2
TOT	22	12	20	32	4.0-9	0	0	0	0	2.0-7

\*at Mississippi State

**DJ LUNDY**

No. 46  
LB  
6-1 • 244  
FR • Ocilla, Ga.

## DEFENSE

YR.	G	UA	A	TOT	TFL-YDS	PBU	FF	FR	INT	SACKS
2020	6	5	2	7	0.5-3	0	0	0	0	0.5-3
TOT	6	5	2	7	0.5-3	0	0	0	0	0.5-3

**DERRICK McLENDON II**

No. 55  
DE  
6-4 • 251  
R-FR • Decatur, Ga.

## DEFENSE

YR.	G	UA	A	TOT	TFL-YDS	PBU	FF	FR	INT	SACKS
2019	4	0	1	1	0.5-0	0	0	0	0	0.0-0
2020	8	4	2	6	2.5-7	0	0	0	0	0.0-0
TOT	12	4	3	7	3.0-7	0	0	0	0	0.0-0

**JALEEL McRAE**

No. 14  
LB  
6-2 • 225  
SO • New Smyrna Beach, Fla.

## DEFENSE

YR.	G	UA	A	TOT	TFL-YDS	PBU	FF	FR	INT	SACKS
2019	13	9	6	15	2.5-10	0	0	0	0	1.0-4
2020	7	5	1	6	0.0-0	0	0	0	0	0.0-0
TOT	20	14	7	21	2.5-10	0	0	0	0	1.0-4

**HAMSAH NASIRILDEEN**

No. 5  
DB  
6-4 • 220  
SR • Concord, N.C.

## DEFENSE

YR.	G	UA	A	TOT	TFL-YDS	PBU	FF	FR	INT	SACKS
2017	13	23	6	29	0.0-0	3	0	0	0	0.0-0
2018	12	51	40	91	0.5-0	2	0	0	1	0.0-0
2019	12	61	40	101	2.0-8	3	3	1	2	1.0-7
2020	1	2	2	4	0.5-0	0	0	0	0	0.0-0
TOT	38	137	88	225	3.0-8	8	3	1	3	1.0-7

**MALCOLM RAY**

No. 99  
DT  
6-2 • 287  
R-FR • Miami Gardens, Fla.

## DEFENSE

YR.	G	UA	A	TOT	TFL-YDS	PBU	FF	FR	INT	SACKS
2020	6	2	0	2	0.0-0	0	0	0	0	0.0-0
TOT	6	2	0	2	0.0-0	0	0	0	0	0.0-0

**EMMETT RICE**

No. 1  
LB  
6-2 • 222  
R-SR • Miami Gardens, Fla.

## DEFENSE

YR.	G	UA	A	TOT	TFL-YDS	PBU	FF	FR	INT	SACKS
2016	12	5	7	12	0.0-0	0	0	1	0	0.0-0
2017	13	6	8	14	0.5-1	0	0	0	1	0.0-0
2018	4	2	3	5	1.0-6	0	0	0	0	1.0-6
2019	13	40	32	72	4.5-16	1	0	1	0	1.0-10
2020	8	24	32	56	6.5-13	2	0	0	0	0.0-0
TOT	50	77	82	159	12.5-36	3	0	2	1	2.0-16

**JANARIUS ROBINSON**

No. 11  
DE  
6-5 • 260  
R-SR • Panama City, Fla.

## DEFENSE

YR.	G	UA	A	TOT	TFL-YDS	PBU	FF	FR	BLK	SACKS
2017	8	1	3	4	1.5-4	0	0	0	0	1.0-3
2018	12	18	9	27	3.0-10	1	0	0	0	1.0-6
2019	13	24	24	48	9.0-19	1	2	2	0	3.0-8
2020	8	10	12	22	7.0-34	1	0	0	1	3.0-26
TOT	41	53	48	101	20.5-67	3	2	2	1	8.0-43

# PLAYER BIOS: DEFENSE/SPECIAL TEAMS

(click name for full bio)



**ASANTE SAMUEL, JR.**  
No. 26  
DB  
5-10 • 184  
JR • Sunrise, Fla.

## DEFENSE

YR.	G	UA	A	TOT	TFL-YDS	PBU	FF	FR	INT	SACKS
2018	12	14	3	17	1.0-2	9	0	0	0	0.0-0
2019	12	34	14	48	1.0-5	14	0	0	1	0.0-0
2020	8	23	8	31	1.0-1	5	0	2	3	0.0-0
TOT	32	71	25	96	3.0-8	33	0	2	4	0.0-0



**TRU THOMPSON**  
No. 90  
DT  
6-0 • 301  
SO • Loganville, Ga.

## DEFENSE

YR.	G	UA	A	TOT	TFL-YDS	PBU	FF	FR	INT	SACKS
2019	12	6	9	15	2.0-4	0	0	0	0	1.0-3
2020	7	3	2	5	1.0-2	0	0	0	0	1.0-2
TOT	19	9	11	20	3.0-6	0	0	0	0	2.0-5



**LEONARD WARNER III**  
No. 35  
LB  
6-4 • 245  
SR • Snellville, Ga.

## DEFENSE

YR.	G	UA	A	TOT	TFL-YDS	PBU	FF	FR	INT	SACKS
2017	13	2	3	5	0.0-0	0	0	0	0	0.0-0
2018	12	20	18	38	1.5-5	1	0	0	0	0.0-0
2019	12	25	32	57	3.5-6	0	0	0	0	2.0-4
2020	8	6	6	12	1.0-5	0	0	0	0	0.0-0
TOT	45	53	59	112	6.0-16	1	0	0	0	2.0-4



**DEONTE WILLIAMS**  
No. 42  
DE  
6-1 • 233  
R-SR • Plano, Texas

## DEFENSE

YR.	G	UA	A	TOT	TFL-YDS	PBU	FF	FR	INT	SACKS
2017*	9	10	5	15	1.5-2	0	0	1	0	0.0-0
2018*	7	5	6	11	3.0-13	0	0	0	0	0.0-0
2020	3	0	0	0	0.0-0	0	0	0	0	0.0-0
TOT	19	15	11	26	4.5-15	0	0	1	0	0.0-0

\*at Baylor



**SIDNEY WILLIAMS**  
No. 23  
DB  
6-1 • 202  
FR • New Orleans, La.

## DEFENSE

YR.	G	UA	A	TOT	TFL-YDS	PBU	FF	FR	INT	SACKS
2020	7	8	6	14	0.0-0	0	0	0	0	0.0-0
TOT	7	8	6	14	0.0-0	0	0	0	0	0.0-0



**MARVIN WILSON**  
No. 21  
DT  
6-5 • 305  
SR • Houston, Texas

## DEFENSE


YR.	G	UA	A	TOT	TFL-YDS	PBU	FF	FR	BLK	SACKS
2017	12	3	4	7	0.5-0	0	0	0	0	0.0-0
2018	12	17	25	42	4.5-22	2	1	0	0	3.5-21
2019	9	19	25	44	8.5-39	4	1	1	0	5.0-30
2020	6	11	6	17	2.0-8	0	0	0	3	1.0-5
TOT	39	50	60	110	15.5-69	6	2	1	3	9.5-56



**RAYMOND WOODIE III**  
No. 31  
DB  
6-0 • 194  
SO • Palmetto, Fla.

## DEFENSE

YR.	G	UA	A	TOT	TFL-YDS	PBU	FF	FR	INT	SACKS
2019	10	5	4	9	1.5-4	0	1	0	0	1.0-2
2020	8	13	11	24	2.5-5	1	0	1	0	0.5-3
TOT	18	18	15	34	4.0-9	1	1	1	0	1.5-5



**RYAN FITZGERALD**  
No. 88  
K  
6-1 • 199  
R-FR • Coolidge, Ga.

## KICKING

YR.	G	FGM	FGA	FG%	LONG	PAT	XP%
2020	5	4	7	57.1	42	12-13	92.3
TOT	5	4	7	57.1	42	12-13	92.3




**PARKER GROTHAUS**  
No. 37  
K  
6-2 • 220  
R-JR • Indian Lake, Ohio

## KICKOFFS

YR.	G	KO	YDS	AVG	TB	OB
2019	12	60	3,736	62.3	42	1
2020	8	36	2,171	60.3	17	0
TOT	20	896	5,907	61.5	59	1

## KICKING

YR.	G	FGM	FGA	FG%	LONG	PAT	XP%
2019	12	0	0	-	0	5-6	83.3
2020	8	4	6	66.7	53	6-6	100.0
TOT	20	4	6	66.7	53	11-12	91.6



**TOMMY MARTIN**  
No. 30  
P  
5-11 • 188  
R-JR • Chesapeake, Va.

## PUNTING

YR.	G	PUNTS	YDS	AVG	LONG	I20	50+
2019	12	70	2,746	39.2	59	21	7
2020	8	0	0	0.0	0	0	0
TOT	20	70	2,746	39.2	59	21	7



**ALEX MASTROMANNO**  
No. 49  
P  
6-1 • 206  
FR • Melbourne, Australia

## PUNTING

YR.	G	PUNTS	YDS	AVG	LONG	I20	50+
2020	8	35	1,523	43.5	54	7	4
TOT	8	35	1,523	43.5	54	7	4



# LAST TIME IT HAPPENED

## TEAM

## FLORIDA STATE

## OPPONENT

### RUSHING

Had 400 or more yards:	478 at USF, 2016	401, Georgia Tech, 2009
Had 300-399 yards:	305 vs. ULM, 2017	<b>353, Notre Dame, 2020</b>
Had 200-299 yards:	<b>265 at Louisville, 2020</b>	291, Louisville, 2020
Had 51-100 yards:	69 at Florida, 2019	<b>63, Jacksonville State, 2020</b>
Had 11-50 yards:	31 vs. Miami, 2019	40, Miami, 2019
Had 0-10 yards:	1 at Miami, 2006	6, NIU, 2018
Had fewer than 0 yards:	-21 vs. Clemson, 2018	-27, Colorado, 2007
Had 70 or more rush attempts:	72 vs. Western Carolina, 1985	71, LSU, 1982
Had 60-69 rush attempts:	63 at USF, 2016	64, Boston College, 2019
Had 50-59 rush attempts:	<b>53 vs. Jacksonville State, 2020</b>	51, Syracuse, 2019
Had seven or more rush touchdowns:	7 vs. Murray State, 2012	7, Louisville, 2016
Had six rush touchdowns:	at USF, 2016	Georgia Tech, 2009
Had five rush touchdowns:	<b>vs. Jacksonville State, 2020</b>	Oregon ('15 Rose), 2014
Had four rush touchdowns:	at Syracuse, 2016	<b>Pitt, 2020</b>

### PASSING

Had 500 or more yards:	521 vs. Clemson, 2000	532, Arizona State, 1984
Had 400-499 yards:	421 at NC State, 2018	407, Boise State, 2019
Had 300-399 yards:	317 vs. Alabama State, 2019	<b>374, North Carolina, 2020</b>
Had 200-299 yards:	<b>200 at NC State, 2020</b>	<b>265, NC State, 2020</b>
Had fewer than 75 yards:	65 at Florida, 2011	50, Boston College, 2016
Had 50 or more pass attempts:	52 vs. Ole Miss, 2016	52, NC State, 2019
Had 40-49 pass attempts:	41 vs. Pitt, 2020	<b>48, Miami, 2020</b>
Had 30-39 pass attempts:	<b>31 at Notre Dame, 2020</b>	<b>34, NC State, 2020</b>
Had 20 or fewer pass attempts:	19 vs. North Carolina, 2020	18, Alabama, 2017
Had 30 or more pass completions:	30 vs. ULM, 2019	<b>33, Miami, 2020</b>
Had 20-29 pass completions:	23 vs. Pitt, 2020	<b>24, NC State, 2020</b>
Had fewer than 10 pass completions:	<b>8 vs. North Carolina, 2020</b>	7, Boston College, 2017
Had six or more passing touchdowns:	6 vs. Charleston Southern, 2011	Never
Had five passing touchdowns:	vs. Boston College, 2016	Clemson, 2018
Had four passing touchdowns:	at NC State, 2018	Florida, 2019
Had three passing touchdowns:	vs. Alabama State, 2019	<b>NC State, 2020</b>
Had zero passing touchdowns:	<b>vs. Pitt, 2020</b>	<b>Pitt, 2020</b>
Had seven passes intercepted:	at South Carolina, 1984	Virginia Tech, 1959
Had six passes intercepted:	at NC State, 1998	Wake Forest, 2013
Had five passes intercepted:	vs. Wake Forest, 2008	Wake Forest, 1997
Had four passes intercepted:	vs. Arizona State (Sun), 2019	Samford, 2018
Had three passes intercepted:	<b>vs. Pitt, 2020</b>	Florida, 2017
Did not throw an interception:	at Florida, 2019	<b>Pitt, 2020</b>
Completed passes to 10 or more players:	10 vs. Syracuse, 2019	<b>10, Jacksonville State, 2020</b>
Completed passes to nine players:	<b>vs. Pitt, 2020</b>	NC State, 2019
Completed passes to eight players:	<b>at Notre Dame, 2020</b>	<b>Louisville, 2020</b>
Completed passes to seven players:	vs. Georgia Tech, 2020	<b>Pitt, 2020</b>
Completed passes to six players:	at Louisville, 2020	<b>NC State, 2020</b>

### TOTAL OFFENSE

Had 700 or more yards:	771 vs. Clemson, 2000	Never
Had 600-699 yards:	654 at Syracuse, 2016	621, Boise State, 2019
Had 500-599 yards:	<b>531 vs. Jacksonville State, 2020</b>	<b>569, Louisville, 2020</b>
Had 400-499 yards:	<b>406 at Louisville, 2020</b>	<b>413, NC State, 2020</b>
Had fewer than 100 yards:	95 at Florida, 2011	28, Savannah State, 2012
Ran 85 or more plays:	89 at Wake Forest, 2019	<b>85, Miami, 2020</b>
Ran 55 or fewer plays:	<b>55 vs. North Carolina, 2020</b>	<b>53, Jacksonville State, 2020</b>

### SCORING

Scored 80 or more points:	80 vs. Idaho, 2013	Never
Scored 70-79 points:	77 vs. Delaware State, 2017	Never
Scored 60-69 points:	63 vs. Maryland, 2013	63, Louisville, 2016
Scored 50-59 points:	55 at USF, 2016	<b>52, Miami, 2020</b>
Scored 40-49 points:	<b>41 vs. Jacksonville State, 2020</b>	<b>41, Pitt, 2020</b>
Scored 30-39 points:	<b>31 vs. North Carolina, 2020</b>	<b>38, NC State, 2020</b>
Scored 0 points:	vs. Wake Forest (30-0), 2006	Boston College (14-0), 2015
Won by 45 points or more:	71 vs. Delaware State (77-6), 2017	49, Clemson (59-10), 2018
Won by 30-44 points:	37 vs. Alabama State (49-12), 2019	<b>32, Louisville (48-16), 2020</b>
Won by 20-29 points:	21 vs. Wake Forest (38-17), 2018	<b>24, Pitt (41-17), 2020</b>
Scored on first drive of game:	<b>TD vs. Pitt, 2020</b>	<b>TD, NC State, 2020</b>
Recorded a safety:	<b>at Louisville, 2020</b>	Charleston Southern, 2016
Recorded two or more safeties:	vs. UCF, 1995	NC State, 2002
Scored on a blocked field goal:	vs. Delaware State, 2017	Georgia Tech, 2015
Scored on team's first offensive play of game:	<b>vs. North Carolina, 2020 (23-yard rush TD)</b>	Samford, 2018 (54-yard pass TD)

### TURNOVERS

Lost eight or more turnovers:	9 at South Carolina (7 INT, 2 FUM), 1984	8, Texas A&M ('92 Cotton - 2 INT, 6 FUM), 1991
Lost seven turnovers:	vs. Wake Forest (5 INT, 2 FUM), 2008	Wake Forest (6 INT, 1 FUM), 2013
Lost six turnovers:	vs. Arizona State (Sun - 4 INT, 2 FUM), 2019	Maryland (4 INT, 2 FUM), 2002
Lost five turnovers:	vs. Virginia Tech (3 INT, 2 FUM), 2018	Samford (4 INT, FUM), 2018
Lost four turnovers:	at Clemson (3 INT, 1 FUM), 2019	Florida (3 INT, 1 FUM), 2017
Lost four or more fumbles:	4 vs. Oregon ('15 Rose), 2014	4, USC, 1998
Threw four or more interceptions:	4 vs. Arizona State (Sun), 2019	4, Samford, 2018
Did not commit a turnover:	at Florida, 2019	<b>Pitt, 2020</b>
Lost a game and did not commit a turnover:	at Florida, 2019	Syracuse, 2019
Two turnovers returned for TD:	at Florida, 2017	Wake Forest, 2004
Two interceptions returned for TD:	vs. Idaho, 2013	Auburn, 1985
Two fumbles returned for TD:	vs. Wisconsin (Champs Sports), 2008	Never

### DEFENSE

Recorded 10 or more sacks:	11 vs. Wake Forest, 1997	Never
Recorded nine sacks:	vs. Miami, 2005	Miami, 2019
Recorded eight sacks:	at Syracuse, 2016	Florida, 2019
Recorded seven sacks:	vs. Syracuse, 2019	<b>Pitt, 2020</b>
Recorded six sacks:	vs. Louisville, 2019	<b>Miami, 2020</b>
Recorded 10 or more tackles for loss:	12 vs. Syracuse, 2019	<b>14, Pitt, 2020</b>
Broke up 10 or more passes:	12 vs. Miami, 2017	12, Louisville, 2020
Takeaway on first drive of game:	<b>at Notre Dame, 2020</b>	<b>Jacksonville State, 2020</b>

# LAST TIME IT HAPPENED

## SPECIAL TEAMS

Returned a punt for TD:	at Miami, 2018	Louisville, 2016
Returned a blocked punt for TD:	vs. UCLA (Emerald), 2006	Virginia Tech, 2018
Blocked punt for a safety:	vs. Colorado, 2008	Clemson, 2004
Returned a kickoff for TD:	vs. Auburn, ('14 BCS Champ.), 2013	Clemson, 2004
<b>Blocked a punt:</b>	<b>2 vs. North Carolina, 2020</b>	Virginia Tech, 2018
Punted 10 or more times:	12 vs. Clemson, 2018	10, Syracuse, 2016
Did not record a punt:	vs. Samford, 2010	Georgia Tech, 2010
<b>Blocked a field goal:</b>	<b>2 vs. Georgia Tech, 2020</b>	Arizona State (Sun), 2019
<b>Blocked a PAT:</b>	<b>vs. Georgia Tech, 2020</b>	Syracuse, 2019
Recovered an onside kick:	at Wake Forest, 2009	NC State, 2013
Made five or more field goals:	6 vs. Ole Miss, 2016	5, Wake Forest, 2019
Made four field goals:	at Wake Forest, 2017	Arizona State (Sun), 2019
Scored via offense, defense & special teams:	vs. Delaware State, 2017	Clemson, 2019

## MISCELLANEOUS

<b>Had 30 or more first downs:</b>	<b>31 vs. Jacksonville State, 2020</b>	<b>33, Miami, 2020</b>
Had 10 or fewer first downs:	10 at Clemson, 2019	6, Delaware State, 2017
Had 20 or more penalties:	20 vs. Duke, 1997	Never
Had 15-19 penalties:	16 at NC State, 2018	17, Virginia Tech (ACC Champ.), 2005
<b>Had 100 or more penalty yards:</b>	<b>104 at Louisville, 2020</b>	<b>105, Pitt, 2020</b>
Had 25 or fewer penalty yards:	15 at Miami, 2014	25, Florida, 2019
Had zero penalties:	vs. Virginia Tech (ACC Champ.), 2010	The Citadel, 2014
<b>Had 35 minutes or more of possession time:</b>	<b>37:27 vs. NIU, 2018</b>	<b>40:40, Alabama State, 2019</b>
<b>Scoring drive of 15 or more plays:</b>	<b>15 at Louisville, 2020</b>	<b>15, Miami, 2020</b>
Scoring drive of 99 yards:	6 plays, 99 yards, TD vs. Boston College, 2012	5 plays, 99 yards, TD, USF, 2009

## INDIVIDUAL

### RUSHING

Rushed 30 or more times:	30 at Wake Forest, Cam Akers, 2019	40, Boston College, AJ Dillon, 2019
Rushed for 300 or more yards:	322 vs. Western Carolina, Greg Allen, 1981	304, Southern Miss, Sam Dejanette, 1982
Rushed for 200-299 yards:	225 at Syracuse, Dalvin Cook, 2016	202, Notre Dame, Dexter Williams, 2018
<b>Rushed for 150-199 yards:</b>	<b>157 at Wake Forest, Cam Akers, 2019</b>	<b>174, Louisville, Javian Hawkins, 2020</b>
<b>QB rushed for 100 or more yards:</b>	<b>107 vs. North Carolina, Jordan Travis, 2020</b>	109, Syracuse, Eric Dungey, 2017
<b>QB rushed for a TD of 50 or more yards:</b>	<b>88 vs. Pitt, Jordan Travis, 2020</b>	60, Georgia Tech, Justin Thomas, 2015
Had four or more rushing touchdowns:	4 vs. Syracuse, Cam Akers, 2019	4, Louisville, Lamar Jackson, 2016
<b>Had three rushing touchdowns:</b>	<b>vs. Louisville, Cam Akers, 2019</b>	<b>Louisville, Javian Hawkins, 2020</b>
Had a run of 80 or more yards:	88 vs. Pitt, Jordan Travis, 2020	83, Wake Forest, Josh Adams, 2007
Had a run of 70-79 yards:	71 vs. Michigan (Orange), Dalvin Cook, 2016	70, Louisville, Javian Hawkins, 2020
<b>Had two or more players with 100+ rush yards:</b>	<b>L. Webb 109 &amp; J. Travis 107 vs. North Carolina, 2020</b>	<b>K. Williams 185 &amp; C. Tyree 103, Notre Dame, 2020</b>
Had two players with 150+ rush yards:	R. Preston 165 & W. Dunn 163, vs. Notre Dame, 1995	R. Cherry 170 & J. Housman 159, Houston, 1974

### PASSING

Passed for 400 or more yards:	421 at NC State, James Blackman, 2018	407, Boise State, Hank Bachmeier, 2019
<b>Passed for 300-399 yards:</b>	<b>346 at Boston College, James Blackman, 2019</b>	<b>374, Sam Howell, North Carolina, 2020</b>
Attempted 45 or more passes:	47 at Notre Dame, Deondre Francois, 2018	51, Boise State, Hank Bachmeier, 2019
Completed 40 or more passes:	43 vs. Penn State, Drew Weatherford, 2006 ('07 Orange)	46, Maryland, Scott Milanovich, 1995
Completed 30-39 passes:	30 vs. ULM, James Blackman, 2019	30, Florida, Kyle Trask, 2019
Threw five or more touchdown passes:	5 vs. Maryland, Jameis Winston, 2013	5, NC State, Russell Wilson, 2009
Threw four touchdown passes:	at NC State, James Blackman, 2018	Clemson, Trevor Lawrence, 2018
Threw five or more interceptions:	6 at NC State, Chris Weinke, 1998	5, Wake Forest, Ben Sankey, 1997
Threw four interceptions:	vs. Arizona State (Sun), James Blackman, 2019	Samford, Devlin Hodges, 2018
Completed a pass of 75 or more yards:	91 vs. Arizona State (Sun), J. Blackman to T. Terry, 2019	77, Arizona State (Sun), J. Daniels to K. Williams, 2019
<b>Completed a pass to 10 or more receivers:</b>	<b>10 vs. NC State, Alex Hornibrook, 2019</b>	<b>10, Miami, D'Eriq King, 2020</b>

### RECEIVING

Caught 15 or more passes:	16 vs. South Carolina, Ron Sellers, 1968	16, Virginia, Alvin Pearman, 2003
<b>Had 200 or more receiving yards:</b>	<b>238 vs. Wake Forest, Travis Rudolph, 2016</b>	<b>215, Samford, Kelvin McKnight, 2018</b>
Caught three touchdowns:	vs. Southern Miss (Independence), Auden Tate, 2017	Louisville, James Quick, 2015
<b>Had two players with 100+ yards receiving:</b>	<b>T. Terry 142 &amp; D. Matthews 133, at NC State, 2018</b>	<b>K. McKnight 215 &amp; A. Harris 122, Samford, 2018</b>
Had three players with 100+ yards receiving:	C. Davis 125, D. Fagg 113 & G. Carr 104, vs. The Citadel, 2005	Never

### TOTAL OFFENSE

Had 500 or more yards:	509 vs. Clemson, Chris Weinke, 2000	532, Arizona State, Jeff Van Raaphorst, 1984
Had 400-499 yards:	400 at NC State, James Blackman, 2018	475, Samford, Devlin Hodges, 2018
<b>QB had 100 yards or more passing AND rushing:</b>	<b>191 pass, 107 rush vs. North Carolina, Jordan Travis, 2020</b>	<b>178 rush, 156 pass, Louisville, Lamar Jackson, 2017</b>

### DEFENSE

Intercepted three or more passes:	4 at Wake Forest, Mario Edwards, 1998	3, Georgia Tech, Brian Wilkins, 1996
<b>Intercepted two passes:</b>	<b>2 vs. Georgia Tech, Asante Samuel Jr., 2020</b>	<b>2, Virginia Tech, Caleb Farley, 2018</b>
Recovered two or more fumbles:	2 vs. Florida, DeMarcus Walker, 2016	2, Boston College, Will Harris, 2017
<b>Forced two or more fumbles:</b>	<b>2 vs. Boise State, Hamsah Nasirildeen, 2019</b>	<b>2, Curtis Ryans, Georgia Tech, 2020</b>
Recorded 4.0 or more sacks:	4.0 vs. Delaware State, Joshua Kaindoh, 2017	4.0, Miami, Greg Rousseau, 2019
Recorded 15 or more tackles:	22 at Boston College, Hamsah Nasirildeen, 2019	15, Duke, Alonzo Saxton, 2017
<b>Returned an interception for a touchdown:</b>	<b>25 yards vs. North Carolina, Joshua Kaindoh, 2020</b>	<b>50 yards, Pitt, Brandon Hill, 2020</b>
Returned a fumble for a touchdown:	16 yards at Florida, Jacob Pugh, 2017	12 yards, Florida, Marcell Harris, 2016
Recorded 4.0 or more tackles for loss in a game:	4.0 at Clemson, Janarius Robinson, 2019	5.0, Miami, Greg Rousseau, 2019

## SPECIAL TEAMS

Scored 13 or more points kicking:	13 vs. NIU, Ricky Aguayo, 2018	16, Wake Forest, Nick Sciba, 2019
Made four or more field goals:	4 at Wake Forest, Ricky Aguayo, 2017	4, Arizona State (Sun), Cristian Zendejas, 2019
Made two field goals of 50 or more yards:	50 & 53 vs. Florida, Dustin Hopkins, 2012	50 & 51, Florida, David Posey, 1975
Made a field goal of 60 or more yards:	60 at Florida, Gary Cismesia, 2007	61, Virginia Tech, Wayne Latimer, 1975
Had a punt of 70 or more yards:	76 at Miami, Sean Liss, 1996	71, Syracuse, Brendan Carney, 2005
<b>Had a punt of 60-69 yards:</b>	<b>61 vs. Florida, Logan Tyler, 2018</b>	<b>61, Jacksonville State, Preston Knight, 2020</b>
Punted nine or more times:	9 at Clemson, Tommy Martin, 2019	9, Wake Forest, Dom Maggio, 2018
<b>Had a punting average of 50 yards or better:</b>	<b>9-451 (50.1) vs. Florida, Logan Tyler, 2018</b>	<b>5-255 (51.0), Pitt, Kirk Christodoulou, 2020</b>
<b>Had 100 or more kickoff return yards:</b>	<b>108 at NC State, Travis Jay, 2020</b>	140, Oklahoma State, Tyreek Hill, 2014
Had a kickoff return for a TD:	100 yard return vs. Auburn, Kermit Whitfield, 2013	97 & 86 yard return, Clemson, Justin Miller, 2004
Had 100 or more punt return yards:	145 at Miami, D.J. Matthews, 2018	130, Louisville, Jaire Alexander, 2016
Had a punt return for a TD:	74 yards at Miami, D.J. Matthews, 2018	69 yards, Louisville, Jaire Alexander, 2016
<b>Blocked a punt:</b>	<b>vs. North Carolina, Marvin Wilson &amp; Ja'Khi Douglas, 2020</b>	Virginia Tech, Chris Cunningham, 2018
<b>Blocked a field goal:</b>	<b>vs. Georgia Tech, Marvin Wilson (2), 2020</b>	Arizona State (Sun), Chase Lucas, 2019
Returned a blocked field goal for touchdown:	63 yards vs. Delaware State, Tarvarus McFadden, 2017	78 yards, Georgia Tech, Lance Austin, 2015
<b>Blocked a PAT:</b>	<b>vs. Georgia Tech, Janarius Robinson, 2020</b>	Syracuse, Josh Black, 2019
<b>Scored a 2-point conversion:</b>	<b>vs. Syracuse, Cam Akers rush, 2019</b>	<b>North Carolina, Garrett Walston pass from Sam Howell, 2020</b>

**BOLD** happened in 2020

RECORDS: PASSING

SINGLE-GAME YARDS

		Opponent	Year	Yards
1.	Chris Weinke	Duke	2000	536
2.	Chris Weinke	Clemson	2000	521
3.	Bill Cappleman	Memphis State	1969	508
4.	Chris Weinke	Miami	2000	496
5.	Peter Tom Willis	Memphis State	1989	482
6.	Thad Busby	NC State	1997	463
7.	Danny Kanell	Virginia	1995	454
8.	Charlie Ward	Florida	1993	446
9.	Jameis Winston	Clemson	2013	444
10.	Chris Weinke	Georgia Tech	2000	443
11.	EJ Manuel	Boston College	2012	439
12.	Bill Cappleman	South Carolina	1968	437
13.	Danny Kanell	Maryland	1994	427
14.	Peter Tom Willis	Nebraska ('90 Fiesta)	1989	422
15.	James Blackman	NC State	2018	421
	Danny Kanell	Florida	1994	421
17.	Deondre Francois	Ole Miss	2016	419
18.	Gary Huff	Houston	1972	409
19.	Jameis Winston	Louisville	2014	401
20.	Thad Busby	Georgia Tech	1997	399

SEASON YARDS

		Year	Yards
1.	Chris Weinke	2000	4167
2.	Jameis Winston	2013	4057
3.	Jameis Winston	2014	3907
4.	EJ Manuel	2012	3392
5.	Deondre Francois	2016	3350
6.	Thad Busby	1997	3317
7.	Drew Weatherford	2005	3208
8.	Peter Tom Willis	1989	3124
9.	Chris Rix	2003	3107
10.	Chris Weinke	1999	3103
11.	Charlie Ward	1993	3032
12.	Danny Kanell	1995	2957
13.	Gary Huff	1972	2893
14.	Danny Kanell	1994	2781
15.	Gary Huff	1971	2736
16.	Chris Rix	2001	2734
17.	Deondre Francois	2018	2731
18.	Christian Ponder	2009	2717
19.	EJ Manuel	2011	2666
20.	Charlie Ward	1992	2647

CAREER YARDS

		Years	Yards
1.	Chris Weinke	1997-2000	9839
2.	Chris Rix	2001-04	8390
3.	Jameis Winston	2013-14	7964
4.	EJ Manuel	2009-12	7736
5.	Drew Weatherford	2005-08	7567
6.	Christian Ponder	2007-10	6872
7.	Gary Huff	1970-72	6378
8.	Danny Kanell	1992-95	6372
9.	Deondre Francois	2016-18	6291
10.	Thad Busby	1994-97	5916
11.	Charlie Ward	1989-93	5747
12.	James Blackman	2017-PR	5445
13.	Bill Cappleman	1967-69	4904
14.	Casey Weldon	1988-91	4628
15.	Peter Tom Willis	1986-89	4291
16.	Jimmy Jordan	1976-79	4144
17.	Chip Ferguson	1985-88	3846
18.	Wally Woodham	1975, 77-79	3550
19.	Kelly Lowrey	1980-83	3469
20.	Steve Tensi	1962-64	3394

Active Leader

Jordan Travis	2019-PR	943
---------------	---------	-----

SINGLE-GAME COMPLETIONS

		Opponent	Year	Comp.
1.	Danny Kanell	Georgia Tech	1995	41
2.	Danny Kanell	Florida	1994	40
3.	Charlie Ward	Florida	1993	38
4.	Chris Weinke	Duke	2000	37
	Kim Hammond	Penn State (Gator)	1967	37
6.	Drew Weatherford	Duke	2007	35
	Drew Weatherford	Virginia	2005	35
8.	Deondre Francois	Ole Miss	2016	33
	Christian Ponder	North Carolina	2009	33
10.	Drew Weatherford	Boston College	2006	32
	Chris Weinke	BYU	2000	32
	Danny Kanell	Virginia	1995	32
13.	Deondre Francois	Samford	2018	31
	Charlie Ward	Notre Dame	1993	31
	Bill Cappleman	Memphis State	1969	31
16.	James Blackman	ULM	2019	30
	Jameis Winston	Syracuse	2014	30
	Drew Weatherford	Troy	2006	30
	Chris Rix	Colorado	2003	30
	Thad Busby	Georgia Tech	1997	30

SEASON COMPLETIONS

		Year	Att.	Comp.
1.	Jameis Winston	2014	467	305
2.	Drew Weatherford	2005	469	276
3.	Chris Weinke	2000	431	266
4.	Charlie Ward	1993	380	264
5.	EJ Manuel	2012	387	263
6.	Danny Kanell	1995	402	257
	Jameis Winston	2013	384	257
8.	Deondre Francois	2016	400	235
	Thad Busby	1997	390	235
10.	Chris Weinke	1999	377	232
11.	Deondre Francois	2018	396	227
	Christian Ponder	2009	330	227
	Danny Kanell	1994	380	227
14.	Chris Rix	2003	382	216
15.	Peter Tom Willis	1989	346	211
16.	Gary Huff	1972	385	206
17.	Charlie Ward	1992	365	204
18.	EJ Manuel	2011	311	203
19.	Casey Weldon	1991	313	189
20.	James Blackman	2019	292	184
	Christian Ponder	2010	299	184
	Gary Huff	1971	327	184

CAREER COMPLETIONS

	Years	Att.	Comp.
1.	Chris Weinke	1997-2000	1107 650
2.	Drew Weatherford	2005-08	1128 644
3.	EJ Manuel	2009-12	897 600
4.	Christian Ponder	2007-10	965 596
5.	Chris Rix	2001-04	1042 575
6.	Jameis Winston	2013-14	851 562
7.	Danny Kanell	1992-95	851 529
8.	Deondre Francois	2016-18	829 481
9.	Charlie Ward	1989-93	759 473
10.	Gary Huff	1970-72	796 436
11.	James Blackman	2017-PR	716 433
12.	Thad Busby	1994-97	715 421
13.	Bill Cappleman	1967-69	636 349
14.	Casey Weldon	1988-91	545 323
15.	Peter Tom Willis	1986-89	500 304
16.	Jimmy Jordan	1976-79	595 298
17.	Chip Ferguson	1985-88	496 281
18.	Wally Woodham	1975, 77-79	476 273
19.	Kelly Lowrey	1980-83	464 252
	Steve Tensi	1962-64	472 252

Active Leader

Jordan Travis	2019-PR	124	65
---------------	---------	-----	----

SEASON TD PASSES

		Year	TDs
1.	Jameis Winston	2013	40
2.	Chris Weinke	2000	33
3.	Danny Kanell	1995	32
4.	Charlie Ward	1993	27
5.	Jameis Winston	2014	25
	Chris Weinke	1999	25
	Thad Busby	1997	25
	Gary Huff	1972	25
	Bill Cappleman	1968	25
10.	Chris Rix	2001	24
11.	EJ Manuel	2012	23
	Chris Rix	2003	23
	Gary Huff	1971	23
14.	Charlie Ward	1992	22
	Casey Weldon	1991	22
16.	Deondre Francois	2016	20
	Christian Ponder	2010	20
	Peter Tom Willis	1989	20
19.	James Blackman	2017	19
	Chris Weinke	1998	19

CAREER TD PASSES

	Years	TDs	
1.	Chris Weinke	1997-2000	79
2.	Jameis Winston	2013-14	65
3.	Chris Rix	2001-04	63
4.	Danny Kanell	1992-95	57
5.	Gary Huff	1970-72	52
6.	Charlie Ward	1989-93	49
7.	EJ Manuel	2009-12	47
8.	Thad Busby	1994-97	46
9.	Christian Ponder	2007-10	45
10.	James Blackman	2017-PR	43
11.	Casey Weldon	1988-91	41
12.	Jimmy Jordan	1976-79	39
	Bill Cappleman	1967-69	39
14.	Drew Weatherford	2004-07	37
15.	Deondre Francois	2016-18	36
16.	Chip Ferguson	1985-88	34
17.	Peter Tom Willis	1986-89	33
18.	Steve Tensi	1962-64	28
19.	Rick Stockstill	1977, 79-81	26
20.	Danny McManus	1984-87	25

Active Leader

Jordan Travis	2019-PR	4
---------------	---------	---

INDIVIDUAL GAME RECORDS

<b>PASSING</b>		
Most Touchdown Passes:	6	Peter Tom Willis vs. Memphis State, 1989
	6	Chris Weinke vs. Maryland, 1999
Passing Yards:	536	Chris Weinke vs. Duke, 2000
Completions:	41	Danny Kanell vs. Georgia Tech, 1995
Attempts:	67	Danny Kanell vs. Virginia, 1995
Completion Pct.	92.6	Jameis Winston at Pitt, 2013
<b>RUSHING</b>		
Most Rushing Yards:	322	Greg Allen vs. Western Carolina, 1981
Most Rushes:	36	Cam Akers vs. ULM, 2019
Rushing TDs:	4	Cam Akers vs. Syracuse, 2019
	4	Dalvin Cook at Syracuse, 2016
	4	Dalvin Cook vs. Clemson, 2016
	4	Antone Smith vs. Miami, 2008
	4	Greg Allen vs. Louisville, 1982
	4	Greg Allen vs. South Carolina, 1982
Most All-Purpose Yards:	417	Greg Allen vs. Western Carolina, 1981
<b>RECEIVING</b>		
Receptions:	16	Ron Sellers vs. South Carolina, 1968
Receiving Yards:	260	Ron Sellers vs. Wake Forest, 1968
Receiving TDs:	5	Ron Sellers vs. Wake Forest, 1968
<b>DEFENSE</b>		
Most Tackles:	29	Dale McCullers vs. Texas A&M, 1968
Most Sacks:	6	Dale McCullers vs. Memphis State, 1967
Most TFLs:	6	Dale McCullers vs. Memphis State, 1967
Interceptions:	4	Mario Edwards vs. Wake Forest, 1998



# RECORDS: RUSHING/RECEIVING

## SINGLE-GAME RUSHING YARDS

		Opponent	Year	Yards
1.	Greg Allen	Western Carolina	1981	322
2.	Dalvin Cook	USF	2016	267
3.	Dalvin Cook	USF	2015	266
4.	Sammie Smith	East Carolina	1987	244
5.	Dalvin Cook	Syracuse	2016	225
6.	Greg Allen	Arizona State	1984	223
7.	Dalvin Cook	Miami	2015	222
8.	Sammie Smith	Tulane	1988	212
	Victor Floyd	South Carolina	1985	212
10.	Sammie Smith	Indiana (All-American)	1986	205
11.	Greg Allen	Louisiana State	1981	202
12.	Greg Allen	Louisiana State	1983	201
	Tony Smith	Oklahoma State (Gator)	1982	201
14.	Cam Akers	Syracuse	2017	199
15.	Chris Thompson	Wake Forest	2012	197
16.	Leon Washington	West Virginia (*05 Gator)	2004	195
17.	Dalvin Cook	Clemson	2015	194
18.	Cam Akers	ULM	2019	193
19.	Greg Jones	Miami	2002	189
	Sammie Smith	Miami	1987	189

## SEASON RUSHING YARDS

Season Rushing Yards		Year	Att.	Yards
1.	Dalvin Cook	2016	288	1765
2.	Dalvin Cook	2015	229	1691
3.	Warrick Dunn	1995	166	1242
4.	Sammie Smith	1987	172	1230
5.	Warrick Dunn	1996	189	1180
6.	Cam Akers	2019	231	1144
7.	Greg Allen	1983	200	1134
8.	Larry Key	1977	239	1117
9.	Warrick Dunn	1994	152	1026
10.	Cam Akers	2017	194	1024
11.	Devonta Freeman	2013	173	1016
12.	Mark Lyles	1979	225	1011
13.	Dalvin Cook	2014	170	1008
14.	Sam Platt	1980	224	983
15.	Amp Lee	1991	186	977
16.	Greg Allen	1984	133	971
17.	Leon Washington	2004	138	951
18.	Hodges Mitchell	1972	192	944
19.	Greg Jones	2002	161	938
20.	Travis Minor	2000	181	923

## CAREER RUSHING YARDS

	Years	Att.	Yards	
1.	Dalvin Cook	2014-16	687	4464
2.	Warrick Dunn	1993-96	575	3959
3.	Greg Allen	1981-84	624	3769
4.	Travis Minor	1997-2000	664	3218
5.	Larry Key	1974-77	625	2953
6.	Cam Akers	2017-19	586	2874
7.	Sammie Smith	1985-88	411	2539
8.	Greg Jones	2000-03	480	2535
9.	Lorenzo Booker	2003-06	477	2389
10.	Devonta Freeman	2011-13	404	2255
	Antone Smith	2005-08	493	2255
12.	Mark Lyles	1976-79	515	2218
13.	Sean Jackson	1990-93	347	2133
14.	Amp Lee	1989-91	405	2092
15.	Jermaine Thomas	2008-11	379	2083
16.	Leon Washington	2001-05	369	2078
17.	Dexter Carter	1986-89	327	1788
18.	Jacques Patrick	2015-PR	356	1738
19.	Chris Thompson	2009-12	277	1735
20.	Tom Bailey	1968-70	381	1714

### Active Leader

**Jordan Travis**      **2019-PR**      **108**      **697**

## SEASON RUSHING TOUCHDOWNS

		Year	TDs
1.	Greg Allen	1982	20
2.	Dalvin Cook	2016	19
	Dalvin Cook	2015	19
4.	Amp Lee	1990	16
5.	Antone Smith	2008	15
	Dayne Williams	1987	15
7.	Cam Akers	2019	14
	Devonta Freeman	2013	14
9.	Warrick Dunn	1995	13
	Greg Allen	1983	13
11.	Warrick Dunn	1996	12
	Pooh Bear Williams	1995	12
13.	Karlos Williams	2014	11
	Karlos Williams	2013	11
	James Wilder Jr.	2012	11
	Zack Crockett	1994	11
	Amp Lee	1991	11
18.	Jermaine Thomas	2009	9
	Travis Minor	1997	9
	Rock Preston	1994	9
	William Floyd	1992	9

## CAREER RUSHING TOUCHDOWNS

Career Rushing Touchdowns		Years	TDs
1.	Dalvin Cook	2014-16	46
2.	Greg Allen	1981-84	44
3.	Warrick Dunn	1993-96	37
4.	Devonta Freeman	2011-13	30
	Amp Lee	1989-91	30
6.	Travis Minor	1997-2000	28
7.	Cam Akers	2017-19	27
8.	Antone Smith	2005-08	26
9.	Dayne Williams	1986-88	24
10.	Greg Jones	2000-03	23
11.	Karlos Williams	2013-14	22
12.	James Wilder Jr.	2011-13	20
	Mark Lyles	1976-79	20
14.	Jermaine Thomas	2008-11	19
15.	Lonnie Pryor	2009-12	18
16.	Jacques Patrick	2015-PR	17
	Rock Preston	1994-96	17
	Pooh Bear Williams	1993, 95-96	17
	Dexter Carter	1986-89	17
20.	William McCray	1997-2001	16
	William Floyd	1991-93	16

### Active Leader

**Jordan Travis**      **2019-PR**      **9**

## SINGLE-GAME RECEIPTS

		Opponent	Year	Rec.
1.	Ron Sellers	South Carolina	1968	16
2.	Ron Sellers	Wake Forest	1968	14
	Ron Sellers	Houston	1968	14
	Ron Sellers	Penn State (Gator)	1967	14
5.	Travis Rudolph	Wake Forest	2016	13
	Rashad Greene	Virginia	2014	13
	Lawrence Dawsey	Miami	1990	13
	Kent Gaydos	Houston	1969	13
	Ron Sellers	Memphis State	1968	13
	Ron Sellers	Alabama	1967	13
	Ron Sellers	Virginia Tech	1966	13
	Fred Biletnikoff	Oklahoma (*65 Gator)	1964	13

## SEASON RECEIPTS

		Year	Rec.
1.	Rashad Greene	2014	99
2.	Ron Sellers	1968	86
3.	Rashad Greene	2013	76
4.	Kez McCorvey	1993	74
5.	Peter Warrick	1999	71
	Andre Cooper	1995	71
7.	Ron Sellers	1967	70
8.	Barry Smith	1972	69
9.	Anquan Boldin	2002	65
	Lawrence Dawsey	1990	65
11.	Snoop Minnis	2000	63
12.	Preston Parker	2007	62
	Rhett Dawson	1971	62
14.	Rod Owens	2009	61
	Peter Warrick	1998	61
16.	Tamorrion Terry	2019	60
	Bert Reed	2009	60
	E.G. Green	1995	60
19.	Travis Rudolph	2015	59
	Kez McCorvey	1994	59

## CAREER RECEIPTS

		Years	Rec.
1.	Rashad Greene	2011-14	270
2.	Ron Sellers	1966-68	212
3.	Peter Warrick	1996-99	207
4.	Kez McCorvey	1991-94	189
5.	Bert Reed	2008-11	170
6.	E.G. Green	1994-97	166
7.	Travis Rudolph	2014-16	153
8.	Greg Carr	2005-08	148
9.	Chris Davis	2003-06	137
10.	Mike Shumann	1973-75, 77	134
11.	Jesus Wilson	2013-16	133
12.	De'Cody Fagg	2004-07	132
	Andre Cooper	1993-96	132
	Warrick Dunn	1993-96	132
15.	Lawrence Dawsey	1987-90	128
	Rhett Dawson	1969-71	128
17.	Nyqwan Murray	2015-PR	124
	Kenny Shaw	2010-13	124
19.	Craphonso Thorpe	2001-04	123
20.	Barry Smith	1970-72	119

### Active Leader

**Ontaria Wilson**      **2017-PR**      **53**

## SINGLE GAME RECEIVING YARDS

GENUINE SHINE RECEIVING YARDS			
	Opponent	Year	Yards
1.	Ron Sellers	Wake Forest	1968 260
2.	Ron Sellers	South Carolina	1968 259
3.	Peter Warrick	Clemson	1997 249
4.	Travis Rudolph	Wake Forest	2016 238
5.	Ron Sellers	Virginia Tech	1967 229
6.	Ron Sellers	Memphis State	1968 218
7.	Craphonso Thorpe	Notre Dame	2003 217
8.	Ron Sellers	Houston	1968 214
9.	Kelvin Benjamin	Florida	2013 212
10.	Kez McCorvey	Duke	1994 207
11.	Craphonso Thorpe	Colorado	2003 205
12.	Rashad Greene	Oklahoma State	2014 203
13.	Travis Rudolph	Houston (Peach)	2015 201
14.	Rod Owens	North Carolina	2009 199
15.	Javon Walker	Virginia Tech	2001 195
16.	Fred Biletnikoff	Oklahoma (*65 Gator)	1964 192
17.	Travis Rudolph	Syracuse	2015 191
18.	Peter Warrick	Miami	1998 190
19.	Snoop Minnis	Florida	2000 187
20.	E.G. Green	NC State	1997 184

## SEASON RECEIVING YARDS

Season Receiving Yards		Year	Yards
1.	Ron Sellers	1968	1496
2.	Rashad Greene	2014	1365
3.	Snoop Minnis	2000	1340
4.	Barry Smith	1972	1243
5.	Peter Warrick	1998	1232
6.	Ron Sellers	1967	1228
7.	Tamorrion Terry	2019	1188
8.	Rashad Greene	2013	1128
9.	E.G. Green	1997	1059
10.	Kelvin Benjamin	2013	1011
	Anquan Boldin	2002	1011
12.	E.G. Green	1995	1007
13.	Andre Cooper	1995	1002
14.	Lawrence Dawsey	1990	999
15.	Craphonso Thorpe	2003	994
16.	Fred Biletnikoff	1964	987
17.	Kez McCorvey	1993	966
18.	Rhett Dawson	1970	946
19.	Javon Walker	2001	944
20.	Peter Warrick	1999	934

RECORDS: RECEIVING/DEFENSE

CAREER RECEIVING YARDS

	Years	Yards
1. Rashad Greene	2011-14	3830
2. Ron Sellers	1966-68	3598
3. Peter Warrick	1996-99	3517
4. E.G. Green	1994-97	2920
5. Kez McCorvey	1991-94	2660
6. Greg Carr	2005-08	2574
7. Barry Smith	1970-72	2392
8. Travis Rudolph	2014-16	2311
9. Mike Shumann	1973-75, 77	2306
10. Tamorrion Terry	2017-PR	2221
11. Craphonso Thorpe	2001-04	2153
12. Lawrence Dawsey	1987-90	2129
13. Jessie Hester	1981-84	2100
14. Snoop Minnis	1997-2000	2098
15. Bert Reed	2008-11	2022
16. Kenny Shaw	2010-13	1919
17. Rhett Dawson	1969-71	1915
18. Chris Davis	2003-06	1842
19. Nyqwan Murray	2015-PR	1819
20. Andre Cooper	1993-96	1810

Active Leader

Ontaria Wilson	2017-PR	594
----------------	---------	-----

SEASON TD CATCHES

	Year	TDs
1. Andre Cooper	1995	15
2. Kelvin Benjamin	2013	15
3. Anquan Boldin	2002	13
Barry Smith	1972	13
5. Greg Carr	2006	12
Peter Warrick	1998	12
Ron Sellers	1968	12
8. Craphonso Thorpe	2003	11
Talman Gardner	2001	11
Snoop Minnis	2000	11
E.G. Green	1997	11
Fred Biletnikoff	1964	11
13. Auden Tate	2017	10
Atrewns Bell	2000	10
E.G. Green	1995	10
16. Tamorrion Terry	2019	9
Rashad Greene	2013	9
Greg Carr	2005	9
Lawrence Dawsey	1988	9
Jessie Hester	1984	9

CAREER TD CATCHES

	Year	TDs
1. Peter Warrick	1996-99	31
2. Rashad Greene	2011-14	29
Greg Carr	2005-08	29
E.G. Green	1994-97	29
5. Barry Smith	1970-72	25
6. Andre Cooper	1993-96	24
7. Ron Sellers	1966-68	23
8. Anquan Boldin	1999-2002	21
Jessie Hester	1981-84	21
10. Lawrence Dawsey	1987-90	20
11. Talman Gardner	1999-2002	19
Kelvin Benjamin	2012-13	19
13. Tamorrion Terry	2017-PR	18
Travis Rudolph	2014-16	18
Craphonso Thorpe	2001-04	18
16. Snoop Minnis	1999-2000	17
Terry Anthony	1986-89	17
Hassan Jones	1982-85	17
Nick O'Leary	2011-14	17
20. Auden Tate	2015-17	16
Kez McCorvey	1991-94	16
Mike Shumann	1973-75, 77	16
Fred Biletnikoff	1962-64	16

Active Leader

Keyshawn Helton	2018-PR	6
-----------------	---------	---

SEASON TACKLES

	Year	Solo	Ast	Total
1. Aaron Carter	1977	82	99	181
2. Dale McCullers	1967	108	72	180
3. Reggie Herring	1980	92	78	170
4. Dale McCullers	1968	102	61	163
5. Henry Taylor	1984	80	79	159
6. Jimmy Heggins	1977	67	90	157
7. Paul McGowan	1987	97	53	150
8. Tommy Young	1982	77	72	149
9. Ken Roe	1983	82	64	146
10. Aaron Carter	1975	68	77	145
Ken Roe	1982	74	71	145
Kirk Carruthers	1989	77	68	145
13. Reggie Herring	1979	70	74	144
14. Reggie Herring	1978	70	67	137
15. Paul McGowan	1985	80	56	136
16. Bill Lohse	1970	81	54	135
Aaron Carter	1976	76	59	135
18. Marvin Jones	1990	73	60	133
19. Robert McEachern	1970	64	68	132
Ron Hester	1981	75	57	132

CAREER TACKLES

	Years	Total
1. Aaron Carter	1974-77	512
2. Reggie Herring	1977-80	452
3. Paul McGowan	1984-87	446
4. Kirk Carruthers	1988-91	435
5. Ron Simmons	1977-80	383
6. Ken Roe	1980-83	379
7. Marvin Jones	1990-92	369
8. Daryl Bush	1994-97	361
9. Kendyll Pope	2000-03	352
10. Henry Taylor	1981-84	344
11. Dale McCullers	1966-68	343
12. Michael Boulware	2000-03	340
Paul Piurowski	1977-80	340
14. Bradley Jennings	1998-2001	339
15. Sam Cowart	1993-97	338
16. Fred Jones	1983-86	326
17. Nigel Bradham	2008-11	306
18. Scott Warren	1976-79	300
19. Tommy Polley	1996-2000	289
20. Jimmy Heggins	1974-77	288

Active Leader

Hamsah Nasirildeen	2017-PR	225
--------------------	---------	-----

SEASON QUARTERBACK SACKS

	Year	Sacks
1. Peter Boulware	1996	19.0
2. DeMarcus Walker	2016	16.0
Andre Wadsworth	1997	16.0
4. Brandon Jenkins	2010	13.5
Everette Brown	2008	13.5
Reinard Wilson	1996	13.5
7. Bjoern Werner	2012	13.0
Alonzo Jackson	2002	13.0
9. Jamal Reynolds	2000	12.0
Ron Simmons	1977	12.0

CAREER QUARTERBACK SACKS

	Years	Sacks
1. Reinard Wilson	1993-96	35.5
2. Peter Boulware	1994-96	34.0
3. DeMarcus Walker	2013-16	28.5
4. Ron Simmons	1977-80	25.0
5. Brian Burns	2016-18	24.0
6. Bjoern Werner	2010-12	23.5
Jamal Reynolds	1997-2000	23.5
8. Everette Brown	2006-08	23.0
Alonzo Jackson	1999-2002	23.0
Andre Wadsworth	1994-97	23.0

Active Leader

Marvin Wilson	2017-PR	9.5
---------------	---------	-----

SEASON TACKLES FOR LOSS

	Year	TfLs
1. Brodrick Bunkley	2005	25.0
2. Darnell Dockett	2001	22.0
3. DeMarcus Walker	2016	21.5
Brandon Jenkins	2010	21.5
Everette Brown	2008	21.5
6. Corey Simon	1999	21.0
7. Darnell Dockett	2000	19.0
David Warren	2000	19.0
Andre Wadsworth	1997	19.0
10. Alonzo Jackson	2002	18.5

CAREER TACKLES FOR LOSS

	Years	TfLs
1. Darnell Dockett	2000-03	65.0
2. Everette Brown	2006-08	46.5
3. DeMarcus Walker	2013-16	45.0
4. Corey Simon	1996-99	44.0
Ron Simmons	1977-80	44.0
6. Travis Johnson	2001-04	42.5
7. Kevin Emanuel	2000-03	41.0
8. Brian Burns	2016-PR	39.5
Brandon Jenkins	2009-12	37.5
10. Brodrick Bunkley	2002-05	37.0

Active Leader

Janarius Robinson	2016-PR	20.5
-------------------	---------	------

SEASON INTERCEPTIONS

	Year	Ints
1. Terrell Buckley	1991	12
2. Tarvarus McFadden	2016	8
Monk Bonasorte	1979	8
Curt Campbell	1951	8
5. Samari Rolle	1997	7
Corey Sawyer	1992	7
LeRoy Butler	1989	7
8. Patrick Robinson	2007	6
Tay Cody	2000	6
Mario Edwards	1998	6
Corey Sawyer	1993	6
Terrell Buckley	1990	6
Larry Harris	1982	6
Bobby Butler	1979	6
J.T. Thomas	1970	6
Winfred Bailey	1964	6
Bud Whitehead	1959	6
Lee Corso	1954	6
Tom Feamster	1954	6
Tommy Brown	1952	6
Ted Hewitt	1949	6

CAREER INTERCEPTIONS

	Years	Ints
1. Terrell Buckley	1989-91	21
2. Monk Bonasorte	1977-80	15
3. Deion Sanders	1985-88	14
Lee Corso	1953-56	14
5. Corey Sawyer	1991-93	13
6. Tay Cody	1997-2000	12
Samari Rolle	1994-97	12
Brian McCrary	1981-84	12
Keith Jones	1978-80	12
Curt Campbell	1950-52	12

Active Leader

Asante Samuel, Jr.	2018-PR	4
--------------------	---------	---

SEASON STATS: GAME-BY-GAME STARTS

	GT	UM	JSU	ND	UNC	UL	UP	NCS	UVA	DU
QB	Blackman	Blackman	Rodemaker	Travis	Travis	Travis	Travis	Purdy		
RB	Corbin	Corbin	Corbin	Corbin	Corbin	Webb	Corbin	Corbin		
WR	Terry	Travis	Terry	Terry	W. Thompson	J. Young	Terry	Helton		
WR	W. Thompson	W. Thompson	O. Wilson	O. Wilson	O. Wilson	O. Wilson	O. Wilson	O. Wilson		
WR	Webb (TB)	O. Wilson	Daniel (TE)	Toafili (TB)	Webb (TB)	Daniel (TE)	J. Young	J. Douglas		
TE	McDonald	McDonald	McDonald	McDonald	McDonald	McDonald	McDonald	McDonald		
LT	Washington	Washington	Washington	Love-Taylor	Love-Taylor	Love-Taylor	Love-Taylor	Washington		
LG	Lucas	Lucas	Boselli	Lucas	Lucas	Lucas	Lucas	Shrader		
C	Smith	Smith	Johnson	Smith	Smith	Smith	Smith	Smith		
RG	Johnson	Johnson	Love-Taylor	Johnson	Johnson	Johnson	Johnson	Johnson		
RT	Love-Taylor	Love-Taylor	R. Scott, Jr.	R. Scott, Jr.	R. Scott, Jr.	R. Scott, Jr.	R. Scott, Jr.	R. Scott, Jr.		
DE	Kaindoh	Jay (FS)	Kaindoh	Kaindoh	Kaindoh	Kaindoh	Kaindoh	Kaindoh		
DT	M. Wilson	M. Wilson	Durden	M. Wilson	M. Wilson	M. Wilson	Briggs, Jr.	Briggs, Jr.		
NG	Cooper	Cooper	Lovett	Lovett	Durden	Durden	Cooper	Cooper		
FOX	J. Robinson	J. Robinson	J. Robinson	J. Robinson	J. Robinson	J. Robinson	J. Robinson	J. Robinson		
WLB	Rice	McRae	Rice	Rice	Rice	Rice	Rice	Rice		
MLB	Warner III	Warner III	Warner III	Warner III	Dix, Jr.	Dix, Jr.	Dix, Jr.	Dix, Jr.		
STUD	DeLoach	Gainer	Gainer	Gainer	Brownlee (DB)	Gainer	Brownlee (DB)	Gainer		
CB	Samuel, Jr.	Samuel, Jr.	Samuel, Jr.	Samuel, Jr.	Samuel, Jr.	Samuel, Jr.	Samuel, Jr.	Samuel, Jr.		
FS	Green	Green	Green	Green	Green	Woodie III	Woodie III	Nasirildeen		
BUCK	Lars-Woodbey	Lars-Woodbey	Lars-Woodbey	Lars-Woodbey	Lars-Woodbey	Lars-Woodbey	Gant	Gant		
CB	Jones	Ak. Dent	Ak. Dent	Ak. Dent	Ak. Dent	Ak. Dent	Jones	Brownlee		
PK	Grothaus	Fitzgerald	Fitzgerald	Fitzgerald	Fitzgerald	Grothaus	Grothaus	Grothaus		
LS	Murray	Murray	Murray	Murray	Murray	Murray	Murray	Murray		
DS	Murray	Glennon	Glennon	Glennon	Glennon	Glennon	Glennon	Glennon		
H	Martin	Martin	Martin	Martin	Martin	Martin	Martin	Martin		
KO	Grothaus	Grothaus	Grothaus	Grothaus	Grothaus	Grothaus	Grothaus	Grothaus		
P	Mastromanno	Mastromanno	Mastromanno	Mastromanno	Mastromanno	Mastromanno	Mastromanno	Mastromanno		

GAME CAPTAINS/COIN TOSS

Georgia Tech	DT Marvin Wilson DE Joshua Kaindoh OL Devontay Love-Taylor LB Leonard Warner III	FSU wins toss Defers to 2H
at Miami	DT Marvin Wilson DB Renardo Green RG Baveon Johnson	FSU wins toss Defers to 2H
Jacksonville State	TE Camren McDonald LB Amari Gainer DB Renardo Green DB Asante Samuel, Jr.	FSU wins toss Defers to 2H
at Notre Dame	DB Asante Samuel, Jr. DB Jaiden Lars-Woodbey OL Devontay Love-Taylor	FSU wins toss Defers to 2H
North Carolina	DB Asante Samuel, Jr. OL Devontay Love-Taylor TE Wyatt Rector	FSU wins toss Defers to 2H
at Louisville	DT Marvin Wilson	Louisville wins toss Defers to 2H
Pitt	DB Asante Samuel, Jr. LB DeCalon Brooks OL Devontay Love-Taylor TE Camren McDonald LB Emmett Rice	FSU wins toss Defers to 2H
at NC State	DB Hamsah Nasirildeen	FSU wins toss Defers to 2H
Virginia		
at Duke		

BOLD-Midfield Representative

TD BREAKDOWN

Total Touchdowns in 2020	22	TDs by Yardage
Offensive	21	0-9 Yards 9
Rushing	13	10-19 Yards 5
Passing	8	20-39 Yards 4
Defensive	1	40-49 Yards 2
Interception	1	50-99 Yards 2
Fumble	–	
Special Teams	–	TD Drives by Plays
Punt Return	–	0-3 Plays 4
Kickoff Return	–	4-6 Plays 3
		7-9 Plays 6
		10+ Plays 8
Longest Touchdown		TD Drives by Distance
88 yards		0-19 Yards 1
Jordan Travis run	Pitt	20-39 Yards 1
PLAYS: Longest		40-59 Yards 1
15 plays - 6:32 - 76 yards		60-79 Yards 14
Jordan Travis 4-yd pass to Ontaria Wilson	at Louisville	80-99 Yards 4
PLAYS: Shortest		TD Drives by Time
1 play - 23 yards - 0:07		:00-:59 3
Jordan Travis 23-yd run	North Carolina	1:00-1:59 4
TIME: Longest		2:00-3:59 9
6:32 - 15 plays - 76 yards		4:00+ 5
Jordan Travis 4-yd pass to Ontaria Wilson	at Louisville	
TIME: Shortest		
0:07 - 1 play - 23 yards		
Jordan Travis 23-yd run	North Carolina	
YARDS: Longest		
95 yards - 3 plays - 1:07		
Jordan Travis 88-yd run	Pitt	
YARDS: Shortest		
19 yards - 3 plays - 1:13		
Jordan Travis 4-yd run	at Notre Dame	



## SCORING DRIVES: FSU

Opp.	Plays	Yards	TOP	Result	Qtr.	Time	How Scored	QB
Ga. Tech	7	52	2:07	TD	1	8:05	Helton 3-yd rec	Blackman
Ga. Tech	11	61	4:49	FG	1	1:36	Grothaus 37-yd	Blackman
Ga. Tech	13	35	5:03	FG	3	1:04	Grothaus 53-yd	Blackman
Miami	14	68	4:41	FG	1	5:12	Fitzgerald 26-yd	Blackman
Miami	12	79	4:03	TD	3	10:57	McDonald 12-yd rec	Blackman
JSU	7	73	3:19	TD	2	7:15	Helton 41-yd rec	Travis
JSU	13	75	3:51	TD	2	0:39	Travis 1-yd run	Travis
JSU	3	63	0:55	TD	3	13:58	Webb 15-yd run	Travis
JSU	12	78	4:09	TD	3	5:41	Toafili 13-yd run	Travis
JSU	10	90	3:35	TD	3	0:16	Webb 6-yd run	Travis
JSU	11	88	6:23	TD	4	2:18	Corbin 2-yd run	Travis
ND	4	8	2:07	FG	1	12:03	Fitzgerald 42-yd	Travis
ND	3	19	1:13	TD	1	2:51	Travis 4-yd run	Travis
ND	4	71	1:13	TD	1	0:38	Terry 48-yd rec	Travis
ND	13	67	4:08	FG	2	1:17	Fitzgerald 26-yd	Travis
ND	7	75	2:35	TD	3	12:25	Webb 7-yd run	Travis
UNC	1	23	0:07	TD	1	12:40	Travis 23-yd run	Travis
UNC	8	91	2:57	FG	2	12:59	Fitzgerald 24-yd	Travis
UNC	9	75	3:38	TD	2	3:29	Travis 1-yd run	Travis
UNC	-	-	-	TD	2	2:46	Kaindoh 25-yd INT return	-
UNC	5	75	0:45	TD	2	0:17	McDonald 12-yd rec	Travis
UL	7	65	2:30	TD	1	12:30	Travis 15-yd run	Travis
UL	15	76	6:32	TD	2	6:15	O. Wilson 4-yd rec	Travis
UL	-	-	-	SAF	3	2:01	Rice safety	-
PITT	10	75	3:03	TD	1	9:28	Rector 1-yd run	Travis
PITT	3	95	1:07	TD	1	5:11	Travis 88-yd run	Travis
PITT	6	40	1:26	FG	2	0:00	Grothaus 47-yd	Travis
NCS	11	46	5:07	FG	2	8:11	Grothaus 48-yd	Purdy
NCS	12	68	5:12	TD	3	5:14	Corbin 28-yd run	Purdy
NCS	4	80	1:32	TD	4	9:54	O. Wilson 69-yd rec	Purdy
NCS	7	74	2:47	TD	4	1:41	W. Thompson 24-yd rec	Purdy

## SCORING DRIVES: OPPONENT

Opp.	Plays	Yards	TOP	Result	Qtr.	Time	How Scored	QB
Ga. Tech	14	80	4:35	TD	3	6:13	Mason 19-yd run	Sims
Ga. Tech	8	72	2:40	TD	4	13:17	Carter 15-yd rec	Sims
Ga. Tech	4	(-4)	1:50	FG	4	8:56	Kelley 32-yd	Sims
Miami	13	75	5:07	TD	1	9:53	Jordan 24-yd rec	King
Miami	15	79	4:53	TD	1	0:19	Harris 3-yd run	King
Miami	3	57	0:59	TD	2	12:36	Harris 12-yd run	King
Miami	3	52	1:04	TD	2	10:17	Wiggins 40-yd rec	King
Miami	11	70	4:49	TD	2	3:37	Chaney 2-yd run	King
Miami	8	38	0:44	FG	2	0:00	Borregales 30-yd	King
Miami	12	80	5:39	TD	4	14:57	Chaney 5-yd run	King
Miami	9	67	4:33	TD	4	6:30	Redding 7-yd rec	Perry
JSU	-	-	-	TD	1	10:54	Fuqua 13-yd INT return	-
JSU	6	69	2:45	TD	1	5:08	Samuel 20-yd run	Cooper
JSU	6	60	2:45	TD	2	4:30	Cooper 2-yd run	Cooper
JSU	9	71	4:01	FG	3	9:57	Karajic 21-yd	Cooper
ND	3	75	1:20	TD	1	10:43	Mayer 8-yd rec	Book
ND	5	76	2:19	TD	1	6:10	Williams 46-yd run	Book
ND	8	75	3:11	TD	2	12:27	Williams 1-yd run	Book
ND	4	81	1:50	TD	2	5:25	Tyree 45-yd run	Book
ND	8	57	0:58	TD	2	0:11	Lenzy 6-yd rec	Book
ND	8	73	3:39	TD	3	8:40	Book 3-yd run	Book
UNC	8	75	1:44	TD	2	1:02	Williams 1-yd run	Howell
UNC	4	49	1:20	TD	3	4:07	Williams 38-yd rec	Howell
UNC	5	84	2:14	TD	3	0:01	Corrales 33-yd rec	Howell
UNC	7	80	1:42	TD	4	4:58	Brown 25-yd rec	Howell
UL	4	77	2:01	TD	1	10:29	Hawkins 9-yd run	Cunningham
UL	1	70	0:13	TD	1	8:37	Hawkins 70-yd run	Cunningham
UL	6	94	2:19	TD	1	2:54	Pfeifer 13-yd rec	Cunningham
UL	7	68	3:31	TD	2	12:47	Atwell 58-yd rec	Cunningham
UL	11	65	4:31	FG	2	1:44	Turner 28-yd	Cunningham
UL	9	78	2:50	TD	3	8:44	Hawkins 10-yd run	Cunningham
UL	7	32	1:56	FG	4	14:15	Turner 39-yd	Cunningham
UL	5	55	2:59	TD	4	7:00	Atwell 2-yd run	Pass
PITT	7	49	2:22	FG	1	12:31	Kessman 51-yd	Pickett
PITT	4	32	1:03	TD	1	2:09	Patti 1-yd run	Pickett
PITT	4	41	1:41	TD	2	5:57	Patti 2-yd run	Pickett
PITT	3	47	1:04	TD	2	2:35	Pickett 10-yd run	Pickett
PITT	2	20	0:44	TD	3	13:32	Davis 4-yd run	Pickett
PITT	13	78	7:05	FG	4	12:01	Kessman 19-yd	Pickett
PITT	-	-	-	TD	4	6:25	Hill 50-yd INT return	-
NCS	12	75	4:59	TD	1	10:01	Emezie 21-yd rec	Hockman
NCS	5	31	1:42	TD	2	13:18	Thomas 10-yd rec	Hockman
NCS	8	65	2:08	TD	2	1:32	Hockman 4-yd run	Hockman
NCS	7	50	2:05	TD	3	10:34	Knight 18-yd run	Hockman
NCS	5	45	1:24	TD	3	2:09	Thomas 24-yd rec	Hockman
NCS	10	60	5:19	FG	4	4:35	Dunn 32-yd	Hockman

# 2020 STATS

## 2020 Florida State Football Florida State Overall Team Statistics (as of Nov 16, 2020) All games

Team Statistics	FS	OPP
SCORING	176	289
Points Per Game	22.0	36.1
Points Off Turnovers	38	55
FIRST DOWNS	161	190
Rushing	83	76
Passing	65	90
Penalty	13	24
RUSHING YARDAGE	1475	1548
Yards gained rushing	1764	1690
Yards lost rushing	289	142
Rushing Attempts	309	299
Average Per Rush	4.8	5.2
Average Per Game	184.4	193.5
TDs Rushing	13	22
PASSING YARDAGE	1573	2166
Comp-Att-Int	145-271-12	176-259-5
Average Per Pass	5.8	8.4
Average Per Catch	10.8	12.3
Average Per Game	196.6	270.8
TDs Passing	8	14
TOTAL OFFENSE	3048	3714
Total Plays	580	558
Average Per Play	5.3	6.7
Average Per Game	381.0	464.2
KICK RETURNS: #-Yards	27-569	15-324
PUNT RETURNS: #-Yards	7-60	13-68
INT RETURNS: #-Yards	5-99	12-141
KICK RETURN AVERAGE	21.1	21.6
PUNT RETURN AVERAGE	8.6	5.2
INT RETURN AVERAGE	19.8	11.8
FUMBLES-LOST	10-3	9-5
PENALTIES-Yards	74-643	60-537
Average Per Game	80.4	67.1
PUNTS-Yards	35-1523	25-1020
Average Per Punt	43.5	40.8
Net punt average	41.0	38.4
KICKOFFS-Yards	36-2171	54-3388
Average Per Kick	60.3	62.7
Net kick average	39.5	40.6
TIME OF POSSESSION/Game	30:43	29:17
3RD-DOWN Conversions	45/123	48/99
3rd-Down Pct	37%	48%
4TH-DOWN Conversions	14/26	4/11
4th-Down Pct	54%	36%
SACKS BY-Yards	9-52	28-209
MISC YARDS	8	0
TOUCHDOWNS SCORED	22	38
FIELD GOALS-ATTEMPTS	8-13	8-14
ON-SIDE KICKS	0-1	0-0
RED-ZONE SCORES	(19-26) 73%	(33-39) 85%
RED-ZONE TOUCHDOWNS	(15-26) 58%	(26-39) 67%
PAT-ATTEMPTS	(18-19) 95%	(35-36) 97%
ATTENDANCE	65711	38712
Games/Avg Per Game	4/16428	4/9678
Neutral Site Games		0/0

Score by Quarters	1st	2nd	3rd	4th	OT	Total
Florida State	58	54	44	20	0	176
Opponents	80	97	59	53	0	289

# 2020 STATS

## 2020 Florida State Football Florida State Overall Individual Statistics (as of Nov 16, 2020) All games

<b>Rushing</b>	gp	att	gain	loss	net	avg	td	lg	avg/g
Jordan Travis	7	85	569	100	469	5.5	6	88	67.0
La'Damian Webb	7	69	392	23	369	5.3	3	54	52.7
Jashaun Corbin	8	65	340	11	329	5.1	2	28	41.1
Lawrance Toafili	7	30	247	8	239	8.0	1	49	34.1
Chubba Purdy	3	19	78	21	57	3.0	0	21	19.0
Ontaria Wilson	8	4	33	1	32	8.0	0	13	4.0
Ja'Khi Douglas	7	4	11	1	10	2.5	0	5	1.4
Wyatt Rector	8	1	1	0	1	1.0	1	1	0.1
Keyshawn Helton	8	1	0	0	0	0.0	0	0	0.0
Tamorriion Terry	5	2	4	4	0	0.0	0	4	0.0
TEAM	7	3	0	7	-7	-2.3	0	0	-1.0
James Blackman	4	18	64	75	-11	-0.6	0	16	-2.8
Tate Rodemaker	3	8	25	38	-13	-1.6	0	17	-4.3
Total	8	309	1764	289	1475	4.8	13	88	184.4
Opponents	8	299	1690	142	1548	5.2	22	70	193.5

<b>Passing</b>	gp	effic	comp-att-int	pct	yds	td	lg	avg/g
Jordan Travis	7	119.27	59-113-5	52.2	864	4	58	123.4
James Blackman	4	97.82	43-76-3	56.6	366	2	27	91.5
Chubba Purdy	3	94.33	27-53-1	50.9	219	2	69	73.0
Tate Rodemaker	3	78.52	16-26-3	61.5	124	0	23	41.3
TEAM	7	0.00	0-3-0	0.0	0	0	0	0.0
Total	8	103.15	145-271-12	53.5	1573	8	69	196.6
Opponents	8	152.18	176-259-5	68.0	2166	14	66	270.8

<b>Receiving</b>	gp	no.	yds	avg	td	lg	avg/g
Ontaria Wilson	8	28	332	11.9	2	69	41.5
Tamorriion Terry	5	23	289	12.6	1	48	57.8
Camren McDonald	8	22	248	11.3	2	30	31.0
Jashaun Corbin	8	16	99	6.2	0	18	12.4
Keyshawn Helton	8	14	119	8.5	2	41	14.9
Lawrance Toafili	7	9	94	10.4	0	31	13.4
La'Damian Webb	7	9	68	7.6	0	13	9.7
Jordan Young	7	7	85	12.1	0	20	12.1
Warren Thompson	6	5	104	20.8	1	33	17.3
Ja'Khi Douglas	7	4	39	9.8	0	17	5.6
Kentron Poitier	5	3	31	10.3	0	14	6.2
Preston Daniel	8	2	45	22.5	0	36	5.6
Darion Williamson	2	2	15	7.5	0	8	7.5
Jordan Travis	7	1	5	5.0	0	5	0.7
Total	8	145	1573	10.8	8	69	196.6
Opponents	8	176	2166	12.3	14	66	270.8

<b>Punt Returns</b>	no.	yds	avg	td	lg
Keyshawn Helton	4	20	5.0	0	8
Travis Jay	2	20	10.0	0	16
Ja'Khi Douglas	1	2	2.0	0	0
DeCalon Brooks	0	18	0.0	0	18
Total	7	60	8.6	0	18
Opponents	13	68	5.2	0	23

<b>Interceptions</b>	no.	yds	avg	td	lg
Asante Samuel	3	74	24.7	0	38
Joshua Kaindoh	1	25	25.0	1	25
Jarvis Brownlee	1	0	0.0	0	0
Total	5	99	19.8	1	38
Opponents	12	141	11.8	2	50

<b>Kick Returns</b>	no.	yds	avg	td	lg
Travis Jay	9	204	22.7	0	31
Ja'Khi Douglas	8	158	19.8	0	28
Keyshawn Helton	5	130	26.0	0	37
Corey Wren	3	45	15.0	0	22
Jashaun Corbin	2	32	16.0	0	21
Total	27	569	21.1	0	37
Opponents	15	324	21.6	0	36

<b>Fumble Returns</b>	no.	yds	avg	td	lg
Total	0	0	0.0	0	0
Opponents	1	19	19.0	0	19



## 2020 STATS

**2020 Florida State Football**  
**Florida State Overall Individual Statistics (as of Nov 16, 2020)**  
**All games**

Scoring	td	fg	PAT				dxd	saf	pts
			kick	rush	rcv	pass			
Jordan Travis	6	-	-	-	-	0-1	-	-	36
Ryan Fitzgerald	-	4-7	12-13	-	-	-	-	-	24
La'Damian Webb	3	-	-	-	-	-	-	-	18
Parker Grothaus	-	4-6	6-6	-	-	-	-	-	18
Jashaun Corbin	2	-	-	-	-	-	-	-	12
Camren McDonald	2	-	-	-	-	-	-	-	12
Keyshawn Helton	2	-	-	-	-	-	-	-	12
Ontaria Wilson	2	-	-	-	-	-	-	-	12
Wyatt Rector	1	-	-	-	-	-	-	-	6
Warren Thompson	1	-	-	-	-	-	-	-	6
Joshua Kaindoh	1	-	-	-	-	-	-	-	6
Tamorrior Terry	1	-	-	-	-	-	-	-	6
Lawrance Toafili	1	-	-	-	-	-	-	-	6
Emmett Rice	-	-	-	-	-	-	-	1	2
Josh Griffis	-	-	-	-	-	-	-	-	0
Tate Rodemaker	-	-	-	-	-	0-1	-	-	0
Chubba Purdy	-	-	-	-	-	0-1	-	-	0
Total	22	8-13	18-19	-	-	0-3	-	1	176
Opponents	38	8-14	35-36	-	1	1-2	-	-	289

Total Offense	g	plays	rush	pass	total	avg/g
Jordan Travis	7	198	469	864	1333	190.4
La'Damian Webb	7	69	369	0	369	52.7
James Blackman	4	94	-11	366	355	88.8
Jashaun Corbin	8	65	329	0	329	41.1
Chubba Purdy	3	72	57	219	276	92.0
Lawrance Toafili	7	30	239	0	239	34.1
Tate Rodemaker	3	34	-13	124	111	37.0
Ontaria Wilson	8	4	32	0	32	4.0
Ja'Khi Douglas	7	4	10	0	10	1.4
Wyatt Rector	8	1	1	0	1	0.1
TEAM	7	6	-7	0	-7	-1.0
Total	8	580	1475	1573	3048	381.0
Opponents	8	558	1548	2166	3714	464.2

Field Goals	fg	pct.	01-19	20-29	30-39	40-49	50-99	lg	blk
Parker Grothaus	4-6	66.7	0-0	0-0	1-1	2-3	1-2	53	0
Ryan Fitzgerald	4-7	57.1	0-0	3-3	0-2	1-2	0-0	42	0

Punting	no.	yds	avg	lg	tb	fc	i20	50+	blk
Alex Mastromanno	35	1523	43.5	54	1	16	7	4	0
Total	35	1523	43.5	54	1	16	7	4	0
Opponents	25	1020	40.8	61	0	8	10	7	2

FG Sequence	Florida State	Opponents
Georgia Tech	(37),46,(53)	22,38,(32)
Miami	(26)	(30)
Jacksonville State	49	(21)
Notre Dame	(42),(26)	45
North Carolina	(24),33,38	44
Louisville	50	(28),52,(39)
Pitt	(47)	(51),45,(19)
NC State	(48)	(32)

Kickoffs	no.	yds	avg	tb	ob	retn	net	ydln
Parker Grothaus	36	2171	60.3	17	0			
Total	36	2171	60.3	17	0	21.6	39.5	25
Opponents	54	3388	62.7	25	1	21.1	40.6	24

Numbers in (parentheses) indicate field goal was made.

# 2020 STATS

## 2020 Florida State Football Florida State Overall Individual Statistics (as of Nov 16, 2020) All games

All Purpose	g	rush	rcv	pr	kr	ir	total	avg/g
Jordan Travis	7	469	5	0	0	0	474	67.7
Jashaun Corbin	8	329	99	0	32	0	460	57.5
La'Damian Web	7	369	68	0	0	0	437	62.4
Ontaria Wilson	8	32	332	0	0	0	364	45.5
Lawrance Toafili	7	239	94	0	0	0	333	47.6
Tamorrion Terry	5	0	289	0	0	0	289	57.8
Keyshawn Helto	8	0	119	20	130	0	269	33.6
Camren McDon	8	0	248	0	0	0	248	31.0
Travis Jay	5	0	0	20	204	0	224	44.8
Ja'Khi Douglas	7	10	39	2	158	0	209	29.9
Warren Thomps	6	0	104	0	0	0	104	17.3
Jordan Young	7	0	85	0	0	0	85	12.1
Asante Samuel	8	0	0	0	0	74	74	9.2
Chubba Purdy	3	57	0	0	0	0	57	19.0
Corey Wren	5	0	0	0	45	0	45	9.0
Preston Daniel	8	0	45	0	0	0	45	5.6
Kentron Poitier	5	0	31	0	0	0	31	6.2
Joshua Kaindoh	7	0	0	0	0	25	25	3.6
DeCalon Brooks	8	0	0	18	0	0	18	2.2
Darion Williamso	2	0	15	0	0	0	15	7.5
Wyatt Rector	8	1	0	0	0	0	1	0.1
TEAM	7	-7	0	0	0	0	-7	-1.0
James Blackma	4	-11	0	0	0	0	-11	-2.8
Tate Rodemaker	3	-13	0	0	0	0	-13	-4.3
Total	8	1475	1573	60	569	99	3776	472.0
Opponents	8	1548	2166	68	324	141	4247	530.9

## 2020 STATS

**2020 Florida State Football**  
**Florida State Overall Defensive Statistics (as of Nov 16, 2020)**  
**All games**

##	Defensive Leaders	gp	Tackles			Sacks no-yds	Pass defense			Fumbles		blkd	
			ua	a	tot	tfl/yds	int-yds	brup	qbh	rcv-yds	ff	kick	saf
33	Amari Gainer	8	31	29	60	5.0-14			2		1		
1	Emmett Rice	8	24	32	56	6.5-13		2	2				1
32	Stephen Dix	8	15	25	40	3.0-3			1				
26	Asante Samuel	8	23	8	31	1.0-1	3-74	6		2-0	1		
6L	Jaiden Lars-Woodbey	8	15	13	28	1.5-6		1	2				
44	Brendan Gant	8	20	8	28	1.0-2							
8	Renardo Green	5	18	9	27	0.5-2		1			1		
31	Raymond Woodie III	8	13	11	24	2.5-5		1		1-0			
18	Travis Jay	5	15	8	23						1		
1R	Janarius Robinson	8	10	12	22	7.0-34		1	3			1	
3	Jarvis Brownlee	7	14	8	22	2.0-9	1-0	1					
21	Marvin Wilson	6	11	6	17	2.0-8			2			3	
7J	Jarrian Jones	7	9	6	15			1					
23	Sidney Williams	7	8	6	14			1					
0L	Fabien Lovett	7	6	7	13	1.5-3							
27	Akeem Dent	6	8	4	12			1	1				
35	Leonard Warner	8	6	6	12	1.0-5			1				
91	Robert Cooper	7	8	4	12	2.0-2		1					
13	Joshua Kaindoh	7	5	5	10	1.5-8	1-25	1					
9D	Meiko Dotson	3	6	3	9								
46	DJ Lundy	6	5	2	7	0.5-3							
16	Cory Durden	7	3	4	7	0.5-3					1		
20	Kalen DeLoach	8	6		6								
14	Jaleel McRae	7	5	1	6								
55	Derrick McLendon II	8	4	2	6	2.5-7							
58	Dennis Briggs Jr.	4	3	2	5				1		1		
28	DeCalon Brooks	8	4	1	5			2					
90	Tru Thompson	7	3	2	5	1.0-2							
5N	Hamsah Nasirildeen	1	2	2	4	0.5-0							
39	Josh Griffis	6	1	3	4	1.0-5							
19	Wyatt Rector	8	3	1	4								
80	Ontaria Wilson	8	1	1	2								
99	Malcolm Ray	6	2		2								
10	Kevon Glenn	3		1	1								
5S	Robert Scott, Jr.	7	1		1								
88	Kentron Poitier	5	1		1								
45	Preston Daniel	8		1	1								
4M	Garrett Murray	8		1	1								
4	Cyrus Fagan	3	1		1								
1S	Deonte Sheffield	8		1	1					1-0			
3F	Quashon Fuller	3	1		1								
6	Keyshawn Helton	8	1		1								
4G	Grant Glennon	7		1	1								
37	Parker Grothaus	8	1		1								
5	Tamorrior Terry	5	1		1								
5T	Devontay Love-Taylor	7	1		1								
0	Jashaun Corbin	8		1	1								
59	Brady Scott	7	1		1								
22	Ja'Khi Douglas	7		1	1					1-0		1	
51	Baveon Johnson	8	1		1								

## 2020 STATS

**2020 Florida State Football**  
**Florida State Team Game-by-Game (as of Nov 16, 2020)**  
**All games**

**TEAM STATISTICS**

		Rushing				Receiving				Passing				Kick Returns				Punt Returns				tot		
Date	Opponent	no.	yds	td	lg	no.	yds	td	lg	cmp	att	int	yds	td	lg	no.	yds	td	lg	no.	yds	td	lg	off
Sep 12	GEORGIA TECH	35	109	0	16	23	198	1	27	23-45-1	198	1	27	3	75	0	31	1	16	0	16		307	
Sep 26	at Miami	36	151	0	24	22	179	1	23	22-37-3	179	1	23	1	21	0	21	0	0	0	0		330	
Oct 03	JACKSONVILLE STATE	53	263	5	24	20	268	1	48	20-29-1	268	1	48	4	109	0	37	3	12	0	8		531	
Oct 10	at Notre Dame	40	153	2	33	17	252	1	48	17-31-1	252	1	48	4	66	0	22	0	0	0	0		405	
Oct 17	NORTH CAROLINA	36	241	2	54	8	191	1	58	8-19-1	191	1	58	0	0	0	0	1	20	0	18		432	
Oct 24	at Louisville	40	265	1	49	14	141	1	30	14-41-1	141	1	30	8	158	0	28	1	8	0	8		406	
Nov 07	PITT	35	146	2	88	23	144	0	22	23-41-3	144	0	22	2	32	0	21	0	0	0	0		290	
Nov 14	at NC State	34	147	1	28	18	200	2	69	18-28-1	200	2	69	5	108	0	31	1	4	0	0		347	
Florida State		309	1475	13	88	145	1573	8	69	145-271-12	1573	8	69	27	569	0	37	7	60	0	18		3048	
		299	1548	22	70	176	2166	14	66	176-259-5	2166	14	66	15	324	0	36	13	68	0	23		3714	

Games: 8 • Avg/rush: 4.8 • Avg/catch: 10.8 • Pass effic: 103.15 • KR avg: 21.1 • PR avg: 8.6 • All purpose avg/game: 472.0 • Total offense avg/gm: 381.0

Date	Opponent	Tackles				Sacks		Fumble		Pass Defense			blkd	PAT Attempts			off	
		ua	a	total	tfl-yds	no-yds	ff	fr-yds	int-yds	qbh	brup	kick	kick	rush	rcv	saf	t/o	pts
Sep 12	GEORGIA TECH	47	30	77	6.0-24	1.0-5	0	0-0	2-74	2	5	3	1-1	0	0	0	7	13
Sep 26	at Miami	51	24	75	5.0-12	0.0-0	3	2-0	0-0	0	5	0	1-1	0	0	0	0	10
Oct 03	JACKSONVILLE STATE	22	34	56	5.0-16	2.0-7	0	0-0	1-0	0	0	0	5-6	0	0	0	7	41
Oct 10	at Notre Dame	45	14	59	1.0-1	0.0-0	1	2-0	0-0	3	1	0	2-2	0	0	0	10	26
Oct 17	NORTH CAROLINA	38	38	76	8.0-40	4.0-28	0	0-0	1-25	4	3	2	4-4	0	0	0	7	31
Oct 24	at Louisville	38	20	58	5.0-7	0.0-0	1	1-0	0-0	3	3	0	2-2	0	0	1	0	16
Nov 07	PITT	40	36	76	8.0-13	1.0-2	1	0-0	0-0	1	2	0	2-2	0	0	0	0	17
Nov 14	at NC State	36	42	78	6.0-22	1.0-10	0	0-0	1-0	2	1	0	1-1	0	0	0	7	22
Florida State		317	238	555	44.0-135	9.0-52	6	5-0	5-99	15	20	5	18-19	0	0	1	38	176
		329	234	563	62.0-291	28.0-209	7	3-19	12-141	33	36	0	35-36	0	1	0	55	289

		Punting									Field Goals			Kickoffs				
Date	Opponent	no.	yds	avg	long	blkd	tb	fc	50+	i20	md-att	long	blkd	no.	yds	avg	tb	ob
Sep 12	GEORGIA TECH	3	145	48.3	50	0	1	0	1	0	2-3	53	0	4	245	61.2	0	0
Sep 26	at Miami	4	159	39.8	54	0	0	1	1	0	1-1	26	0	3	189	63.0	1	0
Oct 03	JACKSONVILLE STATE	3	132	44.0	49	0	0	1	0	1	0-1	0	0	7	380	54.3	4	0
Oct 10	at Notre Dame	6	264	44.0	51	0	0	3	1	2	2-2	42	0	6	382	63.7	3	0
Oct 17	NORTH CAROLINA	5	215	43.0	47	0	0	4	0	0	1-3	24	0	6	340	56.7	4	0
Oct 24	at Louisville	5	203	40.6	46	0	0	3	0	1	0-1	0	0	3	190	63.3	1	0
Nov 07	PITT	6	269	44.8	49	0	0	2	0	3	1-1	47	0	3	195	65.0	2	0
Nov 14	at NC State	3	136	45.3	53	0	0	2	1	0	1-1	48	0	4	250	62.5	2	0
Florida State		35	1523	43.5	54	0	1	16	4	7	8-13	53	0	36	2171	60.3	17	0
		25	1020	40.8	61	2	0	8	7	10	8-14	51	2	54	3388	62.7	25	1



## 2020 STATS

**2020 Florida State Football**  
**Florida State Opponent Game-by-Game (as of Nov 16, 2020)**  
**All games**

## OPPONENT STATISTICS

		Rushing				Receiving				Passing				Kick Returns				Punt Returns				tot		
Date	Opponent	no.	yds	td	lg	no.	yds	td	lg	cmp	att	int	yds	td	lg	no.	yds	td	lg	no.	yds	td	lg	off
Sep 12	GEORGIA TECH	40	161	1	19	23	277	1	45	23-34-2	277	1	45	4	60	0	22	2	21	0	14		438	
Sep 26	at Miami	37	200	4	20	33	317	3	40	33-48-0	317	3	40	2	52	0	31	3	10	0	8		517	
Oct 03	JACKSONVILLE STATE	22	63	2	20	23	244	0	41	23-31-1	244	0	41	0	0	0	0	1	2	0	2		307	
Oct 10	at Notre Dame	42	353	4	65	16	201	2	38	16-25-0	201	2	38	3	90	0	36	1	-6	0	0		554	
Oct 17	NORTH CAROLINA	45	184	1	27	20	374	3	40	20-36-1	374	3	40	0	0	0	0	0	0	0	0		558	
Oct 24	at Louisville	37	291	4	70	16	278	2	66	16-24-0	278	2	66	2	45	0	26	1	-15	0	0		569	
Nov 07	PITT	37	148	4	28	21	210	0	49	21-27-0	210	0	49	1	19	0	19	4	33	0	11		358	
Nov 14	at NC State	39	148	2	36	24	265	3	26	24-34-1	265	3	26	3	58	0	24	1	23	0	23		413	
Opponents		299	1548	22	70	176	2166	14	66	176-259-5	2166	14	66	15	324	0	36	13	68	0	23		3714	
		309	1475	13	88	145	1573	8	69	145-271-12	1573	8	69	27	569	0	37	7	60	0	18		3048	

Games: 8 • Avg/rush: 5.2 • Avg/catch: 12.3 • Pass effic: 152.18 • KR avg: 21.6 • PR avg: 5.2 • All purpose avg/game: 530.9 • Total offense avg/gm: 464.2

		Tackles				Sacks	Fumble		Pass Defense			blkd	PAT Attempts			off		
Date	Opponent	ua	a	total	tfl-yds	no-yds	ff	fr-yds	int-yds	qbh	brup	kick	kick	rush	rcv	saf	t/o	pts
Sep 12	GEORGIA TECH	46	30	76	6.0-36	3.0-28	3	2-19	1-17	3	7	0	1-2	0	0	0	3	16
Sep 26	at Miami	36	34	70	13.0-67	6.0-52	1	0-0	3-8	7	3	0	7-7	0	0	0	14	52
Oct 03	JACKSONVILLE STATE	49	44	93	2.0-23	2.0-23	0	0-0	1-13	2	1	0	3-3	0	0	0	7	24
Oct 10	at Notre Dame	53	6	59	9.0-43	4.0-22	0	0-0	1-23	6	6	0	6-6	0	0	0	0	42
Oct 17	NORTH CAROLINA	24	28	52	5.0-11	1.0-2	0	0-0	1-9	4	2	0	2-2	0	1	0	0	28
Oct 24	at Louisville	43	30	73	6.0-23	2.0-17	0	0-0	1-17	3	12	0	6-6	0	0	0	3	48
Nov 07	PITT	46	20	66	14.0-67	7.0-50	1	0-0	3-53	5	3	0	5-5	0	0	0	21	41
Nov 14	at NC State	32	42	74	7.0-21	3.0-15	2	1-0	1-1	3	2	0	5-5	0	0	0	7	38
Opponents		329	234	563	62.0-291	28.0-209	7	3-19	12-141	33	36	0	35-36	0	1	0	55	289
		317	238	555	44.0-135	9.0-52	6	5-0	5-99	15	20	5	18-19	0	0	1	38	176

		Punting									Field Goals			Kickoffs				
Date	Opponent	no.	yds	avg	long	blkd	tb	fc	50+	i20	md-att	long	blkd	no.	yds	avg	tb	ob
Sep 12	GEORGIA TECH	3	125	41.7	53	0	0	1	1	1	1-3	32	2	4	252	63.0	1	0
Sep 26	at Miami	1	36	36.0	36	0	0	0	0	1	1-1	30	0	8	520	65.0	7	0
Oct 03	JACKSONVILLE STATE	5	246	49.2	61	0	0	1	3	4	1-1	21	0	5	324	64.8	1	0
Oct 10	at Notre Dame	3	119	39.7	44	0	0	2	0	0	0-1	0	0	7	445	63.6	3	0
Oct 17	NORTH CAROLINA	4	87	21.8	36	2	0	0	0	1	0-1	0	0	5	310	62.0	5	0
Oct 24	at Louisville	2	69	34.5	35	0	0	1	0	0	2-3	39	0	10	591	59.1	1	1
Nov 07	PITT	5	255	51.0	58	0	0	3	3	2	2-3	51	0	8	501	62.6	5	0
Nov 14	at NC State	2	83	41.5	44	0	0	0	0	1	1-1	32	0	7	445	63.6	2	0
Opponents		25	1020	40.8	61	2	0	8	7	10	8-14	51	2	54	3388	62.7	25	1
		35	1523	43.5	54	0	1	16	4	7	8-13	53	0	36	2171	60.3	17	0

# 2020 STATS

## 2020 Florida State Football Florida State Game Superlatives (as of Nov 16, 2020) All games

### INDIVIDUAL GAME HIGHS

Rushes	19	Jordan Travis at Notre Dame (Oct 10, 2020)
Yards Rushing	109	La'Damian Webb vs North Carolina (Oct 17, 2020)
TD Rushes	2	La'Damian Webb vs Jacksonville State (Oct 03, 2020)
	2	Jordan Travis vs North Carolina (Oct 17, 2020)
Long Rush	88	Jordan Travis vs Pitt (Nov 07, 2020)
Pass attempts	43	James Blackman vs Georgia Tech (Sep 12, 2020)
Pass completions	23	James Blackman vs Georgia Tech (Sep 12, 2020)
Yards Passing	210	Jordan Travis vs Jacksonville State (Oct 03, 2020)
TD Passes	2	Chubba Purdy at NC State (Nov 14, 2020)
Long Pass	69	Chubba Purdy at NC State (Nov 14, 2020)
Receptions	9	Tamorrior Terry at Notre Dame (Oct 10, 2020)
Yards Receiving	146	Tamorrior Terry at Notre Dame (Oct 10, 2020)
TD Receptions	1	Keyshawn Helton vs Georgia Tech (Sep 12, 2020)
	1	Camren McDonald at Miami (Sep 26, 2020)
	1	Keyshawn Helton vs Jacksonville State (Oct 03, 2020)
	1	Tamorrior Terry at Notre Dame (Oct 10, 2020)
	1	Camren McDonald vs North Carolina (Oct 17, 2020)
	1	Ontaria Wilson at Louisville (Oct 24, 2020)
	1	Ontaria Wilson at NC State (Nov 14, 2020)
	1	Warren Thompson at NC State (Nov 14, 2020)
Long Reception	69	Ontaria Wilson at NC State (Nov 14, 2020)
Field Goals	2	Parker Grothaus vs Georgia Tech (Sep 12, 2020)
	2	Ryan Fitzgerald at Notre Dame (Oct 10, 2020)
Long Field Goal	53	Parker Grothaus vs Georgia Tech (Sep 12, 2020)
Punts	6	Alex Mastromanno at Notre Dame (Oct 10, 2020)
	6	Alex Mastromanno vs Pitt (Nov 07, 2020)
Punting Avg	48.3	Alex Mastromanno vs Georgia Tech (Sep 12, 2020)
Long Punt	54	Alex Mastromanno at Miami (Sep 26, 2020)
Punts inside 20	3	Alex Mastromanno vs Pitt (Nov 07, 2020)
Long Punt Return	18	DeCalon Brooks vs North Carolina (Oct 17, 2020)
Long Kickoff Return	37	Keyshawn Helton vs Jacksonville State (Oct 03, 2020)
Tackles	12	Amari Gainer at NC State (Nov 14, 2020)
Sacks	2.0	Janarius Robinson vs North Carolina (Oct 17, 2020)
Tackles For Loss	3.0	Janarius Robinson vs North Carolina (Oct 17, 2020)
Interceptions	2	Asante Samuel vs Georgia Tech (Sep 12, 2020)

# 2020 STATS

## 2020 Florida State Football Florida State Game Superlatives (as of Nov 16, 2020) All games

### TEAM GAME HIGHS

Rushes	53	vs Jacksonville State (Oct 03, 2020)
Yards Rushing	265	at Louisville (Oct 24, 2020)
Yards Per Rush	6.7	vs North Carolina (Oct 17, 2020)
TD Rushes	5	vs Jacksonville State (Oct 03, 2020)
Pass attempts	45	vs Georgia Tech (Sep 12, 2020)
Pass completions	23	vs Georgia Tech (Sep 12, 2020)
	23	vs Pitt (Nov 07, 2020)
Yards Passing	268	vs Jacksonville State (Oct 03, 2020)
Yards Per Pass	10.1	vs North Carolina (Oct 17, 2020)
TD Passes	2	at NC State (Nov 14, 2020)
Total Plays	82	vs Jacksonville State (Oct 03, 2020)
Total Offense	531	vs Jacksonville State (Oct 03, 2020)
Yards Per Play	7.9	vs North Carolina (Oct 17, 2020)
Points	41	vs Jacksonville State (Oct 03, 2020)
Sacks By	4	vs North Carolina (Oct 17, 2020)
First Downs	31	vs Jacksonville State (Oct 03, 2020)
Penalties	12	at Miami (Sep 26, 2020)
	12	vs North Carolina (Oct 17, 2020)
Penalty Yards	113	at Miami (Sep 26, 2020)
Turnovers	3	vs Georgia Tech (Sep 12, 2020)
	3	at Miami (Sep 26, 2020)
	3	vs Pitt (Nov 07, 2020)
Interceptions By	2	vs Georgia Tech (Sep 12, 2020)
Punts	6	at Notre Dame (Oct 10, 2020)
	6	vs Pitt (Nov 07, 2020)
Punting Avg	48.3	vs Georgia Tech (Sep 12, 2020)
Long Punt	54	at Miami (Sep 26, 2020)
Punts inside 20	3	vs Pitt (Nov 07, 2020)
Long Punt Return	18	vs North Carolina (Oct 17, 2020)

# 2020 STATS

## 2020 Florida State Football Florida State Game Superlatives (as of Nov 16, 2020) All games

### OPPONENT INDIVIDUAL GAME HIGHS

Rushes	19	Williams, K, at Notre Dame (Oct 10, 2020)
Yards Rushing	185	Williams, K, at Notre Dame (Oct 10, 2020)
TD Rushes	3	Hawkins, J., at Louisville (Oct 24, 2020)
Long Rush	70	Hawkins, J., at Louisville (Oct 24, 2020)
Pass attempts	40	King, D, at Miami (Sep 26, 2020)
Pass completions	29	King, D, at Miami (Sep 26, 2020)
Yards Passing	374	Howell, S, vs North Carolina (Oct 17, 2020)
TD Passes	3	Howell, S, vs North Carolina (Oct 17, 2020)
	3	Hockman, B., at NC State (Nov 14, 2020)
Long Pass	66	Cunningham, M., at Louisville (Oct 24, 2020)
Receptions	11	Addison, J, vs Pitt (Nov 07, 2020)
	11	Thomas, T., at NC State (Nov 14, 2020)
Yards Receiving	141	Corrales, B, vs North Carolina (Oct 17, 2020)
TD Receptions	2	Thomas, T., at NC State (Nov 14, 2020)
Long Reception	66	Atwell, T., at Louisville (Oct 24, 2020)
Field Goals	2	Turner, J., at Louisville (Oct 24, 2020)
	2	Kessman, A, vs Pitt (Nov 07, 2020)
Long Field Goal	51	Kessman, A, vs Pitt (Nov 07, 2020)
Punts	5	KNIGHT,Preston, vs Jacksonville State (Oct 03, 2020)
	5	Christodoulou, vs Pitt (Nov 07, 2020)
Punting Avg	51.0	Christodoulou, vs Pitt (Nov 07, 2020)
Long Punt	61	KNIGHT,Preston, vs Jacksonville State (Oct 03, 2020)
Punts inside 20	4	KNIGHT,Preston, vs Jacksonville State (Oct 03, 2020)
Long Punt Return	23	Thomas, T., at NC State (Nov 14, 2020)
Long Kickoff Return	36	Armstrong, J, at Notre Dame (Oct 10, 2020)
Tackles	12	Avery, C., at Louisville (Oct 24, 2020)
Sacks	2.0	Ryans, C., vs Georgia Tech (Sep 12, 2020)
	2.0	Ogundeji, A, at Notre Dame (Oct 10, 2020)
	2.0	Dennis, S, vs Pitt (Nov 07, 2020)
Tackles For Loss	3.0	Dennis, S, vs Pitt (Nov 07, 2020)
Interceptions	1	Jackson, Q., vs Georgia Tech (Sep 12, 2020)
	1	Blades, A, at Miami (Sep 26, 2020)
	1	Phillips, J, at Miami (Sep 26, 2020)
	1	Bolden, B, at Miami (Sep 26, 2020)
	1	FUQUA,Kolbi, vs Jacksonville State (Oct 03, 2020)
	1	Crawford, S, at Notre Dame (Oct 10, 2020)
	1	Morrison, T, vs North Carolina (Oct 17, 2020)
	1	Fagot, J., at Louisville (Oct 24, 2020)
	1	Hamlin, D, vs Pitt (Nov 07, 2020)
	1	Hill, B, vs Pitt (Nov 07, 2020)
	1	Woods, A, vs Pitt (Nov 07, 2020)
	1	Baker-Williams, at NC State (Nov 14, 2020)



# 2020 STATS

## 2020 Florida State Football Florida State Game Superlatives (as of Nov 16, 2020) All games

### OPPONENT TEAM GAME HIGHS

Rushes	45	vs North Carolina (Oct 17, 2020)
Yards Rushing	353	at Notre Dame (Oct 10, 2020)
Yards Per Rush	8.4	at Notre Dame (Oct 10, 2020)
TD Rushes	4	at Miami (Sep 26, 2020)
	4	at Notre Dame (Oct 10, 2020)
	4	at Louisville (Oct 24, 2020)
	4	vs Pitt (Nov 07, 2020)
Pass attempts	48	at Miami (Sep 26, 2020)
Pass completions	33	at Miami (Sep 26, 2020)
Yards Passing	374	vs North Carolina (Oct 17, 2020)
Yards Per Pass	11.6	at Louisville (Oct 24, 2020)
TD Passes	3	at Miami (Sep 26, 2020)
	3	vs North Carolina (Oct 17, 2020)
	3	at NC State (Nov 14, 2020)
Total Plays	85	at Miami (Sep 26, 2020)
Total Offense	569	at Louisville (Oct 24, 2020)
Yards Per Play	9.3	at Louisville (Oct 24, 2020)
Points	52	at Miami (Sep 26, 2020)
Sacks By	7	vs Pitt (Nov 07, 2020)
First Downs	33	at Miami (Sep 26, 2020)
Penalties	10	vs Georgia Tech (Sep 12, 2020)
Penalty Yards	105	vs Pitt (Nov 07, 2020)
Turnovers	2	vs Georgia Tech (Sep 12, 2020)
	2	at Miami (Sep 26, 2020)
	2	at Notre Dame (Oct 10, 2020)
Interceptions By	3	at Miami (Sep 26, 2020)
	3	vs Pitt (Nov 07, 2020)
Punts	5	vs Jacksonville State (Oct 03, 2020)
	5	vs Pitt (Nov 07, 2020)
Punting Avg	51.0	vs Pitt (Nov 07, 2020)
Long Punt	61	vs Jacksonville State (Oct 03, 2020)
Punts inside 20	4	vs Jacksonville State (Oct 03, 2020)
Long Punt Return	23	at NC State (Nov 14, 2020)

# 2020 STATS

## 2020 Florida State Football Florida State Red-Zone Results (as of Nov 16, 2020) All games

### Florida State Inside Opponent Red-Zone

Date	Opponent	Score	Times	Times	Total		Rush	Pass	FGs	Failed to score inside RZ					
			In RZ	Scored	Pts	TDs	TDs	TDs	Made	FGA	Down	Int	Fumb	Half	Game
Sep 12, 2020	GEORGIA TECH	L 13-16	2	2	10	1	0	1	1	0	0	0	0	0	0
Sep 26, 2020	at Miami	L 10-52	4	2	10	1	0	1	1	0	1	1	0	0	0
Oct 03, 2020	JACKSONVILLE STATE	W 41-24	5	5	34	5	5	0	0	0	0	0	0	0	0
Oct 10, 2020	at Notre Dame	L 26-42	4	3	16	2	2	0	1	0	0	1	0	0	0
Oct 17, 2020	NORTH CAROLINA	W 31-28	5	3	17	2	1	1	1	2	0	0	0	0	0
Oct 24, 2020	at Louisville	L 16-48	4	2	14	2	1	1	0	0	2	0	0	0	0
Nov 07, 2020	PITT	L 17-41	1	1	7	1	1	0	0	0	0	0	0	0	0
Nov 14, 2020	at NC State	L 22-38	1	1	6	1	0	1	0	0	0	0	0	0	0
Totals			26	19	114	15	10	5	4	2	3	2	0	0	0
19 of 26 (73.1%)															

### Opponents Inside Florida State Red-Zone

Date	Opponent	Score	Times	Times	Total		Rush	Pass	FGs	Failed to score inside RZ					
			In RZ	Scored	Pts	TDs	TDs	TDs	Made	FGA	Down	Int	Fumb	Half	Game
Sep 12, 2020	GEORGIA TECH	L 13-16	5	3	16	2	1	1	1	1	0	1	0	0	0
Sep 26, 2020	at Miami	L 10-52	6	6	38	5	4	1	1	0	0	0	0	0	0
Oct 03, 2020	JACKSONVILLE STATE	W 41-24	4	3	17	2	2	0	1	0	1	0	0	0	0
Oct 10, 2020	at Notre Dame	L 26-42	5	4	28	4	2	2	0	0	1	0	0	0	0
Oct 17, 2020	NORTH CAROLINA	W 31-28	2	1	7	1	1	0	0	0	1	0	0	0	0
Oct 24, 2020	at Louisville	L 16-48	6	6	34	4	3	1	2	0	0	0	0	0	0
Nov 07, 2020	PITT	L 17-41	5	5	31	4	4	0	1	0	0	0	0	0	0
Nov 14, 2020	at NC State	L 22-38	6	5	31	4	2	2	1	0	1	0	0	0	0
Totals			39	33	202	26	19	7	7	1	4	1	0	0	0
33 of 39 (84.6%)															

# 2020 STATS

## 2020 Florida State Football Florida State By-Quarter Statistics (as of Nov 16, 2020) All games

### 3rd-Down Conversions

Date	Opponent	Score	Overall	1st Qtr	2nd Qtr	3rd Qtr	4th Qtr	Overtime
Sep 12, 2020	GEORGIA TECH	L 13-16	6-17 35.3	2-3 66.7	1-5 20.0	2-6 33.3	1-3 33.3	
Sep 26, 2020	at Miami	L 10-52	6-14 42.9	2-3 66.7	0-4 0.0	2-3 66.7	2-4 50.0	
Oct 03, 2020	JACKSONVILLE STATE	W 41-24	10-16 62.5	1-4 25.0	3-5 60.0	3-3 100.0	3-4 75.0	
Oct 10, 2020	at Notre Dame	L 26-42	2-14 14.3	1-4 25.0	1-4 25.0	0-2 0.0	0-4 0.0	
Oct 17, 2020	NORTH CAROLINA	W 31-28	4-12 33.3	1-3 33.3	1-2 50.0	0-3 0.0	2-4 50.0	
Oct 24, 2020	at Louisville	L 16-48	7-18 38.9	2-5 40.0	3-5 60.0	1-3 33.3	1-5 20.0	
Nov 07, 2020	PITT	L 17-41	7-18 38.9	2-4 50.0	1-5 20.0	2-5 40.0	2-4 50.0	
Nov 14, 2020	at NC State	L 22-38	3-14 21.4	1-3 33.3	1-4 25.0	0-5 0.0	1-2 50.0	
	Florida State		45-123 36.6	12-29 41.4	11-34 32.4	10-30 33.3	12-30 40.0	0-0 0.0
	Opponents		48-99 48.5	15-31 48.4	13-24 54.2	12-22 54.5	8-22 36.4	0-0 0.0

### 4th-Down Conversions

Date	Opponent	Score	Overall	1st Qtr	2nd Qtr	3rd Qtr	4th Qtr	Overtime
Sep 12, 2020	GEORGIA TECH	L 13-16	3-5 60.0	0-0 0.0	1-1 100.0	2-2 100.0	0-2 0.0	
Sep 26, 2020	at Miami	L 10-52	0-2 0.0	0-0 0.0	0-1 0.0	0-0 0.0	0-1 0.0	
Oct 03, 2020	JACKSONVILLE STATE	W 41-24	1-1 100.0	0-0 0.0	1-1 100.0	0-0 0.0	0-0 0.0	
Oct 10, 2020	at Notre Dame	L 26-42	3-3 100.0	0-0 0.0	0-0 0.0	0-0 0.0	3-3 100.0	
Oct 17, 2020	NORTH CAROLINA	W 31-28	0-0 0.0	0-0 0.0	0-0 0.0	0-0 0.0	0-0 0.0	
Oct 24, 2020	at Louisville	L 16-48	1-5 20.0	0-0 0.0	1-1 100.0	0-1 0.0	0-3 0.0	
Nov 07, 2020	PITT	L 17-41	1-3 33.3	1-1 100.0	0-2 0.0	0-0 0.0	0-0 0.0	
Nov 14, 2020	at NC State	L 22-38	5-7 71.4	0-1 0.0	1-1 100.0	4-4 100.0	0-1 0.0	
	Florida State		14-26 53.8	1-2 50.0	4-7 57.1	6-7 85.7	3-10 30.0	0-0 0.0
	Opponents		4-11 36.4	3-4 75.0	0-1 0.0	1-3 33.3	0-3 0.0	0-0 0.0

### Time of Possession

Date	Opponent	Score	Overall	1st Qtr	2nd Qtr	3rd Qtr	4th Qtr	Overtime
Sep 12, 2020	GEORGIA TECH	L 13-16	30:02	6:56	5:29	9:21	8:16	
Sep 26, 2020	at Miami	L 10-52	28:05	5:00	7:24	7:02	8:39	
Oct 03, 2020	JACKSONVILLE STATE	W 41-24	34:43	7:41	8:17	8:53	9:52	
Oct 10, 2020	at Notre Dame	L 26-42	32:08	8:53	8:06	6:45	8:24	
Oct 17, 2020	NORTH CAROLINA	W 31-28	26:45	3:45	6:24	6:34	10:02	
Oct 24, 2020	at Louisville	L 16-48	34:09	9:09	7:53	8:41	8:26	
Nov 07, 2020	PITT	L 17-41	29:01	7:03	8:01	8:17	5:40	
Nov 14, 2020	at NC State	L 22-38	30:49	6:05	7:56	9:50	6:58	
	Florida State	Total	245:42	54:32	59:30	65:23	66:17	0:00
		Avg.	30:42	6:49	7:26	8:10	8:17	0:00
	Opponents	Total	234:18	65:28	60:30	54:37	53:43	0:00
		Avg.	29:17	8:11	7:33	6:49	6:42	0:00

# 2020 STATS

## 2020 Florida State Football Florida State Games Played (as of Nov 16, 2020) All games

##	PLAYER	GP-GS	GT	UM	JSU	ND	NC	UL	UP	ST
15	Becker,C	1/-	XXX	...	...	...	...	...	...	...
1B	Blackman,J	4/2	START	START	...	XXX	...	...	XXX	...
60	Boselli,A	3/1	XXX	...	START	...	...	XXX	...	...
58	Briggs,D	4/2	...	...	...	...	XXX	XXX	START	START
28	Brooks,D	8/-	XXX	XXX	XXX	XXX	XXX	XXX	XXX	XXX
3	Brownlee,J	7/3	...	XXX	XXX	XXX	START	XXX	START	START
91	Cooper,R	7/4	START	START	...	XXX	XXX	XXX	START	START
0	Corbin,J	8/7	START	START	START	START	START	XXX	START	START
45	Daniel,P	8/2	XXX	XXX	START	XXX	XXX	START	XXX	XXX
20	DeLoach,K	8/1	START	XXX	XXX	XXX	XXX	XXX	XXX	XXX
27	Dent,Ak	6/5	XXX	START	START	START	START	START	...	...
32	Dix,S	8/4	XXX	XXX	XXX	XXX	START	START	START	START
9D	Dotson,M	3/-	...	...	XXX	XXX	XXX	...	...	...
22	Douglas,J	7/1	...	XXX	XXX	XXX	XXX	XXX	XXX	START
16	Durden,C	7/3	XXX	XXX	START	XXX	START	START	XXX	...
4	Fagan,C	3/-	XXX	XXX	XXX	...	...	...	...	...
8F	Fitzgerald,R	5/-	...	XXX	XXX	XXX	XXX	...	...	XXX
3F	Fuller,Q	3/-	XXX	XXX	XXX	...	...	...	...	...
33	Gainer,A	8/5	XXX	START	START	START	XXX	START	XXX	START
44	Gant,B	8/2	XXX	XXX	XXX	XXX	XXX	XXX	START	START
10	Glenn,K	3/-	...	...	XXX	...	...	XXX	XXX	...
4G	Glennon,G	7/-	...	XXX	XXX	XXX	XXX	XXX	XXX	XXX
61	Goss,J	8/-	XXX	XXX	XXX	XXX	XXX	XXX	XXX	XXX
8	Green,Re	5/5	START	START	START	START	START	...	...	...
24	Green-McKnight	4/-	...	...	...	...	XXX	XXX	XXX	XXX
39	Griffis,J	6/-	XXX	XXX	XXX	XXX	XXX	XXX	...	...
37	Grothaus,P	8/-	XXX	XXX	XXX	XXX	XXX	XXX	XXX	XXX
6	Helton,K	8/1	XXX	XXX	XXX	XXX	XXX	XXX	XXX	START
78	Henry,I	8/-	XXX	XXX	XXX	XXX	XXX	XXX	XXX	XXX
18	Jay,T	5/1	XXX	START	...	...	XXX	XXX	...	XXX
51	Johnson,B	8/8	START	START	START	START	START	START	START	START
7J	Jones,J	7/2	START	XXX	XXX	XXX	...	XXX	START	XXX
13	Kaindoh,J	7/7	START	...	START	START	START	START	START	START
6L	Lars-Woodbey,J	8/6	START	START	START	START	START	START	XXX	XXX
5T	Love-Taylor,D	7/7	START	START	START	START	START	START	START	...
0L	Lovett,F	7/2	XXX	XXX	START	START	...	XXX	XXX	XXX
5L	Lucas,D	7/6	START	START	...	START	START	START	START	XXX
46	Lundy,D	6/-	...	...	XXX	XXX	XXX	XXX	XXX	XXX
30	Martin,T	8/-	XXX	XXX	XXX	XXX	XXX	XXX	XXX	XXX
49	Mastromanno,A	8/-	XXX	XXX	XXX	XXX	XXX	XXX	XXX	XXX
87	McDonald,C	8/8	START	START	START	START	START	START	START	START
55	McLendon,D	8/-	XXX	XXX	XXX	XXX	XXX	XXX	XXX	XXX
14	McRae,J	7/1	XXX	START	XXX	XXX	XXX	...	XXX	XXX
4M	Murray,G	8/-	XXX	XXX	XXX	XXX	XXX	XXX	XXX	XXX
5N	Nasirideen,H	1/1	...	...	...	...	...	...	...	START
71	Neal,C	6/-	XXX	XXX	XXX	XXX	XXX	XXX	...	...
88	Poitier,K	5/-	...	XXX	XXX	...	...	XXX	XXX	XXX



# 2020 STATS

## 2020 Florida State Football Florida State Games Played (as of Nov 16, 2020) All games

##	PLAYER	GP-GS	GT	UM	JSU	ND	NC	UL	UP	ST
12	Purdy,C	3/1	...	...	...	...	...	XXX	XXX	START
99	Ray,M	6/-	XXX	XXX	XXX	...	XXX	...	XXX	XXX
19	Rector,W	8/-	XXX	XXX	XXX	XXX	XXX	XXX	XXX	XXX
1	Rice,E	8/7	START	XXX	START	START	START	START	START	START
3R	Robinson,B	3/-	...	XXX	...	...	...	XXX	XXX	...
1R	Robinson,J	8/8	START	START	START	START	START	START	START	START
1A	Rodemaker,T	3/1	...	XXX	START	...	...	...	...	XXX
26	Samuel,A	8/8	START	START	START	START	START	START	START	START
59	Scott,B	7/-	XXX	XXX	...	XXX	XXX	XXX	XXX	XXX
5S	Scott,R	7/6	...	XXX	START	START	START	START	START	START
1S	Sheffield,D	8/-	XXX	XXX	XXX	XXX	XXX	XXX	XXX	XXX
67	Shrader,T	3/1	...	XXX	...	...	...	...	XXX	START
53	Smith,M	8/7	START	START	XXX	START	START	START	START	START
5	Terry,T	5/4	START	XXX	START	START	...	...	START	...
90	Thompson,T	7/-	XXX	XXX	XXX	XXX	...	XXX	XXX	XXX
11	Thompson,W	6/3	START	START	...	XXX	START	XXX	...	XXX
9	Toafili,L	7/1	XXX	XXX	XXX	START	XXX	XXX	XXX	...
1J	Travis,J	7/5	XXX	START	XXX	START	START	START	START	...
38	Ward,T	1/-	...	...	...	...	...	...	...	XXX
35	Warner,L	8/4	START	START	START	START	XXX	XXX	XXX	XXX
76	Washington,D	6/4	START	START	START	...	...	XXX	XXX	START
8W	Webb,L	7/3	START	...	XXX	XXX	START	START	XXX	XXX
82	White,A	1/-	...	...	...	...	...	XXX	...	...
42	Williams,D	3/-	XXX	XXX	XXX	...	...	...	...	...
23	Williams,Si	7/-	...	XXX	XXX	XXX	XXX	XXX	XXX	XXX
2W	Williamson,D	2/-	...	XXX	...	...	...	XXX	...	...
21	Wilson,M	6/5	START	START	XXX	START	START	START	...	...
80	Wilson,O	8/7	XXX	START	START	START	START	START	START	START
31	Woodie,R	8/2	XXX	XXX	XXX	XXX	XXX	START	START	XXX
1W	Wren,C	5/-	...	XXX	XXX	XXX	...	...	XXX	XXX
83	Young,Jo	7/2	XXX	XXX	XXX	XXX	XXX	START	START	...

## 2020 STATS

**2020 Florida State Football**  
**Florida State Total Tackles Game-by-Game (as of Nov 16, 2020)**  
**All games**

Total Tackles	UA-A	Total	GT	UM	JSU	ND	NC	UL	UP	ST
Gainer, A LB	31-29	60	5-5	5-3	1-2	8-3	1-1	3-4	4-3	4-8
Rice, E LB	24-32	56	0-2	3-3	2-5	5-2	1-6	6-2	3-5	4-7
Dix, S LB	15-25	40	2-2	3-4	-	3-0	2-7	3-1	0-8	2-3
Samuel, A DB	23-8	31	5-1	2-0	5-4	4-0	3-2	1-0	3-0	0-1
Lars-Woodbey, J DB	15-13	28	4-1	1-2	1-2	2-0	3-5	1-2	1-0	2-1
Gant, B DB	20-8	28	-	4-3	-	6-0	2-1	3-1	3-1	2-2
Green, Re DB	18-9	27	6-3	5-0	3-3	3-1	1-2	DNP	DNP	DNP
Woodie, R DB	13-11	24	2-2	2-1	0-2	1-1	1-2	5-2	2-1	-
Jay, T DB	15-8	23	1-0	6-1	DNP	DNP	3-4	0-2	DNP	5-1
Brownlee, J DB	14-8	22	DNP	2-1	0-2	0-1	4-0	1-1	6-2	1-1
Robinson, J DE	10-12	22	1-2	0-2	0-3	1-0	3-0	0-1	1-3	4-1
Wilson, M DT	11-6	17	2-1	1-2	2-0	1-0	4-2	1-1	DNP	DNP
Jones, J DB	9-6	15	1-0	1-0	1-1	0-1	DNP	2-3	2-1	2-0
Williams, Si DB	8-6	14	DNP	-	1-0	-	-	1-0	2-2	4-4
Lovett, F DT	6-7	13	-	-	0-2	1-0	DNP	1-0	3-1	1-4
Warner, L LB	6-6	12	4-3	-	-	0-1	-	1-0	1-1	0-1
Dent, Ak DB	8-4	12	1-0	4-0	0-3	1-0	1-1	1-0	DNP	DNP
Cooper, R DT	8-4	12	2-2	1-0	DNP	-	-	2-0	1-1	2-1
Kaindoh, J DE	5-5	10	-	DNP	1-2	1-0	2-1	-	1-1	0-1
Dotson, M DB	6-3	9	DNP	DNP	0-1	3-1	3-1	DNP	DNP	DNP
Durden, C DT	3-4	7	-	1-1	-	2-2	0-1	-	-	DNP
Lundy, D LB	5-2	7	DNP	DNP	1-0	1-0	0-1	2-0	1-1	-
DeLoach, K LB	6-0	6	4-0	1-0	-	-	-	1-0	-	-
McLendon, D DE	4-2	6	1-0	0-1	-	-	1-0	-	2-0	0-1
McRae, J LB	5-1	6	3-0	2-0	0-1	-	-	DNP	-	-
Brooks, D LB	4-1	5	-	3-0	1-0	-	-	-	-	0-1
Briggs, D DE	3-2	5	DNP	DNP	DNP	DNP	2-1	1-0	0-1	-
Thompson, T DT	3-2	5	0-1	1-0	2-0	-	DNP	-	-	0-1
Nasirildeen, H DB	2-2	4	DNP	DNP	DNP	DNP	DNP	DNP	DNP	2-2
Rector, W	3-1	4	-	1-0	-	-	-	1-0	0-1	1-0
Griffis, J DE	1-3	4	0-2	1-0	-	0-1	-	-	DNP	DNP
Wilson, O	1-1	2	-	-	-	-	1-0	-	-	0-1
Ray, M DT	2-0	2	-	-	-	DNP	-	DNP	2-0	-
Poitier, K	1-0	1	DNP	-	-	DNP	DNP	-	1-0	-
Scott, B	1-0	1	1-0	-	DNP	-	-	-	-	-
Douglas, J	0-1	1	DNP	-	-	-	-	-	0-1	-
Johnson, B	1-0	1	1-0	-	-	-	-	-	-	-
Daniel, P	0-1	1	-	-	-	-	-	-	0-1	-
Glennon, G	0-1	1	DNP	-	-	-	-	-	0-1	-
Grothaus, P	1-0	1	-	-	-	1-0	-	-	-	-
Scott, R	1-0	1	DNP	-	-	-	-	1-0	-	-
Love-Taylor, D	1-0	1	-	-	-	1-0	-	-	-	DNP
Glenn, K LB	0-1	1	DNP	DNP	0-1	DNP	DNP	-	-	DNP
Fagan, C DB	1-0	1	-	-	1-0	DNP	DNP	DNP	DNP	DNP
Murray, G	0-1	1	0-1	-	-	-	-	-	-	-
Fuller, Q DE	1-0	1	1-0	-	-	DNP	DNP	DNP	DNP	DNP
Sheffield, D	0-1	1	0-1	-	-	-	-	-	-	-

# 2020 STATS

Total Tackles	UA-A	Total	GT	UM	JSU	ND	NC	UL	UP	ST
Helton,K	1-0	1	-	1-0	-	-	-	-	-	-
Terry,T	1-0	1	-	-	-	-	DNP	DNP	1-0	DNP
Corbin,J	0-1	1	0-1	-	-	-	-	-	-	-

# 2020 STATS

## 2020 Florida State Football Florida State Passing Game-by-Game (as of Nov 16, 2020) All games

#1J Travis,J	Comp	Att	Int	Pct	Yards	TD	Long	Sacked	Effic
Georgia Tech	0	1	0	0.0	0	0	0	0-0	0.00
Miami	1	2	1	50.0	12	0	12	1-7	0.40
Jacksonville State	12	17	0	70.6	210	1	48	0-0	193.76
Notre Dame	13	24	1	54.2	204	1	48	2-13	130.98
North Carolina	8	19	1	42.1	191	1	58	1-2	133.39
Louisville	14	32	1	43.8	141	1	30	2-17	84.82
Pitt	11	18	1	61.1	106	0	22	5-36	99.47
TOTALS	59	113	5	52.2	864	4	58	11-75	119.27

#1B Blackman,J	Comp	Att	Int	Pct	Yards	TD	Long	Sacked	Effic
Georgia Tech	23	43	1	53.5	198	1	27	3-28	95.19
Miami	16	26	1	61.5	120	1	23	4-38	105.31
Notre Dame	4	5	0	80.0	48	0	18	2-9	160.64
Pitt	0	2	1	0.0	0	0	0	0-0	-100.00
TOTALS	43	76	3	56.6	366	2	27	9-75	97.82

#12 Purdy,C	Comp	Att	Int	Pct	Yards	TD	Long	Sacked	Effic
Louisville	0	9	0	0.0	0	0	0	0-0	0.00
Pitt	12	21	1	57.1	38	0	11	2-14	62.82
NC State	15	23	0	65.2	181	2	69	2-7	160.02
TOTALS	27	53	1	50.9	219	2	69	4-21	94.33

#1A Rodemaker,T	Comp	Att	Int	Pct	Yards	TD	Long	Sacked	Effic
Miami	5	9	1	55.6	47	0	14	1-7	77.20
Jacksonville State	8	12	1	66.7	58	0	23	2-23	90.60
NC State	3	5	1	60.0	19	0	8	1-8	51.92
TOTALS	16	26	3	61.5	124	0	23	4-38	78.52

#TM TEAM	Comp	Att	Int	Pct	Yards	TD	Long	Sacked	Effic
Georgia Tech	0	1	0	0.0	0	0	0	0-0	0.00
Notre Dame	0	2	0	0.0	0	0	0	0-0	0.00
TOTALS	0	3	0	0.0	0	0	0	0-0	0.00



# 2020 STATS

## 2020 Florida State Football Florida State Rushing/Receiving Game-by-Game (as of Nov 16, 2020) All games

RUSHING	No-Yds/TD	GT	UM	JSU	ND	NC	UL	UP	ST
Travis, J QB	85-469/6	6-39/0	7-52/0	11-48/1	19-96/1	16-107/2	12-47/1	14-80/1	DNP
Webb, L RB	69-369/3	13-39/0	DNP	10-55/2	13-59/1	12-109/0	9-74/0	7-31/0	5-2/0
Corbin, J RB	65-329/2	6-18/0	6-43/0	14-63/1	2-9/0	7-27/0	10-61/0	6-31/0	14-77/1
Toafili, L RB	30-239/1	-	8-64/0	12-99/1	3-1/0	-	6-76/0	1-1/0	DNP
Purdy, C QB	19-57/0	DNP	DNP	DNP	DNP	DNP	2-8/0	5-5/0	12-54/0
Wilson, O WR	4-32/0	-	1-11/0	1-13/0	-	-	1-1/0	1-9/0	-
Douglas, J RB	4-10/0	DNP	3-5/0	-	-	-	-	-	1-5/0
Rector, W TE	1-1/1	-	-	-	-	-	-	1-1/1	-
Helton, K WR	1-0/0	1-0/0	-	-	-	-	-	-	-
Terry, T WR	2-0/0	-	1-4/0	1-4/0	-	DNP	DNP	-	DNP
TEAM	3-7/0	-	-	1-2/0	1-3/0	1-2/0	-	DNP	-
Blackman, J QB	18-11/0	9-13/0	7-15/0	DNP	2-9/0	DNP	DNP	-	DNP
Rodemaker, T QB	8-13/0	DNP	3-5/0	3-17/0	DNP	DNP	DNP	DNP	2-9/0

RECEIVING	No-Yds/TD	GT	UM	JSU	ND	NC	UL	UP	ST
Wilson, O WR	28-332/2	2-11/0	3-14/0	6-77/0	2-22/0	2-61/0	5-27/1	1-3/0	7-117/1
Terry, T WR	23-289/1	6-52/0	-	6-77/0	9-146/1	DNP	DNP	2-14/0	DNP
McDonald, C TE	22-248/2	4-41/0	6-58/1	1-23/0	1-5/0	1-12/1	2-48/0	7-61/0	-
Helton, K WR	14-119/2	1-3/1	1-2/0	3-53/1	-	2-43/0	-	3-5/0	4-13/0
Thompson, W WR	5-104/1	1-24/0	-	DNP	1-9/0	1-33/0	1-14/0	DNP	1-24/1
Corbin, J RB	16-99/0	8-55/0	3-15/0	-	-	1-6/0	1-4/0	1-7/0	2-12/0
Toafili, L RB	9-94/0	1-12/0	2-35/0	1-0/0	1-31/0	-	-	4-16/0	DNP
Young, Jo WR	7-85/0	-	-	1-20/0	1-18/0	-	3-27/0	2-20/0	DNP
Webb, L RB	9-68/0	-	DNP	-	1-4/0	-	2-21/0	2-9/0	4-34/0
Daniel, P TE	2-45/0	-	-	-	-	1-36/0	-	1-9/0	-
Douglas, J RB	4-39/0	DNP	2-13/0	1-9/0	1-17/0	-	-	-	-
Poitier, K WR	3-31/0	DNP	2-22/0	1-9/0	DNP	DNP	-	-	-
Williamson, D WR	2-15/0	DNP	2-15/0	DNP	DNP	DNP	-	DNP	DNP
Travis, J QB	1-5/0	-	1-5/0	-	-	-	-	-	DNP

# 2020 STATS

## 2020 Florida State Football Florida State Return Stats Game-by-Game (as of Nov 16, 2020) All games

PUNT RETURNS	No-Yds	GT	UM	JSU	ND	NC	UL	UP	ST
Jay,T	2-20	1-16	-	DNP	DNP	-	-	DNP	1-4
Helton,K	4-20	-	-	3-12	-	-	1-8	-	-
Douglas,J	1-2	DNP	-	-	-	1-2	-	-	-

KICK RETURNS	No-Yds	GT	UM	JSU	ND	NC	UL	UP	ST
Jay,T	9-204	3-75	1-21	DNP	DNP	-	-	DNP	5-108
Douglas,J	8-158	DNP	-	-	-	-	7-137	1-21	-
Helton,K	5-130	-	-	4-109	-	-	1-21	-	-
Wren,C	3-45	DNP	-	-	3-45	DNP	DNP	-	-
Corbin,J	2-32	-	-	-	1-21	-	-	1-11	-

INT. RETURNS	No-Yds	GT	UM	JSU	ND	NC	UL	UP	ST
Samuel,A	3-74	2-74	-	1-0	-	-	-	-	-
Kaindoh,J	1-25	-	DNP	-	-	1-25	-	-	-
Brownlee,J	1-0	DNP	-	-	-	-	-	-	1-0

FUMBLE RETURNS	No-Yds	GT	UM	JSU	ND	NC	UL	UP	ST
----------------	--------	----	----	-----	----	----	----	----	----

# 2020 STATS

## 2020 Florida State Football Florida State Sacks Game-by-Game (as of Nov 16, 2020) All games

SACKS	UA-A	Total	GT	UM	JSU	ND	NC	UL	UP	ST
Robinson, J DE	3-0	3.0	-	-	-	-	2.0-16	-	-	1.0-10
Lovett, F DT	1-0	1.0	-	-	-	-	DNP	-	1.0-2	-
Wilson, M DT	1-0	1.0	-	-	1.0-5	-	-	-	DNP	DNP
Brownlee, J DB	1-0	1.0	DNP	-	-	-	1.0-6	-	-	-
Thompson, T DT	1-0	1.0	-	-	1.0-2	-	DNP	-	-	-
Gainer, A LB	0-1	0.5	0.5-2	-	-	-	-	-	-	-
Lundy, D LB	0-1	0.5	DNP	DNP	-	-	0.5-3	-	-	-
Durden, C DT	0-1	0.5	-	-	-	-	0.5-3	-	-	DNP
Woodie, R DB	0-1	0.5	0.5-3	-	-	-	-	-	-	-

# 2020 STATS

## 2020 Florida State Football Florida State Tackle For Loss Game-by-Game (as of Nov 16, 2020) All games

TACKLES FOR LOSS	UA-A	Total	GT	UM	JSU	ND	NC	UL	UP	ST
Robinson, J DE	6-2	7.0	-	-	-	-	3.0-19	-	1.5-3	2.5-12
Rice, E LB	3-7	6.5	-	-	1.0-1	1.0-1	1.0-3	1.0-1	1.0-1	1.5-6
Gainer, A LB	3-4	5.0	2.5-10	1.0-3	0.5-0	-	0.5-1	-	-	0.5-0
Dix, S LB	2-2	3.0	0.5-1	1.0-1	-	-	-	1.0-1	0.5-0	-
Woodie, R DB	2-1	2.5	0.5-3	1.0-1	-	-	-	1.0-1	-	-
McLendon, D DE	2-1	2.5	-	-	-	-	1.0-2	-	1.0-2	0.5-3
Cooper, R DT	2-0	2.0	-	-	DNP	-	-	1.0-1	1.0-1	-
Wilson, M DT	2-0	2.0	-	-	1.0-5	-	-	1.0-3	DNP	DNP
Brownlee, J DB	2-0	2.0	DNP	-	-	-	1.0-6	-	1.0-3	-
Lars-Woodbey, J DB	1-1	1.5	1.0-3	-	-	-	0.5-3	-	-	-
Lovett, F DT	1-1	1.5	-	-	-	-	DNP	-	1.0-2	0.5-1
Kaindoh, J DE	1-1	1.5	-	DNP	1.5-8	-	-	-	-	-
Warner, L LB	1-0	1.0	1.0-5	-	-	-	-	-	-	-
Samuel, A DB	1-0	1.0	-	-	-	-	-	-	1.0-1	-
Griffis, J DE	1-0	1.0	-	1.0-5	-	-	-	-	DNP	DNP
Thompson, T DT	1-0	1.0	-	-	1.0-2	-	DNP	-	-	-
Gant, B DB	1-0	1.0	-	1.0-2	-	-	-	-	-	-
Durden, C DT	0-1	0.5	-	-	-	-	0.5-3	-	-	DNP
Lundy, D LB	0-1	0.5	DNP	DNP	-	-	0.5-3	-	-	-
Nasirideen, H DB	0-1	0.5	DNP	DNP	DNP	DNP	DNP	DNP	DNP	0.5-0
Green, Re DB	0-1	0.5	0.5-2	-	-	-	-	DNP	DNP	DNP

# 2020 STATS

## 2020 Florida State Football Florida State Fumbles Game-by-Game (as of Nov 16, 2020) All games

FUMBLES	No-Lost	GT	UM	JSU	ND	NC	UL	UP	ST
Travis,J QB	3-0	-	1-0	-	-	-	1-0	1-0	DNP
Wilson,O WR	2-0	1-0	-	-	-	-	-	1-0	-
Blackman,J QB	2-2	2-2	-	DNP	-	DNP	DNP	-	DNP
Purdy,C QB	1-0	DNP	DNP	DNP	DNP	DNP	-	-	1-0
Webb,L RB	1-0	-	DNP	-	-	-	-	-	1-0
Jay,T	1-1	-	-	DNP	DNP	-	-	DNP	1-1

FUMBLES FORCED	Number	GT	UM	JSU	ND	NC	UL	UP	ST
Gainer,A	1	-	-	-	1	-	-	-	-
Jay,T	1	-	1	DNP	DNP	-	-	DNP	-
Samuel,A	1	-	-	-	-	-	-	1	-
Briggs,D	1	DNP	DNP	DNP	DNP	-	1	-	-
Durden,C	1	-	1	-	-	-	-	-	DNP
Green,Re	1	-	1	-	-	-	DNP	DNP	DNP

FUMBLES RECOVERED	Number	GT	UM	JSU	ND	NC	UL	UP	ST
Samuel,A	2	-	1	-	1	-	-	-	-
Woodie,R	1	-	1	-	-	-	-	-	-
Sheffield,D RB	1	-	-	-	1	-	-	-	-
Douglas,J RB	1	DNP	-	-	-	-	1	-	-



# SINGLE-GAME CAREER HIGHS

## Becker, C

All-purpose yards: 11, vs Southern Miss, Dec 27, 2017  
 Kick returns: 1, vs Southern Miss, Dec 27, 2017  
 Kick return yards: 11, vs Southern Miss, Dec 27, 2017 (1 returns)  
 Long kick return: 11, vs Southern Miss, Dec 27, 2017  
 Interceptions: 1 [t-6th], vs Michigan, Dec 30, 2016  
 Tackles: 10, at Arizona State, Dec 31, 2019 (5-5); vs Arizona State, Dec 31, 2019 (5-5)  
 Sacks: 2.0 [t-6th], Boise State, Aug 31, 2019 (2-0)  
 Tackles for loss: 2.0, Boise State, Aug 31, 2019 (2-0)  
 Fumbles forced: 1 [t-5th], Boise State, Aug 31, 2019

## Briggs, D

Tackles: 6, at Boston College, Nov 09, 2019 (0-6); Alabama State, Nov 16, 2019 (5-1)  
 Sacks: 1.0, Alabama State, Nov 16, 2019 (1-0)  
 Tackles for loss: 2.0, Alabama State, Nov 16, 2019 (2-0)  
 Fumbles forced: 1 [t-5th], at Louisville, Oct 24, 2020; NC State, Sep 28, 2019  
 Fumbles recovered: 1 [t-2nd], at Clemson, Oct 12, 2019  
 Pass breakups: 1, Boston College, Nov 17, 2018; at Wake Forest, Oct 19, 2019

## Brooks, D

All-purpose yards: 18, North Carolina, Oct 17, 2020  
 Punt return yards: 18, North Carolina, Oct 17, 2020 (0 returns)  
 Long punt return: 18, North Carolina, Oct 17, 2020  
 Tackles: 9, at Syracuse, Sep 15, 2018 (2-7); at Louisville, Sep 29, 2018 (4-5)  
 Sacks: 1.0, at Louisville, Sep 29, 2018 (1-0)  
 Tackles for loss: 2.0, at Louisville, Sep 29, 2018 (2-0)  
 Fumbles forced: 1 [t-5th], at Louisville, Sep 29, 2018  
 Fumbles recovered: 1 [t-2nd], at Miami (FL), Oct 06, 2018  
 Pass breakups: 2 [t-7th], at Miami, Sep 26, 2020

## Brownlee, J

Interceptions: 1 [t-6th], at NC State, Nov 14, 2020  
 Tackles: 8, Pitt, Nov 07, 2020 (6-2); Pittsburgh, Nov 07, 2020 (6-2)  
 Sacks: 1.0, North Carolina, Oct 17, 2020 (1-0)  
 Tackles for loss: 1.0, Pitt, Nov 07, 2020 (1-0); Pittsburgh, Nov 07, 2020 (1-0); North Carolina, Oct 17, 2020 (1-0)  
 Pass breakups: 1, at Louisville, Oct 24, 2020

## Cooper, R

Tackles: 8, Syracuse, Oct 26, 2019 (2-6)  
 Sacks: 1.0, at Arizona State, Dec 31, 2019 (1-0); vs Arizona State, Dec 31, 2019 (1-0); Syracuse, Oct 26, 2019 (0-2)  
 Tackles for loss: 2.0, Syracuse, Oct 26, 2019 (1-2)  
 Fumbles recovered: 1 [t-2nd], Boise State, Aug 31, 2019  
 Pass breakups: 1, Miami, Nov 02, 2019; Georgia Tech, Sep 12, 2020

## Corbin, J

Points scored: 6, at NC State, Nov 14, 2020; Jacksonville State, Oct 03, 2020  
 Touchdowns: 1, at NC State, Nov 14, 2020; Jacksonville State, Oct 03, 2020  
 Rush attempts: 14, at NC State, Nov 14, 2020; Jacksonville State, Oct 03, 2020  
 Rush yards: 77, at NC State, Nov 14, 2020 (14 carries)  
 Rush TDs: 1, at NC State, Nov 14, 2020; Jacksonville State, Oct 03, 2020  
 Long rush: 28, at NC State, Nov 14, 2020  
 Receptions: 8, Georgia Tech, Sep 12, 2020  
 Receiving yards: 55, Georgia Tech, Sep 12, 2020 (8 receptions)

# SINGLE-GAME CAREER HIGHS

Long reception: 18, Georgia Tech, Sep 12, 2020  
 Total offense attempts: 14, at NC State, Nov 14, 2020 (14 rush,0 pass); Jacksonville State, Oct 03, 2020 (14 rush,0 pass)  
 Total offense yards: 77, at NC State, Nov 14, 2020 (77 rush,0 pass)  
 All-purpose yards: 89, at NC State, Nov 14, 2020  
 Kick returns: 1, Pitt, Nov 07, 2020; Pittsburgh, Nov 07, 2020; at Notre Dame, Oct 10, 2020  
 Kick return yards: 21, at Notre Dame, Oct 10, 2020 (1 returns)  
 Long kick return: 21, at Notre Dame, Oct 10, 2020  
 Tackles: 1, Georgia Tech, Sep 12, 2020 (0-1)

## Daniel,P

Receptions: 1, Pitt, Nov 07, 2020; Pittsburgh, Nov 07, 2020; North Carolina, Oct 17, 2020  
 Receiving yards: 36, North Carolina, Oct 17, 2020 (1 receptions)  
 Long reception: 36, North Carolina, Oct 17, 2020  
 All-purpose yards: 36, North Carolina, Oct 17, 2020  
 Tackles: 1, Pitt, Nov 07, 2020 (0-1); Pittsburgh, Nov 07, 2020 (0-1)

## DeLoach,K

Tackles: 4, Georgia Tech, Sep 12, 2020 (4-0)

## Dent,A

Receptions: 1, Alabama State, Nov 16, 2019; Syracuse, Oct 26, 2019  
 Receiving yards: 3, Alabama State, Nov 16, 2019 (1 receptions)  
 Long reception: 3, Alabama State, Nov 16, 2019  
 All-purpose yards: 3, Alabama State, Nov 16, 2019

## Dent,Ak

Tackles: 9, at Wake Forest, Oct 19, 2019 (5-4)  
 Tackles for loss: 1.0, Alabama State, Nov 16, 2019 (1-0)  
 Pass breakups: 2 [t-7th], Miami, Nov 02, 2019; Alabama State, Nov 16, 2019; NC State, Sep 28, 2019

## Dix,S

Tackles: 9, North Carolina, Oct 17, 2020 (2-7)  
 Tackles for loss: 1.0, at Louisville, Oct 24, 2020 (1-0); at Miami, Sep 26, 2020 (1-0)

## Dotson,M

Tackles: 4, at Notre Dame, Oct 10, 2020 (3-1); North Carolina, Oct 17, 2020 (3-1)

## Douglas,J

Rush attempts: 3, at Miami, Sep 26, 2020  
 Rush yards: 5, at NC State, Nov 14, 2020 (1 carries); at Miami, Sep 26, 2020 (3 carries)  
 Long rush: 5, at NC State, Nov 14, 2020  
 Receptions: 2, at Miami, Sep 26, 2020  
 Receiving yards: 17, at Notre Dame, Oct 10, 2020 (1 receptions)  
 Long reception: 17, at Notre Dame, Oct 10, 2020  
 Total offense attempts: 3, at Miami, Sep 26, 2020 (3 rush,0 pass)  
 Total offense yards: 5, at NC State, Nov 14, 2020 (5 rush,0 pass); at Miami, Sep 26, 2020 (5 rush,0 pass)  
 All-purpose yards: 137, at Louisville, Oct 24, 2020  
 Punt returns: 1, North Carolina, Oct 17, 2020  
 Punt return yards: 2, North Carolina, Oct 17, 2020 (1 returns)  
 Kick returns: 7 [1st], at Louisville, Oct 24, 2020

# SINGLE-GAME CAREER HIGHS

Kick return yards: 137 [2nd], at Louisville, Oct 24, 2020 (7 returns)  
 Long kick return: 28, at Louisville, Oct 24, 2020  
 Tackles: 1, Pitt, Nov 07, 2020 (0-1); Pittsburgh, Nov 07, 2020 (0-1)  
 Fumbles recovered: 1 [t-2nd], at Louisville, Oct 24, 2020  
 Blocked kicks: 1 [t-2nd], North Carolina, Oct 17, 2020

## **Durden,C**

Tackles: 6, at NC State, Nov 03, 2018 (1-5); at Boston College, Nov 09, 2019 (2-4)  
 Sacks: 1.5, at Virginia, Sep 14, 2019 (1-1)  
 Tackles for loss: 2.0, Wake Forest, Oct 20, 2018 (2-0)  
 Fumbles forced: 1 [t-5th], ULM, Sep 07, 2019; at Miami, Sep 26, 2020  
 Pass breakups: 1, Virginia Tech, Sep 03, 2018; Syracuse, Oct 26, 2019; Louisville, Sep 21, 2019  
 Blocked kicks: 1 [t-2nd], at Notre Dame, Nov 10, 2018

## **Fitzgerald,R**

Points scored: 8, at Notre Dame, Oct 10, 2020  
 Kick PATs: 5, Jacksonville State, Oct 03, 2020  
 Points by kicking: 8, at Notre Dame, Oct 10, 2020  
 Field goals made: 2, at Notre Dame, Oct 10, 2020  
 Field goal attempts: 3, North Carolina, Oct 17, 2020  
 Longest field goal: 42, at Notre Dame, Oct 10, 2020

## **Fuller,Q**

Tackles: 1, Georgia Tech, Sep 12, 2020 (1-0)

## **Gainer,A**

Tackles: 12, at Boston College, Nov 09, 2019 (4-8); at NC State, Nov 14, 2020 (4-8)  
 Sacks: 2.0 [t-6th], NC State, Sep 28, 2019 (2-0)  
 Tackles for loss: 2.5, Georgia Tech, Sep 12, 2020 (2-1); NC State, Sep 28, 2019 (2-0)  
 Fumbles forced: 1 [t-5th], Miami, Nov 02, 2019; at Notre Dame, Oct 10, 2020; NC State, Sep 28, 2019  
 Fumbles recovered: 1 [t-2nd], at Arizona State, Dec 31, 2019; vs Arizona State, Dec 31, 2019

## **Gant,B**

Tackles: 7, at Arizona State, Dec 31, 2019 (3-4); vs Arizona State, Dec 31, 2019 (3-4); at Miami, Sep 26, 2020 (4-3)  
 Tackles for loss: 1.0, Alabama State, Nov 16, 2019 (1-0); at Miami, Sep 26, 2020 (1-0)

## **Glenn,K**

Tackles: 1, Jacksonville State, Oct 03, 2020 (0-1)

## **Glennon,G**

Tackles: 1, 4 times

# SINGLE-GAME CAREER HIGHS

## Green,Re

Tackles: 9, Georgia Tech, Sep 12, 2020 (6-3)  
 Tackles for loss: 1.0, Boise State, Aug 31, 2019 (1-0)  
 Fumbles forced: 1 [t-5th], at Miami, Sep 26, 2020  
 Pass breakups: 1, at Clemson, Oct 12, 2019; at Miami, Sep 26, 2020; NC State, Sep 28, 2019

## Griffis,J

Tackles: 2, Georgia Tech, Sep 12, 2020 (0-2)  
 Tackles for loss: 1.0, at Miami, Sep 26, 2020 (1-0)

## Grothaus,P

Points scored: 7, Georgia Tech, Sep 12, 2020  
 Kick PATs: 3, Syracuse, Oct 26, 2019  
 Points by kicking: 7, Georgia Tech, Sep 12, 2020  
 Field goals made: 2, Georgia Tech, Sep 12, 2020  
 Field goal attempts: 3, Georgia Tech, Sep 12, 2020  
 Longest field goal: 53 [t-1st], Georgia Tech, Sep 12, 2020  
 Tackles: 1, at Florida, Nov 30, 2019 (1-0); at Notre Dame, Oct 10, 2020 (1-0); at Virginia, Sep 14, 2019 (1-0)

## Helton,K

Points scored: 6, 6 times  
 Touchdowns: 1, 6 times  
 Rush attempts: 1, 4 times  
 Rush yards: 14, Boise State, Aug 31, 2019 (1 carries)  
 Long rush: 14, Boise State, Aug 31, 2019  
 Receptions: 7, Louisville, Sep 21, 2019  
 Receiving yards: 100, Clemson, Oct 27, 2018 (3 receptions)  
 Receiving TDs: 1, 6 times  
 Long reception: 73, Clemson, Oct 27, 2018  
 Total offense attempts: 1, 4 times  
 Total offense yards: 14, Boise State, Aug 31, 2019 (14 rush,0 pass)  
 All-purpose yards: 174, Jacksonville State, Oct 03, 2020  
 Punt returns: 3, Jacksonville State, Oct 03, 2020  
 Punt return yards: 12, Jacksonville State, Oct 03, 2020 (3 returns)  
 Long punt return: 8, Jacksonville State, Oct 03, 2020; at Louisville, Oct 24, 2020  
 Kick returns: 5 [t-4th], ULM, Sep 07, 2019  
 Kick return yards: 135 [3rd], ULM, Sep 07, 2019 (5 returns)  
 Long kick return: 58 [t-6th], NC State, Sep 28, 2019  
 Tackles: 2, Boston College, Nov 17, 2018 (0-2)

## Jay,T

All-purpose yards: 112, at NC State, Nov 14, 2020  
 Punt returns: 1, at NC State, Nov 14, 2020; Georgia Tech, Sep 12, 2020  
 Punt return yards: 16, Georgia Tech, Sep 12, 2020 (1 returns)  
 Long punt return: 16, Georgia Tech, Sep 12, 2020  
 Kick returns: 5 [t-4th], at NC State, Nov 14, 2020  
 Kick return yards: 108 [9th], at NC State, Nov 14, 2020 (5 returns)  
 Long kick return: 31, at NC State, Nov 14, 2020; Georgia Tech, Sep 12, 2020  
 Tackles: 7, North Carolina, Oct 17, 2020 (3-4); at Miami, Sep 26, 2020 (6-1)  
 Fumbles forced: 1 [t-5th], at Miami, Sep 26, 2020

# SINGLE-GAME CAREER HIGHS

## Johnson, B

Tackles: 1, Georgia Tech, Sep 12, 2020 (1-0)

## Jones, J

Tackles: 5, at Louisville, Oct 24, 2020 (2-3)

Pass breakups: 1, at Miami, Sep 26, 2020

## Kaindoh, J

Points scored: 6, North Carolina, Oct 17, 2020

Touchdowns: 1, North Carolina, Oct 17, 2020

All-purpose yards: 25, North Carolina, Oct 17, 2020

Interceptions: 1 [t-6th], North Carolina, Oct 17, 2020

Long interception return: 25, North Carolina, Oct 17, 2020

Tackles: 6, Delaware State, Nov 18, 2017 (5-1)

Sacks: 4.0 [2nd], Delaware State, Nov 18, 2017 (4-0)

Tackles for loss: 4.0 [t-4th], Delaware State, Nov 18, 2017 (4-0)

Fumbles forced: 1 [t-5th], Louisville, Oct 21, 2017

Pass breakups: 1, at Notre Dame, Nov 10, 2018; Pitt, Nov 07, 2020; Pittsburgh, Nov 07, 2020

## Kerr, A

Tackles: 1, Wake Forest, Oct 20, 2018 (1-0); Alabama State, Nov 16, 2019 (1-0)

Tackles for loss: 1.0, Wake Forest, Oct 20, 2018 (1-0)

## Lars-Woodbey, J

Tackles: 11, Florida, Nov 24, 2018 (5-6)

Sacks: 1.0, Florida, Nov 24, 2018 (1-0)

Tackles for loss: 1.5, at NC State, Nov 03, 2018 (1-0); Florida, Nov 24, 2018 (1-0); Virginia Tech, Sep 03, 2018 (1-0)

Fumbles forced: 1 [t-5th], Virginia Tech, Sep 03, 2018

Fumbles recovered: 1 [t-2nd], ULM, Sep 07, 2019

Pass breakups: 2 [t-7th], at Notre Dame, Nov 10, 2018; Wake Forest, Oct 20, 2018

## Love-Taylor, D

Tackles: 1, at Notre Dame, Oct 10, 2020 (1-0)

## Lovett, F

Tackles: 5, at NC State, Nov 14, 2020 (1-4)

Sacks: 1.0, Pitt, Nov 07, 2020 (1-0); Pittsburgh, Nov 07, 2020 (1-0)

Tackles for loss: 1.0, Pitt, Nov 07, 2020 (1-0); Pittsburgh, Nov 07, 2020 (1-0)



# SINGLE-GAME CAREER HIGHS

## Lundy,D

Tackles: 2, Pitt, Nov 07, 2020 (1-1); Pittsburgh, Nov 07, 2020 (1-1); at Louisville, Oct 24, 2020 (2-0)  
 Sacks: .5, North Carolina, Oct 17, 2020 (0-1)  
 Tackles for loss: .5, North Carolina, Oct 17, 2020 (0-1)

## Martin,T

Punt attempts: 9 [t-3rd], at Clemson, Oct 12, 2019  
 Punt yards: 342 [9th], at Clemson, Oct 12, 2019 (9 punts)  
 Longest punt: 59 [t-9th], at Virginia, Sep 14, 2019

## Mastromanno,A

Punt attempts: 6, Pitt, Nov 07, 2020; Pittsburgh, Nov 07, 2020; at Notre Dame, Oct 10, 2020  
 Punt yards: 269, Pitt, Nov 07, 2020 (6 punts); Pittsburgh, Nov 07, 2020 (6 punts)  
 Longest punt: 54, at Miami, Sep 26, 2020

## McDonald,C

Points scored: 6, North Carolina, Oct 17, 2020; at Miami, Sep 26, 2020  
 Touchdowns: 1, North Carolina, Oct 17, 2020; at Miami, Sep 26, 2020  
 Receptions: 7, Pitt, Nov 07, 2020; Pittsburgh, Nov 07, 2020  
 Receiving yards: 61, Pitt, Nov 07, 2020 (7 receptions); Pittsburgh, Nov 07, 2020 (7 receptions)  
 Receiving TDs: 1, North Carolina, Oct 17, 2020; at Miami, Sep 26, 2020  
 Long reception: 30, at Louisville, Oct 24, 2020  
 All-purpose yards: 61, Pitt, Nov 07, 2020; Pittsburgh, Nov 07, 2020  
 Tackles: 1, 4 times

## McLendon,D

Tackles: 2, Pitt, Nov 07, 2020 (2-0); Pittsburgh, Nov 07, 2020 (2-0)  
 Tackles for loss: 1.0, Pitt, Nov 07, 2020 (1-0); Pittsburgh, Nov 07, 2020 (1-0); North Carolina, Oct 17, 2020 (1-0)

## McRae,J

Tackles: 3, Georgia Tech, Sep 12, 2020 (3-0); Louisville, Sep 21, 2019 (2-1)  
 Sacks: 1.0, Boise State, Aug 31, 2019 (1-0)  
 Tackles for loss: 1.0, Boise State, Aug 31, 2019 (1-0); at Arizona State, Dec 31, 2019 (1-0); vs Arizona State, Dec 31, 2019 (1-0)

## Murray,G

Tackles: 1, Georgia Tech, Sep 12, 2020 (0-1)

## Nasirildeen,H

Points scored: 6, Alabama State, Nov 16, 2019  
 Touchdowns: 1, Alabama State, Nov 16, 2019  
 All-purpose yards: 80, Alabama State, Nov 16, 2019  
 Interceptions: 1 [t-6th], Boston College, Nov 17, 2018; Alabama State, Nov 16, 2019; at Clemson, Oct 12, 2019  
 Long interception return: 80 [2nd], Alabama State, Nov 16, 2019  
 Tackles: 22 [1st], at Boston College, Nov 09, 2019 (11-11)  
 Sacks: 1.0, Syracuse, Oct 26, 2019 (0-2)  
 Tackles for loss: 1.0, Alabama State, Nov 16, 2019 (1-0); Syracuse, Oct 26, 2019 (0-2)  
 Fumbles forced: 2 [t-1st], Boise State, Aug 31, 2019

# SINGLE-GAME CAREER HIGHS

Fumbles recovered: 1 [t-2nd], Miami, Nov 02, 2019  
Pass breakups: 1, 8 times

## Poitier, K

Receptions: 2, at Miami, Sep 26, 2020  
Receiving yards: 22, at Miami, Sep 26, 2020 (2 receptions)  
Long reception: 14, at Miami, Sep 26, 2020  
All-purpose yards: 22, at Miami, Sep 26, 2020  
Tackles: 1, Pitt, Nov 07, 2020 (1-0); Pittsburgh, Nov 07, 2020 (1-0)

## Purdy, C

Rush attempts: 12, at NC State, Nov 14, 2020  
Rush yards: 54, at NC State, Nov 14, 2020 (12 carries)  
Long rush: 21, at NC State, Nov 14, 2020  
Pass attempts: 23, at NC State, Nov 14, 2020  
Pass completions: 15, at NC State, Nov 14, 2020  
Pass yards: 181, at NC State, Nov 14, 2020  
Pass TDs: 2, at NC State, Nov 14, 2020  
Had intercepted: 1, Pitt, Nov 07, 2020; Pittsburgh, Nov 07, 2020  
Long pass: 69, at NC State, Nov 14, 2020  
Total offense attempts: 35, at NC State, Nov 14, 2020 (12 rush, 23 pass)  
Total offense yards: 235, at NC State, Nov 14, 2020 (54 rush, 181 pass)  
All-purpose yards: 54, at NC State, Nov 14, 2020

## Ray, M

Tackles: 2, Pitt, Nov 07, 2020 (2-0); Pittsburgh, Nov 07, 2020 (2-0)

## Rector, W

Points scored: 6, Pitt, Nov 07, 2020; Pittsburgh, Nov 07, 2020  
Touchdowns: 1, Pitt, Nov 07, 2020; Pittsburgh, Nov 07, 2020  
Rush attempts: 1, Pitt, Nov 07, 2020; Pittsburgh, Nov 07, 2020  
Rush yards: 1, Pitt, Nov 07, 2020 (1 carries); Pittsburgh, Nov 07, 2020 (1 carries)  
Rush TDs: 1, Pitt, Nov 07, 2020; Pittsburgh, Nov 07, 2020  
Long rush: 1, Pitt, Nov 07, 2020; Pittsburgh, Nov 07, 2020  
Total offense attempts: 1, Pitt, Nov 07, 2020 (1 rush, 0 pass); Pittsburgh, Nov 07, 2020 (1 rush, 0 pass)  
Total offense yards: 1, Pitt, Nov 07, 2020 (1 rush, 0 pass); Pittsburgh, Nov 07, 2020 (1 rush, 0 pass)  
All-purpose yards: 1, Pitt, Nov 07, 2020; Pittsburgh, Nov 07, 2020  
Tackles: 1, 5 times

## Rice, E

Points scored: 2, at Louisville, Oct 24, 2020  
Interceptions: 1 [t-6th], at Duke, Oct 14, 2017  
Tackles: 14 [t-7th], at Wake Forest, Oct 19, 2019 (9-5)  
Sacks: 1.0, Wake Forest, Oct 20, 2018 (1-0); at Boston College, Nov 09, 2019 (1-0); at Louisville, Oct 24, 2020 (1-0)  
Tackles for loss: 1.5, at NC State, Nov 14, 2020 (1-0)  
Fumbles recovered: 1 [t-2nd], NC State, Sep 28, 2019  
Pass breakups: 1, at Boston College, Nov 09, 2019; at Louisville, Oct 24, 2020; Georgia Tech, Sep 12, 2020

# SINGLE-GAME CAREER HIGHS

## Robinson,J

Tackles: 9, Syracuse, Oct 26, 2019 (4-5)  
 Sacks: 2.0 [t-6th], North Carolina, Oct 17, 2020 (2-0)  
 Tackles for loss: 4.0 [t-4th], at Clemson, Oct 12, 2019 (4-0)  
 Fumbles forced: 1 [t-5th], at Clemson, Oct 12, 2019; Louisville, Sep 21, 2019  
 Fumbles recovered: 1 [t-2nd], Boise State, Aug 31, 2019; at Arizona State, Dec 31, 2019; vs Arizona State, Dec 31, 2019  
 Pass breakups: 1, Florida, Nov 24, 2018; Boise State, Aug 31, 2019; at Miami, Sep 26, 2020  
 Blocked kicks: 1 [t-2nd], Georgia Tech, Sep 12, 2020

## Rodemaker,T

Rush attempts: 3, Jacksonville State, Oct 03, 2020; at Miami, Sep 26, 2020  
 Rush yards: 9, at NC State, Nov 14, 2020 (2 carries)  
 Long rush: 17, at NC State, Nov 14, 2020  
 Pass attempts: 12, Jacksonville State, Oct 03, 2020  
 Pass completions: 8, Jacksonville State, Oct 03, 2020  
 Pass yards: 58, Jacksonville State, Oct 03, 2020  
 Had intercepted: 1, at NC State, Nov 14, 2020; Jacksonville State, Oct 03, 2020; at Miami, Sep 26, 2020  
 Long pass: 23, Jacksonville State, Oct 03, 2020  
 Total offense attempts: 15, Jacksonville State, Oct 03, 2020 (3 rush,12 pass)  
 Total offense yards: 42, at Miami, Sep 26, 2020 (-5 rush,47 pass)  
 All-purpose yards: 9, at NC State, Nov 14, 2020

## Samuel,A

All-purpose yards: 74, Georgia Tech, Sep 12, 2020  
 Punt returns: 1, Boston College, Nov 17, 2018  
 Interceptions: 2 [t-1st], Georgia Tech, Sep 12, 2020  
 Long interception return: 38, Georgia Tech, Sep 12, 2020  
 Tackles: 9, Jacksonville State, Oct 03, 2020 (5-4)  
 Tackles for loss: 1.0, 4 times  
 Fumbles forced: 1 [t-5th], Pitt, Nov 07, 2020; Pittsburgh, Nov 07, 2020  
 Fumbles recovered: 1 [t-2nd], at Notre Dame, Oct 10, 2020; at Miami, Sep 26, 2020  
 Pass breakups: 3 [t-3rd], Clemson, Oct 27, 2018

## Scott,B

Tackles: 1, Georgia Tech, Sep 12, 2020 (1-0)

## Scott,R

Tackles: 1, at Louisville, Oct 24, 2020 (1-0)

## Sheffield,D

Points scored: 6, Alabama State, Nov 16, 2019  
 Touchdowns: 1, Alabama State, Nov 16, 2019  
 Rush attempts: 18, at Arizona State, Dec 31, 2019; vs Arizona State, Dec 31, 2019  
 Rush yards: 87, at Arizona State, Dec 31, 2019 (18 carries); vs Arizona State, Dec 31, 2019 (18 carries)  
 Rush TDs: 1, Alabama State, Nov 16, 2019  
 Long rush: 17, Alabama State, Nov 16, 2019  
 Receptions: 1, at Arizona State, Dec 31, 2019; vs Arizona State, Dec 31, 2019  
 Receiving yards: 1, at Arizona State, Dec 31, 2019 (1 receptions); vs Arizona State, Dec 31, 2019 (1 receptions)  
 Long reception: 1, at Arizona State, Dec 31, 2019; vs Arizona State, Dec 31, 2019  
 Total offense attempts: 18, at Arizona State, Dec 31, 2019 (18 rush,0 pass); vs Arizona State, Dec 31, 2019 (18 rush,0 pass)  
 Total offense yards: 87, at Arizona State, Dec 31, 2019 (87 rush,0 pass); vs Arizona State, Dec 31, 2019 (87 rush,0 pass)  
 All-purpose yards: 88, at Arizona State, Dec 31, 2019; vs Arizona State, Dec 31, 2019  
 Tackles: 1, at Arizona State, Dec 31, 2019 (1-0); vs Arizona State, Dec 31, 2019 (1-0); Georgia Tech, Sep 12, 2020 (0-1)

# SINGLE-GAME CAREER HIGHS

Fumbles recovered: 1 [t-2nd], at Notre Dame, Oct 10, 2020

## Thompson,T

Tackles: 4, at Arizona State, Dec 31, 2019 (1-3); vs Arizona State, Dec 31, 2019 (1-3)  
Sacks: 1.0, Alabama State, Nov 16, 2019 (1-0); Jacksonville State, Oct 03, 2020 (1-0)  
Tackles for loss: 2.0, Alabama State, Nov 16, 2019 (2-0)

## Thompson,W

Points scored: 6, at NC State, Nov 14, 2020  
Touchdowns: 1, at NC State, Nov 14, 2020  
Receptions: 2, Boise State, Aug 31, 2019; NC State, Sep 28, 2019  
Receiving yards: 50, Boise State, Aug 31, 2019 (2 receptions)  
Receiving TDs: 1, at NC State, Nov 14, 2020  
Long reception: 51, Boise State, Aug 31, 2019  
All-purpose yards: 50, Boise State, Aug 31, 2019

## Toafili,L

Points scored: 6, Jacksonville State, Oct 03, 2020  
Touchdowns: 1, Jacksonville State, Oct 03, 2020  
Rush attempts: 12, Jacksonville State, Oct 03, 2020  
Rush yards: 99, Jacksonville State, Oct 03, 2020 (12 carries)  
Rush TDs: 1, Jacksonville State, Oct 03, 2020  
Long rush: 49, at Louisville, Oct 24, 2020  
Receptions: 4, Pitt, Nov 07, 2020; Pittsburgh, Nov 07, 2020  
Receiving yards: 35, at Miami, Sep 26, 2020 (2 receptions)  
Long reception: 31, at Notre Dame, Oct 10, 2020  
Total offense attempts: 12, Jacksonville State, Oct 03, 2020 (12 rush,0 pass)  
Total offense yards: 99, Jacksonville State, Oct 03, 2020 (99 rush,0 pass)  
All-purpose yards: 99, Jacksonville State, Oct 03, 2020; at Miami, Sep 26, 2020

## Travis,J

Points scored: 12, at Boston College, Nov 09, 2019; North Carolina, Oct 17, 2020  
Touchdowns: 2, at Boston College, Nov 09, 2019; North Carolina, Oct 17, 2020  
Rush attempts: 19, at Notre Dame, Oct 10, 2020  
Rush yards: 107, North Carolina, Oct 17, 2020 (16 carries)  
Rush TDs: 2 [t-10th], at Boston College, Nov 09, 2019; North Carolina, Oct 17, 2020  
Long rush: 88 [t-2nd], Pitt, Nov 07, 2020; Pittsburgh, Nov 07, 2020  
Pass attempts: 32, at Louisville, Oct 24, 2020  
Pass completions: 14, at Louisville, Oct 24, 2020  
Pass yards: 210, Jacksonville State, Oct 03, 2020  
Pass TDs: 1, 4 times  
Had intercepted: 1, 6 times  
Long pass: 63, Alabama State, Nov 16, 2019  
Receptions: 1, at Arizona State, Dec 31, 2019; vs Arizona State, Dec 31, 2019; at Miami, Sep 26, 2020  
Receiving yards: 18, at Arizona State, Dec 31, 2019 (1 receptions); vs Arizona State, Dec 31, 2019 (1 receptions)  
Long reception: 18, at Arizona State, Dec 31, 2019; vs Arizona State, Dec 31, 2019  
Total offense attempts: 44, at Louisville, Oct 24, 2020 (12 rush,32 pass)  
Total offense yards: 300, at Notre Dame, Oct 10, 2020 (96 rush,204 pass)  
All-purpose yards: 107, North Carolina, Oct 17, 2020

# SINGLE-GAME CAREER HIGHS

## Ward,T

Rush attempts: 10, at Arizona State, Dec 31, 2019; vs Arizona State, Dec 31, 2019  
 Rush yards: 44, at Arizona State, Dec 31, 2019 (10 carries); vs Arizona State, Dec 31, 2019 (10 carries)  
 Long rush: 11, at Arizona State, Dec 31, 2019; vs Arizona State, Dec 31, 2019  
 Total offense attempts: 10, at Arizona State, Dec 31, 2019 (10 rush,0 pass); vs Arizona State, Dec 31, 2019 (10 rush,0 pass)  
 Total offense yards: 44, at Arizona State, Dec 31, 2019 (44 rush,0 pass); vs Arizona State, Dec 31, 2019 (44 rush,0 pass)  
 All-purpose yards: 44, at Arizona State, Dec 31, 2019; vs Arizona State, Dec 31, 2019

## Warner,L

Tackles: 9, Florida, Nov 24, 2018 (3-6)  
 Sacks: 1.0, Boise State, Aug 31, 2019 (1-0); at Arizona State, Dec 31, 2019 (1-0); vs Arizona State, Dec 31, 2019 (1-0)  
 Tackles for loss: 1.0, 6 times  
 Pass breakups: 1, at Miami (FL), Oct 06, 2018

## Webb,L

Points scored: 12, Jacksonville State, Oct 03, 2020  
 Touchdowns: 2, Jacksonville State, Oct 03, 2020  
 Rush attempts: 13, at Notre Dame, Oct 10, 2020; Georgia Tech, Sep 12, 2020  
 Rush yards: 109, North Carolina, Oct 17, 2020 (12 carries)  
 Rush TDs: 2 [t-10th], Jacksonville State, Oct 03, 2020  
 Long rush: 54, North Carolina, Oct 17, 2020  
 Receptions: 4, at NC State, Nov 14, 2020  
 Receiving yards: 34, at NC State, Nov 14, 2020 (4 receptions)  
 Long reception: 13, at Louisville, Oct 24, 2020  
 Total offense attempts: 13, at Notre Dame, Oct 10, 2020 (13 rush,0 pass); Georgia Tech, Sep 12, 2020 (13 rush,0 pass)  
 Total offense yards: 109, North Carolina, Oct 17, 2020 (109 rush,0 pass)  
 All-purpose yards: 109, North Carolina, Oct 17, 2020

## Williams,Si

Tackles: 8, at NC State, Nov 14, 2020 (4-4)  
 Pass breakups: 1, at NC State, Nov 14, 2020

## Williamson,D

Receptions: 2, at Miami, Sep 26, 2020  
 Receiving yards: 15, at Miami, Sep 26, 2020 (2 receptions)  
 Long reception: 8, at Miami, Sep 26, 2020  
 All-purpose yards: 15, at Miami, Sep 26, 2020

## Wilson,M

Tackles: 10, Louisville, Sep 21, 2019 (3-7)  
 Sacks: 2.0 [t-6th], at Miami (FL), Oct 06, 2018 (2-0); Syracuse, Oct 26, 2019 (0-4); Louisville, Sep 21, 2019 (1-2)  
 Tackles for loss: 3.5 [t-8th], Louisville, Sep 21, 2019 (2-2)  
 Fumbles forced: 1 [t-5th], Samford, Sep 08, 2018; Boise State, Aug 31, 2019  
 Fumbles recovered: 1 [t-2nd], Louisville, Sep 21, 2019  
 Pass breakups: 1, 6 times  
 Blocked kicks: 2 [1st], Georgia Tech, Sep 12, 2020



# SINGLE-GAME CAREER HIGHS

## Wilson,O

Points scored: 6, 5 times

Touchdowns: 1, 5 times

Rush attempts: 2, at Arizona State, Dec 31, 2019; vs Arizona State, Dec 31, 2019

Rush yards: 15, at Arizona State, Dec 31, 2019 (2 carries); vs Arizona State, Dec 31, 2019 (2 carries)

Rush TDs: 1, at Arizona State, Dec 31, 2019; vs Arizona State, Dec 31, 2019

Long rush: 13, Jacksonville State, Oct 03, 2020

Receptions: 7, at NC State, Nov 14, 2020

Receiving yards: 117, at NC State, Nov 14, 2020 (7 receptions)

Receiving TDs: 1, at NC State, Nov 14, 2020; at Louisville, Oct 24, 2020; NC State, Sep 28, 2019

Long reception: 69, at NC State, Nov 14, 2020

Total offense attempts: 2, at Arizona State, Dec 31, 2019 (2 rush,0 pass); vs Arizona State, Dec 31, 2019 (2 rush,0 pass)

Total offense yards: 15, at Arizona State, Dec 31, 2019 (15 rush,0 pass); vs Arizona State, Dec 31, 2019 (15 rush,0 pass)

All-purpose yards: 117, at NC State, Nov 14, 2020

Tackles: 1, at NC State, Nov 14, 2020 (0-1); North Carolina, Oct 17, 2020 (1-0); Louisville, Sep 21, 2019 (1-0)

## Woodie,R

Tackles: 7, at Louisville, Oct 24, 2020 (5-2)

Sacks: 1.0, Syracuse, Oct 26, 2019 (1-0)

Tackles for loss: 1.0, at Louisville, Oct 24, 2020 (1-0); Syracuse, Oct 26, 2019 (1-0); at Miami, Sep 26, 2020 (1-0)

Fumbles forced: 1 [t-5th], at Arizona State, Dec 31, 2019; vs Arizona State, Dec 31, 2019

Fumbles recovered: 1 [t-2nd], at Miami, Sep 26, 2020

Pass breakups: 1, at Louisville, Oct 24, 2020

## Wren,C

All-purpose yards: 45, at Notre Dame, Oct 10, 2020

Kick returns: 3, at Notre Dame, Oct 10, 2020

Kick return yards: 45, at Notre Dame, Oct 10, 2020 (3 returns)

Long kick return: 22, at Notre Dame, Oct 10, 2020

## Young,Jo

Rush attempts: 1, at Arizona State, Dec 31, 2019; vs Arizona State, Dec 31, 2019

Rush yards: 9, at Arizona State, Dec 31, 2019 (1 carries); vs Arizona State, Dec 31, 2019 (1 carries)

Long rush: 9, at Arizona State, Dec 31, 2019; vs Arizona State, Dec 31, 2019

Receptions: 3, at Louisville, Oct 24, 2020

Receiving yards: 29, Syracuse, Oct 26, 2019 (1 receptions)

Long reception: 29, Syracuse, Oct 26, 2019

Total offense attempts: 1, at Arizona State, Dec 31, 2019 (1 rush,0 pass); vs Arizona State, Dec 31, 2019 (1 rush,0 pass)

Total offense yards: 9, at Arizona State, Dec 31, 2019 (9 rush,0 pass); vs Arizona State, Dec 31, 2019 (9 rush,0 pass)

All-purpose yards: 29, Syracuse, Oct 26, 2019

Tackles: 1, Miami, Nov 02, 2019 (1-0)

# SEASON & CAREER STATS

SEASON									CAREER									
Rushing	gp	att	gain	loss	net	avg	td	lg	avg/g	gp	att	gain	loss	net	avg	td	lg	avg/g
Jordan Travis	7	85	569	100	469	5.5	6	88	67.0	11	108	813	116	697	6.5	9	88	63.4
La'Damian Webb	7	69	392	23	369	5.3	3	54	52.7	7	69	392	23	369	5.3	3	54	52.7
Jashaun Corbin	8	65	340	11	329	5.1	2	28	41.1	8	65	340	11	329	5.1	2	28	41.1
Lawrance Toafili	7	30	247	8	239	8.0	1	49	34.1	7	30	247	8	239	8.0	1	49	34.1
Chubba Purdy	3	19	78	21	57	3.0	0	21	19.0	3	19	78	21	57	3.0	0	21	19.0
Ontaria Wilson	8	4	33	1	32	8.0	0	13	4.0	27	6	48	1	47	7.8	1	13	1.7
Ja'Khi Douglas	7	4	11	1	10	2.5	0	5	1.4	7	4	11	1	10	2.5	0	5	1.4
Wyatt Rector	8	1	1	0	1	1.0	1	1	0.1	8	1	1	0	1	1.0	1	1	0.1
Keyshawn Helton	8	1	0	0	0	0.0	0	0	0.0	25	4	21	0	21	5.2	0	14	0.8
Tamorrion Terry	5	2	4	4	0	0.0	0	4	0.0	30	6	22	13	9	1.5	0	14	0.3
TEAM	7	3	0	7	-7	-2.3	0	0	-1.0									
James Blackman	4	18	64	75	-11	-0.6	0	16	-2.8	33	162	480	508	-28	-0.2	1	35	-0.8
Tate Rodemaker	3	8	25	38	-13	-1.6	0	17	-4.3	3	8	25	38	-13	-1.6	0	17	-4.3
Total	8	309	1764	289	1475	4.8	13	88	184.4									
Opponents	8	299	1690	142	1548	5.2	22	70	193.5									
Passing	gp	effc	comp-att-int	pct	yds	td	lg	avg/g	gp	effc	comp-att-int	pct	yds	td	lg	avg/g		
Jordan Travis	7	119.27	59-113-5	52.2	864	4	58	123.4	11	118.88	65-124-5	52.4	943	4	63	85.7		
James Blackman	4	97.82	43-76-3	56.6	366	2	27	91.5	33	136.91	433-716-26	60.5	5445	43	91	165.0		
Chubba Purdy	3	94.33	27-53-1	50.9	219	2	69	73.0	3	94.33	27-53-1	50.9	219	2	69	73.0		
Tate Rodemaker	3	78.52	16-26-3	61.5	124	0	23	41.3	3	78.52	16-26-3	61.5	124	0	23	41.3		
TEAM	7	0.00	0-3-0	0.0	0	0	0	0.0										
Total	8	103.15	145-271-12	53.5	1573	8	69	196.6										
Opponents	8	152.18	176-259-5	68.0	2166	14	66	270.8										
Receiving	gp	no.	yds	avg	td	lg	avg/g	gp	no.	yds	avg	td	lg	avg/g				
Ontaria Wilson	8	28	332	11.9	2	69	41.5	27	53	594	11.2	3	69	22.0				
Tamorrion Terry	5	23	289	12.6	1	48	57.8	30	118	2221	18.8	18	91	74.0				
Camren McDonald	8	22	248	11.3	2	30	31.0	32	28	291	10.4	2	30	9.1				
Jashaun Corbin	8	16	99	6.2	0	18	12.4	8	16	99	6.2	0	18	12.4				
Keyshawn Helton	8	14	119	8.5	2	41	14.9	25	42	534	12.7	6	73	21.4				
Lawrance Toafili	7	9	94	10.4	0	31	13.4	7	9	94	10.4	0	31	13.4				
La'Damian Webb	7	9	68	7.6	0	13	9.7	7	9	68	7.6	0	13	9.7				
Jordan Young	7	7	85	12.1	0	20	12.1	20	11	146	13.3	0	29	7.3				
Warren Thompson	6	5	104	20.8	1	33	17.3	16	11	195	17.7	1	51	12.2				
Ja'Khi Douglas	7	4	39	9.8	0	17	5.6	7	4	39	9.8	0	17	5.6				
Kentron Poitier	5	3	31	10.3	0	14	6.2	5	3	31	10.3	0	14	6.2				
Preston Daniel	8	2	45	22.5	0	36	5.6	8	2	45	22.5	0	36	5.6				
Darion Williamson	2	2	15	7.5	0	8	7.5	2	2	15	7.5	0	8	7.5				
Jordan Travis	7	1	5	5.0	0	5	0.7	11	2	23	11.5	0	18	2.1				
Total	8	145	1573	10.8	8	69	196.6											
Opponents	8	176	2166	12.3	14	66	270.8											
Total Offense	g	plays	rush	pass	total	avg/g	g	plays	rush	pass	total	avg/g						
Jordan Travis	7	198	469	864	1333	190.4	11	232	697	943	1640	149.1						
La'Damian Webb	7	69	369	0	369	52.7	7	69	369	0	369	52.7						
James Blackman	4	94	-11	366	355	88.8	33	878	-28	5445	5417	164.2						
Jashaun Corbin	8	65	329	0	329	41.1	8	65	329	0	329	41.1						
Chubba Purdy	3	72	57	219	276	92.0	3	72	57	219	276	92.0						
Lawrance Toafili	7	30	239	0	239	34.1	7	30	239	0	239	34.1						
Tate Rodemaker	3	34	-13	124	111	37.0	3	34	-13	124	111	37.0						
Ontaria Wilson	8	4	32	0	32	4.0	27	6	47	0	47	1.7						
Ja'Khi Douglas	7	4	10	0	10	1.4	7	4	10	0	10	1.4						
Wyatt Rector	8	1	1	0	1	0.1	8	1	1	0	1	0.1						
TEAM	7	6	-7	0	-7	-1.0												
Total	8	580	1475	1573	3048	381.0												
Opponents	8	558	1548	2166	3714	464.2												

# SEASON & CAREER STATS

SEASON									CAREER									
Scoring	td	fg	PAT				dxp	saf	pts	td	fg	PAT				dxp	saf	pts
			kick	rush	rcv	pass						kick	rush	rcv	pass			
Jordan Travis	6	-	-	-	-	0-1	-	-	36	9	-	-	-	-	0-1	-	-	54
Ryan Fitzgerald	-	4-7	12-13	-	-	-	-	-	24	-	4-7	12-13	-	-	-	-	-	24
Parker Grothaus	-	4-6	6-6	-	-	-	-	-	18	-	4-6	11-12	-	-	-	-	-	23
La'Damian Webb	3	-	-	-	-	-	-	-	18	3	-	-	-	-	-	-	-	18
Keyshawn Helton	2	-	-	-	-	-	-	-	12	6	-	-	-	-	-	-	-	36
Camren McDonald	2	-	-	-	-	-	-	-	12	2	-	-	-	-	-	-	-	12
Ontaria Wilson	2	-	-	-	-	-	-	-	12	4	-	-	-	-	-	-	-	24
Jashaun Corbin	2	-	-	-	-	-	-	-	12	2	-	-	-	-	-	-	-	12
Lawrance Toafili	1	-	-	-	-	-	-	-	6	1	-	-	-	-	-	-	-	6
Warren Thompson	1	-	-	-	-	-	-	-	6	1	-	-	-	-	-	-	-	6
Joshua Kaindoh	1	-	-	-	-	-	-	-	6	1	-	-	-	-	-	-	-	6
Wyatt Rector	1	-	-	-	-	-	-	-	6	1	-	-	-	-	-	-	-	6
Tamorrion Terry	1	-	-	-	-	-	-	-	6	18	-	-	-	-	-	-	-	108
Emmett Rice	-	-	-	-	-	-	-	1	2	-	-	-	-	-	-	-	1	2
Josh Griffis	-	-	-	-	-	-	-	-	0	-	-	-	-	-	-	-	-	0
Tate Rodemaker	-	-	-	-	-	0-1	-	-	0	-	-	-	-	-	0-1	-	-	0
Chubba Purdy	-	-	-	-	-	0-1	-	-	0	-	-	-	-	-	0-1	-	-	0
Total	22	8-13	18-19	-	-	0-3	-	1	176									
Opponents	38	8-14	35-36	-	1	1-2	-	-	289									

Punt Returns	no.	yds	avg	td	lg	no.	yds	avg	td	lg
Keyshawn Helton	4	20	5.0	0	8	4	20	5.0	0	8
Travis Jay	2	20	10.0	0	16	2	20	10.0	0	16
Ja'Khi Douglas	1	2	2.0	0	0	1	2	2.0	0	0
DeCalon Brooks	0	18	0.0	0	18	0	18	0.0	0	18
Total	7	60	8.6	0	18					
Opponents	13	68	5.2	0	23					

Kick Returns	no.	yds	avg	td	lg	no.	yds	avg	td	lg
Travis Jay	9	204	22.7	0	31	9	204	22.7	0	31
Ja'Khi Douglas	8	158	19.8	0	28	8	158	19.8	0	28
Keyshawn Helton	5	130	26.0	0	37	22	554	25.2	0	58
Corey Wren	3	45	15.0	0	22	3	45	15.0	0	22
Jashaun Corbin	2	32	16.0	0	21	2	32	16.0	0	21
Total	27	569	21.1	0	37					
Opponents	15	324	21.6	0	36					

Interceptions	no.	yds	avg	td	lg	no.	yds	avg	td	lg
Asante Samuel	3	74	24.7	0	38	4	74	18.5	0	38
Jarvis Brownlee	1	0	0.0	0	0	1	0	0.0	0	0
Joshua Kaindoh	1	25	25.0	1	25	1	25	25.0	1	25
Total	5	99	19.8	1	38					
Opponents	12	141	11.8	2	50					

Fumble Returns	no.	yds	avg	td	lg	no.	yds	avg	td	lg
Total	0	0	0.0	0	0					
Opponents	1	19	19.0	0	19					

# SEASON & CAREER STATS

	SEASON								CAREER							
All Purpose	g	rush	rcv	pr	kr	ir	total	avg/g	g	rush	rcv	pr	kr	ir	total	avg/g
Jordan Travis	7	469	5	0	0	0	474	67.7	11	697	23	0	0	0	720	65.5
Jashaun Corbin	8	329	99	0	32	0	460	57.5	8	329	99	0	32	0	460	57.5
La'Damian Webb	7	369	68	0	0	0	437	62.4	7	369	68	0	0	0	437	62.4
Ontaria Wilson	8	32	332	0	0	0	364	45.5	27	47	594	0	0	0	641	23.7
Lawrance Toafili	7	239	94	0	0	0	333	47.6	7	239	94	0	0	0	333	47.6
Tamorrion Terry	5	0	289	0	0	0	289	57.8	30	9	2221	0	0	0	2230	74.3
Keyshawn Helton	8	0	119	20	130	0	269	33.6	25	21	534	20	554	0	1129	45.2
Camren McDonal	8	0	248	0	0	0	248	31.0	32	0	291	0	0	0	291	9.1
Travis Jay	5	0	0	20	204	0	224	44.8	5	0	0	20	204	0	224	44.8
Ja'Khi Douglas	7	10	39	2	158	0	209	29.9	7	10	39	2	158	0	209	29.9
Warren Thompso	6	0	104	0	0	0	104	17.3	16	0	195	0	0	0	195	12.2
Jordan Young	7	0	85	0	0	0	85	12.1	20	9	146	0	0	0	155	7.8
Asante Samuel	8	0	0	0	0	74	74	9.2	32	0	0	0	0	74	74	2.3
Chubba Purdy	3	57	0	0	0	0	57	19.0	3	57	0	0	0	0	57	19.0
Corey Wren	5	0	0	0	45	0	45	9.0	5	0	0	0	45	0	45	9.0
Preston Daniel	8	0	45	0	0	0	45	5.6	8	0	45	0	0	0	45	5.6
Kentron Poitier	5	0	31	0	0	0	31	6.2	5	0	31	0	0	0	31	6.2
Joshua Kaindoh	7	0	0	0	0	25	25	3.6	35	0	0	0	0	25	25	0.7
DeCalon Brooks	8	0	0	18	0	0	18	2.2	30	0	0	18	0	0	18	0.6
Darion Williamso	2	0	15	0	0	0	15	7.5	2	0	15	0	0	0	15	7.5
Wyatt Rector	8	1	0	0	0	0	1	0.1	8	1	0	0	0	0	1	0.1
TEAM	7	-7	0	0	0	0	-7	-1.0								
James Blackman	4	-11	0	0	0	0	-11	-2.8	33	-28	2	0	0	0	-26	-0.8
Tate Rodemaker	3	-13	0	0	0	0	-13	-4.3	3	-13	0	0	0	0	-13	-4.3
Total	8	1475	1573	60	569	99	3776	472.0								
Opponents	8	1548	2166	68	324	141	4247	530.9								

Field Goals	att	good	long	blkd	att	good	long	blkd
Ryan Fitzgerald	7	4	42	0	7	4	42	0
Parker Grothaus	6	4	53	0	6	4	53	0
Total	13	8	53	0				
Opponents	14	8	51	2				

Punting	no.	yds	avg	lg	blk	no.	yds	avg	lg	blk
Alex Mastromanno	35	1523	43.5	54	0	35	1523	43.5	54	0
Total	35	1523	43.5	54	0					
Opponents	25	1020	40.8	61	2					

Kickoffs	no.	yds	avg	tb	ob	no.	yds	avg	tb	ob
Parker Grothaus	36	2171	60.3	17	0	96	5907	61.5	59	1
Total	36	2171	60.3	17	0					
Opponents	54	3388	62.7	25	1					

# SEASON & CAREER STATS

SEASON													CAREER												
##	Defensive Leaders	gp	ua	a	total	tfl	sack	int	pbu	fr	ff	blk	gp	ua	a	total	tfl	sack	int	pbu	fr	ff	blk		
33	Amari Gainer	8	31	29	60	5.0	0.5	.	.	.	1	.	25	62	67	129	12.0	4.0	.	.	1	3	.		
1	Emmett Rice	8	24	32	56	6.5	.	.	2	.	.	.	50	77	82	159	12.5	2.0	1	3	2	.	.		
32	Stephen Dix	8	15	25	40	3.0	.	.	.	.	.	.	8	15	25	40	3.0	.	.	.	.	.	.		
26	Asante Samuel	8	23	8	31	1.0	.	3	6	2	1	.	32	71	25	96	3.0	.	4	29	2	1	.		
44	Brendan Gant	8	20	8	28	1.0	.	.	.	.	.	.	21	40	23	63	2.5	.	.	.	.	.	.		
6L	Jaiden Lars-Woodbey	8	15	13	28	1.5	.	.	1	.	.	.	24	45	60	105	7.0	1.5	.	10	1	1	.		
8	Renardo Green	5	18	9	27	0.5	.	.	1	.	1	.	18	23	10	33	1.5	.	.	3	.	1	.		
31	Raymond Woodie III	8	13	11	24	2.5	0.5	.	1	1	.	.	18	18	15	33	4.0	1.5	.	1	1	1	.		
18	Travis Jay	5	15	8	23	0.0	.	.	.	.	1	.	5	15	8	23	0.0	.	.	.	.	1	.		
3	Jarvis Brownlee	7	14	8	22	2.0	1.0	1	1	.	.	.	11	15	8	23	2.0	1.0	1	1	.	.	.		
1R	Janarius Robinson	8	10	12	22	7.0	3.0	.	1	.	.	1	41	53	48	101	20.5	8.0	.	3	2	2	1		
21	Marvin Wilson	6	11	6	17	2.0	1.0	.	.	.	.	3	39	50	60	110	15.5	9.5	.	6	1	2	3		
7J	Jarrian Jones	7	9	6	15	0.0	.	.	1	.	.	.	7	9	6	15	0.0	.	.	1	.	.	.		
23	Sidney Williams	7	8	6	14	0.0	.	.	1	.	.	.	7	8	6	14	0.0	.	.	1	.	.	.		
0L	Fabien Lovett	7	6	7	13	1.5	1.0	.	.	.	.	.	7	6	7	13	1.5	1.0	.	.	.	.	.		
27	Akeem Dent	6	8	4	12	0.0	.	.	1	.	.	.	19	29	18	47	1.5	.	.	8	.	.	.		
35	Leonard Warner	8	6	6	12	1.0	.	.	.	.	.	.	45	53	59	112	6.0	2.0	.	1	.	.	.		
91	Robert Cooper	7	8	4	12	2.0	.	.	1	.	.	.	31	29	33	62	7.5	2.0	.	2	1	.	.		
13	Joshua Kaindoh	7	5	5	10	1.5	.	1	1	.	.	.	35	35	20	55	15.0	8.0	1	2	.	1	.		
9D	Meiko Dotson	3	6	3	9	0.0	.	.	.	.	.	.	3	6	3	9	0.0	.	.	.	.	.	.		
16	Cory Durden	7	3	4	7	0.5	0.5	.	.	.	1	.	32	31	37	68	13.0	7.5	.	3	.	2	1		
46	DJ Lundy	6	5	2	7	0.5	0.5	.	.	.	.	.	6	5	2	7	0.5	0.5	.	.	.	.	.		
20	Kalen DeLoach	8	6	.	6	0.0	.	.	.	.	.	.	16	8	1	9	0.0	.	.	.	.	.	.		
14	Jaleel McRae	7	5	1	6	0.0	.	.	.	.	.	.	20	14	7	21	2.5	1.0	.	.	.	.	.		
55	Derrick McLendon II	8	4	2	6	2.5	.	.	.	.	.	.	12	4	3	7	3.0	.	.	.	.	.	.		
58	Dennis Briggs Jr.	4	3	2	5	0.0	.	.	.	.	1	.	21	18	17	35	3.5	1.0	.	2	1	2	.		
90	Tru Thompson	7	3	2	5	1.0	1.0	.	.	.	.	.	19	9	11	20	3.0	2.0	.	.	.	.	.		
28	DeCalon Brooks	8	4	1	5	0.0	.	.	2	.	.	.	30	28	38	66	3.0	1.0	.	4	1	1	.		
5N	Hamsah Nasirildeen	1	2	2	4	0.5	.	.	.	.	.	.	38	137	88	225	3.0	1.0	3	8	1	3	.		
39	Josh Griffis	6	1	3	4	1.0	.	.	.	.	.	.	6	1	3	4	1.0	.	.	.	.	.	.		
19	Wyatt Rector	8	3	1	4	0.0	.	.	.	.	.	.	8	3	1	4	0.0	.	.	.	.	.	.		
99	Malcolm Ray	6	2	.	2	0.0	.	.	.	.	.	.	6	2	.	2	0.0	.	.	.	.	.	.		
80	Ontaria Wilson	8	1	1	2	0.0	.	.	.	.	.	.	27	2	1	3	0.0	.	.	.	.	.	.		
4M	Garrett Murray	8	.	1	1	0.0	.	.	.	.	.	.	8	.	1	1	0.0	.	.	.	.	.	.		
4	Cyrus Fagan	3	1	.	1	0.0	.	.	.	.	.	.	30	47	25	72	1.0	.	1	4	2	.	.		
1S	Deonte Sheffield	8	.	1	1	0.0	.	.	.	1	.	.	12	1	1	2	0.0	.	.	.	1	.	.		
3F	Quashon Fuller	3	1	.	1	0.0	.	.	.	.	.	.	4	1	.	1	0.0	.	.	.	.	.	.		
10	Kevon Glenn	3	.	1	1	0.0	.	.	.	.	.	.	5	.	1	1	0.0	.	.	.	.	.	.		
5S	Robert Scott, Jr.	7	1	.	1	0.0	.	.	.	.	.	.	7	1	.	1	0.0	.	.	.	.	.	.		
4G	Grant Glennon	7	.	1	1	0.0	.	.	.	.	.	.	32	1	2	3	0.0	.	.	.	.	.	.		
5T	Devontay Love-Taylor	7	1	.	1	0.0	.	.	.	.	.	.	7	1	.	1	0.0	.	.	.	.	.	.		
59	Brady Scott	7	1	.	1	0.0	.	.	.	.	.	.	30	1	.	1	0.0	.	.	.	.	.	.		
88	Kentron Poitier	5	1	.	1	0.0	.	.	.	.	.	.	5	1	.	1	0.0	.	.	.	.	.	.		
45	Preston Daniel	8	.	1	1	0.0	.	.	.	.	.	.	8	.	1	1	0.0	.	.	.	.	.	.		
51	Baveon Johnson	8	1	.	1	0.0	.	.	.	.	.	.	23	1	.	1	0.0	.	.	.	.	.	.		
22	Ja'Khi Douglas	7	.	1	1	0.0	.	.	.	1	.	1	7	.	1	1	0.0	.	.	.	1	.	1		
6	Keyshawn Helton	8	1	.	1	0.0	.	.	.	.	.	.	25	2	3	5	0.0	.	.	.	.	.	.		
5	Tamorrion Terry	5	1	.	1	0.0	.	.	.	.	.	.	30	6	1	7	0.0	.	.	.	.	.	.		
0	Jashaun Corbin	8	.	1	1	0.0	.	.	.	.	.	.	8	.	1	1	0.0	.	.	.	.	.	.		
37	Parker Grothaus	8	1	.	1	0.0	.	.	.	.	.	.	20	3	.	3	0.0	.	.	.	.	.	.		
Total		8	317	238	555	44	9	5	20	5	6	5													
Opponents		8	329	234	563	62	28	12	36	3	7	.													