



# VIRGINIA CAVALIERS

## 2020-21 Schedule/Results

Nov. 25	@UCF <sup>ESPN+</sup>	L, 60-34
<b>Nov. 29</b>	<b>ECU</b> <sup>ACCNX</sup>	<b>1 p.m.</b>
<b>Dec. 3</b>	<b>JMU</b> <sup>ACCNX</sup>	<b>7 p.m.</b>
Dec. 6	@George Washington <sup>ESPN+</sup>	2 p.m.
<b>Dec. 10</b>	<b>Clemson</b> <sup>*ACCNX</sup>	<b>3 p.m.</b>
Dec. 13	@Florida State <sup>*RSN</sup>	1 p.m.
Dec. 20	@Virginia Tech <sup>*ACCNX</sup>	12 p.m.
<b>Jan. 3</b>	<b>Louisville</b> <sup>*ACC</sup>	<b>12 p.m.</b>
Jan. 7	@Syracuse <sup>*ACCNX</sup>	6 p.m.
<b>Jan. 12</b>	<b>Wake Forest</b> <sup>*ACCNX</sup>	<b>6 p.m.</b>
Jan. 14	@NC State <sup>*ACCNX</sup>	7 p.m.
<b>Jan. 17</b>	<b>Georgia Tech</b> <sup>*ACCNX</sup>	<b>1 p.m.</b>
<b>Jan. 21</b>	<b>North Carolina</b> <sup>*ACCNX</sup>	<b>6 p.m.</b>
<b>Jan. 24</b>	<b>Florida State</b> <sup>*ACCNX</sup>	<b>1 p.m.</b>
Jan. 28	@Clemson <sup>*RSN</sup>	7 p.m.
Jan. 31	@Pittsburgh <sup>*ACCNX</sup>	7 p.m.
<b>Feb. 4</b>	<b>Duke</b> <sup>*ACCNX</sup>	<b>7 p.m.</b>
<b>Feb. 7</b>	<b>Boston College</b> <sup>*ACC</sup>	<b>4 p.m.</b>
Feb. 11	@Notre Dame <sup>*RSN</sup>	7 p.m.
Feb. 14	@North Carolina <sup>*ACC</sup>	4 p.m.
<b>Feb. 18</b>	<b>NC State</b> <sup>*ACCNX</sup>	<b>7 p.m.</b>
Feb. 21	@Miami <sup>*ACC</sup>	4 p.m.
Feb. 25	@Duke <sup>*ACCNX</sup>	7 p.m.
<b>Feb. 28</b>	<b>Virginia Tech</b> <sup>*ACCNX</sup>	<b>1 p.m.</b>

March 3-7  
ACC Tournament, Greensboro Coliseum

\* ACC game

[ACCN] - ACC Network  
[ACCNX] - ACC Network Extra Streaming  
[RSN] - ACC Regional Sports Networks

All Times Eastern  
Rankings are Associated Press

## Virginia Cavaliers (0-1) vs East Carolina Pirates (0-1)

Sunday, Nov. 29, 1 p.m.  
John Paul Jones Arena

- Virginia opened the 2020-21 season on Wednesday with a 60-34 loss at UCF
- Sophomore forward Meg Jefferson (Sydney, Australia) led the team with a career-high eight points. It was the first start of her career after coming off the bench in 2019-20 in 15 games, playing an average of 5.7 minutes per game
- Four freshmen made their collegiate debuts in the game. All four came off the bench, with forward Deja Bristol (Upper Marlboro, Md.) and guard Kaydan Lawson (Cleveland, Ohio) each playing more than 22 minutes
- Bristol had nine-rebounds (including five offensive rebounds), the top rebounding tally for the game for either team
- Lawson had a well-rounded line with seven points, five rebounds, two steals and a blocked shot
- Guards Zaria Johnson (Houston, Texas) and Aaliyah Pitts (Suitland, Md.) also made their debuts
- Grad student Tihana Stojasavljevic (Zagreb, Croatia) made her first career start against ECU, scoring UVA's first four points of the game. Stojasavljevic played one year at Maine and one at Texas Tech before joining UVA in December of last year as a grad transfer. She never appeared in the starting lineup for the Black Bears or the Red Raiders
- Virginia went 0-of-9 from three-point range against the Knights. The Cavaliers had one game last year in which they did not make a three-pointer, going 0-of-11 from long range in the Feb. 2 win against Syracuse
- The Cavaliers turned the ball over 30 times at UCF, the most turnovers in a game since having 32 at Kentucky on Nov. 18, 2018
- Virginia has a 24-game schedule this season with four non-conference games and a 20-game ACC schedule, a two-game increase from last year's conference slate
- Virginia will wrap up the non-conference slate next week and then dive into conference play on December 10 when it hosts Clemson
- The 2021 ACC Women's Basketball Tournament will be held March 3-7 at the Greensboro Coliseum for the 21st time in the last 22 years

## Last Game Starting Lineup

G	0	Dylan Horton	So.	7.0 ppg	1.0 rpg	1 ast/ 1 stls
• Also started the 2019-20 season-opener, the only other start of her career						
G	1	Carole Miller	So.	6.0 ppg	4.0 rpg	1 ast/ 0 stls
• Top returner in terms of points scored last season, averaging 6.0 ppg and 3.6 rpg						
F	5	Tihana Stojasavljevic	Gr.	4.0 ppg	2.0 rpg	0 ast / 2 stls / 0 blk
• First career start Wednesday at UCF						
F	12	Meg Jefferson	So.	8.0 ppg	3.0 rpg	1 ast/ 1 stl / 0 blk
• Had a team-high eight points in her first career start Wednesday at UCF						
G	23	Amandine Toi	R-So.	0.0 ppg	2.0 rpg	2 ast / 1 stls
• Averaged 4.3 points per game last season, starting 28 of 30 games						

Location: ..... Charlottesville, Va. 22904  
 Founded: ..... 1819 by Thomas Jefferson  
 Enrollment: ..... 25,018 (Undergraduate 17,011)  
 President: ..... James E. Ryan  
 Athletics Director: ..... Carla Williams  
 Faculty Athletics Rep.: ..... Carrie Heilman  
 Nicknames: ..... Cavaliers, Wahoos, 'Hoos  
 Mascot: ..... Cavalier  
 Colors: ..... Navy and Orange  
 Song: ..... "Good Old Song"

First Season of Basketball .....	1973-74
Home Facility .....	John Paul Jones Arena (14,593)
First Year of Operation: .....	2006
All-Time Record .....	940-492 (48th year)
All-Time Home Record.....	468-219
John Paul Jones Arena .....	166-65 (15th season)
University Hall .....	302-149
All-Time ACC Record .....	372-240 (44th Season)
NCAA Tournament Appearances/Last.....	25/2018
NCAA Tournament Record .....	34-25
WNIT Tournament Appearances/Last .....	5/2017
WNIT Tournament Record .....	14-9
2019-20 Record and ACC Finish: .....	13-17, 8-10 (9th)
2019-20 ACC Tournament: .....	Second Round
2019-20 Postseason: .....	None
Starters Returning/Lost: .....	2/3
Lettermen Returning/Lost:.....	6/5
Newcomers: .....	6

Head Coach.....	Tina Thompson (3rd Season)
Career Record.....	25-36
Virginia Record.....	25-30
Associate Head Coach.....	Karleen Thompson
Assistant Coaches .....	Walter Pitts
.....	Monica Wright Rogers
Assistant Director of WBB Operations: .....	Jimmy Yu
Dir. Community Relations & Communications .....	Fran Harris
Director of Scouting & Video Services.....	Breyana Mason
Director of Multimedia & Content .....	Stephanie Soh
Athletic Trainer .....	Brittanie Vaughn
Strength & Conditioning Coach.....	Jeremy Goldenr
Equipment Manager .....	Matt Althoff

All interview requests for Virginia women's basketball must be made through Melissa Dudek (mmd5g@virginia.edu) in the Virginia Athletics Media Relations Office. Players' individual phone numbers will not be given to the media at any time. Game day interviews will not be granted until the postgame press conference opportunity. Please give a minimum of 24 hours notice for all interview requests.

- The Pirates' head coach Kim McNeill was a member of Joanne Boyle's staff at Virginia for five seasons (2011-16), being elevated to associate head coach in 2013
- Pirates' associate head coach Cory McNeill also was an assistant coach at UVA in that same time span
- The two spent three seasons at Hartford before going to ECU in March of 2019
- ECU video coordinator Andrew Yates held the same position on Tina Thompson's staff for the 2018-19 season
- Last season, ECU posted a 9-21 overall record and 6-10 American Athletic Conference mark a year ago while ranking second in the nation in steals per game and turnovers forced as well as third in turnover margin
- 2019-20 leading scorer Lashonda Monk (14.9 points per game) is back after winning AAC Defensive Player of the Year honors and All-AAC Second-Team laurels while unanimous American Conference Freshman Team selection Taniyah Thompson looks to build on a rookie campaign that saw her average 13.7 points per game.
- The Pirates return all five starters, in addition to 11 total players, from last year's roster
- They were edged 89-81 in their season-opener on Wednesday at Towson
- The all-time series is tied, 2-2. Virginia won the last meeting 8-67 in 2008. The previous three meetings took place from 1981-82

- Virginia will have an almost entire new look this season with the return of just two starters from last year's lineup: Carole Miller, who started 26 of 30 games and Amandine Toi who started 28
- Miller averaged 6.0 points per game with 3.6 rebounds per game in her rookie season with five double-digit scoring performances, including a 19-point game against Clemson
- Toi is a fourth-year student at the University, on track to receive her B.A. in French in May, but athletically is a redshirt sophomore after being sidelined in 2017-18 with a knee injury and 2018-19 after suffering an injury to her other knee
- In her delayed rookie campaign last season, Toi averaged 4.3 points and 1.0 rebounds per game, hitting 26 three-pointers while shooting 32.1 percent from long range
- There is not a single member of the current team who played for the Cavaliers any time before last season. Toi and Dani Lawson were both on the roster in 2018-19 (and Toi in 2017-18), but neither played
- The team also has an influx of new faces, led by freshman guard Kaydan Lawson, Dani's younger sister. She averaged 18.0 points, 8.0 rebounds and 3.1 steals per game her senior season of high school playing in the greater Cleveland metro area
- Guard Aaliyah Pitts was the 2018-19 Virginia 6A State Player of the Year at Woodbridge High before playing her senior season at Bishop McNamara in Maryland just outside of Washington, D.C. Pitts was ranked No. 29 at her position by ESPNW in the site's recruiting rankings
- Guard Zaria Johnson, from Houston, Texas, averaged 13.0 points and 5.9 rebounds per game during her senior season, and was ranked No. 37 at her position by ESPNW in the site's recruiting rankings
- Forward Deja Bristol was a member of the 2019 GEICO National Champion New Hope team and helped lead the squad to a runner-up finish at the NACA National Championships her senior season when she averaged 12 points and 10 rebounds per game
- The Cavaliers also added a walk-on grad transfer in Charlottesville native Emily Maupin. She played two seasons at Elon (2017-19) before transferring to Liberty, but sat out the 2019-20 season at Liberty and never played for the Flames. She graduated as The Covenant School's all-time leading scorer with 2,256 points and also grabbed 1,778 rebounds
- As a sophomore at Elon, Maupin was named to the All-CAA third team after pacing the Phoenix in both points (11.7 ppg) and rebounds (6.0 rpg), while shooting 47.3 percent from the field with three double-doubles
- UVA graduated four players; Jocelyn Willoughby, Dominique Toussaint, Lisa Jablonski and Felicia Aiyetotan (though Aiyetotan did not play at all last season due to a medical condition)
- A pair of freshmen from 2019-20, Shemera Williams and Kylie Kornegay-Lucas, are no longer members of the team



## HEAD COACH TINA THOMPSON QUICK FACTS

- Third season at Virginia; third season as a head coach
- Previously spent three seasons on coaching staff at Texas, elevated to associate head coach in her final season
- Inducted into the Naismith Hall of Fame on Sept. 7, 2018
- Enshrined in the Women's Basketball Hall of Fame on June 9, 2018
- Olympic Gold Medalist in Athens in 2004 and 2008 in Beijing. Also won a gold at the 1998 World Cup in Germany and a bronze in 2006 in Brazil
- 4x WNBA champion (1997–2000)
- 9x WNBA All-Star (1999–2003, 2006, 2007, 2009, 2013)
- WNBA All-Star Game MVP (2000)
- 3x All-WNBA First Team (1997, 1998, 2004)
- 4x All-WNBA Second Team (1999–2002)
- First player selected in the first WNBA Draft (1997) by the Houston Comets
- First WNBA player to have 7,000 points and 3,000 rebounds
- Was the WNBA's all-time leading scorer at the time of her retirement (2013) with 7,488 points in 496 games played (15.1 ppg)
- She finished her collegiate career ranked fifth on Southern California's career lists in scoring (2,248 points) and (1,168 rebounds)

### WHERE ARE THEY NOW - CLASS OF 2020

- Jocelyn Willoughby was a first-round draft pick in the WNBA, playing this season for the New York Liberty. She played in all 22 games, with five starts. In about 17 minutes per game, she averaged 5.7 points and 2.4 rebounds. She shot 40.5 percent from 3-point range and had season highs of 21 points (against Los Angeles), nine rebounds (against Phoenix), three assists (against Chicago), and three steals (against Atlanta)
- Willoughby will begin playing for Hapoel Petah-Tikva in the Israeli DI League at the end of November
- Lisa Jablonowski is playing for Costa Masnaga in the Italian Serie Ai League. She is averaging 9.3 points, 5.3 rebounds and 2.2 assists per game
- Dominique Toussaint has signed to play for Tindastoll in Iceland's DI League
- Felicia Aiyetan, who had her playing career come to an end because of a medical issue, is a graduate assistant at Evansville

### LOOKING BACK AT THE 2019-20 SEASON

- Virginia (13-17) finished the regular-season in a tie with Notre Dame for ninth place in the ACC at 8-10. By virtue of a tiebreaker (UVA's victory over the Irish in the regular season), the Cavaliers were the No. 9 seed in the tournament, earning a first-round bye, before falling to Syracuse in the 8/9 game
- The Cavaliers had an exciting 66-63 home victory over Duke. Virginia went on a 14-0 run between the first and second quarters and converted 11 consecutive field goal attempts to build up a 14-point lead in the first half. Duke outscored the Cavaliers 24-13 in the third quarter to take a five-point advantage into the fourth quarter. Virginia trailed by eight with 3:31 remaining when it mounted a 13-1 run to build up a four-point lead with seven seconds remaining and held on for its first conference win.
- The Cavaliers followed up their Duke win with a 17-point road win at Boston College, holding the high-scoring Eagles to 26.5 points below their season average
- Virginia's biggest victory of the year was a 90-60 domination of Notre Dame. It was the most points the Cavaliers scored last season and was the largest margin of victory over an ACC team since topping Virginia Tech by 49, 76-27, on Jan. 26, 2017
- UVA had back-to-back double-digit victories over Syracuse and Clemson, including holding the Orange to 41 points, its fewest scored in a game since falling to Rutgers, 68-40 on Feb. 14, 2007. The 41 points was the fewest points allowed by the Virginia defense this season
- The Cavaliers erased a 22-point deficit to come back and defeat Miami, 69-64, thanks to the second-half heroics of Jocelyn Willoughby (25 points, 19 in the second half) and Dominique Toussaint (16 points, 14 in the second half). It was the Cavaliers' fourth-consecutive victory on the home court
- The Cavaliers played the toughest schedule in the nation during non-conference play. Virginia also had an RPI of 20 heading into ACC play. Virginia continued to hold the top spot on the strength of schedule chart until Feb. 10 when the Cavaliers were finally edged by Oklahoma
- The Cavaliers were led by two of the most prolific scorers in program history. Jocely Willoughby ended her career ranked No. 9 on the career scoring list with 1,677 points and sixth in rebounding with 868. Dominique Toussaint finished her career ranked No.

20 on the career scoring list with 1,321 points, while also ranking in the top-10 in career assists (T-10th, 131)

- Willoughby led the ACC in scoring last season, averaging 19.2 points per game. She is the second player in program history to finish the season as the conference's scoring leader, joining Monica Wright who did so in both her junior (2009) and senior (2010) seasons
- Willoughby was named to the CoSIDA Academic All-America Division I women's basketball third team. She was one of 15 players nationally to be named an academic All-American. She is the seventh player in program history to earn the honor and the first to do so since Jenny Boucek in 1996
- Willoughby was last year's Kay Yow Award winner, honoring the ACC Women's Basketball Scholar-Athlete of the Year. She was the first player in program history to win this award

### WNBA TIES

- The Virginia coaching staff has quite the WNBA flair. In addition to Tina Thompson, associate head coach Karleen Thompson (no relation) is a coaching veteran in the WNBA with the Houston Comets, Los Angeles Sparks and most recently with the Atlanta Dream. Assistant coach Monica Wright played for the Minnesota Lynx and the Seattle Storm. In her final season, she was the WNBA Player Association Secretary-Treasurer. Strength & Conditioning coach Jeremy Golden was the head strength coach for the LA Sparks
- WNBA Titles: Tina Thompson, 4 (Houston Comets, 1997-00), Monica Wright, 2 (Minnesota 2011, 2013), Karleen Thompson, 2 (LA Sparks 2001-02)
- Karleen Thompson joined the coaching staff of the Houston Comets in 2005, serving as an assistant coach for two seasons before being promoted to head coach and acting general manager from 2007-08. Before coaching with the Comets, Karleen Thompson spent eight years in the Los Angeles Sparks organization. She joined the Sparks in 1997. In 2004, she served as interim co-head coach following the mid-season departure of Michael Cooper to join the staff of the Denver Nuggets of the NBA. Karleen Thompson helped the Sparks to WNBA titles in 2001 and 2002



# 2020-21 ROSTER AND PRONUNCIATIONS

## NUMERICAL

NO	NAME	YEAR	POSITION	HT	HOMETOWN / PREVIOUS SCHOOL
0	Dylan Horton	SO	Guard	5-9	Los Angeles, Calif./Redondo Union
1	Carole Miller	SO	Guard	6-0	Alexandria, Va./Edison High
3	Aaliyah Pitts	FR	Guard	6-0	Suitland, Md./Bishop McNamara
4	Zaria Johnson	FR	Guard	6-0	Houston, Texas/Fort Bend Hightower
5	Tihana Stojavljevic	GR	Forward	6-3	Zagreb, Croatia/Maine/Texas Tech
12	Meg Jefferson	SO	Forward	6-3	Sydney, Australia/Saint Columba's Catholic College
13	Deja Bristol	FR	Forward	6-1	Upper Marlboro, Md./New Hope Academy
14	Kaydan Lawson	FR	Guard	6-0	Cleveland, Ohio/Orange High School
21	Dani Lawson	JR	Forward	6-2	Cleveland, Ohio/Hathaway Brown/Purdue
23	Amandine Toi	R-SO	Guard	5-10	Paris, France/INSEP Academy
32	Nycerra Minnis	FR	Forward	6-3	Riverdale, Md./Herndon High (Va.)
34	London Clarkson	SO	Forward	6-2	Pflugerville, Texas/Pflugerville High/Florida State
35	Emily Maupin	GR	Forward	6-3	Charlottesville, Va./The Covenant School/Elon/Liberty

## ALPHABETICAL

NO	NAME	YEAR	POSITION	HT	HOMETOWN / PREVIOUS SCHOOL
13	Deja Bristol	FR	Forward	6-1	Upper Marlboro, Md./New Hope Academy
34	London Clarkson	SO	Forward	6-2	Pflugerville, Texas/Pflugerville High/Florida State
0	Dylan Horton	SO	Guard	5-9	Los Angeles, Calif./Redondo Union
12	Meg Jefferson	SO	Forward	6-3	Sydney, Australia/Saint Columba's Catholic College
4	Zaria Johnson	FR	Guard	6-0	Houston, Texas/Fort Bend Hightower
35	Emily Maupin	GR	Forward	6-3	Charlottesville, Va./The Covenant School/Elon/Liberty
32	Nycerra Minnis	FR	Forward	6-3	Riverdale, Md./Herndon High (Va.)
1	Carole Miller	SO	Guard	6-0	Alexandria, Va./Edison High
21	Dani Lawson	JR	Forward	6-2	Cleveland, Ohio/Hathaway Brown/Purdue
14	Kaydan Lawson	FR	Guard	6-0	Cleveland, Ohio/Orange High School
3	Aaliyah Pitts	FR	Guard	6-0	Suitland, Md./Bishop McNamara
5	Tihana Stojavljevic	GR	Forward	6-3	Zagreb, Croatia/Maine/Texas Tech
23	Amandine Toi	R-SO	Guard	5-10	Paris, France/INSEP Academy

**HEAD COACH:** Tina Thompson (Southern California '97), 3rd Year

**ASSOCIATE HEAD COACH:** Karleen Thompson (Southern California '97), 3rd year

**ASSISTANT COACH:** Monica Wright (Virginia '10), 2nd year

**ASSISTANT COACH:** Walter Pitts (Alabama '08), 2nd year

## PRONUNCIATION GUIDE

Deja Bristol	DAY-ZHUH
Zaria Johnson	ZARR-EE-UH
Emily Maupin	MAH-PIN
Nycerra Minnis	NYE-SEAR-UH
Tihana Stojavljevic	STOY-SAV-LOVE-ICK
Amandine Toi	AH-MAH-DEEN TWAH





## 2019-20 SEASON

- Appeared in 19 games with 1 start, averaging 6.5 minutes per game
- Finished the season with 29 points, 14 rebounds, six assists and four steals
- Was in the starting lineup for her first collegiate game, playing 12 minutes against Bucknell, scoring four points (11/5)
- ACC Academic Honor Roll

## HORTON, Dylan

SEASON	TEAM	GP-GS	MIN	AVG	Field Goals		3-Point		F-Throws		Rebounds				Scoring			
					FG-FGA	FG%	3FG-FGA	3FG%	FT-FTA	FT%	OFF	DEF	TOT	AVG	PP	FO	AST	TO
2019-20	Uva	19-1	117	6.1	8-43	.186	7-27	.259	6-8	.750	3	11	14	0.7	7-0	6	7	0
2020-21	Uva	1-1	27	26.8	2-8	.250	0-3	.000	3-4	.750	1	0	1	1.0	0-0	0	2	1
TOTAL		20-2	143	7.2	10-51	.196	7-30	.233	9-12	.750	4	11	15	0.8	7-0	6	9	1

## Single Game Highs

Statistic	Value
Points	7 at UCF 11/25/20
Rebounds	3 at Southern California 11/09/19, vs North Carolina 01/02/20
Assists	2 vs Pittsburgh 02/27/20
Steals	2 at UCF 11/25/20
Blocks	1 at UCF 11/25/20
FG Made	2 at Southern California 11/09/19, at UConn 11/19/19, at UCF 11/25/20
FG Attempts	8 at UCF 11/25/20
3FG Made	2 at UConn 11/19/19
3FG Attempts	4 at Southern California 11/09/19, at UConn 11/19/19
FT Made	3 at UCF 11/25/20
FT Attempts	4 at UCF 11/25/20

## #00 HORTON, Dylan

Opponent	Date	GS	MIN	Total		3-Pointers		Free throws		Rebounds										
				FG-FGA	PCT	3FG-3FGA	PCT	FT-FTA	PCT	OFF	DEF	TOT	AVG	PF	A	T/O	BLK	STL	PTS	AVG
Bucknell	11/05/2019	*	12:14	1-3	.333	1-1	1.000	1-2	.500	0	2	2	2.0	2	1	1	0	1	4	4.0
at Southern California	11/09/2019		12:45	2-7	.286	1-4	.250	0-0	.000	1	2	3	2.5	0	0	1	0	0	5	4.5
at CSUN	11/12/2019		13:32	0-4	.000	0-3	.000	2-2	1.000	0	1	1	2.0	2	1	0	0	0	2	3.7
Kentucky	11/16/2019		08:49	1-2	.500	1-2	.500	0-0	.000	0	0	0	1.5	0	0	0	0	0	3	3.5
at UConn	11/19/2019		09:37	2-5	.400	2-4	.500	0-0	.000	0	1	1	1.4	1	1	2	0	0	6	4.0
Old Dominion	11/24/2019		03:04	0-0	.000	0-0	.000	0-0	.000	0	1	1	1.3	0	0	0	0	0	0	3.3
James Madison	11/30/2019		05:28	0-2	.000	0-2	.000	1-2	.500	0	0	0	1.1	0	0	0	0	1	1	3.0
UCLA	12/01/2019		01:45	0-2	.000	0-1	.000	0-0	.000	0	0	0	1.0	0	0	0	0	0	0	2.6
at Rutgers	12/05/2019		02:41	0-2	.000	0-1	.000	0-0	.000	0	0	0	0.9	0	0	1	0	0	0	2.3
at UNLV	12/20/2019		10:28	0-2	.000	0-2	.000	0-0	.000	0	0	0	0.8	2	0	0	0	0	0	2.1
North Carolina	01/02/2020		03:06	0-3	.000	0-1	.000	0-0	.000	1	2	3	1.0	0	0	0	0	0	0	1.9
Duke	01/09/2020		00:56	0-0	.000	0-0	.000	0-0	.000	0	1	1	1.0	0	0	0	0	0	0	1.8
Virginia Tech	01/19/2020		01:46	0-1	.000	0-0	.000	0-0	.000	0	0	0	0.9	0	0	0	0	0	0	1.6
Notre Dame	01/26/2020		10:47	1-5	.200	1-2	.500	0-0	.000	0	1	1	0.9	0	0	1	0	1	3	1.7
at North Carolina	01/30/2020		01:46	0-1	.000	0-1	.000	2-2	1.000	0	0	0	0.9	0	0	0	0	0	2	1.7
Syracuse	02/02/2020		03:45	0-1	.000	0-0	.000	0-0	.000	1	0	1	0.9	0	1	0	0	0	0	1.6
Clemson	02/06/2020		01:21	0-1	.000	0-1	.000	0-0	.000	0	0	0	0.8	0	0	0	0	0	0	1.5
Pittsburgh	02/27/2020		10:10	1-2	.500	1-2	.500	0-0	.000	0	0	0	0.8	0	2	1	0	0	3	1.6
vs Syracuse	03/05/2020		02:38	0-0	.000	0-0	.000	0-0	.000	0	0	0	0.7	0	0	0	0	1	0	1.5
Totals		1	116:37	8-43	.186	7-27	.259	6-8	.750	3	11	14	0.7	7	6	7	0	4	29	1.5

## Player Averages

Games Played	Minutes/ game	Points/ game	FG Pct	3FG Pct	FT Pct	Rebounds/ game	Assists/ game	Turnovers/ game	Assist/Turnover ratio	Steals/ game	Blocks/ game
19	6.1	1.5	18.6	25.9	75.0	0.7	0.3	0.4	0.9	0.2	0.0



JEFFERSON, Meg																						
		Field Goals				3-Point		F-Throws		Rebounds								Scoring				
SEASON	TEAM	GP-GS	MIN	AVG	FG-FGA	FG%	3FG-FGA	3FG%	FT-FTA	FT%	OFF	DEF	TOT	AVG	PF	FO	AST	TO	BLK	STL	PTS	AVG
2019-20	UVa	15-0		83/5.6	6-13	.462	0-0	.000	5-6	.833	10	8	18	1.2	7-0	2	12	0	5	17	1.1	
2020-21	UVa	1-1		30/30.2	3-4	.750	0-0	.000	2-2	1.000	2	1	3	3.0	4-0	1	0	0	1	8	8.0	
TOTAL		16-1	114/7.1	9-17	.529	0-0	.000	7-8	.875	12	9	21	1.3	11-0	3	12	0	6	25	1.6		

Single Game Highs		Statistic	Value
Points	8	at UCF 11/25/20	
Rebounds	5	vs Old Dominion 11/24/19	
Assists	1	vs Bucknell 11/05/19, vs Syracuse 02/02/20, at UCF 11/25/20	
Steals	2	vs Syracuse 02/02/20	
FG Made	3	at UCF 11/25/20	
FG Attempts	4	vs Bucknell 11/05/19, at UCF 11/25/20	
FT Made	3	vs Notre Dame 01/26/20	
FT Attempts	4	vs Notre Dame 01/26/20	

## 2019-20

- Appeared in 15 games, averaging 5.7 minutes per game
- Finished the season with 17 points, 18 rebounds, two assists and five steals
- Made her collegiate debut against Bucknell, scoring six points with two rebounds in 18 minutes (11/5)
- Scored seven points in eight minutes of play against Notre Dame (1/26)
- ACC Academic Honor Roll

## #12 JEFFERSON, Meg

Opponent	Date	GS	MIN	Total		3-Pointers		Free throws		Rebounds				PF		A	T/O	BLK	STL	PTS	AVG
				FG-FGA	PCT	3FG-3FGA	PCT	FT-FTA	PCT	OFF	DEF	TOT	AVG	FO	AST						
Bucknell	11/05/2019		16:33	2-4	.500	0-0	.000	2-2	1.000	1	1	2	2.0	4	1	0	0	0	0	6	6.0
at Southern California	11/09/2019		06:12	0-1	.000	0-0	.000	0-0	.000	1	1	2	2.0	1	0	0	0	0	1	0	3.0
at CSUN	11/12/2019		09:29	1-1	1.000	0-0	.000	0-0	.000	1	0	1	1.7	0	0	2	0	0	0	2	2.7
Kentucky	11/16/2019		04:14	0-0	.000	0-0	.000	0-0	.000	0	0	0	1.3	0	0	1	0	0	0	0	2.0
at UConn	11/19/2019		03:48	0-1	.000	0-0	.000	0-0	.000	1	1	2	1.4	0	0	1	0	0	0	0	1.6
Old Dominion	11/24/2019		04:38	0-1	.000	0-0	.000	0-0	.000	2	3	5	2.0	0	0	2	0	0	0	0	1.3
James Madison	11/30/2019		01:44	0-0	.000	0-0	.000	0-0	.000	0	0	0	1.7	0	0	1	0	0	0	0	1.1
at UNLV	12/20/2019		04:28	0-0	.000	0-0	.000	0-0	.000	1	0	1	1.6	1	0	2	0	0	0	0	1.0
at NC State	01/05/2020		01:25	0-0	.000	0-0	.000	0-0	.000	0	0	0	1.4	0	0	0	0	0	0	0	0.9
Notre Dame	01/26/2020		07:44	2-2	1.000	0-0	.000	3-4	.750	1	1	2	1.5	1	0	0	0	0	1	7	1.5
Syracuse	02/02/2020		08:59	1-1	1.000	0-0	.000	0-0	.000	0	1	1	1.5	0	1	1	0	2	2	1.5	
Miami (FL)	02/13/2020		07:41	0-0	.000	0-0	.000	0-0	.000	0	0	0	1.3	0	0	1	0	1	0	0	1.4
at Duke	02/20/2020		01:11	0-0	.000	0-0	.000	0-0	.000	0	0	0	1.2	0	0	1	0	0	0	0	1.3
Pittsburgh	02/27/2020		02:38	0-1	.000	0-0	.000	0-0	.000	0	0	0	1.1	0	0	0	0	0	0	0	1.2
vs Syracuse	03/05/2020		02:38	0-1	.000	0-0	.000	0-0	.000	2	0	2	1.2	0	0	0	0	0	0	0	1.1
Totals		0	83:22	6-13	.462	0-0	.000	5-6	.833	10	8	18	1.2	7	2	12	0	5	17	1.1	

## Player Averages

Games Played	Minutes/game	Points/game	FG Pct	3FG Pct	FT Pct	Rebounds/game	Assists/game	Turnovers/game	Assist/Turnover ratio	Steals/game	Blocks/game
15	5.6	1.1	46.2	0.0	83.3	1.2	0.1	0.8	0.2	0.3	0.0



#21

DANI LAWSON

6-2 JUNIOR

FORWARD

CLEVELAND, OHIO



### 2019-20

- Appeared in 28 games with five starts
- Grabbed 54 rebounds (1.9 per game) while scoring 17 points
- Was in the starting lineup for her first game as a Cavalier against Bucknell (11/5)
- Scored her first points of the season at UNLV, tallying seven by going 2-of-4 from the field and 3-of-4 from the free throw line (12/20)
- ACC Academic Honor Roll

### 2018-19

- Sat out the season after transferring
- ACC Academic Honor Roll

### AT PURDUE

- Appeared in five games at Purdue in 2017-18 before missing the rest of the year after knee surgery in January
- Scored her first career bucket in the season-opener at Central Michigan

### #21 LAWSON, Dani

Opponent	Date	GS	MIN	Total		3-Pointers		Free throws		Rebounds										
				FG-FGA	PCT	3FG-3FGA	PCT	FT-FTA	PCT	OFF	DEF	TOT	AVG	PF	A	T/O	BLK	STL	PTS	AVG
Bucknell	11/05/2019	*	14:50	0-2	.000	0-0	.000	0-0	.000	0	4	4	4.0	3	0	0	0	0	0	0.0
at Southern California	11/09/2019	*	08:19	0-4	.000	0-0	.000	0-0	.000	1	3	4	4.0	0	0	1	2	0	0	0.0
at CSUN	11/12/2019	*	11:28	0-2	.000	0-0	.000	0-2	.000	0	1	1	3.0	1	0	0	0	1	0	0.0
Kentucky	11/16/2019	*	08:36	0-0	.000	0-0	.000	0-0	.000	0	1	1	2.5	2	0	0	0	0	0	0.0
at UConn	11/19/2019	*	21:23	0-5	.000	0-0	.000	0-0	.000	0	3	3	2.6	3	1	1	0	0	0	0.0
James Madison	11/30/2019		04:32	0-1	.000	0-0	.000	0-2	.000	0	0	0	2.2	0	0	1	0	0	0	0.0
UCLA	12/01/2019		01:36	0-1	.000	0-0	.000	0-0	.000	0	0	0	1.9	0	0	0	0	0	0	0.0
at Rutgers	12/05/2019		15:16	0-0	.000	0-0	.000	0-0	.000	0	1	1	1.8	2	0	1	1	0	0	0.0
at UNLV	12/20/2019		15:52	2-4	.500	0-0	.000	3-4	.750	1	1	2	1.8	2	0	0	1	0	7	0.8
vs Mississippi St.	12/21/2019		17:50	1-4	.250	0-0	.000	0-0	.000	0	4	4	2.0	3	1	2	0	0	2	0.9
at Georgia Tech	12/29/2019		08:40	1-1	1.000	0-0	.000	0-0	.000	0	0	0	1.8	0	0	0	0	0	2	1.0
North Carolina	01/02/2020		07:54	0-0	.000	0-0	.000	0-0	.000	0	2	2	1.8	0	0	0	0	0	0	0.9
at NC State	01/05/2020		13:09	1-3	.333	0-0	.000	0-0	.000	0	3	3	1.9	3	0	2	0	0	2	1.0
Duke	01/09/2020		07:55	0-0	.000	0-0	.000	0-0	.000	2	0	2	1.9	2	0	0	0	0	0	0.9
at Boston College	01/12/2020		10:30	0-0	.000	0-0	.000	0-0	.000	0	2	2	1.9	1	0	0	0	0	0	0.9
at Wake Forest	01/16/2020		07:47	0-1	.000	0-0	.000	0-0	.000	0	1	1	1.9	1	0	0	0	0	0	0.8
at Louisville	01/23/2020		24:54	1-2	.500	0-0	.000	0-2	.000	0	5	5	2.1	1	0	0	1	0	2	0.9
Notre Dame	01/26/2020		11:07	0-1	.000	0-0	.000	0-0	.000	0	4	4	2.2	3	0	0	0	1	0	0.8
at North Carolina	01/30/2020		10:15	0-2	.000	0-0	.000	0-0	.000	1	3	4	2.3	3	0	0	2	0	0	0.8
Syracuse	02/02/2020		06:31	0-1	.000	0-0	.000	0-0	.000	1	0	1	2.2	0	0	1	0	0	0	0.8
Clemson	02/06/2020		05:17	0-0	.000	0-0	.000	0-0	.000	0	0	0	2.1	0	0	0	0	0	0	0.7
at Florida St.	02/09/2020		12:50	0-0	.000	0-0	.000	0-0	.000	1	2	3	2.1	1	0	0	0	0	0	0.7
Miami (FL)	02/13/2020		07:51	0-2	.000	0-0	.000	0-0	.000	0	0	0	2.0	0	0	0	0	0	0	0.7
at Duke	02/20/2020		00:44	0-0	.000	0-0	.000	0-0	.000	1	0	1	2.0	0	0	0	0	0	0	0.6
at Virginia Tech	02/23/2020		06:09	1-2	.500	0-0	.000	0-0	.000	1	3	4	2.1	4	0	0	0	0	2	0.7
Pittsburgh	02/27/2020		00:50	0-0	.000	0-0	.000	0-0	.000	0	0	0	2.0	1	0	0	0	0	0	0.7
NC State	03/01/2020		08:20	0-1	.000	0-0	.000	0-0	.000	0	1	1	2.0	1	0	0	0	0	0	0.6
vs Syracuse	03/05/2020		06:06	0-1	.000	0-0	.000	0-0	.000	0	1	1	1.9	0	0	0	2	0	0	0.6
Totals		5	276:33	7-40	.175	0-0	.000	3-10	.300	9	45	54	1.9	37	2	9	9	2	17	0.6

### Player Averages

Games Played	Minutes/ game	Points/ game	FG Pct	3FG Pct	FT Pct	Rebounds/ game	Assists/ game	Turnovers/ game	Assist/Turnover ratio	Steals/ game	Blocks/ game
28	9.9	0.6	17.5	0.0	30.0	1.9	0.1	0.3	0.2	0.1	0.3

LAWSON, Dani																					
		Field Goals				3-Point		F-Throws		Rebounds				Scoring							
SEASON	TEAM	GP-GS	MIN/AVG	FG-FGA	FG%	3FG-FGA	3FG%	FT-FTA	FT%	OFF	DEF	TOT	AVG	PF	FO	AST	T/O	BLK	STL	PTS	AVG
2017-18	Purdue	5-0	15/3.0	1-3	.333	0-0	.000	1-2	.500	1	1	2	0.4	3-0	0	2	0	1	3	0.6	
2019-20	Uva	28-5	277/9.9	7-40	.175	0-0	.000	3-10	.300	9	45	54	1.9	37-0	2	9	9	2	17	0.6	
TOTAL FOR Uva		28-5	277/9.9	7-40	.175	0-0	.000	3-10	.300	9	45	54	1.9	37-0	2	9	9	2	17	0.6	
TOTAL		33-5	292/8.8	8-43	.186	0-0	.000	4-12	.333	10	46	56	1.7	40-0	2	11	9	3	20	0.6	

Single Game Highs	
Statistic	Value
Points	7 at UNLV 12/20/19
Rebounds	5 at Louisville 01/23/20
Assists	1 at UConn 11/19/19, vs Mississippi St. 12/21/19
Steals	1 at Hawaii 11/25/17, at CSUN 11/12/19, vs Notre Dame 01/26/20
Blocks	2 at Southern California 11/09/19, at North Carolina 01/30/20, vs Syracuse 03/05/20
FG Made	2 at UNLV 12/20/19
FG Attempts	5 at UConn 11/19/19
FT Made	3 at UNLV 12/20/19
FT Attempts	4 at UNLV 12/20/19



MILLER, Carole																					
		Field Goals				3-Point		F-Throws		Rebounds								Scoring			
SEASON	TEAM	GP-GS	MIN	AVG	FG-FGA	FG%	3FG-FGA	3FG%	FT-FTA	FT%	OFF DEF	TOT	AVG	PF-FO	AST	T/O	BLK	STL	PTS	AVG	
2019-20	UVa	30-26	710	23.7	74-176	.420	3-10	.300	29-55	.527	25	83	108	3.6	58-0	24	35	6	20	180	6.0
2020-21	UVa	1-1	30	30.0	3-9	.333	0-0	.000	0-0	.000	0	4	4	4.0	3-0	1	4	0	0	6	6.0
TOTAL		31-27	740	23.9	77-185	.416	3-10	.300	29-55	.527	25	87	112	3.6	61-0	25	39	6	20	186	6.0

Single Game Highs	
Statistic	Value
Points	19 vs Clemson 02/06/20
Rebounds	9 at Southern California 11/09/19, vs Old Dominion 11/24/19
Assists	4 vs Bucknell 11/05/19
Steals	3 vs NC State 03/01/20, at CSUN 11/12/19, vs Kentucky 11/16/19
Blocks	1 6 times
FG Made	7 vs Clemson 02/06/20, vs Notre Dame 01/26/20
FG Attempts	12 vs Clemson 02/06/20, vs Notre Dame 01/26/20
3FG Made	2 at UConn 11/19/19
3FG Attempts	3 at UConn 11/19/19
FT Made	5 vs Clemson 02/06/20
FT Attempts	7 vs Clemson 02/06/20

## 2019-20 SEASON

- Appeared in all 30 games with 26 starts
- Averaged 6.0 points per game with five double-digit scoring performances
- Averaged 3.6 rebounds per game with 24 assists and 20 steals
- Made her collegiate debut against Bucknell, scoring 9 points with 4 rebounds. Also had four assists with just one turnover (11/5)
- Was in the starting lineup at USC (11/9), and moved back into the starting five for the home game against Old Dominion (11/24)
- Scored 18 points in the win over Notre Dame (1/26)
- Had a new career high with 19 points in the win over Clemson (2/6)
- Finished the regular season with back-to-back double-digit scoring efforts, with 12 points against Pitt (2/27) and 10 against NC State (3/1)

## #01 MILLER, Carole

Opponent	Date	GS	MIN	Total		3-Pointers		Free throws		Rebounds				PF	A	T/O	BLK	STL	PTS	AVG
				FG-FGA	PCT	3FG-3FGA	PCT	FT-FTA	PCT	OFF	DEF	TOT	AVG							
Bucknell	11/05/2019		28:27	4-7	.571	0-1	.000	1-2	.500	0	4	4	4.0	2	4	1	1	2	9	9.0
at Southern California	11/09/2019	*	24:15	3-9	.333	0-0	.000	3-6	.500	2	7	9	6.5	4	1	1	0	1	9	9.0
at CSUN	11/12/2019		19:32	4-8	.500	1-1	1.000	1-2	.500	1	5	6	6.3	2	1	4	0	3	10	9.3
Kentucky	11/16/2019		31:44	2-6	.333	0-1	.000	1-2	.500	0	6	6	6.3	1	0	1	1	3	5	8.3
at UConn	11/19/2019		28:14	2-7	.286	2-3	.667	0-0	.000	1	4	5	6.0	2	0	2	0	1	6	7.8
Old Dominion	11/24/2019	*	39:29	2-5	.400	0-1	.000	1-1	1.000	2	7	9	6.5	3	1	1	0	0	5	7.3
James Madison	11/30/2019	*	35:38	1-7	.143	0-1	.000	0-0	.000	3	4	7	6.6	1	0	1	1	1	2	6.6
UCLA	12/01/2019	*	32:21	2-5	.400	0-0	.000	3-4	.750	2	2	4	6.3	4	1	4	0	0	7	6.6
at Rutgers	12/05/2019	*	21:00	1-1	1.000	0-0	.000	1-2	.500	1	1	2	5.8	2	1	0	0	1	3	6.2
at UNLV	12/20/2019	*	27:24	2-5	.400	0-0	.000	3-6	.500	1	7	8	6.0	1	0	1	0	0	7	6.3
vs Mississippi St.	12/21/2019	*	19:51	0-1	.000	0-0	.000	0-2	.000	0	0	0	5.5	0	0	0	0	0	0	5.7
at Georgia Tech	12/29/2019	*	23:43	2-7	.286	0-0	.000	0-0	.000	0	5	5	5.4	1	1	1	0	0	4	5.6
North Carolina	01/02/2020	*	22:06	1-9	.111	0-1	.000	0-0	.000	0	3	3	5.2	1	1	2	0	1	2	5.3
at NC State	01/05/2020	*	14:41	1-1	1.000	0-0	.000	0-0	.000	0	1	1	4.9	2	0	1	0	0	2	5.1
Duke	01/09/2020	*	19:30	2-4	.500	0-0	.000	0-0	.000	0	3	3	4.8	1	1	0	0	0	4	5.0
at Boston College	01/12/2020	*	19:07	0-3	.000	0-0	.000	0-2	.000	0	2	2	4.6	1	1	1	1	1	0	4.7
at Wake Forest	01/16/2020	*	14:28	1-3	.333	0-0	.000	0-2	.000	0	1	1	4.4	0	0	0	0	1	2	4.5
Virginia Tech	01/19/2020	*	08:11	1-1	1.000	0-0	.000	1-2	.500	0	0	0	4.2	4	1	2	0	0	3	4.4
at Louisville	01/23/2020	*	21:40	4-6	.667	0-0	.000	0-0	.000	1	2	3	4.1	1	0	1	0	0	8	4.6
Notre Dame	01/26/2020	*	19:28	7-12	.583	0-0	.000	4-4	1.000	2	0	2	4.0	3	2	0	0	0	18	5.3
at North Carolina	01/30/2020	*	14:20	2-7	.286	0-0	.000	0-0	.000	1	0	1	3.9	0	0	2	0	1	4	5.2
Syracuse	02/02/2020	*	13:20	3-4	.750	0-0	.000	0-0	.000	0	1	1	3.7	2	1	1	0	0	6	5.3
Clemson	02/06/2020	*	25:54	7-12	.583	0-0	.000	5-7	.714	2	2	4	3.7	3	0	3	0	1	19	5.9
at Florida St.	02/09/2020	*	16:57	2-5	.400	0-0	.000	0-0	.000	0	1	1	3.6	1	0	0	0	0	4	5.8
Miami (FL)	02/13/2020	*	25:42	2-7	.286	0-0	.000	1-2	.500	1	4	5	3.7	4	2	2	0	0	5	5.8
at Duke	02/20/2020	*	27:25	2-8	.250	0-0	.000	0-0	.000	1	3	4	3.7	0	2	1	0	0	4	5.7
at Virginia Tech	02/23/2020	*	23:55	4-6	.667	0-0	.000	1-2	.500	1	1	2	3.6	4	1	0	0	0	9	5.8
Pittsburgh	02/27/2020	*	36:23	5-9	.556	0-0	.000	2-5	.400	1	4	5	3.7	4	2	0	1	0	12	6.0
NC State	03/01/2020	*	29:47	5-6	.833	0-0	.000	0-0	.000	1	0	1	3.6	2	0	1	0	3	10	6.2
vs Syracuse	03/05/2020	*	25:51	0-5	.000	0-1	.000	1-2	.500	1	3	4	3.6	2	0	1	1	0	1	6.0
Totals		26	710:25	74-176	.420	3-10	.300	29-55	.527	25	83	108	3.6	58	24	35	6	20	180	6.0

## Player Averages

Games Played	Minutes/ game	Points/ game	FG Pct	3FG Pct	FT Pct	Rebounds/ game	Assists/ game	Turnovers/ game	Assist/Turnover ratio	Steals/ game	Blocks/ game
30	23.7	6.0	42.0	30.0	52.7	3.6	0.8	1.2	0.7	0.7	0.2





STOJSAVLJEVIC, Tihana																						
		Field Goals				3-Point		F-Throws		Rebounds								Scoring				
SEASON	TEAM	GP-GS	MIN	AVG	FG-FGA	FG%	3FG-3FGA	3FG%	FT-FTA	FT%	OFF	DEF	TOT	AVG	PF	FO	AST	TO	BLK	STL	PTS	AVG
2019-20	UVa	14-0		78/5.6	3-16	.188	1-3	.333	1-2	.500	4	15	19	1.4	14-0	0	6	3	2	8	0.6	
2020-21	UVa	1-1		24/23.7	2-5	.400	0-1	.000	0-0	.000	1	1	2	2.0	3-0	0	5	0	2	4	4.0	
TOTAL		15-1	102	6.8	5-21	.238	1-4	.250	1-2	.500	5	16	21	1.4	17-0	0	11	3	4	12	0.8	

Single Game Highs		Statistic	Value
Points	4	at UCF 11/25/20	
Rebounds	8	vs Syracuse 02/02/20	
Steals	2	vs Syracuse 02/02/20, at UCF 11/25/20	
Blocks	2	vs Notre Dame 01/26/20	
FG Made	2	at UCF 11/25/20	
FG Attempts	5	at UCF 11/25/20	
3FG Made	1	at Duke 02/20/20	
3FG Attempts	1	4 times	
FT Made	1	vs Clemson 02/06/20	
FT Attempts	2	vs Clemson 02/06/20	

## 2019-20 AT VIRGINIA

- Joined the team as a graduate transfer in late December
- Appeared in 14 games, grabbing 19 rebounds while also scoring eight points
- Made her Virginia debut at Georgia Tech, grabbing three rebounds in eight minutes of playing time (12/29)
- Played a season-high 15 minutes against Duke (1/9)
- Had a career-high eight rebounds against Syracuse (2/2)
- ACC Academic Honor Roll

## 2018-19 AT TEXAS TECH

- Named to the Academic All-Big 12 First Team
- Played in 10 games in her first season with the Lady Raiders
- Averaged 0.7 points and 1.2 rebounds while averaging 4.1 minutes of action
- Shot 25 percent from the field and went 1-for-2 from FT line
- At TCU (1/16) scored 2 points with three rebounds and two assists

## 2017-18 AT TEXAS TECH

- Sat out due to NCAA Transfer rules

## 2016-17 AT MAINE

- Saw action in 19 games for the Black Bears
- Shot .407 from the field and .500 from beyond the arc

## #5 STOJSAVLJEVIC, Tihana

Opponent	Date	GS	MIN	Total		3-Pointers		Free throws		Rebounds				PF	A	T/O	BLK	STL	PTS	AVG
				FG-FGA	PCT	3FG-3FGA	PCT	FT-FTA	PCT	OFF	DEF	TOT	AVG							
at Georgia Tech	12/29/2019		08:26	0-0	.000	0-0	.000	0-0	.000	1	2	3	3.0	1	0	1	0	0	0	0.0
North Carolina	01/02/2020		02:05	0-1	.000	0-0	.000	0-0	.000	0	0	0	1.5	0	0	1	0	0	0	0.0
at NC State	01/05/2020		01:16	0-0	.000	0-0	.000	0-0	.000	0	0	0	1.0	1	0	0	0	0	0	0.0
Duke	01/09/2020		15:50	1-3	.333	0-0	.000	0-0	.000	0	2	2	1.3	0	0	1	0	0	2	0.5
at Boston College	01/12/2020		01:25	0-1	.000	0-0	.000	0-0	.000	0	0	0	1.0	2	0	0	0	0	0	0.4
Virginia Tech	01/19/2020		03:37	0-1	.000	0-0	.000	0-0	.000	0	0	0	0.8	0	0	0	0	0	0	0.3
Notre Dame	01/26/2020		07:17	0-1	.000	0-0	.000	0-0	.000	0	3	3	1.1	3	0	1	2	0	0	0.3
Syracuse	02/02/2020		13:15	1-3	.333	0-0	.000	0-0	.000	2	6	8	2.0	2	0	1	0	2	2	0.5
Clemson	02/06/2020		09:37	0-1	.000	0-1	.000	1-2	.500	0	1	1	1.9	1	0	0	1	0	1	0.6
at Florida St.	02/09/2020		04:06	0-1	.000	0-1	.000	0-0	.000	0	1	1	1.8	0	0	0	0	0	0	0.5
Miami (FL)	02/13/2020		02:59	0-2	.000	0-0	.000	0-0	.000	0	0	0	1.6	1	0	0	0	0	0	0.5
at Duke	02/20/2020		04:35	1-1	1.000	1-1	1.000	0-0	.000	0	0	0	1.5	2	0	0	0	0	3	0.7
at Virginia Tech	02/23/2020		00:12	0-0	.000	0-0	.000	0-0	.000	0	0	0	1.4	0	0	0	0	0	0	0.6
Pittsburgh	02/27/2020		03:37	0-1	.000	0-0	.000	0-0	.000	1	0	1	1.4	1	0	1	0	0	0	0.6
<b>Totals</b>		<b>0</b>	<b>78:17</b>	<b>3-16</b>	<b>.188</b>	<b>1-3</b>	<b>.333</b>	<b>1-2</b>	<b>.500</b>	<b>4</b>	<b>15</b>	<b>19</b>	<b>1.4</b>	<b>14</b>	<b>0</b>	<b>6</b>	<b>3</b>	<b>2</b>	<b>8</b>	<b>0.6</b>

## Player Averages

Games Played	Minutes/game	Points/game	FG Pct	3FG Pct	FT Pct	Rebounds/game	Assists/game	Turnovers/game	Assist/Turnover ratio	Steals/game	Blocks/game
14	5.6	0.6	18.8	33.3	50.0	1.4	0.0	0.4	0.0	0.1	0.2



#### TOI, Amandine

Scoring																					
SEASON/TEAM	GP-GS	MIN	AVG	FG-FGA	FG%	3FG-FGA	3FG%	FT-FTA	FT%	OFF	DEF	TOT	AVG	PF	FO	AST	TO	BLK	STL	PTS	AVG
2019-20 UVA	30-28	66:8	22.3	47-137	.343	26-81	.321	11-21	.524	7	22	29	1.0	51-0	40	61	5	6	131	4.4	
2020-21 UVA	1-1	37:36	8	0-6	.000	0-4	.000	0-0	.000	0	2	2	2.0	2-0	2	9	0	1	0	0.0	
TOTAL	31-29	705:22.7		47-143	.329	26-85	.306	11-21	.524	7	24	31	1.0	53-0	42	70	5	7	131	4.2	

#### Single Game Highs

Statistic	Value
Points	13 vs NC State 03/01/20, at CSUN 11/12/19, at North Carolina 01/30/20
Rebounds	4 vs North Carolina 01/02/20, vs Virginia Tech 01/19/20
Assists	6 vs Bucknell 11/05/19
Steals	1 7 times
Blocks	2 vs Syracuse 02/02/20
FG Made	5 vs NC State 03/01/20, at CSUN 11/12/19, vs Virginia Tech 01/19/20
FG Attempts	12 vs NC State 03/01/20
3FG Made	4 at North Carolina 01/30/20
3FG Attempts	8 vs NC State 03/01/20
FT Made	3 vs Bucknell 11/05/19
FT Attempts	5 vs Bucknell 11/05/19

#### 2019-20 SEASON

- Played in all 30 games with 28 starts
- Averaged 4.3 points and 1.0 rebounds per game
- Hit 26 three-pointers, shooting 32.1 percent from long range
- Made her two-year-delayed collegiate debut against Bucknell, making a three-pointer with her very first shot and finishing the game with 11 points and 6 assists (11/5)
- Scored 12 points against Virginia Tech, with eight coming in the third quarter. Went 5-of-6 from the field overall and 2-of-3 from three-point range (1/19)
- Scored 13 points at UNC, with nine coming in the third quarter (1/30)
- ACC Academic Honor Roll

#### 2018-19

- Sustained an injury to her right knee in November and missed the entire season

#### 2017-18

- Sustained an injury to her left knee in November and missed the entire season

#### #23 TOI, Amandine

				Total		3-Pointers		Free throws		Rebounds											
Opponent	Date	GS	MIN	FG-FGA	PCT	3FG-3FGA	PCT	FT-FTA	PCT	OFF	DEF	TOT	AVG	PF	A	T/O	BLK	STL	PTS	AVG	
Bucknell	11/05/2019	*	34:17	3-6	.500	2-3	.667	3-5	.600	0	1	1	1.0	3	6	7	0	1	11	11.0	
at Southern California	11/09/2019	*	30:34	1-8	.125	0-3	.000	2-4	.500	0	1	1	1.0	2	2	1	0	1	4	7.5	
at CSUN	11/12/2019	*	29:31	5-7	.714	2-2	1.000	1-1	1.000	0	2	2	1.3	2	1	4	0	1	13	9.3	
Kentucky	11/16/2019	*	15:30	0-2	.000	0-2	.000	0-0	.000	0	0	0	1.0	4	0	3	0	0	0	7.0	
at UConn	11/19/2019	*	23:47	1-6	.167	0-2	.000	0-0	.000	0	0	0	0.8	3	2	2	0	0	2	6.0	
Old Dominion	11/24/2019	*	14:40	0-4	.000	0-3	.000	0-0	.000	0	2	2	1.0	0	1	3	0	1	0	5.0	
James Madison	11/30/2019	*	26:52	0-2	.000	0-1	.000	0-0	.000	0	1	1	1.0	3	0	1	0	0	0	4.3	
UCLA	12/01/2019	*	19:34	0-2	.000	0-1	.000	0-0	.000	0	1	1	1.0	1	0	2	0	0	0	3.8	
at Rutgers	12/05/2019	*	08:24	1-1	1.000	1-1	1.000	0-0	.000	1	0	1	1.0	0	0	1	0	0	3	3.7	
at UNLV	12/20/2019	*	25:16	0-1	.000	0-1	.000	0-0	.000	0	1	1	1.0	2	1	7	0	0	0	3.3	
vs Mississippi St.	12/21/2019	*	21:37	3-6	.500	1-3	.333	0-0	.000	0	0	0	0.9	2	4	2	0	0	7	3.6	
at Georgia Tech	12/29/2019	*	14:08	1-3	.333	0-0	.000	0-0	.000	0	1	1	0.9	1	0	1	0	0	2	3.5	
North Carolina	01/02/2020		10:00	0-1	.000	0-1	.000	0-0	.000	1	3	4	1.2	1	1	2	0	0	0	3.2	
at NC State	01/05/2020		22:54	1-5	.200	1-5	.200	0-0	.000	0	0	0	1.1	0	2	2	0	0	3	3.2	
Duke	01/09/2020	*	16:11	2-2	1.000	0-0	.000	1-2	.500	0	2	2	1.1	2	0	2	0	0	5	3.3	
at Boston College	01/12/2020	*	16:34	1-2	.500	0-1	.000	1-2	.500	0	1	1	1.1	1	1	3	0	0	3	3.3	
at Wake Forest	01/16/2020	*	18:04	1-3	.333	0-0	.000	0-0	.000	2	1	3	1.2	2	3	0	0	0	2	3.2	
Virginia Tech	01/19/2020	*	35:51	5-6	.833	2-3	.667	0-1	.000	1	3	4	1.4	1	3	1	1	0	12	3.7	
at Louisville	01/23/2020	*	13:30	0-2	.000	0-1	.000	0-0	.000	0	0	0	1.3	2	0	3	0	0	0	3.5	
Notre Dame	01/26/2020	*	16:22	2-3	.667	2-3	.667	0-0	.000	0	1	1	1.3	3	0	1	0	0	6	3.7	
at North Carolina	01/30/2020	*	22:21	4-7	.571	4-7	.571	1-2	.500	0	0	0	1.2	1	1	0	0	0	13	4.1	
Syracuse	02/02/2020	*	31:22	1-9	.111	0-5	.000	0-0	.000	0	0	0	1.2	2	2	3	2	0	2	4.0	
Clemson	02/06/2020	*	22:38	2-5	.400	2-4	.500	2-2	1.000	0	0	0	1.1	3	1	2	0	0	8	4.2	
at Florida St.	02/09/2020	*	21:54	1-3	.333	1-2	.500	0-0	.000	1	1	2	1.2	3	0	3	0	0	3	4.1	
Miami (FL)	02/13/2020	*	13:39	0-4	.000	0-2	.000	0-0	.000	0	0	0	1.1	0	0	2	1	0	0	4.0	
at Duke	02/20/2020	*	23:14	1-6	.167	0-4	.000	0-2	.000	0	0	0	1.1	0	1	1	0	0	2	3.9	
at Virginia Tech	02/23/2020	*	38:53	1-6	.167	1-4	.250	0-0	.000	0	0	0	1.0	2	3	1	0	1	3	3.9	
Pittsburgh	02/27/2020	*	25:48	3-5	.600	2-3	.667	0-0	.000	0	0	0	1.0	2	2	0	0	1	8	4.0	
NC State	03/01/2020	*	31:31	5-12	.417	3-8	.375	0-0	.000	0	0	0	1.0	1	1	1	1	0	13	4.3	
vs Syracuse	03/05/2020	*	23:01	2-8	.250	2-6	.333	0-0	.000	1	0	1	1.0	2	2	0	0	0	6	4.4	
Totals		28	667:57	47-137	.343	26-81	.321	11-21	.524	7	22	29	1.0	51	40	61	5	6	131	4.4	

#### Player Averages

Games Played	Minutes/ game	Points/ game	FG Pct	3FG Pct	FT Pct	Rebounds/ game	Assists/ game	Turnovers/ game	Assist/Turnover ratio	Steals/ game	Blocks/ game
30	22.3	4.4	34.3	32.1	52.4	1.0	1.3	2.0	0.7	0.2	0.2



# NEWCOMER BIOS

## 13 DEJA BRISTOL



**6-1 • Freshman • Forward**  
**Upper Marlboro, Md.**  
**New Hope Academy**

- Played two years at Annapolis Area Christian School before transferring to New Hope Academy as a junior
- Member of the 2019 GEICO National Champion New Hope team
- Helped lead the squad to a runner-up finish at the NACA National Championships her senior season a
- 2020 All-Met third team
- 2020 McDonald's All-America nominee
- 2020 NACA All-Tournament Team
- Averaged 12 points and 10 rebounds per game her senior season
- High school teammate of current Cavalier Kylie Kornegay-Lucas

## 34 LONDON CLARKSON



**6-2 • Sophomore • Forward**  
**Pflugerville, Texas**  
**Pflugerville High School/Florida State**

- Played in 25 of FSU's 32 games in 2019-20
- Averaged 1.2 points, 1.4 rebounds and shot 43.8 percent (7-of-16) from the floor in 7.5 minutes per game with the Seminoles
- Ranked 68th nationally and eighth in the state of Texas by Prospects Nation, while earning a No. 93 overall rank by Max Preps
- Started three years for her varsity squad, registering 17.3 points, 10.0 rebounds, 2.9 steals and 2.1 assists per game in her senior year
- Led her high school to the Class 5A regional quarterfinals as a senior, earning All-Central Texas First Team honors
- Earned district offensive MVP honors as a junior and averaged 13.6 points, 7.6 rebounds as well as shooting 56 percent from the floor
- Guided Pflugerville to a Class 6A co-title as a junior
- Recorded Texas Association of Basketball Coaches 6A All-State honors as a junior and senior


## 4 ZARIA JOHNSON



**6-0 • Freshman • Guard**  
**Houston, Texas**  
**Fort Bend Hightower**

- Played three years at Cypress Springs before transferring to Hightower for her senior year
- Honorable mention All-District 14-6A as a freshman, second team as a sophomore before being named to the first team her junior and senior years
- Three-time all-tournament team and a two-time tournament MVP
- Ranked No. 37 at her position by ESPNW
- Averaged 13.0 points and 5.9 rebounds per game during her senior season

## 14 KAYDAN LAWSON



**6-0 • Freshman • Guard**  
**Cleveland, Ohio**  
**Hathaway Brown**

- Helped lead Hathaway Brown to a Division II state runner-up finish in 2017 before transferring to Orange High for her final three years
- Scored over 1,000 points with more than 500 rebounds in her three seasons at OHS
- 2020 First Team Northeast Lakes All-District
- 2019 Third Team All-State and an honorable mention in 2020
- Named Greater Cleveland and Akron Area Second Team All-Star her senior season
- Averaged 18.0 points, 8.0 rebounds and 3.1 steals per game her senior season
- Younger sister of current Cavalier Dani Lawson



# NEWCOMER BIOS

## 35 EMILY MAUPIN



**6-3 • Grad Student • Forward**  
**Charlottesville, Va.**  
**The Covenant School/Elon/Liberty**

- Played two seasons at Elon (2017-19) before transferring to Liberty, but sat out the 2019-20 season at Liberty and never played for the Flames
- As a sophomore at Elon, was named to the All-CAA third team after pacing the Phoenix in both points (11.7 ppg) and rebounds (6.0 rpg), while shooting 47.3 percent from the field with three double-doubles
- As a freshman in 2017-18, Maupin made 16 appearances for an Elon squad which went 25-8 and reached the NCAA Tournament.
- Graduated as The Covenant School's all-time leading scorer with 2,256 points and also grabbed 1,778 rebounds
- First team VISAA All-State honoree as a junior and senior, while making four appearances on the all-conference squad

## 32 NYCERRA MINNIS



**6-3 • Freshman • Forward**  
**Riverdale, Md.**  
**Herndon High (Va.)**

### 2020-21

- Will miss the 2020-21 season with an injury

### BACKGROUND

- Played three years at Parkdale High before playing her senior year at Herndon
- Listed on the DMV Top-5 Blocker and Top-10 Rebounder lists
- Top rebounder last year in Maryland, averaging 17 rebounds per game
- 2019-20 First Team All-Prince George County
- 2019-20 Liberty District Second Team and honorable mention All-DMV team
- McDonald's All-American nominee
- Ranked No. 43 at her position by ESPNW

## 3 AALIYAH PITTS



**6-0 • Freshman • Guard**  
**Suitland, Md.**  
**Bishop McNamara**

- Played three years at Woodbridge High before playing her senior year at Bishop McNamara
- 2018-19 Virginia 6A State Player of the Year
- USA Today Second Team Virginia in 2019
- First Team All-State as a junior after being second team as a sophomore
- Two-Time All-Region first team after earning second team honors as a freshman
- Three-time First Team All-Conference at Woodbridge
- As a senior at Bishop McNamara, named an honorable mention for All-Met while also garnering all-conference second team honors
- Helped Bishop McNamara claim its first Washington Catholic Athletic Conference crown since 2008
- Ranked No. 29 at her position by ESPNW





Official Basketball Box Score - Final

## Virginia at UCF

11/25/20 Addition Financial Arena, Orlando  
2020-21 Women's Basketball

Game Time: 6:00 PM

Game Duration: 2:19

Attendance: 782

Officials: Rod Creech, Brandon Enterline, Teresa Stuck

Virginia - 34

Record: 0-1

NO.	Name	Min	FG M-A	3P M-A	FT M-A	Rebounds OR DR TOT	Fouls PF FD	TP	AS	TO	ST	Blocks BS BA	+/-
5	Tihana Stojavljevic	F 23:42	2-5	0-1	0-0	1 1 2	3 1	4	0	5	2	0 0	-9
12	Meg Jefferson	F 30:10	3-4	0-0	2-2	2 1 3	4 2	8	1	0	1	0 0	-2
0	Dylan Horton	G 26:51	2-8	0-3	3-4	1 0 1	0 2	7	0	2	2	1 1	-19
1	Carole Miller	G 30:00	3-9	0-0	0-0	0 4 4	3 0	6	1	4	0	0 0	-18
23	Amandine Toi	G 36:45	0-6	0-4	0-0	0 2 2	2 1	0	2	9	1	0 1	-29
14	Kaydan Lawson	22:49	3-9	0-1	1-1	2 3 5	2 1	7	0	5	2	1 1	-15
13	Deja Bristol	22:06	1-5	0-0	0-0	5 4 9	1 1	2	0	2	0	0 1	-27
4	Zaria Johnson	01:54	0-0	0-0	0-0	0 0 0	0 0	0	0	1	0	0 0	-6
3	Aaliyah Pitts	05:43	0-1	0-0	0-0	0 1 1	0 0	0	0	2	0	0 0	-5
Team						3 4 7		0		0			
<b>Totals</b>			14-47	0-9	6-7	14 20 34	15 8	34	4	30	8	2 4	-26

Technical Fouls::NONE

Shooting By Period		
1 <sup>st</sup> FG%	6-14	42.9%
3PT%	0-3	0.0%
FT%	1-2	50%
2 <sup>nd</sup> FG%	4-11	36.4%
3PT%	0-3	0.0%
FT%	2-2	100%
3 <sup>rd</sup> FG%	2-9	22.2%
3PT%	0-1	0.0%
FT%	0-0	0%
4 <sup>th</sup> FG%	2-13	15.4%
3PT%	0-2	0.0%
FT%	3-3	100%
GM FG%	14-47	29.8%
3PT%	0-9	0.0%
FT%	6-7	85.7%

Dead Ball Rebounds: 0, 0

UCF - 60

Record: 1-0

NO.	Name	Min	FG M-A	3P M-A	FT M-A	Rebounds OR DR TOT	Fouls PF FD	TP	AS	TO	ST	Blocks BS BA	+/-
5	Masseny Kaba	F 21:21	1-8	0-0	0-0	1 2 3	1 1	2	1	4	2	0 0	6
32	Brittney Smith	F 28:37	3-6	0-0	1-2	1 2 3	0 4	7	1	4	1	2 0	20
1	Courtajia Sanders	G 33:59	4-12	1-3	0-0	0 5 5	0 0	9	2	0	5	0 1	30
3	Diamond Battles	G 29:37	6-14	1-2	4-5	0 3 3	1 5	17	7	1	5	1 1	23
14	Asia Todd	G 10:00	1-1	0-0	0-0	0 0 0	0 0	2	0	1	0	0 0	-6
25	Ahna Burney	10:21	0-0	0-0	0-0	0 0 0	0 0	0	0	1	0	0 0	-5
23	Alisha Lewis	29:38	5-5	2-2	1-2	0 3 3	1 3	13	6	3	1	0 0	38
33	Destiny Thomas	17:13	1-2	0-0	0-0	1 4 5	3 0	2	0	3	0	1 0	19
24	Jnaya Walker	10:49	2-2	0-0	2-2	0 1 1	1 2	6	0	1	0	0 0	10
11	Rebecca Ripley	04:47	0-0	0-0	0-0	0 0 0	1 0	0	0	0	0	0 0	1
2	Maniya Custis	01:49	1-1	0-0	0-0	0 0 0	0 0	2	0	0	0	0 0	-3
21	Colleen Bucknor	01:49	0-1	0-0	0-0	0 0 0	0 0	0	0	0	1	0 0	-3
Team						6 0 6		0		1			
<b>Totals</b>			24-52	4-7	8-11	9 20 29	8 15	60	17	19	15	4 2	26

Technical Fouls::NONE

Shooting By Period		
1 <sup>st</sup> FG%	1-10	10.0%
3PT%	0-0	0.0%
FT%	3-6	50%
2 <sup>nd</sup> FG%	10-17	58.8%
3PT%	3-4	75.0%
FT%	5-5	100%
3 <sup>rd</sup> FG%	6-17	35.3%
3PT%	0-2	0.0%
FT%	0-0	0%
4 <sup>th</sup> FG%	7-8	87.5%
3PT%	1-1	100.0%
FT%	0-0	0%
GM FG%	24-52	46.2%
3PT%	4-7	57.1%
FT%	8-11	72.7%

Dead Ball Rebounds: 2, 0

	UVA	UCF
Biggest lead	12 (1 <sup>st</sup> 3:27)	31 (4 <sup>th</sup> 2:34)
Best Scoring Run	9 (1 <sup>st</sup> 6:03)	21 (4 <sup>th</sup> 2:34)
Lead Changes	1	
Times Tied	0	
Time with Lead	10:45	27:49

Points from	UVA	UCF
Turnovers	7	28
Paint	24	26
Second Chance	10	5
Fast Breaks	6	16
Bench	9	23

Period by Period Scoring					
	1st	2nd	3rd	4th	TOT
UVA	13	10	4	7	34
UCF	5	28	12	15	60



# 2020-21 Virginia Women's Basketball Combined Team Statistics All games

Page 1/1  
as of Nov 27, 2020

## Game Records

Record	Overall	Home	Away	Neutral
ALL GAMES	0-1	0-0	0-1	0-0
CONFERENCE	0-0	0-0	0-0	0-0
NON-CONFERENCE	0-1	0-0	0-1	0-0

## Score by Periods

Team	1st	2nd	3rd	4th	OT	TOT
Virginia	13	10	4	7	0	34
Opponents	5	28	12	15	0	60

## Team Box Score

No.	Player				Total		3-Point		F-Throw		Rebounds											
		GP-GS	MIN	AVG	FG-FGA	FG%	3FG-FGA	3FG%	FT-FTA	FT%	OFF	DEF	TOT	AVG	PF	DQ	A	TO	BLK	STL	PTS	AVG
12	JEFFERSON, Meg	1-1	30:10	30.2	3-4	.750	0-0	.000	2-2	1.000	2	1	3	3.0	4	0	1	0	0	1	8	8.0
14	LAWSON, Kaydan	1-0	22:50	22.8	3-9	.333	0-1	.000	1-1	1.000	2	3	5	5.0	2	0	0	5	1	2	7	7.0
0	HORTON, Dylan	1-1	26:51	26.8	2-8	.250	0-3	.000	3-4	.750	1	0	1	1.0	0	0	0	2	1	2	7	7.0
1	MILLER, Carole	1-1	30:00	30.0	3-9	.333	0-0	.000	0-0	.000	0	4	4	4.0	3	0	1	4	0	0	6	6.0
5	STOJSAVLJEVIC, Tihana	1-1	23:42	23.7	2-5	.400	0-1	.000	0-0	.000	1	1	2	2.0	3	0	0	5	0	2	4	4.0
13	BRISTOL, Deja	1-0	22:06	22.1	1-5	.200	0-0	.000	0-0	.000	5	4	9	9.0	1	0	0	2	0	0	2	2.0
23	TOI, Amandine	1-1	36:45	36.8	0-6	.000	0-4	.000	0-0	.000	0	2	2	2.0	2	0	2	9	0	1	0	0.0
4	JOHNSON, Zaria	1-0	01:54	1.9	0-0	.000	0-0	.000	0-0	.000	0	0	0	0.0	0	0	0	1	0	0	0	0.0
3	PITTS, Aaliyah	1-0	05:43	5.7	0-1	.000	0-0	.000	0-0	.000	0	1	1	1.0	0	0	0	2	0	0	0	0.0
Team											3	4	7									
Total		1	200		14-47	.298	0-9	.000	6-7	.857	14	20	34	34.0	15	0	4	30	2	8	34	34.0
Opponents		1	200		24-52	.462	4-7	.571	8-11	.727	9	20	29	29.0	8	0	17	19	4	15	60	60.0

## Team Statistics

	UVA	OPP
<b>Scoring</b>	<b>34</b>	<b>60</b>
Points per game	34.0	60.0
Scoring margin	-26.0	-
<b>Field goals-att</b>	<b>14-47</b>	<b>24-52</b>
Field goal pct	.298	.462
<b>3 point fg-att</b>	<b>0-9</b>	<b>4-7</b>
3-point FG pct	.000	.571
3-pt FG made per game	0.0	4.0
<b>Free throws-att</b>	<b>6-7</b>	<b>8-11</b>
Free throw pct	.857	.727
F-Throws made per game	6.0	8.0
<b>Rebounds</b>	<b>34</b>	<b>29</b>
Rebounds per game	34.0	29.0
Rebounding margin	+5.0	-
<b>Assists</b>	<b>4</b>	<b>17</b>
Assists per game	4.0	17.0
<b>Turnovers</b>	<b>30</b>	<b>19</b>
Turnovers per game	30.0	19.0
Turnover margin	-11.0	-
Assist/turnover ratio	0.1	0.9
<b>Steals</b>	<b>8</b>	<b>15</b>
Steals per game	8.0	15.0
<b>Blocks</b>	<b>2</b>	<b>4</b>
Blocks per game	2.0	4.0
<b>Winning streak</b>	<b>0</b>	<b>-</b>
Home win streak	0	-
<b>Attendance</b>	<b>0</b>	<b>782</b>
Home games-Avg/Game	0-0	1-782
Neutral site-Avg/Game	-	0-0

## Team Results

Date	Opponent	Score	Att.
11/25/2020	at UCF	L 34-60	782



# 2019-20 Virginia Women's Basketball Combined Team Statistics All games

Page 1/1  
as of Oct 14, 2020

## Game Records

Record	Overall	Home	Away	Neutral
ALL GAMES	13-17	9-5	4-10	0-2
CONFERENCE	8-10	6-3	2-7	0-0
NON-CONFERENCE	5-7	3-2	2-3	0-2

## Score by Periods

Team	1st	2nd	3rd	4th	OT	TOT
Virginia	417	415	472	528	10	1842
Opponents	472	448	478	487	7	1892

## Team Box Score

No.	Player				Total		3-Point		F-Throw		Rebounds											
		GP-GS	MIN	AVG	FG-FGA	FG%	3FG-FGA	3FG%	FT-FTA	FT%	OFF	DEF	TOT	AVG	PF	DQ	A	TO	BLK	STL	PTS	AVG
13	WILLOUGHBY, Jocelyn	30-30	1075:58	35.9	186-412	.451	37-89	.416	167-192	.870	51	179	230	7.7	81	0	60	101	17	39	576	19.2
04	TOUSSAINT, Dominique	28-24	890:22	31.8	122-308	.396	27-89	.303	34-52	.654	11	94	105	3.8	73	1	90	92	7	28	305	10.9
10	WILLIAMS, Shemera	21-2	466:01	22.2	62-166	.373	16-63	.254	47-67	.701	15	39	54	2.6	56	1	44	60	4	30	187	8.9
14	JABLONOWSKI, Lisa	30-30	975:02	32.5	95-200	.475	6-23	.261	49-63	.778	80	81	161	5.4	70	3	39	46	14	45	245	8.2
01	MILLER, Carole	30-26	710:25	23.7	74-176	.420	3-10	.300	29-55	.527	25	83	108	3.6	58	0	24	35	6	20	180	6.0
15	KORNEGAY-LUCAS, Kylie	29-4	684:27	23.6	52-162	.321	6-29	.207	37-57	.649	39	121	160	5.5	70	2	60	68	18	41	147	5.1
23	TOI, Amandine	30-28	667:57	22.3	47-137	.343	26-81	.321	11-21	.524	7	22	29	1.0	51	0	40	61	5	6	131	4.4
00	HORTON, Dylan	19-1	116:37	6.1	8-43	.186	7-27	.259	6-8	.750	3	11	14	0.7	7	0	6	7	0	4	29	1.5
12	JEFFERSON, Meg	15-0	83:22	5.6	6-13	.462	0-0	.000	5-6	.833	10	8	18	1.2	7	0	2	12	0	5	17	1.1
21	LAWSON, Dani	28-5	276:33	9.9	7-40	.175	0-0	.000	3-10	.300	9	45	54	1.9	37	0	2	9	9	2	17	0.6
5	STOJAVLJEVIC, Tihana	14-0	78:17	5.6	3-16	.188	1-3	.333	1-2	.500	4	15	19	1.4	14	0	0	6	3	2	8	0.6
Team											61	67	128					16				
Total		30	6025		662-1673	.396	129-414	.312	389-533	.730	315	765	1080	36.0	524	7	367	513	83	222	1842	61.4
Opponents		30	6025		667-1716	.389	202-650	.311	356-506	.704	327	741	1068	35.6	530	9	383	518	135	255	1892	63.1

## Team Statistics

	UVA	OPP
<b>Scoring</b>	<b>1842</b>	<b>1892</b>
Points per game	61.4	63.1
Scoring margin	-1.7	-
<b>Field goals-att</b>	<b>662-1673</b>	<b>667-1716</b>
Field goal pct	.396	.389
<b>3 point fg-att</b>	<b>129-414</b>	<b>202-650</b>
3-point FG pct	.312	.311
3-pt FG made per game	4.3	6.7
<b>Free throws-att</b>	<b>389-533</b>	<b>356-506</b>
Free throw pct	.730	.704
F-Throws made per game	13.0	11.9
<b>Rebounds</b>	<b>1080</b>	<b>1068</b>
Rebounds per game	36.0	35.6
Rebounding margin	+0.4	-
<b>Assists</b>	<b>367</b>	<b>383</b>
Assists per game	12.2	12.8
<b>Turnovers</b>	<b>513</b>	<b>518</b>
Turnovers per game	17.1	17.3
Turnover margin	+0.2	-
Assist/turnover ratio	0.7	0.7
<b>Steals</b>	<b>222</b>	<b>255</b>
Steals per game	7.4	8.5
<b>Blocks</b>	<b>83</b>	<b>135</b>
Blocks per game	2.8	4.5
<b>Winning streak</b>	<b>0</b>	<b>-</b>
Home win streak	0	-
<b>Attendance</b>	<b>40018</b>	<b>39426</b>
Home games-Avg/Game	14-2858	14-2816
Neutral site-Avg/Game	-	2-1816

## Team Results

Date	Opponent		Score	Att.
11/05/2019	Bucknell	W	84-60	2505
11/09/2019	at Southern California	L	49-59	1362
11/12/2019	at CSUN	W	72-47	327
11/16/2019	Kentucky	L	47-50	2507
11/19/2019	at UConn	L	44-83	7728
11/24/2019	Old Dominion	Wot	56-53	2522
11/30/2019	James Madison	W	55-49	2913
12/01/2019	UCLA	L	62-73	2621
12/05/2019	at Rutgers	L	63-73	1597
12/20/2019	at UNLV	W	63-55	655
12/21/2019	vs Mississippi St.	L	59-72	850
12/29/2019	at Georgia Tech	L	51-61	1422
01/02/2020	North Carolina	L	47-65	2757
01/05/2020	at NC State	L	60-80	4487
01/09/2020	Duke	W	66-63	2206
01/12/2020	at Boston College	W	69-52	2357
01/16/2020	at Wake Forest	L	56-62	776
01/19/2020	Virginia Tech	L	61-69	4313
01/23/2020	at Louisville	L	56-71	7776
01/26/2020	Notre Dame	W	90-60	5117
01/30/2020	at North Carolina	L	68-78	1967
02/02/2020	Syracuse	W	57-41	2649
02/06/2020	Clemson	W	70-54	2229
02/09/2020	at Florida St.	L	55-63	3221
02/13/2020	Miami (FL)	W	69-64	2351
02/20/2020	at Duke	L	47-62	3154
02/23/2020	at Virginia Tech	W	86-76	2597
02/27/2020	Pittsburgh	W	66-55	2211
03/01/2020	NC State	L	64-75	3117
03/05/2020	vs Syracuse	L	50-67	2781



**2019-20 Virginia Women's Basketball  
Season Schedule/Results & Leaders  
All games**

Page 1/2  
as of Oct 14, 2020

**Game Records**

Record	Overall	Home	Away	Neutral
ALL GAMES	13-17	9-5	4-10	0-2
CONFERENCE	8-10	6-3	2-7	0-0
NON-CONFERENCE	5-7	3-2	2-3	0-2

**Team Results**

Date	Opponent		Score	Att.	High Points	High Rebounds
11/05/2019	Bucknell	W	84-60	2505	(31) WILLOUGHBY, Jocelyn	(11) WILLOUGHBY, Jocelyn
11/09/2019	at Southern California	L	49-59	1362	(13) JABLONOWSKI, Lisa	(9) JABLONOWSKI, Lisa
						(9) MILLER, Carole
11/12/2019	at CSUN	W	72-47	327	(18) WILLOUGHBY, Jocelyn	(9) KORNEGAY-LUCAS, Kylie
11/16/2019	Kentucky	L	47-50	2507	(18) WILLOUGHBY, Jocelyn	(11) WILLOUGHBY, Jocelyn
11/19/2019	at UConn	L	44-83	7728	(13) WILLOUGHBY, Jocelyn	(7) JABLONOWSKI, Lisa
						(7) WILLOUGHBY, Jocelyn
11/24/2019	Old Dominion	Wot	56-53	2522	(31) KORNEGAY-LUCAS, Kylie	(12) KORNEGAY-LUCAS, Kylie
11/30/2019	James Madison	W	55-49	2913	(28) WILLOUGHBY, Jocelyn	(16) WILLOUGHBY, Jocelyn
12/01/2019	UCLA	L	62-73	2621	(22) WILLOUGHBY, Jocelyn	(10) WILLOUGHBY, Jocelyn
12/05/2019	at Rutgers	L	63-73	1597	(27) WILLOUGHBY, Jocelyn	(6) JABLONOWSKI, Lisa
						(6) WILLOUGHBY, Jocelyn
12/20/2019	at UNLV	W	63-55	655	(17) WILLOUGHBY, Jocelyn	(10) WILLOUGHBY, Jocelyn
12/21/2019	vs Mississippi St.	L	59-72	850	(21) WILLOUGHBY, Jocelyn	(7) KORNEGAY-LUCAS, Kylie
12/29/2019	at Georgia Tech	L	51-61	1422	(19) WILLOUGHBY, Jocelyn	(10) WILLOUGHBY, Jocelyn
01/02/2020	North Carolina	L	47-65	2757	(12) JABLONOWSKI, Lisa	(6) WILLOUGHBY, Jocelyn
					(12) WILLOUGHBY, Jocelyn	
					(12) WILLIAMS, Shemera	
01/05/2020	at NC State	L	60-80	4487	(25) WILLOUGHBY, Jocelyn	(5) WILLOUGHBY, Jocelyn
						(5) KORNEGAY-LUCAS, Kylie
01/09/2020	Duke	W	66-63	2206	(24) WILLOUGHBY, Jocelyn	(3) MILLER, Carole
01/12/2020	at Boston College	W	69-52	2357	(23) WILLOUGHBY, Jocelyn	(8) WILLOUGHBY, Jocelyn
01/16/2020	at Wake Forest	L	56-62	776	(20) WILLOUGHBY, Jocelyn	(11) JABLONOWSKI, Lisa
01/19/2020	Virginia Tech	L	61-69	4313	(17) WILLOUGHBY, Jocelyn	(8) WILLIAMS, Shemera
01/23/2020	at Louisville	L	56-71	7776	(20) WILLIAMS, Shemera	(11) WILLOUGHBY, Jocelyn
01/26/2020	Notre Dame	W	90-60	5117	(18) MILLER, Carole	(11) KORNEGAY-LUCAS, Kylie
01/30/2020	at North Carolina	L	68-78	1967	(16) TOUSSAINT, Dominique	(12) WILLOUGHBY, Jocelyn
02/02/2020	Syracuse	W	57-41	2649	(24) WILLOUGHBY, Jocelyn	(12) KORNEGAY-LUCAS, Kylie
02/06/2020	Clemson	W	70-54	2229	(21) WILLOUGHBY, Jocelyn	(7) JABLONOWSKI, Lisa
02/09/2020	at Florida St.	L	55-63	3221	(19) WILLOUGHBY, Jocelyn	(6) KORNEGAY-LUCAS, Kylie
02/13/2020	Miami (FL)	W	69-64	2351	(25) WILLOUGHBY, Jocelyn	(8) KORNEGAY-LUCAS, Kylie
02/20/2020	at Duke	L	47-62	3154	(15) WILLOUGHBY, Jocelyn	(7) WILLOUGHBY, Jocelyn
02/23/2020	at Virginia Tech	W	86-76	2597	(29) TOUSSAINT, Dominique	(10) WILLOUGHBY, Jocelyn
					(29) WILLOUGHBY, Jocelyn	
02/27/2020	Pittsburgh	W	66-55	2211	(20) WILLOUGHBY, Jocelyn	(12) KORNEGAY-LUCAS, Kylie
03/01/2020	NC State	L	64-75	3117	(13) TOI, Amandine	(8) WILLOUGHBY, Jocelyn
03/05/2020	vs Syracuse	L	50-67	2781	(13) WILLOUGHBY, Jocelyn	(12) WILLOUGHBY, Jocelyn





# 2019-20 Virginia Women's Basketball Combined Team Statistics In Conference games

Page 1/1  
as of Oct 14, 2020

## Game Records

Record	Overall	Home	Away	Neutral
ALL GAMES	8-10	6-3	2-7	0-0
CONFERENCE	8-10	6-3	2-7	0-0
NON-CONFERENCE	0-0	0-0	0-0	0-0

## Score by Periods

Team	1st	2nd	3rd	4th	OT	TOT
Virginia	261	261	283	333	0	1138
Opponents	294	285	276	296	0	1151

## Team Box Score

No. Player					Total		3-Point		F-Throw		Rebounds													
		GP-GS	MIN	AVG	FG-FGA	FG%	3FG-FGA	3FG%	FT-FTA	FT%	OFF	DEF	TOT	AVG	PF	DQ	A	TO	BLK	STL	PTS	AVG		
13	WILLOUGHBY, Jocelyn	18-18	632:29	35.1	118-244	.484	19-47	.404	96-114	.842	29	93	122	6.8	49	0	36	56	14	19	351	19.5		
04	TOUSSAINT, Dominique	17-14	530:19	31.2	79-197	.401	18-60	.300	24-33	.727	7	51	58	3.4	47	1	56	54	3	18	200	11.8		
10	WILLIAMS, Shemera	17-2	392:44	23.1	53-146	.363	14-58	.241	38-52	.731	12	33	45	2.6	45	1	37	49	4	27	158	9.3		
14	JABLONOWSKI, Lisa	18-18	558:33	31.0	58-119	.487	1-10	.100	22-29	.759	50	44	94	5.2	42	1	29	18	10	28	139	7.7		
01	MILLER, Carole	18-18	376:38	20.9	51-110	.464	0-1	.000	14-26	.538	11	33	44	2.4	34	0	15	18	2	8	116	6.4		
23	TOI, Amandine	18-16	394:53	21.9	31-84	.369	18-53	.340	5-11	.455	5	13	18	1.0	27	0	21	28	5	2	85	4.7		
15	KORNEGAY-LUCAS, Kylie	18-4	422:09	23.5	22-74	.297	2-11	.182	10-23	.435	19	75	94	5.2	38	1	43	39	9	28	56	3.1		
12	JEFFERSON, Meg	6-0	29:38	4.9	3-4	.750	0-0	.000	3-4	.750	1	2	3	0.5	1	0	1	3	0	4	9	1.5		
00	HORTON, Dylan	8-0	33:37	4.2	2-14	.143	2-7	.286	2-2	1.000	2	4	6	0.8	0	0	3	2	0	1	8	1.0		
5	STOJSAVLJEVIC, Tihana	14-0	78:17	5.6	3-16	.188	1-3	.333	1-2	.500	4	15	19	1.4	14	0	0	6	3	2	8	0.6		
21	LAWSON, Dani	17-0	150:44	8.9	4-16	.250	0-0	.000	0-2	.000	7	26	33	1.9	21	0	0	3	3	1	8	0.5		
Team											38	40	78					8						
Total		18	3600		424-1024	.414	75-250	.300	215-298	.721	185	429	614	34.1	318	4	241	284	53	138	1138	63.2		
Opponents		18	3600		406-992	.409	126-375	.336	213-307	.694	187	443	630	35.0	312	6	244	326	78	151	1151	63.9		

## Team Statistics

	UVA	OPP
<b>Scoring</b>	<b>1138</b>	<b>1151</b>
Points per game	63.2	63.9
Scoring margin	-0.7	-
<b>Field goals-att</b>	<b>424-1024</b>	<b>406-992</b>
Field goal pct	.414	.409
<b>3 point fg-att</b>	<b>75-250</b>	<b>126-375</b>
3-point FG pct	.300	.336
3-pt FG made per game	4.2	7.0
<b>Free throws-att</b>	<b>215-298</b>	<b>213-307</b>
Free throw pct	.721	.694
F-Throws made per game	11.9	11.8
<b>Rebounds</b>	<b>614</b>	<b>630</b>
Rebounds per game	34.1	35.0
Rebounding margin	-0.9	-
<b>Assists</b>	<b>241</b>	<b>244</b>
Assists per game	13.4	13.6
<b>Turnovers</b>	<b>284</b>	<b>326</b>
Turnovers per game	15.8	18.1
Turnover margin	+2.3	-
Assist/turnover ratio	0.8	0.7
<b>Steals</b>	<b>138</b>	<b>151</b>
Steals per game	7.7	8.4
<b>Blocks</b>	<b>53</b>	<b>78</b>
Blocks per game	2.9	4.3
<b>Winning streak</b>	<b>0</b>	<b>-</b>
Home win streak	0	-
<b>Attendance</b>	<b>26950</b>	<b>27757</b>
Home games-Avg/Game	9-2994	9-3084
Neutral site-Avg/Game	-	0-0

## Team Results

Date	Opponent		Score	Att.
12/29/2019	at Georgia Tech	L	51-61	1422
01/02/2020	North Carolina	L	47-65	2757
01/05/2020	at NC State	L	60-80	4487
01/09/2020	Duke	W	66-63	2206
01/12/2020	at Boston College	W	69-52	2357
01/16/2020	at Wake Forest	L	56-62	776
01/19/2020	Virginia Tech	L	61-69	4313
01/23/2020	at Louisville	L	56-71	7776
01/26/2020	Notre Dame	W	90-60	5117
01/30/2020	at North Carolina	L	68-78	1967
02/02/2020	Syracuse	W	57-41	2649
02/06/2020	Clemson	W	70-54	2229
02/09/2020	at Florida St.	L	55-63	3221
02/13/2020	Miami (FL)	W	69-64	2351
02/20/2020	at Duke	L	47-62	3154
02/23/2020	at Virginia Tech	W	86-76	2597
02/27/2020	Pittsburgh	W	66-55	2211
03/01/2020	NC State	L	64-75	3117



**2019-20 Virginia Women's Basketball  
Season Schedule/Results & Leaders  
All games**

Page 1/2  
as of Oct 14, 2020

**Game Records**

Record	Overall	Home	Away	Neutral
ALL GAMES	13-17	9-5	4-10	0-2
CONFERENCE	8-10	6-3	2-7	0-0
NON-CONFERENCE	5-7	3-2	2-3	0-2

**Team Results**

Date	Opponent		Score	Att.	High Points	High Rebounds
11/05/2019	Bucknell	W	84-60	2505	(31) WILLOUGHBY, Jocelyn	(11) WILLOUGHBY, Jocelyn
11/09/2019	at Southern California	L	49-59	1362	(13) JABLONOWSKI, Lisa	(9) JABLONOWSKI, Lisa
						(9) MILLER, Carole
11/12/2019	at CSUN	W	72-47	327	(18) WILLOUGHBY, Jocelyn	(9) KORNEGAY-LUCAS, Kylie
11/16/2019	Kentucky	L	47-50	2507	(18) WILLOUGHBY, Jocelyn	(11) WILLOUGHBY, Jocelyn
11/19/2019	at UConn	L	44-83	7728	(13) WILLOUGHBY, Jocelyn	(7) JABLONOWSKI, Lisa
						(7) WILLOUGHBY, Jocelyn
11/24/2019	Old Dominion	Wot	56-53	2522	(31) KORNEGAY-LUCAS, Kylie	(12) KORNEGAY-LUCAS, Kylie
11/30/2019	James Madison	W	55-49	2913	(28) WILLOUGHBY, Jocelyn	(16) WILLOUGHBY, Jocelyn
12/01/2019	UCLA	L	62-73	2621	(22) WILLOUGHBY, Jocelyn	(10) WILLOUGHBY, Jocelyn
12/05/2019	at Rutgers	L	63-73	1597	(27) WILLOUGHBY, Jocelyn	(6) JABLONOWSKI, Lisa
						(6) WILLOUGHBY, Jocelyn
12/20/2019	at UNLV	W	63-55	655	(17) WILLOUGHBY, Jocelyn	(10) WILLOUGHBY, Jocelyn
12/21/2019	vs Mississippi St.	L	59-72	850	(21) WILLOUGHBY, Jocelyn	(7) KORNEGAY-LUCAS, Kylie
12/29/2019	at Georgia Tech	L	51-61	1422	(19) WILLOUGHBY, Jocelyn	(10) WILLOUGHBY, Jocelyn
01/02/2020	North Carolina	L	47-65	2757	(12) JABLONOWSKI, Lisa	(6) WILLOUGHBY, Jocelyn
					(12) WILLOUGHBY, Jocelyn	
					(12) WILLIAMS, Shemera	
01/05/2020	at NC State	L	60-80	4487	(25) WILLOUGHBY, Jocelyn	(5) WILLOUGHBY, Jocelyn
						(5) KORNEGAY-LUCAS, Kylie
01/09/2020	Duke	W	66-63	2206	(24) WILLOUGHBY, Jocelyn	(3) MILLER, Carole
01/12/2020	at Boston College	W	69-52	2357	(23) WILLOUGHBY, Jocelyn	(8) WILLOUGHBY, Jocelyn
01/16/2020	at Wake Forest	L	56-62	776	(20) WILLOUGHBY, Jocelyn	(11) JABLONOWSKI, Lisa
01/19/2020	Virginia Tech	L	61-69	4313	(17) WILLOUGHBY, Jocelyn	(8) WILLIAMS, Shemera
01/23/2020	at Louisville	L	56-71	7776	(20) WILLIAMS, Shemera	(11) WILLOUGHBY, Jocelyn
01/26/2020	Notre Dame	W	90-60	5117	(18) MILLER, Carole	(11) KORNEGAY-LUCAS, Kylie
01/30/2020	at North Carolina	L	68-78	1967	(16) TOUSSAINT, Dominique	(12) WILLOUGHBY, Jocelyn
02/02/2020	Syracuse	W	57-41	2649	(24) WILLOUGHBY, Jocelyn	(12) KORNEGAY-LUCAS, Kylie
02/06/2020	Clemson	W	70-54	2229	(21) WILLOUGHBY, Jocelyn	(7) JABLONOWSKI, Lisa
02/09/2020	at Florida St.	L	55-63	3221	(19) WILLOUGHBY, Jocelyn	(6) KORNEGAY-LUCAS, Kylie
02/13/2020	Miami (FL)	W	69-64	2351	(25) WILLOUGHBY, Jocelyn	(8) KORNEGAY-LUCAS, Kylie
02/20/2020	at Duke	L	47-62	3154	(15) WILLOUGHBY, Jocelyn	(7) WILLOUGHBY, Jocelyn
02/23/2020	at Virginia Tech	W	86-76	2597	(29) TOUSSAINT, Dominique	(10) WILLOUGHBY, Jocelyn
					(29) WILLOUGHBY, Jocelyn	
02/27/2020	Pittsburgh	W	66-55	2211	(20) WILLOUGHBY, Jocelyn	(12) KORNEGAY-LUCAS, Kylie
03/01/2020	NC State	L	64-75	3117	(13) TOI, Amandine	(8) WILLOUGHBY, Jocelyn
03/05/2020	vs Syracuse	L	50-67	2781	(13) WILLOUGHBY, Jocelyn	(12) WILLOUGHBY, Jocelyn



2019-20 Virginia Women's Basketball  
Points-rebounds-assists  
All games

Page 1/1  
as of Oct 14, 2020

Opponent	Date	Score	00	01	04	5	10	12	13	14	15	21	23
			HORTON,DYL	MILLER,CAR	TOUSSAINT,	STOJSAVLJE	WILLIAMS,S	JEFFERSON,	WILLOUGHBY,	JABLONOWSKI	KORNEGAY-L	LAWSON,DAN	TOI,AMANDI
Buck	11/05/2019	84-60	W	4-2-1	9-4-4	DNP	DNP	6-2-1	31-11-3	16-5-1	7-5-4	0-4-0	11-1-6
at USC	11/09/2019	49-59	L	5-3-0	9-9-1	7-7-2	DNP	0-2-0	10-4-3	13-9-1	1-8-1	0-4-0	4-1-2
at CSUN	11/12/2019	72-47	W	2-1-1	10-6-1	12-6-7	DNP	2-1-0	18-7-4	7-2-0	8-9-3	0-1-0	13-2-1
UK	11/16/2019	47-50	L	3-0-0	5-6-0	7-5-2	DNP	0-0-0	18-11-1	6-5-1	8-5-0	0-1-0	0-0-0
at UConn	11/19/2019	44-83	L	6-1-1	6-5-0	7-2-1	DNP	0-2-0	13-7-1	7-7-1	3-4-1	0-3-1	2-0-2
ODU	11/24/2019	56-53	Wot	0-1-0	5-9-1	9-6-2	DNP	0-5-0	7-8-0	4-3-1	31-12-1	DNP	0-2-1
JMU	11/30/2019	55-49	W	1-0-0	2-7-0	8-1-2	DNP	0-0-0	28-16-3	9-8-2	7-4-0	0-0-0	0-1-0
UCLA	12/01/2019	62-73	L	0-0-0	7-4-1	16-4-3	DNP	DNP	22-10-1	9-2-1	8-6-4	0-0-0	0-1-0
at RU	12/05/2019	63-73	L	0-0-0	3-2-1	7-4-4	DNP	DNP	27-6-1	3-6-0	6-4-1	0-1-0	3-1-0
at UNLV	12/20/2019	63-55	W	0-0-0	7-8-0	9-5-5	DNP	0-1-0	17-10-3	10-7-2	DNP	7-2-0	0-1-1
vs MSU	12/21/2019	59-72	L	DNP	0-0-0	11-2-3	DNP	DNP	21-6-2	10-3-0	6-7-2	2-4-1	7-0-4
at GaTech	12/29/2019	51-61	L	DNP	4-5-1	4-3-4	10-1-1	DNP	19-10-4	10-8-4	0-1-0	2-0-0	2-1-0
UNC	01/02/2020	47-65	L	0-3-0	2-3-1	9-5-3	12-5-5	DNP	12-6-1	12-4-1	0-5-2	0-2-0	0-4-1
at NCSU	01/05/2020	60-80	L	DNP	2-1-0	14-2-3	0-0-0	0-0-0	25-5-1	2-3-0	6-5-4	2-3-0	3-0-2
Duke	01/09/2020	66-63	W	0-1-0	4-3-1	15-2-4	2-2-0	DNP	24-1-3	2-1-2	5-1-2	0-2-0	5-2-0
at BC	01/12/2020	69-52	W	DNP	0-2-1	12-5-5	0-0-0	DNP	23-8-1	6-7-2	8-5-2	0-2-0	3-1-1
at Wake	01/16/2020	56-62	L	DNP	2-1-0	10-2-2	DNP	DNP	20-4-2	9-11-2	2-2-4	0-1-0	2-3-3
Hokies	01/19/2020	61-69	L	0-0-0	3-0-1	15-3-1	0-0-0	DNP	17-6-1	8-2-4	4-4-1	DNP	12-4-3
at LOU	01/23/2020	56-71	L	DNP	8-3-0	4-1-4	DNP	DNP	17-11-2	4-2-2	1-5-0	2-5-0	0-0-0
ND	01/26/2020	90-60	W	3-1-0	18-2-2	14-3-6	0-3-0	7-2-0	17-7-0	6-4-1	4-11-10	0-4-0	6-1-0
at UNC	01/30/2020	68-78	L	2-0-0	4-1-0	16-6-3	DNP	DNP	15-12-1	4-8-0	0-1-4	0-4-0	13-0-1
Syr	02/02/2020	57-41	W	0-1-1	6-1-1	DNP	2-8-0	2-1-1	24-7-1	8-7-3	2-12-0	0-1-0	2-0-2
Clem	02/06/2020	70-54	W	0-0-0	19-4-0	13-6-7	1-1-0	DNP	21-3-2	8-7-1	0-3-6	0-0-0	8-0-1
at FSU	02/09/2020	55-63	L	DNP	4-1-0	8-2-2	0-1-0	DNP	19-3-1	9-4-0	0-6-1	0-3-0	3-2-0
Miami	02/13/2020	69-64	W	DNP	5-5-2	16-2-1	0-0-0	0-0-0	25-6-2	8-4-0	4-8-3	0-0-0	0-0-0
at Duke	02/20/2020	47-62	L	DNP	4-4-2	10-4-0	3-0-0	0-0-0	15-7-1	12-6-2	0-3-0	0-1-0	2-0-1
at Hokies	02/23/2020	86-76	W	DNP	9-2-1	29-6-7	0-0-0	DNP	29-10-2	9-4-1	5-4-0	2-4-0	3-0-3
Pitt	02/27/2020	66-55	W	3-0-2	12-5-2	4-5-3	0-1-0	0-0-0	20-8-4	15-7-1	4-12-1	0-0-0	8-0-2
NCSU	03/01/2020	64-75	L	DNP	10-1-0	7-1-1	DNP	DNP	9-8-7	7-5-3	11-6-3	0-1-0	13-0-1
vs Syr	03/05/2020	50-67	L	0-0-0	1-4-0	12-5-3	DNP	0-2-1	13-12-2	12-10-0	6-2-0	0-1-0	6-1-2



**2019-20 Virginia Women's Basketball  
Team Game-by-Game  
All games**

Page 1/1  
as of Oct 14, 2020

Opponent	Date	Score		Total		3-Pointers		Free throws		Rebounds				PF	A	TO	BLK	STL	PTS	AVG
				FG-FGA	PCT	3FG-FGA	PCT	FT-FTA	PCT	OFF	DEF	TOT	AVG							
Bucknell	11/05/2019	84-60	W	28-51	.549	6-11	.545	22-28	.786	10	28	38	38.0	20	20	15	1	8	84	84.0
at Southern California	11/09/2019	49-59	L	19-73	.260	1-15	.067	10-17	.588	16	34	50	44.0	16	10	12	2	9	49	66.5
at CSUN	11/12/2019	72-47	W	26-54	.481	9-19	.474	11-14	.786	9	31	40	42.7	13	17	19	5	9	72	68.3
Kentucky	11/16/2019	47-50	L	13-42	.310	3-13	.231	18-23	.783	4	30	34	40.5	22	4	22	5	13	47	63.0
at UConn	11/19/2019	44-83	L	14-57	.246	6-16	.375	10-14	.714	13	22	35	39.4	20	8	19	1	5	44	59.2
Old Dominion	11/24/2019	56-53	Wot	19-56	.339	2-17	.118	16-20	.800	11	39	50	41.2	13	6	21	3	5	56	58.7
James Madison	11/30/2019	55-49	W	19-53	.358	3-12	.250	14-20	.700	10	27	37	40.6	14	7	19	4	9	55	58.1
UCLA	12/01/2019	62-73	L	22-51	.431	3-8	.375	15-21	.714	9	23	32	39.5	16	10	21	1	5	62	58.6
at Rutgers	12/05/2019	63-73	L	20-54	.370	8-14	.571	15-23	.652	10	22	32	38.7	20	10	15	1	5	63	59.1
at UNLV	12/20/2019	63-55	W	20-45	.444	4-10	.400	19-26	.731	12	29	41	38.9	17	14	24	1	8	63	59.5
vs Mississippi St.	12/21/2019	59-72	L	21-54	.389	4-13	.308	13-16	.813	9	24	33	38.4	18	12	16	2	5	59	59.5
at Georgia Tech	12/29/2019	51-61	L	20-52	.385	5-10	.500	6-9	.667	11	25	36	38.2	15	14	15	1	2	51	58.8
North Carolina	01/02/2020	47-65	L	21-58	.362	3-14	.214	2-4	.500	11	29	40	38.3	11	14	21	0	6	47	57.8
at NC State	01/05/2020	60-80	L	21-51	.412	5-18	.278	13-16	.813	6	19	25	37.4	14	11	12	0	7	60	58.0
Duke	01/09/2020	66-63	W	23-45	.511	5-10	.500	15-19	.789	6	18	24	36.5	16	15	23	3	16	66	58.5
at Boston College	01/12/2020	69-52	W	29-54	.537	4-12	.333	7-14	.500	6	30	36	36.4	21	13	15	4	8	69	59.2
at Wake Forest	01/16/2020	56-62	L	22-59	.373	3-11	.273	9-14	.643	9	17	26	35.8	19	13	9	2	9	56	59.0
Virginia Tech	01/19/2020	61-69	L	25-63	.397	4-20	.200	7-11	.636	9	21	30	35.5	21	15	16	2	4	61	59.1
at Louisville	01/23/2020	56-71	L	21-58	.362	4-13	.308	10-18	.556	8	25	33	35.4	17	9	15	2	5	56	58.9
Notre Dame	01/26/2020	90-60	W	34-72	.472	6-16	.375	16-21	.762	16	31	47	36.0	23	25	17	6	10	90	60.5
at North Carolina	01/30/2020	68-78	L	24-66	.364	4-18	.222	16-23	.696	17	21	38	36.0	19	12	14	4	8	68	60.9
Syracuse	02/02/2020	57-41	W	22-54	.407	0-11	.000	13-16	.813	10	36	46	36.5	14	11	24	5	12	57	60.7
Clemson	02/06/2020	70-54	W	24-55	.436	6-17	.353	16-20	.800	11	21	32	36.3	20	17	20	4	5	70	61.1
at Florida St.	02/09/2020	55-63	L	21-57	.368	3-13	.231	10-14	.714	9	21	30	36.0	20	8	12	0	7	55	60.8
Miami (FL)	02/13/2020	69-64	W	22-55	.400	3-8	.375	22-24	.917	10	23	33	35.9	17	9	17	4	9	69	61.2
at Duke	02/20/2020	47-62	L	18-56	.321	4-17	.235	7-13	.538	17	16	33	35.8	14	10	21	2	11	47	60.6
at Virginia Tech	02/23/2020	86-76	W	31-54	.574	4-9	.444	20-26	.769	8	26	34	35.7	26	14	13	8	5	86	61.6
Pittsburgh	02/27/2020	66-55	W	23-58	.397	6-16	.375	14-21	.667	12	30	42	36.0	15	15	11	4	6	66	61.7
NC State	03/01/2020	64-75	L	23-57	.404	6-17	.353	12-15	.800	9	20	29	35.7	16	16	9	2	8	64	61.8
vs Syracuse	03/05/2020	50-67	L	17-59	.288	5-16	.313	11-13	.846	17	27	44	36.0	17	8	26	4	3	50	61.4
<b>Total</b>		<b>1842</b>		<b>662-1673</b>	<b>.396</b>	<b>129-414</b>	<b>.312</b>	<b>389-533</b>	<b>.730</b>	<b>315</b>	<b>765</b>	<b>1080</b>	<b>36.0</b>	<b>524</b>	<b>367</b>	<b>513</b>	<b>83</b>	<b>222</b>	<b>1842</b>	<b>61.4</b>
Opponents		1892		667-1716	.389	202-650	.311	356-506	.704	327	741	1068	35.6	530	383	518	135	255	1892	63.1

**Virginia Averages**

Games Played	Points/game	FG Pct	3FG Pct	FT Pct	Rebounds/game	Assists/game	Turnovers/game	Assist/Turnover ratio	Steals/game	Blocks/game
30	61.4	39.6	31.2	73.0	36.0	12.2	17.1	0.7	7.4	2.8





# MISCELLANEOUS STATS

## **VIRGINIA**

## **OPPONENT**

Bench Points	448 (15.4 ppg)	343 (11.8 ppg)
FG Percentage- Home	318-770 (.413)	289-785 (.368)
FG Percentage- Road	306-790 (.387)	325-807 (.403)
FG Percentage- Neutral	38-113 (.336)	53-124 (.427) (.435)

## **VIRGINIA'S RECORD WHEN**

Game decided by 10 pts or less	6-8
Leading at halftime	12-2
Trailing at halftime	2-15
Tied at halftime	0-0
Went into overtime	1-0
Leading by 10 or more points	10-1
Shot FG 50% or better	4-0
Shot FG less than 50%	9-17
Shot FG less than 40%	2-14
Shot FG 40% or better	11-3
Holding opponent under 60 pts	8-2
Scoring 30-39 points	0-0
Scoring 40-49 points	0-5
Scoring 50-59 points	3-6
Scoring 60-69 points	5-6
Scoring 70-79 points	3-0
Scoring 80-89 points	1-0
Scoring 90-100 points	1-0
Scoring over 100 points	0-0
Outrebounding opponent	9-4
Being outrebounded	3-14
Tied in rebounding	1-1
Have fewer TOs than opponent	8-9
Committing fewer than 15 TOs	2-5

## **SCORING BENCHMARKS**

### **GAMES WITH 30 OR MORE POINTS IN 19-20**

Jocelyn Willoughby	1
Kylie Kornegay-Lucas	1

### **GAMES WITH 20 OR MORE POINTS IN 19-20**

Jocelyn Willoughby	14
Dominique Toussaint	1
Shemera Williams	1
Kylie Kornegay-Lucas	1

### **GAMES WITH 10 OR MORE POINTS IN 19-20**

Jocelyn Willoughby	27
Dominique Toussaint	14
Shemera Williams	12
Lisa Jablonowski	9
Amandine Toi	5
Carole Miller	5
Kylie Kornegay-Lucas	2

### **GAMES WITH 10 OR MORE REBOUNDS IN 19-20**

Jocelyn Willoughby	10
Kylie Kornegay-Lucas	3
Lisa Jablonowski	2

### **DOUBLE DOUBLES IN 19-20**

Jocelyn Willoughby	10
Kylie Kornegay-Lucas	2
Lisa Jablonowski	1



# 2019-20 HIGHS/LOWS

## VIRGINIA HIGHS

## OPPONENT HIGHS

Points	90 vs Notre Dame (1/26)	83 at UConn (11/19)
Points - Quarter	34 (2nd) vs Notre Dame	26 (3rd) vs Virginia Tech
Points at the Half	53 vs Notre Dame	42 at UConn
Largest Halftime Lead	24 vs Notre Dame	25 at UConn
FG Made	34 vs Notre Dame (1/26)	30 at UConn (11/19)
FG Attempts	73 at USC (11/9)	72 vs ODU (11/24)
FG %	.574 (31-54) at Virginia Tech (2/23)	.508 at UConn (11/19)
3FG Made	9 at CSUN (11/12)	14 vs NC State (3/1)
3FG Attempts	20 vs Virginia Tech (1/19)	34 vs UNLV (12/20)
3 pt %	.571 (28-51) at Rutgers (12/5)	.636 (14-22) vs NC State (3/1)
Free Throws Made	22 (2x) last vs Miami (2/13)	20 at Rutgers (12/5)
Free Throw Attempts	28 vs Bucknell (11/5)	26 at Rutgers (12/5)
Free Throw %	.917 (22-24) vs Miami	.941 (16-17) at Wake Forest (1/16)
Rebounds	50 (2x)	47 at USC (11/9)
Assists	25 vs Notre Dame (1/26)	24 at NC State (1/5)
Steals	16 vs Duke (1/9)	15 at Duke (2/20)
Blocked Shots	8 at Virginia Tech (2/23)	13 at USC (11/9)
Turnovers	26 vs Syracuse (3/5)	28 vs Duke (1/9)
Fouls	26 at Virginia Tech (2/23)	25 at Virginia Tech (2/23)

## VIRGINIA LOWS

## OPPONENT LOWS

Points	44 at UConn (11/19)	41 vs Syracuse (2/2)
Points- Quarter	2 (2nd) vs JMU	6 (2nd) at CSUN
Fewest Points at the Half	15 vs ODU	17 at CSUN
FG Made	13 vs Kentucky (11/16)	16 at CSUN (11/12)
FG Attempts	42 vs Kentucky (11/16)	49 at Rutgers (12/5)
FG %	.246 at UConn (11/19)	.271 at CSUN (11/12)
3FG Made	0 vs Syracuse (2/2)	2 vs Syracuse (2/2)
3FG Attempts	8 vs UCLA (12/1)	14 at Rutgers (12/5)
3FG %	...000 vs Syracuse	.118 vs Syracuse (2/2)
Free Throws Made	2 vs UNC (1/2)	3 vs UNC (1/2)
Free Throw Attempts	4 vs UNC (1/2)	7 vs UNC (1/2)
Free Throw %	.588 at USC (11/19)	.455 vs ODU (11/24)
Rebounds	30 at Florida State	19 vs Bucknell (11/5)
Assists	4 vs Kentucky (11/16)	6 vs Bucknell (11/5)
Steals	2 at Georgia Tech (12/29)	3 at USC (11/9)
Blocked Shots	0 (3x)	0 (2x)
Turnovers	9 (2x) last vs NC State	10 at UConn (11/19)
Fouls	11 vs UNC (1/2)	11 at Duke (2/20)

## VIRGINIA INDIVIDUAL HIGHS

## OPPONENT INDIVIDUAL HIGHS

Points	31 (2x) last KKL vs ODU	27 (2x) last Gorecki vs Duke
FG Made	11 Toussaint at Virginia Tech	10 (3x)
FG Attempts	20 (2x) last Toussaint at UNC	22 Sheppard at Virginia Tech
FG %	.875 (7-8) Jablonowski vs Bucknell	.857 (6-7) Wallace at Rutgers
3FG Made	4 Toi at UNC	8 Sheppard at Virginia Tech
3FG Attempts	7 (2x)	15 Sheppard at Virginia Tech
3FG Percentage	3-of-3 Willoughby vs Bucknell	3-6 Mack vs Bucknell
FT Made	12 Willoughby at Virginia Tech	9 Guirantes at Rutgers
FT Attempts	14 Willoughby at Virginia Tech	13 Guirantes at Rutgers
FT Percentage	11-11 Willoughby vs Duke	6-6 (2x)
Rebounds	16 Willoughby vs JMU	17 Bailey at UNC
Assists	10 Kornegay-Lucas vs Notre Dame	6 (2x)
Steals	9 Williams vs Duke	6 Gorecki vs Duke
Blocked Shots	4 Jablonowski at Virginia Tech	7 Strautmene vs Syracuse
Turnovers	8 Toussaint vs Duke	8 Gray vs Miami



## VIRGINIA INDIVIDUALS

- **Two UVA players with double-doubles in the same game:** vs Syracuse (Willoughby 13p/12r; Jablonowski 12p/10r)
- **Five Players in double figures:** vs Cal 3/16/18 (Aiyeotan 16, Willoughby 13, Huland El 12, Brown 11, Toussaint 10)
- **Six players in double figures:** vs Norfolk State 11/16/15 (Randolph 17, Moses 12, Brown 11, Venson 10, Mason 10, Huland El 10, Jones 10)
- **Seven players in double figures:** vs Norfolk State 11/16/15 (Randolph 17, Moses 12, Brown 11, Venson 10, Mason 10, Huland El 10, Jones 10)
- **Zero players in double figures:** vs Louisville, 1/17/19
- **Every Cavalier player scored:** at Miami, 2/3/19
- **Scored 20 points:** 20, Willoughby vs Pitt, 2/27/20
- **Scored 25 points:** 29, Willoughby and Toussaint at Virginia Tech, 2/23/20
- **Scored 30 points:** 31, Kylie Kornegay-Lucas vs ODU, 11/24/19
- **Scored 40 points:** \*\*48, Mimi Kennedy at North Carolina, 01/15/98
- **A non-starter scored 20 or more points:** 20, Shemera Williams at Louisville (1/23)
- **Two or more Hoos scored 20 or more points in the same game:** at Virginia Tech (Willoughby 29, Toussaint 29) 2/23/20
- **Perfect from the field (5 attempts):** 5-5, Khyasia Caldwell vs Coppin State, 12/2/18
- **Perfect at FT line (10 attempts):** 10-10 Jocelyn Willoughby vs Miami, 2/13/20
- **Perfect at FT line (9 attempts):** 10-10 Jocelyn Willoughby vs Miami, 2/13/20
- **Perfect at FT line (8 attempts):** 10-10 Jocelyn Willoughby vs Miami, 2/13/20
- **Had 20 Free throw attempts:** 20\*\*, Brandi Teamer at Wake Forest, 1/6/05
- **Had 15 rebounds:** 16, Jocelyn Willoughby vs JMU, 11/30/19
- **Had 20 rebounds:** 24, Sarah Imovbioh vs Ohio State 11/14/14
- **Had 10 assists:** 10, Kylie Kornegay-Lucas vs Notre Dame (1/26/20)
- **Had 6 steals:** 9, Shemera Williams vs Duke, 1/9/20
- **Blocked 5 shots:** 5, Mone Jones at Pitt, 01/24/19

## VIRGINIA TEAM

- **UVA ranked in AP Top 25:** #22, 11/21/12
- **UVA ranked USA Today Top 25:** #22, 3/8/10
- **Played AP No. 1 team:** #1 Duke, L 79-58, 3/2/07
- **Defeated AP No. 1 team:** #1 Maryland, 75-74, 2/11/92
- **Defeated AP Top 10 team:** #4 Florida State 60-51, 2/16/17
- **Defeated AP Top 25 team:** #4 Florida State 60-51, 2/16/17
- **Defeated USA Today 25 team:** #4 Florida State 60-51, 2/16/17

## FIELD GOAL SHOOTING

- **Shot 60 percent:** .623 (33-53) vs Georgia Tech, 3/02/08
- **Shot 70 percent:** \*\*.700 (42-60) at Wake Forest, 1/07/87
- **Made 40-49 field goals:** 40 vs. Coppin State, 11/13/16
- **Made 50 field goals:** \*\*54 vs Cleveland State, 11/29/95
- **Attempted 60-69 FG:** 77 at Notre Dame, 3/3/19
- **Attempted 70-79 FG:** 77 at Notre Dame, 3/3/19
- **Attempted 80 FG:** 85 at NC State, 2/10/11

## THREE-POINT SHOOTING

- **Shot 50 percent:** .500 (5-10) vs Duke 1/9/20
- **Shot 60 percent:** .600 (9-15) vs UNCG 12/2/17
- **Shot 70 percent:** .750 (6-8) vs Louisville 03/01/15
- **Shot 80 percent:** .857 (6-7) vs St. John's, 03/19/88
- **Made 10 three-pt. field goals:** 10 at Duke 1/14/18
- **Attempted 20 three-pt. FG:** 25 (made 6) at Notre Dame 3/3/19
- **UVA failed to make at least one three-pointer:** 0-9 at UCF, 11/25/20
- **Opponent failed to make at least one three-pointer:** 0-9 at Louisville, 01/18/15

## FREE THROW SHOOTING

- **Shot 85 percent:** .917 (22-24) vs Miami, 2/13/20
- **Shot 90 percent:** .917 (22-24) vs Miami, 2/13/20
- **Shot 100 percent:** 1.000 (8-8) at Mich St 11/28/18
- **Made 20 free throws:** 20 at Virginia Tech, 2/23/20
- **Made 30 free throws:** 30 vs. North Carolina, 02/20/14
- **Attempted 0 FT:** at Duke 1/14/18
- **Attempted 30 FT:** 33 vs Louisville 03/01/15
- **Attempted 40 FT:** 44 vs. Indiana, 11/26/09
- **Attempted 50 FT:** \*\*54 at Wake Forest, 01/6/05

## SCORING

- **Scored 80 points:** 86 at Virginia Tech, 2/23/20
- **Scored 90 points:** 90 vs Notre Dame, 1/26/20
- **Scored 100 points:** 103 vs CCSU, 11/12/17
- **An opponent scored 100 points:** 103 at Notre Dame 3/3/19

## REBOUNDING

- **Had 50 rebounds:** 50 vs ODU, 11/24/19
- **Had 60 rebounds:** 63 at Alabama, 12/21/12
- **Had 70 rebounds:** \*\*77 vs. Rider, 12/19/96

## ASSISTS

- **Had 20 assists:** 20 vs Bucknell, 11/5/19
- **Had 30 assists:** \*\*37 vs. Cleveland State, 11/29/95

## STEALS

- **Had 15 steals:** 16 vs Duke, 1/9/20
- **Had 20 steals:** 22 vs UMES, 12/17/13
- **Had 25 steals:** 26 vs. Clemson, 02/12/12

## TURNOVERS

- **UVA forced 30 turnovers:** 31 at Wake, 01/10/16
- **UVA committed 30 turnovers:** 30 at UCF, 11/25/30

## MISCELLANEOUS


- **UVA in OT:** W, 56-53 vs ODU, 11/24/19
- **UVA in 2OT:** L, 73-70 at Alabama, 12/21/12
- **UVA in 3OT:** W, 105-100 at North Carolina, 01/15/98
- **UVA shot 70% from the floor in a quarter:** .750 (9-12) at Virginia Tech, 2/23/20
- **UVA shot 60% from the floor in first half:** .619 (26-42) vs CCSU 11/12/17
- **UVA shot 60% from the floor in second half:** .608 (14-23) vs UIC 12/16/16
- **UVA shot less than 20% from floor first half:** .192 (5-26) vs NC State 1/13/19
- **UVA shot less than 20% from floor second half:** .187 (6-32) vs Syracuse 3/5/20
- **UVA scored less than 15 points in first half:** 13 at Florida State, 01/8/06
- **UVA scored less than 15 points in second half:** 14 vs Louisville, 2/1/18
- **UVA held opp to less than 15 points first half:** 14 vs Wake Forest 3/2/17
- **UVA held opp to less than 15 points second half:** 11 vs Virginia Tech, 01/26/17
- **UVA held opp to less than 10 points first half:** 6 vs. Norfolk State, 12/28/12
- **UVA held opponent to less than 30 points:** 23 vs. Norfolk State, 12/28/12

\*\*school record





# BROADCAST ROSTER



0

**DYLAN  
HORTON**  
SOPHOMORE  
GUARD  
LOS ANGELES, CALIF.



1

**CAROLE  
MILLER**  
SOPHOMORE  
GUARD  
ALEXANDRIA, VA.




3

**AALIYAH  
PITTS**  
FRESHMAN  
GUARD  
SUITLAND, MD.



4

**ZARIA  
JOHNSON**  
FRESHMAN  
GUARD  
HOUSTON, TEXAS



5

**TIHANA  
STOJAVLJEVIC**  
GRAD STUDENT  
FORWARD  
ZAGREB, CROATIA



12

**MEG  
JEFFERSON**  
SOPHOMORE  
FORWARD  
SYDNEY, AUSTRALIA



13

**DEJA  
BRISTOL**  
FRESHMAN  
FORWARD  
UPPER MARLBORO, MD



14

**KAYDAN  
LAWSON**  
FRESHMAN  
GUARD  
CLEVELAND, OHIO



15

**DANI  
LAWSON**  
JUNIOR  
FORWARD  
CLEVELAND, OHIO



23

**AMANDINE  
TOI**  
R-SOPHOMORE  
GUARD  
PARIS, FRANCE



32

**NYCERRA  
MINNIS**  
FRESHMAN  
FORWARD  
RIVERDALE, MD



34

**LONDON  
CLARKSON**  
SOPHOMORE  
FORWARD  
PFLUGERVILLE, TEXAS



35

**EMILY  
MAUPIN**  
GRAD STUDENT  
FORWARD  
CHARLOTTESVILLE, VA



**TINA  
THOMPSON**  
Head Coach  
Third Season



**KARLEEN  
THOMPSON**  
Associate Head Coach  
Third Season



**WALTER  
PITTS**  
Assistant Coach  
Second Season



**MONICA  
WRIGHT ROGERS**  
Assistant Coach  
Second Season