



# VIRGINIA<sup>TM</sup>

**VIRGINIA ATHLETICS MEDIA RELATIONS**  
 295 Massie Road, Room 154  
 Charlottesville, VA 22904  
**Men's Basketball Contact:** Erich Bacher  
**O:** (434) 982-5530 **C:** (720) 318-5538  
**E-mail:** bacher@virginia.edu  
**Web:** VirginiaSports.com  
**Twitter:** @UVAMensHoops, @ErichJBacher

23 NCAA TOURNAMENT APPEARANCES · 2019 NCAA CHAMPIONS · 3 NCAA FINAL FOURS · 11 ALL-AMERICANS · 26 ALL-ACC FIRST TEAM SELECTIONS

**GAME INFORMATION**

**Date / Time:** Wednesday, Feb. 10, 2021 / 7 p.m.  
**Site:** Atlanta, Ga. / McCamish Pavilion (8,600)  
**TV:** RSN; **Online:** N/A  
 Tom Werme and Cory Alexander  
**Radio:** Virginia Sports Radio Network  
 Dave Koehn & Jimmy Miller  
**Satellite Radio:** Sirius (121), XM (193), Internet (955)  
**Live Stats:** VirginiaSports.com  
**Twitter:** @UVAMensHoops  
**Virginia vs. Georgia Tech:** 44-40  
**Charlottesville:** 25-11 (8-1 John Paul Jones Arena)  
**Atlanta:** 14-24 (2-2 McCamish Pavilion)  
**Neutral:** 5-5  
**First:** Dec. 20, 1947 (L, 50-48 in Atlanta)  
**Last:** Jan. 23, 2021 (W, 64-62 in Charlottesville)  
**Winning Streak:** Virginia, 7 games

**2020-21 SCHEDULE/RESULTS - 13-3, 9-1 ACC**

Date	Opponent	TV	Time/Result
Nov. 25	[4] vs. Towson ^	TBA	W, 89-54
Nov. 27	[4] vs. San Francisco ^	ESPN	L, 61-60
<b>Dec. 1</b>	<b>[15] St. Francis (Pa.)</b>	<b>ACCN</b>	<b>W, 76-51</b>
<b>Dec. 4</b>	<b>[15] Kent State</b>	<b>ACCN</b>	<b>W, 71-64 ot</b>
<b>Dec. 9</b>	<b>[18] Michigan St. (4) %</b>	<b>ESPN</b>	<b>Postponed</b>
Dec. 16	[17] at Wake Forest *	ACCN	Postponed
Dec. 19	[17] vs. Villanova (7) #	FOX	Canceled
<b>Dec. 22</b>	<b>[16] William &amp; Mary</b>	<b>ACCN</b>	<b>W, 76-40</b>
Dec. 26	[16] vs. Gonzaga (1) &	CBS	L, 98-75
Dec. 30	[23] at Notre Dame *	ACCN	W, 66-57
<b>Jan. 2</b>	<b>[23] Virginia Tech (24) *</b>	<b>ACCN</b>	<b>Postponed</b>
<b>Jan. 6</b>	<b>[22] Wake Forest *</b>	<b>RSN</b>	<b>W, 70-61</b>
Jan. 9	[22] at Boston College *	ACCN	W, 61-49
<b>Jan. 13</b>	<b>[18] Notre Dame *</b>	<b>ACCN</b>	<b>W, 80-68</b>
Jan. 16	[18] at Clemson (12) *	ESPN	W, 85-50
<b>Jan. 23</b>	<b>[13] Georgia Tech *</b>	<b>ACCN</b>	<b>W, 64-62</b>
<b>Jan. 25</b>	<b>[8] Syracuse *</b>	<b>ESPN</b>	<b>W, 81-58</b>
Jan. 30	[8] at Virginia Tech (20) *	ACCN	L, 65-51
Feb. 3	[14] at NC State *	ACCN	W, 64-57
<b>Feb. 6</b>	<b>[14] Pitt *</b>	<b>ESPN</b>	<b>W, 73-66</b>
Feb. 10	[9] at Georgia Tech *	RSN	7 p.m.
<b>Feb. 13</b>	<b>[9] No. Carolina (RV) *</b>	<b>ESPN</b>	<b>6 p.m.</b>
Feb. 15	at Florida State *	ESPN	7 p.m.
Feb. 20	at Duke *	ESPN	8 p.m.
<b>Feb. 24</b>	<b>NC State *</b>	<b>ACCN</b>	<b>6:30 p.m.</b>
<b>Mar. 1</b>	<b>Miami *</b>	<b>ESPN/2/U</b>	<b>9 p.m.</b>
Mar. 6	at Louisville *	ESPN/2	4 p.m.
<b>Mar. 10-14 ACC Tournament</b>	<b>TBA</b>	<b>TBA</b>	<b>TBA</b>

**Home Games in Bold**

^ - Bubbleville, Uncasville, Conn.  
 # - Madison Square Garden, New York, N.Y.  
 % - ACC/B1G Challenge  
 \* - ACC game  
 All Times Eastern

**PRONUNCIATION GUIDE**

Jabri Abdur-Rahim	Juh-Bree Ab-der Ruh-heem
Kihei Clark	Key-Hey
Francisco Caffaro	Cuh-FAR-oh
Sam Hauser	How-Zer
Casey Morsell	More-SELL
Tomas Woldetensae	Thomas Wool-duh-TEN-sigh



**[9/9] VIRGINIA CAVALIERS (13-3, 9-1 ACC)**

Head Coach: Tony Bennett (Green Bay, 1992)  
 Virginia: 290-99 (12th season), Career: 359-132 (15th season)

AT



**GEORGIA TECH YELLOW JACKETS (9-6, 5-4 ACC)**

Head Coach: Josh Pastner (Arizona, 1997)  
 Georgia Tech: 74-73 (5th season), Career: 241-146 (12th season)

**FOR OPENERS**

- No. 9 Virginia (13-3, 9-1 ACC) travels to Georgia Tech (9-6, 5-4 ACC) for an ACC contest on Wednesday, Feb. 10.
- UVA is first in the ACC at 9-1, while Georgia Tech is sixth at 5-4.
- As of Feb. 8, Virginia ranks first nationally in turnovers per game (9.0), second in free throw percentage (81.5), third in personal fouls per game (12.9), sixth in 3-point field goal percentage (39.8), eighth in scoring defense (60.1) and assist/turnover ratio (1.56), and 18th in field goal percentage (49.5).
- UVA is 4-1 on the road in league play.
- Sam Hauser is the ACC Player of the Week after averaging 20.5 points and 5.5 rebounds in a pair of UVA victories.

**ALL-TIME VS. GEORGIA TECH**

- Virginia is 44-40 all-time vs. Georgia Tech, including a 14-24 record in Atlanta, in the series that dates back to 1947-48.
- The Cavaliers have a seven-game winning streak in the series, including a 63-58 road win last season.
- Virginia is 15-2 in its last 17 games against Georgia Tech, including a 14-2 mark under head coach Tony Bennett.

**HOW ARE THESE CAVALIERS?**

- Kihei Clark, Sam Hauser and Jay Huff lead the Cavaliers into action at NC State.
- Clark, who dished out eight assists vs. Pitt, has averaged 9.8 points and team-high 4.5 assists.
- Hauser leads the team in scoring (15.4 ppg) and rebounding (7.0 rpg), and is shooting 52 percent from the field and 42.9 percent from 3-point range.
- Huff leads the team in blocked shots (2.3 bpg) and is second in scoring (13.6 ppg) and rebounding (6.3 rpg).
- Trey Murphy III (11.1 ppg) leads UVA in free throw shooting (88.9%) and 3-point shooting (47.9%), and is second with 35 3-pointers.
- Reece Beekman has a team-high 24 steals, 43 assists and 45 rebounds.
- Tomas Woldetensae (44.4 3FG%) provides bench scoring, while Casey Morsell (5.7 ppg) is UVA's top perimeter defender.
- Justin McKay (3.4 ppg and 2.8 rpg) and Kadin Shedrick (3.5 ppg & 2.9 rpg) have added depth, while Kody Statmann (4.7 ppg, 2.3 rpg) remains sidelined with a non-COVID-19 related cardiac issue.

**UVA RANKED NO. 9 IN LATEST AP POLL**

- Virginia is ranked No. 9 in the latest Associated Press poll.
- UVA has been ranked in the top 25 of the AP poll for 14 straight weeks over the past two seasons.

**VIRGINIA'S STARTING LINEUP VS. PITT (2/6/21)**

Pos.	No.	Player (Hometown)	Yr.	Ht.	Wt.	PPG	RPG	NOTES
G	0	Kihei Clark (Woodland Hills, Calif.)	Jr.	5-9	160	9.8	4.5(a)	Season-high nine assists vs. Syracuse; 345 career assists
G	2	Reece Beekman (Baton Rouge, La.)	Fr.	6-3	174	5.6	2.8	Leads team w/24 steals; 8p, 5a, 2b at NC State
G	25	Trey Murphy III (Durham, N.C.)	Jr.	6-9	206	11.1	3.4	10+ points in nine games; 47.9 3FG%; 18 pts at NC State
F	10	Sam Hauser (Stevens Point, Wis.)	R-Sr.	6-8	218	15.4	7.0	16.9 ppg & 7.7 rpg in ACC; 20+ pts in 3 gms; 1,528 career pts
F	30	Jay Huff (Durham, N.C.)	R-Sr.	7-1	240	13.6	6.3	62.8% FGs; 47.9% 3FGs; 15.1 ppg in ACC; 21p, 12r, 2b vs. SU

**OFF THE BENCH**

G	13	Casey Morsell (Fort Washington, Md.)	So.	6-3	196	5.7	1.6	Started 3 games; 15 pts vs. ND; 42.9 FG%
C	22	Francisco Caffaro (Sante Fe, Argentina)	R-So.	7-0	250	1.2	1.1	Played 12 games; Season-high 4 pts & 3 rebs vs. Georgia Tech
G	53	Tomas Woldetensae (Bologna, Italy)	Sr.	6-5	197	4.1	1.3	14 pts (4-5 3's) vs. Pitt; 14 pts (4-6 3's) & 5 rebs at Clemson
F	4	Justin McKay (Cary, N.C.)	So.	6-8	215	3.4	2.8	Tallied 11 points and 6 rebounds vs. San Francisco; 4 starts
F	21	Kadin Shedrick (Raleigh, N.C.)	R-Fr.	6-11	216	3.5	2.9	Career-best 12p & 8r vs. SFU; Missed past 8 games

- UVA was ranked No. 4 in both preseason polls, marking its third AP preseason top-5 ranking in school history (No. 1 in 1982-83 and No. 5 in 2018-19).
- UVA has been ranked in the top 25 in the preseason rankings in nine of the past 10 seasons.

**GETTING OFFENSIVE IN 2020**

- Virginia has scored 70 or more points in 10 games (9-1) and its 71.4 points per game are tied for the most under Tony Bennett (71.4 ppg in 2018-19).
- UVA is shooting 49.5 percent from the field, best since 49.6 percent in 1986-87.
- UVA's 89 points against Towson were its most since scoring 100 against Marshall during the 2018-19 season.
- UVA ranks second nationally in free throw percentage (81.5%), sixth in 3-point field goal percentage (39.8%) and 18th in field goal percentage (49.5%)
- UVA's 81.5 percent free throw shooting is its best in school history.

**LAST TIME VS. THE YELLOW JACKETS**

- Sam Hauser scored 22 points and Jay Huff added 18 points and five blocks as then-No. 13 Virginia rallied for a 64-62 win over Georgia Tech on Jan. 23.
- The Cavaliers erased a 49-38 Georgia Tech lead and outscored the Yellow Jackets 26-13 to gain the win.
- Casey Morsell chipped in nine points and four rebounds off the bench, while Kihei Clark added eight assists.
- UVA shot 48.1 percent and outrebounded Georgia Tech 32-25.
- Jose Alvarado led Georgia Tech with 20 points, eight assists and six steals.

**LAST TIME OUT**

- Sam Hauser scored a season-high 23 points and Tomas Woldetensae added 14 points off the bench in then-No. 14 Virginia's 73-66 win over Pitt on Feb. 6.
- UVA broke the game open with a 16-0 second-half run, highlighted by back-to-back 3-pointers from Hauser and two more from Hauser.
- Hauser shot a blistering 8 of 9 from the field, including 3 of 4 3-pointers, while Woldetensae matched season highs in points and 3-pointers (4).
- UVA shot 53.2 percent from the field and 50 percent from distance.
- Justin Champagne led Pitt with 18 points and 10 rebounds.
- The Panthers outrebounded the Cavaliers, 33-27, and scored 42 of their 66 points in the paint.

**VIRGINIA HEAD COACH TONY BENNETT**

- Dean and Markel Families Head Men's Basketball Coach Tony Bennett has a 290-99 (.746) mark in 12 seasons at Virginia and 359-132 (.731) career mark in 15 seasons.
- The three-time National and four-time ACC Coach of the Year led the Cavaliers to their eighth straight season with 23 or more wins in 2019-20.
- In 2018-19, Bennett led the Cavaliers to their first NCAA national championship, a share of their ninth ACC regular-season title and school-record 35 wins.
- Bennett became the 80th active Division I head coach to win his 300th career game against Marshall on Dec. 31, 2018.
- Bennett was named the USBWA Henry Iba National Coach of the Year for the third time in 2018 to rank second all-time behind legendary John Wooden, who captured the award six times.
- He has led UVA to outright ACC regular-season and tournament championships in the same season two times (2014 and 2018).
- Bennett guided UVA to six straight NCAA Tournament appearances from 2014-19 for the first time in school history and has led UVA to 29 or more wins in five of the past seven seasons.
- Bennett is the sixth coach in ACC history to win at least three outright ACC regular-season titles (Frank McGuire, Vic Bubas, Dean Smith, Mike Krzyzewski and Roy Williams).
- Bennett has led UVA to a school-best 16 or more ACC wins in four of the last six seasons and a school-record eight straight seasons with 11 or more ACC wins.
- He has led UVA to a school-best nine straight 20-win seasons.
- Bennett guided UVA to a school-record 89 wins over three seasons two times (2014-16, 2017-19 & 2018-20).
- Bennett led UVA to nine consecutive postseason appearances (2012-19) and six consecutive NCAA tournaments (2014-19).
- Bennett led the Cavaliers to 30 wins in back-to-back seasons two times (2014-2015 and 2018-19).
- UVA is 145-59 (.711) in ACC play (82-20 at home & 63-39 away), 162-29 (.848) at home and 145-40 (.784) in non-conference action (82-7 at JPY) under Bennett.
- Bennett ranks third all-time in winning percentage (.711) among ACC head coaches with 100 or more ACC regular-season wins.

**TRANSFERS MAKING IMMEDIATE IMPACT**

- Transfers Sam Hauser and Trey Murphy III have made immediate impacts for the Cavaliers in 2020-21.
- Hauser, who played three seasons at Marquette, leads UVA in scoring (15.4 ppg), rebounding (7.0 rpg) and 3-pointers (39).
- Hauser has reached double figures in 15 games, including a season-high 23 points vs. Pitt, 22 points vs. Georgia Tech, 21 vs. Syracuse, 19 points against Towson and 18 at NC State.
- Hauser registered three straight double-doubles (13 points & 10 rebounds at Notre Dame, 16 points & 11 rebounds vs. Wake Forest and 17 points and 10 rebounds at Boston College).
- Hauser has made 22 of his last 40 3-point attempts, including a career-high tying seven against the Orange.
- Murphy III transferred to Virginia from Rice after the 2019-20 season and received his NCAA waiver on Nov. 24.
- Murphy III had a game-high 21 points in his UVA debut, recording his eighth career 20-point effort and tying a career-high with six 3-pointers off the bench.
- Murphy III, who has reached double figures in eight games, led the Cavaliers with 15 points vs. William & Mary, added 16 vs. Syracuse and tied for team high with 18 at NC State.
- Murphy leads UVA in free throw shooting (88.9%) and 3-point shooting (47.9%), and is second with 35 3-pointers.

**OUR DEFENSE NEVER RESTS**

- UVA has limited 12 opponents to 64 or fewer points.
- The Cavaliers are limiting their foes to 60.1 points per game, which ranks eighth nationally.
- UVA has forced 13 shot clock violations.
- UVA has limited nine opponents to 40 percent or less field goal shooting and outrebounded 10 opponents.
- Bennett-coached teams have led the nation in scoring defense seven times and finished in the top-five nationally in 11 of 14 seasons.

**FIVE CAVALIERS AMONG ACC LEADERS**

- As of Feb. 8, Jay Huff ranks second in the ACC in field goal percentage (.628) and blocked shots (2.3), and is 20th in scoring (13.6).
- Sam Hauser ranks third in made 3-pointers (2.4), sixth in field goal percentage (.520), 12th in scoring (15.4) and 14th in rebounding (7.0).

**NATIONAL DEFENSIVE POINTS PER GAME RANKINGS UNDER TONY BENNETT**

Year	School	Pts/Gm	Rank
2006-07	Washington State	59.5	17th
2007-08	Washington State	56.4	3rd
2008-09	Washington State	55.4	1st
2009-10	Virginia	63.6	54th
2010-11	Virginia	62.4	36th
2011-12	Virginia	54.2	2nd
2012-13	Virginia	55.6	5th
2013-14	Virginia	55.7	1st
2014-15	Virginia	51.5	1st
2015-16	Virginia	60.1	2nd
2016-17	Virginia	56.4	1st
2017-18	Virginia	54.0	1st
2018-19	Virginia	56.1	1st
2019-20	Virginia	52.4	1st
2020-21	Virginia	60.1	8th

- Trey Murphy III ranks seventh in made 3-pointers (2.2).
- Kihei Clark ranks second in assist/turnover ratio (2.1) and fourth in assists (4.5).
- Reece Beekman ranks ninth in steals (1.5).

**RECORDS WATCH**

- Jay Huff ranks fifth at UVA with 136 career blocked shots.
- Huff needs six blocked shots to pass Isaiah Wilkins (141 blocked shots from 2015-18) for fourth on the list.
- Huff leads the Cavaliers with 36 blocked shots and his 61 blocked shots in 2019-20 led the team and rank seventh on UVA's all-time single-season list.
- Huff has 38 career multi-block games, including 16 last season and 11 this season.

No.	Name	Career Blocks
1.	Ralph Sampson (1980-83)	462
2.	Mamadi Diakite (2017-20)	156
3.	Chris Alexander (1993-96)	148
4.	Isaiah Wilkins (2015-18)	141
5.	<b>Jay Huff (2017-present)</b>	<b>136</b>
6.	Travis Watson (2000-03)	130
7.	Kris Hunter (1997-99)	126
8.	Jason Clark (2002-05)	112
9.	Assane Sene (2009-12)	108
10.	Steve Castellani (1976-79)	108

**THERE'S NO PLACE LIKE HOME**


- Virginia is 203-45 (.819), including an 8-0 mark in 2020-21, in 15 seasons at John Paul Jones Arena.
- UVA was 14-3 at JPY in 2019-20 and is 162-29 (.848), including a 128-14 (.902) mark the past nine seasons, under Bennett.
- Virginia is an ACC-leading 71-8 (.899) in league home games over the past nine seasons. Duke is second at 67-10 (.870).
- UVA has won 11 or more home games for 11 straight seasons.

**WATCH ME NOW**

- Sam Hauser was one of 25 players named to the Wooden Award midseason watch list on Jan. 5.
- Hauser was named a top-10 finalist for the Julius Erving Award, honoring college basketball's top small forward.
- Kihei Clark was named to the watch list for the 2021 Naismith Men's Defensive Player of the Year on Jan. 28.
- Kihei Clark (Bob Cousy Award) and Jay Huff (Kareem Abdul-Jabbar Award) were named to Naismith Memorial Basketball Hall of Fame preseason award top-20 watch lists.
- The Cousy Award honors the nation's top point guard, while the Abdul-Jabbar honors the top center.
- Clark was named to the Cousy top-20 watch list last year.
- Hauser was one of 50 players named to the preseason watch lists for the 2021 Jersey Mike's Naismith Trophy Watch List for Men's Player of the Year and one of 20 players 2021 NABC Division I Player of the Year.

**UVA VS. RANKED OPPONENTS**

- UVA is 1-2 vs. ranked opponents, dropping a 98-75 decision to top-ranked Gonzaga, defeating then-No. 12 Clemson and losing at then-No. 20 Virginia Tech.
- The Cavaliers were 4-2 against ranked opponents in 2019-20.
- UVA is 47-38 against ranked opponents in the Tony Bennett era.
- UVA's 11 ranked wins in 2018-19 marked a school record.
- UVA is 160-333 vs. ranked opponents since 1953-54.
- UVA is 1-31 all-time vs. No. 1-ranked opponents (86-73 win vs. No. 1 North Carolina on Jan. 30, 1986).



**HEAD COACH TONY BENNETT**

**PERSONAL**

Birthdate: June 1, 1969  
Birthplace: Clintonville, Wis.

Family: wife, Laurel; daughter, Anna; son, Eli

**EDUCATION**

College: Green Bay, 1992

**COACHING EXPERIENCE**

1999-00 Wisconsin (staff volunteer)  
2000-01 Wisconsin (assistant coach)  
2003-04 Washington State (assistant coach)  
2004-06 Washington State (associate head coach)  
2006-09 Washington State (head coach)  
2009- Virginia (head coach)

**THE BENNETT RECORD**

Year	School	Record (Conf)	Postseason
2006-07	Washington St.	26-8 (13-5)	NCAA 2nd Round
2007-08	Washington St.	26-9 (11-7)	NCAA Sweet 16
2008-09	Washington St.	17-16 (8-10)	NIT 1st Round
2009-10	Virginia	15-16 (5-11)	
2010-11	Virginia	16-15 (7-9)	
2011-12	Virginia	22-10 (9-7)	NCAA 2nd Round
2012-13	Virginia	23-12 (11-7)	NIT Quarterfinals
2013-14	Virginia	30-7 (16-2)	NCAA Sweet 16
2014-15	Virginia	30-4 (16-2)	NCAA Third Round
2015-16	Virginia	29-8 (13-5)	NCAA Elite Eight
2016-17	Virginia	23-11 (11-7)	NCAA 2nd Round
2017-18	Virginia	31-3 (17-1)	NCAA 1st Round
2018-19	Virginia	35-3 (16-2)	NCAA Champions
2019-20	Virginia	23-7 (15-5)	N/A
2020-21	Virginia	13-3 (9-1)	
<b>Total</b>	<b>15 seasons</b>	<b>359-132</b>	
<b>Virginia</b>	<b>12 seasons</b>	<b>290-99</b>	

**BENNETT VS. 2020-21 OPPONENTS**

Opponent	Career	Virginia
Boston College	9-4	9-4
Clemson	13-3	13-3
Duke	4-11	4-11
Florida State	9-9	9-9
Georgia Tech	14-2	14-2
Gonzaga	2-2	0-1
Kent State	1-0	1-0
Louisville	11-2	11-2
Miami	9-6	9-6
Michigan State	0-2	0-2
North Carolina	11-8	11-7
NC State	14-3	14-3
Notre Dame	12-1	11-1
Pitt	10-2	10-1
Saint Francis (Pa.)	1-0	1-0
San Francisco	0-1	0-1
Syracuse	8-3	8-3
Towson	3-0	3-0
Villanova	1-1	1-1
Virginia Tech	16-7	16-7
Wake Forest	10-4	10-4
William & Mary	4-0	4-0

# NATIONAL RANKINGS

## ASSOCIATED PRESS (Feb. 8)

1	<b>Gonzaga (55)</b>	<b>18-0</b>	<b>1567</b>
2	Baylor (8)	17-0	1520
3	Michigan	13-1	1438
4	Ohio State	15-4	1365
5	Villanova	12-2	1281
6	Illinois	13-5	1239
7	Texas Tech	14-5	1102
8	Houston	16-2	1060
9	<b>Virginia</b>	<b>13-3</b>	<b>969</b>
10	Missouri	13-3	966
11	Alabama	15-5	911
12	Oklahoma	12-5	863
13	Texas	11-5	841
14	West Virginia	13-5	824
15	Iowa	13-6	757
16	Tennessee	13-4	690
17	<b>Florida State</b>	<b>10-3</b>	<b>514</b>
18	<b>Virginia Tech</b>	<b>14-4</b>	<b>486</b>
19	Creighton	14-5	465
20	USC	15-3	411
21	Wisconsin	14-6	358
22	Loyola Chicago	17-3	200
23	Oklahoma State	12-5	181
24	Purdue	13-7	85
25	Rutgers	11-6	65

Others receiving votes: Colorado 41, San Diego State 38, Xavier 37, UCLA 35, Florida 29, **Louisville 28**, Belmont 25, Kansas 18, Drake 16, Minnesota 12, **North Carolina 8**, St. John's 7, Toledo 6, **Clemson 6**, Boise State 3, Arkansas 3, Saint Louis 2, VCU 1, BYU 1, UAB 1

## USA TODAY COACHES (Feb. 8)

1	<b>Gonzaga (28)</b>	<b>18-0</b>	<b>796</b>
2	Baylor (4)	17-0	772
3	Michigan	13-1	722
4	Villanova	12-2	669
5	Ohio State	15-4	647
6	Illinois	13-5	562
7	Houston	16-2	556
8	Texas Tech	14-5	533
9	<b>Virginia</b>	<b>13-3</b>	<b>491</b>
10	Missouri	13-3	465
11	Alabama	15-5	453
12	Oklahoma	12-5	402
13	Texas	11-5	396
14	West Virginia	13-5	389
15	Tennessee	13-4	378
16	Iowa	13-6	314
17	<b>Virginia Tech</b>	<b>14-4</b>	<b>304</b>
	Creighton	14-5	304
19	<b>Florida State</b>	<b>10-3</b>	<b>300</b>
20	USC	15-3	187
21	Wisconsin	14-6	171
22	Oklahoma State	12-5	100
23	Loyola Chicago	17-3	92
24	UCLA	13-4	75
25	Purdue	13-7	45

Others receiving votes: Florida 43, **Louisville 38**, Kansas 30, Rutgers 30, Drake 23, San Diego State 18, Colorado 15, Oregon 14, Belmont 13, Minnesota 12, Xavier 10, UAB 6, Utah State 5, **Clemson 5**, LSU 4, Winthrop 3, Seton Hall 3, Arkansas 3, Toledo 1, Saint Louis 1

## 2020-21 Opponents in Bold

## ABOUT THE 2020-21 SCHEDULE

- Three of Virginia's opponents are ranked in the latest AP Top-25 poll (Gonzaga, Florida State and Virginia Tech), while Louisville, North Carolina and Clemson received votes.

## 2019-20 IN REVIEW

- Virginia finished the season with a 23-7 overall record and tied for second in the ACC with a 15-5 record.
- The 2020 ACC and NCAA tournaments were canceled due to the coronavirus.
- The Cavaliers won 23 or more games for the eighth consecutive season.
- UVA won 15 or more league games for the third straight season and fifth overall.
- UVA finished the season on an eight-game winning streak.

## HOLDING FOES UNDER 50

- UVA is 2-0 when limiting opponents to fewer than 50 points (William & Mary and Boston College).
- UVA is 101-2 when achieving the mark in the Tony Bennett era.
- Bennett-coached teams are 125-3 when holding opponents to fewer than 50 points (25-1 in three years at Washington State).
- UVA is 27-0 when limiting opponents to fewer than 40 points under Bennett.
- In 2019-20, UVA had four wins when scoring fewer than 50 points for the first time since accomplishing the feat seven times in 1944-45.

## THE ELECTRIC 70s AND AWESOME 80s

- Virginia is 9-1 when scoring 70 or more points in 2020-21.
- UVA is 135-10 when scoring at least 70 points under Tony Bennett.
- The Cavaliers are 4-0 when scoring 80 or more points under Bennett and 39-1 all-time with their lone loss a 93-81 decision at North Carolina in 2012-13.
- UVA was 1-1 when scoring 70 or more points in 2019-20 after scoring 80 or more in nine games in 2018-19.
- Bennett was 4-0 when scoring 80+ points at Washington State.
- UVA scored 100 points against Marshall (2018-19) for the first time under Tony Bennett and added 97 points against Coppin State.
- UVA is 4-0 all-time when scoring 90 or more points under Bennett.

## MURRAY SIGNS WITH CAVALIERS

- Virginia signed guard Taine Murray (Auckland, New Zealand/Rosmini College) to a National Letter of Intent on Nov. 11.
- The 6-5, 200-pound Murray helped Rosmini College High School to an 82-14 record from 2017-19.
- Murray competed for Auckland of the New Zealand NBL in 2019-20, averaging 18 points, 4.0 rebounds and 3.0 assists.

## 2020-21 UNIVERSITY OF VIRGINIA CAVALIERS

No.	Name	Yr.	Pos.	Ht.	Wt.	Hometown/High School [Previous College]
0	Kihei Clark **	Jr.	G	5-9	160	Woodland Hills, Calif./Taft Charter
1	Jabri Abdur-Rahim	Fr.	G	6-7	214	South Orange, N.J./Blair Academy
2	Reece Beekman	Fr.	G	6-3	174	Baton Rouge, La./Scotlandville Magnet
4	Justin McKoy *	So.	F	6-8	215	Cary, N.C./Panther Creek
5	Jayden Nixon **	Jr.	G	6-3	187	Charlottesville, Va./Choate Rosemary Hall (Conn.)
10	Sam Hauser	R-Sr.	F	6-8	218	Stevens Point, Wis./SPASH/Marquette
11	Malachi Poindexter	Fr.	G	6-2	193	Mineral, Va./St. Anne's-Belfield School
12	Chase Coleman *	So.	G	5-9	157	Norfolk, Va./Mauri
13	Casey Morsell *	So.	G	6-3	196	Fort Washington, Md./St. John's College
21	Kadin Shedrick	R-Fr.	F	6-11	216	Raleigh, N.C./Holly Springs
22	Francisco Caffaro *	R-So.	C	7-0	250	Sante Fe, Argentina/NBA Global Academy
23	Kody Stattmann **	Jr.	G	6-7	204	Cairns, Australia/St. Augustine's College
24	Austin Katstra ***	Sr.	F	6-6	237	Charlottesville, Va./Albemarle
25	Trey Murphy III %	Jr.	G	6-9	206	Durham, N.C./Cary Academy/Rice
30	Jay Huff ***	R-Sr.	F	7-1	240	Durham, N.C./Voyager Academy
33	Carson McCorkle	Fr.	G	6-3	184	Greensboro, N.C./Greensboro Day School
53	Tomas Woldetensae *	Sr.	G	6-5	196	Bologna, Italy/Indian Hills CC (Iowa)

**Head Coach:** Tony Bennett (Green Bay '92/12th season)

**Associate Head Coach:** Jason Williford (Virginia '95/12th season)

**Assistant Coach:** Orlando Vandross (American International College '92/sixth season)

**Assistant Coach:** Brad Soderberg (UW-Stevens Point '85/sixth season)

**Director of Recruiting/Player Development:** Kyle Getter (Hanover College '01/third season)

**Director of Scouting/Recruiting:** Larry Mangino (Montclair State '83/fifth season)

**Director of Player Personnel:** Johnny Carpenter (Virginia '13/sixth season)

**Associate AD for Basketball Administration/Operations:** Ronnie Wideman (Washington State '06/12th season)

**Strength and Conditioning Coach:** Mike Curtis (Virginia '98/12th season)

**Associate AD / Head Athletic Trainer:** Ethan Saliba (Kansas '79/37th season)

**Assistant AD for Public Relations:** Erich Bacher (UW-Stevens Point '92/ninth season)

## VIRGINIA PICKED FIRST IN THE ACC

- Virginia was selected first in the ACC Operation Basketball 2020-21 Preseason Poll.
- The Cavaliers were named the Preseason ACC favorite for the first time since 1982-83 and second time in the 52-year history of the league poll.
- Virginia was followed Duke, Florida State, North Carolina and Louisville in the top five.
- ACC preseason voters selected Syracuse sixth, followed by Miami, NC State, Georgia Tech and Clemson. Virginia Tech was picked 11th, while Notre Dame, Pitt, Boston College and Wake Forest rounded out the voting.
- The Cavaliers have finished at or higher than their predicted finish in 11 of the last 12 seasons.

## HAUSER AND CLARK EARN PRESEASON ALL-ACC HONORS

- Sam Hauser was named to the preseason All-ACC first team, while Kihei Clark was named to the second team.
- Hauser was joined on the first team by preseason ACC Player of the Year Garrison Brooks (North Carolina), Scottie Barnes (Florida State), Jalen Johnson (Duke), Aamir Simms (Clemson) and Chris Lykes (Miami).
- Clark was joined on the preseason All-ACC second team by David Johnson (Louisville), Jose Alvarado (Georgia Tech), M.J. Walker (Florida State) and Wendell Moore Jr. (Duke).

## CAVALIERS IN THE NBA

- Malcolm Brogdon (Indiana), Joe Harris (Brooklyn), De'Andre Hunter (Atlanta), Ty Jerome (Oklahoma City), Mike Scott (Philadelphia), Justin Anderson (Philadelphia), Devon Hall (Oklahoma City) and Kyle Guy (Sacramento) are former Cavaliers who played in the NBA in 2019-20.
- Anthony Gill (Washington) made his NBA debut in 2020-21, while Mamadi Diakite (Milwaukee) is on a two-way contract.
- In addition, Dallas head coach Rick Carlisle is a Virginia alum who helped the Cavaliers to an NCAA Final Four in 1984.

## ON THE HORIZON

- No. 9 Virginia hosts North Carolina on Saturday, Feb. 13. Tipoff at John Paul Jones Arena is set for 6 p.m. on ESPN, ESPN Radio and Virginia Sports Radio Network.

## MEDIA INFORMATION

### Credential Requests

- Requests for credentials may be directed via email to Erich Bacher (bacher@virginia.edu) .
- No season credentials will be issued for the 2020-21 season.
- Photo/video credentials will be issued to only the pool photographer and videographer, and each teams' designated two social media members.
- All credentials will be distributed on a game-by-game basis.
- To the extent possible with severe space limitations, priority will be given to media outlets based upon those which have regularly participated in UVA news conferences, the reach of the entity and the history of coverage.

### Media Parking

- Media parking for the 2020-21 season will be in the John Paul Jones Arena garage.
- There is no tailgating in University parking lots on game day.

### Health and Safety Protocols

- Acceptance of a credential acknowledges and assumes risks associated with the COVID-19 pandemic and the bearer agrees not to use the credential in the event that he or she is sick or symptomatic.
- Temperature checks will be administered upon entry at the Media Will Call (second level of John Paul Jones Arena garage) on site and individuals must affirm that they do not feel ill or have been in contact with an individual who has the COVID-19 virus before they can receive a credential.
- A mask must be worn at all times at John Paul Jones Arena. Media representatives must bring their own mask that fully covers their nose and mouth, plus any other personal protective equipment they wish to use.

### Media Entry/Will Call

- Game credentials will be distributed at Media Will Call (second level of John Paul Jones Arena garage).
- Media Will Call opens 60 minutes prior to tipoff.
- Credentials allow access to the press seating in section 107 only and do not provide access to the court, JPJ press room, stands, suites or other arena areas.
- If you have been approved for a credential and cannot attend, you must alert Erich Bacher so the space may be reassigned.

### Press Seating

- Individuals must sit in their assigned seat in section 107.
- Seats will be properly distanced and place cards may not be moved.
- Statistics will be available online at VirginiaSports.com.
- To the greatest extent practicable, everyone must adhere to physical distancing guidelines (at least six feet apart) while moving within the press box and must wear a mask.

### Press Seating Hours

- Press seating operations will open 60 minutes prior to the start of the game and close one hour after its conclusion.

### Digital Notes

- Virginia will not provide printed game notes or media guides for the 2020-21 season.
- There will be no printed game notes or in-game statistics provided to the media.
- Copies of final game books will be available post-game and distributed in section 107.

### Photographers/Videographers

- ACC operations permit one designated pool photographer & videographer with access to shoot the game from the baseline area.
- UVA will staff the pool positions for home basketball events. Bacher will provide media outlets access to a Box Folder that will include shared photos and video clips from the event.
- There will be no baseline access for any additional photographers/videographers per ACC protocols with the exception of the team's two social media team members.

### Food & Drinks

- Box lunches and bottled water will be available at each assigned media seat.
- Please eat at your assigned seat.

### Postgame Press Conferences

- Both teams will hold virtual post-game press conferences, possibly at the same time.
- UVA's post-game press conference will be by Zoom and media will have the opportunity to ask questions.
- Please mute yourself at the start and use the "raise hand" option if you have a question. The moderator will call on media for their questions.
- Access to post-game press conferences will be distributed pre-game.
- On-site media in the press seating in section 107 are encouraged to bring and use headphones for postgame availability to help ensure quality audio and avoid potential echoes.

### UVA Game-by-Game Box Folders

- Links to game-by-game Box folders will be provided to the media prior to the game.
- The Box folders will contain postgame statistics, quotes and video from head coach/student-athletes' Zoom press conferences

### StatBroadcast

- UVA live stats are available on StatBroadcast. Links are available at VirginiaSports.com
- No password is required to access UVA's live stats.

### Radio Seating

- Home and visiting radio seating will be in section 107.
- Radio seats will be limited to three individuals for both home and visiting radio.
- Radio seating will include a stats monitor and television monitor feed.

## UVA'S RECORD UNDER TONY BENNETT WHEN..

	All	2020-21
Leading at the half	230-27	11-2
Trailing at the half	51-67	2-1
Tied at the half	9-5	0-0
Playing Overtime	10-10	1-0
Shooting 50% or better	114-9	7-0
Shooting between 40-49.9%	137-36	6-2
Shooting less than 40%	39-54	0-1
Opponents shoot 50% or better	21-28	1-2
Opponents shoot less than 50%	269-71	12-1
UVA outrebounds its opponent	207-32	9-1
Opponent outrebounds UVA	75-64	3-2
Teams are tied in rebounds	8-3	1-0
UVA has 10 or more steals	23-3	1-0
UVA shoots 70% FT or better	179-52	12-3
UVA shoots less than 70% FT	111-47	1-0
Scoring less than 50 points	10-16	0-0
Scoring 50-59 points	41-40	0-1
Scoring 60-69 points	104-32	4-1
Scoring 70-79 points	96-9	5-1
Scoring 80-89 points	35-1	4-0
Scoring more than 90 points	4-0	0-0
Allowing fewer than 50 points	101-2	2-0
Allowing fewer than 40 points	27-0	0-0
Playing in John Paul Jones Arena	165-29	8-0
Playing on the road	76-49	4-1
Playing on a neutral court	48-21	1-2
Game decided by 1-4 points	40-39	1-1
Game decided by 5-10 points	66-26	5-0
Game decided by 11+ points	182-34	7-2
Playing at night	196-67	7-1
Playing in the afternoon	94-32	6-2
Playing on Monday	27-12	1-0
Playing on Tuesday	48-8	2-0
Playing on Wednesday	49-13	5-0
Playing on Thursday	20-9	0-0
Playing on Friday	29-11	1-1
Playing on Saturday	81-36	4-2
Playing on Sunday	36-10	0-0
Playing in November	67-12	1-1
Playing in December	52-13	4-1
Playing in January	71-24	6-1
Playing in February	57-28	2-0
Playing in March	41-22	0-0
Playing in April	2-0	0-0

## VIRGINIA IN THE POLLS

Date	AP	USA Today	Date	AP	USA Today
Preseason	4	4	Feb. 1	14	15
Nov. 30	15	N/A	Feb. 8	9	9
Dec. 7	18	18			
Dec. 14	17	16			
Dec. 21	16	15			
Dec. 28	23	24			
Jan. 4	22	21			
Jan. 11	18	22			
Jan. 18	13	12			
Jan. 25	8	8			

# THE LAST TIME

## VIRGINIA INDIVIDUALS

- **Scored 30 points:** Kyle Guy vs. Marshall (12/31/18)
- **Scored 40 points:** Sean Singletary (41) at Miami (3/1/08)
- **Two players with 20 points:** Jay Huff (21) and Sam Hauser (21) vs. Syracuse (1/25/21)
- **Three players with 20 points:** Chris Williams (27), Roger Mason, Jr. (22) and Donald Hand (20) vs. Duke (1/5/00)
- **Four players with 20 points:** Chris Williams (23), Donald Hand (22), Adam Hall (21) and Travis Watson (20) vs. Georgetown (3/15/00)
- **A player with back-to-back 25-point games:** Joe Harris, 26 vs. Virginia Tech (2/12/13), 27 at North Carolina (2/16/13)
- **One player scored in double figures:** Mamadi Diakite (20) vs. Notre Dame (2/11/20)
- **No players scored in double figures:** vs. Florida (3/18/17)
- **Five players scored in double figures:** Sam Hauser (14), Tomas Woldetensae (14), Trey Murphy III (13), Kihei Clark (12), Jay Huff (12) at Clemson (1/16/21)
- **Six players scored in double figures:** Sean Singletary (27), Adrian Joseph (13), Jamil Tucker (13), Mamadi Diane (12), Calvin Baker (11) and Laurynas Mikalauskas (11) vs. Maryland (3/9/08)
- **Seven players scored in double figures:** Cornel Parker (20), Junior Burrough (15), Ted Jeffries (14), Cory Alexander (13), Jason Williford (12), Yuri Barnes (11) and Doug Smith (11) vs. Clemson (1/13/93)
- **Had 15 rebounds:** Mike Tobey (16) vs. Tennessee State (11/25/14)
- **Had 20 rebounds:** Mike Tobey (20) vs. Louisville (3/5/16)
- **Had 25 rebounds:** Bob Mortell (25) vs. Washington & Lee (2/27/60)
- **Two players with 10 rebounds:** Mamadi Diakite (10) and Braxton Key (10) vs. Virginia Tech (1/4/20)
- **Three players with 10 rebounds:** Jay Huff (12), Kihei Clark (11) and Braxton Key (10) at Syracuse (11/6/19)
- **Double-Double:** Sam Hauser (17 points, 10 rebounds) at Boston College (1/9/21)
- **Two players had a double-double:** Mamadi Diakite (19 pts, 13 rebs) and Braxton Key (14 pts, 10 rebs) vs. JMU (11/10/19)
- **Three players had a double-double:** Jason Williford (10 pts, 15 rebs), Ted Jeffries (23 pts, 10 rebs), and Cornel Parker (11 pts, 11 rebs) at William & Mary (1/25/93)
- **Double-Double with points and assists:** Ty Jerome (15 points, 11 assists) at North Carolina (2/11/19)
- **Triple-Double:** Ralph Sampson (15 pts, 22 rebs, 10 blks) vs. Old Dominion (12/29/79)
- **Three Double-Doubles in a row:** Sam Hauser [3] (13 pts, 10 rebs) at Notre Dame (12/30/20), (16 pts, 11 rebs) vs. Wake Forest (1/6/21), (17 pts, 10 rebs) at Boston College (1/9/21)
- **Four Double-Doubles in a row:** Mike Scott [5] (27 pts, 15 rebs) vs. Oklahoma (11/23/10), (16 pts, 10 rebs) vs. Wichita State (11/24/10), (17 pts, 12 rebs) at Minnesota (11/29/10), (21 pts, 13 rebs) at Virginia Tech (12/5/10), (10 pts, 13 rebs) vs. Radford (12/7/10)
- **20 points and 20 rebounds:** Travis Watson (21 points, 20 rebounds) vs. Wofford (1/2/03)
- **20 points and 10 rebounds:** Kyle Guy (25 points, 10 rebounds) vs. Purdue (3/30/19)
- **10 assists:** Kihei Clark (13) vs. Navy (12/29/19)
- **5 blocked Shots:** Jay Huff (5) vs. Georgia Tech (1/23/21)
- **5 steals:** Reece Beekman (5) vs. Wake Forest (1/6/21)
- **Led UVA in points, rebounds and assists:** Sam Hauser (16 points, 11 rebounds, 3 assists) vs. Wake Forest (1/6/21)
- **Hit a last second shot to win a game:** Kihei Clark at Virginia Tech (2/26/20) [3-pointer with 2.6 seconds left]
- **Played more than 40 minutes:** Kihei Clark (45) vs. Notre Dame (2/11/20)
- **Played 40 minutes:** Kihei Clark (40), vs. Notre Dame (1/9/21)

## VIRGINIA TEAM

- **Won in Overtime:** 71-64 vs. Kent State (12/4/20)
- **Lost in Overtime:** 63-55 vs. Syracuse (1/11/20)
- **Played Two Overtimes:** at Virginia Tech, 80-78 2 OT (2/12/17)
- **Played Three Overtimes:** vs. Georgetown, L 115-111 (3/15/00)
- **Shot 70 percent for a half:** 70.4% (19-27) vs. Austin Peay - 1st Half (11/13/17)
- **Shot 60 percent in a game:** 60.7% (34-56) at Clemson (1/16/21)
- **Shot less than 30 percent in a game:** 29.5% (13-44) vs. VCU (12/9/18)
- **Shot 100 percent from the free throw line:** 100% (2-2) at Clemson (1/16/21)
- **Shot 90 percent from the free throw line:** 90.9% (20-22) at NC State (2/3/21)
- **Shot 70 percent from 3-point line:** 72% (18-25) at Syracuse (3/4/19)
- **Shot less than 30 percent in a half:** 28% (7-25) in 1st Half vs. San Francisco (11/27/20)
- **Shot less than 20 percent in a half:** 18.2% (4-22) in 1st Half vs. California (12/22/15)
- **Shot 55 percent or better and lost:** 58.5% (31-53) at North Carolina (2/16/13)
- **Shot 50 percent or better and lost:** 52.8% (28-53) at Duke (1/19/19)
- **Attempted 50 FTs:** 52 (made 34) vs. Howard (12/12/94)
- **Attempted 35 3-pointers:** 38 (11-38) vs. Va. Tech (2/10/18)
- **Did Not Attempt a FT:** 0 vs. Wisconsin (11/27/17)
- **Made 30 FTs:** 31 (31 of 36) vs. Tennessee (3/18/07)
- **Made 15 3-pt FGs:** 15 at Clemson (1/16/21)
- **Failed to make a 3-pt FG:** vs. St. Francis Brooklyn (11/15/16)
- **Had 50 rebounds:** 50 vs. JMU (11/10/19)
- **Had 25 assists:** 26 vs. Iowa State (3/25/16)
- **Had 15 steals:** 16 vs. NC State (2/24/08)
- **Had 10 blocks:** 11 vs. Norfolk State (11/16/14)
- **Scored 50 pts in a half:** 52 at Clemson, 2nd half (1/16/21)
- **Scored 60 pts in a half:** 60 vs. Gonzaga, 1st half (1/3/07)
- **Scored 70 pts in a half:** 70 vs. Coastal Carolina, 2nd half (11/20/00)
- **Scored 100 pts (ACC):** 103 vs. Maryland (1/16/07)
- **Scored 100 pts (non-conf):** 100 vs. Marshall (12/31/18)
- **Scored under 20 pts in 1st half:** 17 at Purdue (12/4/19)
- **Scored under 20 pts in 2nd half:** 19 at No. Carolina (2/18/17)
- **Scored under 50 pts in a game:** 40 at Purdue (12/4/20)
- **Defeated top-5 opponent:** 61-56 vs. #5 Florida State (1/28/20)
- **Defeated top-5 opponent on the road:** 65-63 at #4 Duke (1/27/18)
- **Defeated top-ranked opponent:** 86-73 vs. #1 North Carolina (1/30/86)
- **Won when trailing by 16 points:** Trained 32-16 during 63-61 vs. Ohio State (11/30/16)
- **Won when trailing by 17 points:** Trained 31-14 during 61-58 overtime win vs. Maryland (3/10/13)

## OPPONENT INDIVIDUALS

- **Scored 30 points:** Corey Kispert (32), Gonzaga (12/26/20)
- **Scored 35 points:** Carsen Edwards (42), Purdue (3/30/19)
- **Scored 40 points:** Carsen Edwards (42), Purdue (3/30/19)
- **Scored 50 points:** Len Chappell (50), Wake (2/12/62)
- **Two players with 20 points:** Corey Kispert (32) and Drew Timme (29) vs. Gonzaga (12/26/20)
- **Two players with 25 points:** Corey Kispert (32) and Drew Timme (29) vs. Gonzaga (12/26/20)
- **Three players with 20 points:** Jordan McRae (21), Jarnell Stokes (20), Josh Richardson (20), at Tennessee (12/30/13)
- **Two players with 30 points:** Trevor Powell (31) and Tony Smith (31), at Marquette (2/3/90)
- **No players scored in double figures:** Clemson (1/16/21)
- **Five players scored in double figures:** Brandone Francis (17), Davide Moretti (15), Jarrett Culver (15), Kyler Edwards (12) and Matt Mooney (10) vs. Texas Tech (4/8/19)
- **Six players scored in double figures:** C.J. Harris (15), Ari Stewart (12), Travis McKie (12), J.T. Terrell (11), Ty Walker (11), Gary Clark (10), at Wake Forest (1/29/11)
- **Seven players scored in double figures:** Stanley Burrell (15), Drew Lavender (13), C.J. Anderson (12), B.J. Raymond (12), Josh Duncan (11), Charles Bronson (11) and Jason Love (10), at Xavier (1/3/08)
- **Double-Double:** Justin Champagnie (18 points, 10 rebounds), Pitt (2/6/21)
- **Double-Double with points and assists:** Keifer Sykes (21 pts, 10 assts), at Green Bay (12/7/13)
- **Two players had a double-double:** Marvin Bagley III (30 pts, 14 rebs) & Wendell Carter Jr. (14 pts, 15 rebs), Duke (1/27/18)
- **Had 15 rebounds:** Amando Bacot (16), No. Carolina (2/20/20)
- **Had 20 rebounds:** Tim Duncan (23), Wake Forest (2/22/97)
- **Had 10 assists:** Keifer Sykes (10), at Green Bay (12/7/13)
- **5 Blocked Shots:** Moses Wright (5), Georgia Tech (1/23/21)
- **5 Steals:** Jose Alvarado (6), Georgia Tech (1/23/21)
- **Hit a last second shot to win a game:** Donte DiVincenzo, Villanova (12/31/16), tip-in at the end of regulation

## OPPONENT TEAM

- **Shot less than 30 percent in a game:** 28% (14-50), William & Mary (12/22/20)
- **Shot less than 30 percent in a game (ACC):** 27.1% (13-48), Virginia Tech (1/4/20)
- **Shot 60 percent in a game:** 60.3% (35-58), vs. Gonzaga (12/26/20)
- **Shot 55 percent or better and lost:** 55.3% (26-47), Cleveland State (11/25/09)
- **Scored 100 pts:** 106, Washington (11/22/10)
- **Scored 90 pts in an ACC game:** 93, North Carolina (2/16/13)
- **Scored 60 pts in a half:** 60, at Miami, 2nd half (3/1/08)
- **Scored 50 pts in a half:** 53, vs. UMBC, 2nd half (3/16/18)
- **Scored 45 pts in the first half:** 48, Tennessee (12/30/13)
- **Scored under 10 pts in 1st half:** 7, at Pitt (2/24/18)
- **Scored under 20 pts in 1st half:** 17, at Clemson (1/16/21)
- **Scored under 20 pts in 2nd half:** 19, vs. Towson (11/25/20)
- **Scored under 40 pts in a game:** 39, vs. Virginia Tech (1/4/20)
- **Had 25 assists:** 27, at Xavier (1/3/08)
- **Had 15 steals:** 15, VMI (11/16/08)
- **Had 10 blocks:** 10 at Maryland (3/5/11)
- **Failed to make a 3-pt FG:** Georgia Tech (1/22/15)





Official Basketball Box Score -- Game Totals -- Final Statistics  
**William & Mary vs Virginia**  
 12/22/20 2:00 pm at Charlottesville, VA



**William & Mary 40 • 2-3,0-0 CAA**

##	Player	Total			3-Ptr			Rebounds			PF	TP	A	TO	Blk	Stl	Min
		FG-FGA	FG-FGA	FT-FTA	FG-FGA	FG-FGA	FT-FTA	Off	Def	Tot							
21	Quinn Blair	f	1-5	0-2	4-4	3	1	4	3	6	0	1	0	0	0	23	
30	Mehkel Harvey	c	2-4	0-0	0-0	0	0	0	0	4	0	0	0	0	0	11	
05	Yuri Covington	g	3-7	2-3	4-4	1	3	4	4	12	2	7	0	0	24		
12	Luke Loewe	g	2-10	0-4	1-1	0	1	1	3	5	4	3	0	1	35		
23	Connor Kochera	g	4-13	0-5	0-1	3	3	6	0	8	0	0	0	1	32		
01	Jake Milkereit	g	1-7	1-3	0-0	0	1	1	0	3	0	0	0	0	21		
10	Rainers Hermanovskis	g	0-0	0-0	0-0	0	0	0	0	0	0	0	0	0	9		
11	Thornton Scott	g	0-0	0-0	0-0	0	0	0	1	0	0	1	0	1	13		
15	Miguel Ayesa	g	0-0	0-0	0-0	0	0	0	0	0	0	0	0	0	3		
24	Austin Washburn	g	0-0	0-0	0-0	0	0	0	0	0	1	0	0	0	3		
35	Ben Wight	g	1-4	0-0	0-0	4	3	7	5	2	0	1	0	0	26		
Team						3	3	6									
Totals			14-50	3-17	9-10	14	15	29	16	40	6	17	0	3	200		

FG % 1st Half: 5-27 18.5% 2nd half: 9-23 39.1% Game: 14-50 28.0%  
 3FG % 1st Half: 1-11 9.1% 2nd half: 2-6 33.3% Game: 3-17 17.6%  
 FT % 1st Half: 3-4 75.0% 2nd half: 6-6 100.0% Game: 9-10 90.0%

Deadball Rebounds 1

**Virginia 76 • 4-1,0-0 ACC**

##	Player	Total			3-Ptr			Rebounds			PF	TP	A	TO	Blk	Stl	Min
		FG-FGA	FG-FGA	FT-FTA	FG-FGA	FG-FGA	FT-FTA	Off	Def	Tot							
10	Sam Hauser	f	3-7	3-7	0-0	1	2	3	0	9	2	1	0	0	35		
30	Jay Huff	f	4-7	1-2	0-0	2	2	4	1	9	1	1	3	1	17		
00	Kihe Clark	g	3-6	0-1	0-0	0	2	2	1	6	4	1	0	2	34		
25	Trey Murphy III	g	6-9	3-6	0-1	1	3	4	1	15	3	0	0	0	32		
53	Tomas Woldetensae	g	1-4	1-4	2-2	0	2	2	2	5	0	0	0	1	16		
01	Jabri Abdur-Rahim	g	0-0	0-0	2-2	0	1	1	1	2	0	0	0	1	5		
02	Reece Beekman	g	3-6	0-1	0-0	0	2	2	0	6	4	0	0	1	11		
04	Justin McKoy	g	1-3	0-2	1-2	0	1	1	1	3	1	0	0	0	7		
05	Jayden Nixon	g	0-0	0-0	0-0	0	0	0	0	0	0	0	0	0	2		
12	Chase Coleman	g	0-0	0-0	0-0	0	0	0	0	0	0	0	0	0	2		
13	Casey Morsell	g	3-6	0-2	0-0	0	2	2	0	6	0	1	1	1	14		
21	Kadin Shedrick	g	3-6	0-0	4-5	5	2	7	1	10	0	2	1	0	16		
22	Francisco Caffaro	g	0-0	0-0	2-2	1	1	2	1	2	0	0	0	0	4		
24	Austin Katstra	g	1-1	1-1	0-0	0	0	0	0	3	0	0	0	0	2		
33	Carson McCorkle	g	0-0	0-0	0-0	0	0	0	0	1	0	0	1	1	3		
Team						3	2	5									
Totals			28-55	9-26	11-14	13	22	35	9	76	16	7	5	8	200		

FG % 1st Half: 15-27 55.6% 2nd half: 13-28 46.4% Game: 28-55 50.9%  
 3FG % 1st Half: 4-13 30.8% 2nd half: 5-13 38.5% Game: 9-26 34.6%  
 FT % 1st Half: 2-3 66.7% 2nd half: 9-11 81.8% Game: 11-14 78.6%

Deadball Rebounds 2

Officials: Brent Hampton, Tim Clougherty, Tony Henderson  
 Technical fouls: William & Mary-None. Virginia-None.  
 Attendance: 250  
 2020-21 Men's Basketball. Round: 0. Virginia vs William & Mary. Played at John

Score by periods	1st	2nd	Total
William & Mary	14	26	40
Virginia	36	40	76



Official Basketball Box Score -- Game Totals -- Final Statistics  
**Virginia vs Gonzaga**  
 12/26/20 3:00 pm at Fort Worth, TX



**Virginia 75 • 4-2,0-0 ACC**

##	Player	Total			3-Ptr			Rebounds			PF	TP	A	TO	Blk	Stl	Min
		FG-FGA	FG-FGA	FT-FTA	FG-FGA	FG-FGA	FT-FTA	Off	Def	Tot							
10	Sam Hauser	f	3-11	0-4	4-4	1	4	5	1	10	1	1	0	1	33		
30	Jay Huff	f	4-5	1-1	0-0	4	2	6	4	9	0	2	3	0	13		
00	Kihe Clark	g	7-14	1-3	4-4	0	2	2	1	19	4	6	0	0	33		
02	Reece Beekman	g	1-2	1-1	0-2	0	2	2	2	3	4	3	0	0	29		
53	Tomas Woldetensae	g	2-5	2-4	0-0	0	0	0	3	6	0	0	0	1	16		
01	Jabri Abdur-Rahim	g	0-1	0-1	0-0	0	0	0	4	0	0	0	1	0	8		
04	Justin McKoy	g	1-2	1-2	2-2	0	2	2	0	5	0	0	0	0	8		
13	Casey Morsell	g	3-6	0-3	2-2	0	1	1	2	8	0	2	0	0	18		
21	Kadin Shedrick	g	0-1	0-0	0-0	2	2	4	2	0	2	0	0	1	10		
22	Francisco Caffaro	g	0-0	0-0	0-0	0	0	0	0	0	1	0	0	0	5		
25	Trey Murphy III	g	5-7	4-6	1-2	0	3	3	1	15	2	1	0	1	27		
Team						0	0	0									
Totals			26-54	10-25	13-16	7	18	25	20	75	14	15	4	4	200		

FG % 1st Half: 12-26 46.2% 2nd half: 14-28 50.0% Game: 26-54 48.1%  
 3FG % 1st Half: 4-12 33.3% 2nd half: 6-13 46.2% Game: 10-25 40.0%  
 FT % 1st Half: 3-4 75.0% 2nd half: 10-12 83.3% Game: 13-16 81.3%

Deadball Rebounds 1,1

**Gonzaga 98 • 7-0,0-0 WCC**

##	Player	Total			3-Ptr			Rebounds			PF	TP	A	TO	Blk	Stl	Min
		FG-FGA	FG-FGA	FT-FTA	FG-FGA	FG-FGA	FT-FTA	Off	Def	Tot							
02	Drew Timme	f	9-15	0-1	11-13	3	5	8	2	29	3	1	1	1	28		
22	Anton Watson	f	3-4	0-0	1-1	1	1	2	6	3	0	1	0	0	16		
24	Corey Kispert	f	11-15	9-13	0-2	0	1	1	3	32	3	1	0	0	30		
01	Jalen Suggs	g	3-7	0-1	2-2	2	5	7	2	8	6	1	0	4	29		
11	Joel Ayayi	g	3-6	1-4	1-2	0	4	4	2	8	2	0	0	0	35		
00	Julian Strawther	g	0-1	0-1	0-0	0	0	0	0	0	0	0	0	0	5		
03	Andrew Nembhard	g	3-3	0-0	1-1	0	4	4	1	7	8	2	0	1	30		
04	Aaron Cook	g	2-3	0-0	2-2	1	1	2	4	6	1	1	0	1	13		
10	Pavel Zakharov	g	0-1	0-0	0-0	0	0	0	1	0	0	0	0	0	2		
21	Oumar Ballo	g	1-3	0-0	0-0	0	0	0	0	2	0	1	0	0	6		
55	Dominick Harris	g	0-0	0-0	0-0	1	1	2	0	0	0	0	0	1	6		
Team						0	1	1									
Totals			35-58	10-20	18-23	8	23	31	17	98	26	7	2	8	200		

FG % 1st Half: 16-30 53.3% 2nd half: 19-28 67.9% Game: 35-58 60.3%  
 3FG % 1st Half: 5-11 45.5% 2nd half: 5-9 55.6% Game: 10-20 50.0%  
 FT % 1st Half: 7-10 70.0% 2nd half: 11-13 84.6% Game: 18-23 78.3%

Deadball Rebounds 1

Officials: Terry Oglesby, Kipp Kissinger, Bert Smith  
 Technical fouls: Virginia-None. Gonzaga-None.  
 Attendance: 2795  
 2020-21 Men's Basketball. Round: 0. Gonzaga vs Virginia. Played at Dickies Are

Score by periods	1st	2nd	Total
Virginia	31	44	75
Gonzaga	44	54	98



Official Basketball Box Score -- Game Totals -- Final Statistics  
**Virginia vs Notre Dame**  
 12/30/20 6:00 pm at Notre Dame, IN



**Virginia 66 • 5-2,1-0 ACC**

##	Player	Total			3-Ptr			Rebounds			PF	TP	A	TO	Blk	Stl	Min
		FG-FGA	FG-FGA	FT-FTA	FG-FGA	FG-FGA	FT-FTA	Off	Def	Tot							
10	Sam Hauser	f	5-13	3-8	0-0	2	8	10	1	13	4	1	0	0	38		
30	Jay Huff	f	7-9	1-3	0-0	0	5	5	4	15	1	2	1	0	24		
00	Kihe Clark	g	7-12	2-4	3-6	0	3	3	0	19	5	0	0	0	38		
13	Casey Morsell	g	2-9	1-3	1-2	0	2	2	3	6	1	0	1	2	27		
25	Trey Murphy III	g	2-5	1-4	0-0	1	3	4	1	5	1	0	1	0	31		
02	Reece Beekman	g	0-2	0-1	0-0	0	1	1	1	0	0	1	0	1	13		
04	Justin McKoy	g	3-5	0-1	0-0	3	3	6	4	6	1	0	0	0	10		
21	Kadin Shedrick	g	1-1	0-0	0-0	0	1	1	0	2	0	1	0	0	4		
53	Tomas Woldetensae	g	0-2	0-2	0-0	0	1	1	1	0	1	0	0	0	15		
Team						1	1	2									
Totals			27-58	8-26	4-8	7	28	35	15	66	14	5	3	3	200		

FG % 1st Half: 13-29 44.8% 2nd half: 14-29 48.3% Game: 27-58 46.6%  
 3FG % 1st Half: 3-12 25.0% 2nd half: 5-14 35.7% Game: 8-26 30.8%  
 FT % 1st Half: 1-2 50



Official Basketball Box Score -- Game Totals -- Final Statistics  
**Virginia vs Boston College**  
 01/09/21 2:00 pm at Boston, MA



**Virginia 61 • 7-2,3-0 ACC**

##	Player	Total			3-Ptr			Rebounds			PF	TP	A	TO	Blk	Stl	Min
		FG-FGA	FG-FGA	FT-FTA	FG-FGA	FG-FGA	FT-FTA	Off	Def	Tot							
10	Sam Hauser	f	7-16	2-6	1-2	2	8	10	2	17	1	2	0	2	36		
30	Jay Huff	f	7-11	0-1	4-4	2	6	8	4	18	0	2	5	1	29		
00	Kihe Clark	g	6-8	0-0	0-0	0	3	3	0	12	3	1	0	0	40		
02	Reece Beekman	g	0-4	0-2	4-4	0	3	3	1	4	3	0	0	0	37		
25	Trey Murphy III	g	3-9	2-6	0-0	0	4	4	3	8	0	1	1	0	38		
04	Justin McKoy		1-5	0-0	0-0	1	3	4	2	2	0	0	0	0	9		
22	Francisco Caffaro		0-0	0-0	0-0	0	0	0	1	0	0	0	0	0	3		
33	Carson McCorkle		0-0	0-0	0-0	0	0	0	0	0	0	0	0	0	2		
53	Tomas Woldetensae		0-0	0-0	0-0	0	0	0	2	0	0	0	0	0	6		
Team						1	0	1									
Totals			24-53	4-15	9-10	6	27	33	15	61	7	7	6	3	200		

FG % 1st Half: 10-24 41.7% 2nd half: 14-29 48.3% Game: 24-53 45.3% Deadball Rebounds 0  
 3FG % 1st Half: 3-8 37.5% 2nd half: 1-7 14.3% Game: 4-15 26.7%  
 FT % 1st Half: 6-6 100.0 2nd half: 3-4 75.0% Game: 9-10 90.0%

**Boston College 49 • 2-9,0-5 ACC**

##	Player	Total			3-Ptr			Rebounds			PF	TP	A	TO	Blk	Stl	Min
		FG-FGA	FG-FGA	FT-FTA	FG-FGA	FG-FGA	FT-FTA	Off	Def	Tot							
01	CJ Felder	f	3-7	1-4	2-4	1	8	9	2	9	0	0	3	0	32		
33	James Karnik	c	2-12	1-4	2-3	4	5	9	3	7	0	1	1	1	32		
05	Jay Heath	g	2-10	1-3	1-2	2	4	6	1	6	3	1	0	0	33		
15	DeMarr Langford	g	5-7	1-2	3-5	2	2	4	0	14	2	2	0	1	34		
22	Rich Kelly	g	4-8	1-2	1-1	1	4	5	1	10	1	6	0	1	32		
10	Wynston Tabbs		0-9	0-4	0-0	1	0	1	2	0	2	0	0	0	21		
14	Kamari Williams		1-1	1-1	0-0	0	0	0	0	3	1	0	0	0	8		
32	Justin Vander Baan		0-1	0-1	0-0	0	0	0	1	0	0	1	2	0	8		
Team						2	1	3									
Totals			17-55	6-21	9-15	13	24	37	10	49	9	11	6	3	200		

FG % 1st Half: 10-32 31.3% 2nd half: 7-23 30.4% Game: 17-55 30.9% Deadball Rebounds 4  
 3FG % 1st Half: 4-13 30.8% 2nd half: 2-8 25.0% Game: 6-21 28.6%  
 FT % 1st Half: 2-5 40.0% 2nd half: 7-10 70.0% Game: 9-15 60.0%

Officials: Raymie Styons, Tony Henderson, John Gaffney  
 Technical fouls: Virginia-None. Boston College-None.  
 Attendance: 2020-21 Men's Basketball. Round: 0. Boston College vs Virginia. Played at Silv

Score by periods	1st	2nd	Total
Virginia	29	32	61
Boston College	26	23	49



Official Basketball Box Score -- Game Totals -- Final Statistics  
**Notre Dame vs Virginia**  
 01/13/21 4:30 pm at Charlottesville, VA



**Notre Dame 68 • 3-8,0-5 ACC**

##	Player	Total			3-Ptr			Rebounds			PF	TP	A	TO	Blk	Stl	Min
		FG-FGA	FG-FGA	FT-FTA	FG-FGA	FG-FGA	FT-FTA	Off	Def	Tot							
11	Juwan Durham	f	4-6	0-0	2-2	2	2	4	2	10	0	2	0	2	0	28	
14	Nate Laszewski	f	4-8	1-4	3-4	2	6	8	0	12	2	1	0	0	33		
03	Prentiss Hubb	g	4-9	0-2	1-1	0	1	1	2	9	3	2	0	0	33		
05	Cormac Ryan	g	4-8	1-3	7-7	0	4	4	0	16	0	0	0	1	32		
23	Dane Goodwin	g	1-8	0-6	0-0	0	3	3	0	2	1	0	0	1	28		
02	Trey Wertz		4-9	3-5	2-2	0	3	3	1	13	4	2	0	0	24		
12	Tony Sanders Jr.		0-0	0-0	0-0	0	0	0	0	0	0	0	0	0	1		
13	Nikola Djogo		1-3	0-2	4-4	0	1	1	3	6	0	0	2	0	19		
25	Matt Zona		0-0	0-0	0-0	0	0	0	0	0	0	0	0	0	1		
31	Elijah Morgan		0-0	0-0	0-0	0	0	0	0	0	0	0	0	0	1		
Team						1	2	3									
Totals			22-51	5-22	19-20	5	22	27	8	68	10	7	2	4	200		

FG % 1st Half: 10-30 33.3% 2nd half: 12-21 57.1% Game: 22-51 43.1% Deadball Rebounds 0  
 3FG % 1st Half: 1-13 7.7% 2nd half: 4-9 44.4% Game: 5-22 22.7%  
 FT % 1st Half: 4-4 100.0 2nd half: 15-16 93.8% Game: 19-20 95.0%

**Virginia 80 • 8-2,4-0 ACC**

##	Player	Total			3-Ptr			Rebounds			PF	TP	A	TO	Blk	Stl	Min
		FG-FGA	FG-FGA	FT-FTA	FG-FGA	FG-FGA	FT-FTA	Off	Def	Tot							
10	Sam Hauser	f	6-13	1-4	2-2	0	9	9	2	15	1	0	0	0	36		
30	Jay Huff	f	7-13	4-8	0-1	0	5	5	4	18	1	1	2	0	24		
00	Kihe Clark	g	5-11	1-3	1-1	0	1	1	2	12	6	1	0	0	37		
02	Reece Beekman	g	2-5	1-2	2-2	1	3	4	7	3	2	0	3	36			
25	Trey Murphy III	g	4-6	2-4	0-0	0	0	0	3	10	4	1	1	0	31		
13	Casey Morsell		6-7	3-3	0-0	0	4	4	2	15	0	0	0	0	24		
22	Francisco Caffaro		1-2	0-0	1-1	1	0	1	0	3	1	0	0	0	12		
Team						2	3	5									
Totals			31-57	12-24	6-7	4	25	29	17	80	16	8	3	3	200		

FG % 1st Half: 14-27 51.9% 2nd half: 17-30 56.7% Game: 31-57 54.4% Deadball Rebounds 1  
 3FG % 1st Half: 7-14 50.0% 2nd half: 5-10 50.0% Game: 12-24 50.0%  
 FT % 1st Half: 2-2 100.0 2nd half: 4-5 80.0% Game: 6-7 85.7%

Officials: Earl Walton, Clarence Armstrong, Jeffrey Anderson  
 Technical fouls: Notre Dame-None. Virginia-None.  
 Attendance: 250  
 2020-21 Men's Basketball. Round: 0. Notre Dame vs Virginia. Played at John Pau

Score by periods	1st	2nd	Total
Notre Dame	25	43	68
Virginia	37	43	80



Official Basketball Box Score -- Game Totals -- Final Statistics  
**Virginia vs Clemson**  
 01/16/21 6:00 pm at Clemson, SC



**Virginia 85 • 9-2,5-0 ACC**

##	Player	Total			3-Ptr			Rebounds			PF	TP	A	TO	Blk	Stl	Min
		FG-FGA	FG-FGA	FT-FTA	FG-FGA	FG-FGA	FT-FTA	Off	Def	Tot							
10	Sam Hauser	f	5-7	4-5	0-0	0	8	8	0	14	2	2	1	1	29		
30	Jay Huff	f	5-12	2-6	0-0	1	6	7	3	12	5	0	0	0	25		
00	Kihe Clark	g	5-7	0-2	2-2	0	0	0	0	12	5	0	0	1	27		
02	Reece Beekman	g	4-7	0-1	0-0	1	4	5	0	8	6	1	0	2	29		
25	Trey Murphy III	g	5-5	3-3	0-0	0	3	3	1	13	1	0	0	0	20		
01	Jabri Abdur-Rahim		1-2	0-0	0-0	0	0	0	0	2	1	0	0	0	4		
04	Justin McKoy		0-2	0-0	0-0	1	0	1	0	0	0	0	0	0	5		
12	Chase Coleman		0-0	0-0	0-0	0	0	0	0	0	0	0	0	0	1		
13	Casey Morsell		2-5	1-3	0-0	1	0	1	0	5	0	0	0	0	22		
22	Francisco Caffaro		1-1	0-0	0-0	2	0	2	4	2	0	3	0	0	13		
24	Austin Katstra		0-0	0-0	0-0	0	0	0	0	0	0	0	0	0	1		
33	Carson McCorkle		1-1	1-1	0-0	0	1	1	0	3	1	0	0	0	4		
53	Tomas Woldetensae		5-7	4-6	0-0	0	5	5	0	14	1	1	0	2	20		
Team						0	0	0									
Totals			34-56	15-27	2-2	6	27	33	8	85	22	7	1	6	200		

FG % 1st Half: 13-25 52.0% 2nd half: 21-31 67.7% Game: 34-56 60.7% Deadball Rebounds 0  
 3FG % 1st Half: 5-13 38.5% 2nd half: 10-14 71.4% Game: 15-27 55.6%  
 FT % 1st Half: 2-2 100.0 2nd half: 0-0 0.0% Game: 2-2 100.0%

**Clemson 50 • 9-2,3-2 ACC**

##	Player	Total			3-Ptr			Rebounds			PF	TP	A	TO	Blk	Stl	Min
		FG-FGA	FG-FGA	FT-FTA	FG-FGA	FG-FGA	FT-FTA	Off	Def	Tot							
01	Jonathan Baehre	f	0-1	0-1	0-0	0	0	0	1	0	0	0	0	0	11		
25	Aamir Simms	f	1-9	0-4	0-0	2	3	5	1	2	2	0	0	0	25		
00	Clyde Trapp	g	2-4	1-2	1-2	0	5	5	1	6	1	0	0	0	27		
02	Al-Amir Dawes	g	0-4	0-1	0-0	0	0	0	1	0	1	1	0	0	20		
12	Alex Hemenway	g	2-5	2-5	0-0	0	1	1	1	6	0	1	0	1	16		
03	Chase Hunter		2-3	0-0	0-0	0	1	1	0	4	0	1	0	0	16		
04	Nick Honor		3-7	0-3	0-0	1	0	1	0	6	2	1	0	0	24		
05	Hunter Tyson		3-5	1-3	0-0	0	2	2	7	1	2	0	0	0	18		
10	Olivier-Maxence Pros		1-2	0-0	2-2	0	1	1	0	4	0	1	0	0	12		
11	Parker Fox		0-0	0-0													





Official Basketball Box Score -- Game Totals -- Final Statistics  
**Syracuse vs Virginia**  
 01/25/21 7:00 pm at Charlottesville, VA



**Syracuse 58 • 9-5,3-4 ACC**

##	Player	Total			3-Ptr			Rebounds			PF	TP	A	TO	Blk	Stl	Min
		FG-FGA	FG-FGA	FT-FTA	FG-FGA	FG-FGA	FT-FTA	Off	Def	Tot							
01	Quincy Guerrier	f	6-16	0-2	3-3	2	5	7	1	15	0	1	0	3	37		
21	Marek Dolezaj	f	3-6	0-0	2-2	0	6	6	1	8	3	1	0	3	40		
00	Alan Griffin	g	4-11	1-5	4-5	1	7	8	2	13	2	0	0	1	36		
11	Joseph Girard III	g	3-7	2-6	0-0	0	1	1	0	8	2	2	0	0	26		
35	Buddy Boenheim	g	4-13	1-8	0-0	0	1	1	1	9	2	5	0	2	34		
03	Kadary Richmond	g	1-3	0-0	0-0	0	2	2	3	2	1	3	2	0	20		
20	Robert Braswell	g	1-3	1-3	0-0	0	1	1	2	3	0	0	0	0	7		
	Team					1	1	2									
	Totals		22-59	5-24	9-10	4	24	28	10	58	10	12	2	9	200		

FG % 1st Half: 12-30 40.0% 2nd half: 10-29 34.5% Game: 22-59 37.3%  
 3FG % 1st Half: 2-11 18.2% 2nd half: 3-13 23.1% Game: 5-24 20.8%  
 FT % 1st Half: 0-1 0.0% 2nd half: 9-9 100.0% Game: 9-10 90.0%

Deadball Rebounds 0

**Virginia 81 • 11-2,7-0 ACC**

##	Player	Total			3-Ptr			Rebounds			PF	TP	A	TO	Blk	Stl	Min
		FG-FGA	FG-FGA	FT-FTA	FG-FGA	FG-FGA	FT-FTA	Off	Def	Tot							
10	Sam Hauser	f	7-16	7-13	0-0	1	6	7	3	21	3	1	1	1	38		
30	Jay Huff	f	8-11	1-1	4-4	2	10	12	2	21	2	3	2	1	32		
00	Kihe Clark	g	2-6	0-1	0-0	1	3	4	0	4	9	2	0	2	36		
02	Reece Beekman	g	2-3	1-1	5-6	1	4	5	1	10	5	2	0	2	34		
25	Trey Murphy III	g	6-14	4-10	0-0	0	7	7	2	16	2	2	2	1	31		
01	Jabri Abdur-Rahim	g	0-1	0-1	0-0	0	0	0	0	0	0	0	0	0	2		
04	Justin McKoy	g	0-0	0-0	0-0	0	0	0	0	0	0	0	0	0	2		
13	Casey Morsell	g	3-5	1-3	0-0	0	2	2	0	7	0	1	0	0	7		
22	Francisco Caffaro	g	1-2	0-0	0-1	1	1	2	0	2	0	0	0	0	8		
33	Carson McCorkle	g	0-0	0-0	0-0	0	0	0	0	0	0	0	0	0	1		
53	Tomas Woldetensae	g	0-1	0-1	0-0	0	1	1	0	0	2	2	0	0	9		
	Team					1	0	1									
	Totals		29-59	14-31	9-11	7	34	41	8	81	23	13	5	7	200		

FG % 1st Half: 14-31 45.2% 2nd half: 15-28 53.6% Game: 29-59 49.2%  
 3FG % 1st Half: 7-17 41.2% 2nd half: 7-14 50.0% Game: 14-31 45.2%  
 FT % 1st Half: 0-1 0.0% 2nd half: 9-10 90.0% Game: 9-11 81.8%

Deadball Rebounds 1

Officials: Kipp Kissinger,Keith Kimble,Doug Shows  
 Technical fouls: Syracuse-None. Virginia-None.  
 Attendance: 250  
 2020-21 Men's Basketball. Round: 0. Syracuse vs Virginia. Played at John Paul

Score by periods	1st	2nd	Total
Syracuse	26	32	58
Virginia	35	46	81



Official Basketball Box Score -- Game Totals -- Final Statistics  
**Virginia vs Virginia Tech**  
 01/30/21 6:00 pm at Blacksburg, VA



**Virginia 51 • 11-3,7-1 ACC**

##	Player	Total			3-Ptr			Rebounds			PF	TP	A	TO	Blk	Stl	Min
		FG-FGA	FG-FGA	FT-FTA	FG-FGA	FG-FGA	FT-FTA	Off	Def	Tot							
10	Sam Hauser	f	4-10	2-7	0-0	2	3	5	3	10	1	0	0	1	34		
30	Jay Huff	f	5-7	3-3	0-0	1	3	4	4	13	1	2	1	1	23		
00	Kihe Clark	g	4-13	3-6	0-0	1	1	2	0	11	0	2	0	1	34		
02	Reece Beekman	g	0-5	0-3	1-2	0	1	1	1	1	3	1	0	0	33		
25	Trey Murphy III	g	3-7	2-5	2-2	1	5	6	3	10	1	1	0	1	34		
04	Justin McKoy	g	1-1	0-0	0-0	0	2	2	1	2	0	0	0	0	4		
13	Casey Morsell	g	2-7	0-4	0-0	0	1	1	1	4	2	0	0	0	25		
22	Francisco Caffaro	g	0-0	0-0	0-0	0	2	2	3	0	0	2	0	0	5		
53	Tomas Woldetensae	g	0-2	0-0	0-0	0	0	0	0	0	1	0	0	1	8		
	Team					0	1	1									
	Totals		19-52	10-28	3-4	5	19	24	16	51	9	9	1	6	200		

FG % 1st Half: 11-25 44.0% 2nd half: 8-27 29.6% Game: 19-52 36.5%  
 3FG % 1st Half: 7-15 46.7% 2nd half: 3-13 23.1% Game: 10-28 35.7%  
 FT % 1st Half: 0-0 0.0% 2nd half: 3-4 75.0% Game: 3-4 75.0%

Deadball Rebounds 1

**Virginia Tech 65 • 13-3,7-2 ACC**

##	Player	Total			3-Ptr			Rebounds			PF	TP	A	TO	Blk	Stl	Min
		FG-FGA	FG-FGA	FT-FTA	FG-FGA	FG-FGA	FT-FTA	Off	Def	Tot							
22	Keve Aluma	f	10-15	2-3	7-8	2	8	10	0	29	4	0	1	0	36		
25	Justin Mutts	f	2-7	0-2	0-0	1	7	8	2	4	2	2	0	0	34		
03	Wabissa Bede	g	2-3	1-1	2-2	0	4	4	4	7	5	3	1	1	35		
04	Nahiem Alleyne	g	1-4	1-1	0-0	0	4	4	1	3	1	3	0	0	29		
15	Jalen Cone	g	2-6	2-6	0-0	0	2	2	1	6	0	2	0	0	26		
00	Hunter Cattoor	g	5-7	3-5	2-2	0	1	1	0	15	1	0	2	1	31		
05	David N'Guessan	g	0-1	0-0	1-2	1	0	1	0	1	0	1	0	0	7		
21	John Ojiako	g	0-1	0-0	0-0	0	0	0	0	0	0	0	0	0	2		
	Team					0	0	0									
	Totals		22-44	9-18	12-14	4	26	30	8	65	13	12	4	2	200		

FG % 1st Half: 8-21 38.1% 2nd half: 14-23 60.9% Game: 22-44 50.0%  
 3FG % 1st Half: 2-8 25.0% 2nd half: 7-10 70.0% Game: 9-18 50.0%  
 FT % 1st Half: 3-4 75.0% 2nd half: 9-10 90.0% Game: 12-14 85.7%

Deadball Rebounds 1,2

Officials: Jerry Heater,Clarence Armstrong,Jamie Luckie  
 Technical fouls: Virginia-None. Virginia Tech-None.  
 Attendance: 250  
 2020-21 Men's Basketball. Round: 0. Virginia vs Virginia Tech. Played at Casse

Score by periods	1st	2nd	Total
Virginia	29	22	51
Virginia Tech	21	44	65



Official Basketball Box Score -- Game Totals -- Final Statistics  
**Virginia vs NC State**  
 02/03/21 9:00 pm at Raleigh, NC



**Virginia 64 • 12-3,8-1 ACC**

##	Player	Total			3-Ptr			Rebounds			PF	TP	A	TO	Blk	Stl	Min
		FG-FGA	FG-FGA	FT-FTA	FG-FGA	FG-FGA	FT-FTA	Off	Def	Tot							
10	Sam Hauser	f	5-11	2-6	6-6	2	3	5	2	18	1	1	0	0	38		
30	Jay Huff	f	5-12	1-6	1-1	0	6	6	3	12	3	1	1	2	33		
00	Kihe Clark	g	2-3	1-2	3-4	0	2	2	3	8	6	3	0	2	36		
02	Reece Beekman	g	2-3	0-0	4-5	0	5	5	0	8	1	3	2	0	37		
25	Trey Murphy III	g	5-8	2-3	6-6	1	4	5	3	18	0	1	0	0	34		
04	Justin McKoy	g	0-0	0-0	0-0	0	1	1	0	0	0	0	0	0	2		
13	Casey Morsell	g	0-3	0-0	0-0	0	0	0	1	0	1	2	0	1	12		
22	Francisco Caffaro	g	0-0	0-0	0-0	0	0	0	0	0	0	0	0	0	5		
53	Tomas Woldetensae	g	0-1	0-0	0-0	0	0	0	1	0	0	0	0	0	3		
	Team					0	0	0									
	Totals		19-41	6-17	20-22	3	21	24	13	64	12	11	3	5	200		

FG % 1st Half: 10-19 52.6% 2nd half: 9-22 40.9% Game: 19-41 46.3%  
 3FG % 1st Half: 4-8 50.0% 2nd half: 2-9 22.2% Game: 6-17 35.3%  
 FT % 1st Half: 4-4 100.0% 2nd half: 16-18 88.9% Game: 20-22 90.9%

Deadball Rebounds 1

**NC State 57 • 7-7,3-6 ACC**

##	Player	Total			3-Ptr			Rebounds			PF	TP	A	TO	Blk	Stl	Min
		FG-FGA	FG-FGA	FT-FTA	FG-FGA	FG-FGA	FT-FTA	Off	Def	Tot							
04	Jericole Hellems	f	9-15	3-6	2-2	1	4	5	5	23	0	1	0	1	37		
15	Manny Bates	f	4-8	0-0	1-2	4	0	4	3	9	1	1	0	0	25		
01	Dereon Seabron	g	1-6	0-1	0-0	2	1	3	0	2	0	1	0	1	17		
05	Thomas Allen	g	1-6	1-3	0-0	0	3	3	1	3	3	1	0	1	25		
10	Braxton Beverly	g	2-5	0-3	1-3	0	4	4	3	5	2	1	0	1	36		
00	DJ Funderburk	g	3-8	0-0	3-5	2	3	5	3	9	0	2	0	1	17		
02	Shakeel Moore	g	1-2	0-1	0-0	0	2	2	1	2	0	2	0	1	19		
03	Cam Hayes	g	2-3	0-0	0-0	0	2	2	0	4	3	2	0	0	24		
	Team					2	1	3									
	Totals		23-53	4-14	7-12	11	20	31	16	57	9	12	0	6	200		



# KIHEI CLARK

Guard • 5-9 • 160  
Junior  
Woodland Hills, Calif. • Taft Charter

## 2020-21 HIGHLIGHTS

- Named to Naismith Defensive Player of the Year Watch List
- All-ACC Preseason Second Team
- Bob Cousy Award Watch List
- Scored 14 points, going 9-for-12 from the free throw line, vs. Kent State (12/4/20)
- Scored six points, dished out four assists and had a steal vs. William & Mary (12/22/20)
- Had 19 points and added four assists vs. Gonzaga (12/26/20)
- Tied season high with 19 points, five assists and three rebounds at Notre Dame (12/30/20)
- Scored 10 points and played all 40 minutes vs. Wake Forest (1/6/21)
- Scored 12 points with three rebounds and three assists at Boston College (1/9/21)
- Had 12 points and six assists vs. Notre Dame (1/13/21)
- Finished with 12 points and five assists at Clemson (1/16/21)
- Made game-winning basket and had eight assists vs. Georgia Tech (1/23/21)
- Dished out season-high nine assists vs. Syracuse (1/25/21)
- Scored 11 points, hitting a season high three 3-pointers, at Virginia Tech (1/30/21)
- Had 11 points and eight assists vs. Pitt (2/6/21)

## 2020-21 GAME-BY-GAME

Opponent	GP-GS	FG	3FG	FT	O-D	Reb	A	TO	Blk	Stl	PF	Min	Pts
Towson	1-1	3-6	0-0	1-1	0-0	0	3	1	0	0	1	26	7
San Francisco	2-2	1-5	0-2	7-10	0-2	2	2	3	0	1	2	32	9
Saint Francis	3-2	0-2	0-1	0-0	0-0	0	3	3	0	0	2	15	0
Kent State	4-2	2-4	1-1	9-12	0-1	1	3	1	0	0	1	38	14
William & Mary	5-3	3-6	0-1	0-0	2-2	2	4	1	0	2	1	34	6
Gonzaga	6-4	7-14	1-3	4-4	0-2	2	4	6	0	0	1	33	19
Notre Dame	7-5	7-12	2-4	3-6	0-3	3	5	0	0	0	0	38	19
Wake Forest	8-6	5-8	0-1	0-0	0-1	1	3	3	0	2	2	40	10
Boston College	9-7	6-8	0-0	0-0	0-3	3	3	1	0	0	0	40	12
Notre Dame	10-8	5-11	1-3	1-1	0-1	1	6	1	0	0	2	37	12
Clemson	11-9	5-7	0-2	2-2	0-0	0	5	0	0	1	0	27	12
Georgia Tech	12-10	1-10	0-3	0-0	1-2	3	8	3	0	0	1	33	2
Syracuse	13-11	2-6	0-1	0-0	1-3	4	9	2	0	2	0	36	4
Virginia Tech	14-12	4-13	3-6	0-0	1-1	2	0	2	0	1	0	34	11
NC State	15-13	2-3	1-2	3-4	0-2	2	6	3	0	2	3	36	8
Pitt	16-14	4-12	1-6	2-2	0-1	1	8	4	0	0	3	37	11

## CAREER HIGHS

Points	23 at Louisville (2/8/20)
FGs	8 at Louisville (2/8/20)
3FGs	4 at Louisville (2/8/20)
FTs	9 vs. Kent State (12/4/20)
Rebounds	11 at Syracuse (11/6/19)
Assists	13 vs. Navy (12/29/19)
Turnovers	9 at Florida State (1/15/20)
Blocks	1, 3x - last at Purdue (12/4/19)
Steals	3, 6x - last at Georgia Tech (1/18/20)
Minutes	45, 2x - last vs. Notre Dame (2/11/20)

## SEASON HIGHS

Points	19, 2x - last at Notre Dame (12/30/20)
FGs	7, 2x - last at Notre Dame (12/30/20)
3FGs	3 at Virginia Tech (1/30/21)
FTs	9 vs. Kent State (12/4/20)
Rebounds	4 vs. Syracuse (1/25/21)
Assists	9 vs. Syracuse (1/25/21)
Turnovers	6 vs. Gonzaga (12/26/20)
Blocks	-
Steals	2, 4x - last at NC State (2/3/21)
Minutes	40, 2x - last at Boston College (1/9/21)

## CAREER STATISTICS

Year	G-GS	Min-Avg.	FG-FGA	Pct.	3FG-3FGA	Pct.	FT-FTA	Pct.	Off-Def.	Reb-Avg.	PF-DQ	Ast	TO	Blk	Stl	Pts-Avg
2018-19	38-20	1018-26.8	55-157	.350	29-85	.341	33-40	.825	16-73	89-2.3	52-0	97	39	0	28	172-4.5
2019-20	30-30	114-37.1	105-280	.375	36-96	.375	78-89	.876	11-114	125-4.2	54-0	177	105	3	37	324-10.8
2020-21	16-14	536-33.5	57-127	.449	10-36	.278	32-42	.762	3-24	27-1.7	19-0	72	34	0	11	156-9.8
<b>TOTAL</b>	<b>84-64</b>	<b>2668-31.8</b>	<b>217-564</b>	<b>.385</b>	<b>75-217</b>	<b>.346</b>	<b>143-171</b>	<b>.836</b>	<b>30-211</b>	<b>241-2.9</b>	<b>125-0</b>	<b>345</b>	<b>178</b>	<b>3</b>	<b>76</b>	<b>652-7.8</b>

## CAREER ACC STATISTICS

Year	G-GS	Min-Avg.	FG-FGA	Pct.	3FG-3FGA	Pct.	FT-FTA	Pct.	Off-Def.	Reb-Avg.	PF-DQ	Ast	TO	Blk	Stl	Pts-Avg
2018-19	18-8	433-24.1	21-62	.339	13-35	.371	7-9	.778	7-30	37-2.1	19-0	38	16	0	11	62-3.4
2019-20	10-10	358-35.8	41-90	.456	8-28	.286	11-15	.733	3-17	20-2.0	11-0	53	19	0	8	101-10.1
<b>TOTAL</b>	<b>48-38</b>	<b>1555-32.4</b>	<b>136-351</b>	<b>.387</b>	<b>43-126</b>	<b>.341</b>	<b>80-96</b>	<b>.833</b>	<b>17-124</b>	<b>141-2.9</b>	<b>66-0</b>	<b>209</b>	<b>109</b>	<b>0</b>	<b>49</b>	<b>395-8.2</b>



# 2 REECE BEEKMAN

Guard • 6-3 • 174

Freshman

Baton Rouge, La. • Scotlandville Magnet

## 2020-21 HIGHLIGHTS

- Made collegiate debut against Towson (11/25/20)
- Scored 11 points vs. San Francisco (11/27/20)
- Made first career start and tallied four assists and three steals vs. Saint Francis (12/1/20)
- Scored six points with four assists vs. William & Mary (12/22/20)
- Recorded career-highs in points (12) and steals (5) vs. Wake Forest (1/6/21)
- Scored seven points with three steals, three assists and four rebounds vs. Notre Dame (1/13/21)
- Had eight points with career highs in rebounds (5) and assists (6) at Clemson (1/16/21)
- Scored 10 points with five rebounds and five assists vs. Syracuse (1/25/21)
- Had eight points, five rebounds and two blocks at NC State (2/3/21)

## 2020-21 GAME-BY-GAME

Opponent	GP-GS	FG	3FG	FT	O-D	Reb	A	TO	Blk	Stl	PF	Min	Pts
Towson	1-0	1-3	1-1	0-0	0-2	2	2	0	0	2	1	20	3
San Francisco	2-0	5-6	1-1	0-0	0-4	4	0	0	1	0	4	27	11
Saint Francis	3-1	1-3	0-1	0-0	0-2	2	4	0	0	3	0	22	2
Kent State	4-2	2-4	0-2	0-0	0-3	3	0	2	0	2	2	31	4
William & Mary	5-2	3-6	0-1	0-0	0-2	2	4	0	0	1	0	11	6
Gonzaga	6-3	1-2	1-1	0-2	0-2	2	4	3	0	0	2	29	3
Notre Dame	7-3	0-2	0-1	0-0	0-1	1	0	1	0	1	1	13	0
Wake Forest	8-4	4-8	1-3	3-4	0-1	1	3	2	0	5	0	37	12
Boston College	9-5	0-4	0-2	4-4	0-3	3	3	0	0	0	1	37	4
Notre Dame	10-6	2-5	1-2	2-2	1-3	4	3	2	0	3	4	36	7
Clemson	11-7	4-7	0-1	0-0	1-4	5	6	1	0	2	0	29	8
Georgia Tech	12-8	2-5	0-0	2-2	0-5	5	3	1	1	1	2	39	6
Syracuse	12-9	2-3	1-1	5-6	1-4	5	5	2	0	2	1	34	10
Virginia Tech	13-10	0-5	0-3	1-2	0-1	1	3	1	0	0	1	33	1
NC State	14-11	2-3	0-0	4-5	0-5	5	1	3	2	0	0	37	8
Pitt	15-12	1-4	1-2	1-2	0-0	0	2	0	0	2	3	27	4

## CAREER/SEASON HIGHS

Points	12 vs. Wake Forest (1/6/21)
FGs	5 vs. San Francisco (11/27/20)
3FGs	1, 5x - last vs. Notre Dame (1/13/21)
FTs	5 vs. Syracuse (1/25/21)
Rebounds	5, 4x - last at NC State (2/3/21)
Assists	6 at Clemson (1/16/21)
Turnovers	3, 2x - last at NC State (2/3/21)
Blocks	2 at NC State (2/3/21)
Steals	5 vs. Wake Forest (1/6/21)
Minutes	39 vs. Georgia Tech (1/23/21)

## CAREER STATISTICS

Year	G-GS	Min-Avg.	FG-FGA	Pct.	3FG-3FGA	Pct.	FT-FTA	Pct.	Off-Def.	Reb-Avg.	PF-DQ	Ast	TO	Blk	Stl	Pts-Avg
2020-21	16-12	462-28.9	30-70	.429	7-22	.318	22-29	.759	3-42	45-2.8	22-0	43	18	4	24	89-5.6
<b>TOTAL</b>	<b>16-12</b>	<b>462-28.9</b>	<b>30-70</b>	<b>.429</b>	<b>7-22</b>	<b>.318</b>	<b>22-29</b>	<b>.759</b>	<b>3-42</b>	<b>45-2.8</b>	<b>22-0</b>	<b>43</b>	<b>18</b>	<b>4</b>	<b>24</b>	<b>89-5.6</b>

## CAREER ACC STATISTICS

Year	G-GS	Min-Avg.	FG-FGA	Pct.	3FG-3FGA	Pct.	FT-FTA	Pct.	Off-Def.	Reb-Avg.	PF-DQ	Ast	TO	Blk	Stl	Pts-Avg
2020-21	10-9	322-32.2	17-46	.370	4-15	.267	22-27	.815	3-27	30-3.0	13-0	29	13	3	16	60-6.0
<b>TOTAL</b>	<b>10-9</b>	<b>322-32.2</b>	<b>17-46</b>	<b>.370</b>	<b>4-15</b>	<b>.267</b>	<b>22-27</b>	<b>.815</b>	<b>3-27</b>	<b>30-3.0</b>	<b>13-0</b>	<b>29</b>	<b>13</b>	<b>3</b>	<b>16</b>	<b>60-6.0</b>



# 4 JUSTIN MCCOY

**Forward • 6-8 • 221**  
**Sophomore**  
**Cary, N.C. • Panther Creek**

## 2020-21 HIGHLIGHTS

- Scored career-high 11 points and career-best six rebounds against San Francisco (11/27/20)
- Picked up career-high two steals vs. Saint Francis (12/1/20)
- Had five points vs. Gonzaga (12/26/20)
- Scored six points and matched career high with six rebounds at Notre Dame (12/30/20)
- Had six points and five rebounds off the bench vs. Wake Forest (1/6/21)

## 2020-21 GAME-BY-GAME

Opponent	GP-GS	FG	3FG	FT	O-D	Reb A	TO	Blk	Stl	PF	Min	Pts
Towson	1-1	1-4	0-0	0-0	0-5	5	3	0	0	0	22	2
San Francisco	2-2	4-8	1-2	2-2	0-6	6	1	1	0	1	18	11
Saint Francis	3-3	2-3	0-0	3-3	1-1	2	1	2	0	2	19	7
Kent State	4-4	0-1	0-0	0-0	0-2	2	1	1	0	0	11	0
William & Mary	5-4	1-3	0-2	1-2	0-1	1	1	0	0	1	7	3
Gonzaga	6-4	1-2	1-2	2-2	0-2	2	0	0	0	0	8	5
Notre Dame	7-4	3-5	0-1	0-0	3-3	6	1	0	0	4	10	6
Wake Forest	8-4	3-4	0-0	0-0	2-3	5	0	0	0	2	14	6
Boston College	9-4	1-5	0-0	0-0	1-3	4	0	0	0	2	9	2
Notre Dame	DNP											
Clemson	10-4	0-2	0-0	0-0	1-0	1	0	0	0	0	5	0
Georgia Tech	DNP											
Syracuse	11-4	0-0	0-0	0-0	0-0	0	0	0	0	0	2	0
Virginia Tech	12-4	1-1	0-0	0-0	0-2	2	0	0	0	1	4	2
NC State	13-4	0-0	0-0	0-0	0-1	1	0	0	0	0	2	0
Pltt	DNP											

## CAREER HIGHS

Points	11 vs. San Francisco (11/27/20)
FGs	4 vs. San Francisco (11/27/20)
3FGs	1, 2x - last vs. Gonzaga (12/26/20)
FTs	3 vs. Saint Francis (12/1/20)
Rebounds	6, 2x - last at Notre Dame (12/30/20)
Assists	3 vs. Towson (11/25/20)
Turnovers	2 vs. Saint Francis (12/1/20)
Blocks	1 vs. Vermont (11/19/19)
Steals	2 vs. Saint Francis (12/1/20)
Minutes	22 vs. Towson (11/25/20)

## SEASON HIGHS

Points	11 vs. San Francisco (11/27/20)
FGs	4 vs. San Francisco (11/27/20)
3FGs	1, 2x - last vs. Gonzaga (12/26/20)
FTs	3 vs. Saint Francis (12/1/20)
Rebounds	6, 2x - last at Notre Dame (12/30/20)
Assists	3 vs. Towson (11/25/20)
Turnovers	2 vs. Saint Francis (12/1/20)
Blocks	1 vs. Vermont (11/19/19)
Steals	2 vs. Saint Francis (12/1/20)
Minutes	22 vs. Towson (11/25/20)

## CAREER STATISTICS

Year	G-GS	Min-Avg.	FG-FGA	Pct.	3FG-3FGA	Pct.	FT-FTA	Pct.	Off-Def.	Reb-Avg.	PF-DQ	Ast	TO	Blk	Stl	Pts-Avg
2019-20	14-0	103-7.4	5-13	.385	0-0	.000	4-6	.667	5-10	15-1.1	11-0	1	3	1	1	14-1.0
2020-21	13-4	131-10.1	17-38	.447	2-7	.286	8-9	.889	8-29	37-2.8	14-0	8	4	0	2	44-3.4
<b>TOTAL</b>	<b>27-4</b>	<b>234-8.7</b>	<b>22-51</b>	<b>.431</b>	<b>2-7</b>	<b>.286</b>	<b>12-15</b>	<b>.800</b>	<b>13-39</b>	<b>52-1.9</b>	<b>25-0</b>	<b>9</b>	<b>7</b>	<b>1</b>	<b>3</b>	<b>58-2.1</b>

## CAREER ACC STATISTICS

Year	G-GS	Min-Avg.	FG-FGA	Pct.	3FG-3FGA	Pct.	FT-FTA	Pct.	Off-Def.	Reb-Avg.	PF-DQ	Ast	TO	Blk	Stl	Pts-Avg
2019-20	6-0	39-6.5	0-1	.000	0-0	.000	4-6	.667	4-3	7-1.2	6-0	1	1	0	1	4-0.7
2020-21	7-0	46-6.6	8-17	.471	0-1	.000	0-0	.000	7-12	19-2.7	9-0	1	0	0	0	16-2.3
<b>TOTAL</b>	<b>13-0</b>	<b>85-6.5</b>	<b>8-18</b>	<b>.444</b>	<b>0-1</b>	<b>.000</b>	<b>4-6</b>	<b>.667</b>	<b>11-15</b>	<b>26-2.0</b>	<b>15-0</b>	<b>2</b>	<b>1</b>	<b>0</b>	<b>1</b>	<b>20-1.5</b>



# 10 SAM HAUSER

**Forward • 6-8 • 218**  
**Redshirt Senior**  
**Stevens Point, Wis. • SPASH/Marquette**

## 2020-21 HIGHLIGHTS

- Wooden Midseason Watch List
- Naismith, Wooden and NABC National Player of the Watch List
- All-ACC Preseason First Team
- Julius Erving Award Watch List
- Named ACC Player of the Week (Feb. 8)
- Scored season-high 19 points in UVA debut vs. Towson (11/25/20)
- Tied for team-high with 18 points, added seven rebounds and a season-high four assists vs. Kent State (12/4/20)
- Had first double-double (13 points, 10 rebounds) as a Cavalier and added four assists at Notre Dame (12/30/20)
- Recorded second-straight double-double with team-high 16 points and 11 rebounds vs. Wake Forest (1/6/21)
- Had third consecutive double-double with 17 points and 10 rebounds at Boston College (1/9/21)
- Scored 15 points with team-high nine rebounds vs. Notre Dame (1/13/21)
- Hit season-high four 3-pointers to score 14 points with eight rebounds at Clemson (1/16/21)
- Scored 22 points with four 3-pointers and had team-high six rebounds vs. Georgia Tech (1/23/21)
- Matched career high with seven 3-pointers for 21 points vs. Syracuse (1/25/21)
- Scored 18 points, making 6-of-6 free throws, at NC State (2/3/21)
- Had season-high 23 points, going 8-for-9 from the floor, and added six rebounds vs. Pitt (2/6/21)

## 2020-21 GAME-BY-GAME

Opponent	GP-GS	FG	3FG	FT	O-D	Reb	A	TO	Blk	Stl	PF	Min	Pts
Towson	1-1	7-9	3-3	2-2	4-4	8	3	2	0	0	0	26	19
San Francisco	2-2	5-11	0-3	0-0	0-6	6	0	3	1	0	1	34	10
Saint Francis	3-3	5-7	1-3	0-0	0-6	6	0	0	0	0	1	18	11
Kent State	4-4	7-14	3-7	1-2	2-5	7	4	2	1	0	1	41	18
William & Mary	5-5	3-7	3-7	0-0	1-2	3	2	1	0	0	0	35	9
Gonzaga	6-6	3-11	0-4	4-4	1-4	5	1	1	0	1	1	33	10
Notre Dame	7-7	5-13	3-8	0-0	2-8	10	4	1	0	0	1	38	13
Wake Forest	8-8	7-13	1-6	1-2	1-10	11	3	0	0	1	0	35	16
Boston College	9-9	7-16	2-6	1-2	2-8	10	1	2	0	2	2	36	17
Notre Dame	10-10	6-13	1-4	2-2	0-9	9	1	0	0	0	2	36	15
Clemson	11-11	5-7	4-5	0-0	0-8	8	2	2	1	1	0	29	14
Georgia Tech	12-12	9-12	4-5	0-1	0-6	6	0	2	1	1	1	35	22
Syracuse	13-13	7-16	7-13	0-0	1-6	7	3	1	1	1	3	38	21
Virginia Tech	14-14	4-10	2-7	0-0	2-3	5	1	0	0	1	3	34	10
NC State	15-15	5-11	2-6	6-6	2-3	5	1	1	0	0	2	38	18
Pitt	16-16	8-9	3-4	4-4	0-6	6	1	1	0	0	2	38	23

## CAREER HIGHS

Points	31 at Georgetown (1/15/19)*
FGs	11 at Butler (1/12/18)*
3FGs	7, 3x - last vs. Syracuse (1/25/21)
FTs	7 at Georgetown (1/15/19)*
Rebounds	14 vs. Wisconsin (12/8/18)*
Assists	8 vs. Xavier (12/27/17)*
Turnovers	4, 2x - last vs. VCU (11/20/17)*
Blocks	3, 2x - last vs. Xavier (2/18/17)*
Steals	4, 2x - last vs. Georgetown (3/9/19)*
Minutes	42, 2x - last at Creighton (1/9/19)*

\*at Marquette

## SEASON HIGHS

Points	23 vs. Pitt (2/6/21)
FGs	9 vs. Georgia Tech (1/23/21)
3FGs	7 vs. Syracuse (1/25/21)
FTs	6 at NC State (2/3/21)
Rebounds	11 vs. Wake Forest (1/6/21)
Assists	4, 2x - last at Notre Dame (12/30/20)
Turnovers	3 vs. San Francisco (11/27/20)
Blocks	1, 5x - last vs. Syracuse (1/25/21)
Steals	2 at Boston College (1/9/21)
Minutes	41 vs. Kent State (12/4/20)

## CAREER STATISTICS

Year	G-GS	Min-Avg.	FG-FGA	Pct.	3FG-3FGA	Pct.	FT-FTA	Pct.	Off-Def.	Reb-Avg.	PF-DQ	Ast	TO	Blk	Stl	Pts-Avg
2016-17	32-28	847-26.5	97-205	.473	63-139	.453	24-29	.828	29-130	159-5.0	80-4	42	22	19	25	281-8.8
2017-18	35-35	1141-32.6	174-349	.499	95-195	.487	51-61	.836	35-165	200-5.7	73-1	100	42	16	35	494-14.1
2018-19	34-34	1137-33.4	173-377	.459	88-219	.402	73-79	.924	35-210	245-7.2	70-1	82	46	18	22	507-14.9
2020-21	16-16	544-34.0	93-179	.520	39-91	.429	21-25	.840	18-94	112-7.0	20-0	27	19	5	8	246-15.4
<b>TOTAL</b>	<b>117-113</b>	<b>3669-31.4</b>	<b>536-1110</b>	<b>.483</b>	<b>285-644</b>	<b>.443</b>	<b>169-194</b>	<b>.871</b>	<b>117-599</b>	<b>716-6.1</b>	<b>243-6</b>	<b>251</b>	<b>129</b>	<b>58</b>	<b>90</b>	<b>1528-13.1</b>

## CAREER ACC STATISTICS

Year	G-GS	Min-Avg.	FG-FGA	Pct.	3FG-3FGA	Pct.	FT-FTA	Pct.	Off-Def.	Reb-Avg.	PF-DQ	Ast	TO	Blk	Stl	Pts-Avg
2020-21	10-10	357-35.7	63-120	.525	29-64	.453	14-17	.824	10-67	77-7.7	16-0	17	10	3	7	169-16.9
<b>TOTAL</b>	<b>10-10</b>	<b>357-35.7</b>	<b>63-120</b>	<b>.525</b>	<b>29-64</b>	<b>.453</b>	<b>14-17</b>	<b>.824</b>	<b>10-67</b>	<b>77-7.7</b>	<b>16-0</b>	<b>17</b>	<b>10</b>	<b>3</b>	<b>7</b>	<b>169-16.9</b>



# 13 CASEY MORSELL

**Guard • 6-3 • 195**  
**Sophomore**  
**Fort Washington, Md. • St. John's College**

## 2020-21 HIGHLIGHTS

- Scored five points in season-opener vs. Towson (11/25/20)
- Had seven points vs. Saint Francis (12/1/20)
- Scored six points with one block and one steal vs. William & Mary (12/22/20)
- Had eight points vs. Gonzaga (12/26/20)
- Scored six points with two steals in a season-high 27 minutes at Notre Dame (12/30/20)
- Scored season-high 15 points, going 3-of-3 from 3-point range, with four rebounds vs. Notre Dame (1/13/21)
- Had nine points and matched season-high with four rebounds in season-high 28 minutes vs. Georgia Tech (1/23/21)
- Scored seven points in seven minutes vs. Syracuse (1/25/21)

## 2020-21 GAME-BY-GAME

Opponent	GP-GS	FG	3FG	FT	O-D	Reb	A	TO	Blk	Stl	PF	Min	Pts
Towson	1-1	2-6	1-3	0-0	2-2	4	2	0	0	2	1	18	5
San Francisco	2-2	2-5	0-0	0-0	1-0	1	0	1	1	0	0	13	4
Saint Francis	3-2	3-6	1-3	0-0	0-0	0	2	1	0	0	1	15	7
Kent State	4-2	1-2	0-0	2-2	0-0	0	1	0	0	0	1	11	4
William & Mary	5-2	3-6	0-2	0-0	0-2	2	0	1	1	1	0	14	6
Gonzaga	6-2	3-6	0-3	2-2	0-1	1	0	2	0	0	2	18	8
Notre Dame	7-3	2-9	1-3	1-2	0-2	2	1	0	1	2	3	27	6
Wake Forest	DNP												
Boston College	DNP												
Notre Dame	8-3	6-7	3-3	0-0	0-4	4	0	0	0	0	2	24	15
Clemson	9-3	2-5	1-3	0-0	1-0	1	0	0	0	0	0	22	5
Georgia Tech	10-3	4-8	1-3	0-0	0-4	4	1	0	0	0	2	28	9
Syracuse	11-3	3-5	1-3	0-0	0-2	2	0	1	0	0	0	7	7
Virginia Tech	12-3	2-7	0-4	0-0	0-1	1	2	0	0	1	1	25	4
NC State	13-3	0-3	0-0	0-0	0-0	0	1	2	0	1	1	12	0
Pitt	14-3	0-2	0-1	0-0	0-0	0	0	1	0	0	0	10	0

## CAREER HIGHS

Points	19 vs. Arizona St. (11/24/19)
FGs	7 vs. Arizona St. (11/24/19)
3FGs	3 vs. Notre Dame (1/13/21)
FTs	4 vs. Arizona St. (11/24/19)
Rebounds	6 vs. UMass (11/23/19)
Assists	3 vs. UMass (11/23/19)
Turnovers	3 at Purdue (12/4/19)
Blocks	1, 4x - last at Notre Dame (12/30/20)
Steals	3 at North Carolina (2/15/20)
Minutes	38, 2x - last vs. Arizona St. (11/24/19)

## SEASON HIGHS

Points	15 vs. Notre Dame (1/13/21)
FGs	6 vs. Notre Dame (1/13/21)
3FGs	3 vs. Notre Dame (1/13/21)
FTs	2, 2x - last vs. Gonzaga (12/26/20)
Rebounds	4, 3x - last vs. Georgia Tech (1/23/21)
Assists	2, 3x - last at Virginia Tech (1/30/21)
Turnovers	2 vs. Gonzaga (12/26/20)
Blocks	1, 3x - last at Notre Dame (12/30/20)
Steals	2, 2x - last at Notre Dame (12/30/20)
Minutes	28 vs. Georgia Tech (1/23/21)

## CAREER STATISTICS

Year	G-GS	Min-Avg.	FG-FGA	Pct.	3FG-3FGA	Pct.	FT-FTA	Pct.	Off-Def.	Reb-Avg.	PF-DQ	Ast	TO	Blk	Stl	Pts-Avg
2019-20	30-13	654-21.8	46-166	.277	15-85	.176	12-14	.857	8-43	51-1.7	49-0	22	26	5	18	119-4.0
2020-21	14-3	244-17.4	33-77	.429	9-31	.290	5-6	.833	4-18	22-1.6	14-0	10	9	3	7	80-5.7
<b>TOTAL</b>	<b>44-16</b>	<b>898-20.4</b>	<b>79-243</b>	<b>.325</b>	<b>24-116</b>	<b>.207</b>	<b>17-20</b>	<b>.850</b>	<b>12-61</b>	<b>73-1.7</b>	<b>63-0</b>	<b>32</b>	<b>35</b>	<b>8</b>	<b>25</b>	<b>199-4.5</b>

## CAREER ACC STATISTICS

Year	G-GS	Min-Avg.	FG-FGA	Pct.	3FG-3FGA	Pct.	FT-FTA	Pct.	Off-Def.	Reb-Avg.	PF-DQ	Ast	TO	Blk	Stl	Pts-Avg
2019-20	20-6	366-18.3	25-86	.291	9-42	.214	3-3	1.000	5-24	29-1.5	29-0	10	12	4	11	62-3.1
2020-21	8-1	155-19.4	19-46	.413	7-20	.350	1-2	.500	1-13	14-1.8	9-0	5	4	1	4	46-5.8
<b>TOTAL</b>	<b>28-7</b>	<b>521-18.6</b>	<b>44-132</b>	<b>.333</b>	<b>16-62</b>	<b>.258</b>	<b>4-5</b>	<b>.800</b>	<b>6-37</b>	<b>43-1.5</b>	<b>38-0</b>	<b>15</b>	<b>16</b>	<b>5</b>	<b>15</b>	<b>108-3.9</b>



# 21 KADIN SHEDRICK

**Forward • 6-11 • 216**  
**Redshirt Freshman**  
**Raleigh, N.C. • Holly Springs**

## 2020-21 HIGHLIGHTS

- Had two blocks in collegiate debut vs. Towson (11/25/20)
- Scored career-high 12 points with career-best eight rebounds vs. Saint Francis (12/1/20)
- Had 10 points and team-high seven rebounds vs. William & Mary (12/22/20)
- Grabbed four rebounds and had two assists vs. Gonzaga (12/26/20)

## 2020-21 GAME-BY-GAME

Opponent	GP-GS	FG	3FG	FT	O-D	Reb	A	TO	Blk	Stl	PF	Min	Pts
Towson	1-0	1-2	0-0	0-0	0-0	0	1	0	2	1	1	10	2
San Francisco	2-0	0-3	0-1	0-0	1-2	3	0	0	1	0	1	8	0
Saint Francis	3-0	5-6	0-0	2-2	4-4	8	0	2	0	0	3	18	12
Kent State	4-0	0-0	0-0	0-2	0-0	0	0	1	0	0	1	6	0
William & Mary	5-0	3-6	0-0	4-5	5-2	7	0	2	1	0	1	16	10
Gonzaga	6-0	0-1	0-0	0-0	2-2	4	2	0	0	1	2	10	0
Notre Dame	7-0	1-1	0-0	0-0	0-1	1	0	1	0	0	0	4	2
Wake Forest	8-0	1-2	0-0	0-0	0-0	0	0	0	0	0	0	3	2
Boston College	DNP												
Notre Dame	DNP												
Clemson	DNP												
Georgia Tech	DNP												
Syracuse	DNP												
Virginia Tech	DNP												
NC State	DNP												
Pitt	DNP												

## CAREER/SEASON HIGHS

Points	12 vs. Saint Francis (12/1/20)
FGs	5 vs. Saint Francis (12/1/20)
3FGs	-
FTs	4 vs. William & Mary (12/22/20)
Rebounds	8 vs. Saint Francis (12/1/20)
Assists	2 vs. Gonzaga (12/26/20)
Turnovers	2, 2x - last vs. William & Mary (12/22/20)
Blocks	2 vs. Towson (11/25/20)
Steals	1, 2x - last vs. Gonzaga (12/26/20)
Minutes	18 vs. Saint Francis (12/1/20)

## CAREER STATISTICS

Year	G-GS	Min-Avg.	FG-FGA	Pct.	3FG-3FGA	Pct.	FT-FTA	Pct.	Off-Def.	Reb-Avg.	PF-DQ	Ast	TO	Blk	Stl	Pts-Avg
2020-21	8-0	75-9.4	11-21	.524	0-1	.000	6-9	.667	12-11	23-2.9	9-0	3	6	4	2	28-3.5
<b>TOTAL</b>	<b>8-0</b>	<b>75-9.4</b>	<b>11-21</b>	<b>.524</b>	<b>0-1</b>	<b>.000</b>	<b>6-9</b>	<b>.667</b>	<b>12-11</b>	<b>23-2.9</b>	<b>9-0</b>	<b>3</b>	<b>6</b>	<b>4</b>	<b>2</b>	<b>28-3.5</b>

## CAREER ACC STATISTICS

Year	G-GS	Min-Avg.	FG-FGA	Pct.	3FG-3FGA	Pct.	FT-FTA	Pct.	Off-Def.	Reb-Avg.	PF-DQ	Ast	TO	Blk	Stl	Pts-Avg
2020-21	2-0	7-3.5	2-3	.667	0-0	.000	0-0	.000	0-1	1-0.5	0-0	0	1	0	0	4-2.0
<b>TOTAL</b>	<b>2-0</b>	<b>7-3.5</b>	<b>2-3</b>	<b>.667</b>	<b>0-0</b>	<b>.000</b>	<b>0-0</b>	<b>.000</b>	<b>0-1</b>	<b>1-0.5</b>	<b>0-0</b>	<b>0</b>	<b>1</b>	<b>0</b>	<b>0</b>	<b>4-2.0</b>



# 22 FRANCISCO CAFFARO

**Center • 7-0 • 244**  
**Redshirt Sophomore**  
**El Trebo, Santa Fe, Argentina • NBA Global Academy**

## 2020-21 HIGHLIGHTS

- Played three minutes vs. Towson (11/25/20) and six minutes vs. Saint Francis (12/1/20)
- Scored two points with two rebounds vs. William & Mary (12/22/20)
- Had an assist vs. Gonzaga (12/26/20)
- Scored three points with one rebound and one assist vs. Notre Dame (1/13/21)
- Played in season-high 13 minutes at Clemson (1/16/21)
- Scored season-high four points with three rebounds vs. Georgia Tech (1/23/21)

## 2020-21 GAME-BY-GAME

Opponent	GP-GS	FG	3FG	FT	O-D	Reb	A	TO	Blk	Stl	PF	Min	Pts
Towson	1-0	0-0	0-0	0-0	0-1	1	0	0	0	0	3	0	
San Francisco	DNP												
Saint Francis	2-0	0-1	0-0	0-0	0-0	0	0	0	0	0	2	6	0
Kent State	DNP												
William & Mary	3-0	0-0	0-0	2-2	1-1	2	0	0	0	0	1	4	2
Gonzaga	4-0	0-0	0-0	0-0	0-0	0	1	0	0	0	0	5	0
Notre Dame	DNP												
Wake Forest	DNP												
Boston College	5-0	0-0	0-0	0-0	0-0	0	0	0	0	0	1	3	0
Notre Dame	6-0	1-2	0-0	1-1	1-0	1	1	0	0	0	0	12	3
Clemson	7-0	1-1	0-0	0-0	2-0	2	0	3	0	0	4	13	2
Georgia Tech	8-0	1-1	0-0	2-2	2-1	3	0	0	0	0	0	9	4
Syracuse	9-0	1-2	0-0	0-1	1-1	2	0	0	0	0	0	8	2
Virginia Tech	10-0	0-0	0-0	0-0	0-2	2	0	2	0	0	3	5	0
NC State	11-0	0-0	0-0	0-0	0-0	0	0	0	0	0	0	5	0
Pitt	12-0	0-0	0-0	0-0	0-1	1	0	1	0	0	2	7	0

## CAREER HIGHS

Points	10 vs. North Carolina (12/8/19)
FGs	4 vs. North Carolina (12/8/19)
3FGs	-
FTs	2, 4x - last vs. Georgia Tech (1/23/21)
Rebounds	7 vs. North Carolina (12/8/19)
Assists	1, 2x - last vs. Notre Dame (1/13/21)
Turnovers	3 at Clemson (1/16/21)
Blocks	1, 3x - last at North Carolina (2/15/20)
Steals	1, 2x - last vs. Maine (11/27/19)
Minutes	21 vs. North Carolina (12/8/19)

## SEASON HIGHS

Points	4 vs. Georgia Tech (1/23/21)
FGs	1, 3x - last vs. Georgia Tech (1/23/21)
3FGs	-
FTs	2, 2x - last vs. Georgia Tech (1/23/21)
Rebounds	3 vs. Georgia Tech (1/23/21)
Assists	1, 2x - last vs. Notre Dame (1/13/21)
Turnovers	3 at Clemson (1/16/21)
Blocks	-
Steals	-
Minutes	13 at Clemson (1/16/21)

## CAREER STATISTICS

Year	G-GS	Min-Avg.	FG-FGA	Pct.	3FG-3FGA	Pct.	FT-FTA	Pct.	Off-Def.	Reb-Avg.	PF-DQ	Ast	TO	Blk	Stl	Pts-Avg
2019-20	20-2	152-7.6	9-17	.529	0-0	.000	10-15	.667	10-14	24-1.2	24-0	0	9	5	2	28-1.4
2020-21	12-0	80-6.7	4-7	.571	0-0	.000	5-6	.833	7-7	14-1.2	13-0	2	6	0	0	13-1.1
<b>TOTAL</b>	<b>32-2</b>	<b>232-7.3</b>	<b>13-24</b>	<b>.542</b>	<b>0-0</b>	<b>.000</b>	<b>15-21</b>	<b>.714</b>	<b>17-21</b>	<b>38-1.2</b>	<b>37-0</b>	<b>2</b>	<b>15</b>	<b>5</b>	<b>2</b>	<b>41-1.3</b>

## CAREER ACC STATISTICS

Year	G-GS	Min-Avg.	FG-FGA	Pct.	3FG-3FGA	Pct.	FT-FTA	Pct.	Off-Def.	Reb-Avg.	PF-DQ	Ast	TO	Blk	Stl	Pts-Avg
2019-20	14-0	105-7.5	8-14	.571	0-0	.000	9-13	.692	6-12	18-1.3	17-0	0	4	4	0	25-1.8
2020-21	8-0	62-7.8	4-6	.667	0-0	.000	3-4	.750	6-5	11-1.4	10-0	1	6	0	0	11-1.4
<b>TOTAL</b>	<b>22-0</b>	<b>167-7.6</b>	<b>12-20</b>	<b>.600</b>	<b>0-0</b>	<b>.000</b>	<b>12-17</b>	<b>.706</b>	<b>12-17</b>	<b>29-1.3</b>	<b>27-0</b>	<b>1</b>	<b>10</b>	<b>4</b>	<b>0</b>	<b>36-1.6</b>





# 23 KODY STATTMANN

Guard • 6-7 • 200

Junior

Cairns, Australia • St. Augustine's College

## 2020-21 HIGHLIGHTS

- Sidelined due to non-COVID-19 related cardiac issue
- Scored eight points in 12 minutes vs. Towson (11/25/20)
- Dished out two assists vs. Saint Francis (12/1/20)

## 2020-21 GAME-BY-GAME

Opponent	GP-GS	FG	3FG	FT	O-D	Reb	A	TO	Blk	Stl	PF	Min	Pts
Towson	1-0	4-5	0-1	0-0	0-2	2	0	0	0	0	1	12	8
San Francisco	2-0	1-3	0-0	0-0	0-1	1	0	0	0	1	0	7	2
Saint Francis	3-0	2-4	0-1	0-0	0-4	4	2	0	0	0	0	14	4
Kent State	DNP												
William & Mary	DNP												
Gonzaga	DNP												
Notre Dame	DNP												
Wake Forest	DNP												
Boston College	DNP												
Notre Dame	DNP												
Clemson	DNP												
Georgia Tech	DNP												
Syracuse	DNP												
Virginia Tech	DNP												
NC State	DNP												
Pitt	DNP												

## CAREER HIGHS

Points	11 at Boston College (1/7/20)
FGs	5 at Boston College (1/7/20)
3FGs	2 vs. Boston College (2/19/20)
FTs	4, 3x - last vs. JMU (11/10/19)
Rebounds	8 vs. Virginia Tech (1/4/20)
Assists	4 vs. Syracuse (1/11/20)
Turnovers	2, 3x - last at Purdue (12/4/19)
Blocks	3 vs. Columbia (11/16/19)
Steals	3 at North Carolina (2/15/20)
Minutes	39 at Boston College (1/7/20)

## SEASON HIGHS

Points	8 vs. Towson (11/25/20)
FGs	4 vs. Towson (11/25/20)
3FGs	-
FTs	-
Rebounds	4 vs. Saint Francis (12/1/20)
Assists	2 vs. Saint Francis (12/1/20)
Turnovers	-
Blocks	-
Steals	1 vs. Towson (11/25/20)
Minutes	14 vs. Saint Francis (12/1/20)

## CAREER STATISTICS

Year	G-GS	Min-Avg.	FG-FGA	Pct.	3FG-3FGA	Pct.	FT-FTA	Pct.	Off-Def.	Reb-Avg.	PF-DQ	Ast	TO	Blk	Stl	Pts-Avg
2018-19	18-0	73-4.1	9-21	.429	4-15	.267	8-9	.889	2-9	11-0.6	8-0	2	5	0	1	30-1.7
2019-20	24-10	514-21.4	33-98	.337	14-52	.269	6-9	.667	10-48	58-2.4	24-0	16	21	10	9	86-3.6
2020-21	3-0	33-11.0	7-12	.583	0-2	.000	0-0	.000	0-7	70-2.3	1-0	2	0	0	1	14-4.7
<b>TOTAL</b>	<b>45-10</b>	<b>620-13.8</b>	<b>49-131</b>	<b>.374</b>	<b>18-69</b>	<b>.261</b>	<b>14-18</b>	<b>.778</b>	<b>12-64</b>	<b>76-1.7</b>	<b>33-0</b>	<b>20</b>	<b>26</b>	<b>10</b>	<b>11</b>	<b>130-2.9</b>

## CAREER ACC STATISTICS

Year	G-GS	Min-Avg.	FG-FGA	Pct.	3FG-3FGA	Pct.	FT-FTA	Pct.	Off-Def.	Reb-Avg.	PF-DQ	Ast	TO	Blk	Stl	Pts-Avg
2018-19	9-0	28-3.1	2-5	.400	2-4	.500	0-1	.000	0-5	5-0.6	4-0	0	3	0	0	6-0.7
2019-20	18-5	359-19.9	24-66	.364	11-34	.324	1-2	.500	7-36	43-2.4	14-0	13	13	5	5	60-3.3
<b>TOTAL</b>	<b>27-5</b>	<b>387-14.3</b>	<b>26-71</b>	<b>.366</b>	<b>13-38</b>	<b>.342</b>	<b>1-3</b>	<b>.333</b>	<b>7-41</b>	<b>48-1.8</b>	<b>18-0</b>	<b>13</b>	<b>16</b>	<b>5</b>	<b>5</b>	<b>66-2.4</b>



# 25 TREY MURPHY III

**Guard • 6-9 • 206**  
**Junior**  
**Durham, N.C • Cary Academy/Rice**

## 2020-21 HIGHLIGHTS

- Scored team-high 21 points, going 6-for-8 from 3-point range, in UVA debut vs. Towson (11/25/20)
- Scored 10 points with season-high four rebounds vs. Saint Francis (12/1/20)
- Tallied season highs with two assists, one block and two steals vs. Kent State (12/4/20)
- Led team with 15 points, adding four rebounds and three assists, vs. William & Mary (12/22/20)
- Scored 15 points, going 4-for-6 from 3-point range, vs. Gonzaga (12/26/20)
- Had 13 points, hitting three 3-pointers, in career-high 38 minutes vs. Wake Forest (1/6/21)
- Scored 10 points with season-high four assists vs. Notre Dame (1/13/21)
- Shot 3-for-3 from 3-point range and 5-for-5 from the floor for 13 points at Clemson (1/16/21)
- Scored 16 points, hitting four 3-pointers, with season-highs in rebounds (7) and blocks (2) vs. Syracuse (1/25/21)
- Had 18 points, hitting 6-of-6 free throws, with five rebounds at NC State (2/3/21)

## 2020-21 GAME-BY-GAME

Opponent	GP-GS	FG	3FG	FT	O-D	Reb	A	TO	Blk	Stl	PF	Min	Pts
Towson	1-0	7-9	6-8	1-1	0-3	3	0	2	0	1	1	17	21
San Francisco	2-0	0-6	0-1	4-4	0-1	1	0	0	0	1	1	25	4
Saint Francis	3-0	3-7	1-4	3-3	1-3	4	1	0	0	0	3	17	10
Kent State	4-0	2-4	1-2	3-4	2-2	4	2	0	1	2	1	19	8
William & Mary	5-1	6-9	3-6	0-1	1-3	4	3	0	0	0	1	32	15
Gonzaga	6-1	5-7	4-6	1-2	0-3	3	2	1	0	1	1	27	15
Notre Dame	7-2	2-5	1-4	0-0	1-3	4	1	0	1	0	1	31	5
Wake Forest	8-3	4-8	3-6	2-2	0-1	1	2	0	0	1	2	38	13
Boston College	9-4	3-9	2-6	0-0	0-4	4	0	1	1	0	3	38	8
Notre Dame	10-5	4-6	2-4	0-0	0-0	0	4	1	1	0	3	31	10
Clemson	11-6	5-5	3-3	0-0	0-3	3	1	0	0	0	1	20	13
Georgia Tech	12-7	1-4	1-3	0-0	0-1	1	0	0	0	0	1	25	3
Syracuse	13-8	6-14	4-10	0-0	0-7	7	2	2	2	1	2	31	16
Virginia Tech	14-9	3-7	2-5	2-2	1-5	6	1	1	0	1	3	34	10
NC State	15-10	5-8	2-3	6-6	1-4	5	0	1	0	0	3	34	18
Pitt	16-11	3-8	0-2	2-2	2-2	4	0	1	0	2	0	36	8

## CAREER HIGHS

- Points: 25 at Northwestern State (11/12/19)\*
  - FGs: 8, 3x - last vs. FIU (3/11/20)\*
  - 3FGs: 6, 2x - last vs. Towson (11/25/20)
  - FTs: 9 vs. UAB (1/26/19)\*
  - Rebounds: 10, 2x - last at North Texas (1/20/20)\*
  - Assists: 6 vs. FIU (1/11/20)\*
  - Turnovers: 3, 7x - last vs. Charlotte (2/15/20)\*
  - Blocks: 4 vs. Wayland Baptist (11/10/19)\*
  - Steals: 4 vs. Charlotte (2/15/20)\*
  - Minutes: 38, 2x - last at Boston College (1/9/21)
- \*at Rice

## SEASON HIGHS

- Points: 21 vs. Towson (11/25/20)
- FGs: 7 vs. Towson (11/25/20)
- 3FGs: 6 vs. Towson (11/25/20)
- FTs: 6 at NC State (2/3/21)
- Rebounds: 7 vs. Syracuse (1/25/21)
- Assists: 4 vs. Notre Dame (1/13/21)
- Turnovers: 2, 2x - last vs. Syracuse (1/25/21)
- Blocks: 2 vs. Syracuse (1/25/21)
- Steals: 2, 2x - last vs. Pitt (2/6/21)
- Minutes: 38, 2x - last at Boston College (1/9/21)

## CAREER STATISTICS

Year	G-GS	Min-Avg.	FG-FGA	Pct.	3FG-3FGA	Pct.	FT-FTA	Pct.	Off-Def.	Reb-Avg.	PF-DQ	Ast	TO	Blk	Stl	Pts-Avg
2018-19	32-1	660-20.6	84-190	.442	64-152	.421	37-51	.725	18-64	82-2.6	44-0	22	22	16	15	269-8.4
2019-20	29-23	875-30.2	131-302	.434	75-204	.368	61-74	.824	34-125	159-5.5	74-2	36	41	16	27	398-13.7
2020-21	16-11	455-28.4	59-116	.509	35-73	.479	24-27	.889	9-45	54-3.4	27-0	19	10	6	10	177-11.1
<b>TOTAL</b>	<b>77-35</b>	<b>1990-25.8</b>	<b>274-608</b>	<b>.451</b>	<b>174-429</b>	<b>.406</b>	<b>122-152</b>	<b>.803</b>	<b>60-231</b>	<b>294-3.8</b>	<b>145-2</b>	<b>77</b>	<b>73</b>	<b>38</b>	<b>52</b>	<b>844-11.0</b>

## CAREER ACC STATISTICS

Year	G-GS	Min-Avg.	FG-FGA	Pct.	3FG-3FGA	Pct.	FT-FTA	Pct.	Off-Def.	Reb-Avg.	PF-DQ	Ast	TO	Blk	Stl	Pts-Avg
2020-21	10-10	318-31.8	36-74	.486	20-46	.435	12-12	1.000	5-30	35-3.5	19-0	11	7	5	5	104-10.4
<b>TOTAL</b>	<b>10-10</b>	<b>318-31.8</b>	<b>36-74</b>	<b>.486</b>	<b>20-46</b>	<b>.435</b>	<b>12-12</b>	<b>1.000</b>	<b>5-30</b>	<b>35-3.5</b>	<b>19-0</b>	<b>11</b>	<b>7</b>	<b>5</b>	<b>5</b>	<b>104-10.4</b>



# 30 JAY HUFF

**Forward • 7-1 • 243**  
**Redshirt Senior**  
**Durham, N.C. • Voyager Academy**

## 2020-21 HIGHLIGHTS

- Kareem Abdul-Jabbar Award Watch List
- Scored 14 points and blocked three shots in season-opener vs. Towson (11/25/20)
- Had team-high 13 points with three blocks vs. Saint Francis (12/1/20)
- Recorded 18 points, making a career-high seven free throws, and had 11 rebounds for a double-double vs. Kent State (12/4/20)
- Had three blocks vs. William & Mary (12/22/20) and Gonzaga (12/26/20)
- Scored 15 points, going 7-of-9 from the field, at Notre Dame (12/30/20)
- Scored 18 points, had a season-high five blocks and added eight rebounds at Boston College (1/9/21)
- Had 18 points, making career-high four 3-pointers, and two blocks vs. Notre Dame (1/13/21)
- Dished out career-high five assists and scored 12 points at Clemson (1/16/21)
- Scored 18 points with five blocks vs. Georgia Tech (1/23/21)
- Recorded a double-double with career-high 21 points and matched career high with 12 rebounds vs. Syracuse (1/25/21)
- Led team with 13 points, going 3-for-3 from 3-point range, at Virginia Tech (1/30/21)
- Had 12 points with six rebounds and season-high two steals at NC State (2/3/21)
- Scored 13 with team-high eight rebounds and two blocks vs. Pitt (2/6/21)

## 2020-21 GAME-BY-GAME

Opponent	GP-GS	FG	3FG	FT	O-D	Reb	A	TO	Blk	Stl	PF	Min	Pts
Towson	1-1	6-8	2-3	0-0	1-3	4	0	0	3	0	3	17	14
San Francisco	2-2	1-2	0-1	2-2	0-7	7	1	0	2	0	1	26	4
Saint Francis	3-3	6-7	0-1	1-2	2-3	5	0	0	3	0	1	14	13
Kent State	4-4	5-9	1-2	7-8	0-11	11	1	1	2	0	0	37	18
William & Mary	5-5	4-7	1-2	0-0	2-2	4	1	1	3	1	1	17	9
Gonzaga	6-6	4-5	1-1	0-0	4-2	6	0	2	3	0	4	13	9
Notre Dame	7-7	7-9	1-3	0-0	0-5	5	1	2	1	0	4	24	15
Wake Forest	8-8	4-7	1-3	2-2	1-2	3	0	1	1	1	2	25	11
Boston College	9-9	7-11	0-1	4-4	2-6	8	0	2	5	1	4	29	18
Notre Dame	10-10	7-14	4-8	0-1	0-5	5	1	1	2	0	4	24	18
Clemson	11-11	5-12	2-6	0-0	1-6	7	5	0	0	0	3	25	12
Georgia Tech	12-12	7-11	2-3	2-2	1-4	5	2	2	5	0	1	30	18
Syracuse	13-13	8-11	1-1	4-4	2-10	12	2	3	2	1	2	32	21
Virginia Tech	14-14	5-7	3-3	0-0	1-3	4	1	2	1	1	4	23	13
NC State	15-15	5-12	1-6	1-1	0-6	6	3	1	1	2	3	33	12
Pitt	16-16	5-6	3-4	0-2	1-7	8	0	2	2	1	5	25	13

## CAREER HIGHS

Points	21 vs. Syracuse (1/25/21)
FGs	8 vs. Syracuse (1/25/21)
3FGs	4 vs. Notre Dame (1/13/21)
FTs	7 vs. Kent State (12/4/20)
Rebounds	12, 2x - last vs. Syracuse (1/25/21)
Assists	5 at Clemson (1/16/21)
Turnovers	4 vs. Syracuse (1/11/20)
Blocks	10 vs. Duke (2/29/20)
Steals	3 vs. Pittsburgh (3/2/19)
Minutes	41 vs. Syracuse (1/11/20)

## SEASON HIGHS


Points	21 vs. Syracuse (1/25/21)
FGs	8 vs. Syracuse (1/25/21)
3FGs	4 vs. Notre Dame (1/13/21)
FTs	7 vs. Kent State (12/4/20)
Rebounds	12 vs. Syracuse (1/25/21)
Assists	5 at Clemson (1/16/21)
Turnovers	3 vs. Syracuse (1/25/21)
Blocks	5, 2x - last vs. Georgia Tech (1/23/21)
Steals	2 at NC State (2/3/21)
Minutes	37 vs. Kent State (12/4/20)

## CAREER STATISTICS

Year	G-GS	Min-Avg.	FG-FGA	Pct.	3FG-3FGA	Pct.	FT-FTA	Pct.	Off-Def.	Reb-Avg.	PF-DQ	Ast	TO	Blk	Stl	Pts-Avg
2017-18	12-0	106-8.8	17-25	.680	2-7	.286	5-8	.625	6-17	23-1.92	14-1	4	4	14	1	41-3.4
2018-19	34-0	318-9.4	58-96	.604	14-31	.452	20-30	.667	19-54	73-2.1	50-0	8	17	25	8	150-4.4
2019-20	30-18	748-24.9	105-184	.571	19-53	.358	27-50	.540	57-129	186-6.2	72-2	24	32	61	11	256-8.5
2020-21	16-16	394-24.6	86-137	.628	23-48	.479	23-28	.821	18-82	100-6.3	42-1	18	20	36	8	218-13.6
<b>TOTAL</b>	<b>92-34</b>	<b>1566-17.0</b>	<b>266-442</b>	<b>.602</b>	<b>58-139</b>	<b>.417</b>	<b>75-116</b>	<b>.647</b>	<b>100-282</b>	<b>382-4.2</b>	<b>178-4</b>	<b>54</b>	<b>73</b>	<b>136</b>	<b>28</b>	<b>665-7.2</b>

## CAREER ACC STATISTICS

Year	G-GS	Min-Avg.	FG-FGA	Pct.	3FG-3FGA	Pct.	FT-FTA	Pct.	Off-Def.	Reb-Avg.	PF-DQ	Ast	TO	Blk	Stl	Pts-Avg
2017-18	4-0	13-3.3	1-2	.500	0-0	.000	2-3	.667	1-1	2-0.5	3-0	1	0	3	0	4-1.0
2018-19	18-0	199-11.1	39-61	.639	9-17	.529	10-15	.667	9-37	46-2.6	31-0	5	11	16	6	97-5.4
2019-20	20-15	504-25.2	63-116	.543	13-35	.371	18-33	.545	34-93	127-6.4	57-2	16	21	44	5	157-7.9
2020-21	10-10	270-27.0	60-99	.606	18-38	.474	13-16	.813	9-54	63-6.3	32-1	15	16	20	7	151-15.1
<b>TOTAL</b>	<b>52-25</b>	<b>987-19.0</b>	<b>163-278</b>	<b>.586</b>	<b>40-90</b>	<b>.444</b>	<b>43-67</b>	<b>.642</b>	<b>53-185</b>	<b>238-4.6</b>	<b>123-3</b>	<b>37</b>	<b>48</b>	<b>83</b>	<b>18</b>	<b>409-7.9</b>



# 53 TOMAS WOLDETENSAE

Guard • 6-5 • 196

Senior

Bologna, Italy • Indian Hills Community College

## 2020-21 HIGHLIGHTS

- Was perfect from the field (2-for-2) vs. San Francisco (11/27/20)
- Scored eight points with career-high four assists vs. Saint Francis (12/1/20)
- Had season-high two steals vs. Kent State (12/4/20)
- Scored six points and had a steal vs. Gonzaga (12/26/20)
- Hit four 3-pointers, scoring a season-high 14 points with five rebounds and two steals at Clemson (1/16/21)
- Matched season-high with 14 points, going 4-for-5 from 3-point range, and added two assists vs. Pitt (2/6/21)

## 2020-21 GAME-BY-GAME

Opponent	GP-GS	FG	3FG	FT	O-D	Reb	A	TO	Blk	Stl	PF	Min	Pts
Towson	1-0	2-4	1-3	0-0	0-2	2	1	1	0	1	2	12	5
San Francisco	2-0	2-2	1-1	0-0	0-0	0	1	0	0	0	1	10	5
Saint Francis	3-1	2-5	2-4	2-2	0-3	3	4	1	0	0	0	23	8
Kent State	4-2	2-6	1-4	0-0	0-1	1	2	3	0	2	4	31	5
William & Mary	5-3	1-4	1-4	2-2	0-2	2	0	0	0	1	2	16	5
Gonzaga	6-4	2-5	2-4	0-0	0-0	0	0	0	0	1	3	16	6
Notre Dame	7-4	0-2	0-2	0-0	0-1	1	1	0	0	0	1	15	0
Wake Forest	8-4	0-2	0-1	0-0	0-2	2	0	0	0	0	0	8	0
Boston College	9-4	0-0	0-0	0-0	0-0	0	0	0	0	0	2	6	0
Notre Dame	DNP												
Clemson	10-4	5-7	4-6	0-0	0-5	5	1	1	0	2	0	20	14
Georgia Tech	11-4	0-1	0-1	0-0	0-0	0	0	1	0	0	0	1	0
Syracuse	12-4	0-1	0-1	0-0	0-1	1	2	2	0	0	0	9	0
Virginia Tech	13-4	0-2	0-0	0-0	0-0	0	1	0	0	1	0	8	0
NC State	14-4	0-1	0-0	0-0	0-0	0	0	0	0	0	1	3	0
Pitt	15-4	4-6	4-5	2-2	0-2	2	2	0	0	0	0	20	14

## CAREER HIGHS

Points	27 at Louisville (2/8/20)
FGs	10 at Louisville (2/8/20)
3FGs	7, 2x - last at Louisville (2/8/20)
FTs	2, 5x - last vs. William & Mary (12/22/20)
Rebounds	6, 3x - last at Wake Forest (1/26/20)
Assists	4 vs. Saint Francis (12/1/20)
Turnovers	4 vs. Florida State (1/28/20)
Blocks	1, 5x - last at Pitt (2/22/20)
Steals	4 vs. Louisville (3/7/20)
Minutes	43 at Wake Forest (1/26/20)

## SEASON HIGHS

Points	14, 2x - last vs. Pitt (2/6/21)
FGs	5 at Clemson (1/16/21)
3FGs	4, 2x - last vs. Pitt (2/6/21)
FTs	2, 2x - last vs. William & Mary (12/22/20)
Rebounds	5 at Clemson (1/16/21)
Assists	4 vs. Saint Francis (12/1/20)
Turnovers	3 vs. Kent State (12/4/20)
Blocks	-
Steals	2, 2x - last at Clemson (1/16/21)
Minutes	31 vs. Kent State (12/4/20)

## CAREER STATISTICS

Year	G-GS	Min-Avg.	FG-FGA	Pct.	3FG-3FGA	Pct.	FT-FTA	Pct.	Off-Def.	Reb-Avg.	PF-DQ	Ast	TO	Blk	Stl	Pts-Avg
2019-20	29-22	785-27.1	65-187	.348	52-144	.361	8-9	.889	5-58	63-2.2	52-0	33	30	8	23	190-6.6
2020-21	15-4	198-13.2	20-48	.417	16-36	.444	6-6	1.000	0-19	19-1.3	16-0	15	9	0	8	62-4.1
<b>TOTAL</b>	<b>44-26</b>	<b>983-22.3</b>	<b>85-235</b>	<b>.362</b>	<b>68-180</b>	<b>.378</b>	<b>14-15</b>	<b>.933</b>	<b>5-77</b>	<b>82-1.9</b>	<b>68-0</b>	<b>48</b>	<b>39</b>	<b>8</b>	<b>31</b>	<b>252-5.7</b>

## CAREER ACC STATISTICS

Year	G-GS	Min-Avg.	FG-FGA	Pct.	3FG-3FGA	Pct.	FT-FTA	Pct.	Off-Def.	Reb-Avg.	PF-DQ	Ast	TO	Blk	Stl	Pts-Avg
2019-20	20-15	558-27.9	51-143	.357	44-115	.383	6-7	.857	4-38	42-2.1	38-0	26	23	6	17	152-7.6
2020-21	9-0	90-10.0	9-22	.409	8-16	.500	2-2	1.000	0-11	11-1.2	4-0	7	4	0	3	28-3.1
<b>TOTAL</b>	<b>29-15</b>	<b>648-22.3</b>	<b>60-165</b>	<b>.364</b>	<b>52-131</b>	<b>.397</b>	<b>8-9</b>	<b>.889</b>	<b>4-49</b>	<b>53-1.8</b>	<b>42-0</b>	<b>33</b>	<b>27</b>	<b>6</b>	<b>20</b>	<b>180-6.2</b>



# 1 JABRI ABDUR-RAHIM

Guard • 6-7 • 214  
Freshman  
South Orange, N.J. • Blair Academy

## 2020-21 HIGHLIGHTS

- Made collegiate debut, scoring three points vs. Towson (11/25/20)
- Had first career rebound and assist in 11 minutes vs. Saint Francis (12/1/20)
- Scored two points with one rebound and one steal vs. William & Mary (12/22/20)
- Had a block vs. Gonzaga (12/26/20)
- Scored two points with one assist at Clemson (1/16/21)

## 2020-21 GAME-BY-GAME

Opponent	GP-GS	FG	3FG	FT	O-D	Reb	A	TO	Blk	Stl	PF	Min	Pts
Towson	1-0	1-2	1-2	0-0	0-0	0	0	0	0	0	1	4	3
San Francisco	DNP												
Saint Francis	2-0	0-3	0-2	0-0	0-1	1	1	0	0	0	1	11	0
Kent State	DNP												
William & Mary	3-0	0-0	0-0	2-2	0-1	1	0	0	0	1	1	5	2
Gonzaga	4-0	0-1	0-1	0-0	0-0	0	0	0	1	0	4	8	0
Notre Dame	DNP												
Wake Forest	DNP												
Boston College	DNP												
Notre Dame	DNP												
Clemson	5-0	1-2	0-0	0-0	0-0	0	1	0	0	0	0	4	2
Georgia Tech	DNP												
Syracuse	6-0	0-1	0-1	0-0	0-0	0	0	0	0	0	0	2	0
Virginia Tech	DNP												
NC State	DNP												
Pitt	DNP												

## CAREER/SEASON HIGH

Points	3 vs. Towson (11/25/20)
FGs	1, 2x - last at Clemson (1/16/21)
3FGs	1 vs. Towson (11/25/20)
FTs	2 vs. William & Mary (12/22/20)
Rebounds	1, 2x - last vs. William & Mary (12/22/20)
Assists	1, 2x - last at Clemson (1/16/21)
Turnovers	-
Blocks	1 vs. Gonzaga (12/26/20)
Steals	1 vs. William & Mary (12/22/20)
Minutes	11 vs. Saint Francis (12/1/20)



# 5 JAYDEN NIXON

Guard • 6-3 • 192  
Junior  
Charlottesville, Va. • Choate Rosemary Hall (Conn.)

## 2020-21 HIGHLIGHTS

- Played two minutes vs. Towson (11/25/20) and William & Mary (12/22/20)

## 2020-21 GAME-BY-GAME

Opponent	GP-GS	FG	3FG	FT	O-D	Reb	A	TO	Blk	Stl	PF	Min	Pts
Towson	1-0	0-0	0-0	0-0	0-1	1	0	0	0	0	1	2	0
San Francisco	DNP												
Saint Francis	DNP												
Kent State	DNP												
William & Mary	2-0	0-0	0-0	0-0	0-0	0	0	0	0	0	0	2	0
Gonzaga	DNP												
Notre Dame	DNP												
Wake Forest	DNP												
Boston College	DNP												
Notre Dame	DNP												
Clemson	DNP												
Georgia Tech	DNP												
Syracuse	DNP												
Virginia Tech	DNP												
NC State	DNP												
Pitt	DNP												

## CAREER HIGH

Points	2, 3x - last at Syracuse (3/4/19)
FGs	1, 3x - last at Syracuse (3/4/19)
3FGs	-
FTs	1, 2x - last vs. Morgan State (12/3/18)
Rebounds	3, 2x - last vs. William and Mary (12/22/18)
Assists	1 vs. Pittsburgh (3/2/19)
Turnovers	2 vs. Marshall (1/31/18)
Blocks	1, 2x - last at Syracuse (3/4/19)
Steals	1, 2x - last vs. Pittsburgh (3/2/19)
Minutes	10 vs. Maine (11/27/19)

## SEASON HIGHS

Points	-
FGs	-
3FGs	-
FTs	-
Rebounds	1 vs. Towson (11/25/20)
Assists	-
Turnovers	-
Blocks	-
Steals	-
Minutes	2, 2x - last vs. William & Mary (12/22/20)



# 11 MALACHI POINDEXTER

Guard • 6-2 • 193  
Freshman  
Mineral, Va. • St. Annes-Belfield School

## 2020-21 HIGHLIGHTS


• Made collegiate debut vs. Towson (11/25/20)

## 2020-21 GAME-BY-GAME

Opponent	GP-GS	FG	3FG	FT	O-D	Reb	A	TO	Blk	Stl	PF	Min	Pts
Towson	1-0	0-1	0-1	0-0	0-0	0	0	0	0	0	0	2	0
San Francisco	DNP												
Saint Francis	2-0	0-1	0-1	0-0	0-0	0	0	0	0	0	0	1	0
Kent State	DNP												
William & Mary	DNP												
Gonzaga	DNP												
Notre Dame	DNP												
Wake Forest	DNP												
Boston College	DNP												
Notre Dame	DNP												
Clemson	DNP												
Georgia Tech	DNP												
Syracuse	DNP												
Virginia Tech	DNP												
NC State	DNP												
Pitt	DNP												

## CAREER/SEASON HIGH

Points	-
FGs	-
3FGs	-
FTs	-
Rebounds	-
Assists	-
Turnovers	-
Blocks	-
Steals	-
Minutes	2 vs. Towson (11/25/20)



# 12 CHASE COLEMAN

Guard • 5-9 • 154  
Sophomore  
Norfolk, Va. • Maury

## 2020-21 HIGHLIGHTS

• Played two minutes vs. Towson (11/25/20) and William & Mary (12/22/20)

## 2020-21 GAME-BY-GAME

Opponent	GP-GS	FG	3FG	FT	O-D	Reb	A	TO	Blk	Stl	PF	Min	Pts
Towson	1-0	0-0	0-0	0-0	0-1	1	0	0	0	0	0	2	0
San Francisco	DNP												
Saint Francis	2-0	0-0	0-0	0-0	0-0	0	0	0	0	0	0	1	0
Kent State	DNP												
William & Mary	3-0	0-0	0-0	0-0	0-0	0	0	0	0	0	0	2	0
Gonzaga	DNP												
Notre Dame	DNP												
Wake Forest	DNP												
Boston College	DNP												
Notre Dame	DNP												
Clemson	4-0	0-0	0-0	0-0	0-0	0	0	0	0	0	0	1	0
Georgia Tech	DNP												
Syracuse	DNP												
Virginia Tech	DNP												
NC State	DNP												
Pitt	DNP												

## CAREER HIGHS

Points	2 vs. Columbia (11/16/19)
FGs	1 vs. Columbia (11/16/19)
3FGs	-
FTs	-
Rebounds	-
Assists	1 vs. Columbia (11/16/19)
Turnovers	-
Blocks	-
Steals	1 vs. Columbia (11/16/19)
Minutes	7 vs. JMU (11/10/19)

## SEASON HIGHS

Points	-
FGs	-
3FGs	-
FTs	-
Rebounds	1 vs. Towson (11/25/20)
Assists	-
Turnovers	-
Blocks	-
Steals	-
Minutes	2, 2x - last vs. William & Mary (12/22/20)



# 24 AUSTIN KATSTRA

Forward • 6-6 • 237  
Senior  
Charlottesville, Va. • Albemarle

## 2020-21 HIGHLIGHTS

- Played two minutes vs. Towson (11/25/20)
- Recorded a rebound vs. Saint Francis (12/1/20)
- Scored three points vs. William & Mary (12/22/20)

## 2020-21 GAME-BY-GAME

Opponent	GP-GS	FG	3FG	FT	O-D	Reb	A	TO	Blk	Stl	PF	Min	Pts
Towson	1-0	0-2	0-2	0-0	0-0	0	0	0	0	0	0	2	0
San Francisco	DNP												
Saint Francis	2-0	0-1	0-0	0-0	1-0	1	0	0	0	0	0	1	0
Kent State	DNP												
William & Mary	3-0	1-1	1-1	0-0	0-0	0	0	0	0	0	0	2	3
Gonzaga	DNP												
Notre Dame	DNP												
Wake Forest	DNP												
Boston College	DNP												
Notre Dame	DNP												
Clemson	4-0	0-0	0-0	0-0	0-0	0	0	0	0	0	0	1	0
Georgia Tech	DNP												
Syracuse	DNP												
Virginia Tech	DNP												
NC State	DNP												
Pitt	DNP												

## CAREER HIGHS

Points	3, 2x - last vs. William & Mary (12/22/20)
FGs	1, 5x - last vs. William & Mary (12/22/20)
3FGs	1, 2x - last vs. William & Mary (12/22/20)
FTs	1 vs. Hampton (12/22/17)
Rebounds	5 vs. JMU (11/10/19)
Assists	--
Turnovers	1 vs. Savannah State (12/19/17)
Blocks	--
Steals	1 vs. Austin Peay (11/13/17)
Minutes	4, 2x last vs. Savannah State (12/19/17)

## SEASON HIGHS

Points	3 vs. William & Mary (12/22/20)
FGs	1 vs. William & Mary (12/22/20)
3FGs	1 vs. William & Mary (12/22/20)
FTs	--
Rebounds	1 vs. Saint Francis (12/1/20)
Assists	--
Turnovers	--
Blocks	--
Steals	--
Minutes	2, 2x - last vs. William & Mary (12/22/20)



# 33 CARSON McCORKLE

Guard • 6-2 • 184  
Freshman  
Greensboro, N.C. • Greensboro Day School

## 2020-21 HIGHLIGHTS

- Had two assists in collegiate debut vs. Towson (11/25/20)
- Scored first career points and tallied two rebounds vs. Saint Francis (12/1/20)
- Had an assist and a steal vs. William & Mary (12/22/20)
- Played two minutes at Boston College (1/9/21)
- Scored career-high three points, hitting first collegiate 3-pointer, at Clemson (1/16/21)

## 2020-21 GAME-BY-GAME

Opponent	GP-GS	FG	3FG	FT	O-D	Reb	A	TO	Blk	Stl	PF	Min	Pts
Towson	1-0	0-2	0-2	0-0	1-2	1	2	0	0	0	1	5	0
San Francisco	DNP												
Saint Francis	2-0	1-2	0-1	0-0	0-2	2	0	0	0	0	0	5	2
Kent State	DNP												
William & Mary	3-0	0-0	0-0	0-0	0-0	0	1	0	0	1	0	3	0
Gonzaga	DNP												
Notre Dame	DNP												
Wake Forest	DNP												
Boston College	4-0	0-0	0-0	0-0	0-0	0	0	0	0	0	0	2	0
Notre Dame	DNP												
Clemson	5-0	1-1	1-1	0-0	0-1	1	1	0	0	0	0	4	3
Georgia Tech	DNP												
Syracuse	6-0	0-0	0-0	0-0	0-0	0	0	0	0	0	0	1	0
Virginia Tech	DNP												
NC State	DNP												
Pitt	DNP												

## CAREER/SEASON HIGHS

Points	3 at Clemson (1/16/21)
FGs	1, 2x - last at Clemson (1/16/21)
3FGs	1 at Clemson (1/16/21)
FTs	--
Rebounds	2 vs. Saint Francis (12/1/20)
Assists	2 vs. Towson (11/25/20)
Turnovers	--
Blocks	--
Steals	1 vs. William & Mary (12/22/20)
Minutes	5, 2x - last vs. Saint Francis (12/1/20)



2020-21 Virginia Basketball  
Virginia Combined Team Statistics (as of Feb 06, 2021)  
All games



Overall record: 13-3 Conf: 9-1 Home: 8-0 Away: 4-1 Neutral: 1-2

#	Player	gp-gs	min	avg	Total		3-Point		F-Throw		Rebounds				pf	dq	a	to	blk	stl	pts	avg
					fg-fga	fg%	3fg-fga	3fg%	ft-fa	ft%	off	def	tot	avg								
10	Sam Hauser	16-16	544	34.0	93-179	.520	39-91	.429	21-25	.840	18	94	112	7.0	20	0	27	19	5	8	246	15.4
30	Jay Huff	16-16	394	24.6	86-137	.628	23-48	.479	23-28	.821	18	82	100	6.3	42	1	18	20	36	8	218	13.6
25	Trey Murphy III	16-11	455	28.4	59-116	.509	35-73	.479	24-27	.889	9	45	54	3.4	27	0	19	10	6	10	177	11.1
00	Kiheï Clark	16-14	536	33.5	57-127	.449	10-36	.278	32-42	.762	3	24	27	1.7	19	0	72	34	0	11	156	9.8
13	Casey Morsell	14-3	244	17.4	33-77	.429	9-31	.290	5-6	.833	4	18	22	1.6	14	0	10	9	3	7	80	5.7
02	Reece Beekman	16-12	462	28.9	30-70	.429	7-22	.318	22-29	.759	3	42	45	2.8	22	0	43	18	4	24	89	5.6
23	Kody Stattmann	3-0	33	11.0	7-12	.583	0-2	.000	0-0	.000	0	7	7	2.3	1	0	2	0	0	1	14	4.7
53	Tomas Woldetensae	15-4	198	13.2	20-48	.417	16-36	.444	6-6	1.000	0	19	19	1.3	16	0	15	9	0	8	62	4.1
21	Kadin Shedrick	8-0	75	9.4	11-21	.524	0-1	.000	6-9	.667	12	11	23	2.9	9	0	3	6	4	2	28	3.5
04	Justin McKoy	13-4	131	10.1	17-38	.447	2-7	.286	8-9	.889	8	29	37	2.8	14	0	8	4	0	2	44	3.4
01	Jabri Abdur-Rahim	6-0	34	5.7	2-9	.222	1-6	.167	2-2	1.000	0	2	2	0.3	7	0	2	0	1	1	7	1.2
22	Francisco Caffaro	12-0	80	6.7	4-7	.571	0-0	.000	5-6	.833	7	7	14	1.2	13	0	2	6	0	0	13	1.1
33	Carson McCorkle	6-0	20	3.3	2-5	.400	1-4	.250	0-0	.000	1	3	4	0.7	1	0	4	0	0	1	5	0.8
24	Austin Katstra	4-0	6	1.5	1-4	.250	1-3	.333	0-0	.000	1	0	1	0.3	0	0	0	0	0	0	3	0.8
05	Jayden Nixon	2-0	4	2.0	0-0	.000	0-0	.000	0-0	.000	0	1	1	0.5	1	0	0	0	0	0	0	0.0
11	Malachi Poindexter	2-0	3	1.5	0-2	.000	0-2	.000	0-0	.000	0	0	0	0.0	0	0	0	0	0	0	0	0.0
12	Chase Coleman	4-0	6	1.5	0-0	.000	0-0	.000	0-0	.000	0	1	1	0.3	0	0	0	0	0	0	0	0.0
Team											15	20	35				9					
Total.....		16	3225		422-852	.495	144-362	.398	154-189	.815	99	405	504	31.5	206	1	225	144	59	83	1142	71.4
Opponents.....		16	3225		351-845	.415	111-327	.339	148-198	.747	116	346	462	28.9	200	-	183	162	32	76	961	60.1

TEAM STATISTICS	VA	OPP	Date	Opponent	Score	Att.
SCORING	1142	961	11/25/20	vs Towson	w 89-54	0
Points per game	71.4	60.1	11/27/20	vs San Francisco	L 60-61	0
Scoring margin	+11.3	-	12/01/20	SAINT FRANCIS (PA)	w 76-51	250
FIELD GOALS-ATT	422-852	351-845	12/04/20	KENT ST.	wot 71-64	250
Field goal pct	.495	.415	12/22/20	WILLIAM & MARY	w 76-40	250
3 POINT FG-ATT	144-362	111-327	12/26/20	vs Gonzaga	L 75-98	2795
3-point FG pct	.398	.339	* 12/30/20	at Notre Dame	w 66-57	86
3-pt FG made per game	9.0	6.9	* 01/06/21	WAKE FOREST	w 70-61	250
FREE THROWS-ATT	154-189	148-198	* 01/09/21	at Boston College	w 61-49	0
Free throw pct	.815	.747	* 01/13/21	NOTRE DAME	w 80-68	250
F-Throws made per game	9.6	9.3	* 01/16/21	at Clemson	w 85-50	1876
REBOUNDS	504	462	* 01/23/21	GEORGIA TECH	w 64-62	250
Rebounds per game	31.5	28.9	* 01/25/21	SYRACUSE	w 81-58	250
Rebounding margin	+2.6	-	* 01/30/21	at Virginia Tech	L 51-65	250
ASSISTS	225	183	* 02/03/21	at NC State	w 64-57	25
Assists per game	14.1	11.4	* 02/06/21	PITTSBURGH	w 73-66	0
TURNOVERS	144	162				
Turnovers per game	9.0	10.1				
Turnover margin	+1.1	-				
Assist/turnover ratio	1.6	1.1				
STEALS	83	76				
Steals per game	5.2	4.8				
BLOCKS	59	32				
Blocks per game	3.7	2.0				
ATTENDANCE	1750	5032				
Home games-Avg/Game	8-219	5-447				
Neutral site-Avg/Game	-	3-932				

Score by Periods	1st	2nd	OT	Totals
Virginia	524	609	9	1142
Opponents	398	561	2	961

\* - Conference game





2020-21 Virginia Basketball  
Virginia Combined Team Statistics (as of Feb 06, 2021)  
Conference games



RECORD:	OVERALL	HOME	AWAY	NEUTRAL
ALL GAMES	9-1	5-0	4-1	0-0
CONFERENCE	9-1	5-0	4-1	0-0
NON-CONFERENCE	0-0	0-0	0-0	0-0

#	Player	gp-gs	Total		3-Point		F-Throw		Rebounds				PF/DQ			AST			pts	avg		
			min	avg	fg-fga	fg%	3fg-fga	3fg%	ft-fa	ft%	off	def	tot	avg	pf	dq	a	to			blk	stl
10	Sam Hauser	10-10	357	35.7	63-120	.525	29-64	.453	14-17	.824	10	67	77	7.7	16	0	17	10	3	7	169	16.9
30	Jay Huff	10-10	270	27.0	60-99	.606	18-38	.474	13-16	.813	9	54	63	6.3	32	1	15	16	20	7	151	15.1
25	Trey Murphy III	10-10	318	31.8	36-74	.486	20-46	.435	12-12	1.000	5	30	35	3.5	19	0	11	7	5	5	104	10.4
00	Kiheil Clark	10-10	358	35.8	41-90	.456	8-28	.286	11-15	.733	3	17	20	2.0	11	0	53	19	0	8	101	10.1
02	Reece Beekman	10-9	322	32.2	17-46	.370	4-15	.267	22-27	.815	3	27	30	3.0	13	0	29	13	3	16	60	6.0
13	Casey Morsell	8-1	155	19.4	19-46	.413	7-20	.350	1-2	.500	1	13	14	1.8	9	0	5	4	1	4	46	5.8
53	Tomas Woldetensae	9-0	90	10.0	9-22	.409	8-16	.500	2-2	1.000	0	11	11	1.2	4	0	7	4	0	3	28	3.1
04	Justin McKoy	7-0	46	6.6	8-17	.471	0-1	.000	0-0	.000	7	12	19	2.7	9	0	1	0	0	0	16	2.3
21	Kadin Shedrick	2-0	7	3.5	2-3	.667	0-0	.000	0-0	.000	0	1	1	0.5	0	0	0	1	0	0	4	2.0
22	Francisco Caffaro	8-0	62	7.8	4-6	.667	0-0	.000	3-4	.750	6	5	11	1.4	10	0	1	6	0	0	11	1.4
01	Jabri Abdur-Rahim	2-0	6	3.0	1-3	.333	0-1	.000	0-0	.000	0	0	0	0.0	0	0	1	0	0	0	2	1.0
33	Carson McCorkle	3-0	7	2.3	1-1	1.000	1-1	1.000	0-0	.000	0	1	1	0.3	0	0	1	0	0	0	3	1.0
12	Chase Coleman	1-0	1	1.0	0-0	.000	0-0	.000	0-0	.000	0	0	0	0.0	0	0	0	0	0	0	0	0.0
24	Austin Katstra	1-0	1	1.0	0-0	.000	0-0	.000	0-0	.000	0	0	0	0.0	0	0	0	0	0	0	0	0.0
Team											8	14	22				7					
Total.....		10	2000		261-527	.495	95-230	.413	78-95	.821	52	252	304	30.4	123	1	141	87	32	50	695	69.5
Opponents.....		10	2000		218-517	.422	62-190	.326	95-128	.742	66	223	289	28.9	105	-	106	98	27	45	593	59.3

TEAM STATISTICS	VA	OPP	Date	Opponent	Score	Att.
SCORING	695	593	* 12/30/20	at Notre Dame	w 66-57	86
Points per game	69.5	59.3	* 01/06/21	WAKE FOREST	w 70-61	250
Scoring margin	+10.2	-	* 01/09/21	at Boston College	w 61-49	0
FIELD GOALS-ATT	261-527	218-517	* 01/13/21	NOTRE DAME	w 80-68	250
Field goal pct	.495	.422	* 01/16/21	at Clemson	w 85-50	1876
3 POINT FG-ATT	95-230	62-190	* 01/23/21	GEORGIA TECH	w 64-62	250
3-point FG pct	.413	.326	* 01/25/21	SYRACUSE	w 81-58	250
3-pt FG made per game	9.5	6.2	* 01/30/21	at Virginia Tech	L 51-65	250
FREE THROWS-ATT	78-95	95-128	* 02/03/21	at NC State	w 64-57	25
Free throw pct	.821	.742	* 02/06/21	PITTSBURGH	w 73-66	0
F-Throws made per game	7.8	9.5				
REBOUNDS	304	289				
Rebounds per game	30.4	28.9				
Rebounding margin	+1.5	-				
ASSISTS	141	106				
Assists per game	14.1	10.6				
TURNOVERS	87	98				
Turnovers per game	8.7	9.8				
Turnover margin	+1.1	-				
Assist/turnover ratio	1.6	1.1				
STEALS	50	45				
Steals per game	5.0	4.5				
BLOCKS	32	27				
Blocks per game	3.2	2.7				
ATTENDANCE	1000	2237				
Home games-Avg/Game	5-200	5-447				
Neutral site-Avg/Game	-	0-0				

Score by Periods	1st	2nd	Totals
Virginia	317	378	695
Opponents	265	328	593

\* - Conference game



2020-21 Virginia Basketball  
Virginia Team Game-by-Game Comparison (as of Feb 06, 2021)  
All games



Opponent	1st	2nd	Score	Mar	Total FG	FG Pct	3-Pointers	3FG Pct	Free Throws	FT Pct	Rebounds	Assist	T/Over	Block	Steal	Fouls
Towson	42/19	47/35	89-54	+35	35-63/18-49	.556/.367	15-29/7-16	.517/.438	4-4/11-14	1000/.786	34/26 +8	17/9	6/10	5/0	7/1	14/9
San Francisco	24/21	36/40	60-61	(1)	21-51/23-58	.412/.397	3-12/13-28	.250/.464	15-18/2-4	.833/.500	36/32 +4	5/14	8/8	6/3	3/6	12/16
SAINT FRANCIS (PA)	45/13	31/38	76-51	+25	30-58/18-50	.517/.360	5-22/7-24	.227/.292	11-12/8-13	.917/.615	38/25 +13	18/10	9/10	3/0	5/5	15/12
KENT ST.	29/22	33/40	71-64	+7	21-44/25-63	.477/.397	7-18/9-32	.389/.281	22-30/5-6	.733/.833	32/30 +2	14/12	12/12	4/0	6/8	13/25
WILLIAM & MARY	36/14	40/26	76-40	+36	28-55/14-50	.509/.280	9-26/3-17	.346/.176	11-14/9-10	.786/.900	35/29 +6	16/6	7/17	5/0	8/3	9/16
Gonzaga	31/44	44/54	75-98	(23)	26-54/35-58	.481/.603	10-25/10-20	.400/.500	13-16/18-23	.813/.783	25/31 (6)	14/26	15/7	4/2	4/8	20/17
Notre Dame	30/24	36/33	66-57	+9	27-58/18-45	.466/.400	8-26/5-20	.308/.250	4-8/16-21	.500/.762	35/31 +4	14/13	5/7	3/1	3/3	15/11
WAKE FOREST	34/39	36/22	70-61	+9	28-52/23-45	.538/.511	6-20/10-19	.300/.526	8-10/5-11	.800/.455	26/26 -	11/12	6/13	1/1	10/4	8/12
Boston College	29/26	32/23	61-49	+12	24-53/17-55	.453/.309	4-15/6-21	.267/.286	9-10/9-15	.900/.600	33/37 (4)	7/9	7/11	6/6	3/3	15/10
NOTRE DAME	37/25	43/43	80-68	+12	31-57/22-51	.544/.431	12-24/5-22	.500/.227	6-7/19-20	.857/.950	29/27 +2	16/10	8/7	3/2	3/4	17/8
Clemson	33/17	52/33	85-50	+35	34-56/21-52	.607/.404	15-27/5-23	.556/.217	2-2/3-4	1000/.750	33/21 +12	22/7	7/9	1/2	6/2	8/8
GEORGIA TECH	32/36	32/26	64-62	+2	25-52/24-53	.481/.453	8-18/9-15	.444/.600	6-7/5-6	.857/.833	32/25 +7	14/12	9/6	7/8	2/8	8/11
SYRACUSE	35/26	46/32	81-58	+23	29-59/22-59	.492/.373	14-31/5-24	.452/.208	9-11/9-10	.818/.900	41/28 +13	23/10	13/12	5/2	7/9	8/10
Virginia Tech	29/21	22/44	51-65	(14)	19-52/22-44	.365/.500	10-28/9-18	.357/.500	3-4/12-14	.750/.857	24/30 (6)	9/13	9/12	1/4	6/2	16/8
NC State	28/24	36/33	64-57	+7	19-41/23-53	.463/.434	6-17/4-14	.353/.286	20-22/7-12	.909/.583	24/31 (7)	12/9	11/12	3/0	5/6	13/16
PITTSBURGH	30/27	43/39	73-66	+7	25-47/26-60	.532/.433	12-24/4-14	.500/.286	11-14/10-15	.786/.667	27/33 (6)	13/11	12/9	2/1	5/4	15/11

Note: Game totals are displayed in the format TEAM/OPPONENT for each category



2020-21 Virginia Basketball  
Virginia Points-Rebounds-Assists (as of Feb 06, 2021)  
All games



Opponent	Date	Score		00	01	02	04	05	10	11
				CLARK,KIHE	ABDUR-RAHI	BEEKMAN,RE	MCKOY,JUST	NIXON,JAYD	HAUSER,SAM	POINDEXTER
vs Towson	11/25/20	89-54	w	7-0-3	3-0-0	3-2-2	2-5-3	0-1-0	19-8-3	0-0-0
vs San Francisco	11/27/20	60-61	L	9-2-2	DNP	11-4-0	11-6-1	DNP	10-6-0	DNP
SAINT FRANCIS (PA)	12/01/20	76-51	w	0-0-3	0-1-1	2-2-4	7-2-1	DNP	11-6-0	0-0-0
KENT ST.	12/04/20	71-64	w	14-1-3	DNP	4-3-0	0-2-1	DNP	18-7-4	DNP
WILLIAM & MARY	12/22/20	76-40	w	6-2-4	2-1-0	6-2-4	3-1-1	0-0-0	9-3-2	DNP
vs Gonzaga	12/26/20	75-98	L	19-2-4	0-0-0	3-2-4	5-2-0	DNP	10-5-1	DNP
at Notre Dame	12/30/20	66-57	w	19-3-5	DNP	0-1-0	6-6-1	DNP	13-10-4	DNP
WAKE FOREST	01/06/21	70-61	w	10-1-3	DNP	12-1-3	6-5-0	DNP	16-11-3	DNP
at Boston College	01/09/21	61-49	w	12-3-3	DNP	4-3-3	2-4-0	DNP	17-10-1	DNP
NOTRE DAME	01/13/21	80-68	w	12-1-6	DNP	7-4-3	DNP	DNP	15-9-1	DNP
at Clemson	01/16/21	85-50	w	12-0-5	2-0-1	8-5-6	0-1-0	DNP	14-8-2	DNP
GEORGIA TECH	01/23/21	64-62	w	2-3-8	DNP	6-5-3	DNP	DNP	22-6-0	DNP
SYRACUSE	01/25/21	81-58	w	4-4-9	0-0-0	10-5-5	0-0-0	DNP	21-7-3	DNP
at Virginia Tech	01/30/21	51-65	L	11-2-0	DNP	1-1-3	2-2-0	DNP	10-5-1	DNP
at NC State	02/03/21	64-57	w	8-2-6	DNP	8-5-1	0-1-0	DNP	18-5-1	DNP
PITTSBURGH	02/06/21	73-66	w	11-1-8	DNP	4-0-2	DNP	DNP	23-6-1	DNP

Opponent	Date	Score		12	13	21	22	23	24	25
				COLEMAN,CH	MORSELL,CA	SHEDRICK,K	CAFFARO,FR	STATTMANN,	KATSTRA,AU	III,TREY M
vs Towson	11/25/20	89-54	w	0-1-0	5-4-2	2-0-1	0-1-0	8-2-0	0-0-0	21-3-0
vs San Francisco	11/27/20	60-61	L	DNP	4-1-0	0-3-0	DNP	2-1-0	DNP	4-1-0
SAINT FRANCIS (PA)	12/01/20	76-51	w	0-0-0	7-0-2	12-8-0	0-0-0	4-4-2	0-1-0	10-4-1
KENT ST.	12/04/20	71-64	w	DNP	4-0-1	0-0-0	DNP	DNP	DNP	8-4-2
WILLIAM & MARY	12/22/20	76-40	w	0-0-0	6-2-0	10-7-0	2-2-0	DNP	3-0-0	15-4-3
vs Gonzaga	12/26/20	75-98	L	DNP	8-1-0	0-4-2	0-0-1	DNP	DNP	15-3-2
at Notre Dame	12/30/20	66-57	w	DNP	6-2-1	2-1-0	DNP	DNP	DNP	5-4-1
WAKE FOREST	01/06/21	70-61	w	DNP	DNP	2-0-0	DNP	DNP	DNP	13-1-2
at Boston College	01/09/21	61-49	w	DNP	DNP	DNP	0-0-0	DNP	DNP	8-4-0
NOTRE DAME	01/13/21	80-68	w	DNP	15-4-0	DNP	3-1-1	DNP	DNP	10-0-4
at Clemson	01/16/21	85-50	w	0-0-0	5-1-0	DNP	2-2-0	DNP	0-0-0	13-3-1
GEORGIA TECH	01/23/21	64-62	w	DNP	9-4-1	DNP	4-3-0	DNP	DNP	3-1-0
SYRACUSE	01/25/21	81-58	w	DNP	7-2-0	DNP	2-2-0	DNP	DNP	16-7-2
at Virginia Tech	01/30/21	51-65	L	DNP	4-1-2	DNP	0-2-0	DNP	DNP	10-6-1
at NC State	02/03/21	64-57	w	DNP	0-0-1	DNP	0-0-0	DNP	DNP	18-5-0
PITTSBURGH	02/06/21	73-66	w	DNP	0-0-0	DNP	0-1-0	DNP	DNP	8-4-0



2020-21 Virginia Basketball  
Virginia Points-Rebounds-Assists (as of Feb 06, 2021)  
All games



Opponent	Date	Score		30	33	53
				HUFF,JAY	MCCORKLE,C	WOLDETENSA
vs Towson	11/25/20	89-54	w	14-4-0	0-1-2	5-2-1
vs San Francisco	11/27/20	60-61	L	4-7-1	DNP	5-0-1
SAINT FRANCIS (PA)	12/01/20	76-51	w	13-5-0	2-2-0	8-3-4
KENT ST.	12/04/20	71-64	w	18-11-1	DNP	5-1-2
WILLIAM & MARY	12/22/20	76-40	w	9-4-1	0-0-1	5-2-0
vs Gonzaga	12/26/20	75-98	L	9-6-0	DNP	6-0-0
at Notre Dame	12/30/20	66-57	w	15-5-1	DNP	0-1-1
WAKE FOREST	01/06/21	70-61	w	11-3-0	DNP	0-2-0
at Boston College	01/09/21	61-49	w	18-8-0	0-0-0	0-0-0
NOTRE DAME	01/13/21	80-68	w	18-5-1	DNP	DNP
at Clemson	01/16/21	85-50	w	12-7-5	3-1-1	14-5-1
GEORGIA TECH	01/23/21	64-62	w	18-5-2	DNP	0-0-0
SYRACUSE	01/25/21	81-58	w	21-12-2	0-0-0	0-1-2
at Virginia Tech	01/30/21	51-65	L	13-4-1	DNP	0-0-1
at NC State	02/03/21	64-57	w	12-6-3	DNP	0-0-0
PITTSBURGH	02/06/21	73-66	w	13-8-0	DNP	14-2-2



2020-21 Virginia Basketball  
Virginia Game-by-Game Highs (as of Feb 06, 2021)  
All games



Opponent	Date	Score	Points	Rebounds	Assists	Steals	Blocked shots
vs Towson	11/25/20	89-54	21-Trey Murphy III	8-Sam Hauser	3-Justin McKoy Kihei Clark Sam Hauser	2-Reece Beekman Casey Morsell	3-Jay Huff
vs San Francisco	11/27/20	60-61	11-Justin McKoy Reece Beekman	7-Jay Huff	2-Kihei Clark	1-Kihei Clark Trey Murphy III Kody Statmann	2-Jay Huff
SAINT FRANCIS (PA)	12/01/20	76-51	13-Jay Huff	8-Kadin Shedrick	4-Tomas Woldetensa Reece Beekman	3-Reece Beekman	3-Jay Huff
KENT ST.	12/04/20	71-64	18-Sam Hauser Jay Huff	11-Jay Huff	4-Sam Hauser	2-Tomas Woldetensa Trey Murphy III Reece Beekman	2-Jay Huff
WILLIAM & MARY	12/22/20	76-40	15-Trey Murphy III	7-Kadin Shedrick	4-Reece Beekman Kihei Clark	2-Kihei Clark	3-Jay Huff
vs Gonzaga	12/26/20	75-98	19-Kihei Clark	6-Jay Huff	4-Kihei Clark Reece Beekman	1-Tomas Woldetensa Trey Murphy III Sam Hauser Kadin Shedrick	3-Jay Huff
at Notre Dame	12/30/20	66-57	19-Kihei Clark	10-Sam Hauser	5-Kihei Clark	2-Casey Morsell	1-Casey Morsell Jay Huff Trey Murphy III
WAKE FOREST	01/06/21	70-61	16-Sam Hauser	11-Sam Hauser	3-Sam Hauser Kihei Clark Reece Beekman	5-Reece Beekman	1-Jay Huff
at Boston College	01/09/21	61-49	18-Jay Huff	10-Sam Hauser	3-Kihei Clark Reece Beekman	2-Sam Hauser	5-Jay Huff
NOTRE DAME	01/13/21	80-68	18-Jay Huff	9-Sam Hauser	6-Kihei Clark	3-Reece Beekman	2-Jay Huff
at Clemson	01/16/21	85-50	14-Tomas Woldetensa Sam Hauser	8-Sam Hauser	6-Reece Beekman	2-Reece Beekman Tomas Woldetensae	1-Sam Hauser
GEORGIA TECH	01/23/21	64-62	22-Sam Hauser	6-Sam Hauser	8-Kihei Clark	1-Reece Beekman Sam Hauser	5-Jay Huff
SYRACUSE	01/25/21	81-58	21-Jay Huff Sam Hauser	12-Jay Huff	9-Kihei Clark	2-Reece Beekman Kihei Clark	2-Jay Huff Trey Murphy III
at Virginia Tech	01/30/21	51-65	13-Jay Huff	6-Trey Murphy III	3-Reece Beekman	1-Trey Murphy III Jay Huff Casey Morsell Kihei Clark Tomas Woldetensae Sam Hauser	1-Jay Huff
at NC State	02/03/21	64-57	18-Sam Hauser Trey Murphy III	6-Jay Huff	6-Kihei Clark	2-Kihei Clark	2-Reece Beekman Jay Huff
PITTSBURGH	02/06/21	73-66	23-Sam Hauser	8-Jay Huff	8-Kihei Clark	2-Reece Beekman Trey Murphy III	2-Jay Huff



# Individual Career History



## Jabri Abdur-Rahim

Season	gp-gs	min/avg	Total		3-Point		F-Throws		Rebounds				Scoring							
			fg-fga	pct	fg-fga	pct	ft-fta	pct	off	def	tot	avg	pf	fo	ast	to	blk	stl	pts	avg
2020-21	6-0	34/5.7	2-9	.222	1-6	.167	2-2	1.000	0	2	2	0.3	7	0	2	0	1	1	7	1.2
TOTAL	6-0	34/5.7	2-9	.222	1-6	.167	2-2	1.000	0	2	2	0.3	7	0	2	0	1	1	7	1.2

## Reece Beekman

Season	gp-gs	min/avg	Total		3-Point		F-Throws		Rebounds				Scoring							
			fg-fga	pct	fg-fga	pct	ft-fta	pct	off	def	tot	avg	pf	fo	ast	to	blk	stl	pts	avg
2020-21	16-12	462/28.9	30-70	.429	7-22	.318	22-29	.759	3	42	45	2.8	22	0	43	18	4	24	89	5.6
TOTAL	16-12	462/28.9	30-70	.429	7-22	.318	22-29	.759	3	42	45	2.8	22	0	43	18	4	24	89	5.6

## Francisco Caffaro

Season	gp-gs	min/avg	Total		3-Point		F-Throws		Rebounds				Scoring							
			fg-fga	pct	fg-fga	pct	ft-fta	pct	off	def	tot	avg	pf	fo	ast	to	blk	stl	pts	avg
2019-20	20-2	152/7.6	9-17	.529	0-0	.000	10-15	.667	10	14	24	1.2	24	0	0	9	5	2	28	1.4
2020-21	12-0	80/6.7	4-7	.571	0-0	.000	5-6	.833	7	7	14	1.2	13	0	2	6	0	0	13	1.1
TOTAL	32-2	232/7.3	13-24	.542	0-0	.000	15-21	.714	17	21	38	1.2	37	0	2	15	5	2	41	1.3

## Kihei Clark

Season	gp-gs	min/avg	Total		3-Point		F-Throws		Rebounds				Scoring							
			fg-fga	pct	fg-fga	pct	ft-fta	pct	off	def	tot	avg	pf	fo	ast	to	blk	stl	pts	avg
2018-19	38-20	1018/26.8	55-157	.350	29-85	.341	33-40	.825	16	73	89	2.3	52	0	97	39	0	28	172	4.5
2019-20	30-30	1114/37.1	105-280	.375	36-96	.375	78-89	.876	11	114	125	4.2	54	0	176	105	3	37	324	10.8
2020-21	16-14	536/33.5	57-127	.449	10-36	.278	32-42	.762	3	24	27	1.7	19	0	72	34	0	11	156	9.8
TOTAL	84-64	2668/31.8	217-564	.385	75-217	.346	143-171	.836	30	211	241	2.9	125	0	345	178	3	76	652	7.8

## Chase Coleman

Season	gp-gs	min/avg	Total		3-Point		F-Throws		Rebounds				Scoring							
			fg-fga	pct	fg-fga	pct	ft-fta	pct	off	def	tot	avg	pf	fo	ast	to	blk	stl	pts	avg
2019-20	17-0	87/5.1	5-18	.278	2-8	.250	0-0	.000	0	8	8	0.5	9	0	4	7	0	5	12	0.7
2020-21	4-0	6/1.5	0-0	.000	0-0	.000	0-0	.000	0	1	1	0.3	0	0	0	0	0	0	0	0.0
TOTAL	21-0	93/4.4	5-18	.278	2-8	.250	0-0	.000	0	9	9	0.4	9	0	4	7	0	5	12	0.6

## Sam Hauser

Season	gp-gs	min/avg	Total		3-Point		F-Throws		Rebounds				Scoring							
			fg-fga	pct	fg-fga	pct	ft-fta	pct	off	def	tot	avg	pf	fo	ast	to	blk	stl	pts	avg
2020-21	16-16	544/34.0	93-179	.520	39-91	.429	21-25	.840	18	94	112	7.0	20	0	27	19	5	8	246	15.4
TOTAL	16-16	544/34.0	93-179	.520	39-91	.429	21-25	.840	18	94	112	7.0	20	0	27	19	5	8	246	15.4

## Jay Huff

Season	gp-gs	min/avg	Total		3-Point		F-Throws		Rebounds				Scoring							
			fg-fga	pct	fg-fga	pct	ft-fta	pct	off	def	tot	avg	pf	fo	ast	to	blk	stl	pts	avg
2017-18	12-0	106/8.8	17-25	.680	2-7	.286	5-8	.625	6	17	23	1.9	14	1	4	4	14	1	41	3.4
2018-19	34-0	318/9.4	58-96	.604	14-31	.452	20-30	.667	19	54	73	2.1	50	0	8	17	25	8	150	4.4
2019-20	30-18	748/24.9	105-184	.571	19-53	.358	27-50	.540	57	129	186	6.2	72	2	24	32	61	11	256	8.5
2020-21	16-16	394/24.6	86-137	.628	23-48	.479	23-28	.821	18	82	100	6.3	42	1	18	20	36	8	218	13.6
TOTAL	92-34	1566/17.0	266-442	.602	58-139	.417	75-116	.647	100	282	382	4.2	178	4	54	73	136	28	665	7.2



# Individual Career History

## Trey Murphy III

Season	gp-gs	min/avg	Total		3-Point		F-Throws		Rebounds				Scoring							
			fg-fga	pct	fg-fga	pct	ft-fta	pct	off	def	tot	avg	pf	fo	ast	to	blk	stl	pts	avg
2020-21	16-11	455/28.4	59-116	.509	35-73	.479	24-27	.889	9	45	54	3.4	27	0	19	10	6	10	177	11.1
TOTAL	16-11	455/28.4	59-116	.509	35-73	.479	24-27	.889	9	45	54	3.4	27	0	19	10	6	10	177	11.1

## Austin Katstra

Season	gp-gs	min/avg	Total		3-Point		F-Throws		Rebounds				Scoring							
			fg-fga	pct	fg-fga	pct	ft-fta	pct	off	def	tot	avg	pf	fo	ast	to	blk	stl	pts	avg
2017-18	10-0	19/1.9	4-7	.571	1-4	.250	1-2	.500	0	5	5	0.5	1	0	0	1	0	1	10	1.0
2018-19	11-0	29/2.6	4-10	.400	2-8	.250	0-0	.000	1	5	6	0.5	4	0	3	1	1	0	10	0.9
2019-20	1-0	3/3.0	0-2	.000	0-0	.000	0-0	.000	0	5	5	5.0	0	0	0	0	0	0	0	0.0
2020-21	4-0	6/1.5	1-4	.250	1-3	.333	0-0	.000	1	0	1	0.3	0	0	0	0	0	0	3	0.8
TOTAL	26-0	57/2.2	9-23	.391	4-15	.267	1-2	.500	2	15	17	0.7	5	0	3	2	1	1	23	0.9

## Carson McCorkle

Season	gp-gs	min/avg	Total		3-Point		F-Throws		Rebounds				Scoring							
			fg-fga	pct	fg-fga	pct	ft-fta	pct	off	def	tot	avg	pf	fo	ast	to	blk	stl	pts	avg
2020-21	6-0	20/3.3	2-5	.400	1-4	.250	0-0	.000	1	3	4	0.7	1	0	4	0	0	1	5	0.8
TOTAL	6-0	20/3.3	2-5	.400	1-4	.250	0-0	.000	1	3	4	0.7	1	0	4	0	0	1	5	0.8

## Justin McKoy

Season	gp-gs	min/avg	Total		3-Point		F-Throws		Rebounds				Scoring							
			fg-fga	pct	fg-fga	pct	ft-fta	pct	off	def	tot	avg	pf	fo	ast	to	blk	stl	pts	avg
2019-20	14-0	103/7.4	5-13	.385	0-0	.000	4-6	.667	5	10	15	1.1	11	0	1	3	1	1	14	1.0
2020-21	13-4	131/10.1	17-38	.447	2-7	.286	8-9	.889	8	29	37	2.8	14	0	8	4	0	2	44	3.4
TOTAL	27-4	234/8.7	22-51	.431	2-7	.286	12-15	.800	13	39	52	1.9	25	0	9	7	1	3	58	2.1

## Casey Morsell

Season	gp-gs	min/avg	Total		3-Point		F-Throws		Rebounds				Scoring							
			fg-fga	pct	fg-fga	pct	ft-fta	pct	off	def	tot	avg	pf	fo	ast	to	blk	stl	pts	avg
2019-20	30-13	654/21.8	46-166	.277	15-85	.176	12-14	.857	8	43	51	1.7	49	0	22	26	5	18	119	4.0
2020-21	14-3	244/17.4	33-77	.429	9-31	.290	5-6	.833	4	18	22	1.6	14	0	10	9	3	7	80	5.7
TOTAL	44-16	898/20.4	79-243	.325	24-116	.207	17-20	.850	12	61	73	1.7	63	0	32	35	8	25	199	4.5

## Jayden Nixon

Season	gp-gs	min/avg	Total		3-Point		F-Throws		Rebounds				Scoring							
			fg-fga	pct	fg-fga	pct	ft-fta	pct	off	def	tot	avg	pf	fo	ast	to	blk	stl	pts	avg
2018-19	14-0	43/3.1	3-10	.300	0-3	.000	2-4	.500	3	5	8	0.6	10	0	1	4	2	2	8	0.6
2019-20	5-0	18/3.6	1-2	.500	0-1	.000	0-0	.000	1	1	2	0.4	1	0	0	2	0	0	2	0.4
2020-21	2-0	4/2.0	0-0	.000	0-0	.000	0-0	.000	0	1	1	0.5	1	0	0	0	0	0	0	0.0
TOTAL	21-0	65/3.1	4-12	.333	0-4	.000	2-4	.500	4	7	11	0.5	12	0	1	6	2	2	10	0.5

## Malachi Poindexter

Season	gp-gs	min/avg	Total		3-Point		F-Throws		Rebounds				Scoring							
			fg-fga	pct	fg-fga	pct	ft-fta	pct	off	def	tot	avg	pf	fo	ast	to	blk	stl	pts	avg
2020-21	2-0	3/1.5	0-2	.000	0-2	.000	0-0	.000	0	0	0	0.0	0	0	0	0	0	0	0	0.0
TOTAL	2-0	3/1.5	0-2	.000	0-2	.000	0-0	.000	0	0	0	0.0	0	0	0	0	0	0	0	0.0

## Kadin Shedrick

Season	gp-gs	min/avg	Total		3-Point		F-Throws		Rebounds				Scoring							
			fg-fga	pct	fg-fga	pct	ft-fta	pct	off	def	tot	avg	pf	fo	ast	to	blk	stl	pts	avg
2020-21	8-0	75/9.4	11-21	.524	0-1	.000	6-9	.667	12	11	23	2.9	9	0	3	6	4	2	28	3.5
TOTAL	8-0	75/9.4	11-21	.524	0-1	.000	6-9	.667	12	11	23	2.9	9	0	3	6	4	2	28	3.5



# Individual Career History

## Kody Stattmann

Season	gp-gs	min/avg	Total		3-Point		F-Throws		Rebounds				Scoring							
			fg-fga	pct	fg-fga	pct	ft-fta	pct	off	def	tot	avg	pf	fo	ast	to	blk	stl	pts	avg
2018-19	18-0	73/4.1	9-21	.429	4-15	.267	8-9	.889	2	9	11	0.6	8	0	2	5	0	1	30	1.7
2019-20	24-10	514/21.4	33-98	.337	14-52	.269	6-9	.667	10	48	58	2.4	24	0	16	21	10	9	86	3.6
2020-21	3-0	33/11.0	7-12	.583	0-2	.000	0-0	.000	0	7	7	2.3	1	0	2	0	0	1	14	4.7
TOTAL	45-10	620/13.8	49-131	.374	18-69	.261	14-18	.778	12	64	76	1.7	33	0	20	26	10	11	130	2.9

## Tomas Woldetensae

Season	gp-gs	min/avg	Total		3-Point		F-Throws		Rebounds				Scoring							
			fg-fga	pct	fg-fga	pct	ft-fta	pct	off	def	tot	avg	pf	fo	ast	to	blk	stl	pts	avg
2019-20	29-22	785/27.1	65-187	.348	52-144	.361	8-9	.889	5	58	63	2.2	52	0	33	30	8	23	190	6.6
2020-21	15-4	198/13.2	20-48	.417	16-36	.444	6-6	1.000	0	19	19	1.3	16	0	15	9	0	8	62	4.1
TOTAL	44-26	983/22.3	85-235	.362	68-180	.378	14-15	.933	5	77	82	1.9	68	0	48	39	8	31	252	5.7