VIRGINIA™

VIRGINIA ATHLETICS MEDIA RELATIONS
295 Massie Road, Room 154
Charlottesville, VA 22904
Men's Basketball Contact: Erich Bacher
O: (434) 982-5530 **C:** (720) 318-5538
E-mail: bacher@virginia.edu
Web: VirginiaSports.com
Twitter: @UVAMensHoops, @ErichJBacher

24 NCAA TOURNAMENT APPEARANCES · 2019 NCAA CHAMPIONS · 3 NCAA FINAL FOURS · 11 ALL-AMERICANS · 27 ALL-ACC FIRST TEAM SELECTIONS

GAME INFORMATION

Date / Time: Saturday, March 20, 2021 / 7:15 p.m. ET
Site: Bloomington, Ind. / Assembly Hall (17,222)
truTV: Carter Blackburn, Debbie Antonelli & Dana Jacobson
Online: ncaa.com/marchmadnesslive
Virginia Sports Radio Network: Dave Koehn & Jimmy Miller
Westwood One/NCAA Radio: Ted Emrich & Kyle Macy
Sirius (134), XM (201), Internet (964)
& WestwoodOneSports.com/madness
Live Stats/Twitter: VirginiaSports.com/@UVAMensHoops
Virginia All-Time vs. Ohio: 1-2
Charlottesville: 1-1 (1-1 at University Hall)
Athens: 0-1
First Meeting: Nov. 18, 1994 (Ohio 94, @Virginia 83)
Last Meeting: Feb. 26, 2003 (@Ohio 78, Virginia 72)
Winning Streak: Ohio, 1 game
Virginia vs. Mid-American Conference: 3-3

2020-21 SCHEDULE/RESULTS - 18-6, 13-4 ACC

Date	Opponent	TV	Time/Result
Nov. 25	[4] vs. Towson ^	TBA	W, 89-54
Nov. 27	[4] vs. San Francisco ^	ESPN	L, 61-60
Dec. 1	**[15] St. Francis (Pa.)**	**ACCN**	**W, 76-51**
Dec. 4	**[15] Kent State**	**ACCN**	**W, 71-64 ot**
Dec. 9	**[18] Michigan St. (4) %**	**ESPN**	**Postponed**
Dec. 16	[17] at Wake Forest *	ACCN	Postponed
Dec. 19	[17] vs. Villanova (7) #	FOX	Canceled
Dec. 22	**[16] William & Mary**	**ACCN**	**W, 76-40**
Dec. 26	[16] vs. Gonzaga (1) &	CBS	L, 98-75
Dec. 30	[23] at Notre Dame *	ACCN	W, 66-57
Jan. 2	**[23] Virginia Tech (24) ***	**ACCN**	**Postponed**
Jan. 6	**[22] Wake Forest ***	**RSN**	**W, 70-61**
Jan. 9	[22] at Boston College *	ACCN	W, 61-49
Jan. 13	**[18] Notre Dame ***	**ACCN**	**W, 80-68**
Jan. 16	[18] at Clemson (12) *	ESPN	W, 85-50
Jan. 23	**[13] Georgia Tech ***	**ACCN**	**W, 64-62**
Jan. 25	**[8] Syracuse ***	**ESPN**	**W, 81-58**
Jan. 30	[8] at Virginia Tech (20) *	ACCN	L, 65-51
Feb. 3	[14] at NC State *	ACCN	W, 64-57
Feb. 6	**[14] Pitt ***	**ESPN**	**W, 73-66**
Feb. 10	[9] at Georgia Tech *	RSN	W, 57-49
Feb. 13	**[9] No. Carolina (RV) ***	**ESPN**	**W, 60-48**
Feb. 15	[9] at Florida St. (17) *	ESPN	L, 81-60
Feb. 20	[7] at Duke *	ESPN	L, 66-65
Feb. 24	**[15] NC State ***	**ACCN**	**L, 68-61**
Mar. 1	**[21] Miami ***	**ACCN**	**W, 62-51**
Mar. 6	[21] at Louisville *	ESPN2	W, 68-58
Mar. 11	[16] Syracuse **	ESPN2	W, 72-69
Mar. 12	[16] Georgia Tech **	ESPN2	Canceled
Mar. 20	[15) Ohio &	truTV	7:15 p.m.

Home Games in Bold
^ - Bubbleville, Uncasville, Conn.
# - Madison Square Garden, New York, N.Y.
% - ACC/B1G Challenge
* - ACC game
** - ACC Tournament game
& - NCAA Tournament game
All Times Eastern

PRONUNCIATION GUIDE

Jabri Abdur-Rahim	Juh-Bree Ab-der Ruh-heem
Kihei Clark	Key-Hey
Francisco Caffaro	Cuh-FAR-oh
Sam Hauser	How-Zer
Casey Morsell	More-SELL
Tomas Woldetensae	Thomas Wool-duh-TEN-sigh

NO. 4 SEED VIRGINIA CAVALIERS (18-6)

Head Coach: Tony Bennett (Green Bay, 1992)
Virginia: 295-102 (12th season), Career: 364-135 (15th season)

VS.

NO. 13 SEED OHIO BOBCATS (16-7)

Head Coach: Jeff Boals (Ohio, 1995)
Ohio: 33-22 (2nd season), Career: 88-63 (5th season)

FOR OPENERS

· No. 4 Seed Virginia (18-6) will play No. 13 Seed Ohio (16-7) in the first round of the NCAA Tournament on Saturday, March 20. Tipoff at Assembly Hall in Bloomington, Ind., is set for 7:15 p.m. on truTV.
· UVA earned an at-large bid into the NCAA Tournament, while Ohio earned the Mid American Conference's automatic bid.
· Virginia earned its school-record seventh straight NCAA Tournament appearance and third No. 4 seed in school history.
· UVA has won 18 or more games for the 10th straight season under four-time ACC Coach of the Year Tony Bennett.
· Virginia is 9-5 away from John Paul Jones Arena, including a 2-2 record on neutral courts.
· Virginia's Tony Bennett will coach his 500th career game, posting a career mark of 364-135 in 15 seasons.
· Ohio forward Ben Vander Plas' father, Dean Vander Plas, and Tony Bennett were college teammates at Green Bay under Tony's father, Dick Bennett, from 1989-91.
· Ben Vander Plas was named after Dick Bennett.
· Ben Vander Plas and Sam Hauser were AAU teammates as grade schoolers for the Fox Valley Skillz in Wisconsin.

UVA ALL-TIME IN THE NCAA TOURNAMENT

· The Cavaliers are 35-22 all-time in the NCAA Tournament.
· UVA will make its school-record seventh consecutive and 24th overall NCAA Tourament appearance in 2021 (2020 NCAA Tournament was canceled due to the pandemic).
· UVA is 4-2 as a No. 4 seed in the NCAA Tournament (3-1 in 1995 and 1-1 in 2007).
· UVA won the NCAA championship in 2019 and also made Final Four appearances in 1981 and 1984, respectively.
· Virginia head coach Tony Bennett is 16-8 in nine NCAA tournaments, including a 13-6 record at UVA.

LAST TIME IN THE NCAA TOURNAMENT

· Virginia went 6-0 in the 2019 NCAA Tournament to claim its first national championship.
· UVA defeated No. 16 seed Gardner-Webb (71-56), No. 9 seed Oklahoma (63-51), No. 12 seed Oregon (53-49), No. 3 seed Purdue (80-75 OT), No. 5 seed Auburn (63-62) and No. 3 seed Texas Tech (85-77 OT).
· Final Four MOP Kyle Guy was joined on the All-Tournament Team by teammates De'Andre Hunter and Ty Jerome.
· The Cavaliers' six wins included three wins vs. ranked opponents (No. 9 Texas Tech, No. 13 Purdue and No. 14 Auburn).
· Tony Bennett became the 10th active head coach to win an NCAA title, joining Mike Krzyzewski, Roy Williams, Jim Calhoun, Jay Wright, Jim Boeheim, Tom Izzo, Tubby Smith, John Calipari and Bill Self.

A WIN VS. OHIO WOULD:

· Give UVA 19 or more wins for the 10th straight season.
· Give UVA a four-game winning streak.
· Give UVA a 36-22 all-time record in the NCAA Tournament.
· Give UVA its 13th win in the NCAA round of 64.
· Give UVA a 5-2 record as a No. 4 seed in the NCAA Tournament.
· Give UVA a 2-2 record against Ohio.
· Give UVA a 4-3 record against current MAC members.
· Give Tony Bennett a 17-8 record in the NCAA Tournament.
· Give UVA a 3-2 mark on neutral courts in 2020-21.

ALL-TIME VS. OHIO

· Virginia is 1-2 all-time vs. Ohio in the series that dates back to 1994.
· The Cavaliers are 1-1 against the Bobcats in Charlottesville, recording a 94-83 loss in 1994 and 90-71 win in 2000.
· Ohio defeated the Cavaliers 78-72 in Athens in the last meeting between the teams in 2003.

LAST TIME VS. THE BOBCATS

· Steve Esterkamp scored a game-high 31 points to lead Ohio to a 78-72 win over Virginia in Athens on Feb. 26, 2003.
· Todd Billet and Nick Vander Laan each scored 15 points for Virginia, which shot 48.3 percent in the loss.
· Ohio drilled 9 of 15 3-point shots and went 23 of 30 from the free throw line.
· Elton Brown and Devin Smith each added 10 points for UVA.

IN THE NCAA RANKINGS

As of March 17, Virginia ranks third nationally in personal fouls per game (12.9), turnovers per game (9.4) and free throw percentage (81.7%), sixth in scoring defense (60.5), 12th in assist/turnover ratio (1.48), 17th in 3-point field goal percentage (38.1%) and 24th in field goal percentage (48%).

LAST TIME OUT

· Reece Beekman's 3-pointer at the buzzer gave No. 1 seed Virginia a 72-69 win over No. 8 seed Syracuse in the ACC quarterfinals on Thursday, March 11.
· Sam Hauser led the Cavaliers (18-6) with 21 points, while Jay Huff had his 10th career double-double with 13 points and 12 rebounds.
· Trey Murphy III chipped in 15 points and Kihei Clark added 10 points and a game-high six assists.
· UVA shot 45.5 percent and attempted a season-high 35 3-pointers.
· UVA outrebounded the Orange 33-30.
· Buddy Boeheim had a game-high 31 points for Syracuse.

VIRGINIA'S STARTING LINEUP VS. SYRACUSE (3/11/21)

Pos.	No.	Player (Hometown)	Yr.	Ht.	Wt.	PPG	RPG	NOTES
G	0	Kihei Clark (Woodland Hills, Calif.)	Jr.	5-9	160	9.5	4.6(a)	5 or more assists in 12 games; 383 career assists
G	2	Reece Beekman (Baton Rouge, La.)	Fr.	6-3	174	4.7	2.9	Team-high 29 steals; Game-winner and two steals vs. Syracuse
G	25	Trey Murphy III (Durham, N.C.)	Jr.	6-9	206	11.3	3.4	10+ points in 16 games; 42.9 3FG%; 15 points vs. Syracuse
F	10	Sam Hauser (Stevens Point, Wis.)	R-Sr.	6-8	218	16.0	6.7	16.9 ppg & 7.1 rpg in ACC; 20+ pts in 6 gms; 1,667 career pts
F	30	Jay Huff (Durham, N.C.)	R-Sr.	7-1	240	13.1	7.1	3 or more blocks in 11 games; 6 double-doubles in 20-21
OFF THE BENCH								
G	53	Tomas Woldetensae (Bologna, Italy)	Sr.	6-5	197	4.6	1.4	14 pts (4-5 3's) vs. Pitt; 14 pts (4-6 3's) at CLEM; 12 pts at FSU
F	4	Justin McKoy (Cary, N.C.)	So.	6-8	215	3.6	3.3	18 points & 21 rebounds in last 4 games; 4 starts
G	13	Casey Morsell (Fort Washington, Md.)	So.	6-3	196	4.3	1.3	Started 3 games; Season-high 15 points vs. Notre Dame
C	22	Francisco Caffaro (Sante Fe, Argentina)	R-So.	7-0	250	1.3	1.3	Played 16 games; Season-high 4 pts & 3 rebs vs. GT/Miami

VIRGINIA HEAD COACH TONY BENNETT

· Dean and Markel Families Head Men's Basketball Coach Tony Bennett has a 295-102 (.743) mark in 12 seasons at Virginia and 364-135 (.729) career mark in 15 seasons.
· With the Feb. 13 win over North Carolina, Bennett became just the third coach in ACC men's basketball history to lead his program to 10-straight winning conference seasons, joining Dean Smith and Mike Krzyzewski.
· Bennett guided the Cavaliers to their 10th ACC regular-season championship in 2020-21, including the fifth in the last eight seasons.
· In 2018-19, Bennett led the Cavaliers to their first NCAA national championship, a share of their ninth ACC regular-season title and school-record 35 wins.
· The three-time National and four-time ACC Coach of the Year led the Cavaliers to their eighth straight season with 23 or more wins in 2019-20.
· Bennett became the 80th active Division I head coach to win his 300th career game against Marshall on Dec. 31, 2018.
· Bennett was named the USBWA Henry Iba National Coach of the Year for the third time in 2018 to rank second all-time behind legendary John Wooden, who captured the award six times.
· He has led UVA to outright ACC regular-season and tournament championships in the same season two times (2014 and 2018).
· Bennett guided UVA to six straight NCAA Tournament appearances from 2014-19 for the first time in school history and has led UVA to 29 or more wins in five of the past seven seasons.
· Bennett is the fifth coach in ACC history to win at least three outright ACC regular-season titles (Frank McGuire, Dean Smith, Mike Krzyzewski and Roy Williams).
· Bennett has led UVA to a school-best 16 or more ACC wins in four of the last seven seasons and a school-record nine straight seasons with 11 or more ACC wins.
· He has led UVA to a school-best nine straight 20-win seasons.
· Bennett guided UVA to a school-record 89 wins over three seasons two times (2014-16, 2017-19 & 2018-20).
· Bennett led UVA to nine consecutive postseason appearances (2012-19) and six consecutive NCAA tournaments (2014-19).
· Bennett led the Cavaliers to 30 wins in back-to-back seasons two times (2014-2015 and 2018-19).
· UVA is 149-62 (.706) in ACC play (84-21 at home & 65-41 away), 168-30 (.848) at home and 146-40 (.785) in non-conference action (82-7 at JPJ) under Bennett.
· Bennett ranks third all-time in winning percentage (.706) among ACC head coaches with 100 or more ACC regular-season wins.

BENNETT IN THE NCAA TOURNAMENT

· Virginia head coach Tony Bennett is 16-8 all-time in nine NCAA tournament appearances.
· Bennett owns a 13-6 record in seven appearances at UVA (2012, 2014, 2015, 2016, 2017, 2018, 2019), highlighted by this season's 6-0 mark en route to the NCAA national championship.
· He went 3-2 during two trips at Washington State and led WSU to the NCAA Sweet 16 in 2008.

OUR DEFENSE NEVER RESTS

· UVA has limited 16 opponents to 64 or fewer points and four foes to fewer than 50.
· The Cavaliers are limiting their opponents to 60.5 points per game, which ranks sixth nationally.
· UVA has forced 18 shot clock violations.
· UVA has limited 13 opponents to 40 percent or less field goal shooting and outrebounded 14 opponents.
· Bennett-coached teams have led the nation in scoring defense seven times and finished in the top-five nationally 11 times.

50-40-80

· Sam Hauser (51.8 FG%, 43.4 3FG%, 88.1 FT%), Jay Huff (59.7 FG%, 40.6 3FG%, 83.7 FT%) and Trey Murphy (50.5 FG%, 42.9 3FG%, 92.7 FT%) are on pace to become the only players in UVA basketball history to shoot 50 percent from the field, 40 percent from 3-point range and 80 percent from the free throw line in the same season.

COMMON OPPONENTS

· Virginia and Ohio share one common opponent, Kent State, from 2020-21.
· The Cavaliers went 1-0 against Kent State (71-64 overtime win), while Ohio went 1-1 against the Golden Flashes (89-79 loss and 85-63 win).

NATIONAL DEFENSIVE POINTS PER GAME RANKINGS UNDER TONY BENNETT

Year	School	Pts/Gm	Rank
2006-07	Washington State	59.5	17th
2007-08	Washington State	56.4	3rd
2008-09	Washington State	55.4	1st
2009-10	Virginia	63.6	54th
2010-11	Virginia	62.4	36th
2011-12	Virginia	54.2	2nd
2012-13	Virginia	55.6	5th
2013-14	Virginia	55.7	1st
2014-15	Virginia	51.5	1st
2015-16	Virginia	60.1	2nd
2016-17	Virginia	56.4	1st
2017-18	Virginia	54.0	1st
2018-19	Virginia	56.1	1st
2019-20	Virginia	52.4	1st
2020-21	Virginia	60.5	6th

HOO ARE THESE CAVALIERS?

· We play defense, take good shots, share and take care of the basketball, rebound and play more defense.
· Sam Hauser leads the team in scoring (16.0 ppg), 3-point percentage (43.4 percent) and 3-pointers (62), and is second in rebounding (6.8 rpg).
· Hauser is also shooting 51.8 percent from the field and 88.1 percent from the foul line.
· Jay Huff leads the team in blocked shots (2.6 bpg) and rebounding (7.1 rpg), and is second in scoring (13.1 ppg).
· Kihei Clark, who has handed out six or more assists in eight contests, has averaged 9.5 points and team-high 4.6 assists.
· Trey Murphy III (11.3 ppg) leads UVA in free throw shooting (92.7%), and ranks second in 3-point shooting (42.9%) and 3-pointers (48).
· Reece Beekman is an excellent defender and has a team-high 29 steals.
· Tomas Woldetensae (42.6 3FG%), Casey Morsell (4.3 ppg), Justin McKoy (3.5 ppg and 3.3 rpg) and Francisco Caffaro add depth off the bench.

GETTING OFFENSIVE IN 2020-21

· Virginia has scored 70 or more points in 11 games (10-1) and is averaging 68.6 points per game.
· UVA is shooting 48 percent from the field, best since 49.1 percent in 2015-16.
· UVA's 89 points against Towson were its most since scoring 100 against Marshall during the 2018-19 season.
· UVA ranks third nationally in free throw percentage (81.7%), 17th nationally in 3-point field goal percentage (38.1%) and 24th in field goal percentage (48%).
· UVA's 81.7 percent free throw shooting is its best in school history.

UVA VS. THE MID-AMERICAN CONFERENCE

· Virginia meets its second Mid-American Conference foe in 2020-21.
· The Cavaliers defeated the MAC's Kent State 71-64 in overtime on Dec. 4 at John Paul Jones Arena.
· UVA is 3-3 all-time vs. current MAC opponents (2-0 vs. Kent State, 1-2 vs. Ohio and 0-1 vs. Bowling Green).
· Tony Bennett is 1-0 vs. the MAC as a head coach.

UVA VS. CREIGHTON AND UC SANTA BARBARA

· If Virginia defeats Ohio, the Cavaliers would meet No. 5 seed Creighton (20-8) of the BIG EAST Conference or No. 12 seed UC Santa Barbara (22-4) of the Big West for the first time in the NCAA second round on Sunday, March 22.

UVA VS. RANKED OPPONENTS

· UVA is 1-3 vs. ranked opponents, dropping a 98-75 decision to top-ranked Gonzaga, defeating then-No. 12 Clemson, losing at then-No. 20 Virginia Tech and then-No. 16 Florida State.
· The Cavaliers were 4-2 against ranked opponents in 2019-20.
· UVA is 47-38 against ranked opponents in the Tony Bennett era.
· UVA's 11 ranked wins in 2018-19 marked a school record.
· UVA is 160-333 vs. ranked opponents since 1953-54.
· UVA is 1-31 all-time vs. No. 1-ranked opponents (86-73 win vs. No. 1 North Carolina on Jan. 30, 1986).

ABOUT THE 2020-21 SCHEDULE

· Three of Virginia's opponents are ranked in the latest AP Top-25 poll (Gonzaga, Florida State and Virginia Tech), while Georgia Tech and Clemson received votes.

HEAD COACH TONY BENNETT

PERSONAL
Birthdate: June 1, 1969
Birthplace: Clintonville, Wis.
Family: wife, Laurel; daughter, Anna; son, Eli

EDUCATION
College: Green Bay, 1992

COACHING EXPERIENCE

1999-00	Wisconsin (staff volunteer)
2000-01	Wisconsin (assistant coach)
2003-04	Washington State (assistant coach)
2004-06	Washington State (associate head coach)
2006-09	Washington State (head coach)
2009-	Virginia (head coach)

THE BENNETT RECORD

Year	School	Record (Conf)	Postseason
2006-07	Washington St.	26-8 (13-5)	NCAA 2nd Round
2007-08	Washington St.	26-9 (11-7)	NCAA Sweet 16
2008-09	Washington St.	17-16 (8-10)	NIT 1st Round
2009-10	Virginia	15-16 (5-11)	
2010-11	Virginia	16-15 (7-9)	
2011-12	Virginia	22-10 (9-7)	NCAA 2nd Round
2012-13	Virginia	23-12 (11-7)	NIT Quarterfinals
2013-14	Virginia	30-7 (16-2)	NCAA Sweet 16
2014-15	Virginia	30-4 (16-2)	NCAA Third Round
2015-16	Virginia	29-8 (13-5)	NCAA Elite Eight
2016-17	Virginia	23-11 (11-7)	NCAA 2nd Round
2017-18	Virginia	31-3 (17-1)	NCAA 1st Round
2018-19	Virginia	35-3 (16-2)	NCAA Champions
2019-20	Virginia	23-7 (15-5)	N/A
2020-21	Virginia	18-6 (13-4)	NCAA Tournament
Total	**15 seasons**	**364-135**	
Virginia	**12 seasons**	**295-102**	

BENNETT VS. 2020-21 OPPONENTS

Opponent	Career	Virginia
Boston College	9-4	9-4
Clemson	13-3	13-3
Duke	4-12	4-12
Florida State	9-10	9-10
Georgia Tech	15-2	15-2
Gonzaga	2-2	0-1
Kent State	1-0	1-0
Louisville	12-2	12-2
Miami	10-6	10-6
Michigan State	0-2	0-2
North Carolina	12-8	12-7
NC State	14-4	14-4
Notre Dame	12-1	11-1
Pitt	10-2	10-1
Saint Francis (Pa.)	1-0	1-0
San Francisco	0-1	0-1
Syracuse	9-3	9-3
Towson	3-0	3-0
Villanova	1-1	1-1
Virginia Tech	16-7	16-7
Wake Forest	10-4	10-4
William & Mary	4-0	4-0

NATIONAL RANKINGS

ASSOCIATED PRESS POLL (March 15)

1	**Gonzaga (60)**	**26-0**	**1500**
2	Illinois	23-6	1415
3	Baylor	22-2	1397
4	Michigan	20-4	1280
5	Alabama	24-6	1242
6	Houston	24-3	1145
7	Ohio State	21-9	1138
8	Iowa	21-8	1132
9	Texas	19-7	993
10	Arkansas	22-6	895
11	Oklahoma State	20-8	891
12	Kansas	20-8	803
13	West Virginia	18-9	745
14	**Florida State**	**16-6**	**651**
15	**Virginia**	**18-6**	**584**
16	San Diego State	23-4	521
17	Loyola Chicago	24-4	513
18	Villanova	16-6	490
19	Creighton	20-8	411
20	Purdue	18-9	382
21	Texas Tech	17-10	271
22	Colorado	22-8	243
23	BYU	20-6	125
	USC	22-7	125
25	**Virginia Tech**	**15-6**	**118**

Others receiving votes: **Georgia Tech 103**, Tennessee 72, St. Bonaventure 71, UConn 62, LSU 54, Oregon 40, Oklahoma 40, Wisconsin 26, Winthrop 10, **Clemson 5**, UC Santa Barbara 2, Cleveland State 2, Missouri 2, Georgetown 1

FERRIS MOWERS COACHES POLL (March 15)

1	**Gonzaga (32)**	**26-0**	**800**
2	Illinois	23-6	745
3	Baylor	22-2	737
4	Michigan	20-4	676
5	Alabama	24-6	668
6	Houston	24-3	587
7	Ohio State	21-9	586
8	Iowa	21-8	549
9	Texas	19-7	488
10	Arkansas	22-6	472
11	Kansas	20-8	433
12	Oklahoma State	20-8	402
13	West Virginia	18-9	395
14	**Florida State**	**16-6**	**391**
15	**Virginia**	**18-6**	**347**
16	Loyola Chicago	24-4	312
17	Villanova	16-6	289
18	San Diego State	23-4	273
19	Creighton	20-8	245
20	Purdue	18-9	206
21	Texas Tech	17-10	132
22	Colorado	22-8	127
23	USC	22-7	104
24	**Virginia Tech**	**15-6**	**101**
25	Oregon	20-6	73

Others receiving votes: BYU 55, Oklahoma 42, St. Bonaventure 42, UConn 33, **Georgia Tech 18**, Wichita State 14, LSU 13, Drake 10, Tennessee 9, Winthrop 8, Missouri 8, North Texas 3, **Clemson 3**, Georgetown 2, UC Santa Barbara 1, UCLA 1

2020-21 Opponents in Bold

CAVALIERS AGAINST THE FIELD OF 68

· Virginia competed against seven teams which qualified for the NCAA Tournament, posting a 6-3 record.
· UVA went 2-0 vs. Georgia Tech, 2-0 vs. Syracuse, 1-0 vs. Clemson, 1-0 vs. North Carolina, 0-1 vs. Florida State and 0-1 vs. Gonzaga and 0-1 vs. Virginia Tech.

RECORDS WATCH

· Jay Huff ranks second at UVA with 162 career blocked shots.
· Huff blocked four shots to pass Mamadi Diakite (156 blocked shots from 2017-20) for second on the list.
· Huff's career-high 62 blocked shots rank seventh on UVA's all-time single-season list, while his 61 blocked shots in 2019-20 rank eighth.
· Huff has 45 career multi-block games, including 16 last season and 18 this season.
· Jay Huff's 4 of 5 shooting performance in the win over Syracuse vaulted him into first on UVA's all-time field goal percentage list at 59.4 percent (303 of 510).

TRANSFERS MAKING IMMEDIATE IMPACT

· Transfers Sam Hauser and Trey Murphy III have made immediate impacts for the Cavaliers in 2020-21.
· Hauser, who played three seasons at Marquette, leads UVA in scoring (16.0 ppg), 3-point percentage (.434) and 3-pointers (62), and second in rebounding (6.7 rpg).
· Hauser has reached double figures in 22 games, including a season-high 24 at Louisville, 23 points vs. Pitt, 22 points vs. Georgia Tech, 21 vs. NC State and Syracuse (twice), and 19 points against Towson and Duke.
· Hauser registered three straight double-doubles (13 points & 10 rebounds at Notre Dame, 16 points & 11 rebounds vs. Wake Forest and 17 points and 10 rebounds at Boston College).
· Hauser leads the ACC in 3-point percentage (43.4%), including a career-high tying seven against the Orange.
· Murphy III transferred to Virginia from Rice after the 2019-20 season and received his NCAA waiver on Nov. 24.
· Murphy III had a game-high 21 points in his UVA debut, recording his eighth career 20-point effort and tying a career-high with six 3-pointers off the bench.
· Murphy III, who has reached double figures in 16 games, led the Cavaliers with 18 points at Georgia Tech, tied for team high with 18 at NC State and added 17 at Louisville.
· Murphy leads UVA in free throw shooting (92.7%) and is second in 3-point shooting (42.9%) and 3-pointers (48).

FOUR CAVALIERS AMONG ACC LEADERS

· As of March 17, Jay Huff ranks first in the ACC in field goal percentage (.597), second in blocked shots (2.6), 11th in rebounding (7.1) and 18th in scoring (13.1).
· Sam Hauser ranks first in 3-point percentage (.434), second in made 3-pointers (2.6), fifth in field goal percentage (.518), seventh in scoring (16.0), 12th in minutes (34.0) and 13th in rebounding (6.7).
· Kihei Clark ranks third in assists (4.6), sixth in assist/turnover ratio (2.1) and 13th in minutes (33.9).
· Trey Murphy III ranks ninth in made 3-pointers (2.0).

OUR DEFENSE NEVER RESTS

· UVA has limited 16 opponents to 64 or fewer points and four foes to fewer than 50.
· UVA has limited its foes to 60.5 ppg (6th nationally).
· UVA has forced 18 shot clock violations.
· UVA has limited 13 opponents to 40 percent or less field goal shooting and outrebounded 14 opponents.
· Bennett-coached teams have led the nation in scoring defense seven times and finished in the top-five nationally 11 times.

UVA RANKED NO. 15 IN LATEST AP POLL

· Virginia is ranked No. 15 in the latest Associated Press poll.
· UVA has been ranked in the top 25 of the AP poll for 19 straight weeks over the past two seasons.
· UVA was ranked No. 4 in both preseason polls, marking its third AP preseason top-5 ranking in school history (No. 1 in 1982-83 and No. 5 in 2018-19).
· UVA has been ranked in the top 25 in the preseason rankings in nine of the past 10 seasons.

VIRGINIA EXCEEDS EXPECTATIONS AGAIN

· Virginia was selected first in the ACC Operation Basketball 2020-21 Preseason Poll and finished first in the standings.
· The Cavaliers have finished at or higher than their predicted finish in 12 of the last 13 seasons.
· The Cavaliers were named the Preseason ACC favorite for the first time since 1982-83 and second time in the 52-year history of the league poll.
· Virginia was followed Duke, Florida State, North Carolina and Louisville in the top five.
· ACC preseason voters selected Syracuse sixth, followed by Miami, NC State, Georgia Tech and Clemson. Virginia Tech was picked 11th, while Notre Dame, Pitt, Boston College and Wake Forest rounded out the voting.

HOLDING FOES UNDER 50

· UVA is 4-0 when limiting opponents to fewer than 50 points (William & Mary, Boston College, Georgia Tech and UNC).
· UVA is 103-2 when achieving the mark in the Tony Bennett era.
· Bennett-coached teams are 127-3 when holding opponents to fewer than 50 points (25-1 in three years at Washington State).
· UVA is 27-0 when limiting opponents to fewer than 40 points under Bennett.
· In 2019-20, UVA had four wins when scoring fewer than 50 points for the first time since accomplishing the feat seven times in 1944-45.

WATCH ME NOW

· Sam Hauser was one of 25 players named to the Wooden Award midseason watch list on Jan. 5.
· Hauser was named a top-5 finalist for the Julius Erving Award, honoring college basketball's top small forward.
· Kiheil Clark was named a semifinalist for the 2021 Naismith Men's Defensive Player of the Year on Feb. 25.
· Kihei Clark (Bob Cousy Award) and Jay Huff (Kareem Abdul-Jabbar Award) were named to Naismith Memorial Basketball Hall of Fame preseason award top-20 watch lists.
· The Cousy Award honors the nation's top point guard, while the Abdul-Jabbar honors the top center.
· Clark was named to the Cousy top-20 watch list last year.
· Hauser named to the preseason watch list for the 2021 Jersey Mike's Naismith Trophy Watch List for Men's Player of the Year and one of 20 players for the 2021 NABC Division I Player of the Year watch list.

THE ELECTRIC 70s AND AWESOME 80s

· Virginia is 10-1 when scoring 70 or more points in 2020-21.
· UVA is 136-10 when scoring at least 70 under Tony Bennett.
· The Cavaliers are 4-0 when scoring 80 or more points under Bennett and 39-1 all-time with their lone loss a 93-81 decision at North Carolina in 2012-13.
· UVA was 1-1 when scoring 70 or more points in 2019-20 after scoring 80 or more in nine games in 2018-19.
· Bennett was 4-0 when scoring 80+ points at Washington State.
· UVA scored 100 points against Marshall (2018-19) for the first time under Tony Bennett and added 97 points against Coppin State.
· UVA is 4-0 all-time when scoring 90 or more under Bennett.

MURRAY SIGNS WITH CAVALIERS

· Virginia signed guard Taine Murray (Auckland, New Zealand/ Rosmini College) to a National Letter of Intent on Nov. 11.
· The 6-5, 200-pound Murray helped Rosmini College High School to an 82-14 record from 2017-19.
· Murray competed for Auckland of the New Zealand NBL in 2019-20, averaging 18 points, 4.0 rebounds and 3.0 assists.

FIVE CAVALIERS NAMED TO ALL-ACC ACADEMIC TEAM

· Sam Hauser, Jay Huff, Justin McKoy, Trey Murphy III and Tomas Woldetensae were among 41 student-athletes named to the All-ACC Academic Team.
· Minimum academic requirements for selection to the All-ACC Academic Team are a 3.0 grade point average for the previous semester and a 3.0 cumulative average during one's academic career. Athletic achievements during the most recent season are also considered in selecting the All-ACC Academic Team.
· Woldetensae was named the the All-ACC Academic Team last season.

HAUSER, HUFF AND CLARK EARN ALL-ACC HONORS

· Sam Hauser earned All-ACC first-team honors, while Jay Huff was named to the All-ACC second team.
· Huff was also named to the All-ACC Defensive team and Kihei Clark earned All-ACC honorable mention honors

HAUSER AND HUFF GAIN ALL-DISTRICT HONORS

· Sam Hauser and Jay Huff were named to the USBWA All-District 3 team.
· Hauser and Huff were also narned to the NABC All-District 2 second team.

HAUSER AND CLARK EARN PRESEASON ALL-ACC HONORS

· Sam Hauser was named to the preseason All-ACC first team, while Kihei Clark was named to the second team.
· Hauser was joined on the first team by preseason ACC Player of the Year Garrison Brooks (North Carolina), Scottie Barnes (Florida State), Jalen Johnson (Duke), Aamir Simms (Clemson) and Chris Lykes (Miami).
· Clark was joined on the preseason All-ACC second team by David Johnson (Louisville), Jose Alvarado (Georgia Tech), M.J. Walker (Florida State) and Wendell Moore Jr. (Duke).

CAVALIERS IN THE NBA

· Malcolm Brogdon (Indiana), Joe Harris (Brooklyn), De'Andre Hunter (Atlanta), Ty Jerome (Oklahoma City), Mike Scott (Philadelphia), Kyle Guy (Sacramento), Anthony Gill (Washington) and Mamadi Diakite (Milwaukee) are former Virginia standouts on NBA rosters in 2020-21.
· In addition, Dallas head coach Rick Carlisle is a Virginia alum who helped the Cavaliers to an NCAA Final Four in 1984.

THERE'S NO PLACE LIKE HOME

· Virginia is 205-46 (.817), including a 10-1 mark in 2020-21, in 15 seasons at John Paul Jones Arena.
· NC State ended UVA's 15-game winning streak with a 68-61 decision at JPJ on Feb. 24, 2021.
· UVA was 14-3 at JPJ in 2019-20 and is 163-30 (.845), including a 129-15 (.896) mark the past nine seasons, under Bennett.
· Virginia is an ACC-leading 72-9 (.888) in league home games over the past nine seasons. Duke is second at 70-11 (.864).
· UVA has won 10 or more home games for 11 straight seasons.

ON THE HORIZON

· The winner of the Virginia/Ohio NCAA first round game plays No. 5 seed Creighton or No. 12 seed UC Santa Barbara on Monday, March 22. Tipoff and television designation is to be determined.

VIRGINIA RECORD BOOK

CAREER BLOCKS

No.	Name	Career Blocks
1.	Ralph Sampson (1980-83)	462
2.	**Jay Huff (2017-present)**	**162**
2.	Mamadi Diakite (2017-20)	156
4.	Chris Alexander (1993-96)	148
5.	Isaiah Wilkins (2015-18)	141

SEASON BLOCKS

No.	Name	Blocks
1.	Ralph Sampson (1979-80)	157
2.	Ralph Sampson (1982-83)	103
	Ralph Sampson (1980-81)	103
4.	Ralph Sampson (1981-82)	99
5.	Kris Hunter (1998-99)	88
6.	Mamadi Diakite (2018-19)	63
7.	**Jay Huff (2020-21)**	**62**
8.	**Jay Huff (2019-20)**	**61**

CAREER FG PERCENTAGE (MIN 300 FG MADE)

No.	Name	FG-FGA	FG%
1.	**Jay Huff (2018-21)**	**303-510**	**.594**
2.	Anthony Gill (2014-16)	442-759	.582
3.	Olden Polynice (1984-86)	442-765	.578
4.	Andrew Kennedy (1986-87)	301-525	.573
5.	Ralph Sampson (1980-83)	899-1584	.568

SEASON FG PERCENTAGE (MIN 100 FG MADE)

NO.	NAME	FG-FGA	FG%
1.	Ralph Sampson (1982-83)	250-414	.604
2.	Olden Polynice (1984-85)	161-267	.603
3.	Mike Tobey (2015-16)	119-198	.601
4.	Mike Wilkes (1968-69)	153-256	.598
5.	**Jay Huff (2020-21)**	**123-206**	**.597**
6.	Anthony Gill (2013-14)	111-189	.587
	Andrew Kennedy (1985-86)	110-188	.585
8.	Anthony Gill (2014-15)	142-244	.582
9.	Anthony Gill (2015-16)	189-326	.580
10.	Norm Carmichael (1968-69)	127-222	.572
	Olden Polynice (1985-86)	183-320	.572
12.	**Jay Huff (2019-20)**	**105-184**	**.571**

UVA'S RECORD UNDER TONY BENNETT WHEN..

	All	2020-21
Leading at the half	233-27	14-2
Trailing at the half	53-70	4-4
Tied at the half	9-5	0-0
Playing Overtime	10-10	1-0
Shooting 50% or better	115-10	8-1
Shooting between 40-49.9%	140-37	9-3
Shooting less than 40%	40-55	1-2
Opponents shoot 50% or better	21-30	1-4
Opponents shoot less than 50%	274-72	17-2
UVA outrebounds its opponent	211-33	13-2
Opponent outrebounds UVA	76-66	4-4
Teams are tied in rebounds	8-3	1-0
UVA has 10 or more steals	23-3	1-0
UVA shoots 70% FT or better	183-55	16-5
UVA shoots less than 70% FT	112-48	2-1
Scoring less than 50 points	10-16	0-0
Scoring 50-59 points	42-40	1-1
Scoring 60-69 points	107-35	7-4
Scoring 70-79 points	97-9	6-1
Scoring 80-89 points	35-1	4-0
Scoring more than 90 points	4-0	0-0
Allowing fewer than 50 points	103-2	4-0
Allowing fewer than 40 points	27-0	0-0
Playing in John Paul Jones Arena	168-30	11-1
Playing on the road	78-51	6-3
Playing on a neutral court	49-21	1-2
Game decided by 1-4 points	41-40	2-2
Game decided by 5-10 points	68-27	7-1
Game decided by 11+ points	184-35	9-3
Playing at night	199-70	10-4
Playing in the afternoon	96-32	8-2
Playing on Monday	28-13	2-1
Playing on Tuesday	48-8	2-0
Playing on Wednesday	50-14	6-1
Playing on Thursday	21-9	1-0
Playing on Friday	29-11	1-1
Playing on Saturday	83-37	6-3
Playing on Sunday	36-10	0-0
Playing in November	67-12	1-1
Playing in December	52-13	4-1
Playing in January	71-24	6-1
Playing in February	59-31	4-3
Playing in March	44-22	3-0
Playing in April	2-0	0-0

2020-21 UNIVERSITY OF VIRGINIA CAVALIERS

No.	Name	Yr.	Pos.	Ht.	Wt.	Hometown/High School [Previous College]
0	Kihei Clark **	Jr..	G	5-9	160	Woodland Hills, Calif./Taft Charter
1	Jabri Abdur-Rahim	Fr.	G	6-7	214	South Orange, N.J./Blair Academy
2	Reece Beekman	Fr.	G	6-3	174	Baton Rouge, La./Scotlandville Magnet
4	Justin McKoy *	So.	F	6-8	215	Cary, N.C./Panther Creek
5	Jayden Nixon **	Jr.	G	6-3	187	Charlottesville, Va./Choate Rosemary Hall (Conn.)
10	Sam Hauser	R-Sr.	F	6-8	218	Stevens Point, Wis./SPASH/Marquette
11	Malachi Poindexter	Fr.	G	6-2	193	Mineral, Va./St. Anne's-Belfield School
12	Chase Coleman *	So.	G	5-9	157	Norfolk, Va./Maury
13	Casey Morsell *	So.	G	6-3	196	Fort Washington, Md./St. John's College
21	Kadin Shedrick	R-Fr.	F	6-11	216	Raleigh, N.C./Holly Springs
22	Francisco Caffaro *	R-So.	C	7-0	250	Sante Fe, Argentina/NBA Global Academy
23	Kody Stattmann **	Jr.	G	6-7	204	Cairns, Australia/St. Augustine's College
24	Austin Katstra ***	Sr.	F	6-6	237	Charlottesville, Va./Albemarle
25	Trey Murphy III %	Jr.	G	6-9	206	Durham, N.C./Cary Academy/Rice
30	Jay Huff ***	R-Sr.	F	7-1	240	Durham, N.C./Voyager Academy
33	Carson McCorkle	Fr.	G	6-3	184	Raleigh, N.C./Greensboro Day School
53	Tomas Woldetensae *	Sr.	G	6-5	196	Bologna, Italy/Indian Hills CC (Iowa)

Head Coach: Tony Bennett (Green Bay '92/12th season)
Associate Head Coach: Jason Williford (Virginia '95/12th season)
Assistant Coach: Orlando Vandross (American International College '92/sixth season)
Assistant Coach: Brad Soderberg (UW-Stevens Point '85/sixth season)
Director of Recruiting/Player Development: Kyle Getter (Hanover College '01/third season)
Director of Scouting/Recruiting: Larry Mangino (Montclair State '83/fifth season)
Director of Player Personnel: Johnny Carpenter (Virginia '13/sixth season)
Associate AD for Basketball Administration/Operations: Ronnie Wideman (Washington State '06/12th season)
Strength and Conditioning Coach: Mike Curtis (Virginia '98/12th season)
Associate AD / Head Athletic Trainer: Ethan Saliba (Kansas '79/37th season)
Assistant AD for Public Relations: Erich Bacher (UW-Stevens Point '92/ninth season)

VIRGINIA IN THE POLLS

Date	AP	USA Today	Date	AP	USA Today
Preseason	4	4	Feb. 1	14	15
Nov. 30	15	N/A	Feb. 8	9	9
Dec. 7	18	18	Feb. 15	7	8
Dec. 14	17	16	Feb. 22	15	14
Dec. 21	16	15	March 1	21	20
Dec. 28	23	24	March 8	16	15
Jan. 4	22	21	March 15	15	15
Jan. 11	18	22			
Jan. 18	13	12			
Jan. 25	8	8			

NCAA TOURNAMENT SUPERLATIVES

VIRGINIA HIGHS

Points	104 vs. Middle Tennessee (1989)
Margin of Victory	36 vs. Hampton (2016)
Field Goals Made	36 vs. Boston College (1983) [36-72]
Field Goals Attempted	74 vs. Arizona (1994) [23-74]
Field Goal Pct.	63.4% vs. NC State (1983) [26-41]
3-Point FG Made	12 vs. Hampton (2016) [12-25]
3-Point FG Attempted	28 vs. Arizona (1994) [9-28]
3-Point FG Pct.	75% vs. Wyoming (1987) [3-4]
(min. 10 3FGA)	70, 2x, last vs. Middle Tennessee (1989) [7-10]
Free Throws Made	34 vs. LSU (1981) [34-38]
Free Throws Attempted	42 vs. Nicholls State (1995) [32-42]
Free Throw Pct. (min. 10 FTA)	90.9% vs. DePaul (1976) [10-11]
Offensive Rebounds	18, 4x, last vs. Mich. St. (2015)
Rebounds	50 vs. Boston College (1983)
Rebound Margin	+16, 2x last vs. Albany (2007) [41-25]
Personal Fouls	27, 2x last vs. Boston College (1983)
Disqualifications	3 vs. Boston College (1983)
Assists	26 vs. Iowa State (2016)
Turnovers	21 vs. Cincinnati (1993)
Blocked Shots	9 vs. Auburn (2019)
Steals	12 vs. Nicholls State (1995)
Overtime Periods	1, 4x last vs. Purdue (2019)

VIRGINIA LOWS

Points	39 vs. Florida (2017)
Margin of Victory	1 vs. Iona (1984)
Field Goals Made	16 vs. Florida (2017) [16-57]
Field Goals Attempted	38 vs. Washington State (1983) [19-38]
Field Goal Pct.	27.7% vs. Brigham Young (1991) [18-65]
3-Point FG Made	1, 2x last vs. Florida (2017) [1-15]
3-Point FG Attempted	4 vs. Wyoming (1987) [3-4]
3-Point FG Pct.	6.7%, 2x last vs. Florida (2017) [1-15]
(min. 10 3FGA)	6.7%, 2x last vs. Florida (2017) [1-15]
Free Throws Made	3, 2x last vs. Arizona (1994) [3-6]
Free Throws Attempted	5 vs. Oregon (2019) [4-5]
Free Throw Pct. (min. 10 FTA)	38.1% vs. Tennessee (1982) [8-21]
Offensive Rebounds	0 vs. Coastal Carolina (2014)
Rebounds	21 vs. Arkansas (1984)
Rebound Margin	-16, 2x last vs. Florida (2012) [23-39]
Personal Fouls	9 vs. Gardner-Webb (2019)
Disqualifications	0 - many times
Assists	5, 3x last vs. UMBC (2018)
Turnovers	5, 2x last vs. Purdue (2019)
Blocked Shots	0 ,5x
Steals	0 vs. Arkansas (1995)
Overtime Periods	1, 4x last vs. Purdue (2019)

OPPONENT HIGHS

Points	102, Michigan (1989)
Margin of Victory	37, Michigan (1989)
Field Goals Made	41, Michigan (1989) [41-70]
Field Goals Attempted	78, Boston College (1983) [34-78]
Field Goal Pct.	58.6%, Michigan (1989) [41-70]
3-Point FG Made	14, Purdue (2019) [14-32]
3-Point FG Attempted	32 by Purdue (2019) [14-32]
3-Point FG Pct.	55%, Michigan (1989) [11-20]
Free Throws Made	28, North Carolina (1981) [28-37]
Free Throws Attempted	37, North Carolina (1981) [28-37]
Free Throw Pct. (min. 10 FTA)	91.7%, Manhattan (1993) [11-12]
Free Throw Pct. (under 10 FTA)	100%, Indiana (1984) [6-6]
Offensive Rebounds	24, Cincinnati (1993)
Rebounds	48, Cincinnati (1993)
Rebound Margin	+16, 2x last by Florida (2012) [39-23]
Personal Fouls	34, Syracuse (1984)
Disqualifications	5, Syracuse (1984)
Assists	23, Michigan (1989)
Turnovers	22, Nicholls State (1995)
Blocked Shots	13, Brigham Young (1991)
Steals	13, Arkansas (1984)

OPPONENT LOWS

Points	45, Hampton (2016)
Margin of Victory	1, NC State (1983)
Field Goals Made	17, 2x, last by Hampton (2016) [17-56]
Field Goals Attempted	37, Brigham Young (1991) [19-37]
Field Goal Pct.	30.4%, Hampton (2016) [17-56]
3-Point FG Made	2, 3x last by Kansas (1995) [2-21]
3-Point FG Attempted	4, Notre Dame (1990) [2-4]
3-Point FG Pct.	9.5%, Kansas (1995) [2-21]
Free Throws Made	2, Tennessee (1981) [2-4]
Free Throws Attempted	4, Tennessee (1981) [2-4]
Free Throw Pct. (min. 10 FTA)	42.9%, Memphis (2014) [9-21]
Free Throw Pct. (under 10 FTA)	50%, Tennessee (1981) [2-4]
Offensive Rebounds	2, Iowa State (2016)
Rebounds	19, Tennessee (1981)
Rebound Margin	-16, 2x last by Florida (2012) [39-23]
Personal Fouls	10, 3x last by Florida (2012)
Disqualifications	0 - many times
Assists	4, Hampton (2016)
Turnovers	5, Auburn (2019)
Blocked Shots	0, 9x last by UMBC (2018)
Steals	1, 5x last by Purdue (2019)

VIRGINIA INDIVIDUAL HIGHS

Points	33, Richard Morgan vs. Providence (1989)
	33, Richard Morgan vs. Middle Tennessee (1989)
Rebounds	21, Ralph Sampson vs. UAB (1982)
Offensive Rebounds	8, Junior Burrough vs. Arkansas (1995)
FG Made	11, 5x last by Mason, Jr. vs. Gonzaga (2001) [11-19]
FG Attempted	22, 3x last by Burrough vs. Arizona (1994) [9-22]
FG Pct. (Min 10 FGA)	90%, John Crotty vs. Providence (1989) [9-10]
FG Pct. (Min 10 FGM)	76.9%, Crotty vs. Middle Tenn. (1989) [10-13]
Best Perfect FG Game	9-9, Jeff Jones vs. UAB (1982)
3-Point FG Made	6, London Perrantes vs. Syracuse (2016) [6-10]
3-Point FG Attempted	12, 2x, last by K. Guy vs. Purdue (1995) [5-12]
3-Point FG Pct.	83.3%, Richard Morgan vs. Middle Tenn. (1989) [5-6]
Best Perfect 3FG Game	4-4, John Crotty vs. Providence (1989)
FT Made	12, Bryant Stith vs. Middle Tennessee (1989) [12-12]
	12, Harold Deane vs. Nicholls State (1995) [12-14]
FT Attempted	14, Harold Deane vs. Nicholls State (1995) [12-14]
FT Pct. (min. 10 FTA)	100%, Stith vs. Middle Tenn. (1989) [12-12]
Best Perfect FT Game	12-12, Stith vs. Middle Tenn. (1989)
Assists	14, John Crotty vs. Middle Tennessee (1989)
Turnovers	7, Harold Deane vs. Nicholls State (1995)
Blocked Shots	5 by Mamadi Diakite vs. Auburn (2019)
Steals	5, Othell Wilson vs. Washington State (1983)
	5, Harold Deane vs. Nicholls State (1995)
Minutes	45, 2x, Guy vs. Texas Tech (2019), O. Wilson vs. Houston (1984)

OPPONENT INDIVIDUAL HIGHS

Points	42, Carsen Edwards, Purdue (2019)
Rebounds	15, Kerry Hammonds, Middle Tennessee (1989)
Offensive Rebounds	6, Keith Bullock, Manhattan (1993)
FG Made	14, 2x last by Carsen Edwards, Purdue (2019) [14-25]
FG Attempted	25, Carsen Edwards (2019) [14-25]
FG Pct. (Min 10 FGA)	81.3%, Glen Rice, Michigan (1989) [13-16]
FG Pct. (Min 10 FGM)	81.3%, Glen Rice, Michigan (1989) [13-16]
Best Perfect FG Game	6-6, Patric Young, Florida (2012)
3-Point FG Made	10, Carsen Edwards, Purdue (2019) [10-19]
3-Point FG Attempted	19, Carsen Edwards, Purdue (2019) [10-19]
3-Point FG Pct. (Min 5 3FGA)	80%, Glen Rice, Michigan (1989) [4-5]
Best Perfect 3FG Game	4-4, Andrew Chrabascz, Butler (2016) [4-4]
FT Made	11, Al Wood, North Carolina (1981) [11-13]
FT Attempted	13, Al Wood, North Carolina (1981) [11-13]
	13, Khalid Reeves, Arizona (1994) [10-13]
FT Pct. (min. 10 FTA)	90%, Tom Garris, Boston College (1983) [9-10]
	90%, Chris Lofton, Tennessee (2007) [9-10]
Best Perfect FT Game	7-7, Oliver Robinson, UAB (1982)
Assists	11, Nick Van Exel, Cincinnati (1993)
Turnovers	8, Akeem Olajuwon, Houston (1984)
Blocked Shots	10, Shawn Bradley, Brigham Young (1991)
Steals	8, Alvin Robertson, Arkansas (1984)
Minutes	45, 6x

VIRGINIA ALL-TIME IN THE NCAA TOURNAMENT

Date	Seed	Region (Site) - Round	Opponent (Seed)	Score
3/13/76	--	East (Charlotte, N.C.) - 1st Round	DePaul (--)	L 69-60
3/13/81	1	East (Charlotte, N.C.) - 2nd Round	Villanova (9)	W 54-50
3/19/81		East (Atlanta, Ga.) - Regional Semifinal	Tennessee (4)	W 62-48
3/21/81		East (Atlanta, Ga.) - Regional Final	Brigham Young (6)	W 74-60
3/28/81		Final Four (Philadelphia, Pa.) - National Semifinal	North Carolina (2-West)	L 78-65
3/30/81		Final Four (Philadelphia, Pa.) - Third Place Game	LSU (1-Midwest)	W 78-74
3/14/82	1	Mideast (Indianapolis, Ind.) - 2nd Round	Tennessee (9)	W 54-51
3/18/82		Mideast (Birmingham, Ala.) - Regional Semifinal	UAB (4)	L 68-66
3/19/83	1	West (Boise, Idaho) - 2nd Round	Washington State (8)	W 54-49
3/24/83		West (Ogden, Utah) - Regional Semifinal	Boston College (4)	W 95-92
3/26/83		West (Ogden, Utah) - Regional Final	NC State (6)	L 63-62
3/16/84	7	East (East Rutherford, N.J.) - 1st Round	Iona (10)	W 58-57
3/18/84		East (East Rutherford, N.J.) - 2nd Round	Arkansas (2)	W 53-51 (ot)
3/22/84		East (Atlanta, Ga.) - Regional Semifinal	Syracuse (3)	W 63-55
3/24/84		East (Atlanta, Ga.) - Regional Final	Indiana (4)	W 50-48
3/31/84		Final Four (Seattle, Wash.) - National Semifinal	Houston (2-Midwest)	L 49-47 (ot)
3/13/86	5	East (Greensboro, N.C.) - 1st Round	DePaul (12)	L 72-68
3/12/87	5	West (Salt Lake City, Utah) - 1st Round	Wyoming (12)	L 64-60
3/16/89	5	Southeast (Nashville, Tenn.) - 1st Round	Providence (12)	W 100-97
3/18/89		Southeast (Nashville, Tenn.) - 2nd Round	Middle Tennessee (13)	W 104-88
3/23/89		Southeast (Lexington, Ky.) - Regional Semifinal	Oklahoma (1)	W 86-80
3/25/89		Southeast (Lexington, Ky.) - Regional Final	Michigan (3)	L 102-65
3/16/90	7	Southeast (Richmond, Va.) - 1st Round	Notre Dame (10)	W 75-67
3/18/90		Southeast (Richmond, Va.) - 2nd Round	Syracuse (2)	L 63-61
3/14/91	7	West (Salt Lake City, Utah) - 1st Round	Brigham Young (10)	L 61-48
3/19/93	6	East (Syracuse, N.Y.) - 1st Round	Manhattan (11)	W 78-66
3/21/93		East (Syracuse, N.Y.) - 2nd Round	Massachusetts (3)	W 71-56
3/26/93		East (East Rutherford, N.J.) - Regional Semifinal	Cincinnati (2)	L 71-54
3/18/94	7	West (Sacramento, Calif.) - 1st Round	New Mexico (10)	W 57-54
3/20/94		West (Sacramento, Calif.) - 2nd Round	Arizona (2)	L 71-58
3/16/95	4	Midwest (Dayton, Ohio) - 1st Round	Nicholls State (13)	W 96-72
3/18/95		Midwest (Dayton, Ohio) - 2nd Round	Miami (Ohio) (12)	W 60-54 (ot)
3/24/95		Midwest (Kansas City, Mo.) - Regional Semifinal	Kansas (1)	W 67-58
3/26/95		Midwest (Kansas City, Mo.) - Regional Final	Arkansas (2)	L 68-61
3/13/97	9	West (Salt Lake City, Utah) - 1st Round	Iowa (8)	L 73-60
3/16/01	5	South (Memphis, Tenn.) - 1st Round	Gonzaga (12)	L 86-85
3/16/07	4	South (Columbus, Ohio) - 1st Round	Albany (13)	W 84-57
3/18/07		South (Columbus, Ohio) - 2nd Round	Tennessee (5)	L 77-74
3/16/12	10	West (Omaha, Neb.) - 2nd Round	Florida (7)	L 71-45
3/21/14	1	East (Raleigh, N.C.) - 2nd Round	Coastal Carolina (16)	W 70-59
3/23/14		East (Raleigh, N.C.) - 3rd Round	Memphis (8)	W 78-60
3/28/14		East (New York, N.Y.) - Regional Semifinal	Michigan State (4)	L 61-59
3/20/15	2	East (Charlotte, N.C.) - 2nd Round	Belmont (15)	W 79-67
3/21/15		East (Charlotte, N.C.) - 3rd Round	Michigan State (7)	L 60-54
3/17/16	1	Midwest (Raleigh, N.C.) - 1st Round	Hampton (16)	W 81-45
3/19/16		Midwest (Raleigh, N.C.) - 2nd Round	Butler (9)	W 77-69
3/25/16		Midwest (Chicago, Ill.) - Regional Semifinal	Iowa State (4)	W 84-71
3/27/16		Midwest (Chicago, Ill.) - Regional Final	Syracuse (10)	L 68-62
3/16/17	5	East (Orlando, Fla.) - 1st Round	UNC Wilmington (12)	W 76-71
3/18/17		East (Orlando, Fla.) - 2nd Final	Florida (4)	L 65-39
3/16/18	1	South (Charlotte, N.C.) - 1st Round	UMBC (16)	L 74-54
3/22/19	1	South (Columbia, S.C.) - 1st Round	Gardner-Webb (16)	W 71-56
3/24/19		South (Columbia, S.C.) - 2nd Round	Oklahoma (9)	W 63-51
3/28/19		South (Louisville, Ky.) - Regional Semifinal	Oregon (12)	W 53-49
3/30/19		South (Louisville, Ky.) - Regional Final	Purdue (3)	W 80-75 (ot)
4/6/19		Final Four (Minneapolis, Minn.) - National Semifinal	Auburn (5)	W 63-62
4/8/19		Final Four (Minneapolis, Minn.) - National Final	Texas Tech (3)	W 85-77 (ot)

Total: 35-22

VIRGINIA BY REGION

Region	Record (Pct.)	Rd.64	Rd.32	Reg. SF	Reg. Final	Final Four
East	13-5 (.722)	5-2	4-1	2-2	2-0	
Mideast	1-1 (.500)	0-0	1-0	0-1	0-0	
Midwest	6-3 (.667)	2-0	2-1	2-0	0-2	
South	5-3 (.625)	2-2	1-1	1-0	1-0	
Southeast	4-2 (.667)	2-0	1-1	1-0	0-1	
West	3-6 (.333)	1-4	1-1	1-0	0-1	
Final Four	3-2 (.500)					3-2
Overall	**35-22 (.614)**	**12-8**	**10-5**	**7-3**	**3-4**	**3-2**

UVA PLAYERS IN THE NCAA TOURNAMENT

Player	G	Points	Rebounds	Assists
Sam Hauser *	2	14.0	7.0	0.5
Kihei Clark	6	6.3	3.0	4.0
Jay Huff	5	1.4	0.8	0.0
Jayden Nixon	1	0.0	0.0	0.0
Kody Stattmann	1	0.0	0.0	0.0

** NCAA Tournament stats at Marquette from 2017-19*

UVA TOP-10 IN NCAA TOURNAMENT

Scoring

1. Richard Morgan vs. Providence (1989) 33
   Richard Morgan vs. Middle Tennessee (1989).....33
3. Bryant Stith vs. Syracuse (1990) 30
   Roger Mason, Jr. vs. Gonzaga (2001).....30
5. Bryant Stith vs. Oklahoma (1989).....28
   John Crotty vs. Notre Dame (1990).....28
   Junior Burrough vs. Miami (Ohio) (1994).....28
   J.R. Reynolds vs. Albany (2007).....28
9. De'Andre Hunter vs. Texas Tech (2019) 27
   Cory Alexander vs. Manhattan (1993).....27

Rebounding

1. Ralph Sampson vs. UAB (1982) 21
2. Junior Burrough vs. Arkansas (1995) 16
3. Craig Robinson vs. Boston College (1983).....15
4. Kenton Edelin vs. Syracuse (1984).....14
   Brent Dabbs vs. Oklahoma (1989) 14
   Darion Atkins vs. Michigan State (2015).....14
7. Jason Williford vs. Miami (Ohio) (1995).....13
8. Five Times, last by J. Burrough vs. Kansas (1995)..12

VIRGINIA BY SEED

Seed	Record (Pct.)
1	18-6 (.750)
2	1-1 (.500)
3	0-0 (.000)
4	4-2 (.667)
5	4-5 (.444)
6	2-1 (.667)
7	6-4 (.600)
9	0-1 (.000)
10	0-1 (.000)
Unseeded	0-1 (.000)
Total	**35-22 (.614)**

2020-21 HONORS

Sam Hauser.....ACC Player of the Week (Feb. 8)
Sam Hauser.....All-ACC First Team
Sam Hauser..... All-ACC Academic Team
Sam Hauser..... NABC All-District 2 Second Team
Sam Hauser..... USBWA All-District Team
Jay Huff..... All-ACC Second Team
Jay Huff..... All-ACC Defensive Team
Jay Huff..... All-ACC Academic Team
Jay Huff..... NABC All-District 2 Second Team
Jay Huff..... USBWA All-District Team
Kihei Clark ..... All-ACC Honorable Mention
Justin McKoy..... All-ACC Academic Team
Trey Murphy III..... All-ACC Academic Team
Tomas Woldentensae..... All-ACC Academic Team

VIRGINIA HIGHS FOR 2020-21

Team

Points	89	vs. Towson (11/25/20)
FG Made	35	vs. Towson (11/25/20)
FG Attempts	63	vs. Towson (11/25/20)
FG %	.607	at Clemson (1/16/21)
3-PT FG Made	15	2x, last at Clemson (1/16/21)
3-PT FG Attempts	35	vs. Syracuse (3/11/21)
3-PT FG %	.556	at Clemson (1/16/21)
FT Made	22	vs. Kent State (12/4/20)
FT Attempts	30	vs. Kent State (12/4/20)
FT %	1.000 (14-14)	vs. NC State (2/24/21)
Rebounds	41	vs. Syracuse (1/25/21)
Assists	23	vs. Syracuse (1/25/21)
Steals	10	vs. Wake Forest (1/6/21)
Blocked Shots	8	at Louisville (3/6/21)
Turnovers	17	at Georgia Tech (2/10/21)
Fouls	20	vs. Gonzaga (12/26/20)
Points in Paint	40	vs. Saint Francis, 12/1/20
Points off Turnovers	18	vs. Towson, 11/25/20
Second Chance Points	19	vs. William & Mary, 12/22/20
Fast Break Points	10	2x, last vs. William & Mary, 12/22/20
Bench Points	42	vs. Towson, 11/25/20

Individual

Points	24	Hauser at Louisville (3/6/21)
FG Made	9	3x, last by Hauser at Louisville (3/6/21)
FG Attempts	16	3x, last by Hauser vs. NC State (2/24/21)
FG %	1.000	Murphy III (5-5) at Clemson (1/16/21)
3-PT FG Made	7	Hauser vs. Syracuse (1/25/21)
3-PT FG Attempts	13	Hauser vs. Syracuse (1/25/21)
3-PT FG %	1.000	4x, last by Huff (3-3) at Va. Tech (1/30/21)
FT Made	9	Clark vs. Kent State (12/4/20)
FT Attempts	12	Clark vs. Kent State (12/4/20)
FT %	1.000 (6-6)	4x, last by Clark vs. NC State (2/24/21)
Rebounds	12	4x by Huff, last vs. Syracuse (3/11/21)
Assists	9	Clark vs. Syracuse (1/25/21)
Steals	5	Beekman vs. Wake Forest (1/6/21)
Blocked Shots	5	3x by Huff, last vs. NC State (2/24/21)
Turnovers	6	Clark vs. Gonzaga (12/26/20)
Fouls	5	2x, last by Murphy III vs. NC State (2/24/21)
Minutes	41	Hauser vs. Kent State (12/4/20)

OPPONENT HIGHS FOR 2020-21

Team

Points	98	Gonzaga (12/26/20)
FG Made	35	Gonzaga (12/26/20)
FG Attempts	63	Kent State (12/4/20)
FG %	.603	Gonzaga (12/26/20)
3-PT FG Made	13	2x, last at Florida State (2/15/21)
3-PT FG Attempts	32	Kent State (12/4/20)
3-PT FG %	.600 (9-15)	Georgia Tech (1/23/21)
FT Made	23	NC State (2/24/21)
FT Attempts	28	NC State (2/24/21)
FT %	.950 (19-20)	Notre Dame (1/13/21)
Rebounds	41	North Carolina (2/13/21)
Assists	26	Gonzaga (12/26/20)
Steals	9	2x, last at Florida State (2/15/21)
Blocked Shots	8	Georgia Tech (1/23/21)
Turnovers	17	William & Mary (12/22/20)
Fouls	25	Kent State (12/4/20)
Points in Paint	46	Gonzaga (12/26/20)
Points off Turnovers	32	Gonzaga (12/26/20)
Second Chance Points	17	Syracuse (3/11/21)
Fast Break Points	26	Pitt, (2/6/21)
Bench Points	37	at Florida State (2/15/21)

Individual

Points	32	Kispert, Gonzaga (12/26/20)
FG Made	11	Kispert, Gonzaga (12/26/20)
FG Attempts	18	Champagnie, Pitt (2/6/21)
FG %	.733 (11-15)	Kispert, Gonzaga (12/26/20)
3-PT FG Made	9	Kispert, Gonzaga (12/26/20)
3-PT FG Attempts	13	Kispert, Gonzaga (12/26/20)
3-PT FG %	1.000	Kunen, San Francisco (11/27/20)
FT Made	11	Timme, Gonzaga (12/26/20)
FT Attempts	13	Timme, Gonzaga (12/26/20)
FT %	1.000 (7-7)	Ryan, Notre Dame (1/13/21)
Rebounds	10	6x, last by Guerrier, Syracuse (3/11/21)
Assists	8	Alvarado, Georgia Tech (1/23/21)
Steals	6	Alvarado, Georgia Tech (1/23/21)
Blocked Shots	5	Wright, Georgia Tech (1/23/21)
Turnovers	7	Covington, W&M (12/22/20)
Fouls	5	6x, last by Hellems, NC State (2/3/21)

VIRGINIA LOWS FOR 2020-21

Team

Points	51	at Virginia Tech (1/30/21)
FG Made	19	3x, last at Virginia Tech (1/30/21)
FG Attempts	41	at NC State (2/3/21)
FG %	.365 (19-52)	at Virginia Tech (1/30/21)
3-PT FG Made	3	vs. San Francisco (11/27/20)
3-PT FG Attempts	11	at Duke (2/20/21)
3-PT FG %	.200 (3-15)	at Louisville (3/6/21)
FT Made	2	2x, last at Clemson (1/16/21)
FT Attempts	2	2x, last at Clemson (1/16/21)
FT %	.500 (4-8)	at Notre Dame (12/30/20)
Rebounds	24	2x, last at Virginia Tech (1/30/21)
Assists	5	vs. San Francisco (11/27/20)
Steals	1	at Louisville (3/6/21)
Blocked Shots	1	3x, last vs. Wake Forest (1/6/21)
Turnovers	5	2x, last at Notre Dame (12/30/20)
Fouls	8	5x, last vs. Wake Forest (1/6/21)
Points in Paint	12	2x – last vs. North Carolina, 2/13/21
Points off Turnovers	4	3x, last at Louisville, 3/6/21
Second Chance Points	2	3x, last at NC State, 2/3/21
Fast Break Points	0	2x, last at Louisville, 3/6/21
Bench Points	0	at NC State, 2/3/21

OPPONENT LOWS FOR 2020-21

Team

Points	40	William & Mary (12/22/20)
FG Made	14	William & Mary (12/22/20)
FG Attempts	44	at Virginia Tech (1/30/21)
FG %	.280 (14-50)	William & Mary (12/22/20)
3-PT FG Made	2	North Carolina (2/13/21)
3-PT FG Attempts	12	NC State (2/24/21)
3-PT FG %	.125 (2-16)	North Carolina (2/13/21)
FT Made	2	San Francisco (11/27/20)
FT Attempts	4	San Francisco (11/27/20)
FT %	.455 (5-11)	Wake Forest (1/6/21)
Rebounds	21	2x, last at Clemson (1/16/21)
Assists	5	Miami (3/1/21)
Steals	1	Towson (11/25/20)
Blocked Shots	0	6x, last by Towson (11/25/20)
Turnovers	3	at Louisville (3/6/21)
Fouls	8	3x, last by Notre Dame (1/13/21)
Points in Paint	16	at Boston College (1/9/21)
Points off Turnovers	2	at Boston College (1/9/21)
Second Chance Points	2	3x – last vs. NC State (2/24/21)
Fast Break Points	0	4x – last at Louisville (3/6/21)
Bench Points	2	vs. Miami (3/1/21)

THE LAST TIME

VIRGINIA INDIVIDUALS

· **Scored 30 points:** Kyle Guy vs. Marshall (12/31/18)
· **Scored 40 points:** Sean Singletary (41) at Miami (3/1/08)
· **Two players with 20 points:** Jay Huff (21) and Sam Hauser (21) vs. Syracuse (1/25/21)
· **Three players with 20 points:** Chris Williams (27), Roger Mason, Jr. (22) and Donald Hand (20) vs. Duke (1/5/00)
· **Four players with 20 points:** Chris Williams (23), Donald Hand (22), Adam Hall (21) and Travis Watson (20) vs.Georgetown (3/15/00)
· **A player with back-to-back 25-point games:** Joe Harris, 26 vs. Virginia Tech (2/12/13), 27 at North Carolina (2/16/13)
· **One player scored in double figures:** Mamadi Diakite (20) vs. Notre Dame (2/11/20)
· **No players scored in double figures:** vs. Florida (3/18/17)
· **Five players scored in double figures:** Sam Hauser (14), Tomas Woldetensae (14), Trey Murphy III (13), Kihei Clark (12), Jay Huff (12) at Clemson (1/16/21)
· **Six players scored in double figures:** Sean Singletary (27), Adrian Joseph (13), Jamil Tucker (13), Mamadi Diane (12), Calvin Baker (11) and Laurynas Mikalauskas (11) vs. Maryland (3/9/08)
· **Seven players scored in double figures:** Cornel Parker (20), Junior Burrough (15), Ted Jeffries (14), Cory Alexander (13), Jason Williford (12), Yuri Barnes (11) and Doug Smith (11) vs. Clemson (1/13/93)
· **Had 15 rebounds:** Mike Tobey (16) vs. Tennessee State (11/25/14)
· **Had 20 rebounds:** Mike Tobey (20) vs. Louisville (3/5/16)
· **Had 25 rebounds:** Bob Mortell (25) vs. Washington & Lee (2/27/60)
· **Two players with 10 rebounds:** Mamadi Diakite (10) and Braxton Key (10) vs. Virginia Tech (1/4/20)
· **Three players with 10 rebounds:** Jay Huff (12), Kihei Clark (11) and Braxton Key (10) at Syracuse (11/6/19)
· **Double-Double:** Jay Huff (13 points, 12 rebounds) vs. Syracuse (3/11/21).
· **Two players had a double-double:** Mamadi Diakite (19 pts, 13 rebs) and Braxton Key (14 pts, 10 rebs) vs. JMU (11/10/19)
· **Three players had a double-double:** Jason Williford (10 pts, 15 rebs), Ted Jeffries (23 pts, 10 rebs), and Cornel Parker (11 pts, 11 rebs) at William & Mary (1/25/93)
· **Double-Double with points and assists:** Ty Jerome (15 points, 11 assists) at North Carolina (2/11/19)
· **Triple-Double:** Ralph Sampson (15 pts, 22 rebs, 10 blks) vs. Old Dominion (12/29/79)
· **Three Double-Doubles in a row:** Sam Hauser [3] (13 pts, 10 rebs) at Notre Dame (12/30/20), (16 pts, 11 rebs) vs. Wake Forest (1/6/21), (17 pts, 10 rebs) at Boston College (1/9/21)
· **Four Double-Doubles in a row:** Mike Scott [5] (27 pts, 15 rebs) vs. Oklahoma (11/23/10), (16 pts, 10 rebs) vs. Wichita State (11/24/10), (17 pts, 12 rebs) at Minnesota (11/29/10), (21 pts, 13 rebs) at Virginia Tech (12/5/10), (10 pts, 13 rebs) vs. Radford (12/7/10)
· **20 points and 20 rebounds:** Travis Watson (21 points, 20 rebounds) vs. Wofford (1/2/03)
· **20 points and 10 rebounds:** Jay Huff (20 points, 12 rebounds) at Duke (2/20/21).
· **10 assists:** Kihei Clark (13) vs. Navy (12/29/19)
· **5 blocked Shots:** Jay Huff (5) vs. NC State (2/24/21)
· **5 steals:** Reece Beekman (5) vs. Wake Forest (1/6/21)
· **Led UVA in points, rebounds and assists:** Sam Hauser (16 points, 11 rebounds, 3 assists) vs. Wake Forest (1/6/21)
· **Hit a last second shot to win a game:** Reece Beekman vs. Syracuse (3/11/21) [3-pointer as time expired]
· **Played more than 40 minutes:** Kihei Clark (45) vs. Notre Dame (2/11/20)
· **Played 40 minutes:** Kihei Clark (40), vs. Notre Dame (1/9/21)

VIRGINIA TEAM

· **Won in Overtime:** 71-64 vs. Kent State (12/4/20)
· **Lost in Overtime:** 63-55 vs. Syracuse (1/11/20)
· **Played Two Overtimes:** at Virginia Tech, 80-78 2 OT (2/12/17)
· **Played Three Overtimes:** vs. Georgetown, L 115-111 (3/15/00)
· **Shot 70 percent for a half:** 70.4% (19-27) vs. Austin Peay - 1st Half (11/13/17)
· **Shot 60 percent in a game:** 60.7% (34-56) at Clemson (1/16/21)
· **Shot less than 30 percent in a game:** 29.5% (13-44) vs. VCU (12/9/18)
· **Shot 100 percent from the free throw line:** 100% (14-14) vs. NC State (2/24/21)
· **Shot 90 percent from the free throw line:** 91.7% (11-12) vs. Syracuse (3/11/21)
· **Shot 70 percent from 3-point line:** 72% (18-25) at Syracuse (3/4/19)
· **Shot less than 30 percent in a half:** 28% (7-25) in 1st Half vs. San Francisco (11/27/20)
· **Shot less than 20 percent in a half:** 18.2% (4-22) in 1st Half vs. California (12/22/15)
· **Shot 55 percent or better and lost:** 58.5% (31-53) at North Carolina (2/16/13)
· **Shot 50 percent or better and lost:** 52.8% (28-53) at Duke (1/19/19)
· **Attempted 50 FTs:** 52 (made 34) vs. Howard (12/12/94)
· **Attempted 35 3-pointers:** 38 (11-38) vs. Va. Tech (2/10/18)
· **Did Not Attempt a FT:** 0 vs. Wisconsin (11/27/17)
· **Made 30 FTs:** 31 (31 of 36) vs. Tennessee (3/18/07)
· **Made 15 3-pt FGs:** 15 at Clemson (1/16/21)
· **Failed to make a 3-pt FG:** vs. St. Francis Brooklyn (11/15/16)
· **Had 50 rebounds:** 50 vs. JMU (11/10/19)
· **Had 25 assists:** 26 vs. Iowa State (3/25/16)
· **Had 15 steals:** 16 vs. NC State (2/24/08)
· **Had 10 blocks:** 11 vs. Norfolk State (11/16/14)
· **Scored 50 pts in a half:** 52 at Clemson, 2nd half (1/16/21)
· **Scored 60 pts in a half:** 60 vs. Gonzaga, 1st half (1/3/07)
· **Scored 70 pts in a half:** 70 vs. Coastal Carolina, 2nd half (11/20/00)
· **Scored 100 pts (ACC):** 103 vs. Maryland (1/16/07)
· **Scored 100 pts (non-conf):** 100 vs. Marshall (12/31/18)
· **Scored under 20 pts in 1st half:** 17 at Purdue (12/4/19)
· **Scored under 20 pts in 2nd half:** 19 at No. Carolina (2/18/17)
· **Scored under 50 pts in a game:** 40 at Purdue (12/4/20)
· **Defeated top-5 opponent:** 61-56 vs. #5 Florida State (1/28/20)
· **Defeated top-5 opponent on the road:** 65-63 at #4 Duke (1/27/18)
· **Defeated top-ranked opponent:** 86-73 vs. #1 North Carolina (1/30/86)
· **Won when trailing by 16 points:** Trailed 32-16 during 63-61 vs. Ohio State (11/30/16)
· **Won when trailing by 17 points:** Trailed 31-14 during 61-58 overtime win vs. Maryland (3/10/13)

OPPONENT INDIVIDUALS

· **Scored 30 points:** Buddy Boeheim (31), Syracuse (3/11/21)
· **Scored 35 points:** Carsen Edwards (42), Purdue (3/30/19)
· **Scored 40 points:** Carsen Edwards (42), Purdue (3/30/19)
· **Scored 50 points:** Len Chappell (50), Wake (2/12/62)
· **Two players with 20 points:** Corey Kispert (32) and Drew Timme (29) vs. Gonzaga (12/26/20)
· **Two players with 25 points:** Corey Kispert (32) and Drew Timme (29) vs. Gonzaga (12/26/20)
· **Three players with 20 points:** Jordan McRae (21), Jarnell Stokes (20), Josh Richardson (20), at Tennessee (12/30/13)
· **Two players with 30 points:** Trevor Powell (31) and Tony Smith (31), at Marquette (2/3/90)
· **No players scored in double figures:** Clemson (1/16/21)
· **Five players scored in double figures:** Brandone Francis (17), Davide Moretti (15), Jarrett Culver (15), Kyler Edwards (12) and Matt Mooney (10) vs. Texas Tech (4/8/19)
· **Six players scored in double figures:** C.J. Harris (15), Ari Stewart (12), Travis McKie (12), J.T. Terrell (11), Ty Walker (11), Gary Clark (10), at Wake Forest (1/29/11)
· **Seven players scored in double figures:** Stanley Burrell (15), Drew Lavender (13), C.J. Anderson (12), B.J. Raymond (12), Josh Duncan (11), Charles Bronson (11) and Jason Love (10), at Xavier (1/3/08)
· **Double-Double:** Quincy Guerrier (14 points, 10 rebounds), Syracuse (3/11/21)
· **Double-Double with points and assists:** Keifer Sykes (21 pts, 10 assts), at Green Bay (12/7/13)
· **Two players had a double-double:** Marvin Bagley III (30 pts, 14 rebs) & Wendell Carter Jr. (14 pts, 15 rebs), Duke (1/27/18)
· **Had 15 rebounds:** Amando Bacot (16), No. Carolina (2/20/20)
· **Had 20 rebounds:** Tim Duncan (23), Wake Forest (2/22/97)
· **Had 10 assists:** Keifer Sykes (10), at Green Bay (12/7/13)
· **5 Blocked Shots:** Moses Wright (5), Georgia Tech (1/23/21)
· **5 Steals:** Jose Alvarado (6), Georgia Tech (1/23/21)
· **Hit a last second shot to win a game:** Donte DiVincenzo, Villanova (12/31/16), tip-in at the end of regulation

OPPONENT TEAM

· **Shot less than 30 percent in a game:** 28% (14-50), William & Mary (12/22/20)
· **Shot less than 30 percent in a game (ACC):** 27.1% (13-48), Virginia Tech (1/4/20)
· **Shot 60 percent in a game:** 60.3% (35-58), vs. Gonzaga (12/26/20)
· **Shot 55 percent or better and lost:** 55.3% (26-47), Cleveland State (11/25/09)
· **Scored 100 pts:** 106, Washington (11/22/10)
· **Scored 90 pts in an ACC game:** 93, North Carolina (2/16/13)
· **Scored 60 pts in a half:** 60, at Miami, 2nd half (3/1/08)
· **Scored 50 pts in a half:** 54, vs. Gonzaga, 2nd half (12/26/21)
· **Scored 45 pts in the first half:** 45, at Florida State (2/15/21)
· **Scored under 10 pts in 1st half:** 7, at Pitt (2/24/18)
· **Scored under 20 pts in 1st half:** 17, at Clemson (1/16/21)
· **Scored under 20 pts in 2nd half:** 19, vs. Towson (11/25/20)
· **Scored under 40 pts in a game:** 39, vs. Virginia Tech (1/4/20)
· **Had 25 assists:** 27, at Xavier (1/3/08)
· **Had 15 steals:** 15, VMI (11/16/08)
· **Had 10 blocks:** 10 at Maryland (3/5/11)
· **Failed to make a 3-pt FG:** Georgia Tech (1/22/15)

Official Basketball Box Score -- Game Totals -- Final Statistics
Towson vs Virginia
11/25/20 1:30 pm at Montville, CT

Towson 54 • 0-1,0-0 CAA

##	Player		Total FG-FGA	3-Ptr FG-FGA	FT-FTA	Rebounds Off	Def	Tot	PF	TP	A	TO	Blk	Stl	Min
22	Solomon Uyaelunmo	f	0-3	0-0	0-0	1	0	1	0	0	1	0	0	0	16
32	Charles Thompson	f	1-2	0-0	0-0	0	0	0	2	2	0	0	0	0	20
02	Zane Martin	g	3-9	0-4	0-0	0	2	2	0	6	3	3	0	0	24
11	Jason Gibson	g	3-4	1-2	2-2	0	2	2	2	9	1	1	0	0	18
25	Nicolas Timberlake	g	6-12	5-7	2-2	1	1	2	0	19	1	0	0	0	26
01	Demetrius Mims		0-1	0-0	3-4	0	1	1	0	3	1	0	0	0	14
03	Cam Allen		1-4	1-2	0-0	1	3	4	2	3	1	2	0	0	21
05	Jakigh Dottin		1-1	0-0	2-2	0	3	3	0	4	0	2	0	0	14
12	Juwan Gray		1-4	0-1	1-2	0	2	2	1	3	0	1	0	1	22
15	Chris Caliguiran		0-1	0-0	0-0	0	0	0	0	0	0	0	0	0	2
23	Derrick Jones Jr.		0-0	0-0	1-2	0	0	0	0	1	0	0	0	0	2
24	Greg Cross		0-0	0-0	0-0	0	0	0	0	0	0	0	0	0	1
34	Victor Uyaelunmo		1-7	0-0	0-0	3	3	6	2	2	1	0	0	0	17
35	Chris Biekeu		1-1	0-0	0-0	0	1	1	0	2	0	0	0	0	3
	Team					1	1	2				1			
	Totals		18-49	7-16	11-14	7	19	26	9	54	9	10	0	1	200

FG %	1st Half: 7-24	29.2%	2nd half: 11-25	44.0%	Game: 18-49	36.7%		Deadball
3FG %	1st Half: 3-8	37.5%	2nd half: 4-8	50.0%	Game: 7-16	43.8%		Rebounds
FT %	1st Half: 2-2	100.0	2nd half: 9-12	75.0%	Game: 11-14	78.6%		1

Virginia 89 • 1-0,0-0 ACC

##	Player		Total FG-FGA	3-Ptr FG-FGA	FT-FTA	Rebounds Off	Def	Tot	PF	TP	A	TO	Blk	Stl	Min
04	Justin McKoy	f	1-4	0-0	0-0	0	5	5	0	2	3	0	0	0	22
10	Sam Hauser	f	7-9	3-3	2-2	4	4	8	0	19	3	2	0	0	26
30	Jay Huff	f	6-8	2-3	0-0	1	3	4	3	14	0	0	3	0	17
00	Kihei Clark	g	3-6	0-0	1-1	0	0	0	1	7	3	1	0	0	26
13	Casey Morsell	g	2-6	1-3	0-0	2	2	4	1	5	2	0	0	2	18
01	Jabri Abdur-Rahim		1-2	1-2	0-0	0	0	0	1	3	0	0	0	0	4
02	Reece Beekman		1-3	1-1	0-0	0	2	2	1	3	2	0	0	2	20
05	Jayden Nixon		0-0	0-0	0-0	0	1	1	1	0	0	0	0	0	2
11	Malachi Poindexter		0-1	0-1	0-0	0	0	0	0	0	0	0	0	0	2
12	Chase Coleman		0-0	0-0	0-0	0	1	1	0	0	0	0	0	0	2
21	Kadin Shedrick		1-2	0-0	0-0	0	0	0	1	2	1	0	2	1	10
22	Francisco Caffaro		0-0	0-0	0-0	0	1	1	0	0	0	0	0	0	3
23	Kody Stattmann		4-5	0-1	0-0	0	2	2	1	8	0	0	0	0	12
24	Austin Katstra		0-2	0-2	0-0	0	0	0	0	0	0	0	0	0	2
25	Trey Murphy III		7-9	6-8	1-1	0	3	3	1	21	0	2	0	1	17
33	Carson McCorkle		0-2	0-2	0-0	1	0	1	1	0	2	0	0	0	5
53	Tomas Woldetensae		2-4	1-3	0-0	0	2	2	2	5	1	1	0	1	12
	Team					0	0	0							
	Totals		35-63	15-29	4-4	8	26	34	14	89	17	6	5	7	200

FG %	1st Half: 16-30	53.3%	2nd half: 19-33	57.6%	Game: 35-63	55.6%		Deadball
3FG %	1st Half: 8-13	61.5%	2nd half: 7-16	43.8%	Game: 15-29	51.7%		Rebounds
FT %	1st Half: 2-2	100.0	2nd half: 2-2	100.0	Game: 4-4	100.0		1

Officials: Chase Shaw,Anthony Eades,Ron Tyburski
Technical fouls: Towson-None. Virginia-None.
Attendance:
2020-21 Men's Basketball. Round: 0. Towson vs Virginia. Played at Mohegan Sun.

Score by periods	1st	2nd	Total
Towson	19	35	**54**
Virginia	42	47	**89**

Official Basketball Box Score -- Game Totals -- Final Statistics
Virginia vs San Francisco
11/27/20 11:30 am at Montville, CT

Virginia 60 • 1-1,0-0 ACC

##	Player		Total FG-FGA	3-Ptr FG-FGA	FT-FTA	Rebounds Off	Def	Tot	PF	TP	A	TO	Blk	Stl	Min
04	Justin McKoy	f	4-8	1-2	2-2	0	6	6	1	11	1	1	0	0	18
10	Sam Hauser	f	5-11	0-3	0-0	0	6	6	1	10	0	3	1	0	34
30	Jay Huff	f	1-2	0-1	2-2	0	7	7	1	4	1	0	2	0	26
00	Kihei Clark	g	1-5	0-2	7-10	0	2	2	2	9	2	3	0	1	32
13	Casey Morsell	g	2-5	0-0	0-0	1	0	1	0	4	0	1	1	0	13
02	Reece Beekman		5-6	1-1	0-0	0	4	4	4	11	0	0	1	0	27
21	Kadin Shedrick		0-3	0-1	0-0	1	2	3	1	0	0	0	1	0	8
23	Kody Stattmann		1-3	0-0	0-0	0	1	1	0	2	0	0	0	0	7
25	Trey Murphy III		0-6	0-1	4-4	0	1	1	1	4	0	0	0	1	25
53	Tomas Woldetensae		2-2	1-1	0-0	0	0	0	1	5	1	0	0	0	10
	Team					3	2	5							
	Totals		21-51	3-12	15-18	5	31	36	12	60	5	8	6	3	200

FG %	1st Half: 7-25	28.0%	2nd half: 14-26	53.8%	Game: 21-51	41.2%		Deadball
3FG %	1st Half: 2-8	25.0%	2nd half: 1-4	25.0%	Game: 3-12	25.0%		Rebounds
FT %	1st Half: 8-10	80.0%	2nd half: 7-8	87.5%	Game: 15-18	83.3%		2

San Francisco 61 • 2-1,0-0 WCC

##	Player		Total FG-FGA	3-Ptr FG-FGA	FT-FTA	Rebounds Off	Def	Tot	PF	TP	A	TO	Blk	Stl	Min
34	Taavi Jurkatamm	f	3-9	2-4	0-0	2	3	5	4	8	1	3	0	1	31
43	Samba Kane	c	0-1	0-0	0-0	1	1	2	1	0	0	0	1	0	9
00	Khalil Shabazz	g	5-11	3-4	1-1	1	4	5	1	14	1	1	0	0	27
01	Jamaree Bouyea	g	8-15	3-6	0-0	0	3	3	2	19	6	0	0	2	35
11	Damari Milstead	g	0-5	0-1	0-0	1	2	3	1	0	4	1	0	1	23
03	Isaiah Hawthorne		0-1	0-1	0-0	1	0	1	1	0	0	1	0	0	2
10	Josh Kunen		3-5	2-2	0-1	0	7	7	3	8	0	1	1	1	29
22	Dzmitry Ryuny		3-10	3-10	1-2	0	4	4	3	10	2	0	1	1	34
31	Jonas Visser		1-1	0-0	0-0	0	1	1	0	2	0	0	0	0	10
	Team					0	1	1				1			
	Totals		23-58	13-28	2-4	6	26	32	16	61	14	8	3	6	200

FG %	1st Half: 8-29	27.6%	2nd half: 15-29	51.7%	Game: 23-58	39.7%		Deadball
3FG %	1st Half: 4-13	30.8%	2nd half: 9-15	60.0%	Game: 13-28	46.4%		Rebounds
FT %	1st Half: 1-2	50.0%	2nd half: 1-2	50.0%	Game: 2-4	50.0%		0

Officials: Todd Austin,Lee Cassell,DJ Carstensen
Technical fouls: Virginia-None. San Francisco-None.
Attendance:
2020-21 Men's Basketball. Round: 0. San Francisco vs Virginia. Played at Moheg

Score by periods	1st	2nd	Total
Virginia	24	36	**60**
San Francisco	21	40	**61**

Official Basketball Box Score -- Game Totals -- Final Statistics
Saint Francis (PA) vs Virginia
12/01/20 4:00 pm at Charlottesville, VA

Saint Francis (PA) 51 • 1-2,0-0 NEC

##	Player		Total FG-FGA	3-Ptr FG-FGA	FT-FTA	Rebounds Off	Def	Tot	PF	TP	A	TO	Blk	Stl	Min
05	Myles Thompson	f	3-8	2-6	1-2	0	3	3	2	9	0	3	0	0	24
42	Mark Flagg	f	5-8	0-0	1-2	0	4	4	0	11	0	0	0	1	23
01	Zahree Harrison	g	0-2	0-1	3-4	0	3	3	1	3	5	2	0	0	31
11	Maxwell Land	g	1-4	1-2	0-0	2	3	5	2	3	0	1	0	1	26
24	Bryce Laskey	g	5-12	2-6	0-0	0	0	0	0	12	0	1	0	1	24
03	Luke Ruggery		0-1	0-1	0-0	0	0	0	1	0	0	0	0	0	12
04	Ronell Giles, Jr.		0-4	0-1	0-0	0	1	1	0	0	3	0	0	0	21
22	Tyler Stewart		2-7	1-6	2-2	1	0	1	2	7	2	2	0	1	19
23	A.J. Labriola		0-0	0-0	0-0	0	1	1	0	0	0	0	0	0	2
31	Brad McCabe		1-1	1-1	0-0	0	0	0	0	3	0	0	0	0	2
32	Jeriah Coleman		0-2	0-0	1-2	0	2	2	3	1	0	0	0	1	9
33	Josh Cohen		1-1	0-0	0-1	0	1	1	1	2	0	0	0	0	7
	Team					2	2	4				1			
	Totals		18-50	7-24	8-13	5	20	25	12	51	10	10	0	5	200

FG %	1st Half: 4-23	17.4%	2nd half: 14-27	51.9%	Game: 18-50	36.0%		Deadball
3FG %	1st Half: 2-14	14.3%	2nd half: 5-10	50.0%	Game: 7-24	29.2%		Rebounds
FT %	1st Half: 3-6	50.0%	2nd half: 5-7	71.4%	Game: 8-13	61.5%		3

Virginia 76 • 2-1,0-0 ACC

##	Player		Total FG-FGA	3-Ptr FG-FGA	FT-FTA	Rebounds Off	Def	Tot	PF	TP	A	TO	Blk	Stl	Min
04	Justin McKoy	f	2-3	0-0	3-3	1	1	2	1	7	1	2	0	2	19
10	Sam Hauser	f	5-7	1-3	0-0	0	6	6	1	11	0	0	0	0	18
30	Jay Huff	f	6-7	0-1	1-2	2	3	5	1	13	0	0	3	0	14
02	Reece Beekman	g	1-3	0-1	0-0	0	2	2	0	2	4	0	0	3	22
53	Tomas Woldetensae	g	2-5	2-4	2-2	0	3	3	0	8	4	1	0	0	23
00	Kihei Clark		0-2	0-1	0-0	0	0	0	2	0	3	3	0	0	15
01	Jabri Abdur-Rahim		0-3	0-2	0-0	0	1	1	1	0	1	0	0	0	11
11	Malachi Poindexter		0-1	0-1	0-0	0	0	0	0	0	0	0	0	0	1
12	Chase Coleman		0-0	0-0	0-0	0	0	0	0	0	0	0	0	0	1
13	Casey Morsell		3-6	1-3	0-0	0	0	0	1	7	2	1	0	0	15
21	Kadin Shedrick		5-6	0-0	2-2	4	4	8	3	12	0	2	0	0	18
22	Francisco Caffaro		0-1	0-0	0-0	0	0	0	2	0	0	0	0	0	6
23	Kody Stattmann		2-4	0-1	0-0	0	4	4	0	4	2	0	0	0	14
24	Austin Katstra		0-1	0-0	0-0	1	0	1	0	0	0	0	0	0	1
25	Trey Murphy III		3-7	1-4	3-3	1	3	4	3	10	1	0	0	0	17
33	Carson McCorkle		1-2	0-1	0-0	0	2	2	0	2	0	0	0	0	5
	Team					0	0	0							
	Totals		30-58	5-22	11-12	9	29	38	15	76	18	9	3	5	200

FG %	1st Half: 18-27	66.7%	2nd half: 12-31	38.7%	Game: 30-58	51.7%		Deadball
3FG %	1st Half: 3-10	30.0%	2nd half: 2-12	16.7%	Game: 5-22	22.7%		Rebounds
FT %	1st Half: 6-7	85.7%	2nd half: 5-5	100.0	Game: 11-12	91.7%		0

Officials: Sean Hull,Ramie Styons,Bill Covington, Jr.
Technical fouls: Saint Francis (PA)-None. Virginia-None.
Attendance: 250
2020-21 Men's Basketball. Round: 0. Saint Francis (PA) vs Virginia. Played at

Score by periods	1st	2nd	Total
Saint Francis (PA)	13	38	**51**
Virginia	45	31	**76**

Official Basketball Box Score -- Game Totals -- Final Statistics
Kent St. vs Virginia
12/04/20 6:00 pm at Charlottesville, VA

Kent St. 64 • 1-1,0-0 MAC

##	Player		Total FG-FGA	3-Ptr FG-FGA	FT-FTA	Rebounds Off	Def	Tot	PF	TP	A	TO	Blk	Stl	Min
05	Danny Pippen	f	5-16	3-10	0-0	1	4	5	5	13	2	4	0	0	37
21	Justyn Hamilton	f	6-11	0-1	0-0	3	2	5	5	12	2	1	0	0	38
01	Michael Nuga	g	8-18	4-13	0-0	1	5	6	2	20	2	1	0	2	44
02	Malique Jacobs	g	2-6	0-1	3-4	2	3	5	5	7	3	2	0	4	30
11	Giovanni Santiago	g	3-7	2-4	0-0	0	5	5	5	8	0	1	0	0	38
23	Evan Bainbridge		0-1	0-1	2-2	0	0	0	0	2	1	0	0	0	4
32	Gabe O'Neal		0-0	0-0	0-0	1	0	1	2	0	0	1	0	1	11
33	Jeremiah Hernandez		0-2	0-1	0-0	0	0	0	1	0	2	1	0	1	19
55	James Jordan		1-2	0-1	0-0	1	1	2	0	2	0	0	0	0	4
	Team					1	0	1				1			
	Totals		25-63	9-32	5-6	10	20	30	25	64	12	12	0	8	225

FG %	1st Half: 9-25	36.0%	2nd half: 15-27	55.6%	OT: 1-11	9.1%	Game: 25-63	39.7%		Deadball
3FG %	1st Half: 2-12	16.7%	2nd half: 7-14	50.0%	OT: 0-6	0.0%	Game: 9-32	28.1%		Rebounds
FT %	1st Half: 2-2	100.0	2nd half: 3-4	75.0%	OT: 0-0	0.0%	Game: 5-6	83.3%		2

Virginia 71 • 3-1,0-0 ACC

##	Player		Total FG-FGA	3-Ptr FG-FGA	FT-FTA	Rebounds Off	Def	Tot	PF	TP	A	TO	Blk	Stl	Min
04	Justin McKoy	f	0-1	0-0	0-0	0	2	2	2	0	1	1	0	0	11
10	Sam Hauser	f	7-14	3-7	1-2	2	5	7	1	18	4	2	1	0	41
30	Jay Huff	f	5-9	1-2	7-8	0	11	11	0	18	1	1	2	0	37
02	Reece Beekman	g	2-4	0-2	0-0	0	3	3	2	4	0	2	0	2	31
53	Tomas Woldetensae	g	2-6	1-4	0-0	0	1	1	4	5	2	3	0	2	31
00	Kihei Clark		2-4	1-1	9-12	0	1	1	1	14	3	1	0	0	38
13	Casey Morsell		1-2	0-0	2-2	0	0	0	1	4	1	0	0	0	11
21	Kadin Shedrick		0-0	0-0	0-2	0	0	0	1	0	0	1	0	0	6
25	Trey Murphy III		2-4	1-2	3-4	2	2	4	1	8	2	0	1	2	19
	Team					1	2	3				1			
	Totals		21-44	7-18	22-30	5	27	32	13	71	14	12	4	6	225

FG %	1st Half: 11-24	45.8%	2nd half: 8-15	53.3%	OT: 2-5	40.0%	Game: 21-44	47.7%		Deadball
3FG %	1st Half: 5-13	38.5%	2nd half: 1-3	33.3%	OT: 1-2	50.0%	Game: 7-18	38.9%		Rebounds
FT %	1st Half: 2-4	50.0%	2nd half: 16-20	80.0%	OT: 4-6	66.7%	Game: 22-30	73.3%		6

Officials: Justin Porterfield,Lee Cassell,Ron Groover
Technical fouls: Kent St.-None. Virginia-None.
Attendance: 250
2020-21 Men's Basketball. Round: 0. Kent St. vs Virginia. Played at John Paul

Score by periods	1st	2nd	OT	Total
Kent St.	22	40	2	**64**
Virginia	29	33	9	**71**

Official Basketball Box Score -- Game Totals -- Final Statistics
William & Mary vs Virginia
12/22/20 2:00 pm at Charlottesville, VA

William & Mary 40 • 2-3,0-0 CAA

##	Player		Total FG-FGA	3-Ptr FG-FGA	FT-FTA	Rebounds Off	Def	Tot	PF	TP	A	TO	Blk	Stl	Min
21	Quinn Blair	f	1-5	0-2	4-4	3	1	4	3	6	0	1	0	0	23
30	Mehkel Harvey	c	2-4	0-0	0-0	0	0	0	0	4	0	0	0	0	11
05	Yuri Covington	g	3-7	2-3	4-4	1	3	4	4	12	2	7	0	0	24
12	Luke Loewe	g	2-10	0-4	1-1	0	1	1	3	5	4	3	0	1	35
23	Connor Kochera	g	4-13	0-5	0-1	3	3	6	0	8	0	0	0	1	32
01	Jake Milkereit		1-7	1-3	0-0	0	1	1	0	3	0	0	0	0	21
10	Rainers Hermanovskis		0-0	0-0	0-0	0	0	0	0	0	0	0	0	0	9
11	Thornton Scott		0-0	0-0	0-0	0	0	0	1	0	0	1	0	1	13
15	Miguel Ayesa		0-0	0-0	0-0	0	0	0	0	0	0	0	0	0	3
24	Austin Washburn		0-0	0-0	0-0	0	0	0	0	0	0	1	0	0	3
35	Ben Wight		1-4	0-0	0-0	4	3	7	5	2	0	1	0	0	26
	Team					3	3	6				3			
	Totals		14-50	3-17	9-10	14	15	29	16	40	6	17	0	3	200

FG % 1st Half: 5-27 18.5% 2nd half: 9-23 39.1% Game: 14-50 28.0%
3FG % 1st Half: 1-11 9.1% 2nd half: 2-6 33.3% Game: 3-17 17.6%
FT % 1st Half: 3-4 75.0% 2nd half: 6-6 100.0 Game: 9-10 90.0%

Deadball Rebounds 1

Virginia 76 • 4-1,0-0 ACC

##	Player		Total FG-FGA	3-Ptr FG-FGA	FT-FTA	Rebounds Off	Def	Tot	PF	TP	A	TO	Blk	Stl	Min
10	Sam Hauser	f	3-7	3-7	0-0	1	2	3	0	9	2	1	0	0	35
30	Jay Huff	f	4-7	1-2	0-0	2	2	4	1	9	1	1	3	1	17
00	Kihei Clark	g	3-6	0-1	0-0	0	2	2	1	6	4	1	0	2	34
25	Trey Murphy III	g	6-9	3-6	0-1	1	3	4	1	15	3	0	0	0	32
53	Tomas Woldetensae	g	1-4	1-4	2-2	0	2	2	2	5	0	0	0	1	16
01	Jabri Abdur-Rahim		0-0	0-0	2-2	0	1	1	1	2	0	0	0	1	5
02	Reece Beekman		3-6	0-1	0-0	0	2	2	0	6	4	0	0	1	11
04	Justin McKoy		1-3	0-2	1-2	0	1	1	1	3	1	0	0	0	7
05	Jayden Nixon		0-0	0-0	0-0	0	0	0	0	0	0	0	0	0	2
12	Chase Coleman		0-0	0-0	0-0	0	0	0	0	0	0	0	0	0	2
13	Casey Morsell		3-6	0-2	0-0	0	2	2	0	6	0	1	1	1	14
21	Kadin Shedrick		3-6	0-0	4-5	5	2	7	1	10	0	2	1	0	16
22	Francisco Caffaro		0-0	0-0	2-2	1	1	2	1	2	0	0	0	0	4
24	Austin Katstra		1-1	1-1	0-0	0	0	0	0	3	0	0	0	0	2
33	Carson McCorkle		0-0	0-0	0-0	0	0	0	0	0	1	0	0	1	3
	Team					3	2	5				1			
	Totals		28-55	9-26	11-14	13	22	35	9	76	16	7	5	8	200

FG % 1st Half: 15-27 55.6% 2nd half: 13-28 46.4% Game: 28-55 50.9%
3FG % 1st Half: 4-13 30.8% 2nd half: 5-13 38.5% Game: 9-26 34.6%
FT % 1st Half: 2-3 66.7% 2nd half: 9-11 81.8% Game: 11-14 78.6%

Deadball Rebounds 2

Officials: Brent Hampton,Tim Clougherty,Tony Henderson
Technical fouls: William & Mary-None. Virginia-None.
Attendance: 250
2020-21 Men's Basketball. Round: 0. Virginia vs William & Mary. Played at John

Score by periods	1st	2nd	Total
William & Mary	14	26	**40**
Virginia	36	40	**76**

Official Basketball Box Score -- Game Totals -- Final Statistics
Virginia vs Gonzaga
12/26/20 3:00 pm at Fort Worth, TX

Virginia 75 • 4-2,0-0 ACC

##	Player		Total FG-FGA	3-Ptr FG-FGA	FT-FTA	Rebounds Off	Def	Tot	PF	TP	A	TO	Blk	Stl	Min
10	Sam Hauser	f	3-11	0-4	4-4	1	4	5	1	10	1	1	0	1	33
30	Jay Huff	f	4-5	1-1	0-0	4	2	6	4	9	0	2	3	0	13
00	Kihei Clark	g	7-14	1-3	4-4	0	2	2	1	19	4	6	0	0	33
02	Reece Beekman	g	1-2	1-1	0-2	0	2	2	2	3	4	3	0	0	29
53	Tomas Woldetensae	g	2-5	2-4	0-0	0	0	0	3	6	0	0	0	1	16
01	Jabri Abdur-Rahim		0-1	0-1	0-0	0	0	0	4	0	0	0	1	0	8
04	Justin McKoy		1-2	1-2	2-2	0	2	2	0	5	0	0	0	0	8
13	Casey Morsell		3-6	0-3	2-2	0	1	1	2	8	0	2	0	0	18
21	Kadin Shedrick		0-1	0-0	0-0	2	2	4	2	0	2	0	0	1	10
22	Francisco Caffaro		0-0	0-0	0-0	0	0	0	0	0	1	0	0	0	5
25	Trey Murphy III		5-7	4-6	1-2	0	3	3	1	15	2	1	0	1	27
	Team					0	0	0							
	Totals		26-54	10-25	13-16	7	18	25	20	75	14	15	4	4	200

FG % 1st Half: 12-26 46.2% 2nd half: 14-28 50.0% Game: 26-54 48.1%
3FG % 1st Half: 4-12 33.3% 2nd half: 6-13 46.2% Game: 10-25 40.0%
FT % 1st Half: 3-4 75.0% 2nd half: 10-12 83.3% Game: 13-16 81.3%

Deadball Rebounds 1,1

Gonzaga 98 • 7-0,0-0 WCC

##	Player		Total FG-FGA	3-Ptr FG-FGA	FT-FTA	Rebounds Off	Def	Tot	PF	TP	A	TO	Blk	Stl	Min
02	Drew Timme	f	9-15	0-1	11-13	3	5	8	2	29	3	1	1	1	28
22	Anton Watson	f	3-4	0-0	0-1	1	1	2	2	6	3	0	1	0	16
24	Corey Kispert	f	11-15	9-13	1-2	0	1	1	3	32	3	1	0	0	30
01	Jalen Suggs	g	3-7	0-1	2-2	2	5	7	2	8	6	1	0	4	29
11	Joel Ayayi	g	3-6	1-4	1-2	0	4	4	2	8	2	0	0	0	35
00	Julian Strawther		0-1	0-1	0-0	0	0	0	0	0	0	0	0	0	5
03	Andrew Nembhard		3-3	0-0	1-1	0	4	4	1	7	8	2	0	1	30
04	Aaron Cook		2-3	0-0	2-2	1	1	2	4	6	1	1	0	1	13
10	Pavel Zakharov		0-1	0-0	0-0	0	0	0	1	0	0	0	0	0	2
21	Oumar Ballo		1-3	0-0	0-0	0	0	0	0	2	0	1	0	0	6
55	Dominick Harris		0-0	0-0	0-0	1	1	2	0	0	0	0	0	1	6
	Team					0	1	1							
	Totals		35-58	10-20	18-23	8	23	31	17	98	26	7	2	8	200

FG % 1st Half: 16-30 53.3% 2nd half: 19-28 67.9% Game: 35-58 60.3%
3FG % 1st Half: 5-11 45.5% 2nd half: 5-9 55.6% Game: 10-20 50.0%
FT % 1st Half: 7-10 70.0% 2nd half: 11-13 84.6% Game: 18-23 78.3%

Deadball Rebounds 1

Officials: Terry Oglesby,Kipp Kissinger,Bert Smith
Technical fouls: Virginia-None. Gonzaga-None.
Attendance: 2795
2020-21 Men's Basketball. Round: 0. Gonzaga vs Virginia. Played at Dickies Are

Score by periods	1st	2nd	Total
Virginia	31	44	**75**
Gonzaga	44	54	**98**

Official Basketball Box Score -- Game Totals -- Final Statistics
Virginia vs Notre Dame
12/30/20 6:00 pm at Notre Dame, IN

Virginia 66 • 5-2,1-0 ACC

##	Player		Total FG-FGA	3-Ptr FG-FGA	FT-FTA	Rebounds Off	Def	Tot	PF	TP	A	TO	Blk	Stl	Min
10	Sam Hauser	f	5-13	3-8	0-0	2	8	10	1	13	4	1	0	0	38
30	Jay Huff	f	7-9	1-3	0-0	0	5	5	4	15	1	2	1	0	24
00	Kihei Clark	g	7-12	2-4	3-6	0	3	3	0	19	5	0	0	0	38
13	Casey Morsell	g	2-9	1-3	1-2	0	2	2	3	6	1	0	1	2	27
25	Trey Murphy III	g	2-5	1-4	0-0	1	3	4	1	5	1	0	1	0	31
02	Reece Beekman		0-2	0-1	0-0	0	1	1	1	0	0	1	0	1	13
04	Justin McKoy		3-5	0-1	0-0	3	3	6	4	6	1	0	0	0	10
21	Kadin Shedrick		1-1	0-0	0-0	0	1	1	0	2	0	1	0	0	4
53	Tomas Woldetensae		0-2	0-2	0-0	0	1	1	1	0	1	0	0	0	15
	Team					1	1	2							
	Totals		27-58	8-26	4-8	7	28	35	15	66	14	5	3	3	200

FG % 1st Half: 13-29 44.8% 2nd half: 14-29 48.3% Game: 27-58 46.6%
3FG % 1st Half: 3-12 25.0% 2nd half: 5-14 35.7% Game: 8-26 30.8%
FT % 1st Half: 1-2 50.0% 2nd half: 3-6 50.0% Game: 4-8 50.0%

Deadball Rebounds 0

Notre Dame 57 • 3-5,0-2 ACC

##	Player		Total FG-FGA	3-Ptr FG-FGA	FT-FTA	Rebounds Off	Def	Tot	PF	TP	A	TO	Blk	Stl	Min
14	Nate Laszewski	f	8-11	4-7	8-10	1	5	6	2	28	1	0	0	1	37
02	Trey Wertz	g	0-2	0-0	1-2	0	2	2	0	1	1	0	0	0	10
03	Prentiss Hubb	g	1-8	0-6	2-2	0	2	2	2	4	8	3	0	1	39
05	Cormac Ryan	g	0-4	0-3	0-0	2	2	4	3	0	0	2	0	1	29
23	Dane Goodwin	g	2-8	1-3	0-0	0	7	7	0	5	1	0	0	0	34
11	Juwan Durham		7-11	0-0	5-7	0	5	5	3	19	1	2	1	0	30
13	Nikola Djogo		0-1	0-1	0-0	0	4	4	1	0	1	0	0	0	21
	Team					0	1	1							
	Totals		18-45	5-20	16-21	3	28	31	11	57	13	7	1	3	200

FG % 1st Half: 7-22 31.8% 2nd half: 11-23 47.8% Game: 18-45 40.0%
3FG % 1st Half: 2-9 22.2% 2nd half: 3-11 27.3% Game: 5-20 25.0%
FT % 1st Half: 8-11 72.7% 2nd half: 8-10 80.0% Game: 16-21 76.2%

Deadball Rebounds 1

Officials: Tommy Morrissey,Brian Dorsey,Bill Covington, Jr.
Technical fouls: Virginia-None. Notre Dame-None.
Attendance: 86
2020-21 Men's Basketball. Round: 0. Notre Dame vs Virginia. Played at Purcell

Score by periods	1st	2nd	Total
Virginia	30	36	**66**
Notre Dame	24	33	**57**

Official Basketball Box Score -- Game Totals -- Final Statistics
Wake Forest vs Virginia
01/06/21 9:00 pm at Charlottesville, VA

Wake Forest 61 • 3-2,0-2 ACC

##	Player		Total FG-FGA	3-Ptr FG-FGA	FT-FTA	Rebounds Off	Def	Tot	PF	TP	A	TO	Blk	Stl	Min
01	Isaiah Mucius	f	5-12	1-3	3-3	2	5	7	0	14	0	3	1	0	35
33	Ody Oguama	f	4-7	0-0	0-2	1	3	4	3	8	1	0	0	0	24
20	Jonah Antonio	g	5-8	4-7	0-0	0	4	4	2	14	0	2	0	2	31
23	Isaiah Wilkins	g	1-1	1-1	0-0	0	3	3	1	3	3	1	0	1	15
35	Carter Whitt	g	0-2	0-1	1-2	0	2	2	2	1	2	2	0	0	22
00	Jahcobi Neath		0-0	0-0	0-0	0	0	0	1	0	1	2	0	0	13
02	Jalen Johnson		0-0	0-0	0-0	0	0	0	0	0	0	0	0	0	9
04	Daivien Williamson		4-8	0-1	0-0	0	1	1	2	8	4	1	0	1	32
25	Ismael Massoud		4-7	4-6	1-4	0	3	3	1	13	1	2	0	0	19
	Team					1	1	2							
	Totals		23-45	10-19	5-11	4	22	26	12	61	12	13	1	4	200

FG % 1st Half: 15-24 62.5% 2nd half: 8-21 38.1% Game: 23-45 51.1%
3FG % 1st Half: 6-10 60.0% 2nd half: 4-9 44.4% Game: 10-19 52.6%
FT % 1st Half: 3-5 60.0% 2nd half: 2-6 33.3% Game: 5-11 45.5%

Deadball Rebounds 2

Virginia 70 • 6-2,2-0 ACC

##	Player		Total FG-FGA	3-Ptr FG-FGA	FT-FTA	Rebounds Off	Def	Tot	PF	TP	A	TO	Blk	Stl	Min
10	Sam Hauser	f	7-13	1-6	1-2	1	10	11	0	16	3	0	0	1	35
30	Jay Huff	f	4-7	1-3	2-2	1	2	3	2	11	0	1	1	1	25
00	Kihei Clark	g	5-8	0-1	0-0	0	1	1	2	10	3	3	0	2	40
02	Reece Beekman	g	4-8	1-3	3-4	0	1	1	0	12	3	2	0	5	37
25	Trey Murphy III	g	4-8	3-6	2-2	0	1	1	2	13	2	0	0	1	38
04	Justin McKoy		3-4	0-0	0-0	2	3	5	2	6	0	0	0	0	14
21	Kadin Shedrick		1-2	0-0	0-0	0	0	0	0	2	0	0	0	0	3
53	Tomas Woldetensae		0-2	0-1	0-0	0	2	2	0	0	0	0	0	0	8
	Team					0	2	2							
	Totals		28-52	6-20	8-10	4	22	26	8	70	11	6	1	10	200

FG % 1st Half: 14-27 51.9% 2nd half: 14-25 56.0% Game: 28-52 53.8%
3FG % 1st Half: 5-12 41.7% 2nd half: 1-8 12.5% Game: 6-20 30.0%
FT % 1st Half: 1-2 50.0% 2nd half: 7-8 87.5% Game: 8-10 80.0%

Deadball Rebounds 0

Officials: Justin Porterfield,A.J. Desai,Ron Groover
Technical fouls: Wake Forest-None. Virginia-None.
Attendance: 250
2020-21 Men's Basketball. Round: 0. Virginia vs Wake Forest. Played at John Pa

Score by periods	1st	2nd	Total
Wake Forest	39	22	**61**
Virginia	34	36	**70**

Official Basketball Box Score -- Game Totals -- Final Statistics

Virginia vs Boston College

01/09/21 2:00 pm at Boston, MA

Virginia 61 • 7-2,3-0 ACC

##	Player		Total FG-FGA	3-Ptr FG-FGA	FT-FTA	Rebounds Off	Def	Tot	PF	TP	A	TO	Blk	Stl	Min
10	Sam Hauser	f	7-16	2-6	1-2	2	8	10	2	17	1	2	0	2	36
30	Jay Huff	f	7-11	0-1	4-4	2	6	8	4	18	0	2	5	1	29
00	Kihei Clark	g	6-8	0-0	0-0	0	3	3	0	12	3	1	0	0	40
02	Reece Beekman	g	0-4	0-2	4-4	0	3	3	1	4	3	0	0	0	37
25	Trey Murphy III	g	3-9	2-6	0-0	0	4	4	3	8	0	1	1	0	38
04	Justin McKoy		1-5	0-0	0-0	1	3	4	2	2	0	0	0	0	9
22	Francisco Caffaro		0-0	0-0	0-0	0	0	0	1	0	0	0	0	0	3
33	Carson McCorkle		0-0	0-0	0-0	0	0	0	0	0	0	0	0	0	2
53	Tomas Woldetensae		0-0	0-0	0-0	0	0	0	2	0	0	0	0	0	6
	Team					1	0	1				1			
	Totals		24-53	4-15	9-10	6	27	33	15	61	7	7	6	3	200

FG % 1st Half: 10-24 41.7% 2nd half: 14-29 48.3% Game: 24-53 45.3%
3FG % 1st Half: 3-8 37.5% 2nd half: 1-7 14.3% Game: 4-15 26.7%
FT % 1st Half: 6-6 100.0 2nd half: 3-4 75.0% Game: 9-10 90.0%

Deadball Rebounds 0

Boston College 49 • 2-9,0-5 ACC

##	Player		Total FG-FGA	3-Ptr FG-FGA	FT-FTA	Rebounds Off	Def	Tot	PF	TP	A	TO	Blk	Stl	Min
01	CJ Felder	f	3-7	1-4	2-4	1	8	9	2	9	0	0	3	0	32
33	James Karnik	c	2-12	1-4	2-3	4	5	9	3	7	0	1	1	1	32
05	Jay Heath	g	2-10	1-3	1-2	2	4	6	1	6	3	1	0	0	33
15	DeMarr Langford	g	5-7	1-2	3-5	2	2	4	0	14	2	2	0	1	34
22	Rich Kelly	g	4-8	1-2	1-1	1	4	5	1	10	1	6	0	1	32
10	Wynston Tabbs		0-9	0-4	0-0	1	0	1	2	0	2	0	0	0	21
14	Kamari Williams		1-1	1-1	0-0	0	0	0	0	3	1	0	0	0	8
32	Justin Vander Baan		0-1	0-1	0-0	0	0	0	1	0	0	1	2	0	8
	Team					2	1	3							
	Totals		17-55	6-21	9-15	13	24	37	10	49	9	11	6	3	200

FG % 1st Half: 10-32 31.3% 2nd half: 7-23 30.4% Game: 17-55 30.9%
3FG % 1st Half: 4-13 30.8% 2nd half: 2-8 25.0% Game: 6-21 28.6%
FT % 1st Half: 2-5 40.0% 2nd half: 7-10 70.0% Game: 9-15 60.0%

Deadball Rebounds 4

Officials: Raymie Styons,Tony Henderson,John Gaffney
Technical fouls: Virginia-None. Boston College-None.
Attendance:
2020-21 Men's Basketball. Round: 0. Boston College vs Virginia. Played at Silv

Score by periods	1st	2nd	Total
Virginia	29	32	**61**
Boston College	26	23	**49**

Official Basketball Box Score -- Game Totals -- Final Statistics

Notre Dame vs Virginia

01/13/21 4:30 pm at Charlottesville, VA

Notre Dame 68 • 3-8,0-5 ACC

##	Player		Total FG-FGA	3-Ptr FG-FGA	FT-FTA	Rebounds Off	Def	Tot	PF	TP	A	TO	Blk	Stl	Min
11	Juwan Durham	f	4-6	0-0	2-2	2	2	4	2	10	0	2	0	2	28
14	Nate Laszewski	f	4-8	1-4	3-4	2	6	8	0	12	2	1	0	0	33
03	Prentiss Hubb	g	4-9	0-2	1-1	0	1	1	2	9	3	2	0	0	33
05	Cormac Ryan	g	4-8	1-3	7-7	0	4	4	0	16	0	0	0	1	28
23	Dane Goodwin	g	1-8	0-6	0-0	0	3	3	0	2	1	0	0	1	32
02	Trey Wertz		4-9	3-5	2-2	0	3	3	1	13	4	2	0	0	24
12	Tony Sanders Jr.		0-0	0-0	0-0	0	0	0	0	0	0	0	0	0	1
13	Nikola Djogo		1-3	0-2	4-4	0	1	1	3	6	0	0	2	0	19
25	Matt Zona		0-0	0-0	0-0	0	0	0	0	0	0	0	0	0	1
31	Elijah Morgan		0-0	0-0	0-0	0	0	0	0	0	0	0	0	0	1
	Team					1	2	3							
	Totals		22-51	5-22	19-20	5	22	27	8	68	10	7	2	4	200

FG % 1st Half: 10-30 33.3% 2nd half: 12-21 57.1% Game: 22-51 43.1%
3FG % 1st Half: 1-13 7.7% 2nd half: 4-9 44.4% Game: 5-22 22.7%
FT % 1st Half: 4-4 100.0 2nd half: 15-16 93.8% Game: 19-20 95.0%

Deadball Rebounds 0

Virginia 80 • 8-2,4-0 ACC

##	Player		Total FG-FGA	3-Ptr FG-FGA	FT-FTA	Rebounds Off	Def	Tot	PF	TP	A	TO	Blk	Stl	Min
10	Sam Hauser	f	6-13	1-4	2-2	0	9	9	2	15	1	0	0	0	36
30	Jay Huff	f	7-13	4-8	0-1	0	5	5	4	18	1	1	2	0	24
00	Kihei Clark	g	5-11	1-3	1-1	0	1	1	2	12	6	1	0	0	37
02	Reece Beekman	g	2-5	1-2	2-2	1	3	4	4	7	3	2	0	3	36
25	Trey Murphy III	g	4-6	2-4	0-0	0	0	0	3	10	4	1	1	0	31
13	Casey Morsell		6-7	3-3	0-0	0	4	4	2	15	0	0	0	0	24
22	Francisco Caffaro		1-2	0-0	1-1	1	0	1	0	3	1	0	0	0	12
	Team					2	3	5				3			
	Totals		31-57	12-24	6-7	4	25	29	17	80	16	8	3	3	200

FG % 1st Half: 14-27 51.9% 2nd half: 17-30 56.7% Game: 31-57 54.4%
3FG % 1st Half: 7-14 50.0% 2nd half: 5-10 50.0% Game: 12-24 50.0%
FT % 1st Half: 2-2 100.0 2nd half: 4-5 80.0% Game: 6-7 85.7%

Deadball Rebounds 1

Officials: Earl Walton,Clarence Armstrong,Jeffrey Anderson
Technical fouls: Notre Dame-None. Virginia-None.
Attendance: 250
2020-21 Men's Basketball. Round: 0. Notre Dame vs Virginia. Played at John Pau

Score by periods	1st	2nd	Total
Notre Dame	25	43	**68**
Virginia	37	43	**80**

Official Basketball Box Score -- Game Totals -- Final Statistics

Virginia vs Clemson

01/16/21 6:00 pm at Clemson, SC

Virginia 85 • 9-2,5-0 ACC

##	Player		Total FG-FGA	3-Ptr FG-FGA	FT-FTA	Rebounds Off	Def	Tot	PF	TP	A	TO	Blk	Stl	Min
10	Sam Hauser	f	5-7	4-5	0-0	0	8	8	0	14	2	2	1	1	29
30	Jay Huff	f	5-12	2-6	0-0	1	6	7	3	12	5	0	0	0	25
00	Kihei Clark	g	5-7	0-2	2-2	0	0	0	0	12	5	0	0	1	27
02	Reece Beekman	g	4-7	0-1	0-0	1	4	5	0	8	6	1	0	2	29
25	Trey Murphy III	g	5-5	3-3	0-0	0	3	3	1	13	1	0	0	0	20
01	Jabri Abdur-Rahim		1-2	0-0	0-0	0	0	0	0	2	1	0	0	0	4
04	Justin McKoy		0-2	0-0	0-0	1	0	1	0	0	0	0	0	0	5
12	Chase Coleman		0-0	0-0	0-0	0	0	0	0	0	0	0	0	0	1
13	Casey Morsell		2-5	1-3	0-0	1	0	1	0	5	0	0	0	0	22
22	Francisco Caffaro		1-1	0-0	0-0	2	0	2	4	2	0	3	0	0	13
24	Austin Katstra		0-0	0-0	0-0	0	0	0	0	0	0	0	0	0	1
33	Carson McCorkle		1-1	1-1	0-0	0	1	1	0	3	1	0	0	0	4
53	Tomas Woldetensae		5-7	4-6	0-0	0	5	5	0	14	1	1	0	2	20
	Team					0	0	0							
	Totals		34-56	15-27	2-2	6	27	33	8	85	22	7	1	6	200

FG % 1st Half: 13-25 52.0% 2nd half: 21-31 67.7% Game: 34-56 60.7%
3FG % 1st Half: 5-13 38.5% 2nd half: 10-14 71.4% Game: 15-27 55.6%
FT % 1st Half: 2-2 100.0 2nd half: 0-0 0.0% Game: 2-2 100.0

Deadball Rebounds 0

Clemson 50 • 9-2,3-2 ACC

##	Player		Total FG-FGA	3-Ptr FG-FGA	FT-FTA	Rebounds Off	Def	Tot	PF	TP	A	TO	Blk	Stl	Min
01	Jonathan Baehre	f	0-1	0-1	0-0	0	0	0	1	0	0	0	0	0	11
25	Aamir Simms	f	1-9	0-4	0-0	2	3	5	1	2	2	0	2	0	25
00	Clyde Trapp	g	2-4	1-2	1-2	0	5	5	1	6	1	0	0	0	27
02	Al-Amir Dawes	g	0-4	0-1	0-0	0	0	0	1	0	1	1	0	0	20
12	Alex Hemenway	g	2-5	2-5	0-0	0	1	1	1	6	0	1	0	1	16
03	Chase Hunter		2-3	0-0	0-0	0	1	1	0	4	0	1	0	0	16
04	Nick Honor		3-7	0-3	0-0	1	0	1	0	6	2	1	0	0	24
05	Hunter Tyson		3-5	1-3	0-0	0	2	2	2	7	1	2	0	0	18
10	Olivier-Maxence Pros		1-2	0-0	2-2	0	1	1	0	4	0	1	0	0	12
11	Parker Fox		0-0	0-0	0-0	0	0	0	0	0	0	0	0	0	1
15	John Newman III		3-5	1-2	0-0	0	1	1	0	7	0	1	0	0	10
20	O'Neil McBride		0-0	0-0	0-0	0	0	0	0	0	0	0	0	0	1
21	Wells Hoag		0-0	0-0	0-0	0	0	0	0	0	0	0	0	0	1
22	Lynn Kidd		0-0	0-0	0-0	0	0	0	0	0	0	0	0	0	4
24	PJ Hall		4-7	0-2	0-0	1	2	3	1	8	0	0	0	1	14
	Team					1	0	1				1			
	Totals		21-52	5-23	3-4	5	16	21	8	50	7	9	2	2	200

FG % 1st Half: 7-24 29.2% 2nd half: 14-28 50.0% Game: 21-52 40.4%
3FG % 1st Half: 2-12 16.7% 2nd half: 3-11 27.3% Game: 5-23 21.7%
FT % 1st Half: 1-2 50.0% 2nd half: 2-2 100.0 Game: 3-4 75.0%

Deadball Rebounds 0

Officials: Mark Schnur,Kipp Kissinger,Ted Valentine
Technical fouls: Virginia-None. Clemson-None.
Attendance: 1876
2020-21 Men's Basketball. Round: 0. Clemson vs Virginia. Played at Littlejohn

Score by periods	1st	2nd	Total
Virginia	33	52	**85**
Clemson	17	33	**50**

Official Basketball Box Score -- Game Totals -- Final Statistics

Georgia Tech vs Virginia

01/23/21 8:00 pm at Charlottesville, VA

Georgia Tech 62 • 7-4,3-2 ACC

##	Player		Total FG-FGA	3-Ptr FG-FGA	FT-FTA	Rebounds Off	Def	Tot	PF	TP	A	TO	Blk	Stl	Min
04	Jordan Usher	f	7-11	2-4	3-4	0	6	6	1	19	1	0	3	1	38
05	Moses Wright	f	6-17	1-2	0-0	1	3	4	2	13	2	1	5	0	37
00	Michael Devoe	g	1-8	1-3	0-0	0	2	2	1	3	1	1	0	0	26
03	Bubba Parham	g	1-2	1-1	0-0	0	5	5	2	3	0	0	0	1	40
10	Jose Alvarado	g	7-12	4-5	2-2	0	1	1	4	20	8	2	0	6	39
01	Kyle Sturdivant		0-1	0-0	0-0	0	1	1	1	0	0	1	0	0	8
12	Khalid Moore		2-2	0-0	0-0	0	2	2	0	4	0	1	0	0	12
	Team					2	2	4							
	Totals		24-53	9-15	5-6	3	22	25	11	62	12	6	8	8	200

FG % 1st Half: 14-28 50.0% 2nd half: 10-25 40.0% Game: 24-53 45.3%
3FG % 1st Half: 5-8 62.5% 2nd half: 4-7 57.1% Game: 9-15 60.0%
FT % 1st Half: 3-4 75.0% 2nd half: 2-2 100.0 Game: 5-6 83.3%

Deadball Rebounds 0

Virginia 64 • 10-2,6-0 ACC

##	Player		Total FG-FGA	3-Ptr FG-FGA	FT-FTA	Rebounds Off	Def	Tot	PF	TP	A	TO	Blk	Stl	Min
10	Sam Hauser	f	9-12	4-5	0-1	0	6	6	1	22	0	2	1	1	35
30	Jay Huff	f	7-11	2-3	2-2	1	4	5	1	18	2	2	5	0	30
00	Kihei Clark	g	1-10	0-3	0-0	1	2	3	1	2	8	3	0	0	33
02	Reece Beekman	g	2-5	0-0	2-2	0	5	5	2	6	3	1	1	1	39
25	Trey Murphy III	g	1-4	1-3	0-0	0	1	1	1	3	0	0	0	0	25
13	Casey Morsell		4-8	1-3	0-0	0	4	4	2	9	1	0	0	0	28
22	Francisco Caffaro		1-1	0-0	2-2	2	1	3	0	4	0	0	0	0	9
53	Tomas Woldetensae		0-1	0-1	0-0	0	0	0	0	0	0	1	0	0	1
	Team					2	3	5							
	Totals		25-52	8-18	6-7	6	26	32	8	64	14	9	7	2	200

FG % 1st Half: 13-26 50.0% 2nd half: 12-26 46.2% Game: 25-52 48.1%
3FG % 1st Half: 4-9 44.4% 2nd half: 4-9 44.4% Game: 8-18 44.4%
FT % 1st Half: 2-3 66.7% 2nd half: 4-4 100.0 Game: 6-7 85.7%

Deadball Rebounds 0,1

Officials: Tommy Morrissey,Brian Dorsey,Lee Cassell
Technical fouls: Georgia Tech-None. Virginia-None.
Attendance: 250
2020-21 Men's Basketball. Round: 0. Georgia Tech vs Virginia. Played at John P

Score by periods	1st	2nd	Total
Georgia Tech	36	26	**62**
Virginia	32	32	**64**

Official Basketball Box Score -- Game Totals -- Final Statistics

Syracuse vs Virginia

01/25/21 7:00 pm at Charlottesville, VA

Syracuse 58 • 9-5,3-4 ACC

##	Player		Total FG-FGA	3-Ptr FG-FGA	FT-FTA	Rebounds Off	Def	Tot	PF	TP	A	TO	Blk	Stl	Min
01	Quincy Guerrier	f	6-16	0-2	3-3	2	5	7	1	15	0	1	0	3	37
21	Marek Dolezaj	f	3-6	0-0	2-2	0	6	6	1	8	3	1	0	3	40
00	Alan Griffin	g	4-11	1-5	4-5	1	7	8	2	13	2	0	0	1	36
11	Joseph Girard III	g	3-7	2-6	0-0	0	1	1	0	8	2	2	0	0	26
35	Buddy Boeheim	g	4-13	1-8	0-0	0	1	1	1	9	2	5	0	2	34
03	Kadary Richmond		1-3	0-0	0-0	0	2	2	3	2	1	3	2	0	20
20	Robert Braswell		1-3	1-3	0-0	0	1	1	2	3	0	0	0	0	7
	Team					1	1	2							
	Totals		22-59	5-24	9-10	4	24	28	10	58	10	12	2	9	200

FG % 1st Half: 12-30 40.0% 2nd half: 10-29 34.5% Game: 22-59 37.3%
3FG % 1st Half: 2-11 18.2% 2nd half: 3-13 23.1% Game: 5-24 20.8%
FT % 1st Half: 0-1 0.0% 2nd half: 9-9 100.0 Game: 9-10 90.0%

Deadball Rebounds 0

Virginia 81 • 11-2,7-0 ACC

##	Player		Total FG-FGA	3-Ptr FG-FGA	FT-FTA	Rebounds Off	Def	Tot	PF	TP	A	TO	Blk	Stl	Min
10	Sam Hauser	f	7-16	7-13	0-0	1	6	7	3	21	3	1	1	1	38
30	Jay Huff	f	8-11	1-1	4-4	2	10	12	2	21	2	3	2	1	32
00	Kihei Clark	g	2-6	0-1	0-0	1	3	4	0	4	9	2	0	2	36
02	Reece Beekman	g	2-3	1-1	5-6	1	4	5	1	10	5	2	0	2	34
25	Trey Murphy III	g	6-14	4-10	0-0	0	7	7	2	16	2	2	2	1	31
01	Jabri Abdur-Rahim		0-1	0-1	0-0	0	0	0	0	0	0	0	0	0	2
04	Justin McKoy		0-0	0-0	0-0	0	0	0	0	0	0	0	0	0	2
13	Casey Morsell		3-5	1-3	0-0	0	2	2	0	7	0	1	0	0	7
22	Francisco Caffaro		1-2	0-0	0-1	1	1	2	0	2	0	0	0	0	8
33	Carson McCorkle		0-0	0-0	0-0	0	0	0	0	0	0	0	0	0	1
53	Tomas Woldetensae		0-1	0-1	0-0	0	1	1	0	0	2	2	0	0	9
	Team					1	0	1							
	Totals		29-59	14-31	9-11	7	34	41	8	81	23	13	5	7	200

FG % 1st Half: 14-31 45.2% 2nd half: 15-28 53.6% Game: 29-59 49.2%
3FG % 1st Half: 7-17 41.2% 2nd half: 7-14 50.0% Game: 14-31 45.2%
FT % 1st Half: 0-1 0.0% 2nd half: 9-10 90.0% Game: 9-11 81.8%

Deadball Rebounds 1

Officials: Kipp Kissinger,Keith Kimble,Doug Shows
Technical fouls: Syracuse-None. Virginia-None.
Attendance: 250
2020-21 Men's Basketball. Round: 0. Syracuse vs Virginia. Played at John Paul

Score by periods	1st	2nd	Total
Syracuse	26	32	**58**
Virginia	35	46	**81**

Official Basketball Box Score -- Game Totals -- Final Statistics

Virginia vs Virginia Tech

01/30/21 6:00 pm at Blacksburg, VA

Virginia 51 • 11-3,7-1 ACC

##	Player		Total FG-FGA	3-Ptr FG-FGA	FT-FTA	Rebounds Off	Def	Tot	PF	TP	A	TO	Blk	Stl	Min
10	Sam Hauser	f	4-10	2-7	0-0	2	3	5	3	10	1	0	0	1	34
30	Jay Huff	f	5-7	3-3	0-0	1	3	4	4	13	1	2	1	1	23
00	Kihei Clark	g	4-13	3-6	0-0	1	1	2	0	11	0	2	0	1	34
02	Reece Beekman	g	0-5	0-3	1-2	0	1	1	1	1	3	1	0	0	33
25	Trey Murphy III	g	3-7	2-5	2-2	1	5	6	3	10	1	1	0	1	34
04	Justin McKoy		1-1	0-0	0-0	0	2	2	1	2	0	0	0	0	4
13	Casey Morsell		2-7	0-4	0-0	0	1	1	1	4	2	0	0	1	25
22	Francisco Caffaro		0-0	0-0	0-0	0	2	2	3	0	0	2	0	0	5
53	Tomas Woldetensae		0-2	0-0	0-0	0	0	0	0	0	1	0	0	1	8
	Team					0	1	1				1			
	Totals		19-52	10-28	3-4	5	19	24	16	51	9	9	1	6	200

FG % 1st Half: 11-25 44.0% 2nd half: 8-27 29.6% Game: 19-52 36.5%
3FG % 1st Half: 7-15 46.7% 2nd half: 3-13 23.1% Game: 10-28 35.7%
FT % 1st Half: 0-0 0.0% 2nd half: 3-4 75.0% Game: 3-4 75.0%

Deadball Rebounds 1

Virginia Tech 65 • 13-3,7-2 ACC

##	Player		Total FG-FGA	3-Ptr FG-FGA	FT-FTA	Rebounds Off	Def	Tot	PF	TP	A	TO	Blk	Stl	Min
22	Keve Aluma	f	10-15	2-3	7-8	2	8	10	0	29	4	0	1	0	36
25	Justyn Mutts	f	2-7	0-2	0-0	1	7	8	2	4	2	2	0	0	34
03	Wabissa Bede	g	2-3	1-1	2-2	0	4	4	4	7	5	3	1	1	35
04	Nahiem Alleyne	g	1-4	1-1	0-0	0	4	4	1	3	1	3	0	0	29
15	Jalen Cone	g	2-6	2-6	0-0	0	2	2	1	6	0	2	0	0	26
00	Hunter Cattoor		5-7	3-5	2-2	0	1	1	0	15	1	0	2	1	31
05	David N'Guessan		0-1	0-0	1-2	1	0	1	0	1	0	1	0	0	7
21	John Ojiako		0-1	0-0	0-0	0	0	0	0	0	0	0	0	0	2
	Team					0	0	0				1			
	Totals		22-44	9-18	12-14	4	26	30	8	65	13	12	4	2	200

FG % 1st Half: 8-21 38.1% 2nd half: 14-23 60.9% Game: 22-44 50.0%
3FG % 1st Half: 2-8 25.0% 2nd half: 7-10 70.0% Game: 9-18 50.0%
FT % 1st Half: 3-4 75.0% 2nd half: 9-10 90.0% Game: 12-14 85.7%

Deadball Rebounds 1,2

Officials: Jerry Heater,Clarence Armstrong,Jamie Luckie
Technical fouls: Virginia-None. Virginia Tech-None.
Attendance: 250
2020-21 Men's Basketball. Round: 0. Virginia vs Virginia Tech. Played at Casse

Score by periods	1st	2nd	Total
Virginia	29	22	**51**
Virginia Tech	21	44	**65**

Official Basketball Box Score -- Game Totals -- Final Statistics

Virginia vs NC State

02/03/21 9:00 pm at Raleigh, NC

Virginia 64 • 12-3,8-1 ACC

##	Player		Total FG-FGA	3-Ptr FG-FGA	FT-FTA	Rebounds Off	Def	Tot	PF	TP	A	TO	Blk	Stl	Min
10	Sam Hauser	f	5-11	2-6	6-6	2	3	5	2	18	1	1	0	0	38
30	Jay Huff	f	5-12	1-6	1-1	0	6	6	3	12	3	1	1	2	33
00	Kihei Clark	g	2-3	1-2	3-4	0	2	2	3	8	6	3	0	2	36
02	Reece Beekman	g	2-3	0-0	4-5	0	5	5	0	8	1	3	2	0	37
25	Trey Murphy III	g	5-8	2-3	6-6	1	4	5	3	18	0	1	0	0	34
04	Justin McKoy		0-0	0-0	0-0	0	1	1	0	0	0	0	0	0	2
13	Casey Morsell		0-3	0-0	0-0	0	0	0	1	0	1	2	0	1	12
22	Francisco Caffaro		0-0	0-0	0-0	0	0	0	0	0	0	0	0	0	5
53	Tomas Woldetensae		0-1	0-0	0-0	0	0	0	1	0	0	0	0	0	3
	Team					0	0	0							
	Totals		19-41	6-17	20-22	3	21	24	13	64	12	11	3	5	200

FG % 1st Half: 10-19 52.6% 2nd half: 9-22 40.9% Game: 19-41 46.3%
3FG % 1st Half: 4-8 50.0% 2nd half: 2-9 22.2% Game: 6-17 35.3%
FT % 1st Half: 4-4 100.0 2nd half: 16-18 88.9% Game: 20-22 90.9%

Deadball Rebounds 1

NC State 57 • 7-7,3-6 ACC

##	Player		Total FG-FGA	3-Ptr FG-FGA	FT-FTA	Rebounds Off	Def	Tot	PF	TP	A	TO	Blk	Stl	Min
04	Jericole Hellems	f	9-15	3-6	2-2	1	4	5	5	23	0	1	0	1	37
15	Manny Bates	f	4-8	0-0	1-2	4	0	4	3	9	1	1	0	0	25
01	Dereon Seabron	g	1-6	0-1	0-0	2	1	3	0	2	0	1	0	1	17
05	Thomas Allen	g	1-6	1-3	0-0	0	3	3	1	3	3	1	0	1	25
10	Braxton Beverly	g	2-5	0-3	1-3	0	4	4	3	5	2	1	0	1	36
00	DJ Funderburk		3-8	0-0	3-5	2	3	5	3	9	0	2	0	1	17
02	Shakeel Moore		1-2	0-1	0-0	0	2	2	1	2	0	2	0	1	19
03	Cam Hayes		2-3	0-0	0-0	0	2	2	0	4	3	2	0	0	24
	Team					2	1	3				1			
	Totals		23-53	4-14	7-12	11	20	31	16	57	9	12	0	6	200

FG % 1st Half: 10-28 35.7% 2nd half: 13-25 52.0% Game: 23-53 43.4%
3FG % 1st Half: 2-6 33.3% 2nd half: 2-8 25.0% Game: 4-14 28.6%
FT % 1st Half: 2-3 66.7% 2nd half: 5-9 55.6% Game: 7-12 58.3%

Deadball Rebounds 3

Officials: Jeffery Clark,Bert Smith,Ted Valentine
Technical fouls: Virginia-None. NC State-None.
Attendance: 25
2020-21 Men's Basketball. Round: 0. NC State vs Virginia. Played at PNC Arena.

Score by periods	1st	2nd	Total
Virginia	28	36	**64**
NC State	24	33	**57**

Official Basketball Box Score -- Game Totals -- Final Statistics

Pittsburgh vs Virginia

02/06/21 4:00 pm at Charlottesville, VA

Pittsburgh 66 • 9-6,5-5 ACC

##	Player		Total FG-FGA	3-Ptr FG-FGA	FT-FTA	Rebounds Off	Def	Tot	PF	TP	A	TO	Blk	Stl	Min
11	Justin Champagnie	f	8-18	0-1	2-2	4	6	10	1	18	1	2	0	1	36
12	Abdoul Karim Couliba	f	4-9	0-0	1-2	4	2	6	2	9	2	0	0	0	32
00	Ithiel Horton	g	5-13	3-8	2-2	1	3	4	2	15	1	0	0	0	34
01	Xavier Johnson	g	3-12	0-3	4-6	1	3	4	1	10	7	1	1	1	36
05	Au'Diese Toney	g	4-6	0-1	0-1	1	2	3	4	8	0	2	0	2	38
02	Femi Odukale		2-2	1-1	1-2	0	2	2	1	6	0	1	0	0	21
21	Terrell Brown		0-0	0-0	0-0	0	0	0	0	0	0	1	0	0	3
	Team					3	1	4				2			
	Totals		26-60	4-14	10-15	14	19	33	11	66	11	9	1	4	200

FG % 1st Half: 12-26 46.2% 2nd half: 14-34 41.2% Game: 26-60 43.3%
3FG % 1st Half: 2-9 22.2% 2nd half: 2-5 40.0% Game: 4-14 28.6%
FT % 1st Half: 1-2 50.0% 2nd half: 9-13 69.2% Game: 10-15 66.7%

Deadball Rebounds 2

Virginia 73 • 13-3,9-1 ACC

##	Player		Total FG-FGA	3-Ptr FG-FGA	FT-FTA	Rebounds Off	Def	Tot	PF	TP	A	TO	Blk	Stl	Min
10	Sam Hauser	f	8-9	3-4	4-4	0	6	6	2	23	1	1	0	0	38
30	Jay Huff	f	5-6	3-4	0-2	1	7	8	5	13	0	2	2	1	25
00	Kihei Clark	g	4-12	1-6	2-2	0	1	1	3	11	8	4	0	0	37
02	Reece Beekman	g	1-4	1-2	1-2	0	0	0	3	4	2	0	0	2	27
25	Trey Murphy III	g	3-8	0-2	2-2	2	2	4	0	8	0	1	0	2	36
13	Casey Morsell		0-2	0-1	0-0	0	0	0	0	0	0	1	0	0	10
22	Francisco Caffaro		0-0	0-0	0-0	0	1	1	2	0	0	1	0	0	7
53	Tomas Woldetensae		4-6	4-5	2-2	0	2	2	0	14	2	0	0	0	20
	Team					1	4	5				2			
	Totals		25-47	12-24	11-14	4	23	27	15	73	13	12	2	5	200

FG % 1st Half: 12-27 44.4% 2nd half: 13-20 65.0% Game: 25-47 53.2%
3FG % 1st Half: 6-15 40.0% 2nd half: 6-9 66.7% Game: 12-24 50.0%
FT % 1st Half: 0-1 0.0% 2nd half: 11-13 84.6% Game: 11-14 78.6%

Deadball Rebounds 2

Officials: Brent Hampton,Brian O'Connell,Ron Groover
Technical fouls: Pittsburgh-None. Virginia-None.
Attendance:
2020-21 Men's Basketball. Round: 0. Pittsburgh vs Virginia. Played at John Pau

Score by periods	1st	2nd	Total
Pittsburgh	27	39	**66**
Virginia	30	43	**73**

Points	In Paint	Off T/O	2nd Chance	Fast Break	Bench
UP	42	17	10	16	6
VA	18	10	6	4	14

Last FG - UP 2nd-00:08, VA 2nd-00:45.
Largest lead - UP by 7 1st-16:35, VA by 17 2nd-07:22.
UP led for 14:27. VA led for 23:57. Game was tied for 01:36.

Score tied - 2 times.
Lead changed - 5 times.

Official Basketball Box Score -- Game Totals -- Final Statistics
Virginia vs Georgia Tech
02/10/21 7:00 pm at Atlanta, GA

Virginia 57 • 14-3,10-1 ACC

##	Player		Total FG-FGA	3-Ptr FG-FGA	FT-FTA	Rebounds Off	Def	Tot	PF	TP	A	TO	Blk	Stl	Min
10	Sam Hauser	f	4-7	0-1	0-0	0	10	10	1	8	5	1	0	1	40
30	Jay Huff	f	3-5	0-2	0-0	1	8	9	3	6	1	2	4	1	38
00	Kihei Clark	g	5-13	4-8	0-0	1	2	3	1	14	6	1	0	0	38
02	Reece Beekman	g	3-7	1-3	0-0	0	5	5	1	7	2	4	2	0	24
25	Trey Murphy III	g	7-11	2-4	2-2	1	4	5	3	18	1	3	1	0	38
13	Casey Morsell		0-1	0-1	0-0	0	0	0	0	0	0	1	0	0	2
21	Kadin Shedrick		0-0	0-0	0-0	0	0	0	0	0	0	0	0	0	2
53	Tomas Woldetensae		2-5	0-1	0-0	0	1	1	0	4	1	0	0	0	18
	Team					2	0	2				5			
	Totals		24-49	7-20	2-2	5	30	35	9	57	16	17	7	2	200

FG % 1st Half: 8-24 33.3% 2nd half: 16-25 64.0% Game: 24-49 49.0%
3FG % 1st Half: 2-10 20.0% 2nd half: 5-10 50.0% Game: 7-20 35.0%
FT % 1st Half: 2-2 100.0 2nd half: 0-0 0.0% Game: 2-2 100.0

Deadball Rebounds 2

Georgia Tech 49 • 9-7,5-5 ACC

##	Player		Total FG-FGA	3-Ptr FG-FGA	FT-FTA	Rebounds Off	Def	Tot	PF	TP	A	TO	Blk	Stl	Min
04	Jordan Usher	f	4-9	0-3	4-5	0	3	3	1	12	4	0	1	0	35
05	Moses Wright	f	4-11	0-2	0-0	2	4	6	2	8	1	2	0	1	31
00	Michael Devoe	g	1-10	0-5	0-0	0	3	3	0	2	3	2	1	0	34
03	Bubba Parham	g	1-4	1-3	2-2	0	3	3	2	5	0	0	0	3	35
10	Jose Alvarado	g	7-12	2-5	2-2	0	3	3	1	18	2	4	0	1	40
01	Kyle Sturdivant		0-0	0-0	1-2	0	0	0	1	1	1	0	0	0	11
12	Khalid Moore		1-4	1-3	0-0	0	0	0	2	3	0	0	0	1	14
	Team					1	2	3							
	Totals		18-50	4-21	9-11	3	18	21	9	49	11	8	2	6	200

FG % 1st Half: 9-28 32.1% 2nd half: 9-22 40.9% Game: 18-50 36.0%
3FG % 1st Half: 3-10 30.0% 2nd half: 1-11 9.1% Game: 4-21 19.0%
FT % 1st Half: 5-5 100.0 2nd half: 4-6 66.7% Game: 9-11 81.8%

Deadball Rebounds 1

Officials: Doug Shows,Kipp Kissinger,Mike Stephens
Technical fouls: Virginia-None. Georgia Tech-None.
Attendance: 1200
2020-21 Men's Basketball. Round: 0. Georgia Tech vs Virginia. Played at McCami

Score by periods	1st	2nd	Total
Virginia	20	37	**57**
Georgia Tech	26	23	**49**

Points	In Paint	Off T/O	2nd Chance	Fast Break	Bench
VA	22	4	4	2	4
GT	26	17	3	4	4

Last FG - VA 2nd-00:49, GT 2nd-01:07.
Largest lead - VA by 8 2nd-03:15, GT by 6 1st-09:16.
VA led for 13:32. GT led for 23:51. Game was tied for 02:37.

Score tied - 2 times.
Lead changed - 4 times.

Official Basketball Box Score -- Game Totals -- Final Statistics
North Carolina vs Virginia
02/13/21 6:00 pm at Charlottesville, VA

North Carolina 48 • 12-7,7-5 ACC

##	Player		Total FG-FGA	3-Ptr FG-FGA	FT-FTA	Rebounds Off	Def	Tot	PF	TP	A	TO	Blk	Stl	Min
05	Armando Bacot	f	3-7	0-0	1-3	2	8	10	3	7	2	0	1	0	24
15	Garrison Brooks	f	2-7	0-0	1-2	1	5	6	2	5	1	1	0	0	24
01	Leaky Black	g	0-4	0-3	0-0	1	2	3	2	0	1	0	0	0	19
02	Caleb Love	g	2-9	0-3	0-0	1	4	5	2	4	3	1	0	1	25
24	Kerwin Walton	g	3-7	2-6	0-0	0	1	1	0	8	0	1	0	1	26
00	Anthony Harris		0-1	0-1	1-2	0	0	0	2	1	0	1	0	1	11
03	Andrew Platek		0-1	0-1	0-0	0	0	0	1	0	1	0	0	0	13
04	RJ Davis		3-8	0-2	0-0	1	0	1	2	6	0	2	0	2	24
11	Day'Ron Sharpe		3-8	0-0	0-1	2	5	7	1	6	3	1	1	1	19
13	Walker Kessler		3-5	0-0	3-4	2	3	5	3	9	0	0	0	0	11
22	Walker Miller		0-0	0-0	0-0	0	1	1	0	0	0	0	0	0	1
25	Creighton Lebo		1-1	0-0	0-0	0	0	0	0	2	0	0	0	0	1
34	Duwe Farris		0-0	0-0	0-0	0	0	0	0	0	0	0	0	0	1
35	Ryan McAdoo		0-0	0-0	0-0	0	0	0	0	0	0	0	0	0	1
	Team					2	0	2				1			
	Totals		20-58	2-16	6-12	12	29	41	18	48	11	8	2	6	200

FG % 1st Half: 8-32 25.0% 2nd half: 12-26 46.2% Game: 20-58 34.5%
3FG % 1st Half: 0-9 0.0% 2nd half: 2-7 28.6% Game: 2-16 12.5%
FT % 1st Half: 2-5 40.0% 2nd half: 4-7 57.1% Game: 6-12 50.0%

Deadball Rebounds 4

Virginia 60 • 15-3,11-1 ACC

##	Player		Total FG-FGA	3-Ptr FG-FGA	FT-FTA	Rebounds Off	Def	Tot	PF	TP	A	TO	Blk	Stl	Min
10	Sam Hauser	f	5-14	4-6	3-4	2	3	5	1	17	2	1	0	1	36
30	Jay Huff	f	6-10	3-5	3-5	2	10	12	1	18	0	0	4	0	34
00	Kihei Clark	g	2-8	0-3	2-4	0	2	2	1	6	5	4	0	0	34
02	Reece Beekman	g	0-3	0-1	1-2	0	8	8	2	1	7	1	1	1	32
25	Trey Murphy III	g	4-5	2-3	2-2	0	0	0	2	12	1	0	0	2	25
01	Jabri Abdur-Rahim		0-0	0-0	0-0	0	0	0	0	0	0	0	0	0	1
13	Casey Morsell		1-3	0-0	0-0	0	1	1	2	2	0	0	0	0	8
21	Kadin Shedrick		0-0	0-0	0-0	0	0	0	3	0	0	0	0	0	6
22	Francisco Caffaro		0-0	0-0	1-2	1	1	2	1	1	0	0	0	0	3
33	Carson McCorkle		0-0	0-0	0-0	0	0	0	0	0	0	0	0	0	1
53	Tomas Woldetensae		1-5	1-4	0-0	0	2	2	1	3	1	0	0	0	20
	Team					1	1	2							
	Totals		19-48	10-22	12-19	6	28	34	14	60	16	6	5	4	200

FG % 1st Half: 9-24 37.5% 2nd half: 10-24 41.7% Game: 19-48 39.6%
3FG % 1st Half: 6-12 50.0% 2nd half: 4-10 40.0% Game: 10-22 45.5%
FT % 1st Half: 3-6 50.0% 2nd half: 9-13 69.2% Game: 12-19 63.2%

Deadball Rebounds 1

Officials: Earl Walton,Pat Driscoll,Bert Smith
Technical fouls: North Carolina-None. Virginia-None.
Attendance: 250
2020-21 Men's Basketball. Round: 0. North Carolina vs Virginia. Played at John

Score by periods	1st	2nd	Total
North Carolina	18	30	**48**
Virginia	27	33	**60**

Points	In Paint	Off T/O	2nd Chance	Fast Break	Bench
NC	28	8	13	6	24
VA	12	9	6	5	6

Last FG - NC 2nd-00:28, VA 2nd-01:16.
Largest lead - NC by 2 1st-17:08, VA by 17 1st-10:12.
NC led for 00:34. VA led for 36:34. Game was tied for 02:52.

Score tied - 0 times.
Lead changed - 1 time.

Official Basketball Box Score -- Game Totals -- Final Statistics
Virginia vs Florida St.
02/15/21 7:00 pm at Tallahassee, FL

Virginia 60 • 15-4,11-2 ACC

##	Player		Total FG-FGA	3-Ptr FG-FGA	FT-FTA	Rebounds Off	Def	Tot	PF	TP	A	TO	Blk	Stl	Min
10	Sam Hauser	f	3-7	2-5	3-3	0	5	5	3	11	0	2	0	1	30
30	Jay Huff	f	2-6	0-3	0-0	0	2	2	3	4	1	3	2	0	31
00	Kihei Clark	g	5-7	0-0	2-5	0	3	3	0	12	4	3	0	1	37
02	Reece Beekman	g	0-4	0-1	0-0	0	2	2	1	0	3	0	1	0	30
25	Trey Murphy III	g	5-10	3-7	0-0	1	4	5	1	13	3	1	0	0	32
01	Jabri Abdur-Rahim		0-1	0-1	0-0	0	0	0	0	0	0	1	0	0	2
04	Justin McKoy		2-4	1-1	0-0	2	0	2	0	5	0	0	0	0	6
13	Casey Morsell		1-3	0-1	1-2	1	1	2	3	3	2	1	0	0	12
21	Kadin Shedrick		0-0	0-0	0-0	0	1	1	2	0	0	0	0	0	5
23	Kody Stattmann		0-0	0-0	0-0	0	0	0	0	0	0	0	1	0	1
33	Carson McCorkle		0-0	0-0	0-0	0	0	0	0	0	0	0	0	0	1
53	Tomas Woldetensae		4-5	3-4	1-2	0	1	1	2	12	1	2	0	1	13
	Team					0	2	2							
	Totals		22-47	9-23	7-12	4	21	25	15	60	14	13	4	3	200

FG % 1st Half: 10-23 43.5% 2nd half: 12-24 50.0% Game: 22-47 46.8%
3FG % 1st Half: 5-11 45.5% 2nd half: 4-12 33.3% Game: 9-23 39.1%
FT % 1st Half: 0-0 0.0% 2nd half: 7-12 58.3% Game: 7-12 58.3%

Deadball Rebounds 2,2

Florida St. 81 • 12-3,8-2 ACC

##	Player		Total FG-FGA	3-Ptr FG-FGA	FT-FTA	Rebounds Off	Def	Tot	PF	TP	A	TO	Blk	Stl	Min
01	RaiQuan Gray	f	6-10	1-2	2-2	0	5	5	2	15	3	1	0	2	28
10	Malik Osborne	f	3-8	1-4	0-0	1	1	2	1	7	0	0	0	0	24
31	Wyatt Wilkes	f	1-3	1-3	2-3	0	1	1	0	5	0	0	0	0	13
00	RayQuan Evans	g	0-4	0-2	0-0	1	2	3	0	0	3	1	0	0	20
23	M.J. Walker	g	6-12	5-6	0-0	0	6	6	2	17	0	0	0	1	29
02	Anthony Polite		3-5	1-2	1-1	0	0	0	1	8	2	1	0	2	15
04	Scottie Barnes		3-6	0-0	1-3	1	1	2	2	7	6	0	0	2	23
05	Balsa Koprivica		3-3	1-1	2-2	1	2	3	0	9	0	0	1	0	14
11	Nathanael Jack		1-1	1-1	0-0	0	0	0	0	3	0	0	0	0	2
12	Justin Lindner		0-0	0-0	0-0	0	0	0	0	0	1	0	0	0	1
15	Quincy Ballard		0-1	0-0	0-0	0	1	1	1	0	0	0	0	0	2
20	Travis Light		0-0	0-0	0-0	1	0	1	0	0	0	0	0	0	1
24	Sardaar Calhoun		2-3	2-3	0-0	0	2	2	3	6	2	1	0	1	19
33	Will Miles		0-1	0-0	0-0	0	0	0	0	0	0	0	0	1	1
34	Tanor Ngom		1-1	0-0	2-2	1	3	4	0	4	0	1	1	0	8
	Team					1	0	1							
	Totals		29-58	13-24	10-13	7	24	31	12	81	17	5	2	9	200

FG % 1st Half: 16-30 53.3% 2nd half: 13-28 46.4% Game: 29-58 50.0%
3FG % 1st Half: 6-10 60.0% 2nd half: 7-14 50.0% Game: 13-24 54.2%
FT % 1st Half: 7-8 87.5% 2nd half: 3-5 60.0% Game: 10-13 76.9%

Deadball Rebounds 2

Officials: John Gaffney,Jeffrey Anderson,Ron Groover
Technical fouls: Virginia-None. Florida St.-None.
Attendance: 2950
2020-21 Men's Basketball. Round: 0. Florida St. vs Virginia. Played at Donald

Score by periods	1st	2nd	Total
Virginia	25	35	**60**
Florida St.	45	36	**81**

Points	In Paint	Off T/O	2nd Chance	Fast Break	Bench
VA	20	4	3	2	20
FS	20	21	11	13	37

Last FG - VA 2nd-00:37, FS 2nd-00:53.
Largest lead - VA by 4 1st-17:55, FS by 25 2nd-08:27.
VA led for 02:35. FS led for 35:55. Game was tied for 01:23.

Score tied - 0 times.
Lead changed - 1 time.

Official Basketball Box Score -- Game Totals -- Final Statistics
Virginia vs Duke
02/20/21 8:00 pm at Durham, NC

Virginia 65 • 15-5,11-3 ACC

##	Player		Total FG-FGA	3-Ptr FG-FGA	FT-FTA	Rebounds Off	Def	Tot	PF	TP	A	TO	Blk	Stl	Min
10	Sam Hauser	f	7-11	3-5	2-2	1	7	8	1	19	3	1	0	1	36
30	Jay Huff	f	9-15	0-1	2-2	6	6	12	3	20	1	2	2	0	34
00	Kihei Clark	g	5-15	2-4	3-3	1	3	4	1	15	2	3	0	3	38
02	Reece Beekman	g	0-1	0-1	0-0	0	1	1	3	0	2	2	0	1	20
25	Trey Murphy III	g	2-2	0-0	0-0	0	2	2	0	4	1	0	1	1	36
04	Justin McKoy		0-0	0-0	0-0	0	2	2	2	0	0	2	0	0	8
13	Casey Morsell		3-8	0-0	1-3	0	2	2	2	7	2	1	1	0	26
22	Francisco Caffaro		0-0	0-0	0-0	0	0	0	0	0	0	0	0	0	2
	Team					1	0	1				2			
	Totals		26-52	5-11	8-10	9	23	32	12	65	11	13	4	6	200

FG % 1st Half: 15-25 60.0% 2nd half: 11-27 40.7% Game: 26-52 50.0%
3FG % 1st Half: 3-5 60.0% 2nd half: 2-6 33.3% Game: 5-11 45.5%
FT % 1st Half: 3-5 60.0% 2nd half: 5-5 100.0 Game: 8-10 80.0%

Deadball Rebounds 1

Duke 66 • 10-8,8-6 ACC

##	Player		Total FG-FGA	3-Ptr FG-FGA	FT-FTA	Rebounds Off	Def	Tot	PF	TP	A	TO	Blk	Stl	Min
00	Wendell Moore Jr.	f	2-7	0-1	0-0	0	5	5	3	4	7	1	0	0	29
21	Matthew Hurt	f	8-13	5-8	1-1	0	4	4	1	22	0	1	1	0	38
15	Mark Williams	c	0-0	0-0	0-0	0	0	0	0	0	1	0	0	1	7
02	DJ Steward	g	2-7	1-5	4-7	0	0	0	1	9	1	0	0	1	27
03	Jeremy Roach	g	5-10	2-5	0-0	0	0	0	4	12	3	3	0	0	32
05	Jaemyn Brakefield		5-8	1-3	0-1	0	5	5	1	11	0	1	4	1	29
13	Joey Baker		0-0	0-0	0-0	0	0	0	1	0	0	1	0	0	4
14	Jordan Goldwire		2-4	0-1	0-0	0	3	3	3	4	4	2	1	4	29
34	Henry Coleman III		2-2	0-0	0-0	2	0	2	0	4	0	0	1	0	5
	Team					2	1	3				1			
	Totals		26-51	9-23	5-9	4	18	22	14	66	16	10	7	7	200

FG % 1st Half: 14-25 56.0% 2nd half: 12-26 46.2% Game: 26-51 51.0%
3FG % 1st Half: 7-12 58.3% 2nd half: 2-11 18.2% Game: 9-23 39.1%
FT % 1st Half: 4-4 100.0 2nd half: 1-5 20.0% Game: 5-9 55.6%

Deadball Rebounds 2

Officials: A.J. Desai,James Breeding,Ted Valentine
Technical fouls: Virginia-None. Duke-None.
Attendance:
2020-21 Men's Basketball. Round: 0. Duke vs Virginia. Played at Cameron Indoor

Score by periods	1st	2nd	Total
Virginia	36	29	**65**
Duke	39	27	**66**

Points	In Paint	Off T/O	2nd Chance	Fast Break	Bench
VA	34	12	11	2	7
DU	24	15	6	14	19

Last FG - VA 2nd-03:48, DU 2nd-01:59.
Largest lead - VA by 5 1st-08:32, DU by 6 1st-18:45.
VA led for 16:59. DU led for 12:50. Game was tied for 10:04.

Score tied - 9 times.
Lead changed - 6 times.

Official Basketball Box Score -- Game Totals -- Final Statistics
NC State vs Virginia
02/24/21 6:30 pm at Charlottesville, VA

NC State 68 • 11-9,7-8 ACC

##	Player		Total FG-FGA	3-Ptr FG-FGA	FT-FTA	Rebounds Off	Def	Tot	PF	TP	A	TO	Blk	Stl	Min
00	DJ Funderburk	f	5-10	0-1	4-5	0	6	6	1	14	1	2	1	1	31
04	Jericole Hellems	f	2-7	1-3	3-4	2	6	8	3	8	3	0	0	0	38
15	Manny Bates	f	3-6	0-0	2-2	0	3	3	2	8	3	2	1	0	28
01	Dereon Seabron	g	2-5	0-1	1-2	0	3	3	0	5	3	3	1	1	29
03	Cam Hayes	g	3-5	3-4	7-8	0	3	3	1	16	0	0	0	2	30
02	Shakeel Moore		4-9	0-1	4-5	1	3	4	3	12	1	2	1	0	24
10	Braxton Beverly		1-2	1-2	2-2	0	1	1	2	5	1	0	0	2	20
	Team					3	0	3							
	Totals		20-44	5-12	23-28	6	25	31	12	68	12	9	4	6	200

FG % 1st Half: 12-25 48.0% 2nd half: 8-19 42.1% Game: 20-44 45.5%
3FG % 1st Half: 3-7 42.9% 2nd half: 2-5 40.0% Game: 5-12 41.7%
FT % 1st Half: 2-4 50.0% 2nd half: 21-24 87.5% Game: 23-28 82.1%

Deadball Rebounds 2

Virginia 61 • 15-6,11-4 ACC

##	Player		Total FG-FGA	3-Ptr FG-FGA	FT-FTA	Rebounds Off	Def	Tot	PF	TP	A	TO	Blk	Stl	Min
10	Sam Hauser	f	7-16	5-11	2-2	0	2	2	3	21	0	0	0	0	37
30	Jay Huff	f	6-12	1-6	6-6	4	7	11	3	19	0	1	5	3	33
00	Kihei Clark	g	2-7	1-1	6-6	0	3	3	4	11	7	3	0	0	39
02	Reece Beekman	g	1-5	0-2	0-0	0	2	2	2	2	3	2	0	1	30
25	Trey Murphy III	g	1-5	0-4	0-0	0	1	1	5	2	2	2	0	0	19
04	Justin McKoy		2-3	0-0	0-0	3	0	3	1	4	1	0	0	0	16
13	Casey Morsell		0-3	0-1	0-0	0	1	1	0	0	0	0	0	1	11
22	Francisco Caffaro		1-3	0-0	0-0	0	1	1	1	2	0	0	1	0	15
	Team					2	4	6							
	Totals		20-54	7-25	14-14	9	21	30	19	61	13	8	6	5	200

FG % 1st Half: 10-27 37.0% 2nd half: 10-27 37.0% Game: 20-54 37.0%
3FG % 1st Half: 1-9 11.1% 2nd half: 6-16 37.5% Game: 7-25 28.0%
FT % 1st Half: 2-2 100.0 2nd half: 12-12 100.0 Game: 14-14 100.0

Deadball Rebounds 0

Officials: Keith Kimble,Bert Smith,Ron Groover
Technical fouls: NC State-None. Virginia-None.
Attendance:
2020-21 Men's Basketball. Round: 0. NC State vs Virginia. Played at John Paul

Score by periods	1st	2nd	Total
NC State	29	39	**68**
Virginia	23	38	**61**

Points	In Paint	Off T/O	2nd Chance	Fast Break	Bench
ST	30	9	2	0	17
VA	16	5	8	0	6

Last FG - ST 2nd-03:06, VA 2nd-00:18.
Largest lead - ST by 14 1st-06:05, VA by 2 2nd-14:31.
ST led for 35:08. VA led for 00:48. Game was tied for 04:04.

Score tied - 3 times.
Lead changed - 2 times.

Official Basketball Box Score -- Game Totals -- Final Statistics
Miami (FL) vs Virginia
03/01/21 6:00 pm at Charlottesville, VA

Miami (FL) 51 • 7-16,3-15 ACC

##	Player		Total FG-FGA	3-Ptr FG-FGA	FT-FTA	Rebounds Off	Def	Tot	PF	TP	A	TO	Blk	Stl	Min
01	Anthony Walker	f	3-10	0-2	2-2	1	9	10	3	8	1	1	1	2	36
03	Nysier Brooks	c	2-4	0-1	1-2	0	0	0	1	5	1	3	0	1	38
02	Isaiah Wong	g	3-13	2-3	2-2	1	6	7	3	10	2	4	1	0	37
04	Elijah Olaniyi	g	5-12	2-5	0-0	1	5	6	2	12	0	1	2	1	40
23	Kameron McGusty	g	6-11	0-3	2-2	0	5	5	1	14	1	2	0	1	37
10	Filippos Gkogkos		0-0	0-0	0-0	0	0	0	0	0	0	0	0	0	0+
15	Willie Herenton		0-1	0-1	0-0	0	0	0	0	0	0	0	0	0	6
22	Deng Gak		1-1	0-0	0-0	0	0	0	1	2	0	0	0	0	6
	Team					3	1	4							
	Totals		20-52	4-15	7-8	6	26	32	11	51	5	11	4	5	200

FG % 1st Half: 12-25 48.0% 2nd half: 8-27 29.6% Game: 20-52 38.5%
3FG % 1st Half: 2-7 28.6% 2nd half: 2-8 25.0% Game: 4-15 26.7%
FT % 1st Half: 4-4 100.0 2nd half: 3-4 75.0% Game: 7-8 87.5%

Deadball Rebounds 0

Virginia 62 • 16-6,12-4 ACC

##	Player		Total FG-FGA	3-Ptr FG-FGA	FT-FTA	Rebounds Off	Def	Tot	PF	TP	A	TO	Blk	Stl	Min
10	Sam Hauser	f	7-13	4-9	0-0	0	6	6	1	18	1	0	2	1	32
30	Jay Huff	f	2-10	1-3	2-2	3	4	7	2	7	0	1	1	0	24
00	Kihei Clark	g	1-4	0-0	0-0	0	3	3	1	2	5	1	0	1	28
25	Trey Murphy III	g	3-9	2-5	4-4	1	5	6	1	12	2	2	0	3	29
53	Tomas Woldetensae	g	1-3	1-3	0-0	0	2	2	1	3	1	1	0	2	15
02	Reece Beekman		2-3	0-0	0-0	0	0	0	1	4	4	0	0	0	28
04	Justin McKoy		4-8	0-1	0-1	1	5	6	0	8	0	1	0	2	21
05	Jayden Nixon		0-0	0-0	0-0	0	0	0	0	0	0	0	0	0	0+
11	Malachi Poindexter		0-0	0-0	0-0	0	0	0	0	0	0	0	0	0	0+
12	Chase Coleman		1-1	0-0	0-0	0	0	0	1	2	0	0	0	0	0+
13	Casey Morsell		1-4	0-1	0-0	0	0	0	0	2	0	0	1	0	15
22	Francisco Caffaro		1-2	0-0	2-2	1	2	3	0	4	0	0	0	0	8
24	Austin Katstra		0-0	0-0	0-0	0	0	0	0	0	0	0	0	0	0+
	Team					2	0	2				2			
	Totals		23-57	8-22	8-9	8	27	35	8	62	13	8	4	9	200

FG % 1st Half: 14-29 48.3% 2nd half: 9-28 32.1% Game: 23-57 40.4%
3FG % 1st Half: 5-9 55.6% 2nd half: 3-13 23.1% Game: 8-22 36.4%
FT % 1st Half: 8-9 88.9% 2nd half: 0-0 0.0% Game: 8-9 88.9%

Deadball Rebounds 1

Officials: Pat Driscoll,Mike Roberts,James Breeding
Technical fouls: Miami (FL)-None. Virginia-None.
Attendance:
2020-21 Men's Basketball. Round: 0. Miami (FL) vs Virginia. Played at John Pau

Score by periods	1st	2nd	Total
Miami (FL)	30	21	**51**
Virginia	41	21	**62**

Points	In Paint	Off T/O	2nd Chance	Fast Break	Bench
UM	26	4	6	8	2
VA	26	13	4	3	20

Last FG - UM 2nd-00:07, VA 2nd-00:15.
Largest lead - UM by 3 1st-12:43, VA by 13 2nd-17:29.
UM led for 05:43. VA led for 32:38. Game was tied for 01:39.

Score tied - 4 times.
Lead changed - 11 times.

Official Basketball Box Score -- Game Totals -- Final Statistics
Virginia vs Louisville
03/06/21 4:00 pm at Louisville, KY

Virginia 68 • 17-6,13-4 ACC

##	Player		Total FG-FGA	3-Ptr FG-FGA	FT-FTA	Rebounds Off	Def	Tot	PF	TP	A	TO	Blk	Stl	Min
10	Sam Hauser	f	9-14	2-5	4-4	0	8	8	4	24	1	1	2	0	30
30	Jay Huff	f	5-6	0-1	0-0	1	5	6	2	10	0	2	4	0	26
00	Kihei Clark	g	1-7	0-1	0-0	0	1	1	3	2	3	2	0	1	32
02	Reece Beekman	g	2-4	0-1	2-2	0	3	3	2	6	4	0	0	0	37
25	Trey Murphy III	g	7-12	1-5	2-2	2	4	6	2	17	1	0	1	0	38
04	Justin McKoy		2-4	0-0	0-0	2	4	6	0	4	0	0	0	0	19
13	Casey Morsell		0-2	0-1	0-0	0	0	0	0	0	0	0	0	0	3
53	Tomas Woldetensae		1-3	0-1	3-3	1	2	3	0	5	1	0	1	0	15
	Team					1	0	1							
	Totals		27-52	3-15	11-11	7	27	34	13	68	10	5	8	1	200

FG % 1st Half: 14-26 53.8% 2nd half: 13-26 50.0% Game: 27-52 51.9%
3FG % 1st Half: 0-6 0.0% 2nd half: 3-9 33.3% Game: 3-15 20.0%
FT % 1st Half: 0-0 0.0% 2nd half: 11-11 100.0 Game: 11-11 100.0

Deadball Rebounds 0

Louisville 58 • 13-6,8-5 ACC

##	Player		Total FG-FGA	3-Ptr FG-FGA	FT-FTA	Rebounds Off	Def	Tot	PF	TP	A	TO	Blk	Stl	Min
10	Samuell Williamson	f	4-7	0-0	1-2	1	9	10	1	9	1	0	0	0	38
11	Quinn Slazinski	f	2-3	0-1	3-4	3	2	5	0	7	0	0	0	0	18
24	Jae'Lyn Withers	f	4-10	2-4	2-5	3	3	6	1	12	0	2	0	2	31
01	Carlik Jones	g	2-15	0-0	2-2	0	0	0	2	6	6	0	0	0	40
13	David Johnson	g	6-17	1-5	1-2	0	2	2	2	14	1	1	0	0	40
12	JJ Traynor		1-1	0-0	0-0	0	0	0	0	2	0	0	0	0	4
14	Dre Davis		2-4	2-3	2-2	2	1	3	3	8	0	0	0	0	29
	Team					3	1	4							
	Totals		21-57	5-13	11-17	12	18	30	9	58	8	3	0	2	200

FG % 1st Half: 8-29 27.6% 2nd half: 13-28 46.4% Game: 21-57 36.8%
3FG % 1st Half: 1-4 25.0% 2nd half: 4-9 44.4% Game: 5-13 38.5%
FT % 1st Half: 4-4 100.0 2nd half: 7-13 53.8% Game: 11-17 64.7%

Deadball Rebounds 3

Officials: Tony Henderson,A.J. Desai,Ted Valentine
Technical fouls: Virginia-None. Louisville-None.
Attendance: 4812
2020-21 Men's Basketball. Round: 0. Louisville vs Virginia. Played at KFC Yum!

Score by periods	1st	2nd	Total
Virginia	28	40	**68**
Louisville	21	37	**58**

Points	In Paint	Off T/O	2nd Chance	Fast Break	Bench
VA	32	4	6	0	9
UL	22	7	14	0	10

Last FG - VA 2nd-01:23, UL 2nd-01:42.
Largest lead - VA by 13 2nd-05:28, UL None.
VA led for 39:22. UL led for 00:00. Game was tied for 00:38.

Score tied - 1 time.
Lead changed - 0 times.

Official Basketball Box Score -- Game Totals -- Final Statistics
Syracuse vs Virginia
03/11/21 12:00 pm at Greensboro, NC

Syracuse 69 • 16-9,9-7 ACC

##	Player		Total FG-FGA	3-Ptr FG-FGA	FT-FTA	Rebounds Off	Def	Tot	PF	TP	A	TO	Blk	Stl	Min
01	Quincy Guerrier	f	6-14	0-3	2-6	2	8	10	3	14	1	1	0	2	39
21	Marek Dolezaj	f	2-4	0-0	2-2	2	2	4	2	6	4	0	1	1	40
00	Alan Griffin	g	0-4	0-2	3-3	0	2	2	0	3	1	1	2	0	12
11	Joseph Girard III	g	1-8	1-5	0-0	2	4	6	0	3	4	1	0	3	24
35	Buddy Boeheim	g	10-17	5-8	6-6	2	0	2	2	31	3	2	0	0	39
03	Kadary Richmond		1-2	0-0	0-0	1	0	1	1	2	3	0	0	0	17
14	Jesse Edwards		0-2	0-0	0-0	0	1	1	0	0	0	0	0	0	2
20	Robert Braswell		4-6	2-4	0-0	1	0	1	4	10	0	0	0	0	27
	Team					1	2	3				2			
	Totals		24-57	8-22	13-17	11	19	30	12	69	16	7	3	6	200

FG % 1st Half: 13-30 43.3% 2nd half: 11-27 40.7% Game: 24-57 42.1%
3FG % 1st Half: 5-12 41.7% 2nd half: 3-10 30.0% Game: 8-22 36.4%
FT % 1st Half: 8-9 88.9% 2nd half: 5-8 62.5% Game: 13-17 76.5%

Deadball Rebounds 3,1

Virginia 72 • 18-6,13-4 ACC

##	Player		Total FG-FGA	3-Ptr FG-FGA	FT-FTA	Rebounds Off	Def	Tot	PF	TP	A	TO	Blk	Stl	Min
10	Sam Hauser	f	8-15	3-10	2-2	0	5	5	3	21	3	1	1	0	36
30	Jay Huff	f	4-5	0-0	5-6	6	6	12	3	13	2	2	4	0	36
00	Kihei Clark	g	4-9	2-5	0-0	1	1	2	0	10	6	2	0	1	34
02	Reece Beekman	g	1-6	1-4	0-0	1	2	3	3	3	4	2	0	2	31
25	Trey Murphy III	g	4-12	3-11	4-4	0	2	2	4	15	0	0	2	2	32
04	Justin McKoy		1-1	0-0	0-0	1	5	6	1	2	1	3	0	0	12
13	Casey Morsell		0-0	0-0	0-0	0	0	0	0	0	0	0	0	0	4
53	Tomas Woldetensae		3-7	2-5	0-0	1	0	1	0	8	1	0	0	0	15
	Team					0	2	2				2			
	Totals		25-55	11-35	11-12	10	23	33	14	72	17	12	7	5	200

FG % 1st Half: 13-29 44.8% 2nd half: 12-26 46.2% Game: 25-55 45.5%
3FG % 1st Half: 3-16 18.8% 2nd half: 8-19 42.1% Game: 11-35 31.4%
FT % 1st Half: 7-8 87.5% 2nd half: 4-4 100.0 Game: 11-12 91.7%

Deadball Rebounds 1

Officials: Tony Henderson,Jamie Luckie,Bert Smith
Technical fouls: Syracuse-None. Virginia-None.
Attendance:
2020-21 Men's Basketball. Round: 0. Syracuse vs Virginia. Played at Greensboro

Score by periods	1st	2nd	Total
Syracuse	39	30	**69**
Virginia	36	36	**72**

Points	In Paint	Off T/O	2nd Chance	Fast Break	Bench
SU	22	15	17	15	12
VA	18	6	7	2	10

Last FG - SU 2nd-01:31, VA 2nd-00:02.
Largest lead - SU by 11 1st-06:03, VA by 6 2nd-02:07.
SU led for 22:19. VA led for 10:43. Game was tied for 06:58.

Score tied - 7 times.
Lead changed - 5 times.

OFFICIAL NCAA BASKETBALL BOX SCORE

Date March 13, 1976 Site Charlotte, N.C.

Final

No.	VISITING TEAM (Last Name, First) DePaul	FG Made	FG Att'd	FT Made	FT Att'd	Rebounds	Pers. Fouls	Total Points	Ass'ts	Turnovers	Bl'kd Shots	Steals	Mins. Played
11	Norwood, Ron	11	15	6	7	2	3	28	2	5	2	0	40
32	Ramsey, Randy	0	1	2	2	1	3	2	0	1	0	0	30:02
30	Watkins, Curtis	3	4	4	6	8	2	10	1	0	1	0	37:07
33	Pancratz, Andy	3	5	1	2	3	1	7	0	1	2	0	12:34
10	Corzine, Dave	4	10	6	6	4	5	14	1	4	2	0	33:07
13	Ponsetto, Joe	3	9	0	1	12	2	6	3	4	1	1	36:24
20	Garland, Gary	1	2	0	0	1	0	2	0	1	0	0	9:48
2	Hook, Randy	0	0	0	0	0	0	0	0	0	0	0	0:55
	TEAM REBOUNDS (Included in Totals)					3							
	TOTALS	25	46	19	24	34	16	69	7	16	8	1	200

PERCENTAGES: FGs: 1st Half 51.9 (14-27) 2nd Half 57.9 (11-19) Game 54.3
FTs: 1st Half 75.0 (3-4) 2nd Half 80.0 (16-20) Game 79.2
Deadball Rebounds: 3

No.	HOME TEAM (Last Name, First) Virginia	FG Made	FG Att'd	FT Made	FT Att'd	Rebounds	Pers. Fouls	Total Points	Ass'ts	Turnovers	Bl'kd Shots	Steals	Mins. Played
41	Walker, Wally	4	15	3	3	7	5	11	2	0	0	0	28:35
44	Iavaroni, Marc	4	8	1	2	2	2	9	1	6	0	1	36:20
[illegible]	Fulton, Otis	5	8	0	0	8	1	10	1	4	1	1	31:36
[illegible]	Langloh, Billy	5	14	4	4	2	5	14	2	3	0	0	33:22
[illegible]	Koesters, Dave	4	11	0	0	1	3	8	1	2	0	0	33:02
5	Castellan, Steve	1	3	2	2	3	1	4	0	0	1	0	16:45
[illegible]	Stokes, Bob	2	3	0	0	0	1	4	0	0	0	2	17:00
20	Briscoe, Tom	0	0	0	0	0	2	0	0	0	0	0	2:02
	TEAM REBOUNDS (Included in Totals)					2							
	TOTALS	25	62	10	11	25	20	60	7	15	2	4	200

PERCENTAGES: FGs: 1st Half 57.1 (16-28) 2nd Half 26.5 (9-34) Game 40.3
FTs: 1st Half 83.3 (5-6) 2nd Half 100.0 (5-5) Game 90.9
Deadball Rebounds: 2

Officials: Mike Stockner & Blaine Sylvester
Technical Fouls: Virginia Bench 2
Attendance 11,666

SCORE BY PERIODS	1st H.	2nd H.	OT	OT	FINAL
DePaul	31	38			69
Virginia	37	23			60

©by National Collegiate Athletic Association 1974

(29)

OFFICIAL NCAA BASKETBALL BOX SCORE

Date March 14, 1981 Site Charlotte, N.C.

Final – Second Round Game

No.	VISITORS (Last Name, First) Villanova		FG	FGA	FT	FTA	REB	PF	TP	A	TO	BLK	S	MIN
10	Granger, Stewart	fg	8	15	0	0	2	3	16	3	2	0	0	38
33	Sienkiewicz, Tom	fg	5	8	1	1	2	2	11	3	2	0	1	37
45	Pinone, John	c	5	11	1	3	4	5	11	1	5	0	0	37½
32	Howard, Aaron	gf	1	5	1	1	6	4	3	0	3	0	1	32
42	Bradley, Alex	gf	3	8	1	2	13	4	7	0	6	1	2	37
22	Mulquin, Mike		1	2	0	0	1	0	2	0	1	0	2	11½
44	Dobbs, Frank		0	1	0	0	0	0	0	1	0	0	0	5
	TEAM REBOUNDS (Included in Totals)						2							
	TOTALS		23	50	4	7	30	18	50	8	19	1	6	200

FG %: 1st Half 44.8% (13-29) 2nd Half 47.6% (10-21) Game 46.0%
FT %: 1st Half 50.0% (1-2) 2nd Half 60.0% (3-5) Game 57.1%
Deadball Rebounds 1

HOME

No.	Virginia		FG	FGA	FT	FTA	REB	PF	TP	A	TO	BLK	S	MIN
11	Wilson, Othell	fg	1	7	2	2	4	3	4	5	3	0	4	32
24	Jones, Jeff	fg	3	6	2	2	0	0	8	1	3	0	1	39
50	Sampson, Ralph	c	7	9	3	7	12	2	17	1	3	0	0	32
3	Lamp, Jeff	gf	3	12	4	4	2	2	10	1	3	0	1	38
44	Gates, Terry	gf	1	2	0	0	3	1	2	0	0	0	0	20
15	Stokes, Ricky		1	1	0	0	0	1	2	1	0	0	0	7
10	Robinson, Craig		0	0	0	0	1	0	0	0	0	1	0	4
25	Raker, Lee		4	7	1	2	1	1	9	2	1	0	0	21
55	Lattimore, Lewis		1	1	0	0	0	1	2	0	0	0	0	8
	TEAM REBOUNDS (Included in Totals)						4							
	TOTALS		21	45	12	17	27	11	54	11	13	1	6	200

FG %: 1st Half 54.6% (12-22) 2nd Half 39.1% (9-23) Game 46.7%
FT %: 1st Half 00.% (0-1) 2nd Half 75.0% (12-16) Game 70.6%
Deadball Rebounds 1

OFFICIALS: Jim Bain, Denny Bishop & Dutch Shamble
Technical Fouls: UVA: Lamp ( )
Attendance

SCORE BY PERIODS	1st H.	2nd H.	OT	OT	FINAL
Villanova	27	23			50
Virginia	24	30			54

©by National Collegiate Athletic Association 1976

FINAL – FINAL 30

OFFICIAL NCAA BASKETBALL BOX SCORE

Date 3-19-81 Site The Omni-Atlanta GA
NCAA EAST REGIONAL

No.	VISITORS (Last Name, First) TENNESSEE		FG	FGA	FT	FTA	REB	PF	TP	A	TO	BLK	S	MIN
14	ELLIS, DALE	f	6	12	1	2	9	4	13	1	5			39
53	RAY, STEVE	f	2	4	0	0	0	1	4	1	1			33
44	WOOD, HOWARD	c	4	9	0	0	4	1	8	2	3		3	39
12	LITTLETON, ED	g	2	3	0	0	0	3	4	2	1			13
30	CARTER, GARY	g	4	9	1	2	4	4	9	2				39
21	BROOKS, MICHAEL		3	8	0	0	1	2	6	6	3		2	27
10	BEAMAN, TYRONE		2	2	0	0	0	3	4	2				7
33	FEDERMANN		0	0	0	0	0	0	0	-				1
34	LOVE, ANTHONY		0	0	0	0	0	0	0	1				1
40	BURTON, WILLIE		0	1	0	0	0	0	0			1		1
	TEAM REBOUNDS (Included in Totals)						1							
	TOTALS		23	48	2	4	19	18	48	17	13	1	5	200

FG %: 1st Half 12/21 57.1 2nd Half 11/27 40.7 Game 47.9
FT %: 1st Half 2/4 50.0 2nd Half -0- Game 50.0
Deadball Rebounds 1

HOME

No.	VIRGINIA		FG	FGA	FT	FTA	REB	PF	TP	A	TO	BLK	S	MIN
3	LAMP, JEFF	f	8	11	2	2	5	0	18	2	1			36
44	GATES, TERRY	f	2	2	0	0	4	1	4	1			1	32
50	SAMPSON, RALPH	c	4	13	1	2	5	1	9	1	3	4	1	34
11	WILSON, OTHELL	g	2	3	5	6	2	1	9	2	1		2	34
24	JONES, JEFF	g	3	6	4	5	3	2	10	5	2		4	33
25	RAKER, LEE		4	5	2	2	3	1	10				1	17
55	LATTIMORE, LEWIS		0	0	0	0	1	2	0		1			4
10	ROBINSON, CRAIG		0	0	0	0	1	0	0		1			4
15	STOKES, RICKY		1	3	0	0	0	2	2		1			4
33	KLEIN, JEFF		0	0	0	0	0	0	0		1			1
5	COLLINS, LOUIS		0	0	0	0	1	0	0					1
	TEAM REBOUNDS (Included in Totals)						2							
	TOTALS		24	43	14	17	27	10	62	11	11	4	9	200

FG %: 1st Half 13/23 56.5 2nd Half 11/20 55.0 Game 55.8
FT %: 1st Half 1/2 50.0 2nd Half 13/15 86.7 Game 82.4
Deadball Rebounds 2

OFFICIALS: Edgar Cartotto
James Burroughs–Richard Weiler
Technical Fouls:
Attendance

SCORE BY PERIODS	1st H.	2nd H.	OT	OT	FINAL
TENNESSEE	26	22			48
VIRGINIA	27	35			62

©by National Collegiate Athletic Association 1976

31

FINAL FINAL

OFFICIAL NCAA BASKETBALL BOX SCORE

Date Mar. 21, 1981 Site The Omni-Atlanta GA

No.	VISITORS (Last Name, First) BRIGHAM YOUNG		FG	FGA	FT	FTA	REB	PF	TP	A	TO	BLK	S	MIN
34	ROBERTS, FRED 2:34 ⑤	f	6	8	0	1	7	⑤	12	5	3	1	1	36
44	TRUMBO, STEVE	f	4	8	3	4	8	2	11	2	2			34
50	KITE, GREG	c	2	6	0	1	5	4	4	0	3	1		37
22	AINGE, DANNY	g	4	13	5	5	3	4	13	5	3			38
23	CRAIG, STEVE 1:12 ⑤	g	4	8	4	4	1	⑤	12	3	1		1	27
40	BALLIE, GREG		2	4	2	2	3	3	6	·	2			14
21	CHRISTENSEN, CRAIG		0	1	0	0	0	0	0					1
33	SAARELAINEN, TIMO		0	2	0	0	0	1	0					8
42	FURNISS, GARY		1	1	0	0	2	0	2					4
20	WEBB, RICHIE		0	0	0	0	1	0	0					1
	TEAM REBOUNDS (Included in Totals)						2							
	TOTALS		23	51	14	17	32	24	60	15	14	2	2	200

FG %: 1st Half 12/26 = 46.2 2nd Half 11/25 44.0 Game 45.5
FT %: 1st Half 7/8 = 87.5 2nd Half 7/9 77.8 Game 82.4
Deadball Rebounds 1

HOME

No.	VIRGINIA		FG	FGA	FT	FTA	REB	PF	TP	A	TO	BLK	S	MIN
3	LAMP, JEFF	f	7	15	4	5	7	3	18	2	3			38
44	GATES, TERRY	f	1	2	0	1	2	3	2	·				33
50	SAMPSON, RALPH	c	9	16	4	7	12	2	22	1	1	4		36
11	WILSON, OTHELL	g	3	7	4	4	5	4	10	5	1	1	3	30
24	JONES, JEFF	g	2	4	6	6	0	3	10	4	1		2	31
25	RAKER, LEE		4	9	4	4	2	2	12	1	·		1	22
55	LATTIMORE, LEWIS		0	0	0	1	0	1	0		1			4
15	STOKES, RICKY		0	1	0	0	0	0	0		1		1	4
5	COLLINS, LOUIS		0	1	0	0	0	1	0					1
23	KLEIN, JEFF		0	0	0	0	1	0	0					1
	TEAM REBOUNDS (Included in Totals)						2							
	TOTALS		26	55	22	28	31	19	74	13	8	5	7	200

FG %: 1st Half 14/32 = 43.8 2nd Half 12/23 52.2 Game 47.3
FT %: 1st Half 0/1 = 0 2nd Half 22/27 81.5 Game 78.6
Deadball Rebounds 2

OFFICIALS: JAMES BURROUGHS • RICHARD WEILER • EDGAR CAROTTO
Technical Fouls: AINGE (BYU)
Attendance 15401
SELL OUT

SCORE BY PERIODS	1st H.	2nd H.	OT	OT	FINAL
BRIGHAM YOUNG	31	29			60
VIRGINIA	28	46			74

©by National Collegiate Athletic Association 1976

FINAL

SECOND SEMIFINAL – 43rd ANNUAL NATIONAL COLLEGIATE BASKETBALL CHAMPIONSHIP

OFFICIAL NCAA BASKETBALL BOX SCORE Date March 28, 1981 Site The Spectrum – Philadelphia, Penn.

VISITORS (Last Name, First)

No.	NORTH CAROLINA		FG	FGA	FT	FTA	REB	PF	TP	A	TO	BLK	S	MIN
30	WOOD, AL	f	14	19	11	13	10	3	39	1	0			36½
52	WORTHY, JAMES	f	2	8	4	7	3	2	8	1	2	2	1	40
41	PERKINS, SAM	c	4	7	3	5	9	4	11	1	3	1	1	40
11	PEPPER, MIKE	g	0	4	0	0	1	2	0	0	0			11
21	BLACK, JIMMY	g	4	6	2	3	1	4	10	4	2	2		32
44	DOHERTY, MATT		0	1	8	9	4	1	8	3	4	1		32
24	BRADDOCK, JIM		0	1	0	0	0	0	0	1	0			8
32	KENNY, ERIC		1	1	0	0	1	0	2	0	0			1½
	TEAM REBOUNDS (Included in Totals)						2							
	TOTALS		25	47	28	37	31	16	78	11	11	3	5	200

FG %: 1st Half 8/21 = 38.1% 2nd Half 17/26 = 65.4 Game 53.2 — Deadball Rebounds 2
FT %: 1st Half 11/14 = 78.6% 2nd Half 17/23 = 73.9 Game 75.7

HOME

No.	VIRGINIA		FG	FGA	FT	FTA	REB	PF	TP	A	TO	BLK	S	MIN
3	LAMP, JEFF 3:14	f	7	18	4	4	7	5	18	4	1		3	39
44	GATES, TERRY	f	1	1	0	0	4	4	2	0	0			23
50	SAMPSON, RALPH	c	3	10	5	7	9	3	11	1	4	3	1	36
11	WILSON, OTHELL	g	4	7	0	0	2	4	8	3	5		1	23
24	JONES, JEFF	g	5	13	1	1	3	3	11	5	3		1	36½
15	STOKES, RICKY		0	2	0	0	1	3	0	0	1			15½
25	RAKER, LEE 2:18		5	9	3	3	5	5	13	1	0		1	25½
65	LATTIMORE, LEWIS		1	1	0	0	1	0	2	0	0			1½
	TEAM REBOUNDS (Included in Totals)						2							
	TOTALS		26	61	13	15	34	27	65	14	14	3	7	200

FG %: 1st Half 12/24 = 50% 2nd Half 14/36 = 37.8 Game 42.6 — Deadball Rebounds 1
FT %: 1st Half 3/4 = 75% 2nd Half 10/11 = 90.9 Game 86.7

OFFICIALS: Bobby Dibler (WAC) Dale Kelley (SEC) James Howell (Southern)

Technical Fouls:

Attendance 18276

©by National Collegiate Athletic Association 1976

SCORE BY PERIODS	1st H.	2nd H.	OT	OT	FINAL
No. Carolina	27	51			78
VIRGINIA	27	38			65

33

THIRD PLACE GAME – 43rd ANNUAL NATIONAL COLLEGIATE BASKETBALL CHAMPIONSHIP FINAL

OFFICIAL NCAA BASKETBALL BOX SCORE Date Mar 30, 1981 Site The Spectrum, Philadelphia

VISITORS (Last Name, First)

No.	VIRGINIA		FG	FGA	FT	FTA	REB	PF	TP	A	TO	BLK	S	MIN
25	RAKER, LEE	f	7	14	7	8	5	2	21	3	5			29
44	GATES, TERRY 3:17	f	2	5	4	5	5	5	8					24
65	LATTIMORE, LEWIS	c	1	4	0	0	6	3	2	1	1			18
3	LAMP, JEFF	g	7	13	11	11	8	3	25	1	5			38
23	KLEIN, JEFF	g	0	1	0	0	0	3	0	1	1		1	6
5	COLLINS, LOUIS		0	0	0	0	0	0	0					2
10	ROBINSON, CRAIG		0	2	1	2	1	0	1					4
11	WILSON, OTHELL		1	6	7	8	1	1	9	2	2		1	32
24	JONES, JEFF		1	2	0	0	2	0	2	2	2		2	26
50	SAMPSON, RALPH 9:30		3	8	4	4	11	5	10	2	1			16½
15	STOKES, RICKY		0	3	0	0	0	0	0	1	0			4½
	TEAM REBOUNDS (Included in Totals)						3							
	TOTALS		22	58	34	38	42	22	78	13	17	0	4	200

FG %: 1st Half 14/35 = 40% 2nd Half 8/23 = 34.8 Game 37.9 — Deadball Rebounds 1
FT %: 1st Half 9/10 = 90% 2nd Half 25/28 = 89.3 Game 89.5

HOME

No.	LOUISIANA STATE		FG	FGA	FT	FTA	REB	PF	TP	A	TO	BLK	S	MIN
24	MITCHELL, LEONARD 4:04	f	7	12	2	5	12	5	16	1	1		2	36
40	MACKLIN, DURAND 12:14	f	0	3	0	0	5	5	0		2			16
43	COOK, GREG	c	8	14	5	8	8	2	21		3			40
21	MARTIN, ETHAN 1:15	g	3	8	0	1	1	5	6	7	6		4	26½
32	CARTER, HOWARD 7:33	g	7	14	0	0	6	5	14	1	1		1	24
10	SIMS, WILLIE		5	10	3	4	3	3	13	2	3		2	21
12	JONES, JOHNNY		2	6	0	0	2	3	4	2				14
20	TUDOR, JOHN		0	1	0	0	1	2	0					9
22	BERGERON, BRIAN		0	0	0	0	0	0	0		1			2½
34	BLACK, TYRONE		0	1	0	0	2	0	0					1
	TEAM REBOUNDS (Included in Totals)						2							
	TOTALS		32	69	10	18	42	30	74	13	17	0	9	200

FG %: 1st Half 13/35 = 37.1 2nd Half 19/34 = 55.9 Game 46.4 — Deadball Rebounds 0
FT %: 1st Half 3/5 = 60.0 2nd Half 7/13 = 53.8 Game 55.6

OFFICIALS: Bobby Dibler (WAC) Dale Kelley (SEC) James Howell (SOU)

Technical Fouls:

Attendance 18274

©by National Collegiate Athletic Association 1976

SCORE BY PERIODS	1st H.	2nd H.	OT	OT	FINAL
VIRGINIA	37	41			78
LOUISIANA ST	29	45			74

MIDEAST REGIONAL SECOND ROUND First Game Market Square Arena

OFFICIAL NCAA BASKETBALL BOX SCORE Date March 14, 1982 Site Indianapolis, Indiana

VISITORS (Last Name, First)

No.	TENNESSEE		FG	FGA	FT	FTA	REB	PF	TP	A	TO	BLK	S	MIN
14	ELLIS dale	f	5	10	6	8	9	5	16	0	1	0	0	37
33	RAY steve	f	2	3	0	0	3	4	4	3	2	0	0	36
40	BURTON willie	c	0	0	0	0	3	5	0	1	0	0	1	17
10	BEAMAN tyrone	g	0	5	1	3	0	4	1	8	2	0	2	37
21	BROOKS michael	g	11	17	2	3	2	1	24	1	0	0	1	40
22	HYATT gerald		0	0	2	2	0	0	2	1	0	0	0	9
23	CARTER myron													
24	EVANS walter													
25	MCDONALD seth													
31	WOODS kevin		0	1	0	0	0	0	0	0	0	0	0	4
32	NALER kirk													
33	FEDERMANN dan		2	3	0	1	3	4	4	0	1	0	0	20
	TEAM REBOUNDS (Included in Totals)						4							
	TOTALS		20	39	11	17	24	23	51	14	6	0	4	200

FG %: 1st Half 5/20 2nd Half 4/19 Game 31/39 — Deadball Rebounds
FT %: 1st Half 6/7 2nd Half 6/10 Game 12/17

HOME

No.	VIRGINIA		FG	FGA	FT	FTA	REB	PF	TP	A	TO	BLK	S	MIN
4	MILLER jim	f	1	2	0	3	2	3	2	0	0	0	0	17
10	ROBINSON craig	f	2	7	0	0	6	3	4	1	2	0	0	29
50	SAMPSON ralph	c	9	14	1	6	9	2	19	2	0	2	0	36
24	JONES jeff	g	4	6	2	5	7	2	10	3	1	1	1	38
45	MULLEN tim	g	4	6	1	2	0	2	9	0	2	0	0	24
11	WILSON othell		2	3	1	2	1	1	5	1	2	0	0	22
12	CARPENTER dean													
15	STOKES ricky		0	1	2	2	1	2	2	0	0	0	0	18
30	EDELIN kenton		1	2	1	1	2	4	3	0	0	0	1	16
32	NEWBURG doug													
33	JOHNSON kenny													
51	MERRIFIELD dan													
	TEAM REBOUNDS (Included in Totals)						4							
	TOTALS		23	41	8	21	32	19	54	7	7	3	2	200

FG %: 1st Half 4/8 2nd Half 6/13 Game 10/21 — Deadball Rebounds
FT %: 1st Half 3/10 2nd Half 4/5 Game 7/15

OFFICIALS: Jack Savidge, Charles Range, Arthur Wallace

Technical Fouls:

Attendance

©by National Collegiate Athletic Association 1976

SCORE BY PERIODS	1st H.	2nd H.	OT	OT	FINAL
Tennessee	32	19			51
Virginia	25	29			54

NCAA MIDEAST REGIONAL

OFFICIAL NCAA BASKETBALL BOX SCORE Date March 18, 1982 Site Birmingham Coliseum

VISITORS (Last Name, First)

No.	UAB Blazers (25-5)		FG	FGA	FT	FTA	REB	PF	TP	A	TO	BLK	S	MIN
40	Chris Giles	f	2	7	1	2	6	3	5	2	2	0	1	40
15	Luellen Foster	f	4	7	4	5	3	1	12	4	0	0	2	37
55	Norman Anchrum	c	2	10	1	3	3	3	5	0	2	2	1	27
14	Jonath Nicholas	g	4	6	3	4	5	3	11	0	0	1	2	27
20	Oliver Robinson	g	8	17	7	7	5	2	23	9	5	0	1	40
11	Murry Bartow DNP													
12	Marvin Ray Johnson DNP													
24	Raymond Gause		0	1	0	0	0	1	0	0	0	0	0	6
32	Scott McCabe DNP													
42	Lex Drum DNP													
44	Craig Lane		0	0	2	2	1	1	2	1	0	0	0	7
52	Donnie Speer		4	7	2	2	2	4	10	0	2	1	1	16
	TEAM REBOUNDS (Included in Totals)					TEAM	3							
	TOTALS		24	55	20	25	28	18	68	16	11	4	8	200

FG %: 1st Half 44% (14-32) 2nd Half 43.8% (10-23) Game 43.6% — Deadball Rebounds 0
FT %: 1st Half 83% (5-6) 2nd Half 78.9 (15-19) Game 80%

HOME

No.	Virginia (30-4)		FG	FGA	FT	FTA	REB	PF	TP	A	TO	BLK	S	MIN
4	Jim Miller	f	3	10	4	4	5	4	10	1	3	0	0	26
10	Craig Robinson	f	2	5	2	2	4	3	6	0	0	0	0	21
50	Ralph Sampson	c	8	18	3	6	21	4	19	2	1	2	0	37
24	Jeff Jones	g	9	9	0	0	1	3	18	4	4	0	0	37
45	Tim Mullen	g	3	7	1	1	3	5	7	1	2	0	0	30
11	Othell Wilson		0	1	0	0	0	0	0	0	0	0	0	4
12	Dean Carpenter													
15	Ricky Stokes		1	3	0	1	3	2	2	2	0	0	2	26
30	Kenton Edelin		2	4	0	3	7	3	4	2	2	0	2	23
32	Doug Newburg													
33	Kenny Johnson													
51	Dan Merrifield													
	TEAM REBOUNDS (Included in Totals)					TEAM	0							
	TOTALS		28	57	10	17	44	24	66	12	18	2	4	200

FG %: 1st Half 53% (8-20) 2nd Half 44.4 (8-27) Game 49.1 — Deadball Rebounds 0
FT %: 1st Half 55% (5-9) 2nd Half 62.5 (5-8) Game 58.8

OFFICIALS: R. Booker Turner, Joey Sylvester, Charlie Vacca

Technical Fouls: Coach Holland - WA Bench

Attendance 16,754 sellout

©by National Collegiate Athletic Association 1976

SCORE BY PERIODS	1st H.	2nd H.	OT	OT	FINAL
UAB	33	35	—		68
Virginia	39	27	—		66

OFFICIAL NCAA BASKETBALL BOX SCORE Date 3/19/83 Site BSU PAVILION (BOISE, ID)

VISITORS (Last Name, First)

No.	WASHINGTON STATE		FG	FGA	FT	FTA	REB	PF	TP	A	TO	BLK	S	MIN
32	POLLARD, BRYAN	f	2	5			4		4		2	1		27
33	HARRIEL, STEVE	f	2	6	0	1	2	5	4	2	2		4	23
44	BROWN, RICKY	c	3	10	3	4	7	3	9	2	1	1		34
30	EHLO, CRAIG	g	5	10	2	4	6	4	12	5	7	1	1	39
35	WINKLER, CHRIS	g	2	4	–		1	5	4	4	1			28
0	JENNINGS, OTIS													
11	RUBIN, DON						1	3			2			6
14	MONSON, CHRIS		1	1					2					1
24	RHYMES, BILLY JOE													
25	MORRISON, KEITH						1	2		1				6
21	HASKINS, AARON		5	10	4	5	9	2	14					33
54	WURM, MIKE							1						3
	TEAM REBOUNDS (Included in Totals)						2							
	TOTALS		20	46	9	14	33	25	49	14	15	3	5	200

FG %: 1st Half 11-24 .457 2nd Half 9-22 .409 Game .435
FT %: 1st Half 3-5 .600 2nd Half 6-9 .667 Game .643
Deadball Rebounds 2

HOME

No.	VIRGINIA		FG	FGA	FT	FTA	REB	PF	TP	A	TO	BLK	S	MIN
4	MILLER, JIM	f	3	4	1	2		2	7	3	2			28
10	ROBINSON, CRAIG	f	3	9	1	3	3	2	7	0	1			38
50	SAMPSON, RALPH	c	6	8	3	7	12	3	15	2		4		38
11	WILSON, OTHELL	g	4	11	6	10	4	4	14	5	4		5	30
34	CARLISLE, RICK	g	1	3	4	4	4	2	6	3	1			36
15	STOKES, RICKY		2	3	1	1	1	4	5	5	3			23
30	EDELIN, KENTON							1			1		1	9
32	NEWBURG, DOUG													
42	SMITH, WINGO													
44	LAMBIOTTE, KENNY													
45	MULLEN, TIM													
51	MERRIFIELD, DAN							1			1			3
	TEAM REBOUNDS (Included in Totals)													
	TOTALS		19	38	16	27	24	19	54	18	13	4	9	200

FG %: 1st Half 12-20 .600 2nd Half 7-16 .389 Game .500
FT %: 1st Half 6-10 .600 2nd Half 10-17 .588 Game .593
Deadball Rebounds 2

OFFICIALS: JAMES HOWELL, MICKY CROWLEY, ED MARACICH
Technical Fouls: COACH RAVELING
Attendance 12,177 ©by National Collegiate Athletic Association 1983

SCORE BY PERIODS	1st H.	2nd H.	OT	OT	FINAL
WASHINGTON ST	25	24			49
VIRGINIA	30	24			54

OFFICIAL NCAA BASKETBALL BOX SCORE Date March 24, 1983 Site DEE CENTER – Ogden, Utah

VISITORS (Last Name, First)

No.	BOSTON COLLEGE		FG	FGA	FT	FTA	REB	PF	TP	MIN	A	TO	BLK	S
32	CLARK, MARTIN	f	1	4	2	3	3	4	4	26	3	1	0	0
55	GARRIS, JOHN	f	8	15	9	10	12	2	25	36	1	1	4	0
42	MURPHY, JAY	c	9	15	5	8	12	2	23	31	0	2	1	0
5	PRESSLEY, DOMINIC	g	4	8	3	6	5	4	11	27	3	1	1	1
23	ADAMS, MICHAEL	g	7	22	4	5	5	2	18	34	8	3	0	1
10	Kelley, Ted									0				
15	O'Shea, Tim		0	0	0	0	1	0	0	2	0	0	0	0
20	McCready, Roger		1	2	1	2	0	1	3	4	0	1	0	0
21	Schmidt, Mark													
22	Sinicki, Mike													
34	Taller, Terrance		3	6	0	0	3	4	6	13	0	2	0	0
30	Primus, Stu		1	5	0	0	3	5	2	19	0	2	0	0
44	Adams, Burnett		0	1	0	0	1	5	0	8	0	0	0	0
50	Crevier, Ron													
	TEAM REBOUNDS (Included in Totals)						2							
	TOTALS		34	78	24	34	47	27	92	200	15	13	6	2

FG %: 1st Half 16-32 .500 2nd Half 18-46 .390 Game 34-78 .436
FT %: 1st Half 12-17 .706 2nd Half 12-17 .706 Game 24-34 .706
Deadball Rebounds 5

HOME

No.	UNIVERSITY OF VIRGINIA		FG	FGA	FT	FTA	REB	PF	TP	MIN	A	TO	BLK	S
4	MILLER, JIM	f	4	12	0	0	2	5	8	28	1	2	0	0
10	ROBINSON, CRAIG	f	2	7	5	9	15	3	9	36	1	3	1	0
50	SAMPSON, RALPH	c	9	13	1	3	11	5	19	19	1	0	4	1
11	WILSON, OTHELL	g	8	18	2	5	3	2	18	36	9	4	1	0
34	CARLISLE, RICK	g	7	13	8	8	5	3	22	32	1	0	0	0
45	Mullen, Tim		0	2	2	2	1	0	2	4	1	0	0	0
15	Stokes, Ricky		4	4	4	5	1	4	12	26	5	3	0	0
30	Edelin, Kenton		2	3	1	4	11	5	5	18	0	1	0	0
32	Newburg, Doug													
42	Smith, Wingo													
44	Lambiotte, Ken													
51	Merrifield, Dan		0	0	0	0	0	0	0	1	0	0	0	0
	TEAM REBOUNDS (Included in Totals)						1							
	TOTALS		36	72	23	36	49	27	95	200	19	13	6	1

FG %: 1st Half 19-41 .463 2nd Half 17-31 .548 Game 36-72 .500
FT %: 1st Half 7-9 .778 2nd Half 16-27 .593 Game 23-36 .639
Deadball Rebounds 1

OFFICIALS: Mike Tanco (Trans American)
Jim Bain (Big Ten) Dan Butledge (S.E.C.)
Technical Fouls:
Attendance 12,084 Copyright 1982 National Collegiate Athletic Association

SCORE BY PERIODS	1st H.	2nd H.	OT	OT	FINAL
BOSTON COLLEGE	44	48			92
VIRGINIA	45	50			95

OFFICIAL NCAA BASKETBALL BOX SCORE Date March 26, 1983 Site DEE CENTER – Ogden, Utah

VISITORS (Last Name, First)

No.	NORTH CAROLINA STATE		FG	FGA	FT	FTA	REB	PF	TP	MIN	A	TO	BLK	S
41	BAILEY, THURL	f	7	17	0	0	6	4	14	38	0	1	0	1
43	CHARLES, LORENZO	f	4	5	3	4	10	2	11	35	1	0	0	0
45	McQUEEN, COZELL	c	0	3	0	0	6	4	0	23	1	1	1	4
25	WHITTENBURG, DERECK	g	11	16	2	2	3	4	24	39	4	1	0	1
35	LOWE, SIDNEY	g	2	8	4	4	0	1	8	40	8	1	0	0
31	Myers, Ernie		2	3	0	0	0	0	4	6	0	0	0	0
24	Gannon, Terry		0	1	0	0	0	1	0	10	0	0	0	0
12	McClain, George		0	1	1	2	0	0	1	2	0	0	0	0
30	Thompson, Harold													
42	Warren, Mike													
33	Battle, Alvin		0	1	1	2	2	0	1	7	0	2	0	0
40	Densmore, Walt													
34	Leonard, Quinton													
10	DiNardo, Tommy													
	TEAM REBOUNDS (Included in Totals)													
	TOTALS		26	55	11	14	27	16	63	200	14	6	1	6

FG %: 1st Half 12-29 .414 2nd Half 14-26 .538 Game 26-55 .473
FT %: 1st Half 4-6 .667 2nd Half 7-8 .875 Game 11-14 .786
Deadball Rebounds 1

HOME

No.	UNIVERSITY OF VIRGINIA		FG	FGA	FT	FTA	REB	PF	TP	MIN	A	TO	BLK	S
4	MILLER, JIM	f	3	5	0	0	0	0	6	15	0	0	0	0
10	ROBINSON, CRAIG	f	4	9	0	0	5	4	8	34	1	4	0	0
50	SAMPSON, RALPH	c	8	10	7	11	11	4	23	33	2	3	4	1
11	WILSON, OTHELL	g	3	5	1	2	2	3	7	36	9	3	0	0
34	CARLISLE, RICK	g	4	7	0	1	4	1	8	37	4	3	0	0
45	Mullen, Tim		0	1	0	0	0	0	0	6	0	0	0	0
15	Stokes, Ricky		3	3	2	3	1	2	8	21	2	2	1	0
30	Edelin, Kenton		1	1	0	2	4	3	2	19	1	0	0	0
32	Newburg, Doug													
42	Smith, Wingo													
44	Lambiotte, Ken													
51	Merrifield, Dan													
	TEAM REBOUNDS (Included in Totals)						1							
	TOTALS		26	41	10	19	27	17	62	200	19	15	5	1

FG %: 1st Half 15-25 .600 2nd Half 11-15 .733 Game 26-41 .634
FT %: 1st Half 3-5 .600 2nd Half 7-14 .500 Game 10-19 .526
Deadball Rebounds 0

OFFICIALS: Gary Mundy (BIG TEN)
Dale Kelley (SUN BELT) Phil Robinson (BIG TEN)
Technical Fouls:
Attendance Copyright 1982 National Collegiate Athletic Association

SCORE BY PERIODS	1st H.	2nd H.	OT	OT	FINAL
N.C. STATE	28	35			63
VIRGINIA	33	29			62

*** NCAA EAST REGIONAL TOURNAMENT--FIRST ROUND ***

OFFICIAL NCAA BASKETBALL BOX SCORE Date 16 March 1984 Site Meadowlands Arena

VISITORS (Last Name, First)

No.	IONA		FG	FGA	FT	FTA	REB	PF	TP	A	TO	BLK	S	MIN
33	Tony Hargraves	f	3	9	0	2	3	4	6	7	1	1	0	37
42	Gary Springer	f	4	10	0	0	8	4	8	1	0	0	1	35
31	Troy Truesdale	c	4	5	0	3	14	4	8	0	3	3	0	31
12	Rory Grimes	g	0	12	1	4	3	3	1	4	1	0	6	34
15	Steve Burtt	g	13	19	2	2	4	4	28	0	1	2	0	32
00	Wendell Walters		0	0	2	2	1	2	2	0	0	0	0	8
10	Chris Green		0	0	2	2	1	1	2	0	0	0	0	9
11	Mark Hopper													
21	Tom Foley													
24	Mike Zona													
32	Dan Parascandola													
35	Chris O'Gorman													
43	Chris Crockett													
45	Arnie Russell		0	1	2	2	1	0	2	0	1	1	1	14
	TEAM REBOUNDS (Included in Totals)						0							
	TOTALS		24	56	9	17	35	22	57	12	7	7	7	200

FG %: 1st Half .379 2nd Half .481 Game .429
FT %: 1st Half .636 2nd Half .333 Game .529
Deadball Rebounds 2

No.	VIRGINIA		FG	FGA	FT	FTA	REB	PF	TP	A	TO	BLK	S	MIN
4	Jim Miller	f	4	12	0	1	3	3	8	0	2	0	1	31
30	Kenton Edelin	f	2	2	1	3	9	4	5	1	0	0	1	26
24	Olden Polynice	c	5	9	4	9	10	3	14	1	6	1	0	37
11	Othell Wilson	g	8	9	1	3	4	2	17	3	1	1	2	39
34	Rick Carlisle	g	4	7	0	1	2	4	8	3	2	0	0	31
12	Anthony Solomon													
15	Ricky Stokes		2	3	2	3	2	1	6	2	1	0	0	19
22	Tom Sheehey		0	2	0	0	1	1	0	0	0	0	1	11
33	Kenny Johnson													
45	Tim Mullen		0	0	0	0	0	0	0	0	0	0	0	2
51	Dan Merrifield		0	0	0	0	0	1	0	0	0	0	0	4
	TEAM REBOUNDS (Included in Totals)						3							
	TOTALS		25	44	8	20	34	19	58	10	12	2	5	200

FG %: 1st Half .560 2nd Half .579 Game .568
FT %: 1st Half .462 2nd Half .286 Game .400
Deadball Rebounds 0

OFFICIALS: Tim Higgins, Ron Zetcher, Tom Rucker; Lou Moser (alt.)
Technical Fouls:
Attendance 16,714

SCORE BY PERIODS	1st H.	2nd H.	OT	OT	FINAL
IONA	29	28			57
VIRGINIA	34	24			58

FFICIAL NCAA BASKETBALL BOX SCORE Date 18 March 1984 Site Meadowlands Arena

SITORS (Last Name, First)

o.	VIRGINIA		FG	FGA	FT	FTA	REB	PF	TP	MIN	A	TO	BLK	S
4	Jim Miller	f	4	5	1	2	0	4	9	24	0	2	0	0
30	Kenton Edelin	f	4	4	0	0	6	1	8	41	1	1	2	2
24	Olden Polynice	c	2	4	1	2	4	4	5	38	0	2	0	0
11	Othell Wilson	g	6	14	1	2	2	2	13	43	3	3	1	4
34	Rick Carlisle	g	6	10	0	0	6	0	12	36	7	6	0	0
12	Anthony Solomon													
15	Ricky Stokes		2	4	0	0	0	3	4	24	2	0	0	1
22	Tom Sheehey		1	1	0	0	0	1	2	6	0	2	0	1
33	Kenny Johnson													
45	Tim Mullen													
51	Dan Merrifield		0	0	0	0	0	0	0	8	0	1	0	0
	TEAM REBOUNDS (Included in Totals)						3							
	TOTALS		25	42	3	6	21	15	53	225	13	17	3	8

FG %: 1st Half .526 2nd Half .652 Game .595 Deadball Rebounds 2
FT %: 1st Half .500 2nd Half .500 Game .500

OME

o.	ARKANSAS		FG	FGA	FT	FTA	REB	PF	TP	MIN	A	TO	BLK	S
24	Charles Balentine	f	3	7	2	2	1	1	8	43	2	1	0	1
3	Leroy Sutton	f	0	2	3	4	2	2	3	42	0	3	1	1
35	Joe Kleine	c	6	10	3	4	7	2	15	45	0	6	1	3
14	Ricky Norton	g	5	10	1	2	1	4	11	43	2	2	1	0
21	Alvin Robertson	g	6	12	2	4	4	4	14	45	7	4	3	8
11	Jimmy Dykes													
12	Scott Rose		0	1	0	0	0	0	0	2	0	0	0	0
20	Kevin Rehl													
22	Robert Kitchen		-- did not dress --											
23	Keenan DeBose													
30	Mike Ratliff		0	0	0	0	0	0	0	2	0	0	0	0
44	Jay Crane													
52	Eric Poerschke													
54	Darryl Bedford		0	0	0	0	1	1	0	3	1	0	0	0
	TEAM REBOUNDS (Included in Totals)						6							
	TOTALS		20	42	11	16	22	14	51	225	12	16	6	13

FG %: 1st Half .429 2nd Half .524 Game .476 Deadball Rebounds 2
FT %: 1st Half .750 2nd Half .667 Game .688

OFFICIALS: Paul Galvan, Beuhl Roach, Jerry Donaghy; Lou Moser (alt.)

Technical Fouls:

Attendance

Copyright 1983 National Collegiate Athletic Association

SCORE BY PERIODS	1st H.	2nd H.	OT	OT	FINAL
VIRGINIA	21	28	4		53
ARKANSAS	21	28	2		51

FINAL

OFFICIAL NCAA BASKETBALL BOX SCORE Date March 22, 1984 Site Atlanta, GA

VISITORS (Last Name, First) NCAA East Regional Semifinals - First Game

No.	Virginia		FG	FGA	FT	FTA	REB	PF	TP	MIN	A	TO	BLK	S
4	Miller, Jim	f	2	9	1	2	0 2	(5)	5	25	0	0	0	0
30	Edelin, Kenton	f	4	4	2	4	2 12	2	10	34	1	2	0	2
24	Polynice, Olden	c	4	8	4	7	2 3	2	12	31	0	2	1	0
11	Wilson, Othell	g	4	8	9	11	1 5	(5)	17	37	3	5	0	3
34	Carlisle, Rick	g	3	7	2	5	1 4	1	8	33	7	3	0	0
15	Stokes, Ricky		4	7	0	3	0 2	3	8	21	3	1	0	2
22	Sheehey, Tom		1	2	0	0	0 1	1	2	11	1	1	0	1
51	Merrifield, Dan		0	0	1	3	1 0	0	1	5	1	1	0	0
45	Mullen, Tim		0	0	0	1	0 0	0	0	1	0	0	0	0
12	Solomon, Anthony		0	0	0	0	0 0	0	0	1	0	0	0	0
33	Johnson, Kenny		0	0	0	0	0 0	0	0	1	0	0	0	0
							7	29						
	TEAM REBOUNDS (Included in Totals)						5							
	TOTALS		22	45	19	36	41	19	63	200	16	15	1	8

FG %: 1st Half 11-29 = .379 2nd Half 11-16 = .688 Game .489 Deadball Rebounds 1
FT %: 1st Half 4-8 = .500 2nd Half 15-28 = .536 Game .528

HOME

No.	Syracuse		FG	FGA	FT	FTA	REB	PF	TP	MIN	A	TO	BLK	S
12	Addison, Rafael	f	7	18	4	5	2 2	(5)	18	38	0	3	1	1
55	Kerins, Sean	f	5	14	0	0	2 10	3	10	35	3	1	0	2
53	Hawkins, Andre	c	0	0	0	0	1 2	(5)	0	19	0	1	0	0
31	Washington, Dwayne	g	3	10	2	2	0 0	(5)	8	32	3	3	0	1
33	Waldron, Gene	g	4	8	0	0	0 1	(5)	8	31	6	3	0	1
45	Alexis, Wendell		2	6	2	2	2 6	(5)	6	24	3	2	1	3
11	Monroe, Greg		1	4	0	1	1 1	2	2	16	5	2	0	0
25	Triche, Howard		0	0	1	2	1 1	3	1	2	0	1	0	0
23	Spera, Sonny		1	1	0	0	1 0	1	2	2	0	1	0	0
32	Papadakos, George		0	0	0	0	1 1	0	0	1	0	0	0	0
							11	24						
	TEAM REBOUNDS (Included in Totals)						4							
	TOTALS		23	61	9	12	39	34	55	200	20	17	2	8

FG %: 1st Half 8-29 = .276 2nd Half 15-32 = .469 Game .377 Deadball Rebounds 0
FT %: 1st Half 0-0 = — 2nd Half 9-12 = .750 Game .750

OFFICIALS: Bobby Dibler, Charles Vacca, Sonny Holmes

Technical Fouls:

Attendance 16,723

Copyright 1983 National Collegiate Athletic Association

SCORE BY PERIODS	1st H.	2nd H.	OT	OT	FINAL
Virginia	26	37			63
Syracuse	16	39			55

FINAL

OFFICIAL NCAA BASKETBALL BOX SCORE Date March 24 1984 Site Atlanta, GA

VISITORS (Last Name, First) NCAA East Regional Finals

No.	Virginia (21-11)		FG	FGA	FT	FTA	REB	PF	TP	MIN	A	TO	BLK	S
4	Miller, Jim	f	8	11	3	3	0 3	1	19	29	1	0	0	1
30	Edelin, Kenton	f	1	2	3	4	1 6	2	5	38	1	1	0	2
24	Polynice, Olden	c	4	7	4	6	2 4	2	12	38	0	1	0	1
11	Wilson, Othell	g	2	9	0	0	0 1	(5)	4	34	3	6	0	0
34	Carlisle, Rick	g	2	5	4	5	0 3	0	8	32	4	3	0	0
15	Stokes, Ricky		1	5	0	0	1 1	2	2	25	1	1	0	1
22	Sheehey, Tom		0	0	0	0	0 1	0	0	4	1	0	0	0
							4	19						
	TEAM REBOUNDS (Included in Totals)						3							
	TOTALS		18	39	14	18	26	12	50	200	11	12	0	5

FG %: 1st Half 9-20 = .450 2nd Half 9-19 = .474 Game .462 Deadball Rebounds 2
FT %: 1st Half 5-5 = 1.000 2nd Half 9-13 = .692 Game .778

HOME

No.	Indiana (22-9)		FG	FGA	FT	FTA	REB	PF	TP	MIN	A	TO	BLK	S
41	Giomi, Mike	f	5	9	2	2	1 6	4	12	39	0	2	0	1
50	Simmons, Marty	f	1	2	0	0	0 1	1	2	16	4	0	0	0
33	Blab, Uwe	c	5	14	2	2	1 7	4	12	39	1	0	1	0 1
1	Dakich, Dan	g	2	3	0	0	0 1	4	4	23	3	4	0	0
12	Alford, Steve	g	2	7	2	2	1 0	2	6	38	2	4	0	1
22	Robinson, Stew		4	8	0	0	0 1	2	8	32	6	1	0	1
30	Meier, Todd		2	2	0	0	0 0	1	4	9	0	0	0	0
24	Thomas, Daryl		0	0	0	0	0 0	0	0	1	0	0	0	0
23	Franz, Chuck		0	0	0	0	0 0	0	0	3	0	0	0	0
							3	16						
	TEAM REBOUNDS (Included in Totals)						2							
	TOTALS		21	45	6	6	21	18	48	200	16	11	1	4

FG %: 1st Half 12-25 = .480 2nd Half 9-20 = .450 Game .467 Deadball Rebounds 0
FT %: 1st Half 2-2 = 1.000 2nd Half 4-4 = 1.000 Game 1.000

OFFICIALS: Booker Turner, Ron Spitler, Mike Tanco

Technical Fouls:

Attendance 16,723

Copyright 1983 National Collegiate Athletic Association

SCORE BY PERIODS	1st H.	2nd H.	OT	OT	FINAL
Virginia	23	27			50
Indiana	26	22			48

FIRST SEMIFINAL 46th ANNUAL NATIONAL COLLEGIATE BASKETBALL CHAMPIONSHIP **FINAL**

OFFICIAL NCAA BASKETBALL BOX SCORE Date MAR. 31, 1984 Site KINGDOME, SEATTLE

VISITORS (Last Name, First)

No.	VIRGINIA		FG	FGA	FT	FTA	REB	PF	TP	MIN	A	TO	BLK	S
4	MILLER, Jim	f	6	15			4	2	12	37	1	3		
30	EDELIN, Kenton	f	1	2			3	3	2	38½	2	1	1	
24	POLYNICE, Olden	c	4	7	1	1	7	1	9	43		1		1
11	WILSON, Othell	g	5	12	2	2	3	2	12	45	5	4	1	2
34	CARLISLE, Rick	g	3	14	2	2	6	2	8	28½				
15	STOKES, Ricky		1	1	0	2	2	4	2	24	3			2
22	SHEEHEY, Tom		1	3			1	0	2	8	1			
	TEAM REBOUNDS (Included in Totals)						2							
	TOTALS		21	54	5	7	28	14	47	225	12	9	2	5

O.T. 1-5 = 20.0% FG %: 1st Half 11-25 = 44.0 2nd Half 9-24 = 37.5 Game 38.9 Deadball Rebounds 1
2-2 = 100 FT %: 1st Half 1-3 = 33.3 2nd Half 2-2 = 100 Game 71.4

ROME

No.	HOUSTON		FG	FGA	FT	FTA	REB	PF	TP	MIN	A	TO	BLK	S
40	WINSLOW, Rickie	f	4	7			7	2	8	44		1	1	2
42	YOUNG, Michael	f	8	16	1	4	7	1	17	46	1	2		
34	OLAJUWON, Akeem	c	4	5	4	6	11	3	12	45	1	8	5	2
20	FRANKLIN, Alvin	g	2	7	2	2	4	1	6	45	7	1		1
44	GETTYS, Reid	g	3	7			3	3	6	45	6	3		
14	DICKENS, ERIC									1/2				
22	ALEXANDER, MARVIN									1/2				
	TEAM REBOUNDS (Included in Totals)						0							
	TOTALS		21	42	7	12	32	10	49		15	15	6	5

O.T. 2-4 = 50.0 FG %: 1st Half 12-22 = 54.5 2nd Half 7-16 = 43.8 Game 50.0 Deadball Rebounds 0
2-3 = 66.7 FT %: 1st Half 1-3 = 33.3 2nd Half 4-6 = 66.7 Game 58.3

OFFICIALS: Jim Clark-Henry Nichols-Dick Paparo

Technical Fouls:

Attendance 38471

Copyright 1982 National Collegiate Athletic Association

SCORE BY PERIODS	1st H.	2nd H.	OT	OT	FINAL
VIRGINIA	23	20	4		47
HOUSTON	25	18	6		49

OFFICIAL NCAA BASKETBALL BOX SCORE

Date March 13, 1986 Site Greensboro, N.C.

FINAL

VISITORS (Last Name, First)

No.	DE PAUL		FG	FGA	FT	FTA	REB	PF	TP	MIN	A	TO	BLK	S
34	Holmes, Kevin	f	5	8	2	3	3	4	12	16	1	0	0	0
32	Lampley, Lemone	f	5	9	5	6	7	1	15	29	1	1	2	1
51	Embry, Marty	c	2	6	1	2	11	3	5	40	1	2	0	0
10	Strickland, Rod	g	6	11	0	2	1	4	12	39	3	1	0	1
20	Jackson, Tony	g	3	8	3	5	3	3	9	35	7	3	0	2
13	Greene, Terence		1	1	5	6	0	2	7	12	1	3	0	0
14	Laux, Andy		0	2	0	0	0	0	0	5	0	0	0	0
23	Brundy, Stanley		0	1	0	0	1	0	0	1	0	0	0	0
35	Comegys, Dallas		4	8	4	5	5	5	12	23	0	2	1	0
44	Stout, Ken													
55	Golden, Kevin													
	TEAM REBOUNDS (Included in Totals)						4							
	TOTALS		26	54	20	29	35	22	72	200	14	12	3	4

FG %: 1st Half 13-29 = 44.8 2nd Half 13-25 = 52.0 Game 48.1
FT %: 1st Half 8-11 = 72.7 2nd Half 12-18 = 66.7 Game 69.0
Deadball Rebounds 4

HOME

No.	VIRGINIA		FG	FGA	FT	FTA	REB	PF	TP	MIN	A	TO	BLK	S
22	Sheehey, Tom	f	4	7	2	2	3	4	10	36	2	1	0	1
42	Kennedy, Andrew	f	8	12	2	5	9	4	18	30	1	2	0	1
24	Polynice, Olden	c	4	9	5	11	9	4	13	37	0	2	1	0
21	Kennedy, Melvin	g	3	9	1	3	6	5	7	37	2	1	0	0
5	Calloway, Tom	g	5	7	2	2	1	5	12	23	4	2	0	2
10	Johnson, John		2	7	0	0	1	1	4	23	1	0	0	1
11	Morgan, Richard		1	4	0	0	1	1	2	8	0	1	0	0
12	Soloman, Anthony		1	1	0	0	0	0	2	1	0	0	0	0
20	Simms, Darrick													
32	Blanks, Lance													
44	Daniel, Jeff		0	1	0	0	1	2	0	5	0	0	0	0
52	Dyslin, John													
	TEAM REBOUNDS (Included in Totals)						1							
	TOTALS		28	57	12	23	32	26	68	200	10	9	1	5

FG %: 1st Half 11-28 = 39.3 2nd Half 17-29 = 58.6 Game 49.1
FT %: 1st Half 4-9 = 44.4 2nd Half 8-14 = 57.1 Game 52.2
Deadball Rebounds 6

OFFICIALS: Spitler, Kite, Parramore

SCORE BY PERIODS	1st H.	2nd H.	OT	OT	FINAL
DePaul	34	38			72
Virginia	26	42			68

Technical Fouls: —
Attendance 7,640

Copyright 1985 National Collegiate Athletic Association

VISITORS (Last Name, First) FINAL Date 3-16-86 Site SALT LAKE CITY, UT - SEC

No.	WYOMING		Total FG FG	Total FG FGA	3-point FG	3-point FGA	FT	FTA	Rebounds Off	Def	Tot	PF	TP	A	TO	BLK	S	MIN
10	DENT		4	7			2	2	0	0	0	4	10	9	4		3	38
25	FOX		3	7	1	2	1	2	0	1	1	0	8	2	1			27
34	DEMBO		6	16	2	7	2	3	4	5	9	2	16	3	1			39
43	LECKNER		10	13			2	5	1	5	6	3	22	1	1	1	1	39
54	SOMMERS		0	2			0	0	2	3	5	3	0	0	0			15
20	WILSON																	
22	RICHARDSON																	
24	BOYD		2	3			0	0	0	0	0	0	4	0	2		3	15
32	JONES		1	3			2	2	0	3	3	2	4	5	3	1		26
35	AMUNDSEN																	
40	HUNT																	
42	WIRTH																	
50	LODGINS		0	0			0	0	0	0	0	0	0	0	0			1
	TEAM REBOUNDS (included in Totals)								0	1	1							
	TOTALS		26	51	3	9	9	14	7	18	25	14	64	20	12	2	7	200

TOTAL FG %: 1st Half .419 2nd Half .650 Game .510
3-Pt. FG %: 1st Half .000 2nd Half .500 Game .333
FT %: 1st Half .750 2nd Half .600 Game .643
Deadball Rebounds 2

HOME (Last Name, First)

No.	VIRGINIA		Total FG FG	Total FG FGA	3-point FG	3-point FGA	FT	FTA	Rebounds Off	Def	Tot	PF	TP	A	TO	BLK	S	MIN
10	JOHNSON		5	10			2	2	0	0	0	2	12	8	3		2	40
11	MORGAN		2	7	0	1	0	0	1	3	4	0	4	1	3		1	24
21	KENNEDY, M.		4	8	1	1	2	2	1	2	3	4	11	2	3	1		29
22	SHEEHEY		4	4			0	0	1	4	5	5	8	0	1	1		20
42	KENNEDY, A.		5	14			4	5	4	5	9	2	14	1	1		1	40
4	METCALF																	
5	CALLOWAY																	
12	SOLOMON																	
20	SIMMS		3	3	2	2	0	0	0	0	0	1	8	0	0			16
31	COOKE		0	1			0	0	0	0	0	0	0	0	0			8
32	BLANKS																	
34	BATTS		1	1			0	0	1	5	6	1	2	1	0	1		13
54	MARTIN		0	2			1	2	0	1	1	2	1	1	3		1	10
	TEAM REBOUNDS (included in Totals)								0	1	1							
	TOTALS		24	50	3	4	9	11	8	21	29	17	60	14	4	3	5	200

TOTAL FG %: 1st Half .444 2nd Half .522 Game .480
3-Pt. FG %: 1st Half .000 2nd Half .750 Game .750
FT %: 1st Half .750 2nd Half 1.000 Game .818
Deadball Rebounds 2

OFFICIALS: PAUL GALVAN, JOHN DABROW & BYRON JOHNSON

SCORE BY PERIODS	1st H.	2nd H.	OT	OT	FINAL
WYOMING	29	35			64
VIRGINIA	30	30			60

Technical Fouls: —
Attendance 12,371 (PAID)

Copyright 1986 National Collegiate Athletic Association

1st Round NCAA Southeast Regional

OFFICIAL NCAA BASKETBALL BOX SCORE

Date 3-16-89 Site Memorial Gymnasium

VISITORS (Last Name, First)

No.	PROVIDENCE		Total FG FG	Total FG FGA	3-point FG	3-point FGA	FT	FTA	Rebounds Off	Def	Tot	PF	TP	A	TO	BLK	S	MIN
21	Cal Foster	f	2	2			4	8	2	1	3	2	8	0	0	0	0	14
22	Matt Palazzi	f	7	15	3	6	2	2	2	1	3	4	19	2	0	0	0	33
30	Marty Conlon	c	9	15	2	3	3	4	1	4	5	5	23	1	1	0	1	29
11	Carlton Screen	g	4	9	0	1	2	3	2	3	5	5	10	6	2	0	1	29
14	Eric Myrdock	g	6	12	2	4	2	2	0	1	1	4	16	6	3	0	2	30
10	Ryan Ford																	
15	Quinton Burton		0	1	0	0	0	0	0	0	0	0	0	0	0	0	0	4
23	Greg Bent		0	0	0	0	0	0	0	0	0	0	0	0	0	0	0	6
24	Marques Bragg																	
25	Abdul Shamsid-Deen		5	8			1	1	4	4	8	4	11	0	0	0	1	27
33	Chris Watts		0	0			0	0	0	0	0	0	0	0	0	0	0	4
41	Darryl Wright		4	9	0	2	2	2	1	0	1	4	10	4	2	0	2	20
42	Bryan Benham																	
55	Marvin Saddler		0	1			0	0	0	0	0	0	0	0	0	0	0	4
	TEAM REBOUNDS (included in Totals)								3	1	4							
	TOTALS		37	72	7	16	16	22	15	15	30	28	97	19	8	0	7	200

TOTAL FG %: 1st Half 21-35(60.0) 2nd Half 16-37(43.2) Game 37-72(51.3)
3-Pt. FG %: 1st Half 4-8(50.0) 2nd Half 3-8(37.5) Game 7-16(43.8)
FT %: 1st Half 3-7(3.8) 2nd Half 13-15(86.7) Game 16-22(72.7)
Deadball Rebounds 2

HOME (Last Name, First)

No.	VIRGINIA		Total FG FG	Total FG FGA	3-point FG	3-point FGA	FT	FTA	Rebounds Off	Def	Tot	PF	TP	A	TO	BLK	S	MIN
20	Bryant Stith	f	7	9			5	6	3	4	7	2	19	0	1	0	1	29
30	Matt Blundin	f	1	2			2	3	2	5	7	3	4	0	2	0	0	31
32	Brent Dabbs	c	4	8			7	8	1	4	5	3	15	1	3	2	0	33
11	Richard Morgan	g	11	22	2	5	9	9	3	2	5	3	33	5	5	1	0	38
22	John Crotty	g	9	10	4	4	2	2	0	2	2	3	24	10	3	1	1	37
4	Matt Nichols																	
5	Todd Gates																	
10	Anthony Oliver		0	0			0	0	0	0	0	0	0	0	0	0	0	2
12	Kenny Turner		0	2			0	0	1	0	1	2	0	0	0	0	0	10
21	Curtis Williams																	
24	Dirk Katstra		1	1	1	1	0	0	0	0	0	2	3	1	1	0	0	6
31	Mark Cooke																	
42	Brent Bair																	
14	Jeff Daniel		1	1			0	1	1	2	3	0	2	0	0	0	0	14
	TEAM REBOUNDS (included in Totals)								0	4	4							
	TOTALS		34	55	7	10	25	29	11	23	34	18	100	17	15	4	2	200

TOTAL FG %: 1st Half 19-30(63.3) 2nd Half 15-25(60.0) Game 34-55(61.8)
3-Pt. FG %: 1st Half 3-3(100.0) 2nd Half 8-7(57.1) Game 7-10(70.0)
FT %: 1st Half 8-10(80.0) 2nd Half 16-19(84.2) Game 25-29(86.2)
Deadball Rebounds 0

OFFICIALS: Tom Harrington (Referee) Willis McDunkin (U1), Tom Clark (U2)

SCORE BY PERIODS	1st H.	2nd H.	OT	OT	FINAL
PROVIDENCE	49	48			97
VIRGINIA	50	50			100

Technical Fouls: NONE
Attendance 12,541

Copyright 1986 National Collegiate Athletic Association

2nd Round NCAA Southeast Regional

OFFICIAL NCAA BASKETBALL BOX SCORE

Date 3-18-89 Site Memorial Gym, Nashville, TN

VISITORS (Last Name, First)

No.	MIDDLE TENNESSEE ST.		Total FG FG	Total FG FGA	3-point FG	3-point FGA	FT	FTA	Rebounds Off	Def	Tot	PF	TP	A	TO	BLK	S	MIN
23	Quincy Vance	f	0	2	0	0	0	0	1	1	2	0	0	1	0	0	0	9
50	Randy Henry	f	9	20	1	2	4	4	1	2	3	2	23	2	0	0	1	34
44	Kerry Hammonds	c	8	14	0	0	6	7	3	12	15	3	22	5	1	0	1	37
14	Gerald Harris	g	5	7	2	3	0	0	0	2	2	2	12	0	1	0	0	23
11	Chris Rainey	g	7	15	3	5	6	7	0	4	4	5	23	5	4	0	0	33
3	Jeffrey Hunter		0	1	0	0	0	0	0	0	0	0	0	0	0	0	1	1
20	Mike Buck		0	4	0	4	2	2	1	0	1	4	2	2	0	0	0	24
21	Chris Ingram		0	1	0	0	0	0	0	1	1	3	0	0	0	1	0	8
22	Malandrick Webb		0	2	0	0	0	0	0	0	0	4	0	1	1	0	0	12
30	Kevin Wallace		3	6	0	2	0	0	2	1	3	3	6	2	1	0	0	19
	TEAM REBOUNDS (included in Totals)								1	0	1							
	TOTALS		32	72	6	16	18	20	9	23	32	26	88	18	8	1	3	200

TOTAL FG %: 1st Half 15-35 (.429) 2nd Half 17-37 (.459) Game 32-72 (.444)
3-Pt. FG %: 1st Half 3-5 (.600) 2nd Half 3-11 (.273) Game 6-16 (.375)
FT %: 1st Half 6-6 (1.000) 2nd Half 12-14 (.857) Game 18-20 (.900)
Deadball Rebounds 0

HOME (Last Name, First)

No.	VIRGINIA		Total FG FG	Total FG FGA	3-point FG	3-point FGA	FT	FTA	Rebounds Off	Def	Tot	PF	TP	A	TO	BLK	S	MIN
20	Bryant Stith	f	7	11	0	0	12	12	1	3	4	4	26	1	1	0	0	31
30	Matt Blundin	f	4	10	0	0	0	2	3	5	8	2	8	0	1	0	0	32
32	Brent Dabbs	c	1	2	0	0	2	2	0	5	5	5	4	0	2	0	0	15
11	Richard Morgan	g	11	22	5	6	6	6	3	2	5	3	33	0	2	0	0	33
22	John Crotty	g	10	13	2	3	3	8	0	5	5	3	25	14	1	0	0	39
12	Kenny Turner		1	2	0	0	4	4	1	3	4	3	6	0	2	0	1	15
21	Curtis Williams		0	0	0	0	0	0	0	1	1	0	0	1	2	0	0	1
24	Dirk Katstra		0	1	0	1	0	0	1	0	1	0	0	1	0	0	0	6
31	Mark Cooke		0	0	0	0	0	0	0	1	1	0	0	0	1	0	0	1
42	Brent Bair		0	0	0	0	0	0	0	0	0	0	0	0	0	0	0	0
44	Jeff Daniel		1	3	0	0	0	0	2	8	10	2	2	0	0	0	0	27
	TEAM REBOUNDS (included in Totals)								0	1	1							
	TOTALS		35	64	7	10	27	34	12	33	45	22	104	17	11	0	1	200

TOTAL FG %: 1st Half 19-36 (.528) 2nd Half 16-28 (.571) Game 35-64 (.547)
3-Pt. FG %: 1st Half 3-5 (.600) 2nd Half 4-5 (.800) Game 7-10 (.700)
FT %: 1st Half 8-10 (.800) 2nd Half 9-24 (.792) Game 27-34 (.794)
Deadball Rebounds 1

OFFICIALS: Tom Herrington, Joseph Sylvester, Tom Clark

SCORE BY PERIODS	1st H.	2nd H.	OT	OT	FINAL
Mid. Tenn St	39	49			88
Virginia	49	55			104

Technical Fouls: None
Attendance 13,453

Copyright 1986 National Collegiate Athletic Association

OFFICIAL NCAA BASKETBALL BOX SCORE

Date 3-23-89 Site Lexington, Ky

VISITORS (Last Name, First)

No.	Virginia		Total FG FG	Total FG FGA	3-point FG	3-point FGA	FT	FTA	Rebounds Off	Def	Tot	PF	TP	A	TO	BLK	S	MIN
20	Stith, Bryant	f	9	16	0	0	10	11	5	2	7	2	28	1	3	0	2	35
1	Blundin, Matt	f	3	4	0	0	3	6	5	1	6	2	9	2	1	0	2	28
32	Dabbs, Brent	c	4	11	0	0	2	4	6	8	14	2	10	2	4	0	0	3
21	Morgan, Richard	g	7	16	5	8	6	6	0	4	4	2	25	1	3	1	2	38
22	Crotty, John	g	4	9	0	0	6	9	1	2	3	0	14	8	3	0	1	39
44	Daniel, Jeff		0	0	0	0	0	0	0	1	1	0	0	1	1	1	1	17
12	Turner, Kenny		0	0	0	0	0	0	0	1	1	2	0	0	1	0	1	5
24	Katstra, Dirk		0	0	0	0	0	0	0	0	0	0	0	0	0	0	0	3
10	Oliver, Anthony		0	0	0	0	0	0	0	0	0	0	0	0	1	0	0	0
	TEAM REBOUNDS (included in Totals)								0	2	2							
	TOTALS		27	56	5	8	27	36	17	21	38	10	86	15	17	2	9	200

TOTAL FG %: 1st Half 55.2% 2nd Half 40.7% Game 48.2% Deadball Rebounds 5
3-Pt. FG %: 1st Half 60.7% 2nd Half 60.0% Game 62.5%
FT %: 1st Half 61.5% 2nd Half 82.6% Game 75.0%

HOME (Last Name, First)

No.	Oklahoma		Total FG FG	Total FG FGA	3-point FG	3-point FGA	FT	FTA	Rebounds Off	Def	Tot	PF	TP	A	TO	BLK	S	MI
30	Henry, Skeeter	f	4	8	1	3	2	2	1	2	3	5	11	1	2	0	2	2
44	Davis, William	f	5	6	0	0	2	2	2	1	3	3	12	1	2	1	0	1
33	King, Stacey	c	9	15	0	0	4	5	2	4	6	4	22	1	2	0	1	3
10	Blaylock, M.	g	2	12	1	6	0	0	0	2	2	2	5	5	3	0	4	3
24	Mullins, T.	g	6	12	4	8	0	0	0	4	4	4	16	4	3	0	1	3
50	Martin, Anthony		2	4	0	0	0	0	2	1	3	4	4	2	1	0	0	1
22	Jones, Tyrone		3	5	2	4	0	0	2	1	3	2	8	1	1	0	0	1
21	Bell, Mike		1	2	0	0	0	0	0	1	1	0	2	0	0	0	0	5
31	Patterson, D.		0	0	0	0	0	0	0	0	0	2	0	0	1	0	0	1
	TEAM REBOUNDS (included in Totals)								0	1	1							
	TOTALS		32	64	8	21	8	9	9	17	26	26	80	15	15	1	8	2

TOTAL FG %: 1st Half 48.4% 2nd Half 51.5% Game 50.0% Deadball Rebounds 2
3-Pt. FG %: 1st Half 38.5% 2nd Half 37.5% Game 38.1%
FT %: 1st Half 100.0% 2nd Half 85.7% Game 88.9%

OFFICIALS: Gene Monje, Bobby Didler, & Herman Ramsey

Technical Fouls: None

Attendance 22,314

Copyright 1987 National Collegiate Athletic Association

SCORE BY PERIODS	1st H.	2nd H.	OT	OT	FIN
Virginia	42	44			86
Oklahoma	37	43			80

OFFICIAL NCAA BASKETBALL BOX SCORE

Date 3-25-89 Site Lexington, Ky.

VISITORS (Last Name, First)

No.	Virginia (22-11)		Total FG FG	Total FG FGA	3-point FG	3-point FGA	FT	FTA	Rebounds Off	Def	Tot	PF	TP	A	TO	BLK	S	MIN
20	Stith, Bryant	f	3	6	1	1	2	4	0	3	3	3	9	1	2	0	1	33
30	Blundin, Matt	f	1	1	0	0	0	0	2	2	4	1	2	2	3	0	0	21
32	Dabbs, Brent	c	5	10	0	0	2	4	3	9	12	2	12	0	1	0	1	37
11	Morgan, Richard	g	5	18	3	9	2	2	0	1	1	1	15	0	3	0	1	26
22	Crotty, John	g	5	13	2	3	2	4	0	3	3	1	14	7	2	0	0	36
24	Katstra, Dirk		3	9	1	6	0	0	0	2	2	2	7	1	2	1	2	13
44	Daniel, Jeff		0	1	0	0	0	2	0	3	3	4	0	1	0	0	0	13
12	Turner, Kenny		1	1	0	0	0	1	1	0	1	0	2	0	0	0	0	6
21	Williams, C.		0	1	0	0	0	3	0	0	0	0	0	0	0	0	0	8
10	Oliver, Anthony		0	0	0	0	1	2	1	1	2	2	1	0	2	0	0	4
31	Cooke, Mark		1	3	1	3	0	0	1	0	1	0	3	0	0	0	0	3
	TEAM REBOUNDS (included in Totals)								1	0	1							
	TOTALS		24	63	8	22	9	22	9	24	33	16	65	12	15	1	5	200

TOTAL FG %: 1st Half 35.7% 2nd Half 40.0% Game 38.1% Deadball Rebounds 5
3-Pt. FG %: 1st Half 20.0% 2nd Half 50.0% Game 36.4%
FT %: 1st Half 50.0% 2nd Half 37.5% Game 40.9%

HOME (Last Name, First)

No.	Michigan (28-7)		Total FG FG	Total FG FGA	3-point FG	3-point FGA	FT	FTA	Rebounds Off	Def	Tot	PF	TP	A	TO	BLK	S	MIN
41	Rice, Glen	f	13	16	4	5	2	2	0	6	6	3	32	2	3	0	2	32
52	Mills, Terry	f	4	9	0	0	0	0	0	5	5	2	8	2	1	0	1	27
35	Vaught, Loy	c	4	6	0	0	0	1	2	7	9	3	8	2	0	0	0	21
20	Griffin, Mike	g	0	1	0	0	0	0	0	0	0	4	0	3	0	0	1	22
21	Robinson, R.	g	5	9	0	1	3	3	1	2	3	2	13	7	2	0	1	23
13	Calip, Deme.		2	3	0	0	2	2	0	5	5	2	6	5	2	0	0	22
24	Higgins, Sean		11	15	7	10	2	3	1	2	3	2	31	0	0	0	0	20
55	Hughes, Mark		1	4	0	0	0	0	0	7	7	4	2	2	1	0	0	20
54	Oosterbaan, JP		1	3	0	1	1	0	0	3	3	1	2	0	0	0	0	6
25	Pelinka, Rob		0	4	0	3	0	0	0	0	0	0	0	0	1	0	0	5
30	Koenig, Marc		0	0	0	0	0	0	0	0	0	0	0	0	1	0	2	2
	TEAM REBOUNDS (included in Totals)								2	0	2							
	TOTALS		41	70	11	20	9	12	6	37	43	23	102	23	11	0	7	200

TOTAL FG %: 1st Half 57.6% 2nd Half 59.5% Game 58.6% Deadball Rebounds 3
3-Pt. FG %: 1st Half 57.1% 2nd Half 53.8% Game 55.0%
FT %: 1st Half 66.7% 2nd Half 77.8% Game 75.0%

OFFICIALS: Mickey Crowley, Jim Burr, & Frank Basone

Technical Fouls: None

Attendance 22,755

SCORE BY PERIODS	1st H.	2nd H.	OT	OT	FINAL
Virginia	25	40			65
Michigan	44	58			102

OFFICIAL NCAA BASKETBALL BOX SCORE

Date 3-16-90 Site Richmond Coliseum

VISITORS (Last name, first) (Indicate starters with an asterisk) FINAL

No.	NOTRE DAME (16-13)		Total FG FG	Total FG FGA	3-point FG	3-point FGA	FT	FTA	Rebounds Off.	Def.	Tot.	PF	TP	A	TO	BLK	S	MIN
20	ELLIS, LaPhonso	1:06	4	9	0	0	1	2	3	7	10	5	9	0	0	3	0	39
35	ELLERY, Kevin		4	7	2	2	0	6	2	0	2	3	10	0	2	0	0	14
50	ROBINSON, Keith		4	5	0	0	3	3	1	2	3	4	11	0	2	0	1	24
12	BENNETT, Elmer		7	14	0	2	3	4	0	0	0	4	17	9	2	0	0	32
22	SWEET, Daimon		7	9	0	0	0	0	0	1	1	2	14	1	1	0	0	27
3	FREDERICK, Joe		0	0	0	0	0	0	0	2	2	0	0	0	0	0	0	13
5	TOWER, Keith																	DNP
10	SINGLETON, Tim		0	2	0	0	0	0	0	0	0	0	0	2	0	0	0	10
30	CRAWFORD, Tim																	DNP
32	WILLIAMS, Monty	1:47	3	5	0	0	0	0	1	1	2	5	6	2	1	0	0	26
40	JACKSON, Jamere		0	0	0	0	0	0	0	0	0	0	0	0	0	0	0	2
43	PADDOCK, Scott		0	0	0	0	0	0	0	0	0	1	0	0	0	0	0	13
	TEAM REBOUNDS (included in Totals)								1	1	2							
	TOTALS		29	51	2	4	7	9	8	14	22	24	67	14	8	3	1	200

TOTAL FG%: 1st half 9-19, 47.4% 2nd half 20-32, 62.5% Game 56.9% Deadball rebounds 0
3-Pt. FG%: 1st half 0-0, — 2nd half 2-4, 50% Game 50%
FT%: 1st half 0-0, — 2nd half 7-9, 77.8% Game 77.8%

HOME (Last name, first) (Indicate starters with an asterisk)

No.	VIRGINIA (20-10)		Total FG FG	Total FG FGA	3-point FG	3-point FGA	FT	FTA	Rebounds Off.	Def.	Tot.	PF	TP	A	TO	BLK	S	MIN
12	TURNER, Kenny		4	10	1	2	2	3	3	6	9	2	11	2	2	0	0	35
20	STITH, Bryant		7	14	0	1	7	9	5	2	7	1	21	1	1	0	1	38
42	JEFFRIES, Ted		2	4	0	0	0	0	3	3	6	2	4	0	2	0	1	14
10	OLIVER, Anthony		1	4	0	0	1	2	0	0	0	2	3	3	0	0	1	33
22	CROTTY, John		8	13	1	6	11	13	1	0	1	3	28	5	0	0	0	35
4	KIRBY, Terry		0	0	0	0	0	0	0	0	0	0	0	0	0	0	0	7
11	SMITH, Doug		1	1	0	0	0	0	0	0	0	1	2	0	0	0	0	5
15	HAVLICEK, Chris																	DNP
23	FORD, Blair																	DNP
24	KATSTRA, Dirk																	DNP
30	BLUNDIN, Matt		3	6	0	0	0	0	3	3	6	3	6	0	1	0	0	33
31	COOKE, Mark																	DNP
44	DANIEL, Jeff																	DNP
52	WILSON, Shawn																	DNP
	TEAM REBOUNDS (included in Totals)								2	2	4							
	TOTALS		26	52	2	9	21	27	17	16	33	14	75	11	6	0	3	200

TOTAL FG%: 1st half 14-30 46.7% 2nd half 12-22 54.5% Game 50% Deadball rebounds 1
3-Pt. FG%: 1st half 0-4, 0% 2nd half 2-5 40% Game 22.2%
FT%: 1st half 0-1, 0% 2nd half 21-26 80.8% Game 77.8%

Technical fouls:

Attendance: 11,051 (sellout)

Officials: Bobby Didler, Sonny Holmes, George Watts, Pete Pavia (alt.)

SCORE BY PERIODS	1st H.	2nd H.	OT	OT	FINAL
NOTRE DAME	18	49			67
VIRGINIA	28	47			75

OFFICIAL NCAA BASKETBALL BOX SCORE

Date 3/18/90 Site Richmond Coliseum

VISITORS (Last name, first) (Indicate starters with an asterisk)

No.	VIRGINIA (20-12)		Total FG FG	Total FG FGA	3-point FG	3-point FGA	FT	FTA	Rebounds Off.	Def.	Tot.	PF	TP	A	TO	BLK	S	MIN
12	TURNER, Kenny		4	10	1	4	0	0	2	6	8	2	9	1	1	0	0	39
20	STITH, Bryant		11	21	5	7	3	4	0	2	2	3	30	0	3	0	0	38
42	JEFFRIES, Ted		1	2	0	0	2	4	0	1	1	0	4	0	0	0	0	19
10	OLIVER, Anthony		0	5	0	0	0	0	1	1	2	2	0	2	1	1	4	18
22	CROTTY, John		4	11	0	2	2	2	1	1	2	0	10	12	3	0	2	40
4	KIRBY, Terry		0	1	0	1	0	0	0	0	0	0	0	0	0	0	0	2
11	SMITH, Doug																	DNP
15	HAVLICEK, Chris																	DNP
23	FORD, Blair																	DNP
24	KATSTRA, Dirk																	DNP
30	BLUNDIN, Matt		2	2	0	0	0	0	5	1	6	4	4	1	1	0	0	26
31	COOKE, Mark																	DNP
44	DANIEL, Jeff		2	3	0	0	0	0	1	5	6	1	4	2	0	0	0	18
52	WILSON, Shawn																	DNP
	TEAM REBOUNDS (included in Totals)								1	0	1							
	TOTALS		24	55	6	14	7	10	11	17	28	12	61	18	8	1	6	200

TOTAL FG%: 1st half 10-28 35.7% 2nd half 14-27 51.9% Game 43.2% Deadball rebounds 4
3-Pt. FG%: 1st half 2-7 28.6% 2nd half 4-7, 57.1% Game 42.9%
FT%: 1st half 6-8, 75% 2nd half 1-2, 50% Game 70%

HOME (Last name, first) (Indicate starters with an asterisk)

No.	SYRACUSE (26-6)		Total FG FG	Total FG FGA	3-point FG	3-point FGA	FT	FTA	Rebounds Off.	Def.	Tot.	PF	TP	A	TO	BLK	S	MIN
30	OWENS, Billy		7	18	0	4	2	3	4	4	8	1	16	1	1	0	1	40
40	SCOTT, Tony		4	7	1	4	0	0	2	0	2	2	9	0	1	0	0	21
44	COLEMAN, Derrick		4	8	1	2	10	12	3	7	10	3	19	9	3	2	0	40
12	EDWARDS, Michael		2	5	1	2	0	0	0	2	2	0	5	3	0	0	0	28
32	THOMPSON, Stephen		7	16	0	0	0	0	3	3	6	3	14	2	2	0	0	40
4	JOHNSON, Dave		0	1	0	0	0	0	0	2	2	0	0	0	0	0	0	12
10	CAREY, Chaundu																	DNP
11	BARTELSTEIN, David																	DNP
13	McRAE, Conrad																	DNP
14	PALMER, Nicholas																	DNP
25	ELLIS, Leron		0	1	0	0	0	0	2	1	3	3	0	0	0	0	1	19
33	HOPKINS, Mike																	DNP
34	MANNING, Richard																	DNP
41	ROGERS, Eric																	DNP
	TEAM REBOUNDS (included in Totals)								1	1	2							
	TOTALS		24	56	3	12	12	15	15	23	38	12	63	15	7	2	2	200

TOTAL FG%: 1st half 16-33 48.5% 2nd half 8-23 34.8% Game 42.9% Deadball rebounds 2
3-Pt. FG%: 1st half 3-9, 33.3% 2nd half 0-3, 0% Game 25%
FT%: 1st half 6-6, 100% 2nd half 6-9 66.7% Game 80%

Technical fouls:

Attendance: 11,051 (sellout)

Officials: Bob Dibler, Tom Rucker, Sonny Holmes, George Watts (alt.)

SCORE BY PERIODS	1st H.	2nd H.	OT	OT	FINAL
VIRGINIA	28	33			61
SYRACUSE	41	22			63

OFFICIAL NCAA BASKETBALL BOX SCORE
Brigham Young University 21-12

Site: Jon M. Huntsman Center
Date: March 14, 1991

BYU (VISITORS)			Total FG	Total AT	3-Pts FG	3-Pts AT	FT	FT AT	Rebounds OF	Rebounds DF	Rebounds To	PF	TP	A	TO	BK	ST	MN
31	Roberts,Kenneth	f	1	1	0	0	0	0	0	3	3	0	2	1	4	1	0	24
35	Schreiner,Steve	f	5	6	0	0	2	4	1	3	4	1	12	0	4	0	0	21
45	Bradley,Shawn	c	3	10	0	0	2	2	0	5	5	3	8	1	2	10	0	37
23	Call,Nathan	g	2	3	1	2	2	2	2	2	4	3	7	5	3	0	1	33
44	Moon,Scott	g	2	6	1	1	5	6	0	0	0	3	10	1	1	1	0	22
14	Kane,Keegan		0	0	0	0	0	0	0	0	0	0	0	0	0	0	0	--
21	Heslop,Mark		1	3	0	2	5	5	0	3	3	2	7	1	1	0	0	22
24	Jones,Robert		0	0	0	0	0	0	0	0	0	0	0	0	0	0	0	--
25	Santiago,Mark		0	0	0	0	0	0	0	1	1	0	0	1	1	0	0	7
33	Campbell,Jeff		0	0	0	0	0	0	0	0	0	0	0	0	0	0	0	--
34	Trost,Gary		4	6	0	0	5	6	3	8	11	2	13	2	3	1	0	27
40	Astle,David		0	0	0	0	0	0	0	0	0	0	0	0	0	0	0	--
52	Miller,Jared		1	2	0	0	0	0	0	2	2	1	2	0	0	0	0	7
	Team Totals								0	3	3				0			
	TOTALS		19	37	2	5	21	25	6	30	36	15	61	12	19	13	1	200

Deadball Rebounds: 2, 0: 2

Tot FG %: 1st Half: 7-17 .412 2nd Half: 12-20 .600 Game: .514
3-Pt FG %: 1st Half: 1- 2 .500 2nd Half: 1- 3 .333 Game: .400
FT % : 1st Half: 4- 6 .667 2nd Half: 17-19 .895 Game: .840

University of Virginia 21-12

UVA (HOME)			Total FG	Total AT	3-Pts FG	3-Pts AT	FT	FT AT	Rebounds OF	Rebounds DF	Rebounds To	PF	TP	A	TO	BK	ST	MN
12	Turner,Kenny	f	3	17	1	6	1	2	7	1	8	5	8	0	1	0	3	32
20	Stith,Bryant	f	4	13	0	3	5	5	4	4	8	2	13	0	4	1	2	38
42	Jeffries,Ted	c	3	9	0	0	0	0	3	3	6	2	6	0	2	0	1	34
10	Oliver,Anthony	g	0	5	0	1	0	0	0	0	0	5	0	2	1	0	1	20
22	Crotty,John	g	8	18	0	3	4	5	1	2	3	3	20	4	0	0	3	40
4	Kirby,Terry		0	0	0	0	0	0	0	0	0	0	0	0	0	0	0	--
5	Floriani,Bernie		0	0	0	0	0	0	0	0	0	0	0	0	0	0	0	1
11	Smith,Doug		0	1	0	1	0	0	0	0	0	1	0	1	0	0	0	9
21	Johnson,Derrick		0	0	0	0	0	0	0	0	0	0	0	0	0	0	0	--
23	Ford,Blair		0	0	0	0	0	0	0	0	0	0	0	0	0	0	0	--
24	Katstra,Dirk		0	2	0	1	0	0	0	0	0	0	0	0	0	0	0	4
30	Blundin,Matt		0	0	0	0	0	0	0	2	2	1	0	0	0	0	0	12
33	Parker,Cornel		0	0	0	0	1	2	0	1	1	4	1	0	0	0	1	10
44	Stewart,Corey		0	0	0	0	0	0	0	0	0	0	0	0	0	0	0	--
52	Wilson,Shawn		0	0	0	0	0	0	0	0	0	0	0	0	0	0	0	--
	Team Totals								3	1	4				0			
	TOTALS		18	65	1	15	11	14	18	14	32	23	48	7	8	1	11	200

Deadball Rebounds: 2, 0: 2

Tot FG %: 1st Half: 8-31 .258 2nd Half: 10-34 .294 Game: .277
3-Pt FG %: 1st Half: 1- 4 .250 2nd Half: 0-11 .000 Game: .067
FT % : 1st Half: 5- 7 .714 2nd Half: 6- 7 .857 Game: .786

OFFICIALS: Hightower (R), Freund, Sanzere
Technical Fouls: none
Attendance: 14,776
Comments: Courtside software by CompuSTATS(TM) / San Diego, CA (619)296-7834

	1st	2nd	OT	OT	Tot
BYU	19	42			61
UVA	22	26			48

OFFICIAL NCAA® BASKETBALL BOX SCORE Date 3/19/93 Arena Carrier Dome
VISITORS (Last name, first) (Indicate starters by position or with an asterisk) Starting Time 2:45 City, State Syr, NY

No.	Team W-L Manhattan (23-5)	Total FG FG	Total FG FGA	3-point FG	3-point FGA	FT	FTA	Rebounds Off.	Rebounds Def.	Rebounds Tot.	PF	TP	A	TO	BLK	S	MIN
45	Bullock, Keith	5	11	0	1	5	5	6	3	9	4	15	1	3	0	0	37
23	Edwards, Carey	5	9	2	6	3	3	2	7	9	2	15	3	2	0	0	35
54	Marshall, Jamal	4	9	0	0	0	0	2	0	2	2	8	2	2	0	0	32
20	Williams, Chris	0	7	0	6	2	2	2	1	3	0	2	3	0	0	2	33
10	Birmingham, Brenton	6	16	3	7	1	2	0	2	2	4	16	1	6	0	1	21
42	Wilson, Carey	3	7	1	4	0	0	1	2	3	1	7	2	2	0	0	26
14	Hyman, Keaton	0	1	0	0	0	0	0	0	0	4	0	2	0	0	0	9
34	Brown, Kareem	0	1	0	0	0	0	1	2	3	1	0	0	1	0	0	4
21	Phoenix, Justin	0	1	0	0	0	0	0	0	0	0	0	0	0	0	0	1
4	Philo, Pete	0	0	0	0	0	0	0	0	0	1	0	1	0	0	0	1
15	Davalli, Jake	1	1	1	1	0	0	0	0	0	0	3	0	0	0	0	1
	TEAM REBOUNDS (Included in Totals)							2	2	4							
	TOTALS	24	63	7	25	11	12	18	19	35	19	66	15	16	0	3	200

TOTAL FG%: 1st half 10-31 32.3% 2nd half 14-32 43.8% Game 24-63 38.1% Deadball
3-Pt. FG%: 1st half 4-11 21.4% 2nd half 4-11 36.4% Game 7-25 28% rebounds 0
FT%: 1st half 7-7 100% 2nd half 4-5 80% Game 11-12 91.7%

HOME (Last name, first) (Indicate starters by position or with an asterisk)

No.	Team W-L Virginia (20-9)	Total FG FG	Total FG FGA	3-point FG	3-point FGA	FT	FTA	Rebounds Off.	Rebounds Def.	Rebounds Tot.	PF	TP	A	TO	BLK	S	MIN
5	Parker, Cornel	4	8	1	3	3	5	0	5	5	2	12	4	3	0	1	32
4	Burrough, Junior	8	13	0	0	1	2	2	1	3	2	17	0	1	1	1	30
42	Jeffries, Ted	2	5	0	0	0	2	3	8	11	3	4	3	4	0	2	37
22	Williford, Jason	3	5	1	2	2	2	3	1	4	2	9	2	1	0	0	22
12	Alexander, Cory	10	18	4	9	3	6	2	5	7	1	27	4	3	0	2	38
11	Smith, Doug	0	4	0	4	5	6	1	2	3	1	5	4	0	0	2	28
24	Barnes, Yuri	2	2	0	0	0	0	1	0	1	0	4	1	0	0	0	13
31	Graves, Bobby	0	0	0	0	0	0	0	0	0	0	0	0	0	0	0	0+
52	Wilson, Shawn	0	0	0	0	0	0	0	1	1	0	0	0	0	1	0	0+
30	Alexander, Chris	0	0	0	0	0	0	0	0	0	0	0	0	0	0	0	0+
23	Mitchell, Rahsaan	0	0	0	0	0	0	0	0	0	0	0	0	0	0	0	0+
15	Havlick, Chris	0	0	0	0	0	0	0	0	0	0	0	0	0		0	0+
	TEAM REBOUNDS (Included in Totals)							0	0	0							
	TOTALS	29	55	6	18	14	23	12	23	35	11	78	18	12	2	8	200

TOTAL FG%: 1st half 16-32 50% 2nd half 13-23 56.5% Game 29-55 52.7% Deadball
3-Pt. FG%: 1st half 4-9 44.4% 2nd half 2-9 22.2% Game 6-18 33.3% rebounds 5
FT%: 1st half 2-3 66.7% 2nd half 12-20 60% Game 14-23 60.9%

Technical fouls:
Attendance: 12,703
Officials: Tom Rucker, Steve Welmer, Phil Bova

SCORE BY PERIODS	1st H.	2nd H.	OT	OT	FINAL
Manhattan	30	36			66
Virginia	38	40			78

NCAA 8880-8/92

CORRECTED

OFFICIAL NCAA® BASKETBALL BOX SCORE Date 3/21/93 Arena Carrier Dome
VISITORS (Last name, first) (Indicate starters by position or with an asterisk) Starting Time 2:20 City, State Syr, NY

No.	Team W-L Virginia (21-9)	Total FG FG	Total FG FGA	3-point FG	3-point FGA	FT	FTA	Rebounds Off.	Rebounds Def.	Rebounds Tot.	PF	TP	A	TO	BLK	S	MIN
5	Parker, Cornell	4	9	0	2	3	6	2	3	5	1	11	2	0	0	2	38
4	Burrough, Junior	3	9	0	0	0	2	4	3	7	4	6	0	0	0	0	17
42	Jeffries, Ted	5	6	0	0	4	6	1	3	4	2	14	5	3	0	0	35
22	Williford, Jason	5	8	1	1	3	5	4	6	10	2	14	3	2	0	3	35
12	Alexander, Corey	6	14	2	5	3	4	1	3	4	1	17	1	3	0	0	38
24	Barnes, Yuri	1	2	0	0	3	5	0	5	5	4	5	0	1	0	1	25
11	Smith, Doug	0	2	0	2	2	3	0	2	2	2	2	2	2	0	0	18
52	Wilson, Shawn	1	1	0	0	0	0	0	0	0	0	2	0	1	0	0	3
15	Havlick, Chris	0	0	0	0	0	0	0	0	0	0	0	0	0	0	0	1
	TEAM REBOUNDS (Included in Totals)							1	6	7							
	TOTALS	25	51	3	10	18	31	13	31	44	16	71	13	12	0	6	200

TOTAL FG%: 1st half 14-24 58.3% 2nd half 11-27 40.7% Game 25-51 49.0% Deadball
3-Pt. FG%: 1st half 1-4 25% 2nd half 2-6 33.3% Game 3-10 30% rebounds 5
FT%: 1st half 7-9 77.8% 2nd half 11-22 50% Game 18-31 58.1%

HOME (Last name, first) (Indicate starters by position or with an asterisk)

No.	Team W-L Massachusetts (24-7)	Total FG FG	Total FG FGA	3-point FG	3-point FGA	FT	FTA	Rebounds Off.	Rebounds Def.	Rebounds Tot.	PF	TP	A	TO	BLK	S	MIN
15	Roe, Lou	2	5	0	0	0	0	3	3	6	5	4	2	3	0	0	30
3	Dingle, Dana	2	9	0	1	0	0	3	3	6	3	4	0	1	0	1	23
31	Williams, Harper	2	12	0	1	1	2	3	8	11	4	5	1	0	1	0	27
22	Barbee, Tony	5	12	2	7	7	8	3	3	6	3	19	1	2	1	2	34
14	Kellogg, Derek	1	2	0	0	0	0	0	1	1	3	2	5	1	0	1	30
42	Robinson, Kennard	0	1	0	0	0	0	0	0	0	2	0	0	0	0	0	9
24	Malloy, Jerome	3	9	0	3	0	2	1	1	2	2	7	1	0	0	0	17
10	Williams, Mike	6	16	3	8	0	1	1	1	2	3	15	1	3	0	1	30
	TEAM REBOUNDS (Included in Totals)							2	1	3							
	TOTALS	21	66	5	20	9	13	16	21	37	25	56	11	10	2	5	200

TOTAL FG%: 1st half 8-30 26.7% 2nd half 13-36 36.1% Game 21-66 31.8% Deadball
3-Pt. FG%: 1st half 2-6 33.3% 2nd half 3-14 21.4% Game 5-20 25% rebounds 2
FT%: 1st half 1-3 33.3% 2nd half 8-10 80% Game 9-13 69.2%

Technical fouls:
Attendance:
Officials: Tom Rucker, Phil Bova, George Evans

SCORE BY PERIODS	1st H.	2nd H.	OT	OT	FINAL
Virginia	36	35			71
Massachusetts	19	37			56

NCAA 8880-8/92

OFFICIAL NCAA BASKETBALL BOX SCORE 03-26-93 E.Rutherford
Licensed To: N.J.S.E.A. FINAL BOX

VISITORS: Virginia

NO	PLAYER		FG	FGA	3P	3PA	FT	FTA	OR	DR	TOT	PF	PTS	A	TO	BLK	S	MIN
04	Junior Burrough	F	7	15	0	0	1	4	2	6	8	2	15	0	4	2	0	32
22	Jason Williford	F	5	8	0	0	2	2	4	2	6	3	12	3	1	2	3	33
42	Ted Jeffries	C	4	6	0	0	1	2	1	2	3	3	9	1	3	3	2	33
05	Cornel Parker	G	1	5	1	3	0	0	2	5	7	5	3	3	5	1	0	34
12	Cory Alexander	G	3	14	3	7	2	3	0	1	1	3	11	4	4	0	1	39
11	Doug Smith		0	3	0	1	0	0	0	1	1	1	0	2	4	0	1	17
15	Chris Havlicek		DNP-															
23	Rock Mitchell		0	1	0	0	0	0	0	0	0	0	0	0	0	0	0	1
24	Yuri Barnes		1	1	0	0	2	2	1	0	1	3	4	0	0	0	1	8
30	Chris Alexander		0	0	0	0	0	0	0	0	0	0	0	0	0	0	0	1
31	Bobby Graves		DNP-															
44	Maurice Watkins		DNP-															
52	Shawn Wilson		0	0	0	0	0	0	0	0	0	0	0	0	0	0	1	2
	TEAM								1	4	5				0			
	TOTALS		21	53	4	11	8	13	11	21	32	20	54	13	21	8	9	200

FG 1st (9/ 27) 33.3 2nd (12/ 26) 46.2 OT Game (21/ 53) 39.6 DEADBALL
3PT 1st (3/ 5) 60.0 2nd (1/ 6) 16.7 OT Game (4/ 11) 36.4 REBOUNDS 2
FT 1st (3/ 5) 60.0 2nd (5/ 8) 62.5 OT Game (8/ 13) 61.5

HOME: Cincinnati

NO	PLAYER		FG	FGA	3P	3PA	FT	FTA	OR	DR	TOT	PF	PTS	A	TO	BLK	S	MIN
04	Erik Martin	F	5	12	0	0	5	6	5	7	12	3	15	1	1	0	1	36
33	Terry Nelson	F	1	2	0	0	1	5	4	3	7	2	3	0	2	1	2	28
44	Corie Blount	C	9	14	0	0	1	2	5	6	11	2	19	1	1	1	1	33
10	Tarrance Gibson	G	3	10	1	4	0	0	1	4	2	6	3	7	1	3	1	2	27
31	Nick Van Exel	G	6	21	3	11	4	5	0	1	1	3	19	11	5	0	2	39
20	David Evans		DNP-															
21	Keith Gregor		0	0	0	0	0	0	0	0	0	1	0	0	0	0	0	8
23	LaZelle Durden		2	5	0	2	0	0	1	1	2	1	4	0	2	0	2	14
32	Mike Harris		0	0	0	0	0	0	0	0	0	0	0	0	0	0	0	1
34	Jerome Gray		DNP-															
43	Curtis Bostic		1	3	0	0	2	4	1	1	2	3	4	0	0	0	1	13
52	Allen Jackson		DNP-															
54	Darrick Ford		DNP-															
55	John Jacobs		0	0	0	0	0	0	0	0	0	0	0	0	0	0	0	1
	TEAM								4	3	7				2			
	TOTALS		27	67	4	17	13	23	24	24	48	18	71	14	16	3	11	200

FG 1st (13/ 37) 35.1 2nd (14/ 30) 46.7 OT Game (27/ 67) 40.3 DEADBALL
3PT 1st (2/ 13) 15.4 2nd (2/ 4) 50.0 OT Game (4/ 17) 23.5 REBOUNDS 5
FT 1st (3/ 6) 50.0 2nd (10/ 17) 58.8 OT Game (13/ 23) 56.5

Technical Fouls: 1
Attendance:

OFFICIALS
#1- Dave Libbey
#2- Tom Lopes
#3- David Hall

SCORE BY PERIODS	1	2	OT	OT	OT	FINAL
Virginia	24	30				54
Cincinnati	31	40				71

TECHNICAL FOULS

INDIVIDUAL:
Virginia: NONE
Cincinnati (1) 16:51 2nd Van Exel

This report has been produced by STATMAN II (tm) 4.02.FWC
Copyright (c) 1992-93 Play By Play Corporation. All Rights Reserved.

Revised

OFFICIAL BASKETBALL BOX SCORE -- G A M E T O T A L S
New Mexico vs Virginia
3/18/94 11:50 am at NCAA 1st Round, ARCO Arena, Sacramento

VISITORS: New Mexico (23-8)

No.	N A M E		TOT-FG FG	TOT-FG FGA	3-PT FG	3-PT FGA	FT	FTA	REBOUNDS OF	REBOUNDS DE	REBOUNDS TOT	PF	TP	A	TO	BLK	S	MIN
20	WHITE, Marlow	f	5	15	1	9	1	1	2	3	5	2	12	1	3	0	1	37
30	NEVES, Canonchet	f	2	10	1	6	1	2	2	5	7	2	6	1	1	0	1	35
25	LaMAR, Lewis	c	2	4	0	0	0	0	4	4	8	4	4	0	2	2	1	34
05	SMITH, Charles	g	7	12	2	3	4	7	2	3	5	2	20	2	1	0	1	32
12	BROWN, Greg	g	5	15	2	7	0	0	2	3	5	3	12	4	2	0	1	38
04	WILLIS, Frank		0	0	0	0	0	0	0	0	0	0	0	0	0	0	0	0
22	PRITCHETT, Scott		0	2	0	0	0	0	0	0	0	0	0	0	2	0	1	10
34	GRIEGO, J.J.		0	1	0	0	0	0	0	1	1	0	0	0	0	0	0	3
35	HAYDEN, Brian		0	0	0	0	0	0	1	0	1	0	0	0	0	0	0	6
45	SCHORNSTEIN, Greg		0	1	0	0	0	0	0	0	0	0	0	0	0	0	0	5
TEAM REBOUNDS.....									2	2	4							
TOTALS			21	60	6	25	6	10	15	21	36	13	54	8	11	2	6	200

TOTAL FG% 1st Half: 11-30 .367 2nd Half: 10-30 .333 Game: .350 DEADBALL
3-Pt. FG% 1st Half: 3-11 .273 2nd Half: 3-14 .214 Game: .240 REBOUNDS
F Throw % 1st Half: 3- 5 .600 2nd Half: 3- 5 .600 Game: .600 4

HOME TEAM: Virginia (18-12)

No.	N A M E		TOT-FG FG	TOT-FG FGA	3-PT FG	3-PT FGA	FT	FTA	REBOUNDS OF	REBOUNDS DE	REBOUNDS TOT	PF	TP	A	TO	BLK	S	MIN
13	ROBINSON, Jamal	f	2	8	0	0	2	2	3	3	6	3	6	1	1	1	3	28
22	WILLIFORD, Jason	f	2	7	0	2	1	2	6	2	8	4	5	1	1	0	0	18
04	BURROUGH, Junior	c	9	19	0	1	2	6	3	5	8	1	20	1	2	1	0	38
05	PARKER, Cornel	g	1	5	0	1	0	0	0	4	4	1	2	2	2	1	0	35
21	DEANE, Harold	g	6	12	3	6	3	4	0	3	3	0	18	2	1	1	2	38
15	HAVLICEK, Chris		0	0	0	0	0	0	0	0	0	0	0	0	0	0	0	1
24	BARNES, Yuri		2	5	0	0	0	0	2	2	4	0	4	0	2	1	0	20
30	ALEXANDER, Chris		0	0	0	0	0	0	0	2	2	0	0	0	0	0	0	17
32	POWELL, Mike		1	1	0	0	0	0	0	1	1	2	2	0	1	0	0	5
TEAM REBOUNDS.....									2	2	4							
TOTALS			23	57	3	10	8	14	16	24	40	11	57	7	10	5	5	200

TOTAL FG% 1st Half: 11-32 .344 2nd Half: 12-25 .480 Game: .404 DEADBALL
3-Pt. FG% 1st Half: 1- 6 .167 2nd Half: 2- 4 .500 Game: .300 REBOUNDS
F Throw % 1st Half: 1- 6 .167 2nd Half: 7- 8 .875 Game: .571 3

OFFICIALS: Ted VALENTINE, Sid RODEHEFFER, Edward SCHUMER
TECHNICAL FOULS:
New Mexico - none
Virginia - none
ATTENDANCE: 16,477

SCORE BY PERIODS:	1st	2nd	OT1	OT2	OT3	OT4	TOTAL
New Mexico	28	26					54
Virginia	24	33					57

OFFICIAL BASKETBALL BOX SCORE -- G A M E T O T A L S
Virginia vs Arizona
3/20/94 12:00 at NCAA 2nd Round, ARCO Arena, Sacramento

VISITORS: Virginia (18-13)

No.	N A M E		TOT-FG FG	TOT-FG FGA	3-PT FG	3-PT FGA	FT	FTA	REBOUNDS OF	REBOUNDS DE	REBOUNDS TOT	PF	TP	A	TO	BLK	S	MIN
04	BURROUGH, Junior	f	9	22	2	6	0	0	1	4	5	1	20	0	1	1	0	37
22	WILLIFORD, Jason	f	4	11	4	6	2	2	4	2	6	4	14	3	1	0	2	32
24	BARNES, Yuri	c	1	9	0	0	0	0	4	4	8	2	2	0	1	0	0	32
05	PARKER, Cornel	g	2	6	1	3	1	2	3	3	6	4	6	1	1	0	0	33
21	DEANE, Harold	g	6	17	2	11	0	0	1	3	4	4	14	6	4	0	2	31
13	ROBINSON, Jamal		1	6	0	2	0	0	0	1	1	5	2	2	1	1	1	26
15	HAVLICEK, Chris		0	0	0	0	0	0	0	0	0	1	0	0	0	0	0	0+
30	ALEXANDER, Chris		0	0	0	0	0	2	2	0	2	0	0	0	0	0	0	7
31	GRAVES, Bobby		0	0	0	0	0	0	0	0	0	0	0	0	0	0	0	0+
32	POWELL, Mike		0	2	0	0	0	0	0	0	0	2	0	0	1	0	1	2
52	WILSON, Shawn		0	1	0	0	0	0	0	0	0	0	0	0	0	0	0	0+
TEAM REBOUNDS.....									1	3	4							
TOTALS			23	74	9	28	3	6	16	20	36	23	58	12	10	2	6	200

TOTAL FG% 1st Half: 11-33 .333 2nd Half: 12-41 .293 Game: .311 DEADBALL
3-Pt. FG% 1st Half: 4- 9 .444 2nd Half: 5-19 .263 Game: .321 REBOUNDS
F Throw % 1st Half: 0- 2 .000 2nd Half: 3- 4 .750 Game: .500 2, 1

HOME TEAM: Arizona (27-5)

No.	N A M E		TOT-FG FG	TOT-FG FGA	3-PT FG	3-PT FGA	FT	FTA	REBOUNDS OF	REBOUNDS DE	REBOUNDS TOT	PF	TP	A	TO	BLK	S	MIN
22	OWES, Ray	f	5	13	1	1	4	5	3	7	10	1	15	3	0	2	0	39
44	GEARY, Reggie	f	0	1	0	1	0	0	2	2	4	3	0	4	2	0	1	34
50	BLAIR, Joseph	c	3	4	0	0	0	0	3	9	12	1	6	2	1	4	0	32
03	REEVES, Khalid	g	10	20	0	5	10	13	2	3	5	2	30	2	6	0	2	36
20	STOUDAMIRE, Damon	g	6	14	2	6	6	7	0	5	5	2	20	1	4	0	1	38
11	RIGDON, Dylan		0	1	0	0	0	0	0	0	0	0	0	0	1	0	0	4
15	McLEAN, Joe		0	2	0	2	0	0	0	1	1	1	0	0	0	0	0	8
33	WILLIAMS, Corey		0	0	0	0	0	0	0	0	0	0	0	0	0	0	0	0+
40	KELLEY, Jarvis		0	0	0	0	0	0	0	0	0	0	0	0	0	0	0	0+
51	FLANAGAN, Kevin		0	0	0	0	0	0	1	1	2	0	0	0	1	0	0	9
TEAM REBOUNDS.....									0	8	8							
TOTALS			24	55	3	15	20	25	11	36	47	10	71	12	15	6	4	200

TOTAL FG% 1st Half: 14-30 .467 2nd Half: 10-25 .400 Game: .436 DEADBALL
3-Pt. FG% 1st Half: 3- 8 .375 2nd Half: 0- 7 .000 Game: .200 REBOUNDS
F Throw % 1st Half: 2- 3 .667 2nd Half: 18-22 .818 Game: .800 4

OFFICIALS: Tom O'NEILL, Ted VALENTINE, Tim HUTCHINSON
TECHNICAL FOULS:
Virginia - none
Arizona - none
ATTENDANCE: 16,477

SCORE BY PERIODS:	1st	2nd	OT1	OT2	OT3	OT4	TOTAL
Virginia	26	32					58
Arizona	33	38					71

OFFICIAL NCAA. BASKETBALL BOX SCORE Date 03/16/95 Site Dayton, Ohio
VISITORS (Last name, first) (Indicate starters by position or with an asterisk)

No.	NICHOLLS STATE		Total FG FG	Total FG FGA	3-point FG	3-point FGA	FT	FTA	Rebounds Off.	Rebounds Def.	Rebounds Tot.	PF	TP	A	TO	BLK	S	MIN
30	Watts, Derek	f	4	11	1	6	0	0	2	1	3	2	9	1	5	0	0	30
54	King, Gerard	f	8	13	0	0	2	2	2	7	9	5	18	0	3	1	0	34
55	Jackson, Reggie	c	5	10	0	1	0	0	2	7	9	2	10	3	1	0	3	34
10	Washington, Ray	g	0	5	0	3	0	0	0	1	1	3	0	5	6	0	1	22
20	Castle, Terrel	g	2	8	1	1	2	2	1	1	2	4	7	1	2	0	2	27
12	Russ, Todd		5	7	3	5	0	0	0	1	1	3	13	0	0	0	1	14
22	Franklin, Kenderick		2	7	1	4	3	4	0	1	1	1	8	1	3	1	1	16
24	Richard, Keith		1	4	1	2	0	0	2	0	2	3	3	1	0	0	0	8
35	Howard, Taurus		1	1	0	0	0	0	1	1	2	1	2	2	2	0	0	9
44	Hanzy, Nathan		1	1	0	0	0	0	0	0	0	1	2	0	0	0	0	5
52	Davis, Kendrick		0	0	0	0	0	0	1	0	1	1	0	0	0	0	0	1
	TEAM REBOUNDS (included in Totals)								2	1	3							
	TOTALS		29	67	7	22	7	8	13	21	34	26	72	14	22	2	8	200

TOTAL FG%: 1st half 11-33 .333 2nd half 18-34 .529 Game .433 Deadball
3-Pt. FG%: 1st half 3- 9 .333 2nd half 4-13 .308 Game .318 rebounds 1
FT%: 1st half 2- 2 1.000 2nd half 5- 6 .833 Game .875

HOME (Last name, first) (Indicate starters by position or with an asterisk)

No.	VIRGINIA		Total FG FG	Total FG FGA	3-point FG	3-point FGA	FT	FTA	Rebounds Off.	Rebounds Def.	Rebounds Tot.	PF	TP	A	TO	BLK	S	MIN
04	Burrough, Junior	f	6	13	0	0	4	6	3	6	9	2	16	2	2	1	2	34
22	Williford, Jason	f	4	5	1	1	0	0	2	2	4	1	9	2	2	1	2	30
30	Alexander, Chris	c	1	2	0	0	2	4	3	3	6	2	4	1	1	1	1	21
05	Staples, Curtis	g	5	14	3	12	2	2	1	4	5	1	15	0	1	1	0	32
21	Deane, Harold	g	4	13	2	6	12	14	1	1	2	1	22	5	7	0	5	33
13	Robinson, Jamal		2	6	0	1	1	2	1	2	3	2	5	0	2	0	2	18
15	McLaughlin, Pete		1	1	0	0	0	0	0	0	0	0	2	0	0	0	0	1
24	Barnes, Yuri		0	0	0	0	3	4	0	2	2	0	3	0	0	1	0	9
25	Nolan, Norman		4	5	0	0	3	4	4	3	7	3	11	0	2	1	0	12
31	Curtis, Mike		0	0	0	0	0	0	0	0	0	0	0	1	0	0	0	1
32	Ellsworth, Percy		1	1	0	0	4	4	0	0	0	1	6	0	0	0	0	4
44	Watkins, Maurice		0	1	0	0	1	2	1	0	1	0	1	0	0	0	0	4
55	Walton, Martin		1	1	0	0	0	0	0	1	1	0	2	0	0	0	0	1
	TEAM REBOUNDS (included in Totals)								2	1	3							
	TOTALS		29	62	6	20	32	42	18	25	43	13	96	11	17	6	12	200

TOTAL FG%: 1st half 13-38 .342 2nd half 16-24 .667 Game .468 Deadball
3-Pt. FG%: 1st half 1-10 .100 2nd half 5-10 .500 Game .300 rebounds 4
FT%: 1st half 4- 8 .500 2nd half 28-34 .824 Game .762

Technical fouls:
Attendance: 13,045 (cap.)
Officials: David Bair, John McDonnell, Stanley Reynolds

SCORE BY PERIODS	1st H.	2nd H.	OT	OT	FINAL
NICHOLLS STATE	27	45			72
VIRGINIA	31	65			96

NCAA 8165-6/91

OFFICIAL NCAA. BASKETBALL BOX SCORE Date 03/18/95 Site Dayton, Ohio
VISITORS (Last name, first) (Indicate starters by position or with an asterisk)

No.	MIAMI		Total FG FG	Total FG FGA	3-point FG	3-point FGA	FT	FTA	Rebounds Off.	Rebounds Def.	Rebounds Tot.	PF	TP	A	TO	BLK	S	MIN
04	Mahaffey, Jamie	f	3	12	1	6	0	0	3	5	8	5	7	1	1	0	0	33
42	Davis, Devin	f	4	14	0	0	4	7	6	6	12	3	12	1	0	2	1	40
15	Beard, Kevin	c	1	5	0	1	0	0	1	2	3	4	2	0	2	1	0	38
03	Cross, Derrick	g	0	2	0	2	4	5	0	0	0	1	4	0	1	0	0	12
12	Hackim, Landon	g	6	13	0	2	0	1	2	3	5	0	12	1	2	0	0	36
13	Bozeman, Kenneth		2	3	0	0	0	0	1	0	1	2	4	0	0	0	0	25
20	McGuire, Chris		4	12	2	9	1	3	1	3	4	2	11	4	1	0	2	39
22	Henderson, Jermaine		0	0	0	0	2	2	1	1	2	1	2	1	0	0	0	2
	TEAM REBOUNDS (included in Totals)								0	1	1							
	TOTALS		20	61	3	20	11	18	15	21	36	18	54	8	7	3	3	225

TOTAL FG%: 1st half 10-32 .313 2nd half 10-29 .345 Game .328 Deadball
3-Pt. FG%: 1st half 1-10 .100 2nd half 2-10 .200 Game .150 rebounds 3
FT%: 1st half 2- 2 1.000 2nd half 9-16 .563 Game .611

HOME (Last name, first) (Indicate starters by position or with an asterisk)

No.	VIRGINIA		Total FG FG	Total FG FGA	3-point FG	3-point FGA	FT	FTA	Rebounds Off.	Rebounds Def.	Rebounds Tot.	PF	TP	A	TO	BLK	S	MIN
04	Burrough, Junior	f	11	15	0	0	6	7	3	9	12	1	28	0	3	1	0	38
22	Williford, Jason	f	1	4	0	2	1	2	3	10	13	1	3	0	6	0	1	42
30	Alexander, Chris	c	0	0	0	0	0	0	1	2	3	5	0	1	3	1	0	22
05	Staples, Curtis	g	4	13	2	8	0	0	1	1	2	3	10	1	0	0	1	34
21	Deane, Harold	g	4	15	3	9	3	4	1	4	5	4	14	4	3	0	0	44
13	Robinson, Jamal		2	4	0	0	1	1	0	3	3	3	5	0	0	0	0	23
24	Barnes, Yuri		0	0	0	0	0	0	0	0	0	1	0	0	0	0	0	13
25	Nolan, Norman		0	0	0	0	0	0	0	1	1	0	0	0	1	0	0	8
32	Ellsworth, Percy		0	0	0	0	0	0	0	0	0	0	0	0	0	0	0	1
	TEAM REBOUNDS (included in Totals)								2	0	2							
	TOTALS		22	51	5	19	11	14	11	30	41	18	60	6	16	2	2	225

TOTAL FG%: 1st half 7-20 .350 2nd half 15-31 .484 Game .431 Deadball
3-Pt. FG%: 1st half 2-10 .200 2nd half 3- 9 .333 Game .263 rebounds 0
FT%: 1st half 1- 2 .500 2nd half 10-12 .833 Game .786

Technical fouls:
Attendance: 13,045 (cap.)
Officials: James Armstrong, Mark Reischling, Stanley Reynolds

SCORE BY PERIODS	1st H.	2nd H.	OT	OT	FINAL
MIAMI	23	23	8		54
VIRGINIA	17	29	14		60

NCAA 8165-6/91

OFFICIAL NCAA® BASKETBALL BOX SCORE Date 3/24/95 Arena Kemper Arena
VISITOR (Indicate starters by position or with an asterisk) Starting Time 9:30 pm City, State Kansas City, MO

No.	Team W-L Virginia	Total FG FG	Total FG FGA	3-point FG	3-point FGA	FT	FTA	Rebounds Off.	Def.	Tot.	F	TP	A	TO	BLK	S	MIN
22	WILFORD, Jason	1	4	0	1	0	2	4	5	9	4	2	0	2	2	0	29
04	BURROUGH, Junior	7	21	0	1	4	7	4	8	12	1	18	0	2	0	0	34
30	ALEXANDER, Chris	0	1	0	0	0	0	3	2	5	4	0	1	1	1	1	17
05	STAPLES, Curtis	6	14	3	9	3	4	1	4	5	1	18	1	1	0	2	37
21	DEANE, Harold	7	15	2	6	6	7	0	6	6	3	22	2	3	0	1	39
24	BARNES, Yuri	1	2	0	0	3	4	1	4	5	4	5	0	1	1	1	18
13	ROBINSON, Jamal	1	6	0	1	0	0	2	0	2	3	2	1	0	0	0	17
25	NOLAN, Norman	0	0	0	0	0	0	0	0	0	1	0	0	2	1	0	8
32	ELLSWORTH, Percy	0	0	0	0	0	0	0	0	0	0	0	0	0	0	0	1
	TEAM REBOUNDS (Included in Totals)							2	3	5							
		23	63	5	18	16	24	17	32	49	21	67	5	12	5	5	200

TOTAL FG%: 1st half 37.5 (12-32) 2nd half 35.5 (11-31) Game 36.5 (23-63) Deadball
3-Pt. FG%: 1st half 33.3 (3-9) 2nd half 22.2 (2-9) Game 27.8 (5-18) rebounds 3
FT%: 1st half 66.7 (4-6) 2nd half 66.7 (12-18) Game 66.7 (16-24)

HOME (Indicate starters by position or with an asterisk)

No.	Team W-L Kansas	Total FG FG	Total FG FGA	3-point FG	3-point FGA	FT	FTA	Rebounds Off.	Def.	Tot.	F	TP	A	TO	BLK	S	MIN
45	LaFRENTZ, Raef	4	9	0	0	2	6	5	4	9	2	10	0	0	1	0	26
21	PEARSON, Sean	0	4	0	4	0	2	0	1	1	1	0	0	1	0	1	13
00	OSTERTAG, Greg	4	8	0	0	0	2	3	2	5	3	8	1	2	2	0	19
11	VAUGHN, Jacque	6	11	1	2	0	1	1	4	5	4	13	7	4	0	1	36
35	HAASE, Jerod	1	6	1	5	2	2	0	3	3	1	5	2	1	0	3	34
31	POLLARD, Scot	3	8	0	0	3	7	3	7	10	1	9	0	1	2	0	21
22	WILLIAMS, AJ	2	4	0	0	0	0	0	2	2	5	4	0	0	0	0	12
12	THOMAS, Billy	1	8	0	7	5	5	2	1	3	3	7	1	1	0	0	23
33	GURLEY, Greg	0	3	0	3	2	2	0	2	2	0	2	0	0	0	0	12
24	MCGRATH, CB	0	1	0	0	0	0	0	0	0	1	0	0	0	0	0	4
14	WHATLEY, T.J.	0	0	0	0	0	0	0	0	0	0	0	0	0	0	0	1
44	BRANSTROM, G.	0	0	0	0	0	0	0	0	0	0	0	0	0	0	0	1
5	NOVOSEL, Scott	0	0	0	0	0	0	0	0	0	0	0	0	0	0	0	1
	TEAM REBOUNDS (Included in Totals)							2	2	4							
		21	62	2	21	14	27	16	28	44	21	58	11	10	5	5	200

TOTAL FG%: 1st half 36.4 (12-33) 2nd half 31.0 (9-29) Game 33.9 (21-62) Deadball
3-Pt. FG%: 1st half 00.0 (0-8) 2nd half 15.4 (2-13) Game 9.5 (2-21) rebounds 6
FT%: 1st half 40.0 (4-10) 2nd half 58.8 (10-17) Game 51.9 (14-27)

Technical fouls: None
Attendance: 16,153
Officials: John Clougherty; Ted Hillary; Jim Haney

SCORE BY PERIODS	1st H.	2nd H.	OT	OT	FINAL
Virginia	31	36			67
Kansas	28	30			58

NCAA 9906-6/94

OFFICIAL NCAA® BASKETBALL BOX SCORE Date 3/24/95 Arena Kemper Arena
VISITOR (Indicate starters by position or with an asterisk) Starting Time 4 pm City, State Kansas City, MO

No.	Team W-L UVA	Total FG FG	Total FG FGA	3-point FG	3-point FGA	FT	FTA	Rebounds Off.	Def.	Tot.	F	TP	A	TO	BLK	S	MIN
22	WILFORD	0	3	0	1	4	8	2	6	8	5	4	4	3	0	0	32
04	BURROUGH	6	14	1	1	9	11	8	8	16	3	22	1	1	0	0	39
30	ALEXANDER	0	2	0	0	0	0	3	3	6	3	0	0	3	0	0	23
05	STAPLES	6	15	4	10	0	0	1	3	4	4	16	2	0	0	0	38
21	DEANE	4	16	1	9	3	7	0	2	2	2	12	2	6	0	0	38
24	BARNES	0	1	0	0	1	2	0	0	0	2	1	0	1	0	0	16
13	ROBINSON	3	5	0	0	0	0	2	1	3	3	6	0	0	1	0	16
25	NOLAN	0	0	0	0	0	0	0	0	0	0	0	0	0	0	0	3
32	ELLSWORTH	0	0	0	0	0	0	0	0	0	0	0	0	0	0	0	1
	TEAM REBOUNDS (Included in Totals)							2	0	2							
		19	56	6	21	17	28	18	23	41	22	61	9	14	1	0	200

TOTAL FG%: 1st half 29.2 (7-24) 2nd half 37.5 (12-32) Game 39.3 (19-56) Deadball
3-Pt. FG%: 1st half 20.0 (1-5) 2nd half 31.3 (5-16) Game 28.6 (6-21) rebounds 1
FT%: 1st half 71.4 (10-14) 2nd half 50.0 (7-14) Game 66.7 (17-28)

HOME (Indicate starters by position or with an asterisk)

No.	Team W-L Arkansas	Total FG FG	Total FG FGA	3-point FG	3-point FGA	FT	FTA	Rebounds Off.	Def.	Tot.	F	TP	A	TO	BLK	S	MIN
30	THURMAN	7	16	2	6	1	2	3	5	8	1	17	1	2	0	2	33
40	Martin	0	2	0	2	0	0	0	1	1	3	0	0	0	1	0	8
34	WILLIAMSON	8	13	0	0	5	6	2	7	9	3	21	3	3	0	2	35
12	MCDANIEL	1	2	0	1	2	2	0	1	1	3	4	1	1	0	2	29
14	BECK	1	5	0	2	5	6	4	2	6	4	7	3	2	0	2	30
15	STEWART	1	7	1	6	2	2	1	5	6	3	5	1	1	1	0	17
3	DILLARD	1	5	0	2	1	1	2	1	3	1	3	2	1	0	1	12
44	ROBINSON	0	1	0	1	0	0	0	3	3	1	0	0	0	0	0	9
22	RIMAC	2	4	2	4	0	0	0	0	0	1	6	1	1	0	0	15
33	WILSON	2	2	0	0	1	2	1	3	4	2	5		0	1	0	10
23	GARRETT	0	1	0	0	0	0	0	0	0	0	0	0	0	0	0	2
	TEAM REBOUNDS (Included in Totals)							1	1	2							
		23	58	5	24	17	21	14	29	43	22	68	13	11	3	9	200

TOTAL FG%: 1st half 37.9 (11-29) 2nd half 41.4 (12-29) Game 39.7 (23-58) Deadball
3-Pt. FG%: 1st half 16.7 (2-12) 2nd half 25.0 (3-12) Game 20.8 (5-24) rebounds 2
FT%: 1st half 100.0 (3-3) 2nd half 77.8 (14-18) Game 81.0 (17-21)

Technical fouls: None
Attendance: 15,622
Officials: Charles Range; John Cahill; Mark Beischling

SCORE BY PERIODS	1st H.	2nd H.	OT	OT	FINAL
Virginia	25	36			61
Arkansas	27	41			68

NCAA 9906-6/94

E &10E &10L &17.90C &al

OFFICIAL NCAA BASKETBALL BOX SCORE Site: Huntsman Center-Salt Lake City
University of Virginia 18-13 Date: March 13, 1997

UVA (VISITORS)		Total FG	Total AT	3-Pts FG	3-Pts AT	FT	FT AT	Rebounds OF	DF	To	PF	TP	A	TO	BK	ST	MN
25 NOLAN, Norman	f	4	6	0	0	0	0	1	2	3	2	8	1	1	0	0	21
32 ALEXANDER, Courtney	f	3	10	0	3	0	0	0	3	3	2	6	2	1	0	0	22
52 DUCHARME, Colin	c	2	4	0	0	4	4	0	1	1	0	8	1	0	1	0	25
5 STAPLES, Curtis	g	1	8	1	6	2	2	0	4	4	1	5	2	0	0	0	34
21 DEANE, Harold	g	8	15	4	9	4	4	1	1	2	4	24	3	1	0	0	39
13 ROBINSON, Jamal		2	2	0	0	0	0	1	2	3	3	4	0	0	0	0	16
15 McLAUGHLIN, Peter		0	0	0	0	0	0	0	0	0	0	0	0	0	0	0	1
24 DERSCH, Willie		1	2	1	2	0	0	0	0	0	1	3	3	1	1	0	18
31 CURTIS, Michael		0	0	0	0	0	0	0	0	0	0	0	0	0	0	0	--
33 MARCACCINI, Monte		0	1	0	1	0	0	0	0	0	0	0	0	1	0	1	11
42 METHENEY, Chase		0	0	0	0	0	0	0	1	1	0	0	0	0	0	0	2
44 HUNTER, Kris		1	2	0	0	0	0	3	3	6	1	2	1	0	1	0	8
54 McANDREW, Craig		0	0	0	0	0	0	0	0	0	2	0	1	0	0	0	2
55 WALTON, Martin		0	0	0	0	0	0	0	0	0	0	0	0	0	0	0	1
Team Totals								0	4	4				0			
TOTALS		22	50	6	21	10	10	6	21	27	16	60	14	5	3	1	200

Deadball Rebounds: 0, 0: 0

Tot FG %: 1st Half: 11-28 .393 2nd Half: 11-22 .500 Game: .440
3-Pt FG %: 1st Half: 2-12 .167 2nd Half: 4- 9 .444 Game: .286
FT % : 1st Half: 4- 4 1.000 2nd Half: 6- 6 1.000 Game: 1.000

University of Iowa 22-9

IOWA (HOME)		Total FG	Total AT	3-Pts FG	3-Pts AT	FT	FT AT	Rebounds OF	DF	To	PF	TP	A	TO	BK	ST	MN
42 BOWEN, Ryan	f	7	11	1	2	0	0	10	6	16	1	15	2	0	0	1	26
45 MOORE, Darryl	f	4	6	0	0	0	2	0	2	2	0	8	1	0	0	0	25
13 RUCKER, Guy	c	8	16	0	0	3	4	1	4	5	1	19	1	0	4	0	29
5 WOOLRIDGE, Andre	g	7	16	1	4	2	3	1	1	2	1	17	10	0	0	0	32
32 McCAUSLAND, Kent	g	0	3	0	2	0	0	1	0	1	0	0	2	0	0	1	28
3 BAUER, Jason		0	0	0	0	1	2	2	3	5	2	1	0	0	0	0	13
11 TERRONES, BJ		0	0	0	0	0	0	0	0	0	0	0	0	0	0	0	1
15 SMITH, Jason		0	0	0	0	0	0	0	0	0	0	0	0	0	0	0	--
24 LUEHRSMANN, Ryan		0	6	0	5	3	4	0	1	1	0	3	2	1	0	1	19
35 RABENOLD, Scott		0	0	0	0	0	0	0	0	0	0	0	0	0	0	0	1
44 KOCH, J.R.		4	9	2	5	0	0	1	3	4	3	10	3	2	1	0	17
50 ROBINSON, Alvin		0	1	0	0	0	0	1	0	1	2	0	0	0	0	0	7
51 REBHOLZ, Mike		0	0	0	0	0	0	0	0	0	0	0	0	0	0	0	1
53 HABERER, Brian		0	1	0	1	0	0	0	0	0	0	0	0	0	0	0	1
Team Totals								5	2	7				0			
TOTALS		30	69	4	19	9	15	22	22	44	10	73	21	3	5	3	200

Deadball Rebounds: 2, 0: 2

Tot FG %: 1st Half: 17-37 .459 2nd Half: 13-32 .406 Game: .435
3-Pt FG %: 1st Half: 3-10 .300 2nd Half: 1- 9 .111 Game: .211
FT % : 1st Half: 0- 1 .000 2nd Half: 9-14 .643 Game: .600

OFFICIALS: Mike Kitts, Edward Corbett, Hal Lusk
Technical Fouls: none
Attendance: 13,886
Comments: 1997 NCAA Tournament - 1st Round - Salt Lake City

	1st	2nd	OT	OT	Tot
UVA	28	32			60
IOWA	37	36			73

NCAA BASKETBALL
1ST & 2ND ROUND(MEMPHIS)
FINAL BOX SCORE
The Pyramid; Memphis, TN

NO.	VISITOR GONZAGA		TOTAL FG FG	FGA	3PT FG FG	FGA	FT	FTA	REBOUNDS OFF	DEF	TOT	PF	TP	AS	TO	BK	ST	MIN
23	SPINK, MARK	F	8	1	0	0	4	4	2	3	5	4	4	1	0	1	1	19
31	CALVARY, CASEY	F	7	14	1	2	1	6	7	8	15	2	16	3	5	2	1	36
32	GOURDE, ZACH	C	6	10	0	0	0	3	2	7	9	4	12	1	2	0	0	26
21	DICKAU, DAN	G	9	19	6	9	5	6	0	0	0	2	29	5	1	1	1	39
10	STEPP, BLAKE	G	2	5	1	4	3	4	0	2	2	1	8	4	3	0	0	37
11	FORBES, GERMAYNE		0	0	0	0	0	0	0	0	0	0	0	0	1	0	0	3
15	HERNANDEZ, ALEX		5	9	1	1	4	4	2	2	4	3	15	1	3	0	4	26
24	BANKHEAD, KYLE		0	0	0	0	0	0	0	0	0	0	0	0	1	0	0	1
25	REASON, ANTHONY		0	0	0	0	0	0	0	0	0	0	0	1	0	0	0	6
33	VIOLETTE, CORY		1	1	0	0	0	0	0	0	0	4	2	0	0	0	0	7
TEAM			0	0					1	2	3				1			
TOTALS			38	59	9	16	17	27	14	24	38	20	86	16	17	4	7	200

TOTAL FG%: 1ST HALF .500 (14-28) 2ND HALF .516 (16-31) GAME .508 DEADBALL
3-PT. FG%: 1ST HALF .667 (6-9) 2ND HALF .429 (3-7) GAME .563 REBOUNDS 4
TOTAL FT%: 1ST HALF .778 (14-18) 2ND HALF .333 (3-9) GAME .630

NO.	HOME VIRGINIA		TOTAL FG FG	FGA	3PT FG FG	FGA	FT	FTA	REBOUNDS OFF	DEF	TOT	PF	TP	AS	TO	BK	ST	MIN
31	HALL, ADAM	F	3	11	1	3	2	2	1	3	4	1	9	3	0	2	0	27
33	WILLIAMS, CHRIS	F	3	9	0	2	2	3	2	5	7	4	8	2	3	1	1	24
35	WATSON, TRAVIS	C	3	7	0	0	0	0	3	6	9	4	6	1	2	0	1	26
21	MASON, ROGER, JR.	G	11	19	5	8	3	3	2	2	4	3	30	5	3	2	1	37
13	HAND, DONALD	G	5	13	2	6	2	2	0	2	2	4	14	5	1	0	1	33
4	DONDON, STEPHANE		1	1	0	0	1	1	1	0	1	2	3	0	2	0	0	6
12	FRIEL, KEITH		3	7	3	5	0	0	1	2	3	3	9	2	0	0	2	20
23	YOUNG, MAURICE		1	1	0	0	0	0	0	0	0	0	2	0	0	0	0	3
32	MATHIS, J.C.		1	1	0	0	2	3	4	1	5	3	4	0	0	2	0	24
TEAM			0	0					0	1	1				0			
TOTALS			31	69	11	24	12	14	14	22	36	24	85	18	11	7	6	200

TOTAL FG%: 1ST HALF .444 (16-36) 2ND HALF .455 (15-33) GAME .449 DEADBALL
3-PT. FG%: 1ST HALF .300 (3-10) 2ND HALF .571 (8-14) GAME .458 REBOUNDS 1
TOTAL FT%: 1ST HALF 1.000 (7-7) 2ND HALF .714 (5-7) GAME .857

OFFICIALS: TOM LOPES, JIM HANEY, JACK SWEENEY

TECHNICAL FOULS: ATTENDANCE: 0

SCORE BY PERIODS	1ST H	2ND H	FINAL
GONZAGA	48	38	86
VIRGINIA	42	43	85

Official Basketball Box Score -- GAME TOTALS -- FINAL STATISTICS
Albany vs Virginia
03-16-07 12:15 PM ET at Nationwide Arena, Columbus, OH

VISITORS: Albany 23-10

##	Player		TOT-FG FG-FGA	3-PT FG-FGA	FT-FTA	REBOUNDS OF	DE	TOT	PF	TP	A	TO	BLK	S	MIN
01	SIGGERS,Jason	f	5-13	1-6	0-0	4	1	5	4	11	5	3	0	1	32
34	WILSON,Brent	f	5-12	3-9	0-0	0	4	4	3	13	0	0	1	1	36
42	COVINGTON,Jimmie	c	0-0	0-0	0-0	0	0	0	1	0	0	0	0	0	11
21	LILLIS,Brian	g	0-4	0-1	0-0	2	2	4	3	0	2	1	1	0	25
31	WILSON,Jamar	g	9-18	4-7	3-5	1	3	4	1	25	3	1	1	0	39
00	ROSS,Carl		0-1	0-0	2-2	1	0	1	0	2	3	1	0	0	14
02	KNIGHT,Michael		0-0	0-0	0-0	0	0	0	0	0	0	0	0	0	1
03	BAUMAN,David		0-1	0-1	0-0	0	0	0	0	0	0	0	0	0	1
14	IATI,Jon		0-3	0-2	0-0	1	0	1	2	0	2	1	0	0	10
33	CONNELLY,Brian		3-5	0-0	0-0	1	1	2	2	6	0	1	1	0	24
54	GIFFORD,Brett		0-1	0-0	0-0	1	0	1	3	0	1	0	0	0	7
	TEAM					1	2	3				1			
	Totals		22-58	8-26	5-7	12	13	25	19	57	16	9	4	2	200

TOTAL FG% 1st Half: 10-30 33.3% 2nd Half: 12-28 42.9% Game: 37.9% DEADB
3-Pt. FG% 1st Half: 3-15 20.0% 2nd Half: 5-11 45.5% Game: 30.8% REBS
F Throw % 1st Half: 2-3 66.7% 2nd Half: 3-4 75.0% Game: 71.4% 0

HOME TEAM: Virginia 21-10

##	Player		TOT-FG FG-FGA	3-PT FG-FGA	FT-FTA	REBOUNDS OF	DE	TOT	PF	TP	A	TO	BLK	S	MIN
24	DIANE,Mamadi	f	3-5	2-3	2-2	1	4	5	0	10	0	2	0	0	33
33	CAIN,Jason	f	3-5	0-0	0-0	4	2	6	3	6	2	1	0	0	20
21	SOROYE,Tunji	c	4-8	0-0	1-1	3	2	5	1	9	1	0	2	1	24
02	REYNOLDS,J.R.	g	9-13	5-7	5-6	3	4	7	4	28	1	3	0	2	30
44	SINGLETARY,Sean	g	9-15	2-4	3-5	1	5	6	1	23	9	1	0	0	33
01	HARRIS,Will		0-2	0-0	0-0	0	1	1	0	0	0	0	1	0	9
11	MIKALAUSKAS,Laurynas		0-1	0-0	2-2	0	3	3	2	2	1	1	2	0	14
12	TUCKER,Jamil		0-0	0-0	0-0	0	0	0	0	0	0	0	0	0	10
30	JOSEPH,Adrian		1-6	0-3	2-2	0	4	4	1	4	1	0	0	0	20
31	BURNS,Andy		0-0	0-0	0-0	0	0	0	0	0	0	0	0	0	1
34	PETTINELLA,Ryan		0-0	0-0	0-0	0	0	0	1	0	0	0	0	0	1
45	TAT,Soloman		1-1	0-0	0-0	0	0	0	1	2	1	0	0	0	3
55	MEYINSSE,Jerome		0-0	0-0	0-0	0	0	0	0	0	0	0	0	0	2
	TEAM					3	1	4							
	Totals		30-56	9-17	15-18	15	26	41	14	84	16	8	5	3	200

TOTAL FG% 1st Half: 15-28 53.6% 2nd Half: 15-28 53.6% Game: 53.6% DEADB
3-Pt. FG% 1st Half: 5-9 55.6% 2nd Half: 4-8 50.0% Game: 52.9% REBS
F Throw % 1st Half: 10-12 83.3% 2nd Half: 5-6 83.3% Game: 83.3% 1

Officials: Tom Lopes, Hal Husk, Sean Singletary
Technical fouls: Albany-None. Virginia-None.
Attendance:

Score by Periods	1st	2nd	Total
Albany	25	32	57
Virginia	45	39	84

ID-535466
Points in the paint-ALBANY 20,VA 30. Points off turnovers-ALBANY 9,VA 10.
2nd chance points-ALBANY 4,VA 16. Fast break points-ALBANY 0,VA 15.
Bench points-ALBANY 8,VA 8. Score tied-0 times. Lead changed-0 times.
Last FG-ALBANY 2nd-01:37, VA 2nd-00:47.
Largest lead-ALBANY None, VA by 30 2nd-15:05.

Official Basketball Box Score -- GAME TOTALS -- FINAL STATISTICS
Tennessee vs Virginia
3/18/07 12:10 PM ET at Nationwide Arena - Columbus, Ohio

VISITORS: Tennessee 24-10

##	Player		TOT-FG FG-FGA	3-PT FG-FGA	FT-FTA	REBOUNDS OF	DE	TOT	PF	TP	A	TO	BLK	S	MIN
04	CHISM,Wayne	f	3-5	2-2	5-9	1	4	5	5	13	0	2	0	0	18
23	BRADSHAW,Dane	f	1-5	1-2	0-2	0	3	3	3	3	5	1	0	2	23
02	SMITH,JaJuan	g	6-13	3-7	1-1	1	1	2	2	16	2	2	0	3	32
05	LOFTON,Chris	g	4-16	3-9	9-10	1	2	3	2	20	2	1	0	1	33
12	SMITH,Ramar	g	1-4	0-2	5-8	1	5	6	5	7	1	5	0	0	32
15	HOWELL,Jordan		0-1	0-1	0-0	0	0	0	0	0	1	1	0	0	10
25	TABB,Josh		1-2	0-1	0-0	1	1	2	3	2	0	2	0	0	13
32	CREWS,Duke		3-4	0-0	0-0	1	1	2	3	6	0	1	0	1	18
34	CHILDRESS,Ryan		3-4	2-2	2-2	4	4	8	2	10	1	1	0	0	21
	TEAM					2	6	8							
	Totals		22-54	11-26	22-32	12	27	39	25	77	12	16	0	7	200

TOTAL FG% 1st Half: 10-29 34.5% 2nd Half: 12-25 48.0% Game: 40.7% DEADB
3-Pt. FG% 1st Half: 6-16 37.5% 2nd Half: 5-10 50.0% Game: 42.3% REBS
F Throw % 1st Half: 9-16 56.3% 2nd Half: 13-16 81.3% Game: 68.8% 7,1

HOME TEAM: Virginia 21-11

##	Player		TOT-FG FG-FGA	3-PT FG-FGA	FT-FTA	REBOUNDS OF	DE	TOT	PF	TP	A	TO	BLK	S	MIN
24	DIANE,Mamadi	f	0-4	0-4	0-0	0	1	1	4	0	0	1	1	1	33
33	CAIN,Jason	f	0-1	0-0	9-10	1	4	5	4	9	0	1	0	1	30
21	SOROYE,Tunji	c	0-2	0-0	2-2	1	2	3	2	2	0	0	3	1	21
02	REYNOLDS,J.R.	g	8-16	4-11	6-6	0	1	1	2	26	0	3	0	1	34
44	SINGLETARY,Sean	g	4-14	1-7	10-12	1	5	6	4	19	5	6	0	1	39
01	HARRIS,Will		0-0	0-0	0-0	0	0	0	0	0	0	0	0	0	1
11	MIKALAUSKAS,Laurynas		0-0	0-0	3-4	0	3	3	4	3	0	0	0	0	7
12	TUCKER,Jamil		1-2	1-1	0-0	0	0	0	2	3	0	0	0	0	6
30	JOSEPH,Adrian		4-7	1-3	1-2	2	3	5	3	10	0	0	1	0	23
34	PETTINELLA,Ryan		0-0	0-0	0-0	0	0	0	0	0	0	0	0	0	1
45	TAT,Soloman		1-2	0-0	0-0	0	3	3	1	2	0	1	0	0	5
	TEAM					1	1	2							
	Totals		18-48	7-26	31-36	6	23	29	26	74	5	12	5	5	200

TOTAL FG% 1st Half: 10-24 41.7% 2nd Half: 8-24 33.3% Game: 37.5% DEADB
3-Pt. FG% 1st Half: 5-13 38.5% 2nd Half: 2-13 15.4% Game: 26.9% REBS
F Throw % 1st Half: 13-15 86.7% 2nd Half: 18-21 85.7% Game: 86.1% 1

Officials: John Higgins, Paul Janssen, Hal Lusk
Technical fouls: Tennessee-None. Virginia-None.
Attendance:

Score by Periods	1st	2nd	Total
Tennessee	35	42	77
Virginia	38	36	74

ID-535488
Points in the paint-UT 18,VA 14. Points off turnovers-UT 13,VA 24.
2nd chance points-UT 8,VA 5. Fast break points-UT 7,VA 4.
Bench points-UT 18,VA 18. Score tied-3 times. Lead changed-3 times.
Last FG-UT 2nd-02:31, VA 2nd-00:12.
Largest lead-UT by 10 2nd-13:06, VA by 11 1st-04:30.

Official Basketball Box Score -- Game Totals -- Final Statistics
Virginia vs Florida
3/16/12 1:10 PM CT at CenturyLink Center, Omaha, Nebraska

Virginia 45 • 22-10

##	Player		Total FG-FGA	3-Ptr FG-FGA	FT-FTA	Rebounds Off	Def	Tot	PF	TP	A	TO	Blk	Stl	Min
23	Scott, Mike	f	6-10	0-0	3-4	0	6	6	3	15	1	3	0	3	32
25	Mitchell, Akil	f	2-5	0-0	0-2	1	4	5	0	4	1	0	0	0	32
01	Evans, Jontel	g	4-6	0-0	0-0	0	1	1	2	8	5	3	0	0	38
12	Harris, Joe	g	2-9	0-5	3-4	0	3	3	2	7	0	1	1	0	35
13	Zeglinski, Sammy	g	3-11	2-10	0-0	0	4	4	4	8	5	3	0	2	37
00	Browman, Doug		0-0	0-0	0-0	0	1	1	0	0	0	2	0	0	2
02	Jesperson, Paul		1-5	1-3	0-0	1	0	1	1	3	0	0	1	0	19
32	Atkins, Darion		0-1	0-0	0-0	0	0	0	3	0	0	1	0	0	5
	Team					0	2	2							
	Totals		18-47	3-18	6-10	2	21	23	15	45	12	13	1	5	200

FG % 1st Half: 9-24 37.5% 2nd half: 9-23 39.1% Game: 18-47 38.3%
3FG % 1st Half: 0-7 0.0% 2nd half: 3-11 27.3% Game: 3-18 16.7%
FT % 1st Half: 4-6 66.7% 2nd half: 2-4 50.0% Game: 6-10 60.0%
Deadball Rebounds 1

Florida 71 • 24-10

##	Player		Total FG-FGA	3-Ptr FG-FGA	FT-FTA	Rebounds Off	Def	Tot	PF	TP	A	TO	Blk	Stl	Min
33	Murphy, Erik	f	2-6	1-5	0-0	1	2	3	2	5	1	3	0	1	24
04	Young, Patric	c	6-6	0-0	1-2	3	4	7	3	13	1	1	0	0	22
01	Boynton, Kenny	g	3-10	0-5	2-3	0	5	5	1	8	2	3	0	2	27
11	Walker, Erving	g	3-8	0-2	3-4	0	4	4	1	9	2	2	0	1	31
23	Beal, Bradley	g	5-8	1-4	3-4	3	8	11	1	14	1	2	0	1	32
03	Rosario, Mike		1-4	0-3	1-2	0	1	1	0	3	2	1	0	0	12
05	Wilbekin, Scottie		1-2	1-2	0-0	0	1	1	0	3	2	0	0	1	22
24	Prather, Casey		6-7	1-1	1-2	2	2	4	2	14	0	0	0	0	22
34	Larson, Cody		0-0	0-0	0-0	0	0	0	0	0	0	0	0	0	6
35	Pitchford, Walter		1-2	0-1	0-0	0	0	0	0	2	0	0	0	0	2
	Team					0	3	3							
	Totals		28-53	4-23	11-17	9	30	39	10	71	11	12	0	6	200

FG % 1st Half: 12-30 40.0% 2nd half: 16-23 69.6% Game: 28-53 52.8%
3FG % 1st Half: 1-15 6.7% 2nd half: 3-8 37.5% Game: 4-23 17.4%
FT % 1st Half: 5-7 71.4% 2nd half: 6-10 60.0% Game: 11-17 64.7%
Deadball Rebounds 1

Officials: John Higgins, John Gaffney, and Timothy Kitts
Technical fouls: Virginia-None. Florida-None.
Attendance:

Score by periods	1st	2nd	Total
Virginia	22	23	45
Florida	30	41	71

Points	In Paint	Off T/O	2nd Chance	Fast Break	Bench
VIRGINIA	24	9	0	2	3
FLORIDA	44	18	12	2	22

Last FG - VIRGINIA 2nd-00:49, FLORIDA 2nd-00:14.
Largest lead - VIRGINIA by 8 1st-14:43, FLORIDA by 26 2nd-04:56.
Score tied - 0 times.
Lead changed - 1 time.

Official Basketball Box Score -- Game Totals -- Final Statistics
Coastal Carolina vs Virginia
3/21/14 9:15 p.m. at Raleigh, N.C. (PNC Arena)

Coastal Carolina 59 • 21-13

##	Player		Total FG-FGA	3-Ptr FG-FGA	FT-FTA	Rebounds Off	Def	Tot	PF	TP	A	TO	Blk	Stl	Min
00	GILLIS, Warren	*	5-7	0-0	3-4	0	5	5	5	13	2	3	0	2	34
03	CAMERON, Josh	*	1-5	0-2	0-0	0	1	1	2	2	5	1	0	1	16
11	NDIEGUENE, El Hadji	*	2-5	0-0	1-2	0	4	4	3	5	2	1	1	0	23
22	WILSON, Elijah	*	2-13	2-7	0-0	2	3	5	2	6	1	0	0	0	36
23	DIAGNE, Badou	*	4-9	2-4	4-6	1	5	6	3	14	1	0	0	0	33
05	SMITH, Eric		2-4	2-3	0-0	0	2	2	1	6	0	1	0	1	24
12	ENANGA, Michael		1-1	1-1	0-0	0	2	2	1	3	2	1	0	0	10
13	LJESKOVIC, Uros		1-2	0-0	0-0	0	0	0	1	2	0	1	1	0	10
21	CURTIS, Trisitan		1-1	1-1	0-0	0	0	0	0	3	0	0	0	0	9
30	RAY-ST CYR, Colton		2-2	1-1	0-2	0	1	1	1	5	0	0	0	1	3
55	BUFFKIN, Kyle		0-1	0-0	0-0	0	0	0	0	0	0	0	0	0	2
	Team					2	0	2							
	Totals		21-50	9-19	8-14	5	23	28	19	59	13	8	2	5	200

FG % 1st Half: 13-25 52.0% 2nd half: 8-25 32.0% Game: 21-50 42.0%
3FG % 1st Half: 5-10 50.0% 2nd half: 4-9 44.4% Game: 9-19 47.4%
FT % 1st Half: 4-6 66.7% 2nd half: 4-8 50.0% Game: 8-14 57.1%
Deadball Rebounds 2

Virginia 70 • 29-6

##	Player		Total FG-FGA	3-Ptr FG-FGA	FT-FTA	Rebounds Off	Def	Tot	PF	TP	A	TO	Blk	Stl	Min
10	Mike Tobey	*	1-2	0-0	0-0	0	2	2	1	2	0	0	0	0	15
12	Joe Harris	*	3-8	2-6	3-4	0	3	3	3	11	3	0	0	1	30
15	Malcolm Brogdon	*	2-8	1-3	9-10	0	5	5	3	14	5	0	0	2	37
23	London Perrantes	*	3-4	3-4	3-3	0	1	1	1	12	6	0	1	0	36
25	Akil Mitchell	*	2-2	0-0	0-0	0	6	6	4	4	1	1	2	0	24
01	Justin Anderson		0-2	0-1	0-0	0	2	2	0	0	1	1	0	1	14
05	Teven Jones		0-0	0-0	0-0	0	0	0	0	0	0	0	0	0	1
11	Evan Nolte		3-4	2-3	0-0	0	1	1	0	8	0	0	0	0	11
13	Anthony Gill		7-10	0-0	3-6	0	5	5	3	17	0	3	2	0	29
30	Thomas Rogers		0-0	0-0	0-0	0	0	0	0	0	0	1	0	0	1
32	Darion Atkins		0-0	0-0	2-2	0	0	0	1	2	0	1	0	0	2
	Team					0	3	3							
	Totals		21-40	8-17	20-25	0	28	28	16	70	16	7	5	4	200

FG % 1st Half: 8-20 40.0% 2nd half: 13-20 65.0% Game: 21-40 52.5%
3FG % 1st Half: 2-7 28.6% 2nd half: 6-10 60.0% Game: 8-17 47.1%
FT % 1st Half: 12-15 80.0% 2nd half: 8-10 80.0% Game: 20-25 80.0%
Deadball Rebounds 1

Officials: Verne Harris, Dwayne Gladden, Jose Carrion
Technical fouls: Coastal Carolina-None. Virginia-None.
Attendance: 17472
Fouled out: Coastal: #0 Gillis, W at 2:10 in 2nd half

Score by periods	1st	2nd	Total
Coastal Carolina	35	24	59
Virginia	30	40	70

Points	In Paint	Off T/O	2nd Chance	Fast Break	Bench
COASTA	14	7	5	7	19
VA	22	11	0	2	27

Last FG - COASTAL 2nd-00:13, VA 2nd-02:26.
Largest lead - COASTAL by 10 1st-04:25, VA by 16 2nd-01:43.
Score tied - 4 times.
Lead changed - 8 times.

Official Basketball Box Score -- Game Totals -- Final Statistics
Memphis vs Virginia
3/23/14 8:40 p.m. at Raleigh, N.C. (PNC Arena)

Memphis 60 • 23-10

##	Player		Total FG-FGA	3-Ptr FG-FGA	FT-FTA	Rebounds Off	Def	Tot	PF	TP	A	TO	Blk	Stl	Min
02	GOODWIN, Shaq	f	3-8	0-0	1-4	1	5	6	2	7	4	1	2	0	32
04	NICHOLS, Austin	f	7-12	0-0	1-4	0	2	2	0	15	1	1	0	0	26
01	JACKSON, Joe	g	3-6	1-1	0-0	0	1	1	1	7	3	2	0	1	30
03	CRAWFORD, Chris	g	1-7	1-6	0-0	1	2	3	3	3	1	0	0	0	26
55	JOHNSON, Geron	g	3-7	0-2	5-8	2	3	5	3	11	2	1	0	2	31
00	WILSON, Damien		0-1	0-0	0-0	0	0	0	0	0	1	0	0	0	5
05	KING, Nick		3-7	0-0	2-3	2	1	3	2	8	1	0	0	3	13
11	DIXON JR., Michael		2-8	1-4	0-0	0	0	0	1	5	2	1	0	1	21
12	PELLOM, David		1-2	0-0	0-2	2	2	4	2	2	1	0	0	0	11
23	IVERSON, Kuran		1-1	0-0	0-0	0	1	1	0	2	0	0	1	0	3
32	DRAPER, Trey		0-0	0-0	0-0	0	0	0	0	0	0	0	0	0	1
42	MCDOWELL, Jake		0-0	0-0	0-0	0	0	0	0	0	0	0	0	0	1
	Team					0	3	3							
	Totals		24-59	3-13	9-21	8	20	28	14	60	16	6	3	7	200

FG % 1st Half: 8-30 26.7% 2nd half: 16-29 55.2% Game: 24-59 40.7%
3FG % 1st Half: 1-9 11.1% 2nd half: 2-4 50.0% Game: 3-13 23.1%
FT % 1st Half: 3-4 75.0% 2nd half: 6-17 35.3% Game: 9-21 42.9%

Deadball Rebounds 5

Virginia 78 • 30-6

##	Player		Total FG-FGA	3-Ptr FG-FGA	FT-FTA	Rebounds Off	Def	Tot	PF	TP	A	TO	Blk	Stl	Min
12	Joe Harris	f	6-10	2-5	2-4	0	5	5	2	16	1	2	0	0	31
25	Akil Mitchell	f	2-2	0-0	0-0	0	5	5	2	4	1	3	0	2	22
10	Mike Tobey	c	5-8	1-1	0-0	1	5	6	2	11	0	0	2	0	24
15	Malcolm Brogdon	g	4-8	0-0	2-2	0	2	2	1	10	4	2	0	0	30
23	London Perrantes	g	3-7	2-4	0-0	0	0	0	1	8	2	0	0	0	33
01	Justin Anderson		4-8	0-1	2-3	2	2	4	1	10	4	2	2	0	21
05	Teven Jones		0-2	0-0	0-0	0	0	0	1	0	0	0	0	0	3
11	Evan Nolte		1-1	0-0	4-4	0	1	1	4	6	0	0	0	0	10
13	Anthony Gill		5-7	0-0	3-3	1	7	8	1	13	1	0	2	1	19
30	Thomas Rogers		0-0	0-0	0-0	0	0	0	1	0	0	0	0	0	2
32	Darion Atkins		0-1	0-0	0-0	1	0	1	0	0	0	1	0	0	5
	Team					1	7	8							
	Totals		30-54	5-11	13-16	6	34	40	16	78	13	10	6	3	200

FG % 1st Half: 14-25 56.0% 2nd half: 16-29 55.2% Game: 30-54 55.6%
3FG % 1st Half: 2-6 33.3% 2nd half: 3-5 60.0% Game: 5-11 45.5%
FT % 1st Half: 5-7 71.4% 2nd half: 8-9 88.9% Game: 13-16 81.3%

Deadball Rebounds 1

Officials: Mike Roberts, Don Daily, Lamar Simpson
Technical fouls: Memphis-None. Virginia-None.
Attendance: 18712

Score by periods	1st	2nd	Total
Memphis	20	40	**60**
Virginia	35	43	**78**

Points	In Paint	Off T/O	2nd Chance	Fast Break	Bench
MEM	42	12	8	18	17
VA	40	8	7	12	29

Last FG - MEM 2nd-00:21, VA 2nd-01:06.
Largest lead - MEM by 4 1st-17:54, VA by 27 2nd-03:08.

Score tied - 4 times.
Lead changed - 7 times.

Official Basketball Box Score -- Game Totals -- Final Statistics
Michigan State vs Virginia
03/28/14 10:07pm at Madison Square Garden, New York, NY

Michigan State 61 • 29-8

##	Player		Total FG-FGA	3-Ptr FG-FGA	FT-FTA	Rebounds Off	Def	Tot	PF	TP	A	TO	Blk	Stl	Min
05	PAYNE, ADREIAN	f	5-12	2-5	4-4	0	5	5	2	16	2	1	2	1	32
22	DAWSON, BRANDEN	f	9-16	0-0	6-8	3	7	10	0	24	1	0	0	1	34
11	APPLING, KEITH	g	1-3	0-1	0-1	1	2	3	4	2	2	1	0	0	29
14	HARRIS, GARY	g	2-5	0-2	2-3	1	1	2	4	6	3	1	1	0	29
45	VALENTINE, DENZEL	g	1-4	1-2	0-0	0	5	5	2	3	3	2	0	1	35
00	BYRD, RUSSELL		0-0	0-0	0-0	1	0	1	0	0	0	0	0	0	0
03	ELLIS III, ALVIN		0-0	0-0	0-0	0	0	0	0	0	0	1	0	0	2
10	COSTELLO, MATT		1-1	0-0	0-0	0	1	1	3	2	0	2	1	0	4
20	TRICE, TRAVIS		1-4	1-3	2-2	0	1	1	0	5	1	1	0	2	25
30	KAMINSKI, KENNY		1-2	1-1	0-0	0	1	1	1	3	1	0	0	0	6
34	SCHILLING, GAVIN		0-0	0-0	0-0	0	0	0	0	0	0	0	0	0	4
	Team					1	2	3				1			
	Totals		21-47	5-14	14-18	7	25	32	16	61	13	10	4	5	200

FG % 1st Half: 11-23 47.8% 2nd half: 10-24 41.7% Game: 21-47 44.7%
3FG % 1st Half: 3-8 37.5% 2nd half: 2-6 33.3% Game: 5-14 35.7%
FT % 1st Half: 6-7 85.7% 2nd half: 8-11 72.7% Game: 14-18 77.8%

Deadball Rebounds 2

Virginia 59 • 30-7

##	Player		Total FG-FGA	3-Ptr FG-FGA	FT-FTA	Rebounds Off	Def	Tot	PF	TP	A	TO	Blk	Stl	Min
10	Mike Tobey	f	2-4	0-0	0-0	0	1	1	3	4	0	0	0	0	10
25	Akil Mitchell	f	2-7	0-0	0-0	3	3	6	2	4	0	0	2	0	28
12	Joe Harris	g	6-14	2-7	3-5	0	3	3	3	17	3	1	0	1	32
15	Malcolm Brogdon	g	4-14	2-4	7-8	1	4	5	1	17	3	1	0	3	36
23	London Perrantes	g	2-6	1-3	2-2	0	2	2	1	7	4	2	0	1	36
01	Justin Anderson		1-4	1-4	0-0	0	3	3	3	3	0	0	1	0	21
05	Teven Jones		0-0	0-0	0-0	0	0	0	1	0	0	0	0	0	0+
11	Evan Nolte		1-2	0-0	0-0	2	3	5	0	2	0	1	0	0	15
13	Anthony Gill		1-5	0-0	1-2	0	1	1	2	3	0	1	1	0	19
32	Darion Atkins		1-1	0-0	0-0	2	1	3	0	2	0	0	0	0	3
	Team					6	0	6							
	Totals		20-57	6-18	13-17	14	21	35	16	59	10	6	4	5	200

FG % 1st Half: 11-29 37.9% 2nd half: 9-28 32.1% Game: 20-57 35.1%
3FG % 1st Half: 3-10 30.0% 2nd half: 3-8 37.5% Game: 6-18 33.3%
FT % 1st Half: 2-4 50.0% 2nd half: 11-13 84.6% Game: 13-17 76.5%

Deadball Rebounds 2

Officials: L.Douglas Sirmons, James Breeding, Brian O'Connell
Technical fouls: Michigan State-None. Virginia-None.
Attendance: 19314
2014 NCAA Division I Men's Basketball East Regional Semifinal

Score by periods	1st	2nd	Total
Michigan State	31	30	**61**
Virginia	27	32	**59**

Points	In Paint	Off T/O	2nd Chance	Fast Break	Bench
MIST	30	5	4	3	10
VA	22	7	11	2	10

Last FG - MIST 2nd-00:50, VA 2nd-00:02.
Largest lead - MIST by 10 1st-09:45, VA by 4 2nd-14:29.

Score tied - 7 times.
Lead changed - 4 times.

Official Basketball Box Score -- Game Totals -- Final Statistics
Belmont vs Virginia
03/20/15 3:27 p.m. at Time Warner Cable Arena (Charlotte,N.C.)

Belmont 67 • 22-11

##	Player		Total FG-FGA	3-Ptr FG-FGA	FT-FTA	Rebounds Off	Def	Tot	PF	TP	A	TO	Blk	Stl	Min
32	EGEKEZE, Amanze	f	3-5	0-1	2-2	1	3	4	4	8	0	1	0	1	20
35	BRADDS, Evan	f	4-8	0-1	2-2	1	5	6	2	10	1	3	0	0	33
20	BARNETTE, Taylor	g	3-9	1-7	0-0	0	1	1	3	7	2	1	0	0	33
22	CHAMBERLAIN, Reece	g	2-5	1-3	1-2	1	1	2	4	6	4	3	0	3	32
23	BRADSHAW, Craig	g	10-19	5-9	0-0	1	8	9	3	25	1	2	0	0	37
01	LUKE, Austin		0-2	0-0	0-0	1	0	1	1	0	2	0	0	0	8
02	SMITH, Nick		2-5	1-3	0-0	0	0	0	0	5	0	1	1	0	16
04	MOBLEY, Holden		0-0	0-0	0-0	0	0	0	3	0	0	0	0	0	3
05	CHOWBAY, Caleb		0-0	0-0	0-0	0	0	0	0	0	0	0	0	0	0+
11	TURNER, Spencer		0-0	0-0	0-0	0	0	0	0	0	0	0	0	0	1
21	SAMPSON, Burton		0-0	0-0	0-0	0	0	0	0	0	0	0	0	0	0+
25	MERCER, Mack		3-4	0-1	0-0	1	1	2	1	6	1	1	1	0	12
31	LESTER, Josh		0-0	0-0	0-0	0	0	0	0	0	0	0	0	0	0+
41	HADDEN, Tyler		0-0	0-0	0-0	0	0	0	0	0	0	0	0	0	0+
43	LAIDIG, Jeff		0-0	0-0	0-0	0	1	1	1	0	1	0	0	0	5
	Team					0	3	3							
	Totals		27-57	8-25	5-6	6	23	29	22	67	12	12	2	4	200

FG % 1st Half: 13-29 44.8% 2nd half: 14-28 50.0% Game: 27-57 47.4%
3FG % 1st Half: 5-12 41.7% 2nd half: 3-13 23.1% Game: 8-25 32.0%
FT % 1st Half: 1-1 100.0 2nd half: 4-5 80.0% Game: 5-6 83.3%

Deadball Rebounds 1

Virginia 79 • 30-3

##	Player		Total FG-FGA	3-Ptr FG-FGA	FT-FTA	Rebounds Off	Def	Tot	PF	TP	A	TO	Blk	Stl	Min
11	Evan Nolte	f	0-4	0-3	0-0	1	3	4	1	0	2	0	0	1	32
13	Anthony Gill	f	4-6	0-0	8-11	2	1	3	2	16	2	1	1	1	30
05	Darion Atkins	c	5-11	0-0	0-0	6	1	7	2	10	2	1	1	1	23
15	Malcolm Brogdon	g	6-17	4-9	6-6	0	5	5	1	22	1	2	0	0	37
32	London Perrantes	g	4-7	1-3	0-0	1	4	5	3	9	3	1	1	0	31
01	Justin Anderson		4-6	1-2	6-7	0	5	5	1	15	1	1	0	1	26
04	Marial Shayok		2-3	0-0	1-1	0	1	1	0	5	0	1	0	1	11
10	Mike Tobey		1-2	0-0	0-0	1	1	2	0	2	0	0	0	0	5
21	Isaiah Wilkins		0-1	0-0	0-0	0	2	2	0	0	0	0	0	0	5
	Team					0	1	1							
	Totals		26-57	6-17	21-25	11	24	35	10	79	11	7	3	5	200

FG % 1st Half: 16-34 47.1% 2nd half: 10-23 43.5% Game: 26-57 45.6%
3FG % 1st Half: 5-12 41.7% 2nd half: 1-5 20.0% Game: 6-17 35.3%
FT % 1st Half: 3-4 75.0% 2nd half: 18-21 85.7% Game: 21-25 84.0%

Deadball Rebounds 1

Officials: Mark Whitehead, Keith Kimble, Gene Steratore
Technical fouls: Belmont-None. Virginia-None.
Attendance: 16551

Score by periods	1st	2nd	Total
Belmont	32	35	**67**
Virginia	40	39	**79**

Points	In Paint	Off T/O	2nd Chance	Fast Break	Bench
BEL	36	13	8	10	11
VA	32	19	11	8	22

Last FG - BEL 2nd-00:37, VA 2nd-00:51.
Largest lead - BEL by 6 1st-14:06, VA by 14 2nd-15:22.
BEL led for 07:17. VA led for 32:07. Game was tied for 00:36.

Score tied - 1 time.
Lead changed - 4 times.

Official Basketball Box Score -- Game Totals -- Final Statistics
Michigan State vs Virginia
03/22/15 12:10 p.m. at Time Warner Cable Arena (Charlotte,N.C.)

Michigan State 60 • 25-11

##	Player		Total FG-FGA	3-Ptr FG-FGA	FT-FTA	Rebounds Off	Def	Tot	PF	TP	A	TO	Blk	Stl	Min
22	Dawson, Branden	f	5-9	0-0	5-9	2	7	9	0	15	0	2	4	1	34
34	Schilling, Gavin	f	1-2	0-0	2-4	0	2	2	3	4	0	0	2	0	17
11	Nairn Jr., Lourawls	g	0-0	0-0	1-2	0	2	2	4	1	0	0	0	0	17
20	Trice, Travis	g	7-15	4-8	5-6	0	2	2	1	23	3	1	0	1	39
45	Valentine, Denzel	g	1-6	1-2	1-2	1	3	4	4	4	4	1	0	0	21
00	Clark Jr., Marvin		0-1	0-1	1-2	1	1	2	1	1	0	0	0	0	11
03	Ellis III, Alvin		0-2	0-0	1-4	1	0	1	2	1	0	0	0	1	11
05	Forbes, Bryn		2-3	1-1	2-2	0	3	3	1	7	0	2	0	0	27
10	Costello, Matt		1-2	0-0	2-2	2	3	5	3	4	0	0	1	1	23
	Team					0	2	2							
	Totals		17-40	6-12	20-33	7	25	32	19	60	7	6	7	4	200

FG % 1st Half: 9-20 45.0% 2nd half: 8-20 40.0% Game: 17-40 42.5%
3FG % 1st Half: 3-6 50.0% 2nd half: 3-6 50.0% Game: 6-12 50.0%
FT % 1st Half: 2-6 33.3% 2nd half: 18-27 66.7% Game: 20-33 60.6%

Deadball Rebounds 8

Virginia 54 • 30-4

##	Player		Total FG-FGA	3-Ptr FG-FGA	FT-FTA	Rebounds Off	Def	Tot	PF	TP	A	TO	Blk	Stl	Min
01	Justin Anderson	f	2-7	0-4	4-7	0	1	1	2	8	0	2	1	0	25
13	Anthony Gill	f	3-9	0-0	5-8	4	2	6	5	11	1	0	0	0	30
05	Darion Atkins	c	4-10	0-0	2-2	7	7	14	4	10	0	0	2	0	29
15	Malcolm Brogdon	g	3-12	1-6	2-2	1	2	3	1	9	1	2	0	2	36
32	London Perrantes	g	2-10	0-4	1-2	1	4	5	0	5	2	1	0	0	38
04	Marial Shayok		1-4	1-2	3-4	0	2	2	1	6	1	0	0	0	15
10	Mike Tobey		1-3	0-0	1-1	3	1	4	1	3	0	0	0	0	12
11	Evan Nolte		1-2	0-1	0-0	1	0	1	4	2	1	0	0	0	15
	Team					1	2	3							
	Totals		17-57	2-17	18-26	18	21	39	18	54	6	5	3	2	200

FG % 1st Half: 8-30 26.7% 2nd half: 9-27 33.3% Game: 17-57 29.8%
3FG % 1st Half: 1-7 14.3% 2nd half: 1-10 10.0% Game: 2-17 11.8%
FT % 1st Half: 1-2 50.0% 2nd half: 17-24 70.8% Game: 18-26 69.2%

Deadball Rebounds 5

Officials: Mark Whitehead, Bryan Kersey, Joe Lindsay
Technical fouls: Michigan State-None. Virginia-None.
Attendance:

Score by periods	1st	2nd	Total
Michigan State	23	37	**60**
Virginia	18	36	**54**

Points	In Paint	Off T/O	2nd Chance	Fast Break	Bench
MSU	20	7	8	9	13
VA	24	3	17	2	11

Last FG - MSU 2nd-02:51, VA 2nd-00:03.
Largest lead - MSU by 12 2nd-15:10, VA by 2 1st-18:59.
MSU led for 38:12. VA led for 00:18. Game was tied for 01:30.

Score tied - 1 time.
Lead changed - 1 time.

Official Basketball Box Score -- Game Totals -- Final Statistics
Hampton vs Virginia
3/17/16 3:10pm at Raleigh, NC

Hampton 45 • 21-11

##	Player		Total FG-FGA	3-Ptr FG-FGA	FT-FTA	Rebounds Off	Def	Tot	PF	TP	A	TO	Blk	Stl	Min
03	Chievous,Quinton	*	7-13	2-4	1-2	1	2	3	1	17	0	0	0	1	31
04	Cooks,Lawrence	*	0-3	0-1	2-2	2	5	7	3	2	2	0	0	0	33
14	Darden,Brian	*	3-11	1-6	0-0	0	2	2	0	7	0	0	0	0	36
32	Adams,Dionte	*	0-2	0-0	0-0	1	0	1	1	0	0	1	0	0	20
34	Johnson,Jr,Reginald	*	4-13	0-6	2-2	1	0	1	1	10	2	3	0	0	37
12	Miller,Imani		0-0	0-0	0-0	0	0	0	1	0	0	0	0	0	3
15	Aughburns,Branden		0-1	0-0	0-0	0	0	0	0	0	0	0	0	0	1
22	Barnes,Trevond		0-1	0-0	0-0	1	0	1	0	0	0	0	0	0	3
25	Mitchell,Akim		0-0	0-0	0-0	0	2	2	1	0	0	0	0	0	6
30	Pressley,Jervon		2-6	0-0	1-2	1	7	8	3	5	0	3	0	0	18
31	Wilson-Fisher,Charle		1-3	0-1	2-2	0	1	1	0	4	0	0	0	0	7
50	Fisher,Kalin		0-3	0-1	0-0	0	0	0	0	0	0	0	0	0	5
	Team					2	3	5							
	Totals		17-56	3-19	8-10	9	22	31	11	45	4	7	0	1	200

FG % 1st Half: 8-27 29.6% 2nd half: 9-29 31.0% Game: 17-56 30.4%
3FG % 1st Half: 2-11 18.2% 2nd half: 1-8 12.5% Game: 3-19 15.8%
FT % 1st Half: 3-4 75.0% 2nd half: 5-6 83.3% Game: 8-10 80.0%

Deadball Rebounds 1

Virginia 81 • 27-7

##	Player		Total FG-FGA	3-Ptr FG-FGA	FT-FTA	Rebounds Off	Def	Tot	PF	TP	A	TO	Blk	Stl	Min
00	Hall,Devon	*	0-2	0-2	0-0	0	3	3	2	0	2	1	0	0	26
13	Gill,Anthony	*	8-13	0-0	3-3	2	5	7	2	19	4	1	0	2	27
15	Brogdon,Malcolm	*	4-9	2-5	1-1	1	1	2	1	11	4	0	0	1	28
21	Wilkins,Isaiah	*	3-4	0-0	0-2	2	2	4	0	6	2	1	2	0	17
32	Perrantes,London	*	4-9	4-8	0-0	0	4	4	2	12	4	0	0	0	30
04	Shayok,Marial		4-6	2-3	0-0	0	1	1	2	10	2	2	0	0	12
10	Tobey,Mike		4-6	0-0	0-0	0	6	6	4	8	0	0	3	0	15
11	Nolte,Evan		2-5	2-4	0-0	0	3	3	1	6	0	0	1	1	16
24	Kirven,Caid		0-0	0-0	0-0	0	1	1	0	0	0	0	0	0	2
31	Reuter,Jarred		0-0	0-0	0-0	0	0	0	0	0	1	0	0	0	3
33	Salt,Jack		1-1	0-0	1-2	0	0	0	0	3	0	0	0	0	3
34	Jones,Jeff		0-1	0-1	0-0	0	0	0	0	0	0	0	0	0	2
51	Thompson,Darius		2-2	2-2	0-0	0	0	0	0	6	1	0	1	0	19
	Team					1	5	6							
	Totals		32-58	12-25	5-8	6	31	37	14	81	20	5	7	4	200

FG % 1st Half: 16-28 57.1% 2nd half: 16-30 53.3% Game: 32-58 55.2%
3FG % 1st Half: 7-13 53.8% 2nd half: 5-12 41.7% Game: 12-25 48.0%
FT % 1st Half: 1-1 100.0 2nd half: 4-7 57.1% Game: 5-8 62.5%

Deadball Rebounds 1

Officials: Eric Curry, Earl Walton, Bill McCarthy
Technical fouls: Hampton-None. Virginia-None.
Attendance:

Score by periods	1st	2nd	Total
Hampton	21	24	**45**
Virginia	40	41	**81**

Points	In Paint	Off T/O	2nd Chance	Fast Break	Bench
HAMM	20	4	8	6	9
VA	26	9	13	4	33

Last FG - HAMM 2nd-02:13, VA 2nd-01:10.
Largest lead - HAMM by 4 1st-17:32, VA by 36 2nd-01:10.
HAMM led for 05:23. VA led for 34:04. Game was tied for 00:33.

Score tied - 0 times.
Lead changed - 2 times.

Official Basketball Box Score -- Game Totals -- Final Statistics
Butler vs Virginia
3/19/16 7:10pm at Raleigh, NC

Butler 69 • 22-11

##	Player		Total FG-FGA	3-Ptr FG-FGA	FT-FTA	Rebounds Off	Def	Tot	PF	TP	A	TO	Blk	Stl	Min
04	Wideman, Tyler	*	2-4	0-0	1-2	1	2	3	2	5	1	2	1	0	16
21	Jones, Roosevelt	*	6-16	0-0	6-8	3	2	5	4	18	2	0	0	2	33
24	Dunham, Kellen	*	3-8	2-7	0-0	0	0	0	0	8	2	1	0	1	38
30	Martin, Kelan	*	2-8	0-2	2-2	0	5	5	2	6	0	0	0	1	31
45	Chrabascz, Andrew	*	9-13	4-4	3-5	0	2	2	2	25	0	1	0	1	35
00	Etherington, Austin		2-3	1-1	0-0	0	3	3	5	5	2	0	0	2	27
01	Lewis, Tyler		1-1	0-0	0-0	0	2	2	1	2	0	0	0	0	9
05	Gathers, Jordan		0-1	0-1	0-0	0	1	1	1	0	2	0	0	0	11
	Team					0	1	1							
	Totals		25-54	7-15	12-17	4	18	22	17	69	9	4	1	7	200

FG % 1st Half: 10-22 45.5% 2nd half: 15-32 46.9% Game: 25-54 46.3%
3FG % 1st Half: 2-5 40.0% 2nd half: 5-10 50.0% Game: 7-15 46.7%
FT % 1st Half: 3-6 50.0% 2nd half: 9-11 81.8% Game: 12-17 70.6%

Deadball Rebounds 3,1

Virginia 77 • 28-7

##	Player		Total FG-FGA	3-Ptr FG-FGA	FT-FTA	Rebounds Off	Def	Tot	PF	TP	A	TO	Blk	Stl	Min
00	Hall,Devon	*	2-6	0-2	0-0	0	5	5	2	4	0	3	0	0	30
13	Gill,Anthony	*	7-9	0-0	5-6	1	7	8	2	19	1	0	0	0	34
15	Brogdon,Malcolm	*	8-14	0-3	6-6	1	4	5	2	22	5	2	1	2	39
21	Wilkins,Isaiah	*	1-2	0-0	0-0	1	2	3	1	2	1	0	1	0	16
32	Perrantes,London	*	2-7	1-3	3-4	0	4	4	2	8	3	3	0	1	38
04	Shayok,Marial		4-9	1-2	3-5	0	3	3	1	12	1	0	0	0	25
10	Tobey,Mike		5-5	0-0	0-0	2	0	2	2	10	0	0	0	0	9
11	Nolte,Evan		0-0	0-0	0-0	0	0	0	0	0	0	0	0	0	6
51	Thompson,Darius		0-0	0-0	0-0	0	0	0	1	0	0	1	0	0	3
	Team					1	1	2							
	Totals		29-52	2-10	17-21	6	26	32	13	77	11	9	2	3	200

FG % 1st Half: 10-26 38.5% 2nd half: 19-26 73.1% Game: 29-52 55.8%
3FG % 1st Half: 1-5 20.0% 2nd half: 1-5 20.0% Game: 2-10 20.0%
FT % 1st Half: 2-2 100.0 2nd half: 15-19 78.9% Game: 17-21 81.0%

Deadball Rebounds 2,1

Officials: Joseph DeRosa, Jeff Clark, Gene Steratore
Technical fouls: Butler-None. Virginia-None.
Attendance:
Fouled Out: Butler: #0 Etherington, A. @ 0:12.8 in 2nd half

Score by periods	1st	2nd	Total
Butler	25	44	**69**
Virginia	23	54	**77**

Points	In Paint	Off T/O	2nd Chance	Fast Break	Bench
BUTLER	32	14	9	6	7
VA	42	5	12	4	22

Last FG - BUTLER 2nd-01:12, VA 2nd-01:28.
Largest lead - BUTLER by 5 2nd-15:58, VA by 9 2nd-05:56.
BUTLER led for 13:52. VA led for 17:48. Game was tied for 08:20.

Score tied - 11 times.
Lead changed - 11 times.

Official Basketball Box Score -- Game Totals -- Final Statistics
IOWA STATE vs VIRGINIA
3/25/16 6:10 PM at United Center Chicago, IL

IOWA STATE 71 • 23-12

##	Player		Total FG-FGA	3-Ptr FG-FGA	FT-FTA	Rebounds Off	Def	Tot	PF	TP	A	TO	Blk	Stl	Min
1	McKay, Jameel	f	2-2	0-0	0-0	1	3	4	2	4	1	1	0	1	26
2	Nader, Abdel	f	1-5	1-2	1-2	0	5	5	4	4	0	0	1	1	32
11	Morris, Monte	g	5-12	0-3	0-2	0	1	1	2	10	8	1	0	0	40
21	Thomas, Matt	g	4-8	2-5	2-2	0	2	2	2	12	2	0	0	0	37
31	Niang, Georges	g	11-20	3-7	5-7	0	8	8	4	30	4	5	0	1	34
00	Carter, Simeon		0-0	0-0	0-0	0	0	0	0	0	0	0	0	0	0+
3	Cooke, Hallice		0-0	0-0	0-0	0	3	3	1	0	1	1	0	0	11
30	Burton, Deonte		4-5	1-1	2-2	0	0	0	4	11	0	3	1	3	20
	Team					1	0	1				1			
	Totals		27-52	7-18	10-15	2	22	24	19	71	16	12	2	6	200

FG % 1st Half: 10-23 43.5% 2nd half: 17-29 58.6% Game: 27-52 51.9%
3FG % 1st Half: 6-11 54.5% 2nd half: 1-7 14.3% Game: 7-18 38.9%
FT % 1st Half: 5-6 83.3% 2nd half: 5-9 55.6% Game: 10-15 66.7%

Deadball Rebounds 2

VIRGINIA 84 • 29-7

##	Player		Total FG-FGA	3-Ptr FG-FGA	FT-FTA	Rebounds Off	Def	Tot	PF	TP	A	TO	Blk	Stl	Min
13	Anthony Gill	f	8-10	0-0	7-10	1	7	8	2	23	1	2	1	2	28
21	Isaiah Wilkins	f	6-9	0-0	0-3	1	3	4	2	12	3	2	2	0	22
0	Devon Hall	g	1-3	1-2	2-2	0	2	2	2	5	7	0	1	0	27
15	Malcolm Brogdon	g	4-13	0-2	4-4	0	2	2	2	12	5	0	1	2	37
32	London Perrantes	g	2-5	2-4	0-0	0	2	2	3	6	9	0	0	2	39
10	Mike Tobey		8-12	0-1	2-3	4	3	7	2	18	0	0	0	0	20
11	Evan Nolte		0-0	0-0	0-0	0	0	0	0	0	0	1	0	1	1
24	Caid Kirven		0-0	0-0	0-0	0	0	0	0	0	0	0	0	0	0+
31	Jarred Reuter		0-0	0-0	0-0	0	0	0	0	0	0	0	0	0	0+
33	Jack Salt		0-0	0-0	0-0	0	0	0	0	0	0	0	0	0	0+
34	Jeff Jones		0-0	0-0	0-0	0	0	0	0	0	0	1	0	0	0+
4	Marial Shayok		2-4	0-1	1-2	0	5	5	0	5	0	2	0	0	22
51	Darius Thompson		1-1	1-1	0-0	0	0	0	0	3	1	0	0	1	4
	Team					1	2	3							
	Totals		32-57	4-11	16-24	7	26	33	13	84	26	8	5	8	200

FG % 1st Half: 17-28 60.7% 2nd half: 15-29 51.7% Game: 32-57 56.1%
3FG % 1st Half: 4-9 44.4% 2nd half: 0-2 0.0% Game: 4-11 36.4%
FT % 1st Half: 7-8 87.5% 2nd half: 9-16 56.3% Game: 16-24 66.7%

Deadball Rebounds 4

Officials: Randy McCall, Brian Dorsey, Tim Clougherty
Technical fouls: IOWA STATE-None. VIRGINIA-None.
Attendance:

Score by periods	1st	2nd	Total
IOWA STATE	31	40	**71**
VIRGINIA	45	39	**84**

Points	In Paint	Off T/O	2nd Chance	Fast Break	Bench
ISU	36	7	3	2	11
VA	52	15	12	8	26

Last FG - ISU 2nd-00:14, VA 2nd-01:12.
Largest lead - ISU None, VA by 17 1st-11:35.
ISU led for 00:00. VA led for 39:35. Game was tied for 00:25.

Score tied - 0 times.
Lead changed - 0 times.

Official Basketball Box Score -- Game Totals -- Final Statistics
SYRACUSE vs VIRGINIA
3/27/16 5:09 pm at United Center Chicago, IL

SYRACUSE 68 • 23-13

##	Player		Total FG-FGA	3-Ptr FG-FGA	FT-FTA	Rebounds Off	Def	Tot	PF	TP	A	TO	Blk	Stl	Min
21	Tyler Roberson	f	4-6	0-0	2-2	4	4	8	5	10	0	2	0	2	34
23	Malachi Richardson	f	6-16	3-7	8-9	3	4	7	3	23	0	3	0	2	36
32	DaJuan Coleman	c	0-3	0-0	3-4	3	4	7	2	3	0	0	2	0	14
0	Michael Gbinije	g	4-13	0-4	3-6	0	4	4	3	11	6	2	0	2	39
10	Trevor Cooney	g	4-11	0-1	0-0	0	2	2	0	8	3	0	0	4	36
1	Franklin Howard		0-1	0-1	2-2	0	0	0	2	2	1	0	0	1	9
20	Tyler Lydon		3-7	3-5	2-2	2	4	6	0	11	0	0	5	0	32
	Team					0	2	2				1			
	Totals		21-57	6-18	20-25	12	24	36	15	68	10	8	7	11	200

FG % 1st Half: 8-26 30.8% 2nd half: 13-31 41.9% Game: 21-57 36.8%
3FG % 1st Half: 1-9 11.1% 2nd half: 5-9 55.6% Game: 6-18 33.3%
FT % 1st Half: 4-7 57.1% 2nd half: 16-18 88.9% Game: 20-25 80.0%

Deadball Rebounds 2

VIRGINIA 62 • 29-8

##	Player		Total FG-FGA	3-Ptr FG-FGA	FT-FTA	Rebounds Off	Def	Tot	PF	TP	A	TO	Blk	Stl	Min
13	Anthony Gill	f	4-4	0-0	2-2	0	3	3	3	10	1	2	2	1	24
21	Isaiah Wilkins	f	0-3	0-0	0-0	2	3	5	3	0	3	0	1	0	23
0	Devon Hall	g	1-5	0-2	0-1	0	4	4	1	2	5	2	1	1	33
15	Malcolm Brogdon	g	2-14	1-6	7-7	1	6	7	3	12	7	2	1	1	37
32	London Perrantes	g	6-12	6-10	0-0	0	3	3	2	18	1	3	0	0	33
10	Mike Tobey		5-8	0-0	0-0	2	2	4	2	10	1	1	2	0	18
11	Evan Nolte		0-2	0-2	0-0	0	1	1	1	0	1	0	0	0	13
4	Marial Shayok		0-1	0-0	1-2	0	2	2	0	1	1	1	0	0	6
51	Darius Thompson		4-4	1-1	0-0	0	1	1	1	9	1	2	1	0	13
	Team					3	1	4							
	Totals		22-53	8-21	10-12	8	26	34	16	62	21	13	8	3	200

FG % 1st Half: 12-25 48.0% 2nd half: 10-28 35.7% Game: 22-53 41.5%
3FG % 1st Half: 5-11 45.5% 2nd half: 3-10 30.0% Game: 8-21 38.1%
FT % 1st Half: 6-7 85.7% 2nd half: 4-5 80.0% Game: 10-12 83.3%

Deadball Rebounds 1,1

Officials: John Higgins, Mike Roberts, John Gaffney
Technical fouls: SYRACUSE-None. VIRGINIA-None.
Attendance: 20155

Score by periods	1st	2nd	Total
SYRACUSE	21	47	**68**
VIRGINIA	35	27	**62**

Points	In Paint	Off T/O	2nd Chance	Fast Break	Bench
SU	28	15	10	10	13
VA	28	2	6	10	20

Last FG - SU 2nd-03:27, VA 2nd-01:49.
Largest lead - SU by 6 1st-14:43, VA by 16 2nd-19:48.
SU led for 10:26. VA led for 26:14. Game was tied for 03:20.

Score tied - 2 times.
Lead changed - 2 times.

Official Basketball Box Score -- Game Totals -- Final Statistics
UNC Wilmington vs Virginia
3/16/17 12:40 p.m. at Orlando, Fla. (Amway Center)

UNC Wilmington 71 • 29-6

##	Player		Total FG-FGA	3-Ptr FG-FGA	FT-FTA	Rebounds Off	Def	Tot	PF	TP	A	TO	Blk	Stl	Min
15	CACOK, Devontae	f	5-6	0-0	2-2	6	9	15	3	12	1	3	1	0	33
00	MOSLEY, Ambrose	g	5-5	4-4	0-0	1	4	5	3	14	1	0	0	1	35
01	FLEMMINGS, Chris	g	7-16	2-9	2-3	3	6	9	3	18	4	3	1	1	38
10	INGRAM, Denzel	g	6-15	4-9	1-2	0	2	2	2	17	3	1	0	1	36
12	BRYCE, C.J.	g	2-11	0-2	4-7	1	2	3	2	8	1	0	0	0	37
04	TALLEY, Jordon		0-7	0-2	2-2	0	2	2	5	2	5	1	0	1	16
05	FORNES, Jaylen		0-0	0-0	0-0	0	0	0	1	0	0	0	0	0	0+
13	OGBODO, Chuck		0-0	0-0	0-0	0	0	0	0	0	0	1	0	0	2
21	BRYAN, Marcus		0-1	0-0	0-1	2	1	3	1	0	0	0	0	0	3
	Team					1	0	1							
	Totals		25-61	10-26	11-17	14	26	40	20	71	15	9	2	4	200

FG % 1st Half: 10-28 35.7% 2nd half: 15-33 45.5% Game: 25-61 41.0%
3FG % 1st Half: 6-12 50.0% 2nd half: 4-14 28.6% Game: 10-26 38.5%
FT % 1st Half: 3-5 60.0% 2nd half: 8-12 66.7% Game: 11-17 64.7%

Deadball Rebounds 1,1

Virginia 76 • 23-10

##	Player		Total FG-FGA	3-Ptr FG-FGA	FT-FTA	Rebounds Off	Def	Tot	PF	TP	A	TO	Blk	Stl	Min
32	PERRANTES, London	f	9-14	2-4	4-5	1	1	2	2	24	3	1	0	1	33
33	SALT, Jack	c	1-1	0-0	1-2	1	1	2	3	3	0	0	1	0	16
00	HALL, Devon	g	2-7	0-2	2-2	2	5	7	4	6	3	2	0	1	30
05	GUY, Kyle	g	2-4	1-2	0-0	0	3	3	3	5	1	1	0	0	25
51	THOMPSON, Darius	g	2-6	0-1	6-12	0	4	4	1	10	1	0	4	1	34
04	SHAYOK, Marial		8-14	3-5	4-4	0	3	3	1	23	1	1	0	2	30
11	JEROME, Ty		2-5	1-2	0-0	0	2	2	4	5	0	1	0	0	22
21	WILKINS, Isaiah		0-0	0-0	0-0	0	1	1	1	0	0	0	0	0	5
25	DIAKITE, Mamadi		0-1	0-1	0-0	0	2	2	0	0	0	2	0	0	5
	Team					2	5	7							
	Totals		26-52	7-17	17-25	6	27	33	19	76	9	8	5	5	200

FG % 1st Half: 12-24 50.0% 2nd half: 14-28 50.0% Game: 26-52 50.0%
3FG % 1st Half: 3-10 30.0% 2nd half: 4-7 57.1% Game: 7-17 41.2%
FT % 1st Half: 3-4 75.0% 2nd half: 14-21 66.7% Game: 17-25 68.0%

Deadball Rebounds 1

Officials: Pat Adams, Karl Hess, Bill Ek
Technical fouls: UNC Wilmington-None. Virginia-None.
Attendance: 15037
2017 NCAA Men's Basketball Championship
First Round - Orlando, FL

Score by periods	1st	2nd	Total
UNC Wilmington	29	42	**71**
Virginia	30	46	**76**

Points	In Paint	Off T/O	2nd Chance	Fast Break	Bench
UNCW	26	14	18	5	2
VA	30	10	7	2	28

Last FG - UNCW 2nd-00:53, VA 2nd-00:25.
Largest lead - UNCW by 15 1st-07:25, VA by 10 2nd-07:57.
UNCW led for 15:38. VA led for 20:36. Game was tied for 03:46.

Score tied - 6 times.
Lead changed - 8 times.

Official Basketball Box Score -- Game Totals -- Final Statistics
Virginia vs Florida
3/18/17 8:50 p.m. at Orlando, Fla. (Amway Center)

Virginia 39 • 23-11

##	Player		Total FG-FGA	3-Ptr FG-FGA	FT-FTA	Rebounds Off	Def	Tot	PF	TP	A	TO	Blk	Stl	Min
25	DIAKITE, Mamadi	f	4-8	0-0	1-1	4	2	6	4	9	0	1	1	0	29
32	PERRANTES, London	f	2-12	0-4	2-2	0	1	1	0	6	3	4	0	0	32
33	SALT, Jack	c	4-5	0-0	0-0	2	8	10	2	8	0	1	1	1	26
00	HALL, Devon	g	0-3	0-1	0-0	1	0	1	5	0	1	2	0	0	18
51	THOMPSON, Darius	g	3-7	0-2	0-0	1	1	2	2	6	3	1	0	1	35
04	SHAYOK, Marial		2-9	1-3	2-2	0	2	2	3	7	0	1	1	1	21
05	GUY, Kyle		0-4	0-2	0-0	0	1	1	0	0	0	0	0	0	17
11	JEROME, Ty		0-4	0-3	0-0	0	5	5	1	0	1	1	0	0	17
31	REUTER, Jarred		1-2	0-0	1-2	0	0	0	0	3	0	0	0	1	5
	Team					1	3	4							
	Totals		16-54	1-15	6-7	9	23	32	17	39	8	11	3	4	200

FG % 1st Half: 8-28 28.6% 2nd half: 8-26 30.8% Game: 16-54 29.6%
3FG % 1st Half: 1-7 14.3% 2nd half: 0-8 0.0% Game: 1-15 6.7%
FT % 1st Half: 0-0 0.0% 2nd half: 6-7 85.7% Game: 6-7 85.7%

Deadball Rebounds 0

Florida 65 • 26-8

##	Player		Total FG-FGA	3-Ptr FG-FGA	FT-FTA	Rebounds Off	Def	Tot	PF	TP	A	TO	Blk	Stl	Min
01	ROBINSON, Devin	f	5-8	2-4	2-5	0	11	11	0	14	0	1	0	0	31
23	LEON, Justin	f	4-8	3-6	3-3	1	9	10	2	14	0	0	0	0	25
13	HAYES, Kevarrius	c	3-3	0-0	1-2	1	1	2	0	7	0	1	0	0	25
00	HILL, Kasey	g	1-4	0-2	1-2	1	0	1	4	3	2	2	0	1	24
05	ALLEN, Kevaughn	g	2-10	0-4	0-0	0	0	0	0	4	1	0	0	1	26
02	HESTER, Eric		0-0	0-0	0-0	0	0	0	0	0	0	0	0	0	2
11	CHIOZZA, Chris		3-8	1-2	0-0	0	4	4	2	7	5	1	0	2	28
12	GAK, Gorjok		3-3	0-0	0-2	2	0	2	0	6	0	1	0	0	10
24	BARRY, Canyon		1-4	1-2	4-4	0	1	1	1	7	2	1	1	1	17
25	STONE, Keith		1-2	1-1	0-0	0	0	0	0	3	0	2	0	1	11
32	RIMMER, Schuyler		0-0	0-0	0-0	0	1	1	1	0	0	0	0	0	1
	Team					2	2	4				1			
	Totals		23-50	8-21	11-18	7	29	36	10	65	10	10	1	6	200

FG % 1st Half: 12-27 44.4% 2nd half: 11-23 47.8% Game: 23-50 46.0%
3FG % 1st Half: 2-9 22.2% 2nd half: 6-12 50.0% Game: 8-21 38.1%
FT % 1st Half: 5-5 100.0 2nd half: 6-13 46.2% Game: 11-18 61.1%

Deadball Rebounds 4,1

Officials: Doug Shows, Terry Wymer, Larry Scirotto
Technical fouls: Virginia-None. Florida-None.
Attendance: 17308
2017 NCAA Men's Basketball Championship
Second Round - Orlando, Fla.

Score by periods	1st	2nd	Total
Virginia	17	22	**39**
Florida	31	34	**65**

Points	In Paint	Off T/O	2nd Chance	Fast Break	Bench
VA	28	5	11	2	10
UF	26	10	11	2	23

Last FG - VA 2nd-02:26, UF 2nd-03:41.
Largest lead - VA by 4 1st-17:53, UF by 29 2nd-03:41.
VA led for 05:28. UF led for 29:51. Game was tied for 04:41.

Score tied - 5 times.
Lead changed - 1 time.

Official Basketball Box Score -- Game Totals -- Final Statistics
UMBC vs Virginia
03/16/18 9:20 p.m. at Charlotte, N.C. (Spectrum Center)

UMBC 74 • 25-10

##	Player		Total FG-FGA	3-Ptr FG-FGA	FT-FTA	Rebounds Off	Def	Tot	PF	TP	A	TO	Blk	Stl	Min
30	Akin,Daniel	f	1-3	0-0	0-0	1	0	1	2	2	1	1	0	0	22
33	Lamar,Arkel	f	5-9	2-4	0-2	1	9	10	3	12	3	2	0	0	31
10	Lyles,Jairus	g	9-11	3-4	7-9	0	4	4	2	28	3	4	0	0	39
11	Maura,KJ	g	3-6	2-3	2-2	0	3	3	2	10	3	2	0	2	40
13	Sherburne,Joe	g	5-11	3-8	1-1	0	6	6	3	14	2	0	0	0	29
05	Grant,Jourdan		3-6	2-4	0-0	0	4	4	1	8	2	1	0	0	27
23	Curran,Max		0-2	0-1	0-0	1	1	2	0	0	2	0	0	0	10
35	Gerrity,Nolan		0-0	0-0	0-0	0	1	1	0	0	0	0	0	0	2
	Team					1	1	2				2			
	Totals		26-48	12-24	10-14	4	29	33	13	74	16	12	0	2	200

FG % 1st Half: 7-20 35.0% 2nd half: 19-28 67.9% Game: 26-48 54.2%
3FG % 1st Half: 5-12 41.7% 2nd half: 7-12 58.3% Game: 12-24 50.0%
FT % 1st Half: 2-4 50.0% 2nd half: 8-10 80.0% Game: 10-14 71.4%

Deadball Rebounds 3

Virginia 54 • 31-3

##	Player		Total FG-FGA	3-Ptr FG-FGA	FT-FTA	Rebounds Off	Def	Tot	PF	TP	A	TO	Blk	Stl	Min
21	Wilkins,Isaiah	f	3-7	1-2	0-0	4	1	5	5	7	1	0	0	1	24
33	Salt,Jack	c	0-1	0-0	0-2	0	4	4	0	0	0	0	0	0	21
00	Hall,Devon	g	1-9	0-6	0-0	0	1	1	3	2	1	0	0	0	28
05	Guy,Kyle	g	7-11	0-2	1-2	1	3	4	2	15	1	2	0	2	40
11	Jerome,Ty	g	6-16	2-9	1-1	0	3	3	4	15	2	3	0	4	39
23	Johnson,Nigel		4-10	1-3	0-0	0	1	1	0	9	0	0	0	1	24
25	Diakite,Mamadi		2-2	0-0	2-3	0	3	3	2	6	0	2	1	0	24
	Team					0	1	1							
	Totals		23-56	4-22	4-8	5	17	22	16	54	5	7	1	8	200

FG % 1st Half: 9-23 39.1% 2nd half: 14-33 42.4% Game: 23-56 41.1%
3FG % 1st Half: 1-9 11.1% 2nd half: 3-13 23.1% Game: 4-22 18.2%
FT % 1st Half: 2-5 40.0% 2nd half: 2-3 66.7% Game: 4-8 50.0%

Deadball Rebounds 3,2

Officials: Tim Nestor, Tony Greene, Todd Austin
Technical fouls: UMBC-None. Virginia-None.
Attendance: 17943

Score by periods	1st	2nd	Total
UMBC	21	53	**74**
Virginia	21	33	**54**

Points	In Paint	Off T/O	2nd Chance	Fast Break	Bench
UMBC	28	8	6	11	8
VA	34	9	9	4	15

Last FG - UMBC 2nd-00:46, VA 2nd-01:03.
Largest lead - UMBC by 20 2nd-01:17, VA by 6 1st-06:32.
UMBC led for 21:44. VA led for 12:01. Game was tied for 06:15.

Score tied - 3 times.
Lead changed - 3 times.

Official Basketball Box Score -- Game Totals -- Final Statistics
Gardner-Webb vs Virginia
03/22/19 3:10 pm at Columbia, SC (Colonial Life Arena)

Gardner-Webb 56 • 23-12

##	Player		Total FG-FGA	3-Ptr FG-FGA	FT-FTA	Rebounds Off	Def	Tot	PF	TP	A	TO	Blk	Stl	Min
25	DJ Laster	f	5-14	0-5	0-0	1	2	3	3	10	0	3	2	0	32
01	Jaheam Cornwall	g	1-4	0-2	0-0	0	2	2	1	2	2	0	0	0	31
05	Jose Perez	g	7-10	4-6	1-2	0	3	3	2	19	3	2	0	1	35
10	Nate Johnson	g	2-7	0-2	0-0	2	5	7	2	4	3	3	0	2	34
11	David Efianayi	g	4-11	4-7	0-0	0	1	1	2	12	1	4	0	1	34
02	Eric Jamison		1-2	0-0	2-2	0	1	1	2	4	0	2	0	1	17
03	Justin Jenkins		1-1	1-1	0-0	0	0	0	0	3	0	0	0	0	1
04	Christian Turner		0-0	0-0	0-0	0	1	1	1	0	1	1	0	0	9
14	Brandon Miller		1-1	0-0	0-0	0	0	0	3	2	0	1	0	0	7
	Team					2	1	3							
	Totals		22-50	9-23	3-4	5	16	21	16	56	10	16	2	5	200

FG % 1st Half: 15-28 53.6% 2nd half: 7-22 31.8% Game: 22-50 44.0%
3FG % 1st Half: 4-9 44.4% 2nd half: 5-14 35.7% Game: 9-23 39.1%
FT % 1st Half: 2-2 100.0 2nd half: 1-2 50.0% Game: 3-4 75.0%

Deadball Rebounds 1

Virginia 71 • 30-3

##	Player		Total FG-FGA	3-Ptr FG-FGA	FT-FTA	Rebounds Off	Def	Tot	PF	TP	A	TO	Blk	Stl	Min
33	Jack Salt	c	0-0	0-0	0-0	1	0	1	1	0	0	2	0	0	5
00	Kihei Clark	g	1-5	1-3	0-0	1	4	5	1	3	4	3	0	3	36
05	Kyle Guy	g	2-8	1-5	3-5	2	4	6	0	8	1	1	1	1	39
11	Ty Jerome	g	5-10	2-6	1-2	0	3	3	2	13	6	4	0	3	37
12	De'Andre Hunter	g	9-16	2-6	3-3	1	5	6	0	23	1	1	2	0	36
01	Francesco Badocchi		0-0	0-0	0-0	0	0	0	0	0	0	0	0	0	1
02	Braxton Key		2-2	1-1	0-0	2	1	3	3	5	0	1	0	2	11
10	Jayden Nixon		0-0	0-0	0-0	0	0	0	0	0	0	0	0	0	1
23	Kody Stattmann		0-0	0-0	0-0	0	0	0	1	0	0	1	0	0	1
24	Marco Anthony		0-0	0-0	0-0	0	0	0	0	0	0	0	0	0	1
25	Mamadi Diakite		8-10	0-0	1-3	4	5	9	0	17	0	2	0	0	27
30	Jay Huff		1-3	0-2	0-0	0	0	0	1	2	0	0	0	1	5
	Team					1	1	2							
	Totals		28-54	7-23	8-13	12	23	35	9	71	12	15	3	10	200

FG % 1st Half: 12-24 50.0% 2nd half: 16-30 53.3% Game: 28-54 51.9%
3FG % 1st Half: 2-9 22.2% 2nd half: 5-14 35.7% Game: 7-23 30.4%
FT % 1st Half: 4-6 66.7% 2nd half: 4-7 57.1% Game: 8-13 61.5%

Deadball Rebounds 3

Officials: DG Nelson,Marques Pettigrew,Brian O'Connell
Technical fouls: Gardner-Webb-None. Virginia-None.
Attendance: 15417
2018-19 Men's Basketball. Round: 0. Gardner-Webb vs Virginia. Played at .

Score by periods	1st	2nd	Total
Gardner-Webb	36	20	**56**
Virginia	30	41	**71**

Points	In Paint	Off T/O	2nd Chance	Fast Break	Bench
GW	24	17	5	4	9
VA	32	14	19	3	24

Last FG - GW 2nd-00:19, VA 2nd-03:14.
Largest lead - GW by 14 1st-07:31, VA by 21 2nd-03:14.

Score tied - 3 times.
Lead changed - 1 time.

Official Basketball Box Score -- Game Totals -- Final Statistics
Oklahoma vs Virginia
03/24/19 7:45 pm at

Oklahoma 51 • 20-14

##	Player		Total FG-FGA	3-Ptr FG-FGA	FT-FTA	Rebounds Off	Def	Tot	PF	TP	A	TO	Blk	Stl	Min
21	Kristian Doolittle	f	4-10	0-0	0-0	1	4	5	3	8	2	2	1	1	37
35	Brady Manek	f	5-13	3-9	0-0	1	4	5	1	13	0	0	0	0	29
00	Christian James	g	4-13	3-8	2-2	0	5	5	2	13	3	1	0	1	36
01	Rashard Odomes	g	1-3	0-0	0-0	1	0	1	0	2	1	0	0	0	16
24	Jamal Bieniemy	g	3-7	1-2	0-0	0	2	2	1	7	2	2	0	0	33
02	Aaron Calixte		0-3	0-2	0-0	0	0	0	0	0	1	2	0	1	12
03	Miles Reynolds		1-1	0-0	3-4	2	5	7	2	5	0	0	0	0	25
04	Jamuni McNeace		0-1	0-0	0-0	0	0	0	0	0	0	0	0	0	2
05	Matt Freeman		1-1	1-1	0-0	0	1	1	1	3	0	0	0	0	10
44	Hannes Polla		0-0	0-0	0-0	0	0	0	0	0	0	0	0	0	0+
	Team					1	2	3							
	Totals		19-52	8-22	5-6	6	23	29	10	51	9	7	1	3	200

FG % 1st Half: 9-29 31.0% 2nd half: 10-23 43.5% Game: 19-52 36.5%
3FG % 1st Half: 4-12 33.3% 2nd half: 4-10 40.0% Game: 8-22 36.4%
FT % 1st Half: 0-0 0.0% 2nd half: 5-6 83.3% Game: 5-6 83.3%

Deadball Rebounds 0

Virginia 63 • 31-3

##	Player		Total FG-FGA	3-Ptr FG-FGA	FT-FTA	Rebounds Off	Def	Tot	PF	TP	A	TO	Blk	Stl	Min
25	Mamadi Diakite	f	7-9	0-1	0-1	2	7	9	1	14	0	1	3	1	28
00	Kihei Clark	g	3-5	1-2	2-2	0	2	2	1	9	2	2	0	0	33
05	Kyle Guy	g	2-15	0-10	0-0	0	5	5	0	4	3	0	0	0	37
11	Ty Jerome	g	5-10	2-3	0-0	0	2	2	1	12	3	0	0	3	40
12	De'Andre Hunter	g	4-9	2-5	0-0	1	2	3	5	10	0	0	1	1	30
02	Braxton Key		4-4	1-1	0-2	3	6	9	2	9	2	2	1	1	21
30	Jay Huff		2-3	1-2	0-0	0	3	3	0	5	0	0	1	0	9
33	Jack Salt		0-1	0-0	0-0	1	0	1	1	0	0	1	0	0	2
	Team					1	1	2							
	Totals		27-56	7-24	2-5	8	28	36	11	63	10	6	6	6	200

FG % 1st Half: 13-28 46.4% 2nd half: 14-28 50.0% Game: 27-56 48.2%
3FG % 1st Half: 3-10 30.0% 2nd half: 4-14 28.6% Game: 7-24 29.2%
FT % 1st Half: 2-5 40.0% 2nd half: 0-0 0.0% Game: 2-5 40.0%

Deadball Rebounds 1

Officials: Marques Pettigrew,Bo Boroski,Doug Shows
Technical fouls: Oklahoma-None. Virginia-None.
Attendance: 16332
2018-19 Men's Basketball. Round: 0. Oklahoma vs Virginia. Played at .

Score by periods	1st	2nd	Total
Oklahoma	22	29	**51**
Virginia	31	32	**63**

Points	In Paint	Off T/O	2nd Chance	Fast Break	Bench
OU	12	5	5	4	8
VA	32	6	11	0	14

Last FG - OU 2nd-01:35, VA 2nd-00:21.
Largest lead - OU by 4 1st-12:11, VA by 16 2nd-12:52.
OU led for 02:58. VA led for 35:45. Game was tied for 01:17.

Score tied - 1 time.
Lead changed - 2 times.

Official Basketball Box Score - Final
Oregon vs Virginia
03/28/19 KFC Yum! Center, Louisville, KY

Game Time: 10:34 PM
Game Duration: 1:57

Oregon - 49 • 25-13

##	Player		Total FG-FGA	3-Ptr FG-FGA	FT-FTA	Rebounds Off	Def	Tot	PF	TP	A	TO	Blk	Stl	Min
2	Louis King	F	5-12	4-8	2-2	1	3	4	2	16	0	3	0	0	29:05
13	Paul White	F	4-8	2-5	0-0	1	5	6	0	10	0	1	0	3	38:14
14	Kenny Wooten	F	1-2	0-0	0-0	1	4	5	2	2	1	1	1	1	37:41
33	Francis Okoro	F	1-2	0-0	0-0	1	1	2	0	2	0	0	0	0	11:50
3	Payton Pritchard	G	3-12	1-6	4-6	1	6	7	3	11	4	2	0	0	40:00
0	Will Richardson		0-1	0-1	0-0	0	1	1	2	0	2	2	0	0	23:44
4	Ehab Amin		3-8	2-5	0-0	0	4	4	5	8	1	1	0	1	19:26
Team						1	1	2				1			
Totals			17-45	9-25	6-8	6	25	31	14	49	8	11	1	5	200:00

FG % 1st: 9-21 42.9% 2nd: 8-24 33.3% Game: 17-45 37.8%
3PT % 1st: 4-10 40.0% 2nd: 5-15 33.3% Game: 9-25 36.0%
FT % 1st: 0-2 0.0% 2nd: 6-6 100.0% Game: 6-8 75.0%

DeadBall Rebounds 1, 1

Virginia - 53 • 32-3

##	Player		Total FG-FGA	3-Ptr FG-FGA	FT-FTA	Rebounds Off	Def	Tot	PF	TP	A	TO	Blk	Stl	Min
25	Mamadi Diakite	F	3-7	0-0	1-1	3	8	11	3	7	0	0	2	2	35:32
0	Kihei Clark	G	4-9	3-8	1-2	1	3	4	2	12	6	2	0	0	36:40
5	Kyle Guy	G	4-15	2-11	0-0	1	3	4	1	10	1	2	0	0	38:36
11	Ty Jerome	G	5-12	3-8	0-0	1	5	6	2	13	6	2	0	2	38:49
12	De'Andre Hunter	G	4-13	1-6	2-2	1	3	4	4	11	1	1	0	0	39:10
33	Jack Salt		0-0	0-0	0-0	0	1	1	1	0	0	0	0	0	02:53
2	Braxton Key		0-0	0-0	0-0	0	0	0	0	0	0	0	0	0	06:45
30	Jay Huff		0-0	0-0	0-0	1	0	1	0	0	0	1	0	0	01:35
Team						3	0	3				0			
Totals			20-56	9-33	4-5	11	23	34	13	53	14	8	2	4	200:00

FG % 1st: 12-33 36.4% 2nd: 8-23 34.8% Game: 20-56 35.7%
3PT % 1st: 5-18 27.8% 2nd: 4-15 26.7% Game: 9-33 27.3%
FT % 1st: 1-1 100.0% 2nd: 3-4 75.0% Game: 4-5 80.0%

DeadBall Rebounds 0, 0

Officials: Randy McCall, Lamar Simpson, Brian O'Connell
Technical fouls: Oregon - E.Amin. Virginia - M.Diakite.
Attendance: 19831

Score by periods	1st	2nd	Total
Oregon	22	27	**49**
Virginia	30	23	**53**

Points	In Paint	Off T/O	2nd Chance	Fast Break	Bench
ORE	14	11	10	2	8
VIR	18	10	8	0	0

Last FG - ORE 2nd-0:01. VIR 2nd - 0:00.
Largest lead - ORE by 6 1st - 7:01, VIR by 8 1st - 0:02
ORE led for 6:43. VIR led for 24:54. Game was tied for 08:23

Score tied - 5 times.
Lead changed - 5 times.

Official Basketball Box Score - Final
Purdue vs Virginia
03/30/19 KFC Yum! Center, Louisville, KY

Game Time: 8:49 PM
Game Duration: 2:19

Purdue - 75 • 26-10

##	Player		Total FG-FGA	3-Ptr FG-FGA	FT-FTA	Rebounds Off	Def	Tot	PF	TP	A	TO	Blk	Stl	Min
24	Grady Eifert	F	0-1	0-1	0-0	1	2	3	1	0	2	0	0	0	17:44
32	Matt Haarms	F	3-6	0-1	0-0	1	2	3	1	6	2	2	3	0	37:05
3	Carsen Edwards	G	14-25	10-19	4-4	0	2	2	3	42	0	4	0	0	44:17
14	Ryan Cline	G	2-7	2-5	1-2	0	3	3	2	7	1	0	0	0	43:35
20	Nojel Eastern	G	3-5	0-0	1-2	2	2	4	2	7	3	0	0	0	30:48
1	Aaron Wheeler		1-4	1-4	1-2	2	4	6	2	4	1	0	1	1	21:48
2	Eric Hunter Jr.		2-3	1-2	0-0	0	2	2	2	5	0	0	0	0	11:58
50	Trevion Williams		2-4	0-0	0-0	1	6	7	4	4	0	2	1	0	15:38
55	Sasha Stefanovic		0-0	0-0	0-0	0	0	0	0	0	0	0	0	0	02:07
Team						1	0	1				1			
Totals			27-55	14-32	7-10	8	23	31	17	75	9	9	5	1	225:00

FG % 1st: 10-25 40.0% 2nd: 15-24 62.5% OT: 2-6 33.3% Game: 27-55 49.1%
3PT % 1st: 8-19 42.1% 2nd: 6-12 50.0% OT: 0-1 0.0% Game: 14-32 43.8%
FT % 1st: 2-2 100.0% 2nd: 4-6 66.7% OT: 1-2 50.0% Game: 7-10 70.0%

DeadBall Rebounds 1, 0

Virginia - 80 • 33-3

##	Player		Total FG-FGA	3-Ptr FG-FGA	FT-FTA	Rebounds Off	Def	Tot	PF	TP	A	TO	Blk	Stl	Min
25	Mamadi Diakite	F	6-11	0-1	2-2	3	4	7	2	14	0	0	4	0	41:39
0	Kihei Clark	G	0-2	0-2	2-2	2	1	3	3	2	5	0	0	1	24:08
5	Kyle Guy	G	8-19	5-12	4-5	2	8	10	0	25	0	2	0	1	41:36
11	Ty Jerome	G	7-18	4-10	6-7	2	3	5	3	24	7	1	0	0	44:50
12	De'Andre Hunter	G	4-10	0-1	2-2	3	2	5	3	10	2	1	0	1	36:50
2	Braxton Key		0-2	0-1	0-0	0	0	0	0	0	0	0	0	1	01:55
33	Jack Salt		2-3	0-0	1-2	5	3	8	2	5	0	1	0	2	34:01
30	Jay Huff		0-0	0-0	0-0	0	0	0	0	0	0	0	0	0	00:01
Team						0	1	1				0			
Totals			27-65	9-27	17-20	17	22	39	13	80	14	5	4	6	225:00

FG % 1st: 12-29 41.4% 2nd: 13-32 40.6% OT: 2-4 50.0% Game: 27-65 41.5%
3PT % 1st: 2-12 16.7% 2nd: 7-14 50.0% OT: 0-1 0.0% Game: 9-27 33.3%
FT % 1st: 3-5 60.0% 2nd: 8-9 88.9% OT: 6-6 100.0% Game: 17-20 85.0%

DeadBall Rebounds 1, 0

Officials: Ron Groover, Tony Padilla, Bo Boroski
Technical fouls: Purdue - NONE Virginia - NONE
Attendance: 21623

Score by periods	1st	2nd	OT	Total
Purdue	30	40	5	**75**
Virginia	29	41	10	**80**

Points	In Paint	Off T/O	2nd Chance	Fast Break	Bench
PUR	22	10	10	4	13
UVA	26	7	18	0	5

Last FG - PUR OT1-0:42. UVA OT1 - 0:01.
Largest lead - PUR by 10 1st - 9:46, UVA by 8 2nd - 13:58
PUR led for 23:07. UVA led for 19:13. Game was tied for 02:40

Score tied - 5 times.
Lead changed - 9 times.

Official Basketball Box Score -- Game Totals -- Final Statistics
Auburn vs Virginia
04/06/19 5:09 pm at Minneapolis, Minn. (U.S. Bank Stadium)

Auburn 62 • 30-10

##	Player		Total FG-FGA	3-Ptr FG-FGA	FT-FTA	Rebounds Off	Def	Tot	PF	TP	A	TO	Blk	Stl	Min
03	Danjel Purifoy	f	2-7	0-4	3-4	2	3	5	1	7	0	0	0	1	29
24	Anfernee McLemore	f	3-4	1-2	2-2	1	11	12	3	9	0	0	1	1	29
01	Jared Harper	g	4-10	2-6	1-2	1	0	1	1	11	3	3	0	0	33
02	Bryce Brown	g	4-12	4-10	0-0	0	3	3	1	12	3	0	0	0	33
04	Malik Dunbar	g	0-4	0-3	0-0	1	1	2	2	0	0	0	0	0	10
00	Horace Spencer		1-1	0-0	0-0	1	0	1	1	2	2	0	0	1	11
10	Samir Doughty		4-10	2-5	3-4	1	4	5	2	13	0	0	0	0	28
12	J'Von McCormick		2-5	0-1	2-2	0	0	0	1	6	1	1	0	0	16
50	Austin Wiley		1-2	0-0	0-0	0	1	1	0	2	0	0	2	0	11
	Team					2	1	3				1			
	Totals		21-55	9-31	11-14	9	24	33	12	62	9	5	3	3	200

FG % 1st Half: 12-29 41.4% 2nd half: 9-26 34.6% Game: 21-55 38.2%
3FG % 1st Half: 3-14 21.4% 2nd half: 6-17 35.3% Game: 9-31 29.0%
FT % 1st Half: 4-4 100.0 2nd half: 7-10 70.0% Game: 11-14 78.6%

Deadball Rebounds 2

Virginia 63 • 34-3

##	Player		Total FG-FGA	3-Ptr FG-FGA	FT-FTA	Rebounds Off	Def	Tot	PF	TP	A	TO	Blk	Stl	Min
25	Mamadi Diakite	f	1-4	0-2	0-2	1	5	6	1	2	0	1	5	0	36
00	Kihei Clark	g	3-7	1-1	2-2	1	1	2	2	9	3	0	0	1	36
05	Kyle Guy	g	5-11	2-6	3-3	0	3	3	1	15	4	1	0	0	39
11	Ty Jerome	g	8-16	4-9	1-3	0	9	9	4	21	6	2	1	0	33
12	De'Andre Hunter	g	7-11	0-1	0-2	2	3	5	1	14	2	2	2	0	37
02	Braxton Key		1-1	0-0	0-0	0	2	2	1	2	0	0	1	0	10
33	Jack Salt		0-1	0-0	0-0	0	2	2	2	0	0	0	0	0	9
	Team					1	1	2				2			
	Totals		25-51	7-19	6-12	5	26	31	12	63	15	8	9	1	200

FG % 1st Half: 12-28 42.9% 2nd half: 13-23 56.5% Game: 25-51 49.0%
3FG % 1st Half: 3-9 33.3% 2nd half: 4-10 40.0% Game: 7-19 36.8%
FT % 1st Half: 1-3 33.3% 2nd half: 5-9 55.6% Game: 6-12 50.0%

Deadball Rebounds 3

Officials: James Breeding,Keith Kimble,Doug Sirmons
Technical fouls: Auburn-None. Virginia-None.
Attendance:
2018-19 Men's Basketball. Round: 0. Auburn vs Virginia. Played at .

Score by periods	1st	2nd	Total
Auburn	31	31	**62**
Virginia	28	35	**63**

Points	In Paint	Off T/O	2nd Chance	Fast Break	Bench
AU	22	8	11	4	23
VA	26	7	8	4	2

Last FG - AU 2nd-01:56, VA 2nd-00:07.
Largest lead - AU by 4 2nd-00:17, VA by 10 2nd-05:22.
AU led for 09:36. VA led for 26:37. Game was tied for 03:42.

Score tied - 5 times.
Lead changed - 10 times.

Official Basketball Box Score -- Game Totals -- Final Statistics

Texas Tech vs Virginia

04/08/19 8:20 pm at Minneapolis, Minn. (US Bank Stadium)

Texas Tech 77 • 31-7

##	Player		Total FG-FGA	3-Ptr FG-FGA	FT-FTA	Rebounds Off	Def	Tot	PF	TP	A	TO	Blk	Stl	Min
11	Tariq Owens	f	1-3	0-1	1-2	2	3	5	5	3	0	1	1	0	22
32	Norense Odiase	f	1-1	0-0	3-3	0	6	6	2	5	0	1	1	0	18
13	Matt Mooney	g	4-9	2-6	0-0	0	1	1	3	10	3	1	0	2	41
23	Jarrett Culver	g	5-22	0-6	5-6	5	4	9	3	15	5	3	1	2	41
25	Davide Moretti	g	5-10	3-6	2-2	0	2	2	3	15	0	1	0	2	40
00	Kyler Edwards		4-5	2-3	2-2	0	3	3	0	12	1	0	0	0	23
01	Brandone Francis		7-12	3-7	0-0	0	4	4	1	17	0	1	0	0	37
03	Deshawn Corprew		0-1	0-1	0-0	0	0	0	1	0	0	0	0	0	3
	Team					2	0	2							
	Totals		27-63	10-30	13-15	9	23	32	18	77	9	8	3	6	225

FG %	1st Half:	8-24	33.3%	2nd half:	15-28	53.6%	OT:	4-11	36.4%	Game:	27-63	42.9%
3FG %	1st Half:	5-12	41.7%	2nd half:	4-13	30.8%	OT:	1-5	20.0%	Game:	10-30	33.3%
FT %	1st Half:	8-10	80.0%	2nd half:	5-5	100.0	OT:	0-0	0.0%	Game:	13-15	86.7%

Deadball Rebounds 1

Virginia 85 • 35-3

##	Player		Total FG-FGA	3-Ptr FG-FGA	FT-FTA	Rebounds Off	Def	Tot	PF	TP	A	TO	Blk	Stl	Min
25	Mamadi Diakite	f	2-4	0-1	5-6	3	4	7	3	9	0	1	2	1	25
00	Kihei Clark	g	1-2	1-1	0-0	1	1	2	2	3	4	2	0	0	33
05	Kyle Guy	g	8-15	4-9	4-4	0	3	3	3	24	0	1	0	1	45
11	Ty Jerome	g	6-16	2-6	2-2	1	5	6	1	16	8	1	0	1	42
12	De'Andre Hunter	g	8-16	4-5	7-9	4	5	9	1	27	1	4	0	1	44
02	Braxton Key		2-5	0-1	2-2	2	8	10	3	6	2	1	1	0	29
30	Jay Huff		0-1	0-1	0-0	0	0	0	1	0	0	0	0	0	3
33	Jack Salt		0-0	0-0	0-0	0	1	1	1	0	0	1	0	0	4
	Team					0	1	1							
	Totals		27-59	11-24	20-23	11	28	39	15	85	15	11	3	4	225

FG %	1st Half:	12-29	41.4%	2nd half:	13-25	52.0%	OT:	2-5	40.0%	Game:	27-59	45.8%
3FG %	1st Half:	5-11	45.5%	2nd half:	5-12	41.7%	OT:	1-1	100.0	Game:	11-24	45.8%
FT %	1st Half:	3-4	75.0%	2nd half:	5-7	71.4%	OT:	12-12	100.0	Game:	20-23	87.0%

Deadball Rebounds 1

Officials: Terry Wymer,Michael Stephens,Ron Groover
Technical fouls: Texas Tech-None. Virginia-None.
Attendance: 72062
2018-19 Men's Basketball. Round: 0. Texas Tech vs Virginia. Played at .

Score by periods	1st	2nd	OT	Total
Texas Tech	29	39	9	**77**
Virginia	32	36	17	**85**

Points	In Paint	Off T/O	2nd Chance	Fast Break	Bench
TT	22	11	9	2	29
VA	16	10	16	2	6

Last FG - TT OT-00:08, VA OT-00:15.
Largest lead - TT by 4 1st-04:52, VA by 10 1st-09:54.
TT led for 07:33. VA led for 29:14. Game was tied for 08:13.

Score tied - 8 times.
Lead changed - 8 times.

0 KIHEI CLARK

Guard • 5-9 • 160
Junior
Woodland Hills, Calif. • Taft Charter

2020-21 HIGHLIGHTS

- Played 24 games, starting 22
- All-ACC honorable mention
- Named to Naismith Defensive Player of the Year Watch List
- All-ACC Preseason Second Team
- Bob Cousy Award Watch List
- Averaging 9.5 ppg, 2.0 rpg and 4.6 apg
- Shooting 41.6 percent from the field, 32.8 percent from 3-point range and 75.0 percent free throws
- Ranks third in the ACC in assists (110) and sixth in assist/turnover ratio (2.08)
- Dished out four or more assists in 15 games
- Scored in double figures in 14 games, recording season-high 19 points in two games
- Scored 14 points, going 9-for-12 from the free throw line, vs. Kent State (12/4/20)
- Had 19 points and added four assists vs. Gonzaga (12/26/20)
- Tied season high with 19 points, five assists and three rebounds at Notre Dame (12/30/20)
- Had 12 points and six assists vs. Notre Dame (1/13/21)
- Made game-winning basket and had eight assists vs. Georgia Tech (1/23/21)
- Dished out season-high nine assists vs. Syracuse (1/25/21)
- Scored 11 points, hitting a season high three 3-pointers, at Virginia Tech (1/30/21)
- Had 11 points and eight assists vs. Pitt (2/6/21)
- Scored 14 points, matched a career high with four 3-pointers, and had six assists at Georgia Tech (2/10/21)
- Had 15 points and season-high three steals at Duke (2/20/21)
- Scored 11 points with seven assists vs. NC State (2/24/21)
- Had 10 points with six assists vs. Syracuse in ACC quarterfinals (3/11/21)

2020-21 GAME-BY-GAME

Opponent	GP-GS	FG	3FG	FT	O-D	Reb	A	TO	Blk	Stl	PF	Min	Pts
Towson	1-1	3-6	0-0	1-1	0-0	0	3	1	0	0	1	26	7
San Francisco	2-2	1-5	0-2	7-10	0-2	2	2	3	0	1	2	32	9
Saint Francis	3-2	0-2	0-1	0-0	0-0	0	3	3	0	0	2	15	0
Kent State	4-2	2-4	1-1	9-12	0-1	1	3	1	0	0	1	38	14
William & Mary	5-3	3-6	0-1	0-0	2-2	2	4	1	0	2	1	34	6
Gonzaga	6-4	7-14	1-3	4-4	0-2	2	4	6	0	0	1	33	19
Notre Dame	7-5	7-12	2-4	3-6	0-3	3	5	0	0	0	0	38	19
Wake Forest	8-6	5-8	0-1	0-0	0-1	1	3	3	0	2	2	40	10
Boston College	9-7	6-8	0-0	0-0	0-3	3	3	1	0	0	0	40	12
Notre Dame	10-8	5-11	1-3	1-1	0-1	1	6	1	0	0	2	37	12
Clemson	11-9	5-7	0-2	2-2	0-0	0	5	0	0	1	0	27	12
Georgia Tech	12-10	1-10	0-3	0-0	1-2	3	8	3	0	0	1	33	2
Syracuse	13-11	2-6	0-1	0-0	1-3	4	9	2	0	2	0	36	4
Virginia Tech	14-12	4-13	3-6	0-0	1-1	2	0	2	0	1	0	34	11
NC State	15-13	2-3	1-2	3-4	0-2	2	6	3	0	2	3	36	8
Pitt	16-14	4-12	1-6	2-2	0-1	1	8	4	0	0	3	37	11
Georgia Tech	17-15	5-13	4-8	0-0	1-2	3	6	1	0	0	1	38	14
North Carolina	18-16	2-8	0-3	2-4	0-2	2	5	4	0	0	1	34	6
Florida State	19-17	5-7	0-0	2-5	0-3	3	4	3	0	1	0	37	12
Duke	20-18	5-15	2-4	3-3	1-3	4	2	3	0	3	1	38	15
NC State	21-19	2-7	1-1	6-6	0-3	3	7	3	0	0	4	39	11
Miami	22-20	1-4	0-0	0-0	0-3	3	5	1	0	1	1	28	2
Louisville	23-21	1-7	0-1	0-0	0-1	1	3	2	0	1	3	32	2
Syracuse	24-22	4-9	2-5	0-0	1-1	2	6	2	0	1	0	34	10

CAREER HIGHS

Points	23 at Louisville (2/8/20)
FGs	8 at Louisville (2/8/20)
3FGs	4, 2x - last at Georgia Tech (2/10/21)
FTs	9 vs. Kent State (12/4/20)
Rebounds	11 at Syracuse (11/6/19)
Assists	13 vs. Navy (12/29/19)
Turnovers	9 at Florida State (1/15/20)
Blocks	1, 3x - last at Purdue (12/4/19)
Steals	3, 7x - last at Duke (2/20/21)
Minutes	45, 2x - last vs. Notre Dame (2/11/20)

SEASON HIGHS

Points	19, 2x - last at Notre Dame (12/30/20)
FGs	7, 2x - last at Notre Dame (12/30/20)
3FGs	4 at Georgia Tech (2/10/21)
FTs	9 vs. Kent State (12/4/20)
Rebounds	4 vs. Syracuse (1/25/21)
Assists	9 vs. Syracuse (1/25/21)
Turnovers	6 vs. Gonzaga (12/26/20)
Blocks	-
Steals	3 at Duke (2/20/21)
Minutes	40, 2x - last at Boston College (1/9/21)

CAREER STATISTICS

Year	G-GS	Min-Avg.	FG-FGA	Pct.	3FG-3FGA	Pct.	FT-FTA	Pct.	Off-Def.	Reb-Avg.	PF-DQ	Ast	TO	Blk	Stl	Pts-Avg
2018-19	38-20	1018-26.8	55-157	.350	29-85	.341	33-40	.825	16-73	89-2.3	52-0	97	39	0	28	172-4.5
2019-20	30-30	114-37.1	105-280	.375	36-96	.375	78-89	.876	11-114	125-4.2	54-0	177	105	3	37	324-10.8
2020-21	24-22	816-34.0	82-197	.416	19-58	.328	45-60	.750	6-42	48-2.0	30-0	110	53	0	18	228-9.5
TOTAL	**92-72**	**2948-32.0**	**242-634**	**.382**	**84-239**	**.351**	**156-189**	**.825**	**33-229**	**262-2.8**	**136-0**	**383**	**197**	**3**	**83**	**724-7.9**

CAREER ACC STATISTICS

Year	G-GS	Min-Avg.	FG-FGA	Pct.	3FG-3FGA	Pct.	FT-FTA	Pct.	Off-Def.	Reb-Avg.	PF-DQ	Ast	TO	Blk	Stl	Pts-Avg
2018-19	18-8	433-24.1	21-62	.339	13-35	.371	7-9	.778	7-30	37-2.1	19-0	38	16	0	11	62-3.4
2019-20	20-20	764-38.2	74-199	.372	22-63	.349	62-72	.861	7-77	84-4.2	36-0	118	74	0	30	232-11.6
2020-21	17-17	604-35.5	62-151	.411	15-45	.333	24-33	.727	5-34	39-2.3	22-0	85	36	0	14	163-9.6
TOTAL	**55-45**	**1801-32.7**	**157-412**	**.381**	**50-143**	**.350**	**93-114**	**.816**	**19-141**	**160-2.9**	**77-0**	**241**	**126**	**0**	**55**	**457-8.3**

CAREER NCAA TOURNAMENT STATISTICS

Year	G-GS	Min-Avg.	FG-FGA	Pct.	3FG-3FGA	Pct.	FT-FTA	Pct.	Off-Def.	Reb-Avg.	PF-DQ	Ast	TO	Blk	Stl	Pts-Avg
2019	6-6	199-33.2	12-30	.400	7-17	.412	7-8	.875	6-12	18-3.0	11-0	24	9	0	5	38-6.3
TOTAL	**6-6**	**199-33.2**	**12-30**	**.400**	**7-17**	**.412**	**7-8**	**.875**	**6-12**	**18-3.0**	**11-0**	**24**	**9**	**0**	**5**	**38-6.3**

2 REECE BEEKMAN

Guard • 6-3 • 174
Freshman
Baton Rouge, La. • Scotlandville Magnet

2020-21 HIGHLIGHTS

- Played 24 games, starting 19
- Averaging 4.7 ppg, 2.9 rpg and 3.0 apg
- Shooting 37.9 percent from the field, 25.7 percent from 3-point range and 75.8 percent free throws
- Ranks second in the ACC in assist/turnover ratio (2.48)
- Leads team with 29 steals with multiple steals in nine games, including career-high five vs. Wake Forest (1/6/21)
- Made collegiate debut against Towson (11/25/20)
- Scored 11 points vs. San Francisco (11/27/20)
- Made first career start and tallied four assists and three steals vs. Saint Francis (12/1/20)
- Scored six points with four assists vs. William & Mary (12/22/20)
- Recorded career-highs in points (12) and steals (5) vs. Wake Forest (1/6/21)
- Scored seven points with three steals, three assists and four rebounds vs. Notre Dame (1/13/21)
- Had eight points with career highs in rebounds (5) and assists (6) at Clemson (1/16/21)
- Scored 10 points with five rebounds and five assists vs. Syracuse (1/25/21)
- Had eight points, five rebounds and two blocks at NC State (2/3/21)
- Tallied seven points and matched career highs in rebounds (5) and blocks (2) at Georgia Tech (2/10/21)
- Recorded career highs in rebounds (8) and assists (7) vs. North Carolina (2/13/21)
- Scored six points with four assists and no turnovers at Louisville (3/6/21)
- Hit the game-winning three vs. Syracuse in the ACC quarterfinals (3/11/21)

2020-21 GAME-BY-GAME

Opponent	GP-GS	FG	3FG	FT	O-D	Reb	A	TO	Blk	Stl	PF	Min	Pts
Towson	1-0	1-3	1-1	0-0	0-2	2	2	0	0	2	1	20	3
San Francisco	2-0	5-6	1-1	0-0	0-4	4	0	0	1	0	4	27	11
Saint Francis	3-1	1-3	0-1	0-0	0-2	2	4	0	0	3	0	22	2
Kent State	4-2	2-4	0-2	0-0	0-3	3	0	2	0	2	2	31	4
William & Mary	5-2	3-6	0-1	0-0	0-2	2	4	0	0	1	0	11	6
Gonzaga	6-3	1-2	1-1	0-2	0-2	2	4	3	0	0	2	29	3
Notre Dame	7-3	0-2	0-1	0-0	0-1	1	0	1	0	1	1	13	0
Wake Forest	8-4	4-8	1-3	3-4	0-1	1	3	2	0	5	0	37	12
Boston College	9-5	0-4	0-2	4-4	0-3	3	3	0	0	0	1	37	4
Notre Dame	10-6	2-5	1-2	2-2	1-3	4	3	2	0	3	4	36	7
Clemson	11-7	4-7	0-1	0-0	1-4	5	6	1	0	2	0	29	8
Georgia Tech	12-8	2-5	0-0	2-2	0-5	5	3	1	1	1	2	39	6
Syracuse	13-9	2-3	1-1	5-6	1-4	5	5	2	0	2	1	34	10
Virginia Tech	14-10	0-5	0-3	1-2	0-1	1	3	1	0	0	1	33	1
NC State	15-11	2-3	0-0	4-5	0-5	5	1	3	2	0	0	37	8
Pitt	16-12	1-4	1-2	1-2	0-0	0	2	0	0	2	3	27	4
Georgia Tech	17-13	3-7	1-3	0-0	0-5	5	2	4	2	0	1	24	7
North Carolina	18-14	0-3	0-1	1-2	0-8	8	7	1	1	1	2	32	1
Florida State	19-15	0-4	0-1	0-0	0-2	2	3	0	1	0	1	30	0
Duke	20-16	0-1	0-1	0-0	0-1	1	2	2	0	1	3	20	0
NC State	21-17	1-5	0-2	0-0	0-2	2	3	2	0	1	2	30	2
Miami	22-17	2-3	0-0	0-0	0-0	0	4	0	0	0	1	28	4
Louisville	23-18	2-4	0-1	2-2	0-3	3	4	0	0	0	2	37	6
Syracuse	24-19	1-6	1-4	0-0	1-2	3	4	2	0	2	3	31	3

CAREER/SEASON HIGHS

Points	12 vs. Wake Forest (1/6/21)
FGs	5 vs. San Francisco (11/27/20)
3FGs	1, 7x - last vs. Syracuse (3/11/21)
FTs	5 vs. Syracuse (1/25/21)
Rebounds	8 vs. North Carolina (2/13/21)
Assists	7 vs. North Carolina (2/13/21)
Turnovers	4 at Georgia Tech (2/10/21)
Blocks	2, 2x - last at Georgia Tech (2/10/21)
Steals	5 vs. Wake Forest (1/6/21)
Minutes	39 vs. Georgia Tech (1/23/21)

CAREER STATISTICS

Year	G-GS	Min-Avg.	FG-FGA	Pct.	3FG-3FGA	Pct.	FT-FTA	Pct.	Off-Def.	Reb-Avg.	PF-DQ	Ast	TO	Blk	Stl	Pts-Avg
2020-21	24-19	694-28.9	39-103	.379	9-35	.257	25-33	.758	4-65	69-2.9	37-0	72	29	8	29	112-4.7
TOTAL	**24-19**	**694-28.9**	**39-103**	**.379**	**9-35**	**.257**	**25-33**	**.758**	**4-65**	**69-2.9**	**37-0**	**72**	**29**	**8**	**29**	**112-4.7**

CAREER ACC STATISTICS

Year	G-GS	Min-Avg.	FG-FGA	Pct.	3FG-3FGA	Pct.	FT-FTA	Pct.	Off-Def.	Reb-Avg.	PF-DQ	Ast	TO	Blk	Stl	Pts-Avg
2020-21	17-15	523-30.8	25-73	.342	5-24	.208	25-31	.806	3-48	51-3.0	25-0	54	22	7	19	80-4.7
TOTAL	**17-15**	**523-30.8**	**25-73**	**.342**	**5-24**	**.208**	**25-31**	**.806**	**3-48**	**51-3.0**	**25-0**	**54**	**22**	**7**	**19**	**80-4.7**

4 JUSTIN MCKOY

Forward • 6-8 • 221
Sophomore
Cary, N.C. • Panther Creek

2020-21 HIGHLIGHTS

- Played 19 games, starting four
- All-ACC Academic Team
- Shooting 48.3 percent from the feild and 80 percent free throws
- Scored career-high 11 points and career-best six rebounds against San Francisco (11/27/20)
- Picked up career-high two steals vs. Saint Francis (12/1/20)
- Had five points vs. Gonzaga (12/26/20)
- Scored six points and matched career high with six rebounds at Notre Dame (12/30/20)
- Had six points and five rebounds off the bench vs. Wake Forest (1/6/21)
- Scored five points in six minutes at Florida State (2/15/21)
- Tallied four points and three rebounds vs. NC State (2/24/21)
- Had eight points, six rebounds and two steals vs. Miami (3/1/21)
- Scored four points and matched season-high with six rebounds at Louisville (3/6/21)
- Grabbed six rebounds vs. Syracuse in ACC quarterfinal (3/11/21)

2020-21 GAME-BY-GAME

Opponent	GP-GS	FG	3FG	FT	O-D	Reb	A	TO	Blk	Stl	PF	Min	Pts
Towson	1-1	1-4	0-0	0-0	0-5	5	3	0	0	0	0	22	2
San Francisco	2-2	4-8	1-2	2-2	0-6	6	1	1	0	0	1	18	11
Saint Francis	3-3	2-3	0-0	3-3	1-1	2	1	2	0	2	1	19	7
Kent State	4-4	0-1	0-0	0-0	0-2	2	1	1	0	0	2	11	0
William & Mary	5-4	1-3	0-2	1-2	0-1	1	1	0	0	0	1	7	3
Gonzaga	6-4	1-2	1-2	2-2	0-2	2	0	0	0	0	0	8	5
Notre Dame	7-4	3-5	0-1	0-0	3-3	6	1	0	0	0	4	10	6
Wake Forest	8-4	3-4	0-0	0-0	2-3	5	0	0	0	0	2	14	6
Boston College	9-4	1-5	0-0	0-0	1-3	4	0	0	0	0	2	9	2
Notre Dame	DNP												
Clemson	10-4	0-2	0-0	0-0	1-0	1	0	0	0	0	0	5	0
Georgia Tech	DNP												
Syracuse	11-4	0-0	0-0	0-0	0-0	0	0	0	0	0	0	2	0
Virginia Tech	12-4	1-1	0-0	0-0	0-2	2	0	0	0	0	1	4	2
NC State	13-4	0-0	0-0	0-0	0-1	1	0	0	0	0	0	2	0
Pltt	DNP												
Georgia Tech	DNP												
North Carolina	DNP												
Florida State	14-4	2-4	1-1	0-0	2-0	2	0	0	0	0	0	6	5
Duke	15-4	0-0	0-0	0-0	0-2	2	0	2	0	0	2	8	0
NC State	16-4	2-3	0-0	0-0	3-0	3	1	0	0	0	1	16	4
Miami	17-4	4-8	0-1	0-1	1-5	6	0	1	0	2	0	21	8
Louisville	18-4	2-4	0-0	0-0	2-4	6	0	0	0	0	0	19	4
Syracuse	19-4	1-1	0-0	0-0	1-5	6	1	3	0	0	1	12	2

CAREER HIGHS

Points	11 vs. San Francisco (11/27/20)
FGs	4, 2x - last vs. Miami (3/1/21)
3FGs	1, 2x - last vs. Gonzaga (12/26/20)
FTs	3 vs. Saint Francis (12/1/20)
Rebounds	6, 3x - last vs. Miami (3/1/21)
Assists	3 vs. Towson (11/25/20)
Turnovers	2 vs. Saint Francis (12/1/20)
Blocks	1 vs. Vermont (11/19/19)
Steals	2, 2x - last vs. Miami (3/1/21)
Minutes	22 vs. Towson (11/25/20)

SEASON HIGHS

Points	11 vs. San Francisco (11/27/20)
FGs	4, 2x - last vs. Miami (3/1/21)
3FGs	1, 3x - last at Florida State (2/15/21)
FTs	3 vs. Saint Francis (12/1/20)
Rebounds	6, 5x - last vs. Syracuse (3/11/21)
Assists	3 vs. Towson (11/25/20)
Turnovers	2 vs. Saint Francis (12/1/20)
Blocks	1 vs. Vermont (11/19/19)
Steals	2, 2x - last vs. Miami (3/1/21)
Minutes	22 vs. Towson (11/25/20)

CAREER STATISTICS

Year	G-GS	Min-Avg.	FG-FGA	Pct.	3FG-3FGA	Pct.	FT-FTA	Pct.	Off-Def.	Reb-Avg.	PF-DQ	Ast	TO	Blk	Stl	Pts-Avg
2019-20	14-0	103-7.4	5-13	.385	0-0	.000	4-6	.667	5-10	15-1.1	11-0	1	3	1	1	14-1.0
2020-21	19-4	213-11.2	28-58	.483	3-9	.333	8-10	.800	17-45	62-3.3	18-0	10	10	0	4	67-3.5
TOTAL	**33-4**	**316-9.6**	**33-71**	**.465**	**3-9**	**.333**	**12-16**	**.750**	**22-55**	**77-2.3**	**29-0**	**11**	**13**	**1**	**5**	**81-2.5**

CAREER ACC STATISTICS

Year	G-GS	Min-Avg.	FG-FGA	Pct.	3FG-3FGA	Pct.	FT-FTA	Pct.	Off-Def.	Reb-Avg.	PF-DQ	Ast	TO	Blk	Stl	Pts-Avg
2019-20	6-0	39-6.5	0-1	.000	0-0	.000	4-6	.667	4-3	7-1.2	6-0	1	1	0	1	4-0.7
2020-21	12-0	116-9.7	18-36	.500	1-3	.333	0-1	.000	15-23	38-3.2	12-0	2	3	0	2	37-3.1
TOTAL	**18-0**	**155-8.6**	**18-37**	**.486**	**1-3**	**.333**	**4-7**	**.571**	**19-26**	**45-2.5**	**18-0**	**3**	**4**	**0**	**3**	**41-2.3**

10 SAM HAUSER

Forward • 6-8 • 218
Redshirt Senior
Stevens Point, Wis. • SPASH/Marquette

2020-21 HIGHLIGHTS

- Started all 24 games
- Named to the USBWA All-District 3 team
- Earned NABC All-District 2 second-team honors
- Julius Erving Award Finalist
- All-ACC First Team
- All-ACC Academic Team
- Wooden Midseason Watch List
- Naismith, Wooden and NABC National Player of the Watch List
- All-ACC Preseason First Team
- Named ACC Player of the Week (Feb. 8)
- Leads ACC in 3-point field goal percentage (.434), second in 3-pointers made (62), fifth in field goal percentage (.518), seventh in scoring (16.0) and 13th in rebounding (6.7)
- Averaging 16.0 ppg, 6.7 rpg, 1.75 apg
- Shooting 51.8 percent from the field, 43.4 percent from 3-point range and 88.1 percent free throws
- Reached double-figures in 22 of 24 games, including six 20-point efforts, with a season-high 24 points at Louisville (3/6/21)
- Had first double-double (13 points, 10 rebounds) as a Cavalier and added four assists at Notre Dame (12/30/20)
- Recorded second-straight double-double with team-high 16 points and 11 rebounds vs. Wake Forest (1/6/21)
- Had third consecutive double-double with 17 points and 10 rebounds at Boston College (1/9/21)
- Scored 22 points with four 3-pointers and had team-high six rebounds vs. Georgia Tech (1/23/21)
- Matched career high with seven 3-pointers for 21 points vs. Syracuse (1/25/21)
- Had season-high 23 points, going 8-for-9 from the floor, and added six rebounds vs. Pitt (2/6/21)
- Had 21 points, making five 5-pointers, vs. NC State (2/24/21)
- Finished with 18 points, six rebounds and two blocks vs. Maimi (3/1/21)
- Scored season-high 24 points with eight rebounds and two blocks at Louisville (3/6/21)
- Led team with 21 points and had five rebounds vs. Syracuse in ACC quarterfinals (3/11/21)

2020-21 GAME-BY-GAME

Opponent	GP-GS	FG	3FG	FT	O-D	Reb	A	TO	Blk	Stl	PF	Min	Pts
Towson	1-1	7-9	3-3	2-2	4-4	8	3	2	0	0	0	26	19
San Francisco	2-2	5-11	0-3	0-0	0-6	6	0	3	1	0	1	34	10
Saint Francis	3-3	5-7	1-3	0-0	0-6	6	0	0	0	0	1	18	11
Kent State	4-4	7-14	3-7	1-2	2-5	7	4	2	1	0	1	41	18
William & Mary	5-5	3-7	3-7	0-0	1-2	3	2	1	0	0	0	35	9
Gonzaga	6-6	3-11	0-4	4-4	1-4	5	1	1	0	1	1	33	10
Notre Dame	7-7	5-13	3-8	0-0	2-8	10	4	1	0	0	1	38	13
Wake Forest	8-8	7-13	1-6	1-2	1-10	11	3	0	0	1	0	35	16
Boston College	9-9	7-16	2-6	1-2	2-8	10	1	2	0	2	2	36	17
Notre Dame	10-10	6-13	1-4	2-2	0-9	9	1	0	0	0	2	36	15
Clemson	11-11	5-7	4-5	0-0	0-8	8	2	2	1	1	0	29	14
Georgia Tech	12-12	9-12	4-5	0-1	0-6	6	0	2	1	1	1	35	22
Syracuse	13-13	7-16	7-13	0-0	1-6	7	3	1	1	1	3	38	21
Virginia Tech	14-14	4-10	2-7	0-0	2-3	5	1	0	0	1	3	34	10
NC State	15-15	5-11	2-6	6-6	2-3	5	1	1	0	0	2	38	18
Pitt	16-16	8-9	3-4	4-4	0-6	6	1	1	0	0	2	38	23
Georgia Tech	17-17	4-7	0-1	0-0	0-10	10	5	1	0	1	1	40	8
North Carolina	18-18	5-14	4-6	3-4	2-3	5	2	1	0	1	1	36	17
Florida State	19-19	3-7	2-5	3-3	0-5	5	0	2	0	1	3	30	11
Duke	20-20	7-11	3-5	2-2	1-7	8	3	1	0	1	1	36	19
NC State	21-21	7-16	5-11	2-2	0-2	2	0	0	0	0	3	37	21
Miami	22-22	7-13	4-9	0-0	0-6	6	1	0	2	1	1	32	18
Louisville	23-23	9-14	2-5	4-4	0-8	8	1	1	2	0	4	30	24
Syracuse	24-24	8-15	3-10	2-2	0-5	5	3	1	1	0	3	36	21

CAREER HIGHS

Points	31 at Georgetown (1/15/19)*
FGs	11 at Butler (1/12/18)*
3FGs	7, 3x - last vs. Syracuse (1/25/21)
FTs	7 at Georgetown (1/15/19)*
Rebounds	14 vs. Wisconsin (12/8/18)*
Assists	8 vs. Xavier (12/27/17)*
Turnovers	4, 2x - last vs. VCU (11/20/17)*
Blocks	3, 2x - last vs. Xavier (2/18/17)*
Steals	4, 2x - last vs. Georgetown (3/9/19)*
Minutes	42, 2x - last at Creighton (1/9/19)*

*at Marquette

SEASON HIGHS

Points	24 at Louisville (3/6/21)
FGs	9, 2x - last at Louisville (3/6/21)
3FGs	7 vs. Syracuse (1/25/21)
FTs	6 at NC State (2/3/21)
Rebounds	11 vs. Wake Forest (1/6/21)
Assists	5 at Georgia Tech (2/10/21)
Turnovers	3 vs. San Francisco (11/27/20)
Blocks	2, 2x - last at Louisville (3/6/21)
Steals	2 at Boston College (1/9/21)
Minutes	41 vs. Kent State (12/4/20)

CAREER STATISTICS

Year	G-GS	Min-Avg.	FG-FGA	Pct.	3FG-3FGA	Pct.	FT-FTA	Pct.	Off-Def.	Reb-Avg.	PF-DQ	Ast	TO	Blk	Stl	Pts-Avg
2016-17	32-28	847-26.5	97-205	.473	63-139	.453	24-29	.828	29-130	159-5.0	80-4	42	22	19	25	281-8.8
2017-18	35-35	1141-32.6	174-349	.499	95-195	.487	51-61	.836	35-165	200-5.7	73-1	100	42	16	35	494-14.1
2018-19	34-34	1137-33.4	173-377	.459	88-219	.402	73-79	.924	35-210	245-7.2	70-1	82	46	18	22	507-14.9
2020-21	24-24	821-34.2	143-276	.518	62-143	.434	37-42	.881	21-140	161-6.7	37-0	42	26	10	13	385-16.0
TOTAL	**125-121**	**3946-31.6**	**586-1207**	**.486**	**308-696**	**.443**	**185-211**	**.877**	**120-645**	**765-6.1**	**260-6**	**266**	**136**	**63**	**95**	**1667-13.3**

CAREER ACC STATISTICS

Year	G-GS	Min-Avg.	FG-FGA	Pct.	3FG-3FGA	Pct.	FT-FTA	Pct.	Off-Def.	Reb-Avg.	PF-DQ	Ast	TO	Blk	Stl	Pts-Avg
2020-21	17-17	598-35.2	105-202	.520	49-106	.462	28-32	.875	13-108	121-7.1	30-0	29	16	7	12	287-16.9
TOTAL	**17-17**	**598-35.2**	**105-202**	**.520**	**49-106**	**.462**	**28-32**	**.875**	**13-108**	**121-7.1**	**30-0**	**29**	**16**	**7**	**12**	**287-16.9**

CAREER NCAA TOURNAMENT STATISTICS (*at Marquette)

Year	G-GS	Min-Avg.	FG-FGA	Pct.	3FG-3FGA	Pct.	FT-FTA	Pct.	Off-Def.	Reb-Avg.	PF-DQ	Ast	TO	Blk	Stl	Pts-Avg
2017*	1-1	32-32.0	4-7	.571	2-4	.500	2-2	1.000	2-2	4-4.0	4-0	0	0	0	0	12-12.0
2019*	1-1	37-37.0	6-17	.353	3-7	.429	1-1	1.000	0-10	10-10.0	2-0	1	0	1	1	16-16.0
TOTAL	**2-2**	**69-34.5**	**10-24**	**.417**	**5-11**	**.456**	**3-3**	**1.000**	**2-12**	**14-7.0**	**6-0**	**1**	**0**	**1**	**1**	**28-14.0**

13 CASEY MORSELL

Guard • 6-3 • 195
Sophomore
Fort Washington, Md. • St. John's College

2020-21 HIGHLIGHTS

- Played 22 games, starting three
- Shooting 38.6 percent from the field, 25 percent from 3-point range and 63.6 percent free throws
- Scored five points in season-opener vs. Towson (11/25/20)
- Had seven points vs. Saint Francis (12/1/20)
- Scored six points with one block and one steal vs. William & Mary (12/22/20)
- Had eight points vs. Gonzaga (12/26/20)
- Scored six points with two steals in a season-high 27 minutes at Notre Dame (12/30/20)
- Scored season-high 15 points, going 3-of-3 from 3-point range, with four rebounds vs. Notre Dame (1/13/21)
- Had nine points and matched season-high with four rebounds in season-high 28 mintues vs. Georgia Tech (1/23/21)
- Scored seven points in seven minutes vs. Syracuse (1/25/21)
- Had seven points with two assists at Duke (2/20/21)

2020-21 GAME-BY-GAME

Opponent	GP-GS	FG	3FG	FT	O-D	Reb	A	TO	Blk	Stl	PF	Min	Pts
Towson	1-1	2-6	1-3	0-0	2-2	4	2	0	0	2	1	18	5
San Francisco	2-2	2-5	0-0	0-0	1-0	1	0	1	1	0	0	13	4
Saint Francis	3-2	3-6	1-3	0-0	0-0	0	2	1	0	0	1	15	7
Kent State	4-2	1-2	0-0	2-2	0-0	0	1	0	0	0	1	11	4
William & Mary	5-2	3-6	0-2	0-0	0-2	2	0	1	1	1	0	14	6
Gonzaga	6-2	3-6	0-3	2-2	0-1	1	0	2	0	0	2	18	8
Notre Dame	7-3	2-9	1-3	1-2	0-2	2	1	0	1	2	3	27	6
Wake Forest	DNP												
Boston College	DNP												
Notre Dame	8-3	6-7	3-3	0-0	0-4	4	0	0	0	0	2	24	15
Clemson	9-3	2-5	1-3	0-0	1-0	1	0	0	0	0	0	22	5
Georgia Tech	10-3	4-8	1-3	0-0	0-4	4	1	0	0	0	2	28	9
Syracuse	11-3	3-5	1-3	0-0	0-2	2	0	1	0	0	0	7	7
Virginia Tech	12-3	2-7	0-4	0-0	0-1	1	2	0	0	1	1	25	4
NC State	13-3	0-3	0-0	0-0	0-0	0	1	2	0	1	1	12	0
Pitt	14-3	0-2	0-1	0-0	0-0	0	0	1	0	0	0	10	0
Georgia Tech	15-3	0-1	0-1	0-0	0-0	0	0	1	0	0	0	2	0
North Carolina	16-3	1-3	0-0	0-0	0-1	1	0	0	0	0	2	8	2
Florida State	17-3	1-3	0-1	1-2	1-1	2	2	1	0	0	3	12	3
Duke	18-3	3-8	0-0	1-3	0-2	2	2	1	1	0	2	26	7
NC State	19-3	0-3	0-1	0-0	0-1	1	0	0	0	1	0	11	0
Miami	20-3	1-4	0-1	0-0	0-0	0	0	0	1	0	0	15	2
Louisville	21-3	0-2	0-1	0-0	0-0	0	0	0	0	0	0	3	0
Syracuse	22-3	0-0	0-0	0-0	0-0	0	0	0	0	0	0	4	0

CAREER HIGHS

Points	19 vs. Arizona St. (11/24/19)
FGs	7 vs. Arizona St. (11/24/19)
3FGs	3 vs. Notre Dame (1/13/21)
FTs	4 vs. Arizona St. (11/24/19)
Rebounds	6 vs. UMass (11/23/19)
Assists	3 vs. UMass (11/23/19)
Turnovers	3 at Purdue (12/4/19)
Blocks	1, 4x - last at Notre Dame (12/30/20)
Steals	3 at North Carolina (2/15/20)
Minutes	38, 2x - last vs. Arizona St. (11/24/19)

SEASON HIGHS

Points	15 vs. Notre Dame (1/13/21)
FGs	6 vs. Notre Dame (1/13/21)
3FGs	3 vs. Notre Dame (1/13/21)
FTs	2, 2x - last vs. Gonzaga (12/26/20)
Rebounds	4, 3x - last vs. Georgia Tech (1/23/21)
Assists	2, 5x - last at Duke (2/20/21)
Turnovers	2 vs. Gonzaga (12/26/20)
Blocks	1, 5x - last vs. Miami (3/1/21)
Steals	2, 2x - last at Notre Dame (12/30/20)
Minutes	28 vs. Georgia Tech (1/23/21)

CAREER STATISTICS

Year	G-GS	Min-Avg.	FG-FGA	Pct.	3FG-3FGA	Pct.	FT-FTA	Pct.	Off-Def.	Reb-Avg.	PF-DQ	Ast	TO	Blk	Stl	Pts-Avg
2019-20	30-13	654-21.8	46-166	.277	15-85	.176	12-14	.857	8-43	51-1.7	49-0	22	26	5	18	119-4.0
2020-21	22-3	325-14.8	39-101	.386	9-36	.250	7-11	.636	5-23	28-1.3	21-0	14	12	5	8	94-4.3
TOTAL	**52-16**	**979-18.8**	**85-267**	**.318**	**24-121**	**.198**	**19-25**	**.760**	**13-66**	**79-1.5**	**70-0**	**36**	**38**	**10**	**26**	**213-4.1**

CAREER ACC STATISTICS

Year	G-GS	Min-Avg.	FG-FGA	Pct.	3FG-3FGA	Pct.	FT-FTA	Pct.	Off-Def.	Reb-Avg.	PF-DQ	Ast	TO	Blk	Stl	Pts-Avg
2019-20	20-6	366-18.3	25-86	.291	9-42	.214	3-3	1.000	5-24	29-1.5	29-0	10	12	4	11	62-3.1
2020-21	15-1	232-15.5	25-70	.357	7-25	.280	3-7	.429	2-18	20-1.3	16-0	9	7	3	5	60-4.0
TOTAL	**35-7**	**598-17.1**	**50-156**	**.321**	**16-67**	**.239**	**6-10**	**.600**	**7-42**	**49-1.4**	**45-0**	**19**	**19**	**7**	**16**	**122-3.5**

21 KADIN SHEDRICK

Forward • 6-11 • 216
Redshirt Freshman
Raleigh, N.C. • Holly Springs

2020-21 HIGHLIGHTS

- Played 11 games
- Had two blocks in collegiate debut vs. Towson (11/25/20)
- Scored career-high 12 points with career-best eight rebounds vs. Saint Francis (12/1/20)
- Had 10 points and team-high seven rebounds vs. William & Mary (12/22/20)
- Grabbed four rebounds and had two assists vs. Gonzaga (12/26/20)
- Missed eight games due to illness

2020-21 GAME-BY-GAME

Opponent	GP-GS	FG	3FG	FT	O-D	Reb	A	TO	Blk	Stl	PF	Min	Pts
Towson	1-0	1-2	0-0	0-0	0-0	0	1	0	2	1	1	10	2
San Francisco	2-0	0-3	0-1	0-0	1-2	3	0	0	1	0	1	8	0
Saint Francis	3-0	5-6	0-0	2-2	4-4	8	0	2	0	0	3	18	12
Kent State	4-0	0-0	0-0	0-2	0-0	0	0	1	0	0	1	6	0
William & Mary	5-0	3-6	0-0	4-5	5-2	7	0	2	1	0	1	16	10
Gonzaga	6-0	0-1	0-0	0-0	2-2	4	2	0	0	1	2	10	0
Notre Dame	7-0	1-1	0-0	0-0	0-1	1	0	1	0	0	0	4	2
Wake Forest	8-0	1-2	0-0	0-0	0-0	0	0	0	0	0	0	3	2
Boston College	DNP												
Notre Dame	DNP												
Clemson	DNP												
Georgia Tech	DNP												
Syracuse	DNP												
Virginia Tech	DNP												
NC State	DNP												
Pitt	DNP												
Georgia Tech	9-0	0-0	0-0	0-0	0-0	0	0	0	0	0	0	2	0
North Carolina	10-0	0-0	0-0	0-0	0-0	0	0	0	0	0	3	6	0
Florida State	11-0	0-0	0-0	0-0	0-1	1	0	0	0	0	2	5	0
Duke	DNP												
NC State	DNP												
Miami	DNP												
Louisville	DNP												
Syracuse	DNP												

CAREER/SEASON HIGHS

Points	12 vs. Saint Francis (12/1/20)
FGs	5 vs. Saint Francis (12/1/20)
3FGs	-
FTs	4 vs. William & Mary (12/22/20)
Rebounds	8 vs. Saint Francis (12/1/20)
Assists	2 vs. Gonzaga (12/26/20)
Turnovers	2, 2x - last vs. William & Mary (12/22/20)
Blocks	2 vs. Towson (11/25/20)
Steals	1, 2x - last vs. Gonzaga (12/26/20)
Minutes	18 vs. Saint Francis (12/1/20)

CAREER STATISTICS

Year	G-GS	Min-Avg.	FG-FGA	Pct.	3FG-3FGA	Pct.	FT-FTA	Pct.	Off-Def.	Reb-Avg.	PF-DQ	Ast	TO	Blk	Stl	Pts-Avg
2020-21	11-0	88-8.0	11-21	.524	0-1	.000	6-9	.667	12-12	24-2.2	14-0	3	6	4	2	28-2.5
TOTAL	**11-0**	**88-8.0**	**11-21**	**.524**	**0-1**	**.000**	**6-9**	**.667**	**12-12**	**24-2.2**	**14-0**	**3**	**6**	**4**	**2**	**28-2.5**

CAREER ACC STATISTICS

Year	G-GS	Min-Avg.	FG-FGA	Pct.	3FG-3FGA	Pct.	FT-FTA	Pct.	Off-Def.	Reb-Avg.	PF-DQ	Ast	TO	Blk	Stl	Pts-Avg
2020-21	5-0	20-4.0	2-3	.667	0-0	.000	0-0	.000	0-2	2-0.4	5-0	0	1	0	0	4-0.8
TOTAL	**5-0**	**20-4.0**	**2-3**	**.667**	**0-0**	**.000**	**0-0**	**.000**	**0-2**	**2-0.4**	**5-0**	**0**	**1**	**0**	**0**	**4-0.8**

22 FRANCISCO CAFFARO

Center • 7-0 • 244
Redshirt Sophomore
El Trebo, Santa Fe, Argentina • NBA Global Academy

2020-21 HIGHLIGHTS

- Played 16 games
- Played three minutes vs. Towson (11/25/20) and six minutes vs. Saint Francis (12/1/20)
- Scored two points with two rebounds vs. William & Mary (12/22/20)
- Had an assist vs. Gonzaga (12/26/20)
- Scored three points with one rebound and one assist vs. Notre Dame (1/13/21)
- Played in season-high 13 minutes at Clemson (1/16/21)
- Scored season-high four points with three rebounds vs. Georgia Tech (1/23/21)
- Grabbed two rebounds in three minutes vs. North Carolina (2/13/21)
- Had four points and three rebounds vs. Miami (3/1/21)

2020-21 GAME-BY-GAME

Opponent	GP-GS	FG	3FG	FT	O-D	Reb	A	TO	Blk	Stl	PF	Min	Pts
Towson	1-0	0-0	0-0	0-0	0-1	1	0	0	0	0	0	3	0
San Francisco	DNP												
Saint Francis	2-0	0-1	0-0	0-0	0-0	0	0	0	0	0	2	6	0
Kent State	DNP												
William & Mary	3-0	0-0	0-0	2-2	1-1	2	0	0	0	0	1	4	2
Gonzaga	4-0	0-0	0-0	0-0	0-0	0	1	0	0	0	0	5	0
Notre Dame	DNP												
Wake Forest	DNP												
Boston College	5-0	0-0	0-0	0-0	0-0	0	0	0	0	0	1	3	0
Notre Dame	6-0	1-2	0-0	1-1	1-0	1	1	0	0	0	0	12	3
Clemson	7-0	1-1	0-0	0-0	2-0	2	0	3	0	0	4	13	2
Georgia Tech	8-0	1-1	0-0	2-2	2-1	3	0	0	0	0	0	9	4
Syracuse	9-0	1-2	0-0	0-1	1-1	2	0	0	0	0	0	8	2
Virginia Tech	10-0	0-0	0-0	0-0	0-2	2	0	2	0	0	3	5	0
NC State	11-0	0-0	0-0	0-0	0-0	0	0	0	0	0	0	5	0
Pitt	12-0	0-0	0-0	0-0	0-1	1	0	1	0	0	2	7	0
Georgia Tech	DNP												
North Carolina	13-0	0-0	0-0	1-2	1-1	2	0	0	0	0	1	3	1
Florida State	DNP												
Duke	14-0	0-0	0-0	0-0	0-0	0	0	0	0	0	0	2	0
NC State	15-0	1-3	0-0	0-0	0-1	1	0	0	1	0	1	15	2
Miami	16-0	1-2	0-0	2-2	1-2	3	0	0	0	0	0	8	4
Louisville	DNP												
Syracuse	DNP												

CAREER HIGHS

Points	10 vs. North Carolina (12/8/19)
FGs	4 vs. North Carolina (12/8/19)
3FGs	-
FTs	2, 4x - last vs. Georgia Tech (1/23/21)
Rebounds	7 vs. North Carolina (12/8/19)
Assists	1, 2x - last vs. Notre Dame (1/13/21)
Turnovers	3 at Clemson (1/16/21)
Blocks	1, 4x - last vs. NC State (2/24/21)
Steals	1, 2x - last vs. Maine (11/27/19)
Minutes	21 vs. North Carolina (12/8/19)

SEASON HIGHS

Points	4, 2x - last vs. Miami (3/1/21)
FGs	1, 4x - last vs. Miami (3/1/21)
3FGs	-
FTs	2, 3x - last vs. Miami (3/1/21)
Rebounds	3, 2x - last vs. Miami (3/1/21)
Assists	1, 2x - last vs. Notre Dame (1/13/21)
Turnovers	3 at Clemson (1/16/21)
Blocks	1 vs. NC State (2/24/21)
Steals	-
Minutes	13 at Clemson (1/16/21)

CAREER STATISTICS

Year	G-GS	Min-Avg.	FG-FGA	Pct.	3FG-3FGA	Pct.	FT-FTA	Pct.	Off-Def.	Reb-Avg.	PF-DQ	Ast	TO	Blk	Stl	Pts-Avg
2019-20	20-2	152-7.6	9-17	.529	0-0	.000	10-15	.667	10-14	24-1.2	24-0	0	9	5	2	28-1.4
2020-21	16-0	108-6.8	6-12	.500	0-0	.000	8-10	.800	9-11	20-1.3	15-0	2	6	1	0	20-1.3
TOTAL	**36-2**	**260-7.2**	**15-29**	**.517**	**0-0**	**.000**	**18-25**	**.720**	**19-25**	**44-1.2**	**39-0**	**2**	**15**	**6**	**2**	**48-1.3**

CAREER ACC STATISTICS

Year	G-GS	Min-Avg.	FG-FGA	Pct.	3FG-3FGA	Pct.	FT-FTA	Pct.	Off-Def.	Reb-Avg.	PF-DQ	Ast	TO	Blk	Stl	Pts-Avg
2019-20	14-0	105-7.5	8-14	.571	0-0	.000	9-13	.692	6-12	18-1.3	17-0	0	4	4	0	25-1.8
2020-21	12-0	90-7.5	6-11	.545	0-0	.000	6-8	.750	8-9	17-1.4	12-0	1	6	1	0	18-1.5
TOTAL	**26-0**	**195-7.5**	**14-25**	**.560**	**0-0**	**.000**	**15-21**	**.714**	**14-21**	**35-1.3**	**29-0**	**1**	**10**	**5**	**0**	**43-1.7**

23 KODY STATTMANN

Guard • 6-7 • 200
Junior
Cairns, Australia • St. Augustine's College

2020-21 HIGHLIGHTS

- Played four games
- Sidelined for 15 games due to non-COVID-19 related cardiac issue
- Scored eight points in 12 minutes vs. Towson (11/25/20)
- Dished out two assists vs. Saint Francis (12/1/20)
- Returned to lineup, recording one block at Florida State (2/15/21)

2020-21 GAME-BY-GAME

Opponent	GP-GS	FG	3FG	FT	O-D	Reb	A	TO	Blk	Stl	PF	Min	Pts
Towson	1-0	4-5	0-1	0-0	0-2	2	0	0	0	0	1	12	8
San Francisco	2-0	1-3	0-0	0-0	0-1	1	0	0	0	1	0	7	2
Saint Francis	3-0	2-4	0-1	0-0	0-4	4	2	0	0	0	0	14	4
Kent State	DNP												
William & Mary	DNP												
Gonzaga	DNP												
Notre Dame	DNP												
Wake Forest	DNP												
Boston College	DNP												
Notre Dame	DNP												
Clemson	DNP												
Georgia Tech	DNP												
Syracuse	DNP												
Virginia Tech	DNP												
NC State	DNP												
Pitt	DNP												
Georgia Tech	DNP												
North Carolina	DNP												
Florida State	4-0	0-0	0-0	0-0	0-0	0	0	0	1	0	0	1	0
Duke	DNP												
NC State	DNP												
Miami	DNP												
Louisville	DNP												
Syracuse	DNP												

CAREER HIGHS

Points	11 at Boston College (1/7/20)
FGs	5 at Boston College (1/7/20)
3FGs	2 vs. Boston College (2/19/20)
FTs	4, 3x - last vs. JMU (11/10/19)
Rebounds	8 vs. Virginia Tech (1/4/20)
Assists	4 vs. Syracuse (1/11/20)
Turnovers	2, 3x - last at Purdue (12/4/19)
Blocks	3 vs. Columbia (11/16/19)
Steals	3 at North Carolina (2/15/20)
Minutes	39 at Boston College (1/7/20)

SEASON HIGHS

Points	8 vs. Towson (11/25/20)
FGs	4 vs. Towson (11/25/20)
3FGs	-
FTs	-
Rebounds	4 vs. Saint Francis (12/1/20)
Assists	2 vs. Saint Francis (12/1/20)
Turnovers	-
Blocks	1 at Florida State (2/15/21)
Steals	1 vs. Towson (11/25/20)
Minutes	14 vs. Saint Francis (12/1/20)

CAREER STATISTICS

Year	G-GS	Min-Avg.	FG-FGA	Pct.	3FG-3FGA	Pct.	FT-FTA	Pct.	Off-Def.	Reb-Avg.	PF-DQ	Ast	TO	Blk	Stl	Pts-Avg
2018-19	18-0	73-4.1	9-21	.429	4-15	.267	8-9	.889	2-9	11-0.6	8-0	2	5	0	1	30-1.7
2019-20	24-10	514-21.4	33-98	.337	14-52	.269	6-9	.667	10-48	58-2.4	24-0	16	21	10	9	86-3.6
2020-21	4-0	34-8.5	7-12	.583	0-2	.000	0-0	.000	0-7	7-1.8	1-0	2	0	1	1	14-3.5
TOTAL	**46-10**	**621-13.5**	**49-131**	**.374**	**18-69**	**.261**	**14-18**	**.778**	**12-64**	**76-1.7**	**33-0**	**20**	**26**	**11**	**11**	**130-2.8**

CAREER ACC STATISTICS

Year	G-GS	Min-Avg.	FG-FGA	Pct.	3FG-3FGA	Pct.	FT-FTA	Pct.	Off-Def.	Reb-Avg.	PF-DQ	Ast	TO	Blk	Stl	Pts-Avg
2018-19	9-0	28-3.1	2-5	.400	2-4	.500	0-1	.000	0-5	5-0.6	4-0	0	3	0	0	6-0.7
2019-20	18-5	359-19.9	24-66	.364	11-34	.324	1-2	.500	7-36	43-2.4	14-0	13	13	5	5	60-3.3
2020-21	1-0	1-1.0	0-0	.000	0-0	.000	0-0	.000	0-0	0-0.0	0-0	0	0	1	0	0-0.0
TOTAL	**28-5**	**388-13.9**	**26-71**	**.366**	**13-38**	**.342**	**1-3**	**.333**	**7-41**	**48-1.7**	**18-0**	**13**	**16**	**6**	**5**	**66-2.4**

CAREER NCAA TOURNAMENT STATISTICS

Year	G-GS	Min-Avg.	FG-FGA	Pct.	3FG-3FGA	Pct.	FT-FTA	Pct.	Off-Def.	Reb-Avg.	PF-DQ	Ast	TO	Blk	Stl	Pts-Avg
2019	1-0	1-1.0	0-0	.000	0-0	.000	0-0	.000	0-0	0-0.0	1-0	0	1	0	0	0-0.0
TOTAL	**1-0**	**1-1.0**	**0-0**	**.000**	**0-0**	**.000**	**0-0**	**.000**	**0-0**	**0-0.0**	**1-0**	**0**	**1**	**0**	**0**	**0-0.0**

25 TREY MURPHY III

Guard • 6-9 • 206
Junior
Durham, N.C • Cary Academy/Rice

2020-21 HIGHLIGHTS

- Played 24 games, starting 19
- All-ACC Academic Team
- Averaging 11.3 ppg and 3.4 rpg
- Shooting 50.5 percent from the field, 42.9 percent from 3-point range and 92.7 percent free throws
- Ranks ninth in the ACC in 3-point field goals made (2.00)
- Scored team-high 21 points, going 6-for-8 from 3-point range, in UVA debut vs. Towson (11/25/20)
- Led team with 15 points, adding four rebounds and three assists, vs. William & Mary (12/22/20)
- Scored 15 points, going 4-for-6 from 3-point range, vs. Gonzaga (12/26/20)
- Had 13 points, hitting three 3-pointers, in career-high 38 minutes vs. Wake Forest (1/6/21)
- Scored 10 points with season-high four assists vs. Notre Dame (1/13/21)
- Shot 3-for-3 from 3-point range and 5-for-5 from the floor for 13 points at Clemson (1/16/21)
- Scored 16 points, hitting four 3-pointers, with season-highs in rebounds (7) and blocks (2) vs. Syracuse (1/25/21)
- Had 18 points, hitting 6-of-6 free throws, with five rebounds at NC State (2/3/21)
- Led team with 18 points and added five rebounds at Georgia Tech (2/10/21)
- Made 4-of-5 FGs for 12 points with one assist and two steals vs. North Carolina (2/13/21)
- Scored team-high 13 points at Florida State (2/15/21)
- Had 12 points, six rebounds and season-high three steals vs. Miami (3/1/21)
- Scored 17 points with six rebounds at Louisville (3/6/21)
- Had 15 points with two steals and matched season-high with two blocks vs. Syracuse in ACC quarterfinals (3/11/21)

2020-21 GAME-BY-GAME

Opponent	GP-GS	FG	3FG	FT	O-D	Reb	A	TO	Blk	Stl	PF	Min	Pts
Towson	1-0	7-9	6-8	1-1	0-3	3	0	2	0	1	1	17	21
San Francisco	2-0	0-6	0-1	4-4	0-1	1	0	0	0	1	1	25	4
Saint Francis	3-0	3-7	1-4	3-3	1-3	4	1	0	0	0	3	17	10
Kent State	4-0	2-4	1-2	3-4	2-2	4	2	0	1	2	1	19	8
William & Mary	5-1	6-9	3-6	0-1	1-3	4	3	0	0	0	1	32	15
Gonzaga	6-1	5-7	4-6	1-2	0-3	3	2	1	0	1	1	27	15
Notre Dame	7-2	2-5	1-4	0-0	1-3	4	1	0	1	0	1	31	5
Wake Forest	8-3	4-8	3-6	2-2	0-1	1	2	0	0	1	2	38	13
Boston College	9-4	3-9	2-6	0-0	0-4	4	0	1	1	0	3	38	8
Notre Dame	10-5	4-6	2-4	0-0	0-0	0	4	1	1	0	3	31	10
Clemson	11-6	5-5	3-3	0-0	0-3	3	1	0	0	0	1	20	13
Georgia Tech	12-7	1-4	1-3	0-0	0-1	1	0	0	0	0	1	25	3
Syracuse	13-8	6-14	4-10	0-0	0-7	7	2	2	2	1	2	31	16
Virginia Tech	14-9	3-7	2-5	2-2	1-5	6	1	1	0	1	3	34	10
NC State	15-10	5-8	2-3	6-6	1-4	5	0	1	0	0	3	34	18
Pitt	16-11	3-8	0-2	2-2	2-2	4	0	1	0	2	0	36	8
Georgia Tech	17-12	7-11	2-4	2-2	1-4	5	1	3	1	0	3	38	18
North Carolina	18-13	4-5	2-3	2-2	0-0	0	1	0	0	2	2	25	12
Florida State	19-14	5-10	3-7	0-0	1-4	5	3	1	0	0	1	32	13
Duke	20-15	2-2	0-0	0-0	0-2	2	1	0	1	1	0	36	4
NC State	21-16	1-5	0-4	0-0	0-1	1	2	2	0	0	5	19	2
Miami	22-17	3-9	2-5	4-4	1-5	6	2	2	0	3	1	29	12
Louisville	23-18	7-12	1-5	2-2	2-4	6	1	0	1	0	2	38	17
Syracuse	24-19	4-12	3-11	4-4	0-2	2	0	0	2	2	4	32	15

CAREER HIGHS

Points	25 at Northwestern State (11/12/19)*
FGs	8, 3x - last vs. FIU (3/11/20)*
3FGs	6, 2x - last vs. Towson (11/25/20)
FTs	9 vs. UAB (1/26/19)*
Rebounds	10, 2x - last at North Texas (1/20/20)*
Assists	6 vs. FIU (1/11/20)*
Turnovers	3, 7x - last vs. Charlotte (2/15/20)*
Blocks	4 vs. Wayland Baptist (11/10/19)*
Steals	4 vs. Charlotte (2/15/20)*
Minutes	38, 2x - last at Boston College (1/9/21)

*at Rice

SEASON HIGHS

Points	21 vs. Towson (11/25/20)
FGs	7, 3x - last at Louisville (3/6/21)
3FGs	6 vs. Towson (11/25/20)
FTs	6 at NC State (2/3/21)
Rebounds	7 vs. Syracuse (1/25/21)
Assists	4 vs. Notre Dame (1/13/21)
Turnovers	3 at Georgia Tech (2/10/21)
Blocks	2, 2x - last vs. Syracuse (3/11/21)
Steals	3 vs. Miami (3/1/21)
Minutes	38, 4x - last at Louisville (3/6/21)

CAREER STATISTICS

Year	G-GS	Min-Avg.	FG-FGA	Pct.	3FG-3FGA	Pct.	FT-FTA	Pct.	Off-Def.	Reb-Avg.	PF-DQ	Ast	TO	Blk	Stl	Pts-Avg
2018-19	32-1	660-20.6	84-190	.442	64-152	.421	37-51	.725	18-64	82-2.6	44-0	22	22	16	15	269-8.4
2019-20	29-23	875-30.2	131-302	.434	75-204	.368	61-74	.824	34-125	159-5.5	74-2	36	41	16	27	398-13.7
2020-21	24-19	704-29.3	92-182	.505	48-112	.429	38-41	.927	14-67	81-3.4	45-1	30	18	11	18	270-11.3
TOTAL	**85-43**	**2239-26.3**	**307-674**	**.456**	**187-468**	**.400**	**136-166**	**.819**	**65-253**	**321-3.8**	**163-2**	**88**	**81**	**43**	**60**	**924-10.9**

CAREER ACC STATISTICS

Year	G-GS	Min-Avg.	FG-FGA	Pct.	3FG-3FGA	Pct.	FT-FTA	Pct.	Off-Def.	Reb-Avg.	PF-DQ	Ast	TO	Blk	Stl	Pts-Avg
2020-21	17-17	535-31.5	65-128	.508	30-74	.405	22-22	1.000	10-50	60-3.5	33-1	22	15	8	11	182-10.7
TOTAL	**17-17**	**535-31.5**	**65-128**	**.508**	**30-74**	**.405**	**22-22**	**1.000**	**10-50**	**60-3.5**	**33-1**	**22**	**15**	**8**	**11**	**182-10.7**

30 JAY HUFF

Forward • 7-1 • 243
Redshirt Senior
Durham, N.C. • Voyager Academy

2020-21 HIGHLIGHTS

- Started all 24 games
- Named to the USBWA All-District 3 team
- Earned NABC All-District 2 second-team honors
- All-ACC Second Team
- All-ACC Defensive Team
- All-ACC Academic Team
- Kareem Abdul-Jabbar Award Watch List
- Averaging 13.1 ppg, 7.1 rpg and 2.6 bpg
- Shooting 59.7 percent from the field, 40.6 percent from 3-point range and 83.7 percent free throws
- Leads the ACC in field goal percentage (.597), second in blocks (2.6), 11th in rebounding (7.1) and 18th in scoring (13.1)
- Has reached double figures in 18 games
- Has multiple blocks in 18 games, with four or more in seven games
- Recorded 18 points, making a career-high seven free throws, and had 11 rebounds for a double-double vs. Kent State (12/4/20)
- Scored 18 points, had a season-high five blocks and added eight rebounds at Boston College (1/9/21)
- Had 18 points, making career-high four 3-pointers, and two blocks vs. Notre Dame (1/13/21)
- Dished out career-high five assists and scored 12 points at Clemson (1/16/21)
- Scored 18 points with five blocks vs. Georgia Tech (1/23/21)
- Recorded a double-double with career-high 21 points and matched career high with 12 rebounds vs. Syracuse (1/25/21)
- Scored 13 with team-high eight rebounds and two blocks vs. Pitt (2/6/21)
- Grabbed nine rebounds and had four blocks at Georgia Tech (2/10/21)
- Finished with a double-double, 18 points and tied a career-high with 12 rebounds, adding four blocks vs. North Carolina (2/13/21)
- Recorded double-double with 20 points and 12 rebounds, adding two blocks at Duke (2/20/21)
- Had a double-double with 19 points and 11 rebounds, and added five blocks and three steals vs. NC State (2/24/21)
- Finished with a double-double with 13 points and 12 rebounds and had four blocks vs. Syracuse in ACC quarterfinals (3/11/21)

2020-21 GAME-BY-GAME

Opponent	GP-GS	FG	3FG	FT	O-D	Reb	A	TO	Blk	Stl	PF	Min	Pts
Towson	1-1	6-8	2-3	0-0	1-3	4	0	0	3	0	3	17	14
San Francisco	2-2	1-2	0-1	2-2	0-7	7	1	0	2	0	1	26	4
Saint Francis	3-3	6-7	0-1	1-2	2-3	5	0	0	3	0	1	14	13
Kent State	4-4	5-9	1-2	7-8	0-11	11	1	1	2	0	0	37	18
William & Mary	5-5	4-7	1-2	0-0	2-2	4	1	1	3	1	1	17	9
Gonzaga	6-6	4-5	1-1	0-0	4-2	6	0	2	3	0	4	13	9
Notre Dame	7-7	7-9	1-3	0-0	0-5	5	1	2	1	0	4	24	15
Wake Forest	8-8	4-7	1-3	2-2	1-2	3	0	1	1	1	2	25	11
Boston College	9-9	7-11	0-1	4-4	2-6	8	0	2	5	1	4	29	18
Notre Dame	10-10	7-14	4-8	0-1	0-5	5	1	1	2	0	4	24	18
Clemson	11-11	5-12	2-6	0-0	1-6	7	5	0	0	0	3	25	12
Georgia Tech	12-12	7-11	2-3	2-2	1-4	5	2	2	5	0	1	30	18
Syracuse	13-13	8-11	1-1	4-4	2-10	12	2	3	2	1	2	32	21
Virginia Tech	14-14	5-7	3-3	0-0	1-3	4	1	2	1	1	4	23	13
NC State	15-15	5-12	1-6	1-1	0-6	6	3	1	1	2	3	33	12
Pitt	16-16	5-6	3-4	0-2	1-7	8	0	2	2	1	5	25	13
Georgia Tech	17-17	3-5	0-2	0-0	1-8	9	1	2	4	1	3	38	6
North Carolina	18-18	6-10	3-5	3-5	2-10	12	0	0	4	0	1	34	18
Florida State	19-19	2-6	0-3	0-0	0-2	2	1	3	2	0	3	31	4
Duke	20-20	9-15	0-1	2-2	6-6	12	1	2	2	0	3	34	20
NC State	21-21	6-12	1-6	6-6	4-7	11	0	1	5	3	3	33	19
Miami	22-22	2-10	1-3	2-2	3-4	7	0	1	1	0	2	24	7
Louisville	23-23	5-6	0-1	0-0	1-5	6	0	2	4	0	2	26	10
Syracuse	24-24	4-5	0-0	5-6	6-6	12	2	2	4	0	3	36	13

CAREER HIGHS

Points	21 vs. Syracuse (1/25/21)
FGs	9 at Duke (2/20/21)
3FGs	4 vs. Notre Dame (1/13/21)
FTs	7 vs. Kent State (12/4/20)
Rebounds	12, 4x - last at Duke (2/20/21)
Assists	5 at Clemson (1/16/21)
Turnovers	4 vs. Syracuse (1/11/20)
Blocks	10 vs. Duke (2/29/20)
Steals	3, 2x - last vs. NC State (2/24/21)
Minutes	41 vs. Syracuse (1/11/20)

SEASON HIGHS

Points	21 vs. Syracuse (1/25/21)
FGs	9 at Duke (2/20/21)
3FGs	4 vs. Notre Dame (1/13/21)
FTs	7 vs. Kent State (12/4/20)
Rebounds	12, 3x - last at Duke (2/20/21)
Assists	5 at Clemson (1/16/21)
Turnovers	3 vs. Syracuse (1/25/21)
Blocks	5, 3x - last vs. NC State (2/24/21)
Steals	3 vs. NC State (2/24/21)
Minutes	38 at Georgia Tech (2/10/21)

CAREER STATISTICS

Year	G-GS	Min-Avg.	FG-FGA	Pct.	3FG-3FGA	Pct.	FT-FTA	Pct.	Off-Def.	Reb-Avg.	PF-DQ	Ast	TO	Blk	Stl	Pts-Avg
2017-18	12-0	106-8.8	17-25	.680	2-7	.286	5-8	.625	6-17	23-1.92	14-1	4	4	14	1	41-3.4
2018-19	34-0	318-9.4	58-96	.604	14-31	.452	20-30	.667	19-54	73-2.1	50-0	8	17	25	8	150-4.4
2019-20	30-18	748-24.9	105-184	.571	19-53	.358	27-50	.540	57-129	186-6.2	72-2	24	32	61	11	256-8.5
2020-21	24-24	650-27.1	123-206	.597	28-69	.406	41-49	.837	41-130	171-7.1	62-1	23	33	62	12	315-13.1
TOTAL	**100-42**	**1822-18.2**	**303-511**	**.593**	**63-160**	**.394**	**93-137**	**.679**	**123-330**	**453-4.5**	**198-4**	**59**	**86**	**162**	**32**	**762-7.6**

CAREER ACC STATISTICS

Year	G-GS	Min-Avg.	FG-FGA	Pct.	3FG-3FGA	Pct.	FT-FTA	Pct.	Off-Def.	Reb-Avg.	PF-DQ	Ast	TO	Blk	Stl	Pts-Avg
2017-18	4-0	13-3.3	1-2	.500	0-0	.000	2-3	.667	1-1	2-0.5	3-0	1	0	3	0	4-1.0
2018-19	18-0	199-11.1	39-61	.639	9-17	.529	10-15	.667	9-37	46-2.6	31-0	5	11	16	6	97-5.4
2019-20	20-15	504-25.2	63-116	.543	13-35	.371	18-33	.545	34-93	127-6.4	57-2	16	21	44	5	157-7.9
2020-21	17-17	490-28.8	93-163	.571	23-59	.390	26-31	.839	26-96	122-7.2	49-1	18	27	42	11	235-13.8
TOTAL	**59-32**	**1207-20.5**	**196-342**	**.573**	**45-111**	**.405**	**56-82**	**.683**	**70-227**	**297-5.0**	**140-3**	**40**	**59**	**105**	**22**	**493-8.4**

CAREER NCAA TOURNAMENT STATISTICS

Year	G-GS	Min-Avg.	FG-FGA	Pct.	3FG-3FGA	Pct.	FT-FTA	Pct.	Off-Def.	Reb-Avg.	PF-DQ	Ast	TO	Blk	Stl	Pts-Avg
2019	5-0	18-3.6	3-7	.429	1-5	.200	0-0	.000	1-3	4-0.8	2-0	0	1	1	1	7-1.4
TOTAL	**5-0**	**18-3.6**	**3-7**	**.429**	**1-5**	**.200**	**0-0**	**.000**	**1-3**	**4-0.8**	**2-0**	**0**	**1**	**1**	**1**	**7-1.4**

53 TOMAS WOLDETENSAE

Guard • 6-5 • 196
Senior
Bologna, Italy • Indian Hills Community College

2020-21 HIGHLIGHTS

- Played 21 games, starting five
- All-ACC Academic Team
- Shooting 42.1 percent from the field, 42.6 percent from 3-point range and 90.9 percent free throws
- Was perfect from the field (2-for-2) vs. San Francisco (11/27/20)
- Scored eight points with career-high four assists vs. Saint Francis (12/1/20)
- Had season-high two steals vs. Kent State (12/4/20)
- Scored six points and had a steal vs. Gonzaga (12/26/20)
- Hit four 3-pointers, scoring a season-high 14 points with five rebounds and two steals at Clemson (1/16/21)
- Matched season-high with 14 points, going 4-for-5 from 3-point range, and added two assists vs. Pitt (2/6/21)
- Scored 12 points, going 3-for-4 from 3-point range, at Florida State (2/15/21)
- Hit a three and matched season-high with two steals vs. Miami (3/1/21)
- Scored eight points vs. Syracuse in ACC quarterfinals (3/11/21)

2020-21 GAME-BY-GAME

Opponent	GP-GS	FG	3FG	FT	O-D	Reb	A	TO	Blk	Stl	PF	Min	Pts
Towson	1-0	2-4	1-3	0-0	0-2	2	1	1	0	1	2	12	5
San Francisco	2-0	2-2	1-1	0-0	0-0	0	1	0	0	0	1	10	5
Saint Francis	3-1	2-5	2-4	2-2	0-3	3	4	1	0	0	0	23	8
Kent State	4-2	2-6	1-4	0-0	0-1	1	2	3	0	2	4	31	5
William & Mary	5-3	1-4	1-4	2-2	0-2	2	0	0	0	1	2	16	5
Gonzaga	6-4	2-5	2-4	0-0	0-0	0	0	0	0	1	3	16	6
Notre Dame	7-4	0-2	0-2	0-0	0-1	1	1	0	0	0	1	15	0
Wake Forest	8-4	0-2	0-1	0-0	0-2	2	0	0	0	0	0	8	0
Boston College	9-4	0-0	0-0	0-0	0-0	0	0	0	0	0	2	6	0
Notre Dame	DNP												
Clemson	10-4	5-7	4-6	0-0	0-5	5	1	1	0	2	0	20	14
Georgia Tech	11-4	0-1	0-1	0-0	0-0	0	0	1	0	0	0	1	0
Syracuse	12-4	0-1	0-1	0-0	0-1	1	2	2	0	0	0	9	0
Virginia Tech	13-4	0-2	0-0	0-0	0-0	0	1	0	0	1	0	8	0
NC State	14-4	0-1	0-0	0-0	0-0	0	0	0	0	0	1	3	0
Pitt	15-4	4-6	4-5	2-2	0-2	2	2	0	0	0	0	20	14
Georgia Tech	16-4	2-5	0-1	0-0	0-1	1	1	0	0	0	0	18	4
North Carolina	17-4	1-5	1-4	0-0	0-2	2	1	0	0	0	1	20	3
Florida State	18-4	4-5	3-4	1-2	0-1	1	1	2	0	1	2	13	12
Duke	DNP												
NC State	DNP												
Miami	19-5	1-3	1-3	0-0	0-2	2	1	1	0	2	1	15	3
Louisville	20-5	1-3	0-1	3-3	1-2	3	1	0	1	0	0	15	5
Syracuse	21-6	3-7	2-5	0-0	1-0	1	1	0	0	0	0	15	8

CAREER HIGHS

Points	27 at Louisville (2/8/20)
FGs	10 at Louisville (2/8/20)
3FGs	7, 2x - last at Louisville (2/8/20)
FTs	2, 5x - last vs. William & Mary (12/22/20)
Rebounds	6, 3x - last at Wake Forest (1/26/20)
Assists	4 vs. Saint Francis (12/1/20)
Turnovers	4 vs. Florida State (1/28/20)
Blocks	1, 5x - last at Pitt (2/22/20)
Steals	4 vs. Louisville (3/7/20)
Minutes	43 at Wake Forest (1/26/20)

SEASON HIGHS

Points	14, 2x - last vs. Pitt (2/6/21)
FGs	5 at Clemson (1/16/21)
3FGs	4, 2x - last vs. Pitt (2/6/21)
FTs	3 at Louisville (3/6/21)
Rebounds	5 at Clemson (1/16/21)
Assists	4 vs. Saint Francis (12/1/20)
Turnovers	3 vs. Kent State (12/4/20)
Blocks	1 at Louisville (3/6/21)
Steals	2, 3x - last vs. Miami (3/1/21)
Minutes	31 vs. Kent State (12/4/20)

CAREER STATISTICS

Year	G-GS	Min-Avg.	FG-FGA	Pct.	3FG-3FGA	Pct.	FT-FTA	Pct.	Off-Def.	Reb-Avg.	PF-DQ	Ast	TO	Blk	Stl	Pts-Avg
2019-20	29-22	785-27.1	65-187	.348	52-144	.361	8-9	.889	5-58	63-2.2	52-0	33	30	8	23	190-6.6
2020-21	21-5	294-14.0	32-76	.421	23-54	.426	10-11	.909	2-27	29-1.4	20-0	21	12	1	11	97-4.6
TOTAL	**50-27**	**1079-21.6**	**97-263**	**.369**	**75-198**	**.379**	**18-20**	**.900**	**7-85**	**92-1.8**	**72-0**	**54**	**42**	**9**	**34**	**287-5.7**

CAREER ACC STATISTICS

Year	G-GS	Min-Avg.	FG-FGA	Pct.	3FG-3FGA	Pct.	FT-FTA	Pct.	Off-Def.	Reb-Avg.	PF-DQ	Ast	TO	Blk	Stl	Pts-Avg
2019-20	20-15	558-27.9	51-143	.357	44-115	.383	6-7	.857	4-38	42-2.1	38-0	26	23	6	17	152-7.6
2020-21	14-1	171-12.2	18-43	.419	13-29	.448	6-7	.857	1-19	20-1.4	8-0	12	7	1	6	55-3.9
TOTAL	**34-16**	**729-21.4**	**69-186**	**.371**	**57-144**	**.396**	**12-14**	**.857**	**5-57**	**62-1.8**	**46-0**	**38**	**30**	**7**	**23**	**207-6.1**

1 JABRI ABDUR-RAHIM

Guard • 6-7 • 214
Freshman
South Orange, N.J. • Blair Academy

2020-21 HIGHLIGHTS

- Made collegiate debut, scoring three points vs. Towson (11/25/20)
- Had first career rebound and assist in 11 minutes vs. Saint Francis (12/1/20)
- Scored two points with one rebound and one steal vs. William & Mary (12/22/20)
- Had a block vs. Gonzaga (12/26/20)
- Scored two points with one assist at Clemson (1/16/21)

2020-21 GAME-BY-GAME

Opponent	GP-GS	FG	3FG	FT	O-D	Reb	A	TO	Blk	Stl	PF	Min	Pts
Towson	1-0	1-2	1-2	0-0	0-0	0	0	0	0	0	1	4	3
San Francisco	DNP												
Saint Francis	2-0	0-3	0-2	0-0	0-1	1	1	0	0	0	1	11	0
Kent State	DNP												
William & Mary	3-0	0-0	0-0	2-2	0-1	1	0	0	0	1	1	5	2
Gonzaga	4-0	0-1	0-1	0-0	0-0	0	0	0	1	0	4	8	0
Notre Dame	DNP												
Wake Forest	DNP												
Boston College	DNP												
Notre Dame	DNP												
Clemson	5-0	1-2	0-0	0-0	0-0	0	1	0	0	0	0	4	2
Georgia Tech	DNP												
Syracuse	6-0	0-1	0-1	0-0	0-0	0	0	0	0	0	0	2	0
Virginia Tech	DNP												
NC State	DNP												
Pitt	DNP												
Georgia Tech	DNP												
North Carolina	7-0	0-0	0-0	0-0	0-0	0	0	0	0	0	0	1	0
Florida State	8-0	0-1	0-1	0-0	0-0	0	0	1	0	0	0	2	0
Duke	DNP												
NC State	DNP												
Miami	DNP												
Louisville	DNP												
Syracuse	DNP												

CAREER/SEASON HIGH

Points	3 vs. Towson (11/25/20)
FGs	1, 2x - last at Clemson (1/16/21)
3FGs	1 vs. Towson (11/25/20)
FTs	2 vs. William & Mary (12/22/20)
Rebounds	1, 2x - last vs. William & Mary (12/22/20)
Assists	1, 2x - last at Clemson (1/16/21)
Turnovers	-
Blocks	1 vs. Gonzaga (12/26/20)
Steals	1 vs. William & Mary (12/22/20)
Minutes	11 vs. Saint Francis (12/1/20)

5 JAYDEN NIXON

Guard • 6-3 • 192
Junior
Charlottesville, Va. • Choate Rosemary Hall (Conn.)

2020-21 HIGHLIGHTS

- Played two minutes vs. Towson (11/25/20) and William & Mary (12/22/20)

2020-21 GAME-BY-GAME

Opponent	GP-GS	FG	3FG	FT	O-D	Reb	A	TO	Blk	Stl	PF	Min	Pts
Towson	1-0	0-0	0-0	0-0	0-1	1	0	0	0	0	1	2	0
San Francisco	DNP												
Saint Francis	DNP												
Kent State	DNP												
William & Mary	2-0	0-0	0-0	0-0	0-0	0	0	0	0	0	0	2	0
Gonzaga	DNP												
Notre Dame	DNP												
Wake Forest	DNP												
Boston College	DNP												
Notre Dame	DNP												
Clemson	DNP												
Georgia Tech	DNP												
Syracuse	DNP												
Virginia Tech	DNP												
NC State	DNP												
Pitt	DNP												
Georgia Tech	DNP												
North Carolina	DNP												
Florida State	DNP												
Duke	DNP												
NC State	DNP												
Miami	3-0	0-0	0-0	0-0	0-0	0	0	0	0	0	0	0+	0
Louisville	DNP												
Syracuse	DNP												

CAREER HIGH

Points	2, 3x - last at Syracuse (3/4/19)
FGs	1, 3x - last at Syracuse (3/4/19)
3FGs	-
FTs	1, 2x - last vs. Morgan State (12/3/18)
Rebounds	3, 2x - last vs. William and Mary (12/22/18)
Assists	1 vs. Pittsburgh (3/2/19)
Turnovers	2 vs. Marshall (1/31/18)
Blocks	1, 2x - last at Syracuse (3/4/19)
Steals	1, 2x - last vs. Pittsburgh (3/2/19)
Minutes	10 vs. Maine (11/27/19)

SEASON HIGHS

Points	-
FGs	-
3FGs	-
FTs	-
Rebounds	1 vs. Towson (11/25/20)
Assists	-
Turnovers	-
Blocks	-
Steals	-
Minutes	2, 2x - last vs. William & Mary (12/22/20)

11 MALACHI POINDEXTER

Guard • 6-2 • 193
Freshman
Mineral, Va. • St. Annes-Belfield School

2020-21 HIGHLIGHTS

• Made collegiate debut vs. Towson (11/25/20)

2020-21 GAME-BY-GAME

Opponent	GP-GS	FG	3FG	FT	O-D	Reb	A	TO	Blk	Stl	PF	Min	Pts
Towson	1-0	0-1	0-1	0-0	0-0	0	0	0	0	0	0	2	0
San Francisco	DNP												
Saint Francis	2-0	0-1	0-1	0-0	0-0	0	0	0	0	0	0	1	0
Kent State	DNP												
William & Mary	DNP												
Gonzaga	DNP												
Notre Dame	DNP												
Wake Forest	DNP												
Boston College	DNP												
Notre Dame	DNP												
Clemson	DNP												
Georgia Tech	DNP												
Syracuse	DNP												
Virginia Tech	DNP												
NC State	DNP												
Pitt	DNP												
Georgia Tech	DNP												
North Carolina	DNP												
Florida State	DNP												
Duke	DNP												
NC State	DNP												
Miami	3-0	0-0	0-0	0-0	0-0	0	0	0	0	0	0	0+	0
Louisville	DNP												
Syracuse	DNP												

CAREER/SEASON HIGH

Points	-
FGs	-
3FGs	-
FTs	-
Rebounds	-
Assists	-
Turnovers	-
Blocks	-
Steals	-
Minutes	2 vs. Towson (11/25/20)

12 CHASE COLEMAN

Guard • 5-9 • 154
Sophomore
Norfolk, Va. • Maury

2020-21 HIGHLIGHTS

• Played two minutes vs. Towson (11/25/20) and William & Mary (12/22/20)
• Scored two points vs. Miami (3/1/21)

2020-21 GAME-BY-GAME

Opponent	GP-GS	FG	3FG	FT	O-D	Reb	A	TO	Blk	Stl	PF	Min	Pts
Towson	1-0	0-0	0-0	0-0	0-1	1	0	0	0	0	0	2	0
San Francisco	DNP												
Saint Francis	2-0	0-0	0-0	0-0	0-0	0	0	0	0	0	0	1	0
Kent State	DNP												
William & Mary	3-0	0-0	0-0	0-0	0-0	0	0	0	0	0	0	2	0
Gonzaga	DNP												
Notre Dame	DNP												
Wake Forest	DNP												
Boston College	DNP												
Notre Dame	DNP												
Clemson	4-0	0-0	0-0	0-0	0-0	0	0	0	0	0	0	1	0
Georgia Tech	DNP												
Syracuse	DNP												
Virginia Tech	DNP												
NC State	DNP												
Pitt	DNP												
Georgia Tech	DNP												
North Carolina	DNP												
Florida State	DNP												
Duke	DNP												
NC State	DNP												
Miami	5-0	1-1	0-0	0-0	0-0	0	0	0	0	0	1	0+	2
Louisville	DNP												
Syracuse	DNP												

CAREER HIGHS

Points	3, 2x - last vs. Virginia Tech (1/4/20)
FGs	1, 6x - last vs. Miami (3/1/21)
3FGs	1, 2x - last vs. Virginia Tech (1/4/20)
FTs	-
Rebounds	2 vs. UMass (11/23/19)
Assists	1, 2x - last vs. Virginia Tech (1/4/20)
Turnovers	2 vs. Florida State (1/28/20)
Blocks	-
Steals	1, 4x - last vs. Virginia Tech (1/4/20)
Minutes	12 at Purdue (12/4/19)

SEASON HIGHS

Points	2 vs. Miami (3/1/21)
FGs	1 vs. Miami (3/1/21)
3FGs	-
FTs	-
Rebounds	1 vs. Towson (11/25/20)
Assists	-
Turnovers	-
Blocks	-
Steals	-
Minutes	2, 2x - last vs. William & Mary (12/22/20)

24 AUSTIN KATSTRA

Forward • 6-6 • 237
Senior
Charlottesville, Va. • Albemarle

2020-21 HIGHLIGHTS

- Played two minutes vs. Towson (11/25/20)
- Recorded a rebound vs. Saint Francis (12/1/20)
- Scored three points vs. William & Mary (12/22/20)

2020-21 GAME-BY-GAME

Opponent	GP-GS	FG	3FG	FT	O-D	Reb	A	TO	Blk	Stl	PF	Min	Pts
Towson	1-0	0-2	0-2	0-0	0-0	0	0	0	0	0	0	2	0
San Francisco	DNP												
Saint Francis	2-0	0-1	0-0	0-0	1-0	1	0	0	0	0	0	1	0
Kent State	DNP												
William & Mary	3-0	1-1	1-1	0-0	0-0	0	0	0	0	0	0	2	3
Gonzaga	DNP												
Notre Dame	DNP												
Wake Forest	DNP												
Boston College	DNP												
Notre Dame	DNP												
Clemson	4-0	0-0	0-0	0-0	0-0	0	0	0	0	0	0	1	0
Georgia Tech	DNP												
Syracuse	DNP												
Virginia Tech	DNP												
NC State	DNP												
Pitt	DNP												
Georgia Tech	DNP												
North Carolina	DNP												
Florida State	DNP												
Duke	DNP												
NC State	DNP												
Miami	5-0	0-0	0-0	0-0	0-0	0	0	0	0	0	0	0+	0
Louisville	DNP												
Syracuse	DNP												

CAREER HIGHS

Points	3, 2x - last vs. William & Mary (12/22/20)
FGs	1, 5x - last vs. William & Mary (12/22/20)
3FGs	1, 2x - last vs. William & Mary (12/22/20)
FTs	1 vs. Hampton (12/22/17)
Rebounds	5 vs. JMU (11/10/19)
Assists	--
Turnovers	1 vs. Savannah State (12/19/17)
Blocks	–
Steals	1 vs. Austin Peay (11/13/17)
Minutes	4, 2x last vs. Savannah State (12/19/17)

SEASON HIGHS

Points	3 vs. William & Mary (12/22/20)
FGs	1 vs. William & Mary (12/22/20)
3FGs	1 vs. William & Mary (12/22/20)
FTs	-
Rebounds	1 vs. Saint Francis (12/1/20)
Assists	-
Turnovers	-
Blocks	-
Steals	-
Minutes	2, 2x - last vs. William & Mary (12/22/20)

33 CARSON McCORKLE

Guard • 6-2 • 184
Freshman
Greensboro, N.C. • Greensboro Day School

2020-21 HIGHLIGHTS

- Had two assists in collegiate debut vs. Towson (11/25/20)
- Scored first career points and tallied two rebounds vs. Saint Francis (12/1/20)
- Had an assist and a steal vs. William & Mary (12/22/20)
- Played two minutes at Boston College (1/9/21)
- Scored career-high three points, hitting first collegiate 3-pointer, at Clemson (1/16/21)

2020-21 GAME-BY-GAME

Opponent	GP-GS	FG	3FG	FT	O-D	Reb	A	TO	Blk	Stl	PF	Min	Pts
Towson	1-0	0-2	0-2	0-0	1-2	1	2	0	0	0	1	5	0
San Francisco	DNP												
Saint Francis	2-0	1-2	0-1	0-0	0-2	2	0	0	0	0	0	5	2
Kent State	DNP												
William & Mary	3-0	0-0	0-0	0-0	0-0	0	1	0	0	1	0	3	0
Gonzaga	DNP												
Notre Dame	DNP												
Wake Forest	DNP												
Boston College	4-0	0-0	0-0	0-0	0-0	0	0	0	0	0	0	2	0
Notre Dame	DNP												
Clemson	5-0	1-1	1-1	0-0	0-1	1	1	0	0	0	0	4	3
Georgia Tech	DNP												
Syracuse	6-0	0-0	0-0	0-0	0-0	0	0	0	0	0	0	1	0
Virginia Tech	DNP												
NC State	DNP												
Pitt	DNP												
Georgia Tech	DNP												
North Carolina	7-0	0-0	0-0	0-0	0-0	0	0	0	0	0	0	1	0
Florida State	8-0	0-0	0-0	0-0	0-0	0	0	0	0	0	0	1	0
Duke	DNP												
NC State	DNP												
Louisville	DNP												
Syracuse	DNP												

CAREER/SEASON HIGHS

Points	3 at Clemson (1/16/21)
FGs	1, 2x - last at Clemson (1/16/21)
3FGs	1 at Clemson (1/16/21)
FTs	-
Rebounds	2 vs. Saint Francis (12/1/20)
Assists	2 vs. Towson (11/25/20)
Turnovers	-
Blocks	-
Steals	1 vs. William & Mary (12/22/20)
Minutes	5, 2x - last vs. Saint Francis (12/1/20)

2020-21 Virginia Basketball
Virginia Combined Team Statistics (as of Mar 11, 2021)
All games

Overall record: 18-6 Conf: 13-4 Home: 10-1 Away: 6-3 Neutral: 2-2

					Total		3-Point		F-Throw		Rebounds											
##	Player	gp-gs	min	avg	fg-fga	fg%	3fg-fga	3fg%	ft-fta	ft%	off	def	tot	avg	pf	dq	a	to	blk	stl	pts	avg
10	Sam Hauser	24-24	821	34.2	143-276	.518	62-143	.434	37-42	.881	21	140	161	6.7	37	0	42	26	10	13	385	16.0
30	Jay Huff	24-24	650	27.1	123-206	.597	28-69	.406	41-49	.837	41	130	171	7.1	62	1	23	33	62	12	315	13.1
25	Trey Murphy III	24-19	704	29.3	92-182	.505	48-112	.429	38-41	.927	14	67	81	3.4	45	1	30	18	11	18	270	11.3
00	Kihei Clark	24-22	816	34.0	82-197	.416	19-58	.328	45-60	.750	6	42	48	2.0	30	0	110	53	0	18	228	9.5
02	Reece Beekman	24-19	694	28.9	39-103	.379	9-35	.257	25-33	.758	4	65	69	2.9	37	0	72	29	8	29	112	4.7
53	Tomas Woldetensae	21-5	294	14.0	32-76	.421	23-54	.426	10-11	.909	2	27	29	1.4	20	0	21	12	1	11	97	4.6
13	Casey Morsell	22-3	325	14.8	39-101	.386	9-36	.250	7-11	.636	5	23	28	1.3	21	0	14	12	5	8	94	4.3
04	Justin McKoy	19-4	213	11.2	28-58	.483	3-9	.333	8-10	.800	17	45	62	3.3	18	0	10	10	0	4	67	3.5
23	Kody Stattmann	4-0	34	8.5	7-12	.583	0-2	.000	0-0	.000	0	7	7	1.8	1	0	2	0	1	1	14	3.5
21	Kadin Shedrick	11-0	88	8.0	11-21	.524	0-1	.000	6-9	.667	12	12	24	2.2	14	0	3	6	4	2	28	2.5
22	Francisco Caffaro	16-0	108	6.8	6-12	.500	0-0	.000	8-10	.800	9	11	20	1.3	15	0	2	6	1	0	20	1.3
01	Jabri Abdur-Rahim	8-0	37	4.6	2-10	.200	1-7	.143	2-2	1.000	0	2	2	0.3	7	0	2	1	1	1	7	0.9
33	Carson McCorkle	8-0	22	2.8	2-5	.400	1-4	.250	0-0	.000	1	3	4	0.5	1	0	4	0	0	1	5	0.6
24	Austin Katstra	5-0	6	1.2	1-4	.250	1-3	.333	0-0	.000	1	0	1	0.2	0	0	0	0	0	0	3	0.6
12	Chase Coleman	5-0	6	1.2	1-1	1.000	0-0	.000	0-0	.000	0	1	1	0.2	1	0	0	0	0	0	2	0.4
11	Malachi Poindexter	3-0	3	1.0	0-2	.000	0-2	.000	0-0	.000	0	0	0	0.0	0	0	0	0	0	0	0	0.0
05	Jayden Nixon	3-0	4	1.3	0-0	.000	0-0	.000	0-0	.000	0	1	1	0.3	1	0	0	0	0	0	0	0.0
	Team										24	29	53					20				
	Total.....	24	4825		608-1266	.480	204-535	.381	227-278	.817	157	605	762	31.8	310	2	335	226	104	118	1647	68.6
	Opponents.....	24	4825		529-1272	.416	161-473	.340	232-313	.741	177	523	700	29.2	297	-	279	223	56	123	1451	60.5

TEAM STATISTICS	VA	OPP
SCORING	1647	1451
Points per game	68.6	60.5
Scoring margin	+8.2	-
FIELD GOALS-ATT	608-1266	529-1272
Field goal pct	.480	.416
3 POINT FG-ATT	204-535	161-473
3-point FG pct	.381	.340
3-pt FG made per game	8.5	6.7
FREE THROWS-ATT	227-278	232-313
Free throw pct	.817	.741
F-Throws made per game	9.5	9.7
REBOUNDS	762	700
Rebounds per game	31.8	29.2
Rebounding margin	+2.6	-
ASSISTS	335	279
Assists per game	14.0	11.6
TURNOVERS	226	223
Turnovers per game	9.4	9.3
Turnover margin	-0.1	-
Assist/turnover ratio	1.5	1.3
STEALS	118	123
Steals per game	4.9	5.1
BLOCKS	104	56
Blocks per game	4.3	2.3
ATTENDANCE	2000	13994
Home games-Avg/Game	11-182	9-1244
Neutral site-Avg/Game	-	4-699

Score by Periods	1st	2nd	OT	Totals
Virginia	760	878	9	1647
Opponents	645	804	2	1451

	Date	Opponent		Score	Att.
	11/25/20	vs Towson	W	89-54	0
	11/27/20	vs San Francisco	L	60-61	0
	12/01/20	SAINT FRANCIS (PA)	W	76-51	250
	12/04/20	KENT ST.	Wot	71-64	250
	12/22/20	WILLIAM & MARY	W	76-40	250
	12/26/20	vs Gonzaga	L	75-98	2795
*	12/30/20	at Notre Dame	W	66-57	86
*	01/06/21	WAKE FOREST	W	70-61	250
*	01/09/21	at Boston College	W	61-49	0
*	01/13/21	NOTRE DAME	W	80-68	250
*	01/16/21	at Clemson	W	85-50	1876
*	01/23/21	GEORGIA TECH	W	64-62	250
*	01/25/21	SYRACUSE	W	81-58	250
*	01/30/21	at Virginia Tech	L	51-65	250
*	02/03/21	at NC State	W	64-57	25
*	02/06/21	PITTSBURGH	W	73-66	0
*	02/10/21	at Georgia Tech	W	57-49	1200
*	02/13/21	NORTH CAROLINA	W	60-48	250
*	02/15/21	at Florida St.	L	60-81	2950
*	02/20/21	at Duke	L	65-66	0
*	02/24/21	NC STATE	L	61-68	0
*	03/01/21	MIAMI (FL)	W	62-51	0
*	03/06/21	at Louisville	W	68-58	4812
&	03/11/21	vs Syracuse	W	72-69	0

* = Conference game
& = ACC Tournament

2020-21 Virginia Basketball
Virginia Combined Team Statistics (as of Mar 06, 2021)
Conference games

Overall record: 13-4 Conf: 13-4 Home: 7-1 Away: 6-3 Neutral: 0-0

					Total		3-Point		F-Throw		Rebounds											
##	Player	gp-gs	min	avg	fg-fga	fg%	3fg-fga	3fg%	ft-fta	ft%	off	def	tot	avg	pf	dq	a	to	blk	stl	pts	avg
10	Sam Hauser	17-17	598	35.2	105-202	.520	49-106	.462	28-32	.875	13	108	121	7.1	30	0	29	16	7	12	287	16.9
30	Jay Huff	17-17	490	28.8	93-163	.571	23-59	.390	26-31	.839	26	96	122	7.2	49	1	18	27	42	11	235	13.8
25	Trey Murphy III	17-17	535	31.5	65-128	.508	30-74	.405	22-22	1.000	10	50	60	3.5	33	1	22	15	8	11	182	10.7
00	Kihei Clark	17-17	604	35.5	62-151	.411	15-45	.333	24-33	.727	5	34	39	2.3	22	0	85	36	0	14	163	9.6
02	Reece Beekman	17-15	523	30.8	25-73	.342	5-24	.208	25-31	.806	3	48	51	3.0	25	0	54	22	7	19	80	4.7
13	Casey Morsell	15-1	232	15.5	25-70	.357	7-25	.280	3-7	.429	2	18	20	1.3	16	0	9	7	3	5	60	4.0
53	Tomas Woldetensae	14-1	171	12.2	18-43	.419	13-29	.448	6-7	.857	1	19	20	1.4	8	0	12	7	1	6	55	3.9
04	Justin McKoy	12-0	116	9.7	18-36	.500	1-3	.333	0-1	.000	15	23	38	3.2	12	0	2	3	0	2	37	3.1
22	Francisco Caffaro	12-0	90	7.5	6-11	.545	0-0	.000	6-8	.750	8	9	17	1.4	12	0	1	6	1	0	18	1.5
12	Chase Coleman	2-0	1	0.5	1-1	1.000	0-0	.000	0-0	.000	0	0	0	0.0	1	0	0	0	0	0	2	1.0
21	Kadin Shedrick	5-0	20	4.0	2-3	.667	0-0	.000	0-0	.000	0	2	2	0.4	5	0	0	1	0	0	4	0.8
33	Carson McCorkle	5-0	9	1.8	1-1	1.000	1-1	1.000	0-0	.000	0	1	1	0.2	0	0	1	0	0	0	3	0.6
01	Jabri Abdur-Rahim	4-0	9	2.3	1-4	.250	0-2	.000	0-0	.000	0	0	0	0.0	0	0	1	1	0	0	2	0.5
05	Jayden Nixon	1-0	0	0.0	0-0	.000	0-0	.000	0-0	.000	0	0	0	0.0	0	0	0	0	0	0	0	0.0
23	Kody Stattmann	1-0	1	1.0	0-0	.000	0-0	.000	0-0	.000	0	0	0	0.0	0	0	0	0	1	0	0	0.0
24	Austin Katstra	2-0	1	0.5	0-0	.000	0-0	.000	0-0	.000	0	0	0	0.0	0	0	0	0	0	0	0	0.0
11	Malachi Poindexter	1-0	0	0.0	0-0	.000	0-0	.000	0-0	.000	0	0	0	0.0	0	0	0	0	0	0	0	0.0
	Team										17	21	38					16				
	Total.....	17	3400		422-886	.476	144-368	.391	140-172	.814	100	429	529	31.1	213	2	234	157	70	80	1128	66.4
	Opponents.....	17	3400		372-887	.419	104-314	.331	166-226	.735	116	381	497	29.2	190	-	186	152	48	86	1014	59.6

TEAM STATISTICS	VA	OPP
SCORING	1128	1014
Points per game	66.4	59.6
Scoring margin	+6.7	-
FIELD GOALS-ATT	422-886	372-887
Field goal pct	.476	.419
3 POINT FG-ATT	144-368	104-314
3-point FG pct	.391	.331
3-pt FG made per game	8.5	6.1
FREE THROWS-ATT	140-172	166-226
Free throw pct	.814	.735
F-Throws made per game	8.2	9.8
REBOUNDS	529	497
Rebounds per game	31.1	29.2
Rebounding margin	+1.9	-
ASSISTS	234	186
Assists per game	13.8	10.9
TURNOVERS	157	152
Turnovers per game	9.2	8.9
Turnover margin	-0.3	-
Assist/turnover ratio	1.5	1.2
STEALS	80	86
Steals per game	4.7	5.1
BLOCKS	70	48
Blocks per game	4.1	2.8
ATTENDANCE	1250	11199
Home games-Avg/Game	8-156	9-1244
Neutral site-Avg/Game	-	0-0

Score by Periods	1st	2nd	Totals
Virginia	517	611	1128
Opponents	473	541	1014

	Date	Opponent		Score	Att.
*	12/30/20	at Notre Dame	W	66-57	86
*	01/06/21	WAKE FOREST	W	70-61	250
*	01/09/21	at Boston College	W	61-49	0
*	01/13/21	NOTRE DAME	W	80-68	250
*	01/16/21	at Clemson	W	85-50	1876
*	01/23/21	GEORGIA TECH	W	64-62	250
*	01/25/21	SYRACUSE	W	81-58	250
*	01/30/21	at Virginia Tech	L	51-65	250
*	02/03/21	at NC State	W	64-57	25
*	02/06/21	PITTSBURGH	W	73-66	0
*	02/10/21	at Georgia Tech	W	57-49	1200
*	02/13/21	NORTH CAROLINA	W	60-48	250
*	02/15/21	at Florida St.	L	60-81	2950
*	02/20/21	at Duke	L	65-66	0
*	02/24/21	NC STATE	L	61-68	0
*	03/01/21	MIAMI (FL)	W	62-51	0
*	03/06/21	at Louisville	W	68-58	4812

* - Conference game

2020-21 Virginia Basketball
Virginia Combined Team Statistics (as of Mar 11, 2021)
2021 ACC Tournament

RECORD:	OVERALL	HOME	AWAY	NEUTRAL
ALL GAMES	1-0	0-0	0-0	1-0
CONFERENCE	0-0	0-0	0-0	0-0
NON-CONFERENCE	1-0	0-0	0-0	1-0

					Total		3-Point		F-Throw		Rebounds											
##	Player	gp-gs	min	avg	fg-fga	fg%	3fg-fga	3fg%	ft-fta	ft%	off	def	tot	avg	pf	dq	a	to	blk	stl	pts	avg
10	Sam Hauser	1-1	36	36.0	8-15	.533	3-10	.300	2-2	1.000	0	5	5	5.0	3	0	3	1	1	0	21	21.0
25	Trey Murphy III	1-1	32	32.0	4-12	.333	3-11	.273	4-4	1.000	0	2	2	2.0	4	0	0	0	2	2	15	15.0
30	Jay Huff	1-1	36	36.0	4-5	.800	0-0	.000	5-6	.833	6	6	12	12.0	3	0	2	2	4	0	13	13.0
00	Kihei Clark	1-1	34	34.0	4-9	.444	2-5	.400	0-0	.000	1	1	2	2.0	0	0	6	2	0	1	10	10.0
53	Tomas Woldetensae	1-0	15	15.0	3-7	.429	2-5	.400	0-0	.000	1	0	1	1.0	0	0	1	0	0	0	8	8.0
02	Reece Beekman	1-1	31	31.0	1-6	.167	1-4	.250	0-0	.000	1	2	3	3.0	3	0	4	2	0	2	3	3.0
04	Justin McKoy	1-0	12	12.0	1-1	1.000	0-0	.000	0-0	.000	1	5	6	6.0	1	0	1	3	0	0	2	2.0
13	Casey Morsell	1-0	4	4.0	0-0	.000	0-0	.000	0-0	.000	0	0	0	0.0	0	0	0	0	0	0	0	0.0
	Team										0	2	2					2				
	Total.....	1	200		25-55	.455	11-35	.314	11-12	.917	10	23	33	33.0	14	0	17	12	7	5	72	72.0
	Opponents.....	1	200		24-57	.421	8-22	.364	13-17	.765	11	19	30	30.0	12	-	16	7	3	6	69	69.0

TEAM STATISTICS	VA	OPP
SCORING	72	69
Points per game	72.0	69.0
Scoring margin	+3.0	-
FIELD GOALS-ATT	25-55	24-57
Field goal pct	.455	.421
3 POINT FG-ATT	11-35	8-22
3-point FG pct	.314	.364
3-pt FG made per game	11.0	8.0
FREE THROWS-ATT	11-12	13-17
Free throw pct	.917	.765
F-Throws made per game	11.0	13.0
REBOUNDS	33	30
Rebounds per game	33.0	30.0
Rebounding margin	+3.0	-
ASSISTS	17	16
Assists per game	17.0	16.0
TURNOVERS	12	7
Turnovers per game	12.0	7.0
Turnover margin	-5.0	-
Assist/turnover ratio	1.4	2.3
STEALS	5	6
Steals per game	5.0	6.0
BLOCKS	7	3
Blocks per game	7.0	3.0
ATTENDANCE	0	0
Home games-Avg/Game	0-0	0-0
Neutral site-Avg/Game	-	1-0

Score by Periods	1st	2nd	Totals
Virginia	36	36	72
Opponents	39	30	69

	Date	Opponent		Score	Att.
&	03/11/21	vs Syracuse	W	72-69	0

* = Conference game
& = ACC Tournament

2020-21 Virginia Basketball

Virginia Team Game-by-Game Comparison (as of Mar 11, 2021)

All games

Opponent	1st	2nd	Score	Mar	Total FG	FG Pct	3-Pointers	3FG Pct	Free Throws	FT Pct	Rebounds		Assist	T/Over	Block	Steal	Fouls
Towson	42/19	47/35	89-54	+35	35-63/18-49	.556/.367	15-29/7-16	.517/.438	4-4/11-14	1000/.786	34/26	+8	17/9	6/10	5/0	7/1	14/9
San Francisco	24/21	36/40	60-61	(1)	21-51/23-58	.412/.397	3-12/13-28	.250/.464	15-18/2-4	.833/.500	36/32	+4	5/14	8/8	6/3	3/6	12/16
SAINT FRANCIS (PA)	45/13	31/38	76-51	+25	30-58/18-50	.517/.360	5-22/7-24	.227/.292	11-12/8-13	.917/.615	38/25	+13	18/10	9/10	3/0	5/5	15/12
KENT ST.	29/22	33/40	71-64	+7	21-44/25-63	.477/.397	7-18/9-32	.389/.281	22-30/5-6	.733/.833	32/30	+2	14/12	12/12	4/0	6/8	13/25
WILLIAM & MARY	36/14	40/26	76-40	+36	28-55/14-50	.509/.280	9-26/3-17	.346/.176	11-14/9-10	.786/.900	35/29	+6	16/6	7/17	5/0	8/3	9/16
Gonzaga	31/44	44/54	75-98	(23)	26-54/35-58	.481/.603	10-25/10-20	.400/.500	13-16/18-23	.813/.783	25/31	(6)	14/26	15/7	4/2	4/8	20/17
Notre Dame	30/24	36/33	66-57	+9	27-58/18-45	.466/.400	8-26/5-20	.308/.250	4-8/16-21	.500/.762	35/31	+4	14/13	5/7	3/1	3/3	15/11
WAKE FOREST	34/39	36/22	70-61	+9	28-52/23-45	.538/.511	6-20/10-19	.300/.526	8-10/5-11	.800/.455	26/26	-	11/12	6/13	1/1	10/4	8/12
Boston College	29/26	32/23	61-49	+12	24-53/17-55	.453/.309	4-15/6-21	.267/.286	9-10/9-15	.900/.600	33/37	(4)	7/9	7/11	6/6	3/3	15/10
NOTRE DAME	37/25	43/43	80-68	+12	31-57/22-51	.544/.431	12-24/5-22	.500/.227	6-7/19-20	.857/.950	29/27	+2	16/10	8/7	3/2	3/4	17/8
Clemson	33/17	52/33	85-50	+35	34-56/21-52	.607/.404	15-27/5-23	.556/.217	2-2/3-4	1000/.750	33/21	+12	22/7	7/9	1/2	6/2	8/8
GEORGIA TECH	32/36	32/26	64-62	+2	25-52/24-53	.481/.453	8-18/9-15	.444/.600	6-7/5-6	.857/.833	32/25	+7	14/12	9/6	7/8	2/8	8/11
SYRACUSE	35/26	46/32	81-58	+23	29-59/22-59	.492/.373	14-31/5-24	.452/.208	9-11/9-10	.818/.900	41/28	+13	23/10	13/12	5/2	7/9	8/10
Virginia Tech	29/21	22/44	51-65	(14)	19-52/22-44	.365/.500	10-28/9-18	.357/.500	3-4/12-14	.750/.857	24/30	(6)	9/13	9/12	1/4	6/2	16/8
NC State	28/24	36/33	64-57	+7	19-41/23-53	.463/.434	6-17/4-14	.353/.286	20-22/7-12	.909/.583	24/31	(7)	12/9	11/12	3/0	5/6	13/16
PITTSBURGH	30/27	43/39	73-66	+7	25-47/26-60	.532/.433	12-24/4-14	.500/.286	11-14/10-15	.786/.667	27/33	(6)	13/11	12/9	2/1	5/4	15/11
Georgia Tech	20/26	37/23	57-49	+8	24-49/18-50	.490/.360	7-20/4-21	.350/.190	2-2/9-11	1000/.818	35/21	+14	16/11	17/8	7/2	2/6	9/9
NORTH CAROLINA	27/18	33/30	60-48	+12	19-48/20-58	.396/.345	10-22/2-16	.455/.125	12-19/6-12	.632/.500	34/41	(7)	16/11	6/8	5/2	4/6	14/18
Florida St.	25/45	35/36	60-81	(21)	22-47/29-58	.468/.500	9-23/13-24	.391/.542	7-12/10-13	.583/.769	25/31	(6)	14/17	13/5	4/2	3/9	15/12
Duke	36/39	29/27	65-66	(1)	26-52/26-51	.500/.510	5-11/9-23	.455/.391	8-10/5-9	.800/.556	32/22	+10	11/16	13/10	4/7	6/7	12/14
NC STATE	23/29	38/39	61-68	(7)	20-54/20-44	.370/.455	7-25/5-12	.280/.417	14-14/23-28	1000/.821	30/31	(1)	13/12	8/9	6/4	5/6	19/12
MIAMI (FL)	41/30	21/21	62-51	+11	23-57/20-52	.404/.385	8-22/4-15	.364/.267	8-9/7-8	.889/.875	35/32	+3	13/5	8/11	4/4	9/5	8/11
Louisville	28/21	40/37	68-58	+10	27-52/21-57	.519/.368	3-15/5-13	.200/.385	11-11/11-17	1000/.647	34/30	+4	10/8	5/3	8/0	1/2	13/9
Syracuse	36/39	36/30	72-69	+3	25-55/24-57	.455/.421	11-35/8-22	.314/.364	11-12/13-17	.917/.765	33/30	+3	17/16	12/7	7/3	5/6	14/12

Note: Game totals are displayed in the format TEAM/OPPONENT for each category

2020-21 Virginia Basketball
Virginia Points-Rebounds-Assists (as of Mar 11, 2021)
All games

Opponent	Date	Score		00 CLARK,KIHE	01 ABDUR-RAHI	02 BEEKMAN,RE	04 MCKOY,JUST	05 NIXON,JAYD	10 HAUSER,SAM	11 POINDEXTER
vs Towson	11/25/20	89-54	W	7-0-3	3-0-0	3-2-2	2-5-3	0-1-0	19-8-3	0-0-0
vs San Francisco	11/27/20	60-61	L	9-2-2	DNP	11-4-0	11-6-1	DNP	10-6-0	DNP
SAINT FRANCIS (PA)	12/01/20	76-51	W	0-0-3	0-1-1	2-2-4	7-2-1	DNP	11-6-0	0-0-0
KENT ST.	12/04/20	71-64	W	14-1-3	DNP	4-3-0	0-2-1	DNP	18-7-4	DNP
WILLIAM & MARY	12/22/20	76-40	W	6-2-4	2-1-0	6-2-4	3-1-1	0-0-0	9-3-2	DNP
vs Gonzaga	12/26/20	75-98	L	19-2-4	0-0-0	3-2-4	5-2-0	DNP	10-5-1	DNP
at Notre Dame	12/30/20	66-57	W	19-3-5	DNP	0-1-0	6-6-1	DNP	13-10-4	DNP
WAKE FOREST	01/06/21	70-61	W	10-1-3	DNP	12-1-3	6-5-0	DNP	16-11-3	DNP
at Boston College	01/09/21	61-49	W	12-3-3	DNP	4-3-3	2-4-0	DNP	17-10-1	DNP
NOTRE DAME	01/13/21	80-68	W	12-1-6	DNP	7-4-3	DNP	DNP	15-9-1	DNP
at Clemson	01/16/21	85-50	W	12-0-5	2-0-1	8-5-6	0-1-0	DNP	14-8-2	DNP
GEORGIA TECH	01/23/21	64-62	W	2-3-8	DNP	6-5-3	DNP	DNP	22-6-0	DNP
SYRACUSE	01/25/21	81-58	W	4-4-9	0-0-0	10-5-5	0-0-0	DNP	21-7-3	DNP
at Virginia Tech	01/30/21	51-65	L	11-2-0	DNP	1-1-3	2-2-0	DNP	10-5-1	DNP
at NC State	02/03/21	64-57	W	8-2-6	DNP	8-5-1	0-1-0	DNP	18-5-1	DNP
PITTSBURGH	02/06/21	73-66	W	11-1-8	DNP	4-0-2	DNP	DNP	23-6-1	DNP
at Georgia Tech	02/10/21	57-49	W	14-3-6	DNP	7-5-2	DNP	DNP	8-10-5	DNP
NORTH CAROLINA	02/13/21	60-48	W	6-2-5	0-0-0	1-8-7	DNP	DNP	17-5-2	DNP
at Florida St.	02/15/21	60-81	L	12-3-4	0-0-0	0-2-3	5-2-0	DNP	11-5-0	DNP
at Duke	02/20/21	65-66	L	15-4-2	DNP	0-1-2	0-2-0	DNP	19-8-3	DNP
NC STATE	02/24/21	61-68	L	11-3-7	DNP	2-2-3	4-3-1	DNP	21-2-0	DNP
MIAMI (FL)	03/01/21	62-51	W	2-3-5	DNP	4-0-4	8-6-0	0-0-0	18-6-1	0-0-0
at Louisville	03/06/21	68-58	W	2-1-3	DNP	6-3-4	4-6-0	DNP	24-8-1	DNP
vs Syracuse	03/11/21	72-69	W	10-2-6	DNP	3-3-4	2-6-1	DNP	21-5-3	DNP

Opponent	Date	Score		12 COLEMAN,CH	13 MORSELL,CA	21 SHEDRICK,K	22 CAFFARO,FR	23 STATTMANN,	24 KATSTRA,AU	25 III,TREY M
vs Towson	11/25/20	89-54	W	0-1-0	5-4-2	2-0-1	0-1-0	8-2-0	0-0-0	21-3-0
vs San Francisco	11/27/20	60-61	L	DNP	4-1-0	0-3-0	DNP	2-1-0	DNP	4-1-0
SAINT FRANCIS (PA)	12/01/20	76-51	W	0-0-0	7-0-2	12-8-0	0-0-0	4-4-2	0-1-0	10-4-1
KENT ST.	12/04/20	71-64	W	DNP	4-0-1	0-0-0	DNP	DNP	DNP	8-4-2
WILLIAM & MARY	12/22/20	76-40	W	0-0-0	6-2-0	10-7-0	2-2-0	DNP	3-0-0	15-4-3
vs Gonzaga	12/26/20	75-98	L	DNP	8-1-0	0-4-2	0-0-1	DNP	DNP	15-3-2
at Notre Dame	12/30/20	66-57	W	DNP	6-2-1	2-1-0	DNP	DNP	DNP	5-4-1
WAKE FOREST	01/06/21	70-61	W	DNP	DNP	2-0-0	DNP	DNP	DNP	13-1-2
at Boston College	01/09/21	61-49	W	DNP	DNP	DNP	0-0-0	DNP	DNP	8-4-0
NOTRE DAME	01/13/21	80-68	W	DNP	15-4-0	DNP	3-1-1	DNP	DNP	10-0-4
at Clemson	01/16/21	85-50	W	0-0-0	5-1-0	DNP	2-2-0	DNP	0-0-0	13-3-1
GEORGIA TECH	01/23/21	64-62	W	DNP	9-4-1	DNP	4-3-0	DNP	DNP	3-1-0
SYRACUSE	01/25/21	81-58	W	DNP	7-2-0	DNP	2-2-0	DNP	DNP	16-7-2
at Virginia Tech	01/30/21	51-65	L	DNP	4-1-2	DNP	0-2-0	DNP	DNP	10-6-1
at NC State	02/03/21	64-57	W	DNP	0-0-1	DNP	0-0-0	DNP	DNP	18-5-0
PITTSBURGH	02/06/21	73-66	W	DNP	0-0-0	DNP	0-1-0	DNP	DNP	8-4-0
at Georgia Tech	02/10/21	57-49	W	DNP	0-0-0	0-0-0	DNP	DNP	DNP	18-5-1
NORTH CAROLINA	02/13/21	60-48	W	DNP	2-1-0	0-0-0	1-2-0	DNP	DNP	12-0-1
at Florida St.	02/15/21	60-81	L	DNP	3-2-2	0-1-0	DNP	0-0-0	DNP	13-5-3
at Duke	02/20/21	65-66	L	DNP	7-2-2	DNP	0-0-0	DNP	DNP	4-2-1
NC STATE	02/24/21	61-68	L	DNP	0-1-0	DNP	2-1-0	DNP	DNP	2-1-2
MIAMI (FL)	03/01/21	62-51	W	2-0-0	2-0-0	DNP	4-3-0	DNP	0-0-0	12-6-2
at Louisville	03/06/21	68-58	W	DNP	0-0-0	DNP	DNP	DNP	DNP	17-6-1
vs Syracuse	03/11/21	72-69	W	DNP	0-0-0	DNP	DNP	DNP	DNP	15-2-0

2020-21 Virginia Basketball
Virginia Points-Rebounds-Assists (as of Mar 11, 2021)
All games

Opponent	Date	Score		30 HUFF,JAY	33 MCCORKLE,C	53 WOLDETENSA
vs Towson	11/25/20	89-54	W	14-4-0	0-1-2	5-2-1
vs San Francisco	11/27/20	60-61	L	4-7-1	DNP	5-0-1
SAINT FRANCIS (PA)	12/01/20	76-51	W	13-5-0	2-2-0	8-3-4
KENT ST.	12/04/20	71-64	W	18-11-1	DNP	5-1-2
WILLIAM & MARY	12/22/20	76-40	W	9-4-1	0-0-1	5-2-0
vs Gonzaga	12/26/20	75-98	L	9-6-0	DNP	6-0-0
at Notre Dame	12/30/20	66-57	W	15-5-1	DNP	0-1-1
WAKE FOREST	01/06/21	70-61	W	11-3-0	DNP	0-2-0
at Boston College	01/09/21	61-49	W	18-8-0	0-0-0	0-0-0
NOTRE DAME	01/13/21	80-68	W	18-5-1	DNP	DNP
at Clemson	01/16/21	85-50	W	12-7-5	3-1-1	14-5-1
GEORGIA TECH	01/23/21	64-62	W	18-5-2	DNP	0-0-0
SYRACUSE	01/25/21	81-58	W	21-12-2	0-0-0	0-1-2
at Virginia Tech	01/30/21	51-65	L	13-4-1	DNP	0-0-1
at NC State	02/03/21	64-57	W	12-6-3	DNP	0-0-0
PITTSBURGH	02/06/21	73-66	W	13-8-0	DNP	14-2-2
at Georgia Tech	02/10/21	57-49	W	6-9-1	DNP	4-1-1
NORTH CAROLINA	02/13/21	60-48	W	18-12-0	0-0-0	3-2-1
at Florida St.	02/15/21	60-81	L	4-2-1	0-0-0	12-1-1
at Duke	02/20/21	65-66	L	20-12-1	DNP	DNP
NC STATE	02/24/21	61-68	L	19-11-0	DNP	DNP
MIAMI (FL)	03/01/21	62-51	W	7-7-0	DNP	3-2-1
at Louisville	03/06/21	68-58	W	10-6-0	DNP	5-3-1
vs Syracuse	03/11/21	72-69	W	13-12-2	DNP	8-1-1

Individual Career History

Jabri Abdur-Rahim

Season	gp-gs	min/avg	Total fg-fga	pct	3-Point fg-fga	pct	F-Throws ft-fta	pct	Rebounds off	def	tot	avg	pf	fo	ast	to	blk	stl	Scoring pts	avg
2020-21	8-0	37/4.6	2-10	.200	1-7	.143	2-2	1.000	0	2	2	0.3	7	0	2	1	1	1	7	0.9
TOTAL	8-0	37/4.6	2-10	.200	1-7	.143	2-2	1.000	0	2	2	0.3	7	0	2	1	1	1	7	0.9

Reece Beekman

Season	gp-gs	min/avg	Total fg-fga	pct	3-Point fg-fga	pct	F-Throws ft-fta	pct	Rebounds off	def	tot	avg	pf	fo	ast	to	blk	stl	Scoring pts	avg
2020-21	24-19	694/28.9	39-103	.379	9-35	.257	25-33	.758	4	65	69	2.9	37	0	72	29	8	29	112	4.7
TOTAL	24-19	694/28.9	39-103	.379	9-35	.257	25-33	.758	4	65	69	2.9	37	0	72	29	8	29	112	4.7

Francisco Caffaro

Season	gp-gs	min/avg	Total fg-fga	pct	3-Point fg-fga	pct	F-Throws ft-fta	pct	Rebounds off	def	tot	avg	pf	fo	ast	to	blk	stl	Scoring pts	avg
2019-20	20-2	152/7.6	9-17	.529	0-0	.000	10-15	.667	10	14	24	1.2	24	0	0	9	5	2	28	1.4
2020-21	16-0	108/6.8	6-12	.500	0-0	.000	8-10	.800	9	11	20	1.3	15	0	2	6	1	0	20	1.3
TOTAL	36-2	260/7.2	15-29	.517	0-0	.000	18-25	.720	19	25	44	1.2	39	0	2	15	6	2	48	1.3

Kihei Clark

Season	gp-gs	min/avg	Total fg-fga	pct	3-Point fg-fga	pct	F-Throws ft-fta	pct	Rebounds off	def	tot	avg	pf	fo	ast	to	blk	stl	Scoring pts	avg
2018-19	38-20	1018/26.8	55-157	.350	29-85	.341	33-40	.825	16	73	89	2.3	52	0	97	39	0	28	172	4.5
2019-20	30-30	1114/37.1	105-280	.375	36-96	.375	78-89	.876	11	114	125	4.2	54	0	176	105	3	37	324	10.8
2020-21	24-22	816/34.0	82-197	.416	19-58	.328	45-60	.750	6	42	48	2.0	30	0	110	53	0	18	228	9.5
TOTAL	92-72	2948/32.0	242-634	.382	84-239	.351	156-189	.825	33	229	262	2.8	136	0	383	197	3	83	724	7.9

Chase Coleman

Season	gp-gs	min/avg	Total fg-fga	pct	3-Point fg-fga	pct	F-Throws ft-fta	pct	Rebounds off	def	tot	avg	pf	fo	ast	to	blk	stl	Scoring pts	avg
2019-20	17-0	87/5.1	5-18	.278	2-8	.250	0-0	.000	0	8	8	0.5	9	0	4	7	0	5	12	0.7
2020-21	5-0	6/1.2	1-1	1.000	0-0	.000	0-0	.000	0	1	1	0.2	1	0	0	0	0	0	2	0.4
TOTAL	22-0	93/4.2	6-19	.316	2-8	.250	0-0	.000	0	9	9	0.4	10	0	4	7	0	5	14	0.6

Sam Hauser

Season	gp-gs	min/avg	Total fg-fga	pct	3-Point fg-fga	pct	F-Throws ft-fta	pct	Rebounds off	def	tot	avg	pf	fo	ast	to	blk	stl	Scoring pts	avg
2020-21	24-24	821/34.2	143-276	.518	62-143	.434	37-42	.881	21	140	161	6.7	37	0	42	26	10	13	385	16.0
TOTAL	24-24	821/34.2	143-276	.518	62-143	.434	37-42	.881	21	140	161	6.7	37	0	42	26	10	13	385	16.0

Jay Huff

Season	gp-gs	min/avg	Total fg-fga	pct	3-Point fg-fga	pct	F-Throws ft-fta	pct	Rebounds off	def	tot	avg	pf	fo	ast	to	blk	stl	Scoring pts	avg
2017-18	12-0	106/8.8	17-25	.680	2-7	.286	5-8	.625	6	17	23	1.9	14	1	4	4	14	1	41	3.4
2018-19	34-0	318/9.4	58-96	.604	14-31	.452	20-30	.667	19	54	73	2.1	50	0	8	17	25	8	150	4.4
2019-20	30-18	748/24.9	105-184	.571	19-53	.358	27-50	.540	57	129	186	6.2	72	2	24	32	61	11	256	8.5
2020-21	24-24	650/27.1	123-206	.597	28-69	.406	41-49	.837	41	130	171	7.1	62	1	23	33	62	12	315	13.1
TOTAL	100-42	1822/18.2	303-511	.593	63-160	.394	93-137	.679	123	330	453	4.5	198	4	59	86	162	32	762	7.6

Individual Career History

Trey Murphy III

Season	gp-gs	min/avg	Total fg-fga	pct	3-Point fg-fga	pct	F-Throws ft-fta	pct	Rebounds off	def	tot	avg	pf	fo	ast	to	blk	stl	Scoring pts	avg
2020-21	24-19	704/29.3	92-182	.505	48-112	.429	38-41	.927	14	67	81	3.4	45	1	30	18	11	18	270	11.3
TOTAL	24-19	704/29.3	92-182	.505	48-112	.429	38-41	.927	14	67	81	3.4	45	1	30	18	11	18	270	11.3

Austin Katstra

Season	gp-gs	min/avg	Total fg-fga	pct	3-Point fg-fga	pct	F-Throws ft-fta	pct	Rebounds off	def	tot	avg	pf	fo	ast	to	blk	stl	Scoring pts	avg
2017-18	10-0	19/1.9	4-7	.571	1-4	.250	1-2	.500	0	5	5	0.5	1	0	0	1	0	1	10	1.0
2018-19	11-0	29/2.6	4-10	.400	2-8	.250	0-0	.000	1	5	6	0.5	4	0	3	1	1	0	10	0.9
2019-20	1-0	3/3.0	0-2	.000	0-0	.000	0-0	.000	0	5	5	5.0	0	0	0	0	0	0	0	0.0
2020-21	5-0	6/1.2	1-4	.250	1-3	.333	0-0	.000	1	0	1	0.2	0	0	0	0	0	0	3	0.6
TOTAL	27-0	57/2.1	9-23	.391	4-15	.267	1-2	.500	2	15	17	0.6	5	0	3	2	1	1	23	0.9

Carson McCorkle

Season	gp-gs	min/avg	Total fg-fga	pct	3-Point fg-fga	pct	F-Throws ft-fta	pct	Rebounds off	def	tot	avg	pf	fo	ast	to	blk	stl	Scoring pts	avg
2020-21	8-0	22/2.8	2-5	.400	1-4	.250	0-0	.000	1	3	4	0.5	1	0	4	0	0	1	5	0.6
TOTAL	8-0	22/2.8	2-5	.400	1-4	.250	0-0	.000	1	3	4	0.5	1	0	4	0	0	1	5	0.6

Justin McKoy

Season	gp-gs	min/avg	Total fg-fga	pct	3-Point fg-fga	pct	F-Throws ft-fta	pct	Rebounds off	def	tot	avg	pf	fo	ast	to	blk	stl	Scoring pts	avg
2019-20	14-0	103/7.4	5-13	.385	0-0	.000	4-6	.667	5	10	15	1.1	11	0	1	3	1	1	14	1.0
2020-21	19-4	213/11.2	28-58	.483	3-9	.333	8-10	.800	17	45	62	3.3	18	0	10	10	0	4	67	3.5
TOTAL	33-4	316/9.6	33-71	.465	3-9	.333	12-16	.750	22	55	77	2.3	29	0	11	13	1	5	81	2.5

Casey Morsell

Season	gp-gs	min/avg	Total fg-fga	pct	3-Point fg-fga	pct	F-Throws ft-fta	pct	Rebounds off	def	tot	avg	pf	fo	ast	to	blk	stl	Scoring pts	avg
2019-20	30-13	654/21.8	46-166	.277	15-85	.176	12-14	.857	8	43	51	1.7	49	0	22	26	5	18	119	4.0
2020-21	22-3	325/14.8	39-101	.386	9-36	.250	7-11	.636	5	23	28	1.3	21	0	14	12	5	8	94	4.3
TOTAL	52-16	979/18.8	85-267	.318	24-121	.198	19-25	.760	13	66	79	1.5	70	0	36	38	10	26	213	4.1

Jayden Nixon

Season	gp-gs	min/avg	Total fg-fga	pct	3-Point fg-fga	pct	F-Throws ft-fta	pct	Rebounds off	def	tot	avg	pf	fo	ast	to	blk	stl	Scoring pts	avg
2018-19	14-0	43/3.1	3-10	.300	0-3	.000	2-4	.500	3	5	8	0.6	10	0	1	4	2	2	8	0.6
2019-20	5-0	18/3.6	1-2	.500	0-1	.000	0-0	.000	1	1	2	0.4	1	0	0	2	0	0	2	0.4
2020-21	3-0	4/1.3	0-0	.000	0-0	.000	0-0	.000	0	1	1	0.3	1	0	0	0	0	0	0	0.0
TOTAL	22-0	65/3.0	4-12	.333	0-4	.000	2-4	.500	4	7	11	0.5	12	0	1	6	2	2	10	0.5

Malachi Poindexter

Season	gp-gs	min/avg	Total fg-fga	pct	3-Point fg-fga	pct	F-Throws ft-fta	pct	Rebounds off	def	tot	avg	pf	fo	ast	to	blk	stl	Scoring pts	avg
2020-21	3-0	3/1.0	0-2	.000	0-2	.000	0-0	.000	0	0	0	0.0	0	0	0	0	0	0	0	0.0
TOTAL	3-0	3/1.0	0-2	.000	0-2	.000	0-0	.000	0	0	0	0.0	0	0	0	0	0	0	0	0.0

Kadin Shedrick

Season	gp-gs	min/avg	Total fg-fga	pct	3-Point fg-fga	pct	F-Throws ft-fta	pct	Rebounds off	def	tot	avg	pf	fo	ast	to	blk	stl	Scoring pts	avg
2020-21	11-0	88/8.0	11-21	.524	0-1	.000	6-9	.667	12	12	24	2.2	14	0	3	6	4	2	28	2.5
TOTAL	11-0	88/8.0	11-21	.524	0-1	.000	6-9	.667	12	12	24	2.2	14	0	3	6	4	2	28	2.5

Individual Career History

Kody Stattmann

			Total		3-Point		F-Throws		Rebounds										Scoring	
Season	gp-gs	min/avg	fg-fga	pct	fg-fga	pct	ft-fta	pct	off	def	tot	avg	pf	fo	ast	to	blk	stl	pts	avg
2018-19	18-0	73/4.1	9-21	.429	4-15	.267	8-9	.889	2	9	11	0.6	8	0	2	5	0	1	30	1.7
2019-20	24-10	514/21.4	33-98	.337	14-52	.269	6-9	.667	10	48	58	2.4	24	0	16	21	10	9	86	3.6
2020-21	4-0	34/8.5	7-12	.583	0-2	.000	0-0	.000	0	7	7	1.8	1	0	2	0	1	1	14	3.5
TOTAL	46-10	621/13.5	49-131	.374	18-69	.261	14-18	.778	12	64	76	1.7	33	0	20	26	11	11	130	2.8

Tomas Woldetensae

			Total		3-Point		F-Throws		Rebounds										Scoring	
Season	gp-gs	min/avg	fg-fga	pct	fg-fga	pct	ft-fta	pct	off	def	tot	avg	pf	fo	ast	to	blk	stl	pts	avg
2019-20	29-22	785/27.1	65-187	.348	52-144	.361	8-9	.889	5	58	63	2.2	52	0	33	30	8	23	190	6.6
2020-21	21-5	294/14.0	32-76	.421	23-54	.426	10-11	.909	2	27	29	1.4	20	0	21	12	1	11	97	4.6
TOTAL	50-27	1079/21.6	97-263	.369	75-198	.379	18-20	.900	7	85	92	1.8	72	0	54	42	9	34	287	5.7

2020-21 Virginia Men's Basketball

0 · KIHEI CLARK
Jr.. · G · 5-9 · 160
Woodland Hills, Calif.

1 · JABRI ABDUR-RAHIM
Fr. · G · 6-7 · 214
South Orange, N.J.

2 · REECE BEEKMAN
FR. · G · 6-3 · 174
Baton Rouge, La.

4 · JUSTIN MCKOY
So. · F · 6-8 · 215
Cary, N.C.

5 · JAYDEN NIXON
JR. · G · 6-3 · 187
CHARLOTTESVILLE, VA.

10 · SAM HAUSER
R-SR. · F · 6-8 · 218
STEVENS POINT, WIS.

11 · MALACHI POINDEXTER
Fr. · G · 6-2 · 193



12 · CHASE COLEMAN
So. · G · 5-9 · 157
Norfolk, Va.



13 · CASEY MORSELL
So. · G · 6-3 · 196
Fort Washington, Md.

21 · KADIN SHEDRICK
R-FR. · F · 6-11 · 216
RALEIGH, N.C.



22 · FRANCISCO CAFFARO
R-SO. · C · 7-0 · 250
SANTA FE, ARGENTINA

23 · KODY STATTMANN
JR. · G · 6-7 · 204
Queensland, Australia

24 · AUSTIN KATSTRA
SR. · F · 6-6 · 237
Charlottesville, Va.

25 · TREY MURPHY III
JR. · G · 6-9 · 206
Durham, N.C.



30 · JAY HUFF
R-SR. · F · 7-1 · 240
Durham, N.C.

33 · CARSON MCCORKLE
FR. · G · 6-3 · 184
Raleigh, N.C.

53 · TOMAS WOLDETENSAE
SR. · G · 6-5 · 197
Bologna, Italy

TONY BENNETT
Head Coach
12th Season