



VIRGINIA™

VIRGINIA ATHLETICS MEDIA RELATIONS
 295 Massie Road, Room 154
 Charlottesville, VA 22904
Men's Basketball Contact: Erich Bacher
O: (434) 982-5530 **C:** (720) 318-5538
E-mail: bacher@virginia.edu
Web: VirginiaSports.com
Twitter: @UVAMensHoops, @ErichJBacher

24 NCAA TOURNAMENT APPEARANCES · 2019 NCAA CHAMPIONS · 3 NCAA FINAL FOURS · 11 ALL-AMERICANS · 27 ALL-ACC FIRST TEAM SELECTIONS

GAME INFORMATION

Date / Time: Friday, Nov. 12, 2021 / 7 p.m.
Site: Charlottesville, Va./John Paul Jones Arena (14,623)
TV: ACC Network Extra; **Online:** WatchESPN.com
 Zealand Shannon & Lauren Moses
Radio: Virginia Sports Radio Network
 John Freeman & Jimmy Miller
Satellite Radio: Sirius (119), XM (194), Internet (956)
Live Stats: VirginiaSports.com
Twitter: @UVAMensHoops
Virginia vs. Radford: 6-0
Charlottesville: 6-0 (2-0 at JPJ)
Radford: 0-0; **Neutral:** 0-0
First Meeting: Jan. 6, 1988 (UVA 65, Radford 56)
Last Meeting: Dec. 7, 2010 (UVA 54, Radford 44)
Winning Streak: Virginia, 6 games

2021-22 SCHEDULE/RESULTS - 0-1, 0-0 ACC

Date	Opponent	TV	Time/Result
Nov. 9	[25] Navy	ACCN	L, 66-58
Nov. 12	[25] Radford	ACCNX	7 p.m.
Nov. 16	at Houston (15)	ESPN	8 p.m.
Nov. 19	Coppin State	RSN	7 p.m.
Nov. 22	vs. Georgia ^	ESPNU	7 p.m.
Nov. 23	vs. Northwestern/ Providence	ESPN2	5/7:30 p.m.
Nov. 26	Lehigh	ACCN	7 p.m.
Nov. 29	Iowa %	ESPN	7 p.m.
Dec. 3	Pitt *	ACCN	8 p.m.
Dec. 7	at JMU	CBSSN	6:30 p.m.
Dec. 18	Fairleigh Dickinson	ACCN	2 p.m.
Dec. 22	Clemson *	ACCN	8 p.m.
Jan. 1	at Syracuse *	ACCN	8 p.m.
Jan. 4	at Clemson *	RSN	9 p.m.
Jan. 8	at North Carolina *	ESPN	1 p.m.
Jan. 12	Virginia Tech *	ESPN2	9 p.m.
Jan. 15	Wake Forest *	RSN	4:30 p.m.
Jan. 19	at Pitt *	ACCN	9 p.m.
Jan. 22	at NC State *	ACCN	4 p.m.
Jan. 24	Louisville *	ESPN	7 p.m.
Jan. 29	at Notre Dame *	ACCN	6 p.m.
Feb. 1	Boston College *	ACCN	8 p.m.
Feb. 5	Miami *	ACCN	5 p.m.
Feb. 7	at Duke *	ESPN	7 p.m.
Feb. 12	Georgia Tech *	ESPN/2	4 p.m.
Feb. 14	at Virginia Tech *	ESPN	7 p.m.
Feb. 19	at Miami *	ACCN	5 p.m.
Feb. 23	Duke *	ESPN	7 p.m.
Feb. 26	Florida State *	ESPN/2	TBA
Mar. 5	at Louisville *	ESPN/2	TBA
Mar. 8-12	ACC Tournament	TBA	TBA

Home Games in Bold

^ - Legends Classic - Newark, N.J.
 % - B1G/ACC Challenge
 * - ACC game
 All Times Eastern

PRONUNCIATION GUIDE

Kiheï ClarkKey-hey
 Francisco CaffaroCuh-FAR-oh
 Armaan Franklin.....Ar-mon
 Igor Miličić Jr.....E-gore Mil-ih-chihch



[25/25] VIRGINIA CAVALIERS (0-1)

Head Coach: Tony Bennett (Green Bay, 1992)
 UVA: 295-104 (13th season), Career: 364-137 (16th season)

VS.



RADFORD HIGHLANDERS (1-0)

Head Coach: Darris Nichols (West Virginia, 2008)
 Record at Radford: 1-0 (1st season), Career: Same

FOR OPENERS

- UVA is 6-0 all-time vs. Radford.
- UVA's season-opening loss to Navy was just the second to begin a season in the Tony Bennett era at Virginia (13-2).
- UVA is 146-42 (.777) in nonconference action under Bennett.

THERE'S NO PLACE LIKE HOME

- Virginia is 205-47 (.813), including a 0-1 mark in 2021-22, in 16 seasons at John Paul Jones Arena.
- NC State ended UVA's 15-game home winning streak with a 68-61 decision at JPJ on Feb. 24, 2021.
- UVA was 10-1 at JPJ in 2020-21, 14-3 in 2019-20 and is 163-31 (.840), including a 129-16 (.890) mark the past 10 seasons, under Bennett.
- Virginia is an ACC-leading 72-9 (.888) in league home games over the past nine seasons. Duke is second at 70-11 (.864).
- UVA has won 10 or more home games for 11 straight seasons.

ALL-TIME VS. RADFORD

- Virginia is 6-0 all-time against Radford in the series that dates back to 1987-88.
- The Cavaliers have won all six of the games at home against the Highlanders, including a 2-0 mark at John Paul Jones Arena.
- UVA has limited the Highlanders to 56 points or fewer in four of the six meetings.
- The Cavaliers are averaging 75.2 points in the series vs. Radford.
- Tony Bennett is 2-0 all-time vs. Radford as a head coach, including a win at Washington State.

LAST TIME VS. THE HIGHLANDERS

- Mustapha Farrakhan and Joe Harris each tallied 14 points to lead Virginia to a 54-44 win over Radford at John Paul Jones Arena on Dec. 7, 2010.
- KT Harrel added 13 points (3 of 3 3-pointers) and Mike Scott added 10 points and 13 rebounds as the Cavaliers improved to 6-3 under second-year head coach Tony Bennett.
- UVA outrebounded Radford 35-30 and limited the Highlanders to 38.6 percent from the field.
- The Cavaliers went 8 of 21 from 3-point range and made 20 free throws.

LAST TIME OUT

- Navy defeated No. 25 Virginia 66-58 on Nov. 9 at John Paul Jones Arena.
- John Carter Jr. had a game-high 19 points and Sean Yoder added 15 for the Midshipmen.
- Navy made 11 3-pointers in the win and outrebounded Virginia 35-30.
- Jayden Gardner netted 18 points along with 10 rebounds in his UVA debut.
- Reece Beekman had eight points, six assists, five rebounds and career-high six steals for Virginia.

HOW ARE THESE CAVALIERS?

- We play defense, take good shots, share and take care of the basketball, rebound and play more defense.
- UVA is led by its returning backcourt of Kihei Clark (12 ppg) and Reece Beekman (8 ppg, 6 apg & 5 rpg), and the additions of transfers Jayden Gardner (18 ppg, 10 rpg) and Armaan Franklin (7 ppg).
- Clark has played 94 games at UVA and was an All-ACC honorable mention selection last season, while Beekman had a team-high 30 steals and was second with 75 assists.
- The Cavaliers added transfers Gardner (East Carolina) and Franklin (Indiana) to fill the void left by 2020-21 standouts Sam Hauser (16.0 ppg), Jay Huff (13.0 ppg) and Trey Murphy III (11.3 ppg).
- Gardner averaged 18.5 points and 8.9 rebounds in 79 career games at East Carolina, while Franklin averaged 11.4 points and shot 42.5 percent from 3-point range for the Hoosiers in 2020-21.
- Kadin Shedrick and Francisco Caffaro anchor the paint, while Carson McCorkle, Kody Statmann, Taine Murray and Igor Miličić Jr. provide perimeter shooting and depth.

VIRGINIA RANKED NO. 25 IN PRESEASON RANKINGS

- UVA is ranked No. 25 in the Associated Press preseason poll.
- UVA is one of six teams (Gonzaga, Villanova, Baylor, Houston and Illinois) to be ranked every week since the start of the 2020-21 season.
- UVA is ranked in the preseason AP top 25 for the fourth straight year.
- UVA has been ranked in the AP top 25 in the preseason rankings in 10 of the past 11 seasons.

VIRGINIA'S STARTING LINEUP VS. NAVY (11/9/21)

Pos.	No.	Player (Hometown)	Yr.	Ht.	Wt.	PPG	RPG	NOTES
G	0	Kiheï Clark (Woodland Hills, Calif.)	Sr.	5-10	172	12.0	2.0(a)	All-ACC Third Team in 2020; HM in 2021; 388 career assists
G	2	Reece Beekman (Baton Rouge, La.)	So.	6-3	181	8.0	6.0(a)	8p/5r/6a/6s vs. Navy; Team-high 30 steals in 2020-21
G	4	Armaan Franklin (Indianapolis, Ind.)	Jr.	6-4	204	7.0	0.0	Indiana transfer reached double figures in 13 games in 2020-21
F	1	Jayden Gardner (Wake Forest, N.C.)	Sr.	6-6	246	18.0	10.0	Transfer was 2x All-AAC; 31 career double-doubles (30 at ECU)
F	21	Kadin Shedrick (Holly Springs, N.C.)	R-So.	6-11	231	7.0	7.0	Tallied 7 points, 7 rebounds and career-high 3 steals vs. Navy
OFF THE BENCH								
G	10	Taine Murray (Auckland, N.Z.)	Fr.	6-5	207	0.0	0.0	Led his high school to an 82-14 record & 2 national titles
C	22	Francisco Caffaro (Sante Fe, Argentina)	R-Jr.	7-1	242	3.0	4.0	Had 3 points and 3 rebounds in 14 minutes vs. Navy
G	23	Kody Statmann (Cairns, Australia)	Sr.	6-8	200	3.0	1.0	Drilled his only 3-point attempt vs. Navy
G	33	Carson McCorkle (Raleigh, N.C.)	So.	6-3	185	0.0	0.0	Played 8 games, shooting 40% from the field in 2020-21
G-F	24	Igor Miličić Jr. (Rovinj, Croatia)	Fr.	6-10	224	--	--	Averaged 13.3 pts & 5.2 rebs German Pro B league in 2020-21

VIRGINIA HEAD COACH TONY BENNETT

- Dean and Markel Families Head Men's Basketball Coach Tony Bennett has a 295-104 (.739) mark in 13 seasons at Virginia and 364-137 (.727) career mark in 16 seasons as a head coach.
- The three-time National (2007, 2015 and 2018) and four-time ACC Coach of the Year (2014, 2015, 2018 and 2019) guided the Cavaliers to their 10th ACC regular-season championship in 2020-21.
- In 2018-19, Bennett led the Cavaliers to their first NCAA national championship, a share of their ninth ACC regular-season title and a school-record 35 wins.
- Bennett has led UVA to 10 consecutive postseason appearances (2012-21) and seven consecutive NCAA tournaments (2014-21).
- With the Feb. 13, 2021, win over North Carolina, Bennett became just the third coach in ACC men's basketball history to lead his program to 10-straight winning conference seasons, joining Dean Smith and Mike Krzyzewski.
- Bennett was named the USBWA Henry Iba National Coach of the Year for the third time in 2018 to rank second all-time behind legendary John Wooden, who captured the award six times.
- He has led UVA to outright ACC regular-season and tournament championships in the same season two times (2014 and 2018).
- Bennett is the fifth coach in ACC history to win at least three outright ACC regular-season titles (Frank McGuire, Dean Smith, Mike Krzyzewski and Roy Williams).
- Bennett led the Cavaliers to 30 wins in back-to-back seasons two times (2014-2015 and 2018-19).
- UVA is 149-62 (.706) in ACC play (84-21 at home & 65-41 away), 167-31 (.843) at home and 146-42 (.777) in non-conference action (82-8 at JPJ) under Bennett.
- Bennett ranks third all-time in winning percentage (.706) among ACC head coaches with 100 or more ACC wins.

UVA VS. THE BIG SOUTH

- UVA is 31-0 all-time against current Big South members.
- UVA is 9-0 vs. Hampton, 6-0 vs. Longwood, 6-0 vs. Radford, 3-0 vs. Winthrop, 2-0 vs. Gardner-Webb, 2-0 vs. South Carolina Upstate, 1-0 vs. Charleston Southern, 1-0 vs. High Point and 1-0 vs. UNC Asheville.
- The Cavaliers meet a Big South foe for the first time since defeating Gardner-Webb 71-56 in the first round of the 2019 NCAA Tournament.

CAVALIERS VS. THE COMMONWEALTH

- UVA is 72-16 against teams from Virginia since 1999-00.
- UVA has won 25 of its last 29 games against teams from Virginia, including a 36-point win over William & Mary on Dec. 22.
- UVA went 1-1 against the Commonwealth in 2020-21, posting a win vs. William & Mary (76-40) and loss at Virginia Tech (65-51).

TRANSFERS LOOK TO MAKE IMMEDIATE IMPACT

- Transfers Jayden Gardner (East Carolina) and Armaan Franklin (Indiana) seek to make an immediate impact at Virginia.
- Gardner is averaging 18 points and 10 rebounds, while shooting 53.8 percent from the field.
- Gardner has amassed 1,480 points and 715 rebounds in 80 career games (79 games at East Carolina).
- Gardner has racked up 31 career double-doubles (30 at ECU).
- Gardner recorded 20 games with 20 or more points and 10 or more rebounds in three seasons at East Carolina.
- Franklin tallied seven points and three steals in his UVA debut vs. Navy.
- Franklin averaged 11.4 points as a sophomore at Indiana and was the second most improved scorer in the Big Ten (+7.7).
- Franklin shot a team-best 42.4% from 3-point range and was second on the team with 36 3-pointers.

OUR DEFENSE NEVER RESTS

- UVA allowed 66 points in its season opener on Nov. 9.
- The Cavaliers limited 17 opponents to 64 or fewer points and four foes to fewer than 50 in 2020-21.
- UVA limited its foes to 60.5 ppg (6th nationally).
- UVA forced 19 shot clock violations.
- UVA limited 14 opponents to 40 percent or less field goal shooting and outrebounded 14 opponents.

NATIONAL DEFENSIVE POINTS PER GAME

RANKINGS UNDER TONY BENNETT

Year	School	Pts/Gm	Rank
2006-07	Washington State	59.5	17th
2007-08	Washington State	56.4	3rd
2008-09	Washington State	55.4	1st
2009-10	Virginia	63.6	54th
2010-11	Virginia	62.4	36th
2011-12	Virginia	54.2	2nd
2012-13	Virginia	55.6	5th
2013-14	Virginia	55.7	1st
2014-15	Virginia	51.5	1st
2015-16	Virginia	60.1	2nd
2016-17	Virginia	56.4	1st
2017-18	Virginia	54.0	1st
2018-19	Virginia	56.1	1st
2019-20	Virginia	52.4	1st
2020-21	Virginia	60.5	6th
2021-22	Virginia	66.0	TBA

- Bennett-coached teams have led the nation in scoring defense seven times and finished in the top-five nationally 11 times.

WATCH ME NOW

- Kihei Clark (Bob Cousy Award) and Jayden Gardner (Karl Malone Award) were named to Naismith Memorial Basketball Hall of Fame preseason award top-20 watch lists.
- The Cousy Award honors the nation's top point guard, while the Malone Award honors the top power forward.
- Clark has been named to the Cousy Award preseason watch list in each of the last three seasons.

RECORDS WATCH

- Kihei Clark ranks 11th at Virginia with 388 career assists.
- Clark needs 14 assists to pass Cory Alexander (401 assists from 1992-95) for 10th on the list.

No.	Name	Career Assists
1.	John Crotty (1988-91).....	683
2.	Jeff Jones (1979-82).....	598
3.	Sean Singletary (2005-08).....	587
4.	London Perrantes (2014-17).....	569
5.	Donald Hand (1998-01).....	529
6.	Othell Wilson (1981-84).....	493
7.	Harold Deane (1994-97).....	468
8.	John Johnson (1985-88).....	426
9.	Jontel Evans (2010-13).....	419
10.	Cory Alexander (1992-95).....	401
11.	Kihei Clark (2019-present).....	388

CLARK EARNS PRESEASON ALL-ACC HONORS

- Kihei Clark was named to the preseason All-ACC second team for the second consecutive season.
- Clark earned All-ACC honorable mention honors in 2021 and was named to the All-ACC third team in 2020.

VIRGINIA PICKED FOURTH IN THE ACC

- Virginia was selected fourth in the 2021-22 ACC Tipoff Pre-season Poll.
- UVA was selected first in the ACC Operation Basketball 2020-21 Preseason Poll and finished first in the standings.
- The Cavaliers have finished at or higher than their predicted finish in 12 of the last 13 seasons.
- Duke is the preseason favorite, followed by Florida State, North Carolina, Virginia and Virginia Tech in the top five.
- ACC preseason voters selected Louisville sixth, followed by Syracuse, Notre Dame, NC State and Georgia Tech. Clemson was picked 11th, while Miami, Wake Forest, Pitt and Boston College rounded out the voting.

ABOUT THE 2021-22 SCHEDULE

- Four of Virginia's opponents are ranked in the AP Top-25 preseason poll (Duke, Houston, North Carolina, Florida State), while Virginia Tech, Syracuse, Louisville and Notre Dame received votes.



HEAD COACH TONY BENNETT

PERSONAL

Birthdate: June 1, 1969
Birthplace: Clintonville, Wis.

Family: wife, Laurel; daughter, Anna; son, Eli

EDUCATION

College: Green Bay, 1992

COACHING EXPERIENCE

1999-00	Wisconsin (staff volunteer)
2000-01	Wisconsin (assistant coach)
2003-04	Washington State (assistant coach)
2004-06	Washington State (associate head coach)
2006-09	Washington State (head coach)
2009-	Virginia (head coach)

THE BENNETT RECORD

Year	School	Record (Conf)	Postseason
2006-07	Washington St.	26-8 (13-5)	NCAA 2nd Round
2007-08	Washington St.	26-9 (11-7)	NCAA Sweet 16
2008-09	Washington St.	17-16 (8-10)	NIT 1st Round
2009-10	Virginia	15-16 (5-11)	
2010-11	Virginia	16-15 (7-9)	
2011-12	Virginia	22-10 (9-7)	NCAA 2nd Round
2012-13	Virginia	23-12 (11-7)	NIT Quarterfinals
2013-14	Virginia	30-7 (16-2)	NCAA Sweet 16
2014-15	Virginia	30-4 (16-2)	NCAA Third Round
2015-16	Virginia	29-8 (13-5)	NCAA Elite Eight
2016-17	Virginia	23-11 (11-7)	NCAA 2nd Round
2017-18	Virginia	31-3 (17-1)	NCAA 1st Round
2018-19	Virginia	35-3 (16-2)	NCAA Champions
2019-20	Virginia	23-7 (15-5)	N/A
2020-21	Virginia	18-7 (13-4)	NCAA First Round
2021-22	Virginia	0-1 (0-0)	
Total	15 seasons	364-137	
Virginia	12 seasons	295-104	

BENNETT VS. 2020-21 OPPONENTS

Opponent	Career	Virginia
Boston College	9-4	9-4
Clemson	13-3	13-3
Coppin State	1-0	1-0
Duke	4-12	4-12
Fairleigh Dickinson	1-0	1-0
Florida State	9-10	9-10
Georgia	0-0	0-0
Georgia Tech	15-2	15-2
Houston	0-0	0-0
Iowa	1-1	1-1
JMU	3-0	3-0
Lehigh	2-0	2-0
Louisville	12-2	12-2
Miami	10-6	10-6
Navy	2-1	2-1
North Carolina	12-8	12-7
NC State	14-4	14-4
Northwestern	0-0	0-0
Notre Dame	12-1	11-1
Pitt	10-2	10-1
Providence	1-0	1-0
Radford	2-0	1-0
Syracuse	9-3	9-3
Virginia Tech	16-7	16-7
Wake Forest	10-4	10-4

CAVALIERS SIGN FOUR STUDENT-ATHLETES

- Leon Bond III (Wauwatosa, Wis./Wauwatosa East), Ryan Dunn (Freeport, N.Y./Perkiomen School), Isaac McKneely (Poca, W.Va./Poca) and Isaac Traudt (Grand Island, Neb./Grand Island) have signed and will join the Cavaliers for the 2022-23 season.
- Bond III is a 6-5, 195-pound athletic forward who averaged 11.8 points, 5.9 rebounds and 1.2 blocked shots during his junior season at Wauwatosa East High School. He is ranked No. 59 on the 247Sports.com Prospect Ranking list.
- Dunn is a 6-7, 190-pound athletic shooting guard, who shot 44 percent from 3-point range in each of the past two seasons for Long Island Lutheran High School. Dunn is ranked No. 95 on the 247Sports.com 2022 Prospect Ranking list.
- McKneely, a 6-4, 180-pound guard, averaged 22 points, 4.1 rebounds and 4.0 assists as a junior for Poca High School en route to Gatorade West Virginia Boys Basketball Player of the Year honors in 2020-21. McKneely is ranked No. 58 on the 247Sports.com 2022 Prospect Ranking list.
- Traudt is a 6-9, 220-pound forward, who averaged 25.3 points and 9.4 rebounds during his junior season at Grand Island Senior High. Traudt is ranked No. 48 on the 247Sports.com 2022 Prospect Ranking list.

HOLDING FOES UNDER 50

- UVA was 4-0 when limiting opponents to fewer than 50 points in 2020-21.
- UVA is 103-2 when achieving the mark in the Tony Bennett era.
- Bennett-coached teams are 127-3 when holding opponents to fewer than 50 points (25-1 in three years at Washington State).
- UVA is 27-0 when limiting opponents to fewer than 40 points under Bennett.

UVA VS. RANKED OPPONENTS

- UVA was 1-3 vs. ranked opponents in 2020-21.
- The Cavaliers were 4-2 against ranked opponents in 2019-20.
- UVA is 47-38 against ranked opponents in the Tony Bennett era.
- UVA's 11 ranked wins in 2018-19 marked a school record.
- UVA is 160-333 vs. ranked opponents since 1953-54.
- UVA is 1-31 all-time vs. No. 1-ranked opponents (86-73 win vs. No. 1 North Carolina on Jan. 30, 1986).

2021-22 Roster

No.	Name	Year	Pos.	Ht.	Wt.	Hometown/High School/Club/Previous School
0	Kihei Clark ***	Sr.	G	5-10	172	Woodland Hills, Calif./Taft Charter
1	Jayden Gardner	Sr.	F	6-6	246	Wake Forest, N.C./Heritage/East Carolina
2	Reece Beekman *	So.	G	6-3	181	Baton Rouge, La./Scotlandville Magnet
4	Armaan Franklin	Jr.	G	6-4	204	Indianapolis, Ind./Cathedral/Indiana
5	Jayden Nixon ***	Sr.	G	6-3	200	Charlottesville, Va./Choate Rosemary Hall (Conn.)
10	Taine Murray	Fr.	G	6-5	207	Auckland, N.Z./Rosmini College
11	Malachi Poindexter *	So.	G	6-2	190	Mineral, Va./St. Anne's-Belfield School
12	Chase Coleman **	Jr.	G	5-9	161	Norfolk, Va./Maurry
21	Kadin Shedrick *	R-So.	F	6-11	231	Holly Springs, N.C./Holly Springs
22	Francisco Caffaro **	R-Jr.	C	7-1	242	Santa Fe, Argentina/NBA Global Academy
23	Kody Stattmann ***	Sr.	G	6-8	200	Cairns, Australia/St. Augustine's College
24	Igor Miličić Jr.	Fr.	G/F	6-10	224	Rovinj, Croatia/ProGenius Ulm/Orange Academy Ratiopharm
33	Carson McCorkle *	So.	G	6-3	185	Raleigh, N.C./Greensboro Day School

Head Coach: Tony Bennett (Green Bay '92/13th season)

Associate Head Coach: Jason Williford (Virginia '95/32th season)

Assistant Coach: Orlando Vandross (American International College '92/7th season)

Assistant Coach: Kyle Getter (Hanover College '01/4th season)

Director of Scouting: Brad Soderberg (UW-Stevens Point '85/7th season)

Director of Player Development: Larry Mangino (Montclair State '83/6th season)

Director of Player Personnel: Johnny Carpenter (Virginia '13/7th season)

Graduate Assistant: Isaiah Wilkins (Virginia '18/1st season)

Associate AD for Basketball Administration/Operations: Ronnie Wideman (Washington State '06/13th season)

Strength and Conditioning Coach: Mike Curtis (Virginia '98/13th season)

Athletic Trainer: Ethan Saliba (Kansas '79/39th season)

Academic Coordinator: Jazlyn Eddings (Louisville '18/first season)

Assistant AD for Public Relations: Erich Bacher (UW-Stevens Point '92/10th season)

THE ELECTRIC 70s AND AWESOME 80s

- Virginia was 10-1 when scoring 70 or more points in 2020-21.
- UVA is 136-10 when scoring at least 70 under Tony Bennett.
- The Cavaliers are 4-0 when scoring 80 or more points under Bennett and 39-1 all-time with their lone loss a 93-81 decision at North Carolina in 2012-13.
- UVA was 1-1 when scoring 70 or more points in 2019-20 after scoring 80 or more in nine games in 2018-19.
- Bennett was 4-0 when scoring 80+ points at Washington State.
- UVA scored 100 points against Marshall (2018-19) for the first time under Tony Bennett and added 97 points against Coppin State.
- UVA is 4-0 all-time when scoring 90 or more under Bennett.

2020-21 SEASON HIGHLIGHTS

- UVA finished the season with an 18-7 overall record and captured its 10th ACC regular season championship with a 13-4 record.
- The Cavaliers made their seventh straight NCAA Tournament appearance and won 18 or more games for the 10th straight year.
- UVA advanced to the ACC Tournament semifinals, but their game vs. Georgia Tech was canceled due to a positive CO-VID-19 test within the UVA program.
- UVA won 13 or more ACC contests for the fourth straight year.
- UVA won 10 or more home games for the 11th straight season.

CAVALIERS IN THE NBA

- Malcolm Brogdon (Indiana), Joe Harris (Brooklyn), Anthony Gill (Washington), Sam Hauser (Boston), Jay Huff (Los Angeles Lakers), De'Andre Hunter (Atlanta), Ty Jerome (Oklahoma City) and Trey Murphy III (New Orleans) are former Cavaliers who are currently playing in the NBA.
- Hauser and Huff are on two-way contracts.
- In addition, Indiana head coach Rick Carlisle is a Virginia alum who led Dallas to an NBA title and helped the Cavaliers to an NCAA Final Four in 1984.

ON THE HORIZON

- No. 25 Virginia travels to No. 15 Houston on Tuesday, Nov. 16. Tipoff at Fertitta Center is set for 8 p.m. on ESPN.

UVA'S RECORD UNDER TONY BENNETT WHEN..

	All	2021-22
Leading at the half	233-28	0-0
Trailing at the half	53-71	0-1
Tied at the half	9-5	0-0
Playing Overtime	10-10	0-0
Shooting 50% or better	115-10	8-1
Shooting between 40-49.9%	140-38	0-1
Shooting less than 40%	40-56	0-0
Opponents shoot 50% or better	21-30	0-0
Opponents shoot less than 50%	274-74	0-1
UVA outrebounds its opponent	211-34	0-1
Opponent outrebounds UVA	76-67	0-0
Teams are tied in rebounds	8-3	0-0
UVA has 10 or more steals	23-4	0-1
UVA shoots 70% FT or better	183-57	0-1
UVA shoots less than 70% FT	112-48	0-0
Scoring less than 50 points	10-16	0-0
Scoring 50-59 points	42-42	0-1
Scoring 60-69 points	107-35	0-0
Scoring 70-79 points	97-9	0-0
Scoring 80-89 points	35-1	0-0
Scoring more than 90 points	4-0	0-0
Allowing fewer than 50 points	103-2	0-0
Allowing fewer than 40 points	27-0	0-0
Playing in John Paul Jones Arena	167-31	0-1
Playing on the road	78-51	0-0
Playing on a neutral court	50-22	0-0
Game decided by 1-4 points	41-41	0-0
Game decided by 5-10 points	68-28	0-1
Game decided by 11+ points	184-35	0-0
Playing at night	199-72	0-1
Playing in the afternoon	96-32	0-0
Playing on Monday	28-13	0-0
Playing on Tuesday	48-9	0-1
Playing on Wednesday	50-14	0-0
Playing on Thursday	21-9	0-0
Playing on Friday	29-11	0-0
Playing on Saturday	83-38	0-0
Playing on Sunday	36-10	0-0
Playing in November	67-13	0-1
Playing in December	52-13	0-0
Playing in January	71-24	0-0
Playing in February	59-31	0-0
Playing in March	44-23	0-0
Playing in April	2-0	0-0

VIRGINIA IN THE POLLS

Date **AP** **Coaches**
Preseason 25 25



Official Basketball Box Score -- Game Totals -- Final Statistics
Navy vs Virginia
 11/09/21 9:00 pm at Charlottesville, VA



Navy 66 • 1-0,0-0 Patriot

##	Player	Total			3-Ptr			Rebounds			PF	TP	A	TO	Blk	Stl	Min
		FG-FGA	FG-FGA	FT-FTA	FG-FGA	FG-FGA	FT-FTA	Off	Def	Tot							
05	Tyler Nelson	f	0-7	0-5	2-4	0	4	4	0	2	0	1	2	0	24		
31	Daniel Deaver	f	2-9	1-2	2-2	2	5	7	2	7	4	4	2	1	27		
01	John Carter Jr.	g	7-16	5-8	0-0	2	3	5	2	19	2	2	0	1	35		
03	Sean Yoder	g	6-7	3-3	0-1	1	5	6	2	15	0	2	0	2	31		
20	Greg Summers	g	3-5	0-0	2-2	1	4	5	2	8	2	4	0	2	22		
11	Jaylen Walker		2-4	0-1	1-1	1	2	3	2	5	1	0	1	1	16		
15	P.J. Roach Jr.		1-1	1-1	0-0	0	0	0	3	3	3	2	0	1	22		
30	Christian Silva		2-2	1-1	0-0	0	0	0	1	5	1	0	0	1	10		
35	Nate Allison		0-0	0-0	0-0	1	0	1	2	0	0	1	0	0	3		
55	Richard Njoku		1-2	0-0	0-0	1	2	3	1	2	1	1	0	0	10		
	Team					1	0	1									
	Totals		24-53	11-21	7-10	10	25	35	17	66	14	17	5	9	200		

FG % 1st Half: 15-28 53.6% 2nd half: 9-25 36.0% Game: 24-53 45.3% Deadball
 3FG % 1st Half: 8-12 66.7% 2nd half: 3-9 33.3% Game: 11-21 52.4% Rebounds
 FT % 1st Half: 4-5 80.0% 2nd half: 3-5 60.0% Game: 7-10 70.0% 1

Virginia 58 • 0-1,0-0 ACC

##	Player	Total			3-Ptr			Rebounds			PF	TP	A	TO	Blk	Stl	Min
		FG-FGA	FG-FGA	FT-FTA	FG-FGA	FG-FGA	FT-FTA	Off	Def	Tot							
01	Jayden Gardner	f	7-13	0-0	4-5	2	8	10	3	18	1	5	1	0	33		
21	Kadin Shedrick	f	3-5	0-0	1-2	2	5	7	4	7	0	2	1	3	23		
00	Kihei Clark	g	3-9	2-7	4-4	0	0	0	1	12	2	2	0	0	38		
02	Reece Beekman	g	4-8	0-1	0-2	0	5	5	4	8	6	1	1	6	38		
04	Armaan Franklin	g	2-11	1-7	2-2	0	0	0	1	7	1	0	1	3	33		
10	Taine Murray		0-0	0-0	0-0	0	0	0	1	0	0	1	0	0	2		
22	Francisco Caffaro		1-2	0-0	1-2	2	2	4	3	3	0	2	0	0	15		
23	Kody Stattmann		1-3	1-1	0-0	1	0	1	0	3	1	1	0	0	17		
33	Carson McCorkle		0-0	0-0	0-0	0	0	0	0	0	0	0	0	0	1		
	Team					2	1	3									
	Totals		21-51	4-16	12-17	9	21	30	17	58	11	14	4	12	200		

FG % 1st Half: 14-26 53.8% 2nd half: 7-25 28.0% Game: 21-51 41.2% Deadball
 3FG % 1st Half: 2-8 25.0% 2nd half: 2-8 25.0% Game: 4-16 25.0% Rebounds
 FT % 1st Half: 5-7 71.4% 2nd half: 7-10 70.0% Game: 12-17 70.6% 1

Officials: Jeff Pon,Justin Porterfield,Bill Covington, Jr.
 Technical fouls: Navy-None. Virginia-None.
 Attendance: 13100
 2021-22 Men's Basketball. Round: 0. Navy vs Virginia. Played at John Paul Jone

Score by periods	1st	2nd	Total
Navy	42	24	66
Virginia	35	23	58

THE LAST TIME

VIRGINIA INDIVIDUALS

- **Scored 30 points:** Kyle Guy vs. Marshall (12/31/18)
- **Scored 40 points:** Sean Singletary (41) at Miami (3/1/08)
- **Two players with 20 points:** Jay Huff (21) and Sam Hauser (21) vs. Syracuse (1/25/21)
- **Three players with 20 points:** Chris Williams (27), Roger Mason, Jr. (22) and Donald Hand (20) vs. Duke (1/5/00)
- **Four players with 20 points:** Chris Williams (23), Donald Hand (22), Adam Hall (21) and Travis Watson (20) vs. Georgetown (3/15/00)
- **A player with back-to-back 25-point games:** Joe Harris, 26 vs. Virginia Tech (2/12/13), 27 at North Carolina (2/16/13)
- **One player scored in double figures:** Mamadi Diakite (20) vs. Notre Dame (2/11/20)
- **No players scored in double figures:** vs. Florida (3/18/17)
- **Five players scored in double figures:** Sam Hauser (14), Tomas Woldetensae (14), Trey Murphy III (13), Kihei Clark (12), Jay Huff (12) at Clemson (1/16/21)
- **Six players scored in double figures:** Sean Singletary (27), Adrian Joseph (13), Jamil Tucker (13), Mamadi Diane (12), Calvin Baker (11) and Laurynas Mikalauskas (11) vs. Maryland (3/9/08)
- **Seven players scored in double figures:** Cornel Parker (20), Junior Burrough (15), Ted Jeffries (14), Cory Alexander (13), Jason Williford (12), Yuri Barnes (11) and Doug Smith (11) vs. Clemson (1/13/93)
- **Had 15 rebounds:** Mike Tobey (16) vs. Tennessee State (11/25/14)
- **Had 20 rebounds:** Mike Tobey (20) vs. Louisville (3/5/16)
- **Had 25 rebounds:** Bob Mortell (25) vs. Washington & Lee (2/27/00)
- **Two players with 10 rebounds:** Mamadi Diakite (10) and Braxton Key (10) vs. Virginia Tech (1/4/20)
- **Three players with 10 rebounds:** Jay Huff (12), Kihei Clark (11) and Braxton Key (10) at Syracuse (11/6/19)
- **Double-Double:** Jayden Gardner (18 points, 10 rebounds) vs. Navy (11/9/21).
- **Two players had a double-double:** Mamadi Diakite (19 pts, 13 rebs) and Braxton Key (14 pts, 10 rebs) vs. JMU (11/10/19)
- **Three players had a double-double:** Jason Williford (10 pts, 15 rebs), Ted Jeffries (23 pts, 10 rebs), and Cornel Parker (11 pts, 11 rebs) at William & Mary (1/25/93)
- **Double-Double with points and assists:** Ty Jerome (15 points, 11 assists) at North Carolina (2/11/19)
- **Triple-Double:** Ralph Sampson (15 pts, 22 rebs, 10 blks) vs. Old Dominion (12/29/79)
- **Three Double-Doubles in a row:** Sam Hauser [3] (13 pts, 10 rebs) at Notre Dame (12/30/20), (16 pts, 11 rebs) vs. Wake Forest (1/6/21), (17 pts, 10 rebs) at Boston College (1/9/21)
- **Four Double-Doubles in a row:** Mike Scott [5] (27 pts, 15 rebs) vs. Oklahoma (11/23/10), (16 pts, 10 rebs) vs. Wichita State (11/24/10), (17 pts, 12 rebs) at Minnesota (11/29/10), (21 pts, 13 rebs) at Virginia Tech (12/5/10), (10 pts, 13 rebs) vs. Radford (12/7/10)
- **20 points and 20 rebounds:** Travis Watson (21 points, 20 rebounds) vs. Wofford (1/2/03)
- **20 points and 10 rebounds:** Jay Huff (20 points, 12 rebounds) at Duke (2/20/21).
- **10 assists:** Kihei Clark (13) vs. Navy (12/29/19)
- **5 blocked Shots:** Jay Huff (5) vs. NC State (2/24/21)
- **5 steals:** Reece Beekman (6) vs. Navy (11/9/21)
- **Led UVA in points, rebounds and assists:** Sam Hauser (15 points, 9 rebounds, 3 assists) vs. Ohio (3/20/21)
- **Hit a last second shot to win a game:** Reece Beekman vs. Syracuse (3/11/21) [3-pointer as time expired]
- **Played more than 40 minutes:** Kihei Clark (45) vs. Notre Dame (2/11/20)
- **Played 40 minutes:** Kihei Clark (40), vs. Notre Dame (1/9/21)

VIRGINIA TEAM

- **Won in Overtime:** 71-64 vs. Kent State (12/4/20)
- **Lost in Overtime:** 63-55 vs. Syracuse (1/11/20)
- **Played Two Overtimes:** at Virginia Tech, 80-78 2 OT (2/12/17)
- **Shot Three Overtimes:** vs. Georgetown, L 115-111 (3/15/00)
- **Shot 70 percent for a half:** 70.4% (19-27) vs. Austin Peay - 1st Half (11/13/17)
- **Shot 60 percent in a game:** 60.7% (34-56) at Clemson (1/16/21)
- **Shot less than 30 percent in a game:** 29.5% (13-44) vs. VCU (12/9/18)
- **Shot 100 percent from the free throw line:** 100% (14-14) vs. NC State (2/24/21)
- **Shot 90 percent from the free throw line:** 91.7% (11-12) vs. Syracuse (3/11/21)
- **Shot 70 percent from 3-point line:** 72% (18-25) at Syracuse (3/4/19)
- **Shot less than 30 percent in a half:** 25% (7-25) in 1st Half vs. Navy (11/9/21)
- **Shot less than 20 percent in a half:** 18.2% (4-22) in 1st Half vs. California (12/22/15)
- **Shot 55 percent or better and lost:** 58.5% (31-53) at North Carolina (2/16/13)
- **Shot 50 percent or better and lost:** 52.8% (28-53) at Duke (1/19/19)
- **Attempted 50 FTs:** 52 (made 34) vs. Howard (12/12/94)
- **Attempted 35 3-pointers:** 38 (11-38) vs. Va. Tech (2/10/18)
- **Did Not Attempt a FT:** 0 vs. Wisconsin (11/27/17)
- **Made 30 FTs:** 31 (31 of 36) vs. Tennessee (3/18/07)
- **Made 15 3-pt FGs:** 15 at Clemson (1/16/21)
- **Failed to make a 3-pt FG:** vs. St. Francis Brooklyn (11/15/16)
- **Had 50 rebounds:** 50 vs. JMU (11/10/19)
- **Had 25 assists:** 26 vs. Iowa State (3/25/16)
- **Had 15 steals:** 16 vs. NC State (2/24/08)
- **Had 10 blocks:** 11 vs. Norfolk State (11/16/14)
- **Scored 50 pts in a half:** 52 at Clemson, 2nd half (1/16/21)
- **Scored 60 pts in a half:** 60 vs. Gonzaga, 1st half (1/3/07)
- **Scored 70 pts in a half:** 70 vs. Coastal Carolina, 2nd half (11/20/00)
- **Scored 100 pts (ACC):** 103 vs. Maryland (1/16/07)
- **Scored 100 pts (non-conf):** 100 vs. Marshall (12/31/18)
- **Scored under 20 pts in 1st half:** 17 at Purdue (12/4/19)
- **Scored under 20 pts in 2nd half:** 19 at No. Carolina (2/18/17)
- **Scored under 50 pts in a game:** 40 at Purdue (12/4/20)
- **Defeated top-5 opponent:** 61-56 vs. #5 Florida State (1/28/20)
- **Defeated top-5 opponent on the road:** 65-63 at #4 Duke (1/27/18)
- **Defeated top-ranked opponent:** 86-73 vs. #1 North Carolina (1/30/86)
- **Won when trailing by 16 points:** Trained 32-16 during 63-61 vs. Ohio State (11/30/16)
- **Won when trailing by 17 points:** Trained 31-14 during 61-58 overtime win vs. Maryland (3/10/13)

OPPONENT INDIVIDUALS

- **Scored 30 points:** Buddy Boeheim (31), Syracuse (3/11/21)
- **Scored 35 points:** Carsen Edwards (42), Purdue (3/30/19)
- **Scored 40 points:** Carsen Edwards (42), Purdue (3/30/19)
- **Scored 50 points:** Len Chappell (50), Wake (2/12/62)
- **Two players with 20 points:** Corey Kispert (32) and Drew Timme (29) vs. Gonzaga (12/26/20)
- **Two players with 25 points:** Corey Kispert (32) and Drew Timme (29) vs. Gonzaga (12/26/20)
- **Three players with 20 points:** Jordan McRae (21), Jarnell Stokes (20), Josh Richardson (20), at Tennessee (12/30/13)
- **Two players with 30 points:** Trevor Powell (31) and Tony Smith (31), at Marquette (2/3/90)
- **No players scored in double figures:** Clemson (1/16/21)
- **Five players scored in double figures:** Brandone Francis (17), Davide Moretti (15), Jarrett Culver (15), Kyler Edwards (12) and Matt Mooney (10) vs. Texas Tech (4/8/19)
- **Six players scored in double figures:** C.J. Harris (15), Ari Stewart (12), Travis McKie (12), J.T. Terrell (11), Ty Walker (11), Gary Clark (10), at Wake Forest (1/29/11)
- **Seven players scored in double figures:** Stanley Burrell (15), Drew Lavender (13), C.J. Anderson (12), B.J. Raymond (12), Josh Duncan (11), Charles Bronson (11) and Jason Love (10), at Xavier (1/3/08)
- **Double-Double:** Jason Preston (11 points, 13 rebounds), Ohio (3/20/21)
- **Double-Double with points and assists:** Keifer Sykes (21 pts, 10 assts), at Green Bay (12/7/13)
- **Two players had a double-double:** Marvin Bagley III (30 pts, 14 rebs) & Wendell Carter Jr. (14 pts, 15 rebs), Duke (1/27/18)
- **Had 15 rebounds:** Amando Bacot (16), No. Carolina (2/20/20)
- **Had 20 rebounds:** Tim Duncan (23), Wake Forest (2/22/97)
- **Had 10 assists:** Keifer Sykes (10), at Green Bay (12/7/13)
- **5 Blocked Shots:** Moses Wright (5), Georgia Tech (1/23/21)
- **5 Steals:** Jose Alvarado (6), Georgia Tech (1/23/21)
- **Hit a last second shot to win a game:** Donte DiVincenzo, Villanova (12/31/16), tip-in at the end of regulation

OPPONENT TEAM

- **Shot less than 30 percent in a game:** 28% (14-50), William & Mary (12/22/20)
- **Shot less than 30 percent in a game (ACC):** 27.1% (13-48), Virginia Tech (1/4/20)
- **Shot 60 percent in a game:** 60.3% (35-58), vs. Gonzaga (12/26/20)
- **Shot 55 percent or better and lost:** 55.3% (26-47), Cleveland State (11/25/09)
- **Scored 100 pts:** 106, Washington (11/22/10)
- **Scored 90 pts in an ACC game:** 93, North Carolina (2/16/13)
- **Scored 60 pts in a half:** 60, at Miami, 2nd half (3/1/08)
- **Scored 50 pts in a half:** 54, vs. Gonzaga, 2nd half (12/26/21)
- **Scored 45 pts in the first half:** 45, at Florida State (2/15/21)
- **Scored under 10 pts in 1st half:** 7, at Pitt (2/24/18)
- **Scored under 20 pts in 1st half:** 17, at Clemson (1/16/21)
- **Scored under 20 pts in 2nd half:** 19, vs. Towson (11/25/20)
- **Scored under 40 pts in a game:** 39, vs. Virginia Tech (1/4/20)
- **Had 25 assists:** 27, at Xavier (1/3/08)
- **Had 15 steals:** 15, VMI (11/16/08)
- **Had 10 blocks:** 10 at Maryland (3/5/11)
- **Failed to make a 3-pt FG:** Georgia Tech (1/22/15)

JOHN PAUL JONES ARENA RECORDS

VIRGINIA PLAYERS

Points:	40, J.R. Reynolds vs. Wake Forest, 1/21/07
Most 1st Half Points:	23, Sean Singletary vs. Virginia Tech, 1/16/08
Most 2nd Half Points:	26, Sylven Landesberg vs. Boston College, 2/4/09
Rebounds:	20, Mike Tobey vs. Louisville, 3/5/16
Field Goals:	13, Sylven Landesberg vs. Boston College, 2/4/09
Field Goal Attempts:	23, Sylven Landesberg vs. Boston College, 2/4/09
Field Goal Pct.:	1.000 (9-9), Mike Scott vs. Wake Forest, 2/8/12
3-Point Field Goals:	8, Mustapha Farrakhan vs. Howard, 1/4/11
3-Point FG Attempts:	12, Sean Singletary vs. Gonzaga, 1/3/07 12, Sean Singletary vs. Georgia Tech, 2/24/07
3-Point FG Pct.:	1.000 (5-5), Malcolm Brogdon vs. Boston College, 2/3/16 1.000 (5-5), Justin Anderson vs. Tennessee State, 11/25/14 1.000 (4-4), De'Andre Hunter vs. Coppin State, 11/16/18 1.000 (4-4), London Perrantes vs. Miami, 2/26/14 1.000 (4-4), Joe Harris vs. Hampton, 11/26/13
Free Throws Made:	14, Sean Singletary vs. Hampton, 12/16/06 14, Sylven Landesberg vs. Florida State, 1/24/09
Free Throw Attempts:	16, Sean Singletary vs. Hampton, 12/16/06
FT Pct.:	1.000 (14-14), Sylven Landesberg vs. Florida State, 1/24/09 1.000 (12-12), Malcolm Brogdon vs. Villanova, 12/19/15
Assists:	12 by Ty Jerome vs. Virginia Tech, 1/15/19
Steals:	7, Sean Singletary vs. NC State, 2/24/08
Blocks:	10, by Jay Huff vs. Duke, 2/29/20

VIRGINIA TEAM

Most Points:	108 vs. Gonzaga, 1/3/07
Fewest Points:	38 vs. Wisconsin, 12/4/13
Most 1st Half:	60 vs. Gonzaga, 1/3/07
Fewest 1st Half:	15 vs. Iowa State, 12/30/10
Most 2nd Half:	57 vs. Arizona, 11/12/06
Fewest 2nd Half:	15 vs. Duke, 2/16/11
Rebounds:	54 vs. UMES, 11/26/06
Field Goals:	43 vs. VMI, 11/16/08
Field Goal Attempts:	82 vs. UNC, 1/15/09
Field Goal Pct.:	.667 (32-48) vs. Howard, 1/4/11
3-Pt. FG:	18 vs. Gonzaga, 1/3/07
3-Pt. FG Attempts:	38 vs. Virginia Tech, 2/10/18
3-Point FG Pct.:	.727 (8-11) vs. North Texas, 11/20/12
Free Throws:	39 vs. Maryland, 1/16/07
FT Attempted:	49 vs. Maryland, 1/16/07
Fewest FT Attempted:	0 vs. Wisconsin, 11/27/17
Free Throw Pct.:	1.000 (19-19) vs. Winthrop, 11/15/11
Assists:	24 vs. Howard, 11/14/07 24 vs. VMI, 11/16/08
Steals:	16 vs. NC State, 2/24/08
Blocks:	13 vs. Duke, 2/29/20
Most Turnovers:	21 vs. Longwood, 12/7/07 21 vs. Hampton, 12/19/07
Fewest Turnovers:	2 vs. Louisville, 2/7/15

MISCELLANEOUS

Biggest Comeback:	19 points vs. Arizona, 11/12/06
Biggest Lead Given up in a Loss:	14 points vs. Bradley, 3/26/08
Largest Lead:	59 vs. Coppin State, 11/16/18 57 points vs. Grambling State, 11/22/16
Biggest Deficit:	38 points vs. Clemson, 2/7/08
Largest Margin of Victory:	57 vs. Coppin State, 11/16/18 56 points vs. Grambling State, 11/22/16
Largest Margin of Defeat:	31 points vs. Clemson, 2/7/08
Overtime Games (Record):	12 (6-6); Last: 71-64 win vs. Kent State, 12/4/20

OPPONENT PLAYERS

Points:	32, 3x last by DeWayne Jackson, Morgan State, 12/19/12
Most 1st Half Points:	19, DeWayne Jackson, Morgan State, 12/19/12
Most 2nd Half Points:	28, Talor Battle, Penn State, 11/30/09
Rebounds:	16, 2x last by Janelle Hagins, Delaware, 11/13/12
Field Goals:	13, Elijah Millsap, UAB, 12/30/09
Field Goal Attempts:	24, Malcolm Delaney, Virginia Tech, 1/28/10
Field Goal Pct.:	.875 (7-8), Ahmed Grant, UNC Wilmington, (1/18/10)
3-Point Field Goals:	8, K.C. Rivers, Clemson, 2/7/08
3-Pt. FG Attempts:	15, Malcolm Delaney, Virginia Tech, 2/19/11
3-Pt. FG Pct.:	1.000 (5-5), Tony Dukes, USC Upstate, 11/15/10
Free Throws Made:	15, Tyler Hansbrough, North Carolina, 1/15/09
FT Attempted:	17, Tyler Hansbrough, North Carolina, 1/15/09
FT Pct.:	1.000 (8-8), Tyrese Rice, Boston College, 2/4/09 1.000 (8-8), Sean Mosley, Maryland, 3/6/10 1.000 (7-7), Roy Devyn Marble, Iowa, 3/27/13
Assists:	11, Cliff Hammonds, Clemson, 2/7/08
Steals:	6, Jose Alvarado, Georgia Tech, 1/23/21
Blocks:	6, 2x, last by Gueye Mouhamadou, Stony Brook, 12/18/19

OPPONENT TEAM

Most Points:	97, VMI, 11/16/08
Fewest Points:	26, Maine, 11/27/19
Most 1st Half:	50, North Carolina, 1/15/09
Fewest 1st Half:	8, Harvard, 12/21/14
Most 2nd Half:	61, Gonzaga, 1/3/07
Fewest 2nd Half:	11, JMU, 11/10/19
Rebounds:	48, North Carolina, 2/25/12
Field Goals:	37, VMI, 11/16/08
Field Goal Attempts:	79, VMI, 11/16/08
Field Goal Pct.:	.566 (30-53) Liberty, 11/25/08
3-Pt. FG:	16, Clemson, 2/7/08
3-Pt. FG Attempts:	39, Hartford, 12/30/07
3-Point FG Pct.:	.619 (13-21) Duke, 2/9/19
Free Throws:	26, Boston College, 2/4/09
FT Attempted:	31, Boston College, 2/4/09
Free Throw Pct.:	1.000 (15-15) Iowa, 3/27/13
Assists:	22, Clemson, 2/7/08
Steals:	15, VMI, 11/16/08
Blocks:	10, Radford, 11/21/08 10, North Carolina, 1/15/09
Most Turnovers:	25, NC State, 2/24/08
Fewest Turnovers:	4, Clemson, 1/31/12

RECORD AT JOHN PAUL JONES ARENA

2006-07 to present. 252 games - 205-47 (.813)

LONGEST WINNING STREAKS

24 games from 2/7/15 vs. Louisville through 11/30/16 vs. Ohio State
21 games from 12/21/13 vs. Northern Iowa through 1/22/15 vs. Georgia Tech

LONGEST ACC WINNING STREAK

21 games from 1/6/13 vs. North Carolina through 1/22/15 vs. Georgia Tech

LONGEST LOSING STREAK

4 games from 2/6/10 vs. Wake Forest through 3/6/10 vs. Maryland



KIHEI CLARK

Guard • 5-10 • 172
Senior
Woodland Hills, Calif. • Taft Charter

2021-22 HIGHLIGHTS

- Bob Cousy Award Watch List
- Preseason All-ACC Second Team

2021-22 GAME-BY-GAME

Opponent	GP-GS	FG	3FG	FT	O-D	Reb	A	TO	Blk	Stl	PF	Min	Pts
Navy	1-1	3-9	2-7	4-4	0-0	0	2	2	0	0	1	38	12

CAREER HIGHS

Points	23 at Louisville (2/8/20)
FGs	8 at Louisville (2/8/20)
3FGs	4, 2x - last at Georgia Tech (2/10/21)
FTs	9 vs. Kent State (12/4/20)
Rebounds	11 at Syracuse (11/6/19)
Assists	13 vs. Navy (12/29/19)
Turnovers	9 at Florida State (1/15/20)
Blocks	1, 3x - last at Purdue (12/4/19)
Steals	3, 7x - last at Duke (2/20/21)
Minutes	45, 2x - last vs. Notre Dame (2/11/20)

SEASON HIGHS

Points	12 vs. Navy (11/9/21)
FGs	3 vs. Navy (11/9/21)
3FGs	2 vs. Navy (11/9/21)
FTs	4 vs. Navy (11/9/21)
Rebounds	-
Assists	2 vs. Navy (11/9/21)
Turnovers	2 vs. Navy (11/9/21)
Blocks	-
Steals	-
Minutes	38 vs. Navy (11/9/21)

CAREER STATISTICS

Year	G-GS	Min-Avg.	FG-FGA	Pct.	3FG-3FGA	Pct.	FT-FTA	Pct.	Off-Def.	Reb-Avg.	PF-DQ	Ast	TO	Blk	Stl	Pts-Avg
2018-19	38-20	1018-26.8	55-157	.350	29-85	.341	33-40	.825	16-73	89-2.3	52-0	97	39	0	28	172-4.5
2019-20	30-30	114-37.1	105-280	.375	36-96	.375	78-89	.876	11-114	125-4.2	54-0	177	105	3	37	324-10.8
2020-21	25-23	853-34.1	85-207	.411	20-62	.323	47-64	.734	6-45	51-2.0	30-0	113	53	0	18	237-9.5
2021-22	1-1	38-38	3-9	.333	2-7	.286	4-4	1.000	0-0	0-0.0	1-0	2	2	0	0	12-12.0
TOTAL	94-74	3023-32.2	248-653	.380	87-250	.348	162-197	.822	33-232	265-2.8	137-0	388	199	3	83	745-7.9



1 JAYDEN GARDNER

Forward • 6-6 • 246
Senior
Wake Forest, N.C. • East Carolina

2021-22 HIGHLIGHTS

- Karl Malone Award Watch list
- Recorded 18 points and 10 rebounds vs. Navy (11/9/21)

2021-22 GAME-BY-GAME

Opponent	GP-GS	FG	3FG	FT	O-D	Reb	A	TO	Blk	Stl	PF	Min	Pts
Navy	1-1	7-13	0-0	4-5	2-8	10	1	5	1	0	3	33	18

CAREER HIGHS

Points	35 vs. UCF (1/13/19) *
FGs	13 vs. Temple (2/23/20) *
3FGs	2 vs. UCF (3/4/21) *
FTs	14 vs. Campbell (12/14/19) *
Rebounds	20 vs. UCF (1/13/19) *
Assists	4, 7x - last vs. Houston (2/3/21) *
Turnovers	6 vs. Rice (11/24/19) *
Blocks	2, 4x - last vs. Temple (2/23/20) *
Steals	3, 3x - last at South Florida (2/26/20) *
Minutes	42 vs. Tulsa (2/17/19) *

* at East Carolina

SEASON HIGHS

Points	18 vs. Navy (11/9/21)
FGs	7 vs. Navy (11/9/21)
3FGs	-
FTs	4 vs. Navy (11/9/21)
Rebounds	10 vs. Navy (11/9/21)
Assists	1 vs. Navy (11/9/21)
Turnovers	5 vs. Navy (11/9/21)
Blocks	1 vs. Navy (11/9/21)
Steals	0 vs. Navy (11/9/21)
Minutes	33 vs. Navy (11/9/21)

CAREER STATISTICS

Year	G-GS	Min-Avg.	FG-FGA	Pct.	3FG-3FGA	Pct.	FT-FTA	Pct.	Off-Def.	Reb-Avg.	PF-DQ	Ast	TO	Blk	Stl	Pts-Avg
2018-19	31-31	947-30.5	166-337	.493	2-10	.200	171-228	.750	93-169	262-8.5	88	39	75	14	24	505-16.3
2019-20	30-29	1068-35.6	223-428	.521	4-20	.200	160-218	.734	91-194	285-9.2	91	67	83	15	34	610-19.7
2020-21	18-17	669-37.2	123-257	.479	3-6	.500	98-133	.737	39-119	158-8.3	42	27	45	3	11	347-18.3
2021-22	1-1	33-33.0	7-13	.538	0-0	.000	4-5	.800	2-8	10-10.0	3	1	5	1	0	18-18.0
TOTAL	80-78	2717-34.0	519-1035	.501	8-36	.222	433-584	.741	225-490	715-8.9	224	131	208	33	69	1480-18.5



2 REECE BEEKMAN

Guard • 6-3 • 181
Sophomore
Baton Rouge, La. • Scotlandville Magnet

2021-22 HIGHLIGHTS

• Recorded career-high six steals vs. Navy (11/9/21)

2021-22 GAME-BY-GAME

Opponent	GP-GS	FG	3FG	FT	O-D	Reb	A	TO	Blk	Stl	PF	Min	Pts
Navy	1-1	4-8	0-1	0-2	0-5	5	6	1	1	6	4	38	8

CAREER HIGHS

Points	12 vs. Wake Forest (1/6/21)
FGs	5 vs. San Francisco (11/27/20)
3FGs	1, 7x - last vs. Syracuse (3/11/21)
FTs	5 vs. Syracuse (1/25/21)
Rebounds	8 vs. North Carolina (2/13/21)
Assists	7 vs. North Carolina (2/13/21)
Turnovers	4 at Georgia Tech (2/10/21)
Blocks	2, 2x - last at Georgia Tech (2/10/21)
Steals	6 vs. Navy (11/9/21)
Minutes	39 vs. Georgia Tech (1/23/21)

SEASON HIGHS

Points	38 vs. Navy (11/9/21)
FGs	4 vs. Navy (11/9/21)
3FGs	-
FTs	-
Rebounds	5 vs. Navy (11/9/21)
Assists	6 vs. Navy (11/9/21)
Turnovers	1 vs. Navy (11/9/21)
Blocks	1 vs. Navy (11/9/21)
Steals	6 vs. Navy (11/9/21)
Minutes	38 vs. Navy (11/9/21)

CAREER STATISTICS

Year	G-GS	Min-Avg.	FG-FGA	Pct.	3FG-3FGA	Pct.	FT-FTA	Pct.	Off-Def.	Reb-Avg.	PF-DQ	Ast	TO	Blk	Stl	Pts-Avg
2020-21	25-20	732-29.3	42-110	.382	9-37	.243	25-33	.758	5-66	71-2.8	37-0	75	29	10	30	118-4.7
2021-22	1-1	38-38.0	4-8	.500	0-1	.000	0-2	.000	0-5	5-5.0	4-0	6	1	1	6	8-8.0
TOTAL	26-21	770-29.6	46-118	.390	9-38	.237	25-35	.714	5-71	76-2.9	41-0	81	30	11	36	126-4.9



4 ARMAAN FRANKLIN

Guard • 6-4 • 204
Junior
Indianapolis, Ind. • Indiana

2021-22 HIGHLIGHTS

•

2021-22 GAME-BY-GAME

Opponent	GP-GS	FG	3FG	FT	O-D	Reb	A	TO	Blk	Stl	PF	Min	Pts
Navy	1-1	2-11	1-7	2-2	0-0	0	1	0	1	3	1	33	7

CAREER HIGHS

Points	23, 2x - last at Northwestern (2/10/21) *
FGs	8 at Illinois (12/26/20) *
3FGs	5, 3x - last at Illinois (12/26/20) *
FTs	7 at Northwestern (2/10/21) *
Rebounds	8 at Florida State (12/9/20) *
Assists	8 vs. Western Illinois (11/5/19) *
Turnovers	5 at Butler (12/19/20) *
Blocks	1, 9x - last vs. Navy (11/9/21)
Steals	4 at Northwestern (2/10/21) *
Minutes	44 at Northwestern (2/10/21) *

SEASON HIGHS

Points	7 vs. Navy (11/9/21)
FGs	2 vs. Navy (11/9/21)
3FGs	-
FTs	2 vs. Navy (11/9/21)
Rebounds	-
Assists	1 vs. Navy (11/9/21)
Turnovers	-
Blocks	1 vs. Navy (11/9/21)
Steals	3 vs. Navy (11/9/21)
Minutes	33 vs. Navy (11/9/21)

CAREER STATISTICS

Year	G-GS	Min-Avg.	FG-FGA	Pct.	3FG-3FGA	Pct.	FT-FTA	Pct.	Off-Def.	Reb-Avg.	PF-DQ	Ast	TO	Blk	Stl	Pts-Avg
2019-20	32-9	442-13.8	39-112	.348	17-64	.266	24-39	.615	2-50	52-1.6	43	41	30	3	8	119-3.7
2020-21	22-20	661-30.0	87-203	.429	36-85	.424	40-54	.741	13-78	91-4.1	61	47	48	5	26	250-11.4
2021-22	1-1	33-33.0	2-11	.182	1-7	.143	2-2	1.000	0-0	0-0.0	1	1	0	1	3	7-7.0
TOTAL	55-30	1136-20.7	128-326	.393	54-156	.346	66-95	.695	15-128	143-2.6	105	89	78	9	37	377-6.9



5 JAYDEN NIXON

Guard • 6-3 • 192
Senior
Charlottesville, Va. • Choate Rosemary Hall (Conn.)

2021-22 HIGHLIGHTS

2021-22 GAME-BY-GAME

Opponent	GP-GS	FG	3FG	FT	O-D	Reb	A	TO	Blk	Stl	PF	Min	Pts
Navy	DNP												

CAREER HIGHS


Points	2, 3x - last at Syracuse (3/4/19)
FGs	1, 3x - last at Syracuse (3/4/19)
3FGs	-
FTs	1, 2x - last vs. Morgan State (12/3/18)
Rebounds	3, 2x - last vs. William & Mary (12/22/18)
Assists	1 vs. Pittsburgh (3/2/19)
Turnovers	2 vs. Marshall (1/31/18)
Blocks	1, 2x - last at Syracuse (3/4/19)
Steals	1, 2x - last vs. Pittsburgh (3/2/19)
Minutes	10 vs. Maine (11/27/19)

SEASON HIGHS

Points	-
FGs	-
3FGs	-
FTs	-
Rebounds	-
Assists	-
Turnovers	-
Blocks	-
Steals	-
Minutes	-

CAREER STATISTICS

Year	G-GS	Min-Avg.	FG-FGA	Pct.	3FG-3FGA	Pct.	FT-FTA	Pct.	Off-Def.	Reb-Avg.	PF-DQ	Ast	TO	Blk	Stl	Pts-Avg
2018-19	14-0	43-3.1	3-10	.300	0-3	.000	2-4	.500	3-5	8-0.6	10-0	1	4	2	2	8-0.6
2019-20	5-0	18-3.6	1-2	.500	0-1	.000	0-0	.000	1-1	2-0.4	1-0	0	2	0	0	2-0.4
2020-21	3-0	4-1.3	0-0	.000	0-0	.000	0-0	.000	0-1	1-0.3	1-0	0	0	0	0	0-0.0
2021-22	0-0	0-0.0	0-0	.000	0-0	.000	0-0	.000	0-0	0-0.0	0-0	0	0	0	0	0-0.0
TOTAL	22-0	65-3.0	4-12	.333	0-4	.000	2-4	.500	4-7	11-0.5	12-0	1	6	2	2	10-0.5



10 TAINÉ MURRAY

Guard • 6-5 • 207
Freshman
Auckland, N.Z. • Rosmini College

2021-22 HIGHLIGHTS

• Made collegiate debut vs. Navy (11/9/21)

2021-22 GAME-BY-GAME

Opponent	GP-GS	FG	3FG	FT	O-D	Reb	A	TO	Blk	Stl	PF	Min	Pts
Navy	1-0	0-0	0-0	0-0	0-0	0.0	0	1	0	0	1	2	0

CAREER/SEASON HIGHS

Points	-
FGs	-
3FGs	-
FTs	-
Rebounds	-
Assists	-
Turnovers	1 vs. Navy (11/9/21)
Blocks	-
Steals	-
Minutes	2 vs. Navy (11/9/21)

CAREER STATISTICS

Year	G-GS	Min-Avg.	FG-FGA	Pct.	3FG-3FGA	Pct.	FT-FTA	Pct.	Off-Def.	Reb-Avg.	PF-DQ	Ast	TO	Blk	Stl	Pts-Avg
2021-22	1-0	2-2.0	0-0	.000	0-0	.000	0-0	.000	0-0	0-0.0	1-0	0	1	0	0	0-0.0
TOTAL	1-0	2-2.0	0-0	.000	0-0	.000	0-0	.000	0-0	0-0.0	1-0	0	1	0	0	0-0.0



11 MALACHI POINDEXTER

Guard • 6-2 • 190
Sophomore
Mineral, Va. • St. Annes-Belfield School

2021-22 HIGHLIGHTS

2021-22 GAME-BY-GAME

Opponent	GP-GS	FG	3FG	FT	O-D	Reb	A	TO	Blk	Stl	PF	Min	Pts
Navy	DNP												

CAREER HIGH


Points	-
FGs	-
3FGs	-
FTs	-
Rebounds	-
Assists	-
Turnovers	-
Blocks	-
Steals	-
Minutes	2 vs. Towson (11/25/20)

SEASON HIGH

Points	-
FGs	-
3FGs	-
FTs	-
Rebounds	-
Assists	-
Turnovers	-
Blocks	-
Steals	-
Minutes	-

CAREER STATISTICS

Year	G-GS	Min-Avg.	FG-FGA	Pct.	3FG-3FGA	Pct.	FT-FTA	Pct.	Off-Def.	Reb-Avg.	PF-DQ	Ast	TO	Blk	Stl	Pts-Avg
2020-21	3-0	3-1.0	0-2	.000	0-2	.000	0-0	.000	0-0	0-0.0	0-0	0	0	0	0	0-0.0
2021-22	0-0	0-0.0	0-0	.000	0-0	.000	0-0	.000	0-0	0-0.0	0-0	0	0	0	0	0-0.0
TOTAL	3-0	3-1.0	0-2	.000	0-2	.000	0-0	.000	0-0	0-0.0	0-0	0	0	0	0	0-0.0



12 CHASE COLEMAN

Guard • 5-9 • 161
Junior
Norfolk, Va. • Maury

2021-22 HIGHLIGHTS

2021-22 GAME-BY-GAME

Opponent	GP-GS	FG	3FG	FT	O-D	Reb	A	TO	Blk	Stl	PF	Min	Pts
Navy	DNP												

CAREER HIGHS

Points	3, 2x - last vs. Virginia Tech (1/4/20)
FGs	1, 6x - last vs. Miami (3/1/21)
3FGs	1, 2x - last vs. Virginia Tech (1/4/20)
FTs	-
Rebounds	2 vs. UMass (11/23/19)
Assists	1, 2x - last vs. Virginia Tech (1/4/20)
Turnovers	2 vs. Florida State (1/28/20)
Blocks	-
Steals	1, 4x - last vs. Virginia Tech (1/4/20)
Minutes	12 at Purdue (12/4/19)

SEASON HIGHS

Points	-
FGs	-
3FGs	-
FTs	-
Rebounds	-
Assists	-
Turnovers	-
Blocks	-
Steals	-
Minutes	-

CAREER STATISTICS

Year	G-GS	Min-Avg.	FG-FGA	Pct.	3FG-3FGA	Pct.	FT-FTA	Pct.	Off-Def.	Reb-Avg.	PF-DQ	Ast	TO	Blk	Stl	Pts-Avg
2019-20	17-0	87-5.1	5-18	.278	2-8	.250	0-0	.000	0-8	8-0.5	9-0	4	7	0	5	12-0.7
2020-21	5-0	6-1.2	1-1	1.000	0-0	.000	0-0	.000	0-1	1-0.2	1-0	0	0	0	0	2-0.4
2021-22	0-0	0-0.0	0-0	.000	0-0	.000	0-0	.000	0-0	0-0.0	0-0	0	0	0	0	0-0.0
TOTAL	22-0	93-4.2	6-19	.316	2-8	.250	0-0	.000	0-9	9-0.4	10-0	4	7	0	5	14-0.6



21 KADIN SHEDRICK

Forward • 6-11 • 231
Redshirt Sophomore
Holly Springs, N.C. • Holly Springs

2021-22 HIGHLIGHTS

• Registered seven points, seven rebounds and career-best three steals vs. Navy (11/9/21)

2021-22 GAME-BY-GAME

Opponent	GP-GS	FG	3FG	FT	O-D	Reb	A	TO	Blk	Stl	PF	Min	Pts
Navy	1-1	3-5	0-0	1-2	2-5	7	0	2	1	3	4	23	7

CAREER HIGHS

Points	12 vs. Saint Francis (12/1/20)
FGs	5 vs. Saint Francis (12/1/20)
3FGs	-
FTs	4 vs. William & Mary (12/22/20)
Rebounds	8 vs. Saint Francis (12/1/20)
Assists	2 vs. Gonzaga (12/26/20)
Turnovers	2, 3x - last vs. Navy (11/9/21)
Blocks	2 vs. Towson (11/25/20)
Steals	3 vs. Navy (11/9/21)
Minutes	23 vs. Navy (11/9/21)

SEASON HIGHS

Points	7 vs. Navy (11/9/21)
FGs	3 vs. Navy (11/9/21)
3FGs	-
FTs	1 vs. Navy (11/9/21)
Rebounds	7 vs. Navy (11/9/21)
Assists	-
Turnovers	2 vs. Navy (11/9/21)
Blocks	1 vs. Navy (11/9/21)
Steals	3 vs. Navy (11/9/21)
Minutes	23 vs. Navy (11/9/21)

CAREER STATISTICS

Year	G-GS	Min-Avg.	FG-FGA	Pct.	3FG-3FGA	Pct.	FT-FTA	Pct.	Off-Def.	Reb-Avg.	PF-DQ	Ast	TO	Blk	Stl	Pts-Avg
2020-21	11-0	88-8.0	11-21	.524	0-1	.000	6-9	.667	12-12	24-2.2	14-0	3	6	4	2	28-2.5
2021-22	1-1	23-23.0	3-5	.600	0-0	.000	1-2	.500	2-5	7-7.0	4-0	0	2	1	3	7-7.7
TOTAL	12-0	111-9.3	14-26	.538	0-1	.000	7-11	.636	14-17	31-2.6	18-0	3	8	5	5	35-2.9



22 FRANCISCO CAFFARO

Center • 7-1 • 242
Redshirt Junior
El Trebo, Santa Fe, Argentina • NBA Global Academy

2021-22 HIGHLIGHTS

.

2021-22 GAME-BY-GAME

Opponent	GP-GS	FG	3FG	FT	O-D	Reb	A	TO	Blk	Stl	PF	Min	Pts
Navy	1-0	1-2	0-0	1-2	2-2	4	0	2	0	0	3	15	3

CAREER HIGHS

Points	10 vs. North Carolina (12/8/19)
FGs	4 vs. North Carolina (12/8/19)
3FGs	-
FTs	2, 4x - last vs. Georgia Tech (1/23/21)
Rebounds	7 vs. North Carolina (12/8/19)
Assists	1, 2x - last vs. Notre Dame (1/13/21)
Turnovers	3 at Clemson (1/16/21)
Blocks	1, 4x - last vs. NC State (2/24/21)
Steals	1, 2x - last vs. Maine (11/27/19)
Minutes	21 vs. North Carolina (12/8/19)

SEASON HIGHS

Points	3 vs. Navy (11/9/21)
FGs	1 vs. Navy (11/9/21)
3FGs	-
FTs	1 vs. Navy (11/9/21)
Rebounds	4 vs. Navy (11/9/21)
Assists	-
Turnovers	2 vs. Navy (11/9/21)
Blocks	-
Steals	-
Minutes	15 vs. Navy (11/9/21)

CAREER STATISTICS

Year	G-GS	Min-Avg.	FG-FGA	Pct.	3FG-3FGA	Pct.	FT-FTA	Pct.	Off-Def.	Reb-Avg.	PF-DQ	Ast	TO	Blk	Stl	Pts-Avg
2019-20	20-2	152-7.6	9-17	.529	0-0	.000	10-15	.667	10-14	24-1.2	24-0	0	9	5	2	28-1.4
2020-21	17-0	117-6.9	6-12	.500	0-0	.000	8-10	.800	9-12	21-1.2	16-0	2	7	1	0	20-1.2
2021-22	1-0	15-15.0	1-2	.500	0-0	.000	1-2	.500	2-2	4-4.0	3-0	0	2	0	0	3-3.0
TOTAL	38-2	284-7.5	16-31	.516	0-0	.000	19-27	.704	21-28	49-1.3	43-0	2	18	6	2	51-1.3



23 KODY STATTMANN

Guard • 6-8 • 200
Senior
Cairns, Australia • St. Augustine's College

2021-22 HIGHLIGHTS

2021-22 GAME-BY-GAME

Opponent	GP-GS	FG	3FG	FT	O-D	Reb	A	TO	Blk	Stl	PF	Min	Pts
Navy	1-0	1-3	1-1	0-0	1-0	1	1	1	0	0	0	17	3

CAREER HIGHS


Points	11 at Boston College (1/7/20)
FGs	5 at Boston College (1/7/20)
3FGs	2 vs. Boston College (2/19/20)
FTs	4, 3x - last vs. JMU (11/10/19)
Rebounds	8 vs. Virginia Tech (1/4/20)
Assists	4 vs. Syracuse (1/11/20)
Turnovers	2, 3x - last at Purdue (12/4/19)
Blocks	3 vs. Columbia (11/16/19)
Steals	3 at North Carolina (2/15/20)
Minutes	39 at Boston College (1/7/20)

SEASON HIGHS

Points	3 vs. Navy (11/9/21)
FGs	1 vs. Navy (11/9/21)
3FGs	1 vs. Navy (11/9/21)
FTs	-
Rebounds	1 vs. Navy (11/9/21)
Assists	1 vs. Navy (11/9/21)
Turnovers	1 vs. Navy (11/9/21)
Blocks	-
Steals	-
Minutes	17 vs. Navy (11/9/21)

CAREER STATISTICS

Year	G-GS	Min-Avg.	FG-FGA	Pct.	3FG-3FGA	Pct.	FT-FTA	Pct.	Off-Def.	Reb-Avg.	PF-DQ	Ast	TO	Blk	Stl	Pts-Avg
2018-19	18-0	73-4.1	9-21	.429	4-15	.267	8-9	.889	2-9	11-0.6	8-0	2	5	0	1	30-1.7
2019-20	24-10	514-21.4	33-98	.337	14-52	.269	6-9	.667	10-48	58-2.4	24-0	16	21	10	9	86-3.6
2020-21	4-0	34-8.5	7-12	.583	0-2	.000	0-0	.000	0-7	7-1.8	1-0	2	0	1	1	14-3.5
2021-22	1-0	17-17.0	1-3	.333	1-1	1.000	0-0	.000	1-0	1-1.0	0-0	1	1	0	0	3-3.0
TOTAL	47-10	638-13.6	50-134	.373	19-70	.271	14-18	.778	13-64	77-1.6	33-0	21	27	11	11	133-2.8



24 IGOR MILIČIĆ JR.

Guard/Forward • 6-10 • 224
Freshman
Rovinj, Croatia • Orange Academy Ratiopharm

2021-22 HIGHLIGHTS

2021-22 GAME-BY-GAME

Opponent	GP-GS	FG	3FG	FT	O-D	Reb	A	TO	Blk	Stl	PF	Min	Pts
Navy	DNP												

CAREER/SEASON HIGHS

Points	-
FGs	-
3FGs	-
FTs	-
Rebounds	-
Assists	-
Turnovers	-
Blocks	-
Steals	-
Minutes	-

CAREER STATISTICS

Year	G-GS	Min-Avg.	FG-FGA	Pct.	3FG-3FGA	Pct.	FT-FTA	Pct.	Off-Def.	Reb-Avg.	PF-DQ	Ast	TO	Blk	Stl	Pts-Avg
2021-22	0-0	0-0.0	0-0	.000	0-0	.000	0-0	.000	0-0	0-0.0	0-0	0	0	0	0	0-0.0
TOTAL	0-0	0-0.0	0-0	.000	0-0	.000	0-0	.000	0-0	0-0.0	0-0	0	0	0	0	0-0.0



33 CARSON McCORKLE

Guard • 6-2 • 184
Sophomore
Raleigh, N.C. • Greensboro Day School

2021-22 HIGHLIGHTS

.

2021-22 GAME-BY-GAME

Opponent	GP-GS	FG	3FG	FT	O-D	Reb	A	TO	Blk	Stl	PF	Min	Pts
Navy	1-0	0-0	0-0	0-0	0-0	0	0	0	0	0	0	1	0

CAREER HIGHS

Points 3 at Clemson (1/16/21)
 FGs 1, 2x - last at Clemson (1/16/21)
 3FGs 1 at Clemson (1/16/21)
 FTs -
 Rebounds 2 vs. Saint Francis (12/1/20)
 Assists 2 vs. Towson (11/25/20)
 Turnovers -
 Blocks -
 Steals 1 vs. William & Mary (12/22/20)
 Minutes 5, 2x - last vs. Saint Francis (12/1/20)

SEASON HIGHS

Points -
 FGs -
 3FGs -
 FTs -
 Rebounds -
 Assists -
 Turnovers -
 Blocks -
 Steals -
 Minutes 1 vs. Navy (11/9/21)

CAREER STATISTICS

Year	G-GS	Min-Avg.	FG-FGA	Pct.	3FG-3FGA	Pct.	FT-FTA	Pct.	Off-Def.	Reb-Avg.	PF-DQ	Ast	TO	Blk	Stl	Pts-Avg
2020-21	8-0	22-2.8	2-5	.400	1-4	.250	0-0	.000	1-3	4-0.5	1-0	4	0	0	1	5-0.6
2021-22	1-0	1-1.0	0-0	.000	0-0	.000	0-0	.000	0-0	0-0.0	0-0	0	0	00	0	0-0.0
TOTAL	9-0	23-2.6	2-5	.400	1-4	.250	0-0	.000	1-3	4-0.4	1-0	4	0	0	1	5-0.6



2021-22 Virginia Basketball
 Virginia Combined Team Statistics (as of Nov 09, 2021)
 All games



RECORD:	OVERALL	HOME	AWAY	NEUTRAL
ALL GAMES	0-1	0-1	0-0	0-0
CONFERENCE	0-0	0-0	0-0	0-0
NON-CONFERENCE	0-1	0-1	0-0	0-0

##	Player	gp-gs	min	avg	Total		3-Point		F-Throw		Rebounds				pf	dq	a	to	blk	stl	pts	avg
					fg-fga	fg%	3fg-fga	3fg%	ft-fta	ft%	off	def	tot	avg								
00	Kiheï Clark	1-1	38	38.0	3-9	.333	2-7	.286	4-4	1.000	0	0	0	0.0	1	0	2	2	0	0	12	12.0
01	Jayden Gardner	1-1	33	33.0	7-13	.538	0-0	.000	4-5	.800	2	8	10	10.0	3	0	1	5	1	0	18	18.0
02	Reece Beekman	1-1	38	38.0	4-8	.500	0-1	.000	0-2	.000	0	5	5	5.0	4	0	6	1	1	6	8	8.0
04	Armaan Franklin	1-1	33	33.0	2-11	.182	1-7	.143	2-2	1.000	0	0	0	0.0	1	0	1	0	1	3	7	7.0
10	Taine Murray	1-0	2	2.0	0-0	.000	0-0	.000	0-0	.000	0	0	0	0.0	1	0	0	1	0	0	0	0.0
21	Kadin Shedrick	1-1	23	23.0	3-5	.600	0-0	.000	1-2	.500	2	5	7	7.0	4	0	0	2	1	3	7	7.0
22	Francisco Caffaro	1-0	15	15.0	1-2	.500	0-0	.000	1-2	.500	2	2	4	4.0	3	0	0	2	0	0	3	3.0
23	Kody Statmann	1-0	17	17.0	1-3	.333	1-1	1.000	0-0	.000	1	0	1	1.0	0	0	1	1	0	0	3	3.0
33	Carson McCorkle	1-0	1	1.0	0-0	.000	0-0	.000	0-0	.000	0	0	0	0.0	0	0	0	0	0	0	0	0.0
Team											2	1	3									
Total.....		1	200		21-51	.412	4-16	.250	12-17	.706	9	21	30	30.0	17	0	11	14	4	12	58	58.0
Opponents.....		1	200		24-53	.453	11-21	.524	7-10	.700	10	25	35	35.0	17	-	14	17	5	9	66	66.0

TEAM STATISTICS	VA	OPP	Date	Opponent	Score	Att.
SCORING	58	66	11/09/21	NAVY	L 58-66	13100
Points per game	58.0	66.0	* - Conference game			
Scoring margin	-8.0	-				
FIELD GOALS-ATT	21-51	24-53				
Field goal pct	.412	.453				
3 POINT FG-ATT	4-16	11-21				
3-point FG pct	.250	.524				
3-pt FG made per game	4.0	11.0				
FREE THROWS-ATT	12-17	7-10				
Free throw pct	.706	.700				
F-Throws made per game	12.0	7.0				
REBOUNDS	30	35				
Rebounds per game	30.0	35.0				
Rebounding margin	-5.0	-				
ASSISTS	11	14				
Assists per game	11.0	14.0				
TURNOVERS	14	17				
Turnovers per game	14.0	17.0				
Turnover margin	+3.0	-				
Assist/turnover ratio	0.8	0.8				
STEALS	12	9				
Steals per game	12.0	9.0				
BLOCKS	4	5				
Blocks per game	4.0	5.0				
ATTENDANCE	13100	0				
Home games-Avg/Game	1-13100	0-0				
Neutral site-Avg/Game	-	0-0				

Score by Periods	1st	2nd	Totals
Virginia	35	23	58
Opponents	42	24	66



2021-22 Virginia Basketball
Virginia Team Game-by-Game Comparison (as of Nov 09, 2021)
All games



Opponent	1st	2nd	Score	Mar	Total FG	FG Pct	3-Pointers	3FG Pct	Free Throws	FT Pct	Rebounds	Assist	T/Over	Block	Steal	Fouls
NAVY	35/42	23/24	58-66	(8)	21-51/24-53	.412/.453	4-16/11-21	.250/.524	12-17/7-10	.706/.700	30/35 (5)	11/14	14/17	4/5	12/9	17/17

Note: Game totals are displayed in the format TEAM/OPPONENT for each category



2021-22 Virginia Basketball
Virginia Game-by-Game Highs (as of Nov 09, 2021)
All games



Opponent	Date	Score	Points	Rebounds	Assists	Steals	Blocked shots
NAVY	11/09/21	58-66	18-Jayden Gardner	10-Jayden Gardner	6-Reece Beekman	6-Reece Beekman	1-Kadin Shedrick Reece Beekman Jayden Gardner Armaan Franklin



2021-22 Virginia Basketball
Virginia Points-Rebounds-Assists (as of Nov 09, 2021)
All games



Opponent	Date	Score		00	01	02	04	10	21	22
NAVY	11/09/21	58-66	L	CLARK,KIHE 12-0-2	GARDNER,JA 18-10-1	BEEKMAN,RE 8-5-6	FRANKLIN,A 7-0-1	MURRAY,TAI 0-0-0	SHEDRICK,K 7-7-0	CAFFARO,FR 3-4-0

Opponent	Date	Score		23	33
NAVY	11/09/21	58-66	L	STATTMANN, 3-1-1	MCCORKLE,C 0-0-0



Individual Career History



Reece Beekman

Season	gp-gs	min/avg	Total		3-Point		F-Throws		Rebounds				Scoring							
			fg-fga	pct	fg-fga	pct	ft-fta	pct	off	def	tot	avg	pf	fo	ast	to	blk	stl	pts	avg
2020-21	25-20	732/29.3	42-110	.382	9-37	.243	25-33	.758	5	66	71	2.8	37	0	75	29	10	30	118	4.7
2021-22	1-1	38/38.0	4-8	.500	0-1	.000	0-2	.000	0	5	5	5.0	4	0	6	1	1	6	8	8.0
TOTAL	26-21	770/29.6	46-118	.390	9-38	.237	25-35	.714	5	71	76	2.9	41	0	81	30	11	36	126	4.8

Francisco Caffaro

Season	gp-gs	min/avg	Total		3-Point		F-Throws		Rebounds				Scoring							
			fg-fga	pct	fg-fga	pct	ft-fta	pct	off	def	tot	avg	pf	fo	ast	to	blk	stl	pts	avg
2019-20	20-2	152/7.6	9-17	.529	0-0	.000	10-15	.667	10	14	24	1.2	24	0	0	9	5	2	28	1.4
2020-21	17-0	117/6.9	6-12	.500	0-0	.000	8-10	.800	9	12	21	1.2	16	0	2	7	1	0	20	1.2
2021-22	1-0	15/15.0	1-2	.500	0-0	.000	1-2	.500	2	2	4	4.0	3	0	0	2	0	0	3	3.0
TOTAL	38-2	284/7.5	16-31	.516	0-0	.000	19-27	.704	21	28	49	1.3	43	0	2	18	6	2	51	1.3

Kihei Clark

Season	gp-gs	min/avg	Total		3-Point		F-Throws		Rebounds				Scoring							
			fg-fga	pct	fg-fga	pct	ft-fta	pct	off	def	tot	avg	pf	fo	ast	to	blk	stl	pts	avg
2018-19	38-20	1018/26.8	55-157	.350	29-85	.341	33-40	.825	16	73	89	2.3	52	0	97	39	0	28	172	4.5
2019-20	30-30	1114/37.1	105-280	.375	36-96	.375	78-89	.876	11	114	125	4.2	54	0	176	105	3	37	324	10.8
2020-21	25-23	853/34.1	85-207	.411	20-62	.323	47-64	.734	6	45	51	2.0	30	0	113	53	0	18	237	9.5
2021-22	1-1	38/38.0	3-9	.333	2-7	.286	4-4	1.000	0	0	0	0.0	1	0	2	2	0	0	12	12.0
TOTAL	94-74	3023/32.2	248-653	.380	87-250	.348	162-197	.822	33	232	265	2.8	137	0	388	199	3	83	745	7.9

Armaan Franklin

Season	gp-gs	min/avg	Total		3-Point		F-Throws		Rebounds				Scoring							
			fg-fga	pct	fg-fga	pct	ft-fta	pct	off	def	tot	avg	pf	fo	ast	to	blk	stl	pts	avg
2021-22	1-1	33/33.0	2-11	.182	1-7	.143	2-2	1.000	0	0	0	0.0	1	0	1	0	1	3	7	7.0
TOTAL	1-1	33/33.0	2-11	.182	1-7	.143	2-2	1.000	0	0	0	0.0	1	0	1	0	1	3	7	7.0

Jayden Gardner

Season	gp-gs	min/avg	Total		3-Point		F-Throws		Rebounds				Scoring							
			fg-fga	pct	fg-fga	pct	ft-fta	pct	off	def	tot	avg	pf	fo	ast	to	blk	stl	pts	avg
2021-22	1-1	33/33.0	7-13	.538	0-0	.000	4-5	.800	2	8	10	10.0	3	0	1	5	1	0	18	18.0
TOTAL	1-1	33/33.0	7-13	.538	0-0	.000	4-5	.800	2	8	10	10.0	3	0	1	5	1	0	18	18.0

Carson McCorkle

Season	gp-gs	min/avg	Total		3-Point		F-Throws		Rebounds				Scoring							
			fg-fga	pct	fg-fga	pct	ft-fta	pct	off	def	tot	avg	pf	fo	ast	to	blk	stl	pts	avg
2020-21	8-0	22/2.8	2-5	.400	1-4	.250	0-0	.000	1	3	4	0.5	1	0	4	0	0	1	5	0.6
2021-22	1-0	1/1.0	0-0	.000	0-0	.000	0-0	.000	0	0	0	0.0	0	0	0	0	0	0	0	0.0
TOTAL	9-0	23/2.6	2-5	.400	1-4	.250	0-0	.000	1	3	4	0.4	1	0	4	0	0	1	5	0.6

Taine Murray

Season	gp-gs	min/avg	Total		3-Point		F-Throws		Rebounds				Scoring							
			fg-fga	pct	fg-fga	pct	ft-fta	pct	off	def	tot	avg	pf	fo	ast	to	blk	stl	pts	avg
2021-22	1-0	2/2.0	0-0	.000	0-0	.000	0-0	.000	0	0	0	0.0	1	0	0	1	0	0	0	0.0
TOTAL	1-0	2/2.0	0-0	.000	0-0	.000	0-0	.000	0	0	0	0.0	1	0	0	1	0	0	0	0.0



Individual Career History

Kadin Shedrick

Season	gp-gs	min/avg	Total		3-Point		F-Throws		Rebounds				Scoring							
			fg-fga	pct	fg-fga	pct	ft-fta	pct	off	def	tot	avg	pf	fo	ast	to	blk	stl	pts	avg
2020-21	11-0	88/8.0	11-21	.524	0-1	.000	6-9	.667	12	12	24	2.2	14	0	3	6	4	2	28	2.5
2021-22	1-1	23/23.0	3-5	.600	0-0	.000	1-2	.500	2	5	7	7.0	4	0	0	2	1	3	7	7.0
TOTAL	12-1	111/9.3	14-26	.538	0-1	.000	7-11	.636	14	17	31	2.6	18	0	3	8	5	5	35	2.9

Kody Stattmann

Season	gp-gs	min/avg	Total		3-Point		F-Throws		Rebounds				Scoring							
			fg-fga	pct	fg-fga	pct	ft-fta	pct	off	def	tot	avg	pf	fo	ast	to	blk	stl	pts	avg
2018-19	18-0	73/4.1	9-21	.429	4-15	.267	8-9	.889	2	9	11	0.6	8	0	2	5	0	1	30	1.7
2019-20	24-10	514/21.4	33-98	.337	14-52	.269	6-9	.667	10	48	58	2.4	24	0	16	21	10	9	86	3.6
2020-21	4-0	34/8.5	7-12	.583	0-2	.000	0-0	.000	0	7	7	1.8	1	0	2	0	1	1	14	3.5
2021-22	1-0	17/17.0	1-3	.333	1-1	1.000	0-0	.000	1	0	1	1.0	0	0	1	1	0	0	3	3.0
TOTAL	47-10	638/13.6	50-134	.373	19-70	.271	14-18	.778	13	64	77	1.6	33	0	21	27	11	11	133	2.8