

LEHIGH®

MEN'S BASKETBALL GAME NOTES - GAME 6

2021-22 SCHEDULE

November		
10	at Rutgers	L, 73-70 (OT)
13	NJIT	L, 73-56
16	at Monmouth	L, 85-75
19	at Merrimack	L, 55-45
23	COLUMBIA	W, 79-72
26	at Virginia	7 p.m.
28	SAINT FRANCIS (Pa.)	7 p.m.

December		
1	at Yale	7 p.m.
4	MARYLAND EASTERN SHORE	4:30 p.m.
18	at Syracuse	6 p.m.
21	ALBANY	7 p.m.
29	EASTERN UNIVERSITY	7 p.m.

January		
1	at American*	4 p.m.
4	COLGATE*	7 p.m.
7	at Army West Point*	5 p.m.
10	HOLY CROSS*	7 p.m.
13	at Bucknell*	7 p.m.
16	LOYOLA*	2 p.m.
19	at Navy*	7 p.m.
22	at Boston University*	1 p.m.
26	ARMY WEST POINT*	7 p.m.
29	at Holy Cross*	2 p.m.

February		
2	NAVY*	7 p.m.
5	BOSTON UNIVERSITY*	2 p.m.
9	at Colgate*	7 p.m.
12	LAFAYETTE*	7 p.m.
14	BUCKNELL*	7 p.m.
20	at Loyola*	5 p.m.
23	AMERICAN*	7 p.m.
26	at Lafayette*	TBA

March		
1	Patriot League Tournament First Round	TBA
3	Patriot League Quarterfinals	TBA
6	Patriot League Semifinals	TBA
9	Patriot League Championship Game	TBA

Home team in **BOLD CAPS**

*Patriot League game

SPORTS COMMUNICATIONS

Contact Justin Lafleur
 Office (610) 758-6631
 Cell (610) 577-5222
 E-mail jul310@lehigh.edu
 Press Row (610) 758-4903/4933

MBB SOCIAL MEDIA

Website LehighSports.com
 Facebook Facebook.com/LehighMensBasketball
 Twitter @LehighMBB
 Instagram @Lehigh_Mens_Basketball



Champions
 1997, 2009, 2010

LEHIGH MOUNTAIN HAWKS (1-4 OVERALL, 0-0 PATRIOT LEAGUE) VS. VIRGINIA CAVALIERS (4-2 OVERALL, 0-0 ACC)



November 26, 2021 - 7 p.m.
 John Paul Jones Arena (14,593) - Charlottesville, Va.
 TV: ACC Network
 Radio: Fox Sports 1230/1320 AM/94.7 FM



LEHIGH SET FOR POST-THANKSGIVING SHOWDOWN AT UVA


Lehigh is ready to hit the road again for a day-after-Thanksgiving clash at Virginia. The Mountain Hawks will square off with the 2019 National Champions at 7 p.m. Friday on ACC Network. Lehigh enters riding momentum following a 79-72 victory over Columbia on Tuesday, its first win of the young season. The Mountain Hawks opened a 10-point halftime lead and held off multiple Lions' charges in the second half.

Tuesday snapped a four-game losing skid vs. the Lions and gave Lehigh its first win against Columbia since Jan. 2, 2009. The Mountain Hawks' 79 points marked their most against Columbia since Dec. 1, 1994 - an 85-75 Lehigh victory (19 meetings prior). Lehigh shot 50.0 percent from the floor in the first half, and 55.6 percent from 3-point range, while only turning the ball over five times. That led to a 41-31 halftime advantage. Junior Evan Taylor led Lehigh's offense with a career-high 18 points, 13 coming in the first half. Dating back to the second half against Monmouth, he has now scored 46 points over his last five halves of basketball. Sophomore Dominic Parolin filled up the box score with 12 points on 5-of-6 shooting, seven rebounds, three assists, two blocks and a steal. Senior Jeameril Wilson also had 12 points while junior Jakob Alamudun added 10. Senior Nic Lynch scored six points to eclipse 500 in his career, while also adding five rebounds.

In the end, all 10 Mountain Hawks who saw action scored in a total team effort. Freshman Ben Knostman tallied five points, four assists and two steals in a season-high 33 minutes. Fifth-year senior Marques Wilson knocked down a big tie-breaking 3-pointer to give Lehigh a 64-61 lead, sparking a 10-0 Mountain Hawks' run. He also caused a big turnover defensively with just over four minutes remaining and Lehigh up by five.

Lehigh and UVA are no strangers, with Friday marking the third meeting in the last seven seasons. Ironically, Lehigh will be facing a team with Virginia in its name for the fourth straight season (of playing nonleague opponents... not including last season since the Patriot League only played league games). The others were Virginia Tech (2019), West Virginia (2018) and Virginia (2017). It's also the fourth straight season (of playing nonleague opponents) that the Mountain Hawks will face an ACC opponent - Virginia Tech (2019), Miami (2018) and Virginia/Pittsburgh (2017).

PROBABLE STARTERS



1 J. WILSON Sr. F 6-7	5 TAYLOR Jr. G 6-6	11 M. WILSON 5th G 6-4	25 KNOSTMAN Fr. G 6-5	35 PAROLIN So. F/C 6-8
PPG 12.0	PPG 11.2	PPG 12.0	PPG 2.6	PPG 8.2
RPG 5.6	RPG 6.2	RPG 2.0	RPG 1.8	RPG 9.0
FG% 54.8%	FG% 42.0%	FG% 37.7%	FG% 62.5%	FG% 43.8%
3FG% 25.0%	3FG% 35.0%	3FG% 26.1%	3FG% 50.0%	3FG% -
APG 1.6	APG 1.2	APG 0.8	APG 3.2	APG 1.8

NUMERICAL ROSTER

No.	Name	Yr.	Pos.	Ht.	Wt.	Hometown/High School	Major
0	Jakob Alamudun	Jr.	F	6-6	225	Huntington Beach, Calif./Marina High School	History
1	Jeameril Wilson	Sr.	F	6-7	200	Chicago, Ill./Woodstock Academy (Notre Dame College Prep)	Finance
2	Jake Betlow	Jr.	G	6-2	185	Mendham, N.J./St. Benedict's	Finance
4	Luke Traina	So.	G	6-5	185	Doylestown, Pa./Germantown Academy	Business
5	Evan Taylor	Jr.	G	6-6	200	Glen Ellyn, Ill./Glenbard West High School	Sociology
10	Jalin Sinclair	So.	G	5-10	182	Manhattan, N.Y./Suffield Academy	Arts and Sciences
11	Marques Wilson	5th	G	6-4	210	Edmond, Okla./Edmond North High School	Marketing
13	Keith Higgins Jr.	Fr.	G	6-4	180	West Hills, Calif./Chaminade Prep	Arts and Sciences
15	Reed Fenton	Jr.	G	6-4	165	Latrobe, Pa./Greater Latrobe High School	Chemical Engineering
20	Jayshen Saigal	So.	G	6-2	175	Scarsdale, N.Y./Scarsdale High School	Business
21	Burke Chebuhar	Fr.	F	6-8	230	Marietta, Ga./The Walker School	Business
22	Tyler Whitney-Sidney	Fr.	G	6-2	175	Somerville, Mass./Brooks School	Arts and Sciences
25	Ben Knostman	Fr.	G	6-5	182	Dayton, Ohio/Tippecanoe High School	Arts and Sciences
35	Dominic Parolin	So.	F/C	6-8	230	Coquitlam, B.C./Centennial Secondary School	Mathematics
42	JT Tan	So.	C	6-8	280	Redondo Beach, Calif./Rolling Hills Prep	Arts and Sciences
44	Nic Lynch	Sr.	C	6-11	250	Seattle, Wash./Seattle Prep	Political Science

COACHING STAFF

Murray H. Goodman '48 Head Coach: Brett Reed (Eckerd College '95), 15th Season

Assistant Coach: Harry Morra (DeSales '04), Seventh Season

Assistant Coach: Quinn McDowell (William & Mary '12), Third Season

Assistant Coach: Willie Jenkins (Tennessee Tech '05), First Season

Director of Basketball Operations: Greg Tarca (Quinnipiac '18), Fourth Season

Student-Athlete Support & Enrichment Coordinator: Billy Dunn (Cairn University '93), Fifth Season

PRONUNCIATION GUIDE

0 - Jakob Alamudun	AL-ah-MOO (like a cow) - doon (like noon)
1 - Jeameril Wilson	Ja-MEAR-ull
2 - Jake Betlow	BET-low
10 - Jalin Sinclair	JAY-lin
11 - Marques Wilson	MARK-iss
20 - Jayshen Saigal	JAY-shen SIGH-gull
25 - Ben Knostman	Ka-KNOWST-man
35 - Dominic Parolin	Pa-ROW-linn

TV/RADIO ROSTER

						
0 Jakob Alamudun Jr. - F - 6-6 - 225 Huntington Beach, Calif.	1 Jeameril Wilson Sr. - F - 6-7 - 200 Chicago, Ill.	2 Jake Betlow Jr. - G - 6-2 - 185 Mendham, N.J.	4 Luke Traina So. - G - 6-5 - 185 Doylestown, Pa.	5 Evan Taylor Jr. - G - 6-6 - 200 Glen Ellyn, Ill.	10 Jalin Sinclair So. - G - 5-10 - 182 Manhattan, N.Y.	11 Marques Wilson 5th - G - 6-4 - 210 Edmond, Okla..
						
13 Keith Higgins Jr. Fr. - G - 6-4 - 180 West Hills, Calif.	15 Reed Fenton Jr. - C - 6-4 - 165 Latrobe, Pa.	20 Jayshen Saigal So. - G - 6-2 - 175 Scarsdale, N.Y.	21 Burke Chebuhar Fr. - F - 6-8 - 230 Marietta, Ga.	22 Tyler Whitney-Sidney Fr. - G - 6-2 - 175 Somerville, Mass.	25 Ben Knostman Fr. - G - 6-5 Dayton, Ohio	35 Dominic Parolin So. - F/C - 6-8 Coquitlam, B.C.
						
42 JT Tan So. - C - 6-8 - 280 Redondo Beach, Calif.	44 Nic Lynch Sr. - C - 6-11 - 250 Seattle, Wash.	Dr. Brett Reed Head Coach 15th Season	Harry Morra Assistant Coach Seventh Season	Quinn McDowell Assistant Coach Third Season	Willie Jenkins Assistant Coach First Season	Greg Tarca Director of Operations Fourth Season

2021-22 STATISTICAL LEADERS (NUMBER OF GAMES)

Game Leaders

Player	10+ Pts	20+ Pts	30+ Pts	10+ Rebs	15+ Rebs	20+ Rebs	5+ Ast	10+ Ast	5+ Steals	5+ Blks	D.D.	Pts	Reb	Ast
0 - Alamudun	2													
1 - J. Wilson	4	1										1	1	1
2 - Betlow														
4 - Traina														
5 - Taylor	3											2		
10 - Sinclair														
11 - M. Wilson	3	1										2		
13 - Higgins Jr.														
15 - Fenton														
20 - Saigal														
21 - Chebuhar														
22 - Whitney-Sidney														1
25 - Knostman														4
35 - Parolin	3			2							1		5	
42 - Tan														
44 - Lynch														

WHEN LEHIGH...

Plays at home:.....	1-1
Plays on the road:.....	0-3
Plays at neutral sites:.....	0-0
Leads at the half:.....	1-1
Trails at the half:.....	0-2
Is tied at the half:.....	0-1
Goes to overtime:.....	0-1
Scores 90 or more points:.....	0-0
Scores 80-89 points:.....	0-0
Scores 70-79 points:.....	1-2
Scores 60-69 points:.....	0-0
Scores 50-59 points:.....	0-1
Scores 40-49 points:.....	0-1
Scores fewer than 40 points:.....	0-0
Allows 90 or more points:.....	0-0
Allows 80-89 points:.....	0-1
Allows 70-79 points:.....	1-2
Allows 60-69 points:.....	0-0
Allows 50-59 points:.....	0-0
Allows 40-49 points:.....	0-1
Allows fewer than 40 points:.....	0-0
Shoots 50% or more:.....	0-0
Shoots 40-49%:.....	1-2
Shoots 30-39%:.....	0-2
Shoots under 30%:.....	0-0
Allows 50% or more.....	0-0
Allows 40-49%:.....	0-2
Allows 30-39%:.....	1-2
Allows under 30%:.....	0-0
Shoots 50% or more 3FG:.....	0-0
Shoots 40-49% 3FG:.....	1-0
Shoots 30-39% 3FG:.....	0-3
Shoots under 30% 3FG:.....	0-1

Allows 50% or more 3FG:.....	0-1
Allows 40-49% 3FG:.....	0-1
Allows 30-39% 3FG:.....	1-1
Allows under 30% 3FG:.....	0-1
Outrebounds opponents:.....	0-3
Is outrebounded:.....	1-1
Ties opponent in rebounding:.....	0-0
Commits fewer than 15 turnovers:.....	1-0
Commits 15 or more turnovers:.....	0-4
Forces 15 or more turnovers:.....	1-0
Forces fewer than 15 turnovers:.....	0-4
Commits more turnovers:.....	1-4
Commits fewer turnovers:.....	0-0
Tie in turnover:.....	0-0

LEHIGH...

By Month	
November.....	1-4
By Day	
Tuesday.....	1-1
Wednesday.....	0-1
Friday.....	0-1
Saturday.....	0-1

MID-MAJOR TOP 25

*November 22, 2021 Poll

Team	Record	Points
1 Gonzaga (31)	4-0	775
2 BYU	4-0	737
3 Drake	3-0	688
4 Loyola Chicago	4-0	649
5 Saint Mary's	4-0	636
6 San Francisco	5-0	603
7 Iona	5-0	503
8 Belmont	3-1	500
9 Georgia State	4-1	496
10 Buffalo	2-1	427
11 South Dakota State	4-1	415
12 Chattanooga	4-0	351
13 UCSB	2-1	334
14 New Mexico State	4-1	333
15 Ohio	3-1	332
16 Missouri State	2-1	283
17 Oakland	2-2	242
18 Weber State	5-0	216
19 Vermont	3-1	194
20 Santa Clara	4-0	171
21 Toledo	2-1	156
22 Louisiana	3-1	120
23 Yale	3-2	89
24 Furman	3-2	82
25 Miami Ohio	4-0	74

OTHERS RECEIVING VOTES: Liberty 73, Murray State 59, James Madison 51, Grand Canyon 49, UC San Diego 48, Princeton 42, Colgate 35, UC Irvine 35, Norfolk State 28, Loyola Marymount 24, California Baptist 21, Charleston 20, Wright State 20, Winthrop 19, Cornell 18, Oral Roberts 14, Wofford 13, Wagner 12, Kent State 11, Longwood 9, Akron 7, Boston University 6, Campbell 6, Manhattan 6, Cleveland State 5, Eastern Kentucky 5, Jacksonville State 5, Navy 4, North Dakota State 4, Northern Iowa 4, Samford 4, Texas A&M Corpus Christi 3, The Citadel 2, Hofstra 2, Georgia Southern 2, Kansas City 1, UMass Lowell 1.

ALL-TIME VS. VIRGINIA

Lehigh and Virginia will meet for the fourth time on Saturday, with the Cavaliers holding a 3-0 all-time lead. This will mark the third time in the last seven seasons that the teams will play (also 2015 and 2017) after not meeting since 1973. The Cavaliers won in 2017 by a 75-54 final, also winning in 2015, 80-54. In that 2015 game, Lehigh had a 21-19 first-half lead before the Cavaliers responded. The first-ever meeting came on Dec. 11, 1973, an 87-60 UVA win. All games in the series have come in Charlottesville.

SCOUTING THE CAVALIERS

The 2019 National Champions, Virginia stands 4-2 on the young season. Entering the season ranked No. 25 nationally, the Cavaliers dropped their season opener vs. Navy, but have won four of their next five, including three straight. Most recently, UVA beat Georgia and Providence in consecutive days earlier this week to win the Romans Legends Classic. Jayden Gardner leads Virginia in scoring (14.3 points per game) and rebounding (8.3 per contest) while Armaan Franklin isn't far behind, averaging 13.8 points per contest. Reece Beekman leads UVA in assists with 26 through six contests. Last season, UVA finished 18-7, including 13-4 in the ACC.

VIRGINIA PROJECTED STARTERS

Pos.	No.	Name	PPG	RPG
G	0	Kiheï Clark (Sr., 5-10)	10.2	3.3 assts.
F	1	Jayden Gardner (Sr., 6-6)	14.3	8.3
G	2	Reece Beekman (So., 6-3)	6.2	4.3 assts.
G	4	Armaan Franklin (Jr., 6-4)	13.8	2.3
C	21	Kadin Shedrick (R-Jr., 7-1)	6.3	6.5

CAVALIERS LAST TIME OUT...

NEWARK, N.J. (11/23/21) – Jayden Gardner and Armaan Franklin combined for 35 points to lead Virginia (4-2) to a 58-40 victory over Providence (5-1) en route to winning the Roman Legends Classic Tuesday night from the Prudential Center in Newark, New Jersey.

LEHIGH/COACH REED AGAINST THE ACC

Ten seasons ago, the Lehigh men's basketball team picked up a historic win over Duke in the NCAA Tournament, becoming just the fifth No. 15 seed to beat a No. 2 seed. Current Portland Trail Blazers' star CJ McCollum scored 30 points to help leads the charge. The head coach of the Mountain Hawks from that game was Brett Reed, who is in his 15th season as Lehigh head coach. Friday's UVA game will mark the seventh time in the last nine seasons that Lehigh will play at least one ACC team. That doesn't include last season, in which the Patriot League didn't play a nonleague schedule. Here is a rundown of ACC opponents since that Duke contest. The ACC is Lehigh's most-played power conference in that span.

- 2012-13 - Pitt
- 2013-14 - Pitt
- 2014-15 - None
- 2015-16 - Syracuse, Virginia
- 2016-17 - None
- 2017-18 - Virginia, Pitt
- 2018-19 - Miami
- 2019-20 - Virginia Tech
- 2020-21 - No Nonleague Games

IF LEHIGH BEATS VIRGINIA..

- Lehigh would win its first-ever game against Virginia.
- The Mountain Hawks would pick up their first win over the ACC since 15th-seeded Lehigh beat second-seeded Duke, 75-70, in the 2012 NCAA Tournament.
- With a win, head coach Brett Reed would pass former Bucknell head coach Pat Flannery for the second most overall victories, in Patriot League history. Reed is currently at 234 (see below for more).

2021-22 LEHIGH QUICK FACTS

GENERAL INFORMATION

Location.....	Bethlehem, Pa.
Founded.....	1865 by Asa Packer
Undergraduate Enrollment.....	5,203
President.....	Joseph J. Helble
Murray H. Goodman Dean of Athletics.....	Joe Sterrett
Athletic Department Phone.....	(610) 758-4300
Historical Nickname.....	Mountain Hawks
Mascot.....	Mountain Hawk (Clutch)
Colors.....	Brown and White
Home Arena.....	Stabler Arena (5,600)
National Affiliation.....	NCAA Division I
Conference.....	Patriot League



2021-22 TEAM INFORMATION

2020-21 Record.....	4-11
2020-21 Patriot League Record/Finish.....	4-10/t-9th
Players Returning/Lost.....	12/2
Starters Returning/Lost.....	5/0
Newcomers.....	4
Fr. / So. / Jr. / Sr. / 5th.....	4 / 5 / 4 / 2 / 1

MEDIA RELATIONS

Men's Basketball SID Contact.....	Justin Lafleur
Email.....	jul310@lehigh.edu
Office Phone.....	(610) 758-6631
Press Row Phone.....	(610) 758-4903/4933
Website.....	www.lehighsports.com
Mailing Address.....	641 Taylor St. Bethlehem, Pa. 18015

STATISTICS COMPARISON (As of Nov. 24)

		
Scoring Offense	65.0	61.5
Scoring Defense	71.6	55.3
Scoring Margin	-6.6	+6.2
Field Goal Pct.	.428	.415
Field Goal Pct. Defense	.397	.372
Free Throw Pct.	.708	.730
3FG Made Per Game	5.2	5.5
3FG Pct.	.306	.317
3FG Pct. Defense	.370	.312
Rebounding	36.6	33.5
Rebounding Allowed	36.2	33.5
Rebounding Margin	+0.4	-
Assists	11.2	11.2
Steals	5.6	7.0
Turnovers	18.0	11.8

SCORE BY PERIOD

	1	2	OT	Total
LEHIGH	156	162	7	325
OPPONENTS	167	181	10	358
	1	2	Total	
VIRGINIA	195	174	369	
OPPONENTS	168	164	332	

VIRGINIA SERIES HISTORY

Overall:	Virginia leads, 3-0	
Last Meeting:	at Virginia	Dec. 2, 2017
Last Result:	Virginia, 75-54	
Current Streak:	Virginia - 3 wins	
Last 10:	Virginia, 3-0	

Last 10 meetings:		
Dec. 2, 2017	at Virginia	Virginia, 75-54
Nov. 25, 2015	at Virginia	Virginia, 80-54
Dec. 11, 1973	at Virginia	Virginia, 87-60

LAST MEETING NOTABLES

- Lehigh hung tough in the early going as Lance Tejada knocked down three-pointers to even the score at six, then nine. Ed Porter hit two free throws to pull Lehigh within 12-11, but the Cavaliers answered with 20 of the next 25 points, including a pair of 10-0 runs, to create separation. Lehigh trailed 37-19 at one point, but didn't let the game get away, only getting outscored by three over the game's final 23:26.

- The Mountain Hawks' 54 points marked a season low, but they were more points than UVA was allowing to its opponents on average. Facing the nation's No. 1 scoring defense, Lehigh's 54 points were also the most scored by an opponent at UVA's John Paul Jones Arena that season.

- Lehigh shot 40.4 percent from the field (five percent better than Virginia was allowing) and 41.7 percent from three-point range (16.7 percent better).

- Tejada led Lehigh's offense with a game-high 22 points on 8-of-14 shooting and 5-of-9 from three-point range. Tejada became the first player to score 20 points or more against Virginia all season. Before Tejada, the previous high scorer was Isaac Vann of VCU, who scored 19. It was the first time in 10 games (dating back to the previous season) that UVA allowed a 20-point scorer. The last was Bonzie Colson of Notre Dame, who scored 21 in the ACC Semifinals the previous March. - Tejada's 22 points were most by any player against UVA since the previous February 15 when Duke's Jayson Tatum (currently of the Boston Celtics) scored 28.

- Kahron Ross finished with nine points and three of the Mountain Hawks' seven assists. In the process, he moved from 30th to 28th on Lehigh's career scoring list, passing Bill Cheslock and Ray Green.

- Pat Andree had eight points and eight rebounds while classmate Jordan Cohen tied a career high with seven rebounds, marking a new career high against Division I opponents.

LAST MEETING

CHARLOTTESVILLE, Va. (12/2/17) - The Lehigh men's basketball team hung tough for the early stages, but No. 15/18 Virginia used a pair of 10-0 first-half runs to turn a one-point game into a 16-point halftime lead, on its way to downing the Mountain Hawks, 75-54 on Saturday afternoon in front of 13,594 at John Paul Jones Arena. In the end, Lehigh scored the most points of any UVA opponent at JPJ Arena this season. Junior Lance Tejada led the charge for Lehigh with 22 points, his third game with 20+ points this season, while senior Kahron Ross had nine points and three assists to move within six of tying the school record for career assists.

LEHIGH LAST TIME OUT

BETHLEHEM, Pa. (11/23/21) - The Lehigh men's basketball team opened a 10-point halftime lead and fought off a number of Columbia second-half charges, picking up its first win of the season, 79-72 on Tuesday evening in Stabler Arena. The Lions came back to take its only lead of the game with 7:30 left in the second half, but the Mountain Hawks responded less than a minute later and wouldn't trail the rest of the way. Junior Evan Taylor led the offense with a career-high 18 points, while senior Jeameril Wilson and sophomore Dominic Parolin each added 12.

COACH REED PUTTING UP THE W'S

Head coach Brett Reed reached 100-career Patriot League (regular season) wins three seasons ago, becoming just the fourth coach in league history to reach that plateau. Below is the list. Reed tied Jeff Jones of American coach for fastest to reach 100 PL wins in terms of number of seasons (11th season for both Reed and Jones). However, for both Flannery and Jones, it took fewer games to reach 100.

Here is where Reed stands among Patriot League laurels for total wins and Patriot League victories. Reed's 200th win came during a 78-72 home-opening win over Marist on Nov. 13, 2018. He tied Jones for third place with a home win over Saint Francis (Pa.) (Dec. 22) and overtook Jones with an 86-83 victory over Lafayette (Jan. 2) in Stabler Arena. With the thrilling overtime win at Lafayette on Jan. 30, 2019, Reed moved past Jones all alone into third place for Patriot League victories.

Most Patriot League Games Won (Regular Season)

- 177 Fran O'Hanlon, Lafayette (1995-present)
- 126 Pat Flannery, Bucknell (1994-08)
- 125 Brett Reed, Lehigh (2007-present)**
- 108 Jeff Jones, American (2001-13)
- 95 Ralph Willard, Holy Cross (1999-09)

Most Games Won, All Games as PL Coach

- 352 Fran O'Hanlon, Lafayette (1995-present)
- 234 Brett Reed, Lehigh (2007-present)**
- 234 Pat Flannery, Bucknell (1994-08)
- 205 Jeff Jones, American (2001-13)
- 192 Ralph Willard, Holy Cross (1999-09)

MILESTONE WATCH

A number of Lehigh players (and coaches) have recently reached significant career milestones or have milestones within grasp, which were reached or could be reached this season.

Player	Milestone	Current #	Away
Jakob Alamudun	100 rebounds	102	-
Nic Lynch	500 points	504	-
Dominic Parolin	100 points	133	-
Evan Taylor	500 points	401	99
	250 rebounds	239	11
Jeameril Wilson	100 assists	97	3
Marques Wilson	1,000 points	787	213
	100 3-pointers	94	6

ALL-TIME SCORING LEADERS

1.	2,703	Daren Queenan	1985-88
2.	2,361	C.J. McCollum	2009-13
3.	2,043	Tim Kempton	2013-17
4.	1,969	Mike Polaha	1984-88
5.	1,841	Bob Krizansky	1988-92
6.	1,791	Dozie Mbonu	1988-92
7.	1,762	Jose Olivero	2003-07
8.	1,742	Brett Eppehimer	1995-99
9.	1,578	Rashawne Glenn	1992-96
10.	1,526	Gabe Knutson	2009-13
11.	1,524	Matt Logie	1999-03
12.	1,514	Marquis Hall	2006-10
13.	1,453	Austin Price	2013-17
14.	1,418	Chuck Penn	1988-93
15.	1,417	Kyle Leufroy	2015-pres.
16.	1,368	Kahron Ross	2014-18
17.	1,350	Joe Knight#	2004-06
18.	1,327	Mackey McKnight	2010-14
19.	1,316	Bill Griffin	1976-79
20.	1,311	Charlie Brown	1974-77
21.	1,278	Jordan Cohen	2016-pres.
22.	1,260	Zahir Carrington	2006-10
23.	1,242	Bob Fortune	1968-70
24.	1,231	Norm Brandl	1959-62
25.	1,230	Austen Rowland*	2003-04
26.	1,145	Fred Ketcho	1980-83
27.	1,139	Jared Hess	1996-00
28.	1,114	Lance Tejada\$	2014-2019
29.	1,104	Jeff Vandemark	1977-80
30.	1,099	Johnny Waters	1969-71
31.	1,084	Hank Wisniewski	1971-73
32.	1,072	Ray Green:	1975-78
33.	1,068	Bill Cheslock	1985-88
34.	1,058	Charles Blue	1979-82
35.	1,054	Ed Cahn	1952-55
36.	1,032	Jason Fichter	1991-95
37.	1,021	Mike O'Hara	1987-91
38.	1,013	Holden Greiner	2009-13

#Played first two seasons at High Point
 *Played first three seasons at Delaware
 \$Played first two seasons at East Carolina

PATRIOT LEAGUE ON ESPN+

Every home contest, and every Patriot League game (except any on CBS Sports Network) can be seen live on ESPN+.

CBS SPORTS NETWORK

Lehigh's home game against Bucknell on Monday, Feb. 14 is scheduled to air on CBS Sports Network, as part of the Patriot League's television package.

LEHIGH ON THE AIRWAVES

At least 11 games this season can also be heard on Lehigh Valley FOX Sports (1230/1320 AM, 94.7 FM) with Tom Fallon on play-by-play and Greg Falkenbach '72 set to do color for several home games.

LOCAL AIR TIME

The Lehigh men's basketball program will make appearances on Service Electric TV-2 (Lehigh Valley) this season.

AROUND THE PATRIOT LEAGUE

PATRIOT LEAGUE STANDINGS

School	Overall			Patriot League		
	W	L	Pct.	W	L	Pct.
Boston University	4	2	.667	0	0	-
Army West Point	3	2	.600	0	0	-
Colgate	3	2	.600	0	0	-
Navy	3	2	.600	0	0	-
American	2	4	.333	0	0	-
Bucknell	1	4	.200	0	0	-
Holy Cross	1	4	.200	0	0	-
Lafayette	1	4	.200	0	0	-
Lehigh	1	4	.200	0	0	-
Loyola	1	4	.200	0	0	-

*Before Games Wednesday, November 24

UPCOMING SCHEDULE

Wednesday, November 24

Bucknell vs. Rider.....	12:30
Mount St. Vincent at Holy Cross.....	1:00
Washington (Md.) at Navy.....	2:00
Elizabethtown at Loyola.....	3:00
Wagner at Army West Point.....	4:00
Boston U. at Florida State.....	7:00
Colgate at Harvard.....	7:00

Friday, November 26

Lehigh at Virginia.....	7:00
-------------------------	------

Saturday, November 27

Marist at Army West Point.....	1:00
Navy at Mount St. Mary's.....	2:00
New Hampshire at Holy Cross.....	5:00

JENKINS JOINS COACHING STAFF

Head coach Brett Reed announced on Nov. 2 the addition of Willie Jenkins as assistant coach. Jenkins was a former standout at Tennessee Tech, earning Ohio Valley Conference Player of the Year his senior season of 2004-05, while leading his team to the regular season title. He replaces Noel Hightower on the staff, who recently departed for a position with the Indiana Pacers. As a senior in college, Jenkins was named an honorable mention All-American, scoring 546 points for a 19.5 scoring average (along with 7.2 rebounds per game). He was inducted into Tennessee Tech's Hall of Fame in 2015. Jenkins has spent the previous three years as the head boy's varsity basketball coach at Evangelical Christian School (ECS) in Memphis, Tennessee.

WILSON PRESEASON ALL-LEAGUE

Following a season which saw him earn second team All-Region, graduate student Marques Wilson was recognized as a preseason All-Patriot League honoree on Wednesday. Wilson was one of five players from around the league recognized. The Mountain Hawks' leading returning scorer, Wilson averaged 15.3 points per contest last season - good for tops on the Mountain Hawks and 10th in the Patriot League.

PAROLIN NAMED TO TEAM CANADA FOR FIBA U19 WORLD CUP

Dominic Parolin represented his country at the FIBA U19 World Cup last summer. The Coquitlam, British Columbia native was one of 14 athletes on Canada's roster for the World Cup that began in early July. Canada was seeded second. The sixteen (16) participating teams in the FIBA U19 Basketball World Cup 2021 was divided into four (4) groups (A, B, C, and D) of four (4) teams each. Each team played against all other teams in its own group (a total of three games for each team). Canada was in Group A along with Senegal, Lithuania, and Japan.

MCCOLLUM STARRING FOR TRAIL BLAZERS

- Former Lehigh standout C.J. McCollum is starring in his ninth NBA season with the Portland Trail Blazers.
- McCollum is currently averaging 21.0 points per game this season, along with 4.3 assists and 4.2 rebounds (as of Nov. 24). The point average is 22nd in the NBA.
- McCollum began the season with 34 points vs. Sacramento followed by 28 against reigning NBA finalist Phoenix. He scored 20+ points in eight of his first nine games of the season.
- McCollum averaged 20+ points per game each of the previous six years (2015-21) as one of the NBA's most elite scorers.
- On June 27, 2013, McCollum became the first player in school history to be selected in the NBA Draft. He declared for the 2012 draft, but officially withdrew from the NBA Draft on Monday, Apr. 9, 2012 to return to Lehigh for his senior season. McCollum went on to write a piece published on Sporting News' website titled "Why I'm returning to Lehigh for my senior year," citing earning his degree as one of the primary reasons.

2021-22 WEEKLY AWARDS

Player of the Week

Rookie of the Week

Lehigh Honorable Mentions

STRONG IN THE CLASSROOM

- The Mountain Hawks take a lot of pride in their academic performance. In the fall, 2020 semester, the team put forth an impressive 3.57 GPA and followed that with a 3.14 GPA in the spring of 2021.
- Last spring, the Mountain Hawks placed nine student-athletes onto the Patriot League Academic Honor Roll (for a semester GPA of 3.2+) - Dominic Parolin (3.82, Mathematics), Jayshen Saigal (3.67, Business), Andrei Arion (3.66, Bioengineering), Reed Fenton (3.64, Chemical Engineering), Ben Li (3.61, Arts and Sciences), Luke Traina (3.42, Business), Evan Taylor (3.34, Sociology), Nic Lynch (3.33, Political Science) and JT Tan (3.28, Arts and Sciences).
- In July, the Mountain Hawks received the NABC Team Academic Excellence Award by the National Association of Basketball Coaches (NABC). Teams with a cumulative GPA of 3.0 or higher during the 2019-20 academic year were recognized.
- At the end of 2019-20, Jordan Cohen was named Academic All-Patriot League for a third straight season, becoming just the seventh three-time honoree in league history, joining Lehigh's Gabe Knutson '13 along with Mike Muscala '13 (Bucknell), Joey Ptasinski '15 (Lafayette), Franz Rassman '16 (Loyola), Jesse Reed '16 (American) and Nana Foulland '18 (Bucknell). Freshmen are not eligible for the award.
- Cohen was also named Google Cloud Academic All-District both in 2019 and 2020, Lehigh's first Academic All-District honoree since Marquis Hall in 2009.

UP NEXT...

Following Friday's game, the Mountain Hawks return home on Sunday to host Saint Francis (Pa.) at 7 p.m. on ESPN+.

LEHIGH AMONG NATIONAL LEADERS

Before Games Wednesday, Nov. 24

Statistic	National Rank	Conference Rank	Value National Leader	Value Conference Leader	Value
3-pt Field Goal Attempts (350 ranked)	278	9	85 Coppin St.	228 Colgate	157
Assist Turnover Ratio (350 ranked)	334	9	0.62 Villanova	2.62 Colgate	1.98
Assists Per Game (350 ranked)	283	8	11.2 Baylor	24.0 Colgate	18.8
Blocked Shots Per Game (348 ranked)	130	4	3.8 Memphis	11.0 Colgate	5.0
Defensive Rebounds per Game (350 ranked)	74	3	28.80 UC Santa Barbara	34.67 Army West Point	30.80
Fewest Fouls (350 ranked)	247	8	94 Coastal Carolina	36 Lafayette	71
Fewest Turnovers (350 ranked)	311	9	90 New Hampshire	25 Colgate	48
Field-Goal Percentage (350 ranked)	230	7	42.8 Gonzaga	55.6 Boston U.	46.7
Field-Goal Percentage Defense (350 ranked)	101	2	39.7 Indiana	28.4 Army West Point	38.3
Free Throw Attempts (350 ranked)	160	2	89 Washington	161 Boston U.	97
Free Throws Made (350 ranked)	151	3	63 Colorado	116 Boston U. Bucknell	69
Free-Throw Percentage (350 ranked)	153	5	70.8 Monmouth	88.4 Bucknell	80.2
Offensive Rebounds Per Game (350 ranked)	220	10	7.80 Texas Tech	17.60 Holy Cross	12.40
Personal Fouls Per Game (349 ranked)	265	9	18.8 UMBC	11.0 Lafayette	14.2
Rebound Margin (350 ranked)	220	5	0.4 Kentucky	20.4 Holy Cross	6.8
Scoring Defense (350 ranked)	236	5	71.6 Virginia Tech	48.2 Boston U.	61.3
Scoring Margin (350 ranked)	296	7	-6.6 UConn	40.8 Colgate	11.2
Scoring Offense (350 ranked)	288	8	65.0 Iowa	99.6 Colgate	80.8
Steals Per Game (350 ranked)	273	7	5.6 IUB	15.0 Loyola Maryland	8.0
Three Pt FG Defense (350 ranked)	295	8	37.0 Virginia Tech	17.5 Colgate	25.0
Three-Point Field Goals Per Game (350 ranked)	322	9	5.2 VMI	15.5 Colgate	11.6
Three-Point Field-Goal Percentage (350 ranked)	253	6	30.6 San Diego	48.1 Boston U.	37.2
Total 3-point FGM (350 ranked)	290	9	26 Penn	78 Colgate	58
Total Assists (350 ranked)	243	8	56 Northwestern	121 Colgate	94
Total Blocks (350 ranked)	115	5	19 Rhode Island	49 American Colgate	25
Total Rebounds (350 ranked)	165	7	183 Norfolk St.	282 Boston U.	207
Total Rebounds Per Game (350 ranked)	182	5	36.60 Southern Utah	47.60 Army West Point	41.00
Total Steals (350 ranked)	238	8	28 Norfolk St.	81 American	42
Turnover Margin (343 ranked)	339	10	-6.8 IUB	10.8 Loyola Maryland	2.8
Turnovers Forced (350 ranked)	300	8	11.40 Morgan St.	24.67 Loyola Maryland	15.20
Turnovers Per Game (350 ranked)	333	9	18.0 New Hampshire	6.2 Colgate	9.6
Won-Lost Percentage (334 ranked)	301	6	20.42 teams tied	100.0 Boston U.	66.7

Statistic	Player	National Rank	Conference Rank	Value National Leader	Value Conference Leader	Value
3-pt Field Goal Attempts (314 ranked)				Jonah Charles, Penn	63 Andrew Funk, Bucknell	53
Assist Turnover Ratio (348 ranked)				Kamdyn Curfman, VMI	12.00 Cam Spencer, Loyola Maryland	3.00
Assists Per Game (332 ranked)	Ben Knostman	303	7	3.2 Yuri Collins, Saint Louis	8.3 Xander Rice, Bucknell	4.8
Blocked Shots Per Game (255 ranked)	Dominic Parolin	138	2	1.40 Obinna Anochili-Killen, Marshall	6.00 Keegan Records, Colgate	2.60
Defensive Rebounds per Game (346 ranked)	Dominic Parolin	41	1	6.80 Baylor Scheiegan, South Dakota St.	9.43 Dominic Parolin, Lehigh	6.80
	Evan Taylor	123	3	5.80		
	Jeameril Wilson	294	9	4.80		
Double Doubles (104 ranked)	Dominic Parolin	104	1	12 players tied	4 players tied	1
Field-Goal Percentage (350 ranked)				Lessie Nieruwm, Longwood	77.1 Javante McCoy, Boston U.	50.0
Free Throw Attempts (327 ranked)	Marques Wilson	289	4	20 Antonio Deye, Jr., Fordham	47 Charlie Peterson, Army West Point	28
Free Throws Made (332 ranked)	Marques Wilson	332	6	14 Terrell Brown, Jr., Washington	36 Cam Spencer, Loyola Maryland	22
				Kendric Davis, SMU	36	
				Antonio Deye, Jr., Fordham	36	
Free-Throw Percentage (346 ranked)				22 players tied	100.0 Elvin Edmonds IV, Bucknell	93.3
Minutes Per Game (350 ranked)				Rayshon Harrison, Presbyterian	41:47 Andrew Funk, Bucknell	35:43
Offensive Rebounds Per Game (340 ranked)	Dominic Parolin	287	5	2.20 Oscar Tshiebw, Kentucky	7.20 Sukhmail Mathon, Boston U.	3.50
Points Per Game (348 ranked)				Ochai Agbaji, Kansas	26.3 Andrew Funk, Bucknell	21.2
Rebounds Per Game (341 ranked)	Dominic Parolin	53	1	9.0 Oscar Tshiebw, Kentucky	16.0 Dominic Parolin, Lehigh	9.0
Steals Per Game (341 ranked)				Dayvon McKnight, Western Ky.	3.75 Jaylin Andrews, Loyola Maryland	2.80
Three-Point Field Goals Per Game (268 ranked)				Joe Quintana, LMU (CA)	4.60 Andrew Funk, Bucknell	4.40
Three-Point Field-Goal Percentage (159 ranked)				Joseph Girard III, Syracuse	81.2 Nelly Cummings, Colgate	52.9
Total 3-point FGM (271 ranked)				Jonah Charles, Penn	25 Andrew Funk, Bucknell	22
				Noah Freidel, South Dakota St.	25	
Total Assists (326 ranked)	Ben Knostman	282	8	16 Yuri Collins, Saint Louis	50 Xander Rice, Bucknell	24
Total Blocks (246 ranked)	Dominic Parolin	115	2	7 Obinna Anochili-Killen, Marshall	30 Keegan Records, Colgate	13
Total Field Goal Attempts (342 ranked)				Jordan Dingle, Penn	136 Cam Spencer, Loyola Maryland	78
Total Field Goals Made (334 ranked)				Jordan Dingle, Penn	58 Andrew Funk, Bucknell	35
				Jonah Charles, Penn	Javante McCoy, Boston U.	35
Total Minutes (350 ranked)				Jonah Charles, Penn	256:46 Javante McCoy, Boston U.	202:09
Total Rebounds (335 ranked)				Jordan Dingle, Penn	156 Andrew Funk, Bucknell	106
Total Rebounds (335 ranked)	Dominic Parolin	58	2	45 Oscar Tshiebw, Kentucky	80 Sukhmail Mathon, Boston U.	53
	Evan Taylor	335	9	31		
Total Steals (348 ranked)	Evan Taylor	348	7	7 Nendah Tarke, Coppin St.	23 Jaylin Andrews, Loyola Maryland	14

2021-22 CHARGES TAKEN

Season Leaders
 Nic Lynch (2)
 Reed Fenton (1)
 Evan Taylor (1)
 Tyler Whitney-Sidney (1)

at Rutgers (11/10)
 Evan Taylor (1)
 5:19 left in second half

vs. NJIT (11/13)
 Nic Lynch (1)
 10:54 left in second half

at Monmouth (11/16)
 Reed Fenton (1)
 11:33 left in second half

at Merrimack (11/19)
 Tyler Whitney-Sidney (1)
 9:11 left in second half

vs. Columbia (11/23)
 Nic Lynch (1)
 9:23 left in first half

2021-22 DUNK COUNT

Season Leaders
 Reed Fenton (2)

at Rutgers (11/10)
 Reed Fenton (2)
 14:47 left in first half
 10:37 left in second half

THE LAST TIME A LEHIGH TEAM...

Scored 100+ points

vs. Saint Francis (Pa.) (12/12/16)
Lehigh won, 100-67

Scored 90+ points

vs. Lafayette (1/2/21)
Lehigh won, 90-89 (OT)

Scored 80+ points

at Holy Cross (1/24/21)
Lehigh won, 82-74

Allowed 90+ points

at Bucknell (1/31/21)
Lehigh lost, 92-68

Had five players in double figures

J. Wilson - 18, M. Wilson - 14, Karnik - 11, Taylor - 10, Cohen - 10
vs. Loyola (3/3/20)
Lehigh won, 78-75

Had two players score 15+ points

M. Wilson - 22, Lynch - 22
at Lafayette (2/27/21)
Lehigh lost, 75-69

Had two players score 20+ points

M. Wilson - 22, Lynch - 22
at Lafayette (2/27/21)
Lehigh lost, 75-69

Shot 50% or better from the floor

53.6% (30-56) - at Holy Cross (1/24/21)
Lehigh won, 82-74

Shot 50% or better from three-point range

50.0 (4-8) - vs. Lafayette (1/2/21)
Lehigh won, 90-89 (OT)

Did not hit a three-pointer

0-for-13 - vs. Columbia (11/23/14)
Lehigh lost, 54-44

Played an overtime game

at Rutgers (11/10/21)
Lehigh lost, 73-70 (OT)

Played a double overtime game

vs. Loyola (1/24/18)
Lehigh lost, 91-88 (2OT)

Recorded 10 steals

15 - at Loyola (2/21/21)
Lehigh won, 76-72

Forced 20 turnovers

20 - vs. Loyola (3/3/20)
Lehigh won, 78-75

THE LAST TIME A LEHIGH PLAYER...

Recorded a double-double in points and rebounds

13 points, 14 rebounds - Dominic Parolin
at Rutgers (11/10/21)
Lehigh lost, 73-70 (OT)

Recorded a double-double in points and assists

17 points, 10 assists - Kahron Ross
vs. Bucknell (2/25/15)
Lehigh won, 84-65

Scored 25+ points in a game

26 - Marques Wilson
at Bucknell (1/16/21)
Lehigh lost, 75-70

Scored 35+ points in a game

36 - Lance Tejada
at Holy Cross (1/9/19)
Lehigh won, 99-94 (OT)

Recorded 5 or more steals in a game

5 - Marques Wilson
at Lafayette (1/3/21)
Lehigh lost, 82-70

Handed out 10 or more assists in a game

10 - Kyle Leufroy
at Yale (12/5/18)
Lehigh lost, 97-87

Handed out 5 or more assists in a game

6 - Marques Wilson
vs. Lafayette (2/28/21)
Lehigh lost, 71-70

Grabbed 10 or more rebounds in a game

12 - Dominic Parolin
at Merrimack (11/19/21)
Lehigh lost, 55-45

Blocked 5 or more shots in a game

6 - Jesse Chuku
at Boston University (1/31/16)
Lehigh lost, 75-73

Made 10+ three pointers in a game

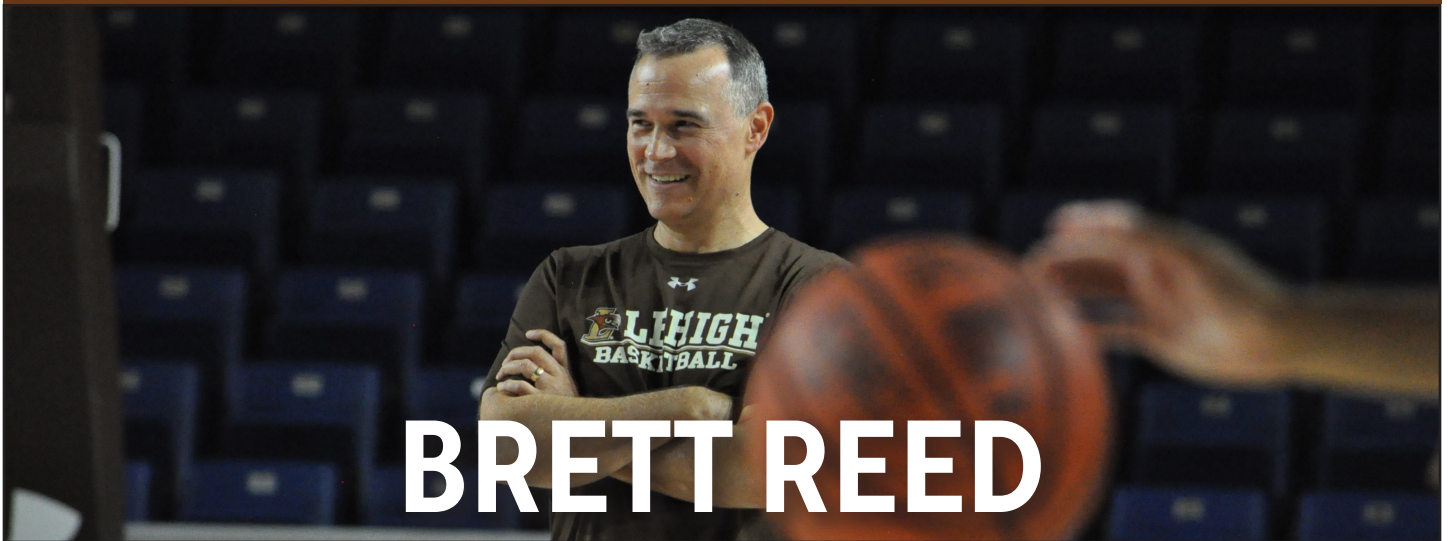
10 - Lance Tejada
at Holy Cross (1/9/19)
Lehigh won, 99-94 (OT)

Made 5+ three-pointers in a game

6 - Reed Fenton
vs. Army West Point (2/1/20)
Lehigh lost, 80-79

Hit a game-winning shot

Marques Wilson - long 3-pointer as buzzer sounded
vs. Lafayette (1/2/21)
Lehigh won, 90-89 (OT)



BRETT REED

Head Coach - 15th Season

The 2021-22 season is Dr. Brett Reed's 15th as the Murray H. Goodman '48 Head Men's Basketball Coach at Lehigh University. In 14 years on the sideline, Reed has become the winningest coach in Lehigh history and has won nearly 70 percent of his games at Stabler Arena.

During the 2012-13 season, Reed won his 100th career game and became the fastest coach to 100 wins in the history of the Patriot League. The same season, he also became the all-time winningest coach in school history. Early in the 2018-19 season, he reached 200 career victories. Reed is the Patriot League's second longest-tenured coach.

Reed owns a 55.3 career winning percentage, among the best in Patriot League history and second among active coaches. Reed's 233 overall wins, and 125 Patriot League victories, are both third in league history.

Reed has consistently won at Lehigh, eclipsing 20 wins three times in a four-year span from 2009-13, which also included three national postseason appearances. The Mountain Hawks twice won the Patriot League and advanced to the NCAA Tournament while advancing to the College Basketball Invitational in 2013. Lehigh reached back-to-back Patriot League Championship Games in 2016 and 2017, marking the third and fourth times in eight seasons the Mountain Hawks played in the title game. In 2018-19, Reed led Lehigh to 20 victories for the fifth time in 10 years, finishing in the top four of the league standings in nine of the last 10 seasons. Reed's teams have played their best basketball when it matters, posting a 22-2 record in February between 2016 and 2018 (9-0 in 2016, 6-2 in 2017 and 7-0 in 2018). The Mountain Hawks are 27-5 in February from 2016-19, 32-9 from 2016-20 and 65-40 in the month during Reed's head coaching career.

Lehigh has developed plenty of impressive talent in Reed's tenure, led by two-time All-American and Patriot League Player of the Year C.J. McCollum '13 who was selected 10th overall by the Portland Trail Blazers in the 2013 NBA Draft and has developed into an NBA star. McCollum has finished at or near the top 20 in the NBA in scoring each of the last three seasons (23.0 points per game in 2016-17, 21.4 in 2017-18, 21.0 in 2018-19 and 22.2 in 2019-20). Tim Kempton '17 was a two-time Patriot League Player of the Year, who was invited to play for the Milwaukee Bucks in the NBA Summer League following graduation, leading to a professional contract overseas. Reed has recruited at an extremely effective rate, as 19 alumni have signed pro contracts over his first 13 years as head coach.

Reed will be most remembered for the 2011-12 season, when the Mountain Hawks posted a school-record 27 wins, along with the program's third Patriot League Championship (and second in the three years). The highlight was a historic 75-70 NCAA Tournament win over Duke, becoming only the sixth No. 15 seed to ever beat a No. 2 seed and second in the same day (Norfolk State defeated Missouri just hours earlier). McCollum led the way with 30 points as Lehigh never trailed by more than five and was leading for much of the game. Mountain Hawks' largest lead came in the final minute (eight) as the squad always had an answer for the Blue Devils' runs.

That game helped put the Lehigh men's basketball program squarely on the map as over the ensuing days, the Mountain Hawks were featured in an endless number of national media outlets including SportsCenter, ESPN Radio, Fox Sports Radio, Sports Illustrated, USA Today and much more. The Mountain Hawks entered the following season ranked among the mid-major's best teams by numerous outlets. The 2011-12 season also featured a school record for nonleague wins (12), the Mountain Hawks shattered the program's previous wins record of 22 (also set by a Reed-led team). Along the way, Lehigh played tough against power conference foes, including NCAA Tournament No. 1 seed Michigan State when the Mountain Hawks held a 38-35 lead at the half.

The Mountain Hawks earned two more wins against power conference foes during the 2014-15 season as Lehigh took a big step forward in its quest to return to championship contention. The Mountain Hawks' season was highlighted by two wins over power conference opponents DePaul and Arizona State, and a tight loss to eventual No. 1 seed in the NCAA Tournament Villanova. The Mountain Hawks rebounded by winning seven-of-eight games midway through the Patriot League schedule. Late in the season, Lehigh dominated eventual regular season champion Bucknell to clinch a home game in the Patriot League Quarterfinals.

Several individuals took their play to new levels in 2014-15, highlighted by Kempton who was named the league's Player of the Year as just a sophomore. Along with Kempton, freshman Kahren Ross became the Mountain Hawks' fifth Patriot League Rookie of the Year in the previous nine seasons, along with Marquis Hall (2007), Rob Keefer (2008), McCollum (2010) and Kempton (2014). Ross set a single-game record with 14 assists in Lehigh's thrilling win at Arizona State.

Lehigh rebounded from a slow start in 2015-16 winning 11 straight games beginning in early February, tying the program's 90-year school record. The Mountain Hawks surged to the No. 2 seed in the league tournament and went on to host the quarterfinals, semifinals and championship game. It marked the sixth time in seven seasons that Lehigh has played at least one Patriot League Tournament game at home. The Mountain Hawks wrapped up an undefeated February, their first undefeated month since November of 1993. When all was said and done, Lehigh finished the season with a school-record 13 Patriot League victories.

Kempton and Ross were each named first team All-Patriot League, marking the first time in school history Lehigh has featured multiple first team honorees. Ross broke the school's single-season record for assists (194), previously held by Mackey McKnight. Kempton was also named Patriot League Player of the Year for the second straight season, becoming just the third player in league history to earn the honor twice before his senior season. The others were McCollum and Colgate's Adonal Foyle. As a team, Lehigh finished the season 15th nationally in three-point percentage (39.2).

The Mountain Hawks finished the 2016-17 season with a 20-12 record, tied for second in the league standings before defeating Colgate and Boston University in the Patriot League Tournament to reach their second straight title game. Among Lehigh's wins was an 87-73 win at Mississippi State, the program's first-ever victory over the SEC. The Mountain Hawks also defeated eventual Ivy League Champion Princeton as one of four wins over NCAA Tournament teams. Kempton led the league in points (20.4) and rebounds (10.4) and was named a Final Five Finalist for Kareem-Abdul Jabbar National Center of the Year. He also became Lehigh's first-ever participant in the 2017 Reese's® Division I College All-Star Game, going on to score a game-high 21 points.

In 2017-18, Lehigh graduated over 4,000 points and 1,600 rebounds from the previous year, but still found itself near the top of the league standings. The Mountain Hawks won eight straight games to end the regular season tied for third place in the league. Among the victories was a thrilling overtime win over Bucknell in early February, handing the eventual Patriot League Champion its last defeat until the NCAA Tournament. Lehigh finished the season 4-1 in overtime. Ross finished his career as the Lehigh and Patriot League all-time career leader for assists. He was named second team All-Patriot League, becoming the program's first-ever four-time All-League honoree. Ross also became the first student-athlete in program history to finish his career 4-0 at archrival Lafayette. In

one stretch, Lehigh exceeded 50 percent from three-point range in six straight games. The Mountain Hawks had double-digit makes in eight straight and 10-of-11, finishing the year 40.6 percent as a team, good for ninth nationally.

The hot shooting continued in 2018-19 as Lehigh knocked down 42.3 percent of its three-pointers, leading the nation and almost a full percent more than any other team in the country. It also marked a Patriot League record. The Mountain Hawks finished the year 20-11 and 12-6 in league play, their fifth straight season with 10+ Patriot League victories. Lehigh's 7-4 nonleague record was its best since 2011-12. Lance Tejada received All-League recognition for a second straight season, garnering first-team laurels for the first time. The Mountain Hawks did not lose two straight games all season, showing strong resiliency and an ability to bounce back. In the Patriot League Quarterfinals vs. Army, Lehigh came back from a double-figure second-half deficit to advance, marking the Mountain Hawks' third double-figure second-half comeback against the Black Knights of the season. In the Patriot League opener at Holy Cross, Lehigh erased an 18-point deficit to beat the Crusaders in overtime, the largest comeback in Reed's head coaching tenure. Tejada tied the program record for three-pointers with 10 in the victory, tying the mark set by Joe Knight and teammate Pat Andree. Less than a month later, Lehigh went on to erase a 19-point deficit at Army West Point.

The 2019-20 season saw the Mountain Hawks fight through some early struggles, but never quit and finished the season 6-3 over their final nine games. It included wins over three of the four eventual Patriot League semifinal teams, and a home Patriot League Tournament victory over Loyola. It was the 10th time in 11 seasons Lehigh hosted at least one PLT contest.

Another impressive season under Reed came in 2012-13 when the Mountain Hawks finished 21-10 and played in a national postseason tournament for a second straight season and third time in four years. Lehigh began the season 9-2, including an eight-game winning streak capped off by a 90-75 win at North Texas. McCollum went down with a season-ending injury at VCU on Jan. 5, but the Mountain Hawks wouldn't go away quietly. Lehigh posted a 10-4 record in league play to tie for second in the league standings. Reed picked up his 100th career win in style as the Mountain Hawks defeated Fairleigh Dickinson, 102-62. He went on to post his school record-breaking victory in a 72-43 win at Navy. Following the season, McCollum, the Patriot League's all-time leading scorer, became the first player in school history and second in league history selected in the NBA Draft.

Reed's first Patriot League Title as head coach came in 2009-10 when he led the Mountain Hawks to their second Patriot League Tournament Championship, first outright regular season league title, the most wins in school history (at the time) and the most-ever wins at Stabler Arena. The Mountain Hawks also led the Patriot League in scoring offense, scoring margin, three-point percentage, assist-to-turnover ratio and defensive rebounds. Their 220 made three-pointers established a new school record, later broken just four seasons later when Lehigh knocked down 235 in 2013-14. The 2009-10 team also set a mark for the most dominant run in the Patriot League Tournament's history, winning every game by 15 points or more. They also excelled in the classroom. Lehigh's starting five of Dave Buchberger, Zahir Carrington, Hall, McCollum and Gabe Knutson achieved an average grade point average of 3.2.

During Reed's second season at the helm in 2008-09 season, the Mountain Hawks continued to build upon the solid foundation established at the beginning of his Lehigh career. The accomplishments included the most overall road wins since 1991 and the school's first-ever victory over a Big East foe. Hall went onto become Lehigh's first-ever Patriot League Men's Basketball Scholar-Athlete of the Year, while Carrington was the school's first All-District selection since 1988.

In his first season as a collegiate head coach, Reed led the Mountain Hawks to the third most wins for a first-year headman in the 108-season history of Lehigh Basketball. Reed mentored the Mountain Hawks' second consecutive Patriot League Rookie of the Year in Keefer as Lehigh became the first school in the league to accomplish that feat. In addition, Reed oversaw a defensive unit that held league foe Bucknell to just 39 points on February 27, 2008 - the second fewest points ever allowed by the Brown and White since the inception of Patriot League play in 1990.

Reed has recruited and developed some excellent basketball talent over the course of his career at Lehigh. In addition to McCollum and several Rookie of the Year performers, there have been a host of others who have enjoyed individual accomplishments and recognition. Lehigh has also featured high-level performers in the classroom and community as well. Hall was named the Patriot League Scholar-Athlete of the Year in consecutive seasons while Knutson was a three-time Academic All-Patriot League performer. Andree and Jordan Cohen were named Academic All-League in 2017-18. Hall, McCollum and Kempton have been named finalists for the Senior CLASS Award while Knutson, Corey Schaefer, Austin Price and Tejada have been named candidates for the prestigious award.

Reed was named Lehigh's head coach on August 10, 2007. He had been an assistant at Lehigh for the previous five years, serving as associate head coach for the 2006-07 campaign.

Prior to his time at Lehigh, Reed served as the top assistant coach at High

REED'S ALL-TIME RECORD

Year	Record (Pct.)	PL	Home	Notables
2007-08	14-15 (.483)	7-7	11-4	
2008-09	15-14 (.517)	5-9	8-6	
2009-10	22-11 (.667)	10-4	15-2	PL Reg Season Championship PL Tourn. Championship NCAA Tournament
2010-11	16-15 (.516)	6-8	9-5	PL Semifinals
2011-12	27-8 (.771)	11-3	12-1	PL Tourn. Championship NCAA win over Duke
2012-13	21-10 (.678)	10-4	11-3	College Basketball Invitational
2013-14	14-18 (.438)	7-11	9-5	
2014-15	16-14 (.533)	10-8	8-5	Wins over DePaul, Arizona St.
2015-16	17-15 (.531)	13-5	10-6	Hosted PL Championship
2016-17	20-12 (.625)	12-6	12-2	2nd straight PL Champ Game
2017-18	16-14 (.533)	11-7	9-6	7-0 in February
2018-19	20-11 (.645)	12-6	11-3	
2019-20	11-21 (.344)	7-11	8-6	
2020-21	4-11 (.267)	4-10	1-5	
2021-22	1-4 (.200)	0-0	1-1	
Total	234-193 (.548)	125-99 (.558)	135-60 (.692)	

Point University in North Carolina for two seasons. Reed was an integral part of the coaching staff that led the Panthers to the Big South Championship Game in 2002. Included in that two-year period, Reed recruited a Big South Rookie of the Year and a Player of the Year.

Reed spent 1999-2000 as the Director of Basketball Operations at the University of North Carolina - Greensboro. He began his collegiate coaching career at Oakland (Mich.) Community College where he was an assistant for his father's program.

A native of Waterford, Michigan, Reed attended Eckerd College in St. Petersburg, Florida where he contributed at point guard and helped lead his team to a conference championship and NCAA Tournament appearance. Reed graduated with honors, earning his Bachelor's degree in 1995 before earning his Master's at Wayne State in 1998. In 2003, Reed received his Ph.D. from Wayne State University in Instructional Technology with a Cognate in Sports Administration. He is one of only two Division I men's basketball head coaches in the entire nation to have earned their doctorate degrees. Reed was also honored during his academic career with a number of awards including the prestigious Thomas C. Rumbell Fellowship.

Reed and his wife Kindra reside in Bethlehem with their sons Brendan and Calvin, and daughter Makenna.

WHAT THEY'RE SAYING ABOUT COACH REED

"Brett Reed is an excellent basketball coach. He has led the resurgence of Lehigh basketball and turned it into a power from the Patriot League. He's building a program that can withstand one of sport's ultimate challenges - the test of time. It is undoubtedly an impressive accomplishment."
- Mike Krzyzewski, Duke University and U.S. National Team Head Coach

"I've known Brett Reed for over 10 years, and was fortunate to have him on my staff and watch him develop as a coach. I strongly believe Brett is one of the best young coaches in the country. His performance in 2011-12 was as good as or better than anyone in our profession. He's an excellent basketball coach on the floor, has incredible demeanor on the sideline and has proven that he is a top-notch recruiter."
- Fran McCaffery, former Lehigh and current University of Iowa Head Coach

"I am very proud of the success Brett has enjoyed as the head men's basketball coach at Lehigh University. Brett is extremely intelligent, hard-working and passionate about the game of basketball and is a terrific role model for the young men in his program. I am excited for what Brett has been able to accomplish in his short time as the head coach at Lehigh and am confident that he will continue to be successful for many years to come."
- Billy Taylor, former Lehigh and Ball State Head Coach

"Brett Reed is respected by our student-athletes, he is an excellent teacher and communicator and has been an extremely productive recruiter. I admire his values, his work ethic, his energy and his devotion to our players, their education and their experience."
- Joe Sterrett, Lehigh Murray H. Goodman Dean of Athletics

2021-22 STARTING LINEUPS

Date	Opp.	G	G	G	F	C
11/10	at Rutgers	Knostman	M. Wilson	Taylor	J. Wilson	Parolin
11/13	vs. NJIT	Knostman	M. Wilson	Taylor	J. Wilson	Parolin
11/16	at Monmouth	Knostman	M. Wilson	Taylor	J. Wilson	Parolin
11/19	at Merrimack	Knostman	M. Wilson	Taylor	J. Wilson	Parolin
11/23	vs. Columbia	Knostman	M. Wilson	Taylor	J. Wilson	Parolin

TEAM GAME HIGHS

POINTS	79	COLUMBIA (11/23/21)
	75	at Monmouth (11/16/21)
	70	at Rutgers (11/10/21)
	56	NJIT (11/13/21)
FIELD GOALS MADE	45	at Merrimack (11/19/21)
	29	COLUMBIA (11/23/21)
	27	at Monmouth (11/16/21)
	27	at Rutgers (11/10/21)
FIELD GOAL ATTEMPTS	60	COLUMBIA (11/23/21)
	57	at Rutgers (11/10/21)
FIELD GOAL PERCENTAGE	.491 (27-55)	at Monmouth (11/16/21)
	.483 (29-60)	COLUMBIA (11/23/21)
3 PT FIELD GOALS MADE	7	at Monmouth (11/16/21)
	6	COLUMBIA (11/23/21)
3 PT FG ATTEMPTS	24	NJIT (11/13/21)
	20	at Monmouth (11/16/21)
3 PT FG PERCENTAGE	.400 (6-15)	COLUMBIA (11/23/21)
	.350 (7-20)	at Monmouth (11/16/21)
FREE THROWS MADE	15	COLUMBIA (11/23/21)
	15	NJIT (11/13/21)
FREE THROW ATTEMPTS	24	COLUMBIA (11/23/21)
	21	NJIT (11/13/21)
FREE THROW PERCENTAGE	.889 (8-9)	at Merrimack (11/19/21)
	.778 (14-18)	at Monmouth (11/16/21)
REBOUNDS	43	at Merrimack (11/19/21)
	43	at Rutgers (11/10/21)
ASSISTS	14	at Rutgers (11/10/21)
	13	COLUMBIA (11/23/21)
STEALS	12	COLUMBIA (11/23/21)
	7	NJIT (11/13/21)
BLOCKED SHOTS	7	at Monmouth (11/16/21)
	6	COLUMBIA (11/23/21)
TURNOVERS	22	at Rutgers (11/10/21)
	19	at Merrimack (11/19/21)
	19	NJIT (11/13/21)
FOULS	23	at Rutgers (11/10/21)
	22	NJIT (11/13/21)

INDIVIDUAL GAME HIGHS

Points	21	Wilson, Marques at Rutgers (11/10/21)
	20	Wilson, Jeameril at Monmouth (11/16/21)
	18	Taylor, Evan vs Columbia (11/23/21)
	17	Taylor, Evan at Merrimack (11/19/21)
	15	Wilson, Marques vs NJIT (11/13/21)
Field Goals Made	9	Wilson, Marques at Rutgers (11/10/21)
	8	Wilson, Jeameril at Monmouth (11/16/21)
Field Goal Att.	17	Wilson, Marques at Rutgers (11/10/21)
	14	Taylor, Evan vs Columbia (11/23/21)
FG Pct (min 5 made)	.833 (5-6)	Parolin, Dominic vs Columbia (11/23/21)
	.800 (8-10)	Wilson, Jeameril at Monmouth (11/16/21)
3-Point FG Made	3	Taylor, Evan at Merrimack (11/19/21)
	3	Wilson, Marques at Rutgers (11/10/21)
3-Point FG Att.	7	Wilson, Marques at Monmouth (11/16/21)
	7	Wilson, Marques vs NJIT (11/13/21)
3-Pt FG Pct (min 2 made)	.667 (2-3)	Wilson, Jeameril at Monmouth (11/16/21)
	.600 (3-5)	Wilson, Marques at Rutgers (11/10/21)
Free Throws Made	6	Wilson, Marques at Monmouth (11/16/21)
	5	Wilson, Jeameril vs NJIT (11/13/21)
	5	Parolin, Dominic at Rutgers (11/10/21)
Free Throw Att.	7	Wilson, Marques at Monmouth (11/16/21)
	7	Wilson, Jeameril vs NJIT (11/13/21)
	7	Parolin, Dominic at Rutgers (11/10/21)
FT Pct (min 3 made)	1.000 (3-3)	Lynch, Nic at Monmouth (11/16/21)
	.857 (6-7)	Wilson, Marques at Monmouth (11/16/21)
Rebounds	14	Parolin, Dominic at Rutgers (11/10/21)
	12	Parolin, Dominic at Merrimack (11/19/21)
Assists	4	Knostman, Ben vs Columbia (11/23/21)
	4	Knostman, Ben at Merrimack (11/19/21)
	4	Wilson, Jeameril at Monmouth (11/16/21)
	4	Knostman, Ben at Monmouth (11/16/21)
	4	Knostman, Ben at Rutgers (11/10/21)
Steals	3	Wilson, Marques vs Columbia (11/23/21)
	3	Taylor, Evan vs NJIT (11/13/21)
Blocked Shots	3	Parolin, Dominic at Monmouth (11/16/21)
	2	Parolin, Dominic vs Columbia (11/23/21)
Turnovers	6	Knostman, Ben vs NJIT (11/13/21)
	6	Wilson, Marques at Rutgers (11/10/21)
Fouls	4	Taylor, Evan vs Columbia (11/23/21)
	4	Parolin, Dominic at Monmouth (11/16/21)
	4	Wilson, Marques at Monmouth (11/16/21)
	4	Knostman, Ben vs NJIT (11/13/21)
	4	Whitney-Sidney, Tyler vs NJIT (11/13/21)
	4	Taylor, Evan at Rutgers (11/10/21)
Minutes	38	Parolin, Dominic at Rutgers (11/10/21)
	36	Wilson, Marques at Rutgers (11/10/21)
	34	Parolin, Dominic at Merrimack (11/19/21)
	33	Knostman, Ben vs Columbia (11/23/21)
	33	Taylor, Evan at Merrimack (11/19/21)



2021-22 UPDATE

- Finished with 10 points (eight in the first half) in win over Columbia (11/23). Added two assists, a rebound and steal.
 - Posted two points, two rebounds and an assist at Merimack (11/19).
 - Recorded two points, two rebounds and an assist in the home opener vs. NJIT (11/13).
 - Scored 10 points on 4-of-4 shooting and 2-of-2 from the free throw line in the season opener at Rutgers (11/10). Grabbed four rebounds.



BEFORE LEHIGH

Was a four-time first team All-League honoree as a standout at Marina High School in California ... Also named 2019 league MVP ... As a junior, averaged 21.4 points, 8.6 rebounds and 2.5 assists per game, making 87.4 percent of his free throws ... Finished fourth in Orange County in both scoring and rebounding ... Named to the 2018 and 2019 All-CIF teams, making the state playoffs each year as well ... Garnered first team Los Angeles Times Daily Pilot Boys Dream Team recognition ... Named Daily Pilot Orange County Player of the Year ... In 2018 and 2019, garnered third team All-Orange County recognition ... Named to the 2017-18 Prep Hoops SoCal Most Improved List ... Had multiple 15+ rebound performances, including a 30-point, 25-rebound effort in the Jim Harris Memorial Tournament of Champions ... One of Orange County's most productive players, helping Marina to its first season above .500 since 2009-10 ... Won the CIF Character Award and received All-Academic honors all four years ... In addition, won the Adidas Summer Championship (Silver Division) with his AAU team, the Cali Rebels.

0 JAKOB ALAMUDUN

Jr. · Forward · 6-6 · History
 Huntington Beach, Calif. · Marina

CAREER HIGHS

Category	Total	Latest
Points	19	vs. Cairn (11/12/19)
Rebounds	11	vs. Lafayette (1/2/21)
Assists	3	at Navy (1/2/20)
Minutes	32	vs. Lafayette (1/2/21)
Steals	2	at Bucknell (1/31/21)
Blocks	1	at Columbia (11/30/19)
Field Goals	6	vs. Lafayette (1/2/21)
FG Att.	9	vs. Cairn (11/12/19)
3-Point FG	3	vs. Cairn (11/12/19)
3-Point Att.	5	vs. Cairn (11/12/19)
Free Throws	4	at Boston U. (3/3/21)
FT Att.	5	vs. Lafayette (1/25/20)

2021-22 SEASON HIGHS

Category	Total	Latest
Points	10	vs. Columbia (11/23/21)
Rebounds	4	at Rutgers (11/10/21)
Assists	2	vs. Columbia (11/23/21)
Minutes	17	vs. Columbia (11/23/21)
Steals	1	vs. Columbia (11/23/21)
Blocks		
Field Goals	4	vs. Columbia (11/23/21)
FG Att.	8	vs. Columbia (11/23/21)
3-Point FG	1	vs. Columbia (11/23/21)
3-Point Att.	2	vs. NJIT (11/13/21)
Free Throws	2	at Rutgers (11/10/21)
FT Att.	2	vs. Columbia (11/23/21)

MISC. CAREER STATS

Category	Total	Latest
Double-Figure Pts.	5	vs. Columbia (11/23/21)
20+ Point Games		
5+ assists		
10+ rebounds		
Double-Doubles	2	vs. Lafayette (1/2/21)

MISC. SEASON STATS

Category	Total	Latest
Double-Figure Pts.	2	vs. Columbia (11/23/21)
20+ Point Games		
5+ assists		
10+ rebounds		
Double-Doubles		

GAME-BY-GAME STATS

Opponent	Date	gs	min	Total		3-Pointers		Free throws		Rebounds				pf	a	t/o	blk	stl	pts	avg
				fg-fga	pct	3fg-fga	pct	ft-fa	pct	off	def	tot	avg							
at Rutgers	11/10/21	14	4-4	1.000	0-0	.000	2-2	1.000	0	4	4	4.0	2	0	1	0	0	10	10.0	
NJIT	11/13/21	12	1-6	.167	0-2	.000	0-0	.000	1	0	1	2.5	1	1	2	0	0	2	6.0	
at Merrimack	11/19/21	11	1-2	.500	0-0	.000	0-0	.000	0	2	2	2.3	1	1	1	0	0	2	4.7	
COLUMBIA	11/23/21	17	4-8	.500	1-1	1.000	1-2	.500	1	0	1	2.0	1	2	0	0	1	10	6.0	
Totals		0	54	10-20	.500	1-3	.333	3-4	.750	2	6	8	2.0	5	4	4	0	1	24	6.0

Games played: 4
 Minutes/game: 13.5
 Points/game: 6.0
 FG Pct: 50.0
 3FG Pct: 33.3
 FT Pct: 75.0

Rebounds/game: 2.0
 Assists/game: 1.0
 Turnovers/game: 1.0
 Assist/turnover ratio: 1.0
 Steals/game: 0.3

Career Stats

Season	gp-gs	min/avg	Total		3-Point		F-Throws		Rebounds				Scoring							
			fg-fga	pct	fg-fga	pct	ft-fa	pct	off	def	tot	avg	pf	fo	ast	to	blk	stl	pts	avg
2019-20	26-2	361/13.9	34-106	.321	6-27	.222	29-33	.879	10	52	62	2.4	40	0	13	31	3	9	103	4.0
2020-21	13-2	169/13.0	16-33	.485	0-3	.000	8-14	.571	8	24	32	2.5	18	0	8	15	0	7	40	3.1
2021-22	4-0	54/13.5	10-20	.500	1-3	.333	3-4	.750	2	6	8	2.0	5	0	4	4	0	1	24	6.0
TOTAL	43-4	584/13.6	60-159	.377	7-33	.212	40-51	.784	20	82	102	2.4	63	0	25	50	3	17	167	3.9



2021-22 UPDATE

- Fourth straight game with double-figure points, posting 12 points, four rebounds, two assists and a block in win over Columbia (11/23).
- Career effort at Monmouth (11/16), tying career highs in points (20) and assists (4) while adding six rebounds, a block and steal. Fourteen of his points came in the first half. Shot 8-of-10 from the field, including 2-of-3 from 3-point range.
- Posted 13 points on 4-of-7 shooting while adding five rebounds, two steals and a block vs. NJIT (11/13).
- Had three points, four rebounds and two assists in the season opener at Rutgers (11/10).

BEFORE LEHIGH

Hybrid forward, who graduated from Notre Dame College Prep in Chicago in 2017, playing for Coach Tom Les ... After graduation from Notre Dame, attended Woodstock Academy in Connecticut and play for Coach Tony Bergeron ... Woodstock plays a national schedule against some of the top prep schools in the country ... Named All-Tournament in every holiday tournament senior year ... Team's Defensive Player of the Year ... Illinois State Playoffs Elite 8 ... Invited to several Chicago/Chicagoland All-Star games ... Winningest player in Notre Dame College Prep history (101 wins) ... Featured in Chicago Tribune as Athlete of the Month nominee ... Led Notre Dame to a 26-6 record and a top-20 finish in the state ... In March of 2017, scored a game-high 18 points, 13 in the second half to help Notre Dame past Niles North in the regional final ... Named team captain, first team All-Conference honoree and the team's Co-Most Valuable Player, averaging 14.3 points and 7.3 rebounds along with three assists and one steal ... Among many accolades was an Illinois High School Association Scholastic Achievement Award, Notre Dame College Prep's Faith, Scholarship and Service Award and an Ambassador of the Year Award ... Also played AAU on the prestigious Under Armour circuit for the Wisconsin Playground Warriors and Coach Mike Weinstein.

1 JEAMERIL WILSON

Sr. · Forward · 6-7 · Finance
Chicago, Ill. · Woodstock Academy

CAREER HIGHS

Category	Total	Latest
Points	20	at Monmouth (11/16/21)
Rebounds	15	at Lafayette (2/8/20)
Assists	4	at Monmouth (11/16/21)
Minutes	38	vs. Boston U. (2/26/20)
Steals	3	vs. Loyola (3/3/20)
Blocks	3	at American (1/27/20)
Field Goals	8	at Army (2/15/20)
FG Att.	15	at Boston U. (3/3/21)
3-Point FG	3	at Bucknell (1/31/21)
3-Point Att.	6	at Army (2/15/20)
Free Throws	6	vs. Army (3/7/19)
FT Att.	8	at Holy Cross (1/24/21)

2021-22 SEASON HIGHS

Category	Total	Latest
Points	20	at Monmouth (11/16/21)
Rebounds	9	at Merrimack (11/19/21)
Assists	4	at Monmouth (11/16/21)
Minutes	32	at Monmouth (11/16/21)
Steals	2	vs. NJIT (11/13/21)
Blocks	1	vs. Columbia (11/23/21)
Field Goals	8	at Monmouth (11/16/21)
FG Att.	13	at Merrimack (11/19/21)
3-Point FG	2	at Monmouth (11/16/21)
3-Point Att.	3	at Monmouth (11/16/21)
Free Throws	5	vs. NJIT (11/13/21)
FT Att.	7	vs. NJIT (11/13/21)

MISC. CAREER STATS

Category	Total	Latest
Double-Figure Pts.	35	vs. Columbia (11/23/21)
20+ Point Games	2	at Monmouth (11/16/21)
5+ assists		
10+ rebounds	3	vs. Bucknell (1/30/21)
Double-Doubles	2	vs. Boston U. (2/26/20)

MISC. SEASON STATS

Category	Total	Latest
Double-Figure Pts.	4	vs. Columbia (11/23/21)
20+ Point Games	1	at Monmouth (11/16/21)
5+ assists		
10+ rebounds		
Double-Doubles		

GAME-BY-GAME STATS

Opponent	Date	gs	min	Total		3-Pointers		Free throws		Rebounds				pf	a	t/o	blk	stl	pts	avg	
				fg-fga	pct	3fg-fga	pct	ft-fa	pct	off	def	tot	avg								
at Rutgers	11/10/21	*	24	1-3	.333	0-1	.000	1-2	.500	1	3	4	4.0	1	2	4	0	0	3	3.0	
NJIT	11/13/21	*	26	4-7	.571	0-1	.000	5-7	.714	1	4	5	4.5	1	0	1	1	2	13	8.0	
at Monmouth	11/16/21	*	32	8-10	.800	2-3	.667	2-2	1.000	0	6	6	5.0	3	4	4	1	1	20	12.0	
at Merrimack	11/19/21	*	29	6-13	.462	0-1	.000	0-0	.000	2	7	9	6.0	1	0	5	1	0	12	12.0	
COLUMBIA	11/23/21	*	23	4-9	.444	0-2	.000	4-5	.800	0	4	4	5.6	3	2	3	1	0	12	12.0	
Totals			5	134	23-42	.548	2-8	.250	12-16	.750	4	24	28	5.6	9	8	17	4	3	60	12.0

Games played: 5
Minutes/game: 26.8
Points/game: 12.0
FG Pct: 54.8
3FG Pct: 25.0
FT Pct: 75.0

Rebounds/game: 5.6
Assists/game: 1.6
Turnovers/game: 3.4
Assist/turnover ratio: 0.5
Steals/game: 0.6
Blocks/game: 0.8

Career Stats

Season	gp-gs	min/avg	Total		3-Point		F-Throws		Rebounds				Scoring							
			fg-fga	pct	fg-fga	pct	ft-fa	pct	off	def	tot	avg	pf	fo	ast	to	blk	stl	pts	avg
2018-19	31-3	510/16.5	52-94	.553	9-18	.500	36-45	.800	21	61	82	2.6	63	0	23	36	11	12	149	4.8
2019-20	32-29	925/28.9	128-245	.522	31-81	.383	51-68	.750	38	133	171	5.3	72	1	41	72	22	25	338	10.6
2020-21	13-4	331/25.5	43-95	.453	10-27	.370	15-26	.577	14	48	62	4.8	22	0	25	19	1	7	111	8.5
2021-22	5-5	134/26.8	23-42	.548	2-8	.250	12-16	.750	4	24	28	5.6	9	0	8	17	4	3	60	12.0
TOTAL	81-41	1900/23.5	246-476	.517	52-134	.388	114-155	.735	77	266	343	4.2	166	1	97	144	38	47	658	8.1



2021-22 UPDATE

- Hit only field goal attempted (a 3-pointer) in season opener vs. NJIT (11/13).
 - Knocked down a big late first-half 3-pointer in the season opener at Rutgers (11/10).

BEFORE LEHIGH

Standout throughout high school career, most recently playing at St. Benedict's in New Jersey and helping his team to an unprecedented 12th State Prep A championship title in 2017-18 ... St. Benedict's was ranked as high as No. 3 in the nation during the season, while being named the No. 1 Independent/Prep Team in the state ... Finished the season earning All-Prep honors ... As a senior, served as team captain and ranked among the top 10 seniors in New Jersey ... In freshman and sophomore years, was part of two teams that combined for a 47-9 record ... During that stretch, won the Somerset County Tournament and advanced to the South Jersey, Non-Public B final ... Led Gil St. Bernard with 81 three-pointers and was second on the team with a 12.2 points per game average as a freshman ... Named MVP of the Somerset County Championship and garnered first team All-County Tournament Team recognition, first team All-State freshman honors (by NJ Hoops/Rivals.com), first team All-Conference and honorable mention All-New Jersey (one of only two freshmen named in New Jersey) ... Named second team All-Area by Courier News and NJ Freshman of the Year by The Star Ledger ... As a sophomore, went on to lead Montverde to a 22-4 record, which included finishing as runners-up in the Dicks National High School Basketball Championship.



2 JAKE BETLOW

Jr. · Guard · 6-2 · Finance
 Mendham, N.J. · St. Benedict's

CAREER HIGHS

Category	Total	Latest
Points	11	at Navy (1/2/20)
Rebounds	3	at Bucknell (1/16/21)
Assists	3	vs. Navy (1/9/21)
Minutes	28	vs. Bucknell (1/17/21)
Steals	2	vs. Lafayette (1/25/20)
Blocks		
Field Goals	4	at Navy (1/2/20)
FG Att.	8	vs. Lafayette (1/25/20)
3-Point FG	3	at Navy (1/2/20)
3-Point Att.	6	vs. Lafayette (1/25/20)
Free Throws	2	at Lafayette (1/3/21)
FT Att.	2	at Loyola (2/21/21)

2021-22 SEASON HIGHS

Category	Total	Latest
Points	3	vs. NJIT (11/13/21)
Rebounds		
Assists		
Minutes	5	vs. NJIT (11/13/21)
Steals		
Blocks		
Field Goals	1	vs. NJIT (11/13/21)
FG Att.	2	at Rutgers (11/10/21)
3-Point FG	1	vs. NJIT (11/13/21)
3-Point Att.	2	at Rutgers (11/10/21)
Free Throws		
FT Att.		

MISC. CAREER STATS

Category	Total	Latest
Double-Figure Pts.	1	at Navy (1/2/20)
20+ Point Games		
5+ assists		
10+ rebounds		
Double-Doubles		

MISC. SEASON STATS

Category	Total	Latest
Double-Figure Pts.		
20+ Point Games		
5+ assists		
10+ rebounds		
Double-Doubles		

GAME-BY-GAME STATS

Opponent	Date	gs	min	Total		3-Pointers		Free throws		Rebounds				pf	a	t/o	blk	stl	pts	avg
				fg-fga	pct	3fg-fga	pct	ft-fa	pct	off	def	tot	avg							
at Rutgers	11/10/21	4	1-2	.500	1-2	.500	0-0	.000	0	0	0	0.0	1	0	0	0	0	3	3.0	
NJIT	11/13/21	5	1-1	1.000	1-1	1.000	0-0	.000	0	0	0	0.0	0	0	0	0	0	3	3.0	
Totals		0	9	2-3	.667	2-3	.667	0-0	.000	0	0	0	0.0	1	0	0	0	6	3.0	

Games played: 2
 Minutes/game: 4.5
 Points/game: 3.0
 FG Pct: 66.7
 3FG Pct: 66.7

Career Stats

Season	gp-gs	min/avg	Total		3-Point		F-Throws		Rebounds				Scoring							
			fg-fga	pct	fg-fga	pct	ft-fa	pct	off	def	tot	avg	pf	fo	ast	to	blk	stl	pts	avg
2019-20	25-1	269/10.8	21-64	.328	12-46	.261	3-5	.600	2	11	13	0.5	30	1	19	14	0	9	57	2.3
2020-21	15-9	212/14.1	16-51	.314	11-35	.314	3-4	.750	1	10	11	0.7	18	0	16	17	0	3	46	3.1
2021-22	2-0	9/4.5	2-3	.667	2-3	.667	0-0	.000	0	0	0	0.0	1	0	0	0	0	0	6	3.0
TOTAL	42-10	490/11.7	39-118	.331	25-84	.298	6-9	.667	3	21	24	0.6	49	1	35	31	0	12	109	2.6



AS A FRESHMAN (2020-21)

Did not see action due to injury.

BEFORE LEHIGH

Four-year varsity player, three-year starter and two-year captain at Germantown Academy ... Led team in rebounding both junior and senior years (averaging 8.5) ... Averaged 14.8 points per game as a senior, 12.4 as a junior, 10.5 as a sophomore and 8.0 as a freshman ... Was a two-time MVP recipient at the annual State College Holiday Tournament (2018 and 2019) ... Averaged 11 points and six rebounds per game on the UAA circuit as a junior ... Played AAU basketball with DC Premier UAA and CT Elite ... Ranked as a "Top Ten Wing" in PA by Rivals Sports ... Along with basketball, was the quarterback of the football team as a freshman before getting injured and ultimately stopped playing football ... In the classroom, finished with honors ... Was a chair of both a local Christian faith club and a Black students club ... Also founded an entrepreneurship club alongside a friend ... Served as chair of community-based volunteer service that aims to help under-privileged youth with pressing problems of police brutality, mass incarceration, drug abuse, budgeting skills and growing up with a single parent.



4 LUKE TRAINA

Fr. · Guard · 6-5 · Business
Doylestown, Pa. · Germantown Academy

CAREER HIGHS

Category	Total	Latest
Points		
Rebounds		
Assists		
Minutes		
Steals		
Blocks		
Field Goals		
FG Att.		
3-Point FG		
3-Point Att.		
Free Throws		
FT Att.		

2021-22 SEASON HIGHS

Category	Total	Latest
Points		
Rebounds		
Assists		
Minutes		
Steals		
Blocks		
Field Goals		
FG Att.		
3-Point FG		
3-Point Att.		
Free Throws		
FT Att.		

MISC. CAREER STATS

Category	Total	Latest
Double-Figure Pts.		
20+ Point Games		
5+ assists		
10+ rebounds		
Double-Doubles		

MISC. SEASON STATS

Category	Total	Latest
Double-Figure Pts.		
20+ Point Games		
5+ assists		
10+ rebounds		
Double-Doubles		



2021-22 UPDATE

- Scored career-high 18 points in win over Columbia (11/23), 13 of the points coming in the first half. Added six rebounds, a block and steal.
- Tied career-high 17 points at Merrimack (11/19), 11 coming in the first 7:09 of the second half. Shot 6-of-12 from the field, including 3-of-6 from 3-point range. Added nine rebounds to just miss a double-double.
- Strong effort at Monmouth (11/16), scoring 14 points (11 in the second half) while adding five rebounds, two assists, a block and steal.
- Posted four points, four rebounds, two assists, a block and career-high tying three steals vs. NJIT (11/13).
- Scored three points while adding seven rebounds and two assists in the season opener at Rutgers (11/10).

5 EVAN TAYLOR

Jr. · Guard · 6-6 · Sociology
Glen Ellyn, N.J. · Glenbard West

CAREER HIGHS

Category	Total	Latest
Points	18	vs. Columbia (11/23/21)
Rebounds	15	at Lafayette (2/27/21)
Assists	4	vs. Loyola (1/5/20)
Minutes	37	at Lafayette (2/27/21)
Steals	3	vs. NJIT (11/13/21)
Blocks	2	at Holy Cross (1/22/20)
Field Goals	7	at Holy Cross (1/22/20)
FG Att.	14	vs. Columbia (11/23/21)
3-Point FG	4	vs. Lafayette (2/28/21)
3-Point Att.	6	at Merrimack (11/19/21)
Free Throws	6	vs. American (1/11/20)
FT Att.	10	at Loyola (2/21/21)

2021-22 SEASON HIGHS

Category	Total	Latest
Points	18	vs. Columbia (11/23/21)
Rebounds	9	at Merrimack (11/19/21)
Assists	2	at Monmouth (11/16/21)
Minutes	33	at Merrimack (11/19/21)
Steals	3	vs. NJIT (11/13/21)
Blocks	1	vs. Columbia (11/23/21)
Field Goals	6	vs. Columbia (11/23/21)
FG Att.	14	vs. Columbia (11/23/21)
3-Point FG	3	at Merrimack (11/19/21)
3-Point Att.	6	at Merrimack (11/19/21)
Free Throws	4	vs. Columbia (11/23/21)
FT Att.	6	vs. Columbia (11/23/21)

MISC. CAREER STATS

Category	Total	Latest
Double-Figure Pts.	18	vs. Columbia (11/23/21)
20+ Point Games		
5+ assists		
10+ rebounds	5	at Lafayette (2/27/21)
Double-Doubles	3	at Bucknell (1/31/21)

MISC. SEASON STATS

Category	Total	Latest
Double-Figure Pts.	3	vs. Columbia (11/23/21)
20+ Point Games		
5+ assists		
10+ rebounds		
Double-Doubles		

BEFORE LEHIGH

Standout at Glenbard West High School near Chicago ... Named Suburban Life Player of the Year in 2018-2019 ... Averaged 21.7 points, 3.8 assists and 10.1 rebounds senior year ... As a junior, averaged 18 points, 3.6 assists and 7.1 rebounds ... Finished career with 1,479 points and 671 rebounds, respectively ... Graduated as the program's all-time leader for rebounds ... Had back-to-back 30-point games versus Hinsdale Central and Oak Park River Forest ... Named All-Area Chicago in 2017-18 and 2018-19 ... Illinois Coaches Basketball Association second team All-State honoree as a junior and senior ... Garnered Glenbard West Male Athlete of the Year honors as a senior ... Posted a 4.6 cumulative GPA, was named to the honor roll all four years and recorded Academic All-Conference recognition ... Received the Glenbard Academic Achievement Award in 2017 ... Played on the Adidas Circuit with the Illinois Heat under prestigious coach Terry Head ... All-Tournament honors in every holiday tournament junior and senior years ... Selected as a Chicago Tribune Athlete of the Month nominee in February 2019 ... In March of 2019, scored 25 points and 10 rebounds to lead the Hilltoppers past Naperville North in the regional semifinal.

GAME-BY-GAME STATS

Opponent	Date	gs	min	Total		3-Pointers		Free throws		Rebounds				Other							
				fg-fga	pct	3fg-fga	pct	ft-fga	pct	off	def	tot	avg	pf	a	t/o	blk	stl	pts	avg	
at Rutgers	11/10/21	*	30	1-5	.200	0-2	.000	1-2	.500	0	7	7	7.0	4	2	1	0	2	3	3.0	
NJIT	11/13/21	*	25	2-8	.250	0-3	.000	0-0	.000	0	4	4	5.5	1	2	0	1	3	4	3.5	
at Monmouth	11/16/21	*	30	6-11	.545	2-4	.500	0-1	.000	2	3	5	5.3	2	2	1	1	1	14	7.0	
at Merrimack	11/19/21	*	33	6-12	.500	3-6	.500	2-2	1.000	0	9	9	6.3	1	0	2	0	0	17	9.5	
COLUMBIA	11/23/21	*	26	6-14	.429	2-5	.400	4-6	.667	0	6	6	6.2	4	0	2	1	1	18	11.2	
Totals			5	144	21-50	.420	7-20	.350	7-11	.636	2	29	31	6.2	12	6	6	3	7	56	11.2

Games played: 5
Minutes/game: 28.8
Points/game: 11.2
FG Pct: 42.0
3FG Pct: 35.0
FT Pct: 63.6

Rebounds/game: 6.2
Assists/game: 1.2
Turnovers/game: 1.2
Assist/turnover ratio: 1.0
Steals/game: 1.4
Blocks/game: 0.6

Career Stats

Season	gp-gs	min/avg	Total		3-Point		F-Throws		Rebounds				Scoring							
			fg-fga	pct	fg-fga	pct	ft-fga	pct	off	def	tot	avg	pf	fo	ast	to	blk	stl	pts	avg
2019-20	28-17	680/24.3	76-181	.420	21-58	.362	41-51	.804	17	82	99	3.5	64	2	22	36	8	14	214	7.6
2020-21	15-10	406/27.1	50-116	.431	11-29	.379	20-35	.571	22	87	109	7.3	36	1	24	15	6	10	131	8.7
2021-22	5-5	144/28.8	21-50	.420	7-20	.350	7-11	.636	2	29	31	6.2	12	0	6	6	3	7	56	11.2
TOTAL	48-32	1230/25.6	147-347	.424	39-107	.364	68-97	.701	41	198	239	5.0	112	3	52	57	17	31	401	8.4



AS A FRESHMAN (2020-21)

Played in 12 of the 15 games, starting twice ... Averaged 4.2 points and 0.9 rebounds while adding 26 assists and eight steals ... Assist total was second on the Mountain Hawks ... Shot 39.5 percent from the field (17-of-43), 28.6 percent from 3-point range (28.6), and 70.6 percent from the free throw line (12-of-17) ... Scored two points in consecutive games vs. Loyola (2/20) and at Loyola (2/21) ... Finished with nine points and four assists at Bucknell (1/31) ... Career effort at Holy Cross (1/24), dishing a career-high nine assists in second straight win. Also had five points and three rebounds ... Recorded five points, two rebounds and an assist the day prior at Holy Cross (1/23) ... Knocked down a 3-pointer vs. Bucknell (1/17) ... Four points, three rebounds and two assists at Navy (1/10) ... The day prior, scored a career-high 14 points vs. Navy (1/9) while adding five assists and a rebound ... Scored four points at Lafayette (1/3) ... Opened career with two points, an assist and steal in season-opening win over Lafayette (1/2).



10 JALIN SINCLAIR

So. · Guard · 5-10 · Arts and Sciences
Manhattan, N.Y. · Suffield Academy

CAREER HIGHS

Category	Total	Latest
Points	14	vs Navy (1/9/21)
Rebounds	3	at Holy Cross (1/24/21)
Assists	9	at Holy Cross (1/24/21)
Minutes	27	vs. Navy (1/9/21)
Steals	2	at Bucknell (1/31/21)
Blocks		
Field Goals	5	vs. Navy (1/9/21)
FG Att.	7	at Bucknell (1/31/21)
3-Point FG	1	at Bucknell (1/31/21)
3-Point Att.	2	at Bucknell (1/31/21)
Free Throws	3	vs. Navy (1/9/21)
FT Att.	3	vs. Loyola (2/20/21)

2021-22 SEASON HIGHS

Category	Total	Latest
Points		
Rebounds		
Assists		
Minutes		
Steals		
Blocks		
Field Goals		
FG Att.		
3-Point FG		
3-Point Att.		
Free Throws		
FT Att.		

MISC. CAREER STATS

Category	Total	Latest
Double-Figure Pts.	1	vs. Navy (1/9/21)
20+ Point Games		
5+ assists	2	at Holy Cross (1/24/21)
10+ rebounds		
Double-Doubles		

MISC. SEASON STATS

Category	Total	Latest
Double-Figure Pts.		
20+ Point Games		
5+ assists		
10+ rebounds		
Double-Doubles		

BEFORE LEHIGH

Was Team MVP as a senior and League Player of the Year finalist during strong career at Suffield Academy in Connecticut ... Named a top 50 prospect by the NERR (New England Recruiting Part) ... Two-time Class A All-NEPSAC honoree ... Helped team to a 14-8 record in the prestigious New England Preparatory School Athletic Council, reaching the NEPSAC Tournament three times ... Also participated in the Zero Gravity Prep Classic, NERR Coaches vs. Cancer Scholar Roundball Classic and BasketBull Holiday Classic ... Strong off the court as well, was an honor roll student, dorm protector and Boys Club of New York Student-Athlete of the Year ... Played for Nike's EYBL for Summer AAU with New York City's PSA Cardinals ... PSA played all the way into the EYBL's Peach Jam (the most competitive tournament in AAU Basketball) ... Finished first in the EYBL regular season and fourth at the Peach Jam ... Was a three-sport athlete, playing football, baseball and basketball.

2020-21 GAME-BY-GAME STATS

Opponent	Date	gs	min	Total		3-Pointers		Free throws		Rebounds				pf	a	t/o	blk	stl	pts	avg
				fg-fga	pct	3fg-fga	pct	ft-fa	pct	off	def	tot	avg							
LAFAYETTE	01/02/21	10	1-2	.500	0-1	.000	0-3	.000	0	0	0	0.0	3	1	1	0	1	2	2.0	
at Lafayette	01/03/21	13	1-4	.250	0-1	.000	2-2	1.000	0	0	0	0.0	1	1	1	0	0	4	3.0	
NAVY	01/09/21	27	5-7	.714	1-2	.500	3-3	1.000	0	1	1	0.3	5	5	3	0	0	14	6.7	
at Navy	01/10/21 *	25	2-7	.286	0-1	.000	0-0	.000	1	2	3	1.0	2	2	3	0	2	4	6.0	
at Bucknell	01/16/21	3	0-2	.000	0-2	.000	0-0	.000	0	0	0	0.8	2	0	0	0	0	0	4.8	
BUCKNELL	01/17/21	3	1-2	.500	1-2	.500	0-0	.000	0	0	0	0.7	1	0	1	0	0	3	4.5	
at Holy Cross	01/23/21	24	2-3	.667	0-0	.000	1-2	.500	0	2	2	0.9	0	1	1	0	1	5	4.6	
at Holy Cross	01/24/21	21	1-2	.500	1-2	.500	2-2	1.000	1	2	3	1.1	1	9	3	0	0	5	4.6	
BUCKNELL	01/30/21	7	0-0	.000	0-0	.000	0-0	.000	0	0	0	1.0	3	1	3	0	0	0	4.1	
at Bucknell	01/31/21	22	3-7	.429	1-2	.500	2-2	1.000	0	1	1	1.0	0	4	2	0	2	9	4.6	
LOYOLA MARYLAND	02/20/21 *	20	0-5	.000	0-1	.000	2-3	.667	1	0	1	1.0	1	2	6	0	1	2	4.4	
at Loyola Maryland	2/21/21	14	1-2	.500	0-0	.000	0-0	.000	0	0	0	0.9	3	0	2	0	1	2	4.2	
Totals		2	189	17-43	.395	4-14	.286	12-17	.706	3	8	11	0.9	22	26	26	0	8	50	4.2

Games played: 12
Minutes/game: 15.8
Points/game: 4.2
FG Pct: 39.5
3FG Pct: 28.6
FT Pct: 70.6

Rebounds/game: 0.9
Assists/game: 2.2
Turnovers/game: 2.2
Assist/turnover ratio: 1.0
Steals/game: 0.7

Career Stats

Season	gp-gs	min/avg	Total		3-Point		F-Throws		Rebounds				Scoring							
			fg-fga	pct	fg-fga	pct	ft-fa	pct	off	def	tot	avg	pf	fo	ast	to	blk	stl	pts	avg
2020-21	12-2	189/15.8	17-43	.395	4-14	.286	12-17	.706	3	8	11	0.9	22	1	26	26	0	8	50	4.2
TOTAL	12-2	189/15.8	17-43	.395	4-14	.286	12-17	.706	3	8	11	0.9	22	1	26	26	0	8	50	4.2



2021-22 UPDATE

- Posted seven points, three rebounds, an assist, block and three steals vs. Columbia (11/23), including some big steals in the final minutes of the victory.
- Scored four points, all in the second half, at Merrimack (11/19).
- Posted 13 points, two rebounds and a steal at Monmouth (11/16).
- Finished with 15 points, three rebounds and a block in the home opener vs. NJIT (11/13).
- Scored a game-high 21 points behind 9-of-17 shooting, including 3-of-5 from 3-point range in the season opener at Rutgers (11/10). Added two rebounds, three assists and two steals.



11 MARQUES WILSON

5th Year · Guard · 6-4 · Marketing
Edmond, Okla. · Edmond North

CAREER HIGHS

Category	Total	Latest
Points	28	vs. Lafayette (1/2/21)
Rebounds	10	vs. Bucknell (2/23/20)
Assists	9	vs. Holy Cross (2/12/20)
Minutes	38	vs. Lafayette (1/2/21)
Steals	5	at Lafayette (1/3/21)
Blocks	2	at Loyola (2/21/21)
Field Goals	11	vs. Lafayette (1/2/21)
FG Att.	20	vs. Lafayette (1/2/21)
3-Point FG	4	at Army West Point (1/20/18)
3-Point Att.	7	vs. Loyola (1/5/20)
Free Throws	7	at Lafayette (2/8/20)
FT Att.	10	at Lafayette (2/8/20)

2021-22 SEASON HIGHS

Category	Total	Latest
Points	21	at Rutgers (11/10/21)
Rebounds	3	vs. Columbia (11/23/21)
Assists	3	at Rutgers (11/10/21)
Minutes	36	at Rutgers (11/10/21)
Steals	3	vs. Columbia (11/23/21)
Blocks	1	vs. Columbia (11/23/21)
Field Goals	9	at Rutgers (11/10/21)
FG Att.	17	at Rutgers (11/10/21)
3-Point FG	3	at Rutgers (11/10/21)
3-Point Att.	7	at Monmouth (11/16/21)
Free Throws	6	at Monmouth (11/16/21)
FT Att.	7	at Monmouth (11/16/21)

MISC. CAREER STATS

Category	Total	Latest
Double-Figure Pts.	32	at Monmouth (11/16/21)
20+ Point Games	8	at Rutgers (11/10/21)
5+ assists	9	vs. Lafayette (2/28/21)
10+ rebounds	1	vs. Bucknell (2/23/20)
Double-Doubles		

MISC. SEASON STATS

Category	Total	Latest
Double-Figure Pts.	3	at Monmouth (11/16/21)
20+ Point Games	1	at Rutgers (11/10/21)
5+ assists		
10+ rebounds		
Double-Doubles		

BEFORE LEHIGH

Three-star, top 50 shooting guard recruit by ESPN ... According to Prep Hoops Oklahoma, was the No. 5 ranked player in Oklahoma ... Standout at Edmond North High School, garnering numerous awards ... In 2017, was named Oklahoma All-State and All-Metro ... Was also an Oklahoma 6A State Champion, State Tournament MVP and All-Conference Offensive Player of the Year ... Led Edmond North to 27-1 record in 2015-16, advancing to the third round of the state playoffs ... Honorable mention All-State selection in 2015-16, averaging 16 points per game ... Played on two AAU teams, including Team Griffin - averaging 11.8 points and five rebounds per game while shooting 37 percent from three-point range ... Also played for the Omaha Elite which was very competitive in July's NY2LA events ... Father was a standout college basketball player, who also played professionally overseas.

GAME-BY-GAME STATS

Opponent	Date	gs	min	Total		3-Pointers		Free throws		Rebounds				pf	a	t/o	blk	stl	pts	avg	
				fg-fga	pct	3fg-fga	pct	ft-fa	pct	off	def	tot	avg								
at Rutgers	11/10/21	*	36	9-17	.529	3-5	.600	0-1	.000	1	1	2	2.0	1	3	6	0	2	21	21.0	
NJIT	11/13/21	*	31	5-13	.385	1-7	.143	4-6	.667	2	1	3	2.5	2	0	2	1	0	15	18.0	
at Monmouth	11/16/21	*	29	3-11	.273	1-7	.143	6-7	.857	1	1	2	2.3	4	0	4	0	1	13	16.3	
at Merrimack	11/19/21	*	27	1-6	.167	0-2	.000	2-2	1.000	0	0	0	1.8	3	0	2	0	0	4	13.3	
COLUMBIA	11/23/21	*	28	2-6	.333	1-2	.500	2-4	.500	1	2	3	2.0	2	1	2	1	3	7	12.0	
Totals			5	151	20-53	.377	6-23	.261	14-20	.700	5	5	10	2.0	12	4	16	2	6	60	12.0

Games played: 5
Minutes/game: 30.2
Points/game: 12.0
FG Pct: 37.7
3FG Pct: 26.1
FT Pct: 70.0

Rebounds/game: 2.0
Assists/game: 0.8
Turnovers/game: 3.2
Assist/turnover ratio: 0.3
Steals/game: 1.2
Blocks/game: 0.4

Career Stats

Season	gp-gs	min/avg	Total		3-Point		F-Throws		Rebounds				Scoring							
			fg-fga	pct	fg-fga	pct	ft-fa	pct	off	def	tot	avg	pf	fo	ast	to	blk	stl	pts	avg
2017-18	29-10	491/16.9	55-118	.466	26-60	.433	20-23	.870	17	57	74	2.6	39	0	35	27	4	23	156	5.4
2018-19	12-1	218/18.2	19-45	.422	9-24	.375	2-4	.500	3	23	26	2.2	18	0	14	11	0	9	49	4.1
2019-20	32-16	906/28.3	100-266	.376	36-102	.353	56-78	.718	17	111	128	4.0	87	1	90	71	1	25	292	9.1
2020-21	15-15	484/32.3	90-204	.441	17-53	.321	33-49	.673	13	48	61	4.1	39	2	42	37	5	24	230	15.3
2021-22	5-5	151/30.2	20-53	.377	6-23	.261	14-20	.700	5	5	10	2.0	12	0	4	16	2	6	60	12.0
TOTAL	93-47	2250/24.2	284-686	.414	94-262	.359	125-174	.718	55	244	299	3.2	195	3	185	162	12	87	787	8.5



2021-22 UPDATE

- Knocked down a late first-half 3-pointer in win over Columbia (11/23).
 - Scored five points (all coming in the second half) at Monmouth (11/16). Also had four rebounds and first-career assist.
 - Finished with five points and four rebounds in collegiate debut at Rutgers (11/10).

BEFORE LEHIGH

Out of Chaminade Prep in California ... Named first team All-Mission League and also named first team 2AA CIF (California Interscholastic Federation) ... Scored over 1,300 points over first three seasons, averaging 17.6 points, 4.0 rebounds, 2.1 assists and 2.0 steals per game ... Ranked as a top 100 national shooting guard and top 20 Southern California overall player ... As a senior, scored a school record 51 points on Saturday, May 1, 2021 in a 99-76 win over Santa Clarita Christian.



13 KEITH HIGGINS JR.

Fr. · Guard · 6-4 · Arts and Sciences
 West Hills, Calif. · Chaminade Prep

CAREER HIGHS

Category	Total	Latest
Points	5	at Monmouth (11/16/21)
Rebounds	4	at Monmouth (11/16/21)
Assists	1	at Monmouth (11/16/21)
Minutes	16	at Monmouth (11/16/21)
Steals		
Blocks		
Field Goals	2	at Monmouth (11/16/21)
FG Att.	5	at Rutgers (11/10/21)
3-Point FG	1	at Monmouth (11/16/21)
3-Point Att.	4	at Rutgers (11/10/21)
Free Throws		
FT Att.		

2021-22 SEASON HIGHS

Category	Total	Latest
Points	5	at Monmouth (11/16/21)
Rebounds	4	at Monmouth (11/16/21)
Assists	1	at Monmouth (11/16/21)
Minutes	16	at Monmouth (11/16/21)
Steals		
Blocks		
Field Goals	2	at Monmouth (11/16/21)
FG Att.	5	at Rutgers (11/10/21)
3-Point FG	1	at Monmouth (11/16/21)
3-Point Att.	4	at Rutgers (11/10/21)
Free Throws		
FT Att.		

MISC. CAREER STATS

Category	Total	Latest
Double-Figure Pts.		
20+ Point Games		
5+ assists		
10+ rebounds		
Double-Doubles		

MISC. SEASON STATS

Category	Total	Latest
Double-Figure Pts.		
20+ Point Games		
5+ assists		
10+ rebounds		
Double-Doubles		

GAME-BY-GAME STATS

Opponent	Date	gs	min	Total		3-Pointers		Free throws		Rebounds				pf	a	t/o	blk	stl	pts	avg
				fg-fga	pct	3fg-fga	pct	ft-fa	pct	off	def	tot	avg							
at Rutgers	11/10/21		16	2-5	.400	1-4	.250	0-0	.000	0	4	4	4.0	1	0	1	0	0	5	5.0
NJIT	11/13/21		11	0-2	.000	0-2	.000	0-0	.000	0	1	1	2.5	1	0	0	0	0	0	2.5
at Monmouth	11/16/21		16	2-4	.500	1-2	.500	0-0	.000	1	3	4	3.0	1	1	0	0	0	5	3.3
at Merrimack	11/19/21		6	0-1	.000	0-1	.000	0-0	.000	1	0	1	2.5	2	0	0	0	0	0	2.5
COLUMBIA	11/23/21		12	1-2	.500	1-1	1.000	0-0	.000	0	1	1	2.2	2	0	0	0	0	3	2.6
Totals		0	61	5-14	.357	3-10	.300	0-0	.000	2	9	11	2.2	7	1	1	0	0	13	2.6

Games played: 5
 Minutes/game: 12.2
 Points/game: 2.6
 FG Pct: 35.7
 3FG Pct: 30.0

Rebounds/game: 2.2
 Assists/game: 0.2
 Turnovers/game: 0.2
 Assist/turnover ratio: 1.0

Career Stats

Season	gp-gs	min/avg	Total		3-Point		F-Throws		Rebounds				Scoring							
			fg-fga	pct	fg-fga	pct	ft-fa	pct	off	def	tot	avg	pf	fo	ast	to	blk	stl	pts	avg
2021-22	5-0	61/12.2	5-14	.357	3-10	.300	0-0	.000	2	9	11	2.2	7	0	1	1	0	0	13	2.6
TOTAL	5-0	61/12.2	5-14	.357	3-10	.300	0-0	.000	2	9	11	2.2	7	0	1	1	0	0	13	2.6



2021-22 UPDATE

- Finished with four points, a rebound, assist and steal in win over Columbia (11/23).
- Knocked down a 3-pointer at Monmouth (11/16).
- Had three points, a rebound and assist in the home opener vs. NJIT (11/13).
- Posted six points, including a pair of big dunks, and added a rebound and assist in the season opener at Rutgers (11/10).

BEFORE LEHIGH

Two-time first team All-Section honoree at Greater Latrobe High School ... As a junior, averaged 23 points and five assists while garnering first team All-Section from Pittsburgh Post-Gazette, along with Pittsburgh Tribune Westmoreland County Terrific 10 honors ... As a sophomore, averaged 16 points and four assists, earning second team All-Section ... Named Class 6A first team All-District as a senior ... Westmoreland County Terrific 10 honoree as a junior and senior ... Named Ray Wild Male Athlete of the Year in 2019 ... Also a standout for the PK Flash AAU program ... Was a first team All-Section honoree all four years in volleyball ... Named first team All-State in volleyball as a senior ... Strong in the classroom, graduating in top five percent of his class ... Named Rotary Student of the Month in January of 2019 ... Math Student of the Month in February of 2017 ... Was a Student Council member and member of the National Honor Society.



15 REED FENTON

Jr. · Guard · 6-4 · Chemical Engineering
Latrobe, Pa. · Greater Latrobe

CAREER HIGHS

Category	Total	Latest
Points	19	at Loyola (2/21/21)
Rebounds	8	vs. Lafayette (2/28/21)
Assists	6	vs. Loyola (3/3/20)
Minutes	38	vs. Army (2/1/20)
Steals	2	at Lafayette (2/27/21)
Blocks	2	at Drake (11/21/19)
Field Goals	7	vs. Loyola (1/5/20)
FG Att.	14	vs. Holy Cross (2/12/20)
3-Point FG	6	vs. Army (2/1/20)
3-Point Att.	10	vs. Army (2/1/20)
Free Throws	6	vs. Misericordia (11/18/19)
FT Att.	7	vs. Misericordia (11/18/19)

2021-22 SEASON HIGHS

Category	Total	Latest
Points	6	at Rutgers (11/10/21)
Rebounds	1	vs. Columbia (11/23/21)
Assists	1	vs. Columbia (11/23/21)
Minutes	16	at Rutgers (11/10/21)
Steals	1	vs. Columbia (11/23/21)
Blocks		
Field Goals	2	vs. Columbia (11/23/21)
FG Att.	5	vs. Columbia (11/23/21)
3-Point FG	1	at Monmouth (11/16/21)
3-Point Att.	3	at Monmouth (11/16/21)
Free Throws	2	at Rutgers (11/10/21)
FT Att.	3	at Rutgers (11/10/21)

MISC. CAREER STATS

Category	Total	Latest
Double-Figure Pts.	9	at Loyola (2/20/21)
20+ Point Games		
5+ assists	3	vs. Lafayette (1/2/21)
10+ rebounds		
Double-Doubles		

MISC. SEASON STATS

Category	Total	Latest
Double-Figure Pts.		
20+ Point Games		
5+ assists		
10+ rebounds		
Double-Doubles		

GAME-BY-GAME STATS

Opponent	Date	gs	min	Total		3-Pointers		Free throws		Rebounds					pf	a	t/o	blk	stl	pts	avg
				fg-fga	pct	3fg-fga	pct	ft-fa	pct	off	def	tot	avg								
at Rutgers	11/10/21		16	2-5	.400	0-2	.000	2-3	.667	0	1	1	1.0	2	1	0	0	0	6	6.0	
NJIT	11/13/21		13	1-3	.333	1-3	.333	0-0	.000	0	1	1	1.0	2	1	3	0	0	3	4.5	
at Monmouth	11/16/21		14	1-3	.333	1-3	.333	0-0	.000	0	1	1	1.0	1	0	0	0	0	3	4.0	
at Merrimack	11/19/21		11	0-1	.000	0-0	.000	0-0	.000	0	1	1	1.0	0	1	1	0	0	0	3.0	
COLUMBIA	11/23/21		14	2-5	.400	0-2	.000	0-0	.000	0	1	1	1.0	1	1	0	0	1	4	3.2	
Totals		0	68	6-17	.353	2-10	.200	2-3	.667	0	5	5	1.0	6	4	4	0	1	16	3.2	

Games played: 5
Minutes/game: 13.6
Points/game: 3.2
FG Pct: 35.3
3FG Pct: 20.0
FT Pct: 66.7

Rebounds/game: 1.0
Assists/game: 0.8
Turnovers/game: 0.8
Assist/turnover ratio: 1.0
Steals/game: 0.2

Career Stats

Season	gp-gs	min/avg	Total		3-Point		F-Throws		Rebounds				Scoring							
			fg-fga	pct	fg-fga	pct	ft-fa	pct	off	def	tot	avg	pf	fo	ast	to	blk	stl	pts	avg
2019-20	32-27	824/25.8	79-196	.403	29-89	.326	28-42	.667	13	60	73	2.3	64	1	39	32	8	20	215	6.7
2020-21	15-9	398/26.5	26-86	.302	12-49	.245	23-26	.885	5	33	38	2.5	25	0	22	15	2	12	87	5.8
2021-22	5-0	68/13.6	6-17	.353	2-10	.200	2-3	.667	0	5	5	1.0	6	0	4	4	0	1	16	3.2
TOTAL	52-36	1290/24.8	111-299	.371	43-148	.291	53-71	.746	18	98	116	2.2	95	1	65	51	10	33	318	6.1



2021-22 UPDATE

- Scored first collegiate points, knocking down a 3-pointer late in the home opener vs. NJIT (11/13).

BEFORE LEHIGH

Named All-League, All-Conference and All-Section as a senior at Scarsdale High School ... Finished season with averages of 20.8 points, 9.4 rebounds and 3.8 assists ... Named LHBCA first team and 13th team All-State (New York) ... In 2019, was named All-State honorable mention ... Averaged 15 points, 8.2 rebounds and 4.2 assists.



20 JAYSHEN SAIGAL

So. · Guard · 6-2 · Business
Scarsdale, N.Y. · Scarsdale

CAREER HIGHS

Category	Total	Latest
Points	3	vs. NJIT (11/13/21)
Rebounds		
Assists		
Minutes	3	at Bucknell (1/31/21)
Steals		
Blocks		
Field Goals	1	vs. NJIT (11/13/21)
FG Att.	1	vs. NJIT (11/13/21)
3-Point FG	1	vs. NJIT (11/13/21)
3-Point Att.	1	vs. NJIT (11/13/21)
Free Throws		
FT Att.		

2020-21 SEASON HIGHS

Category	Total	Latest
Points	3	vs. NJIT (11/13/21)
Rebounds		
Assists		
Minutes	2	vs. NJIT (11/13/21)
Steals		
Blocks		
Field Goals	1	vs. NJIT (11/13/21)
FG Att.	1	vs. NJIT (11/13/21)
3-Point FG	1	vs. NJIT (11/13/21)
3-Point Att.	1	vs. NJIT (11/13/21)
Free Throws		
FT Att.		

MISC. CAREER STATS

Category	Total	Latest
Double-Figure Pts.		
20+ Point Games		
5+ assists		
10+ rebounds		
Double-Doubles		

MISC. SEASON STATS

Category	Total	Latest
Double-Figure Pts.		
20+ Point Games		
5+ assists		
10+ rebounds		
Double-Doubles		

GAME-BY-GAME STATS

Opponent	Date	gs	min	Total		3-Pointers		Free throws		Rebounds				pf	a	t/o	blk	stl	pts	avg
				fg-fga	pct	3fg-fga	pct	ft-fa	pct	off	def	tot	avg							
NJIT	11/13/21	2		1-1	1.000	1-1	1.000	0-0	.000	0	0	0	0.0	0	0	0	0	0	3	3.0
Totals		0	2	1-1	1.000	1-1	1.000	0-0	.000	0	0	0	0.0	0	0	0	0	3	3.0	

Games played: 1
Minutes/game: 2.0
Points/game: 3.0
FG Pct: 100.0
3FG Pct: 100.0

Career Stats

Season	gp-gs	min/avg	Total		3-Point		F-Throws		Rebounds				Scoring								
			fg-fga	pct	fg-fga	pct	ft-fa	pct	off	def	tot	avg	pf	fo	ast	to	blk	stl	pts	avg	
2020-21	4-0	5/1.3	0-1	.000	0-1	.000	0-0	.000	0	0	0	0.0	0	0	0	0	0	0	0	0	0.0
2021-22	1-0	2/2.0	1-1	1.000	1-1	1.000	0-0	.000	0	0	0	0.0	0	0	0	0	0	0	0	3	3.0
TOTAL	5-0	7/1.4	1-2	.500	1-2	.500	0-0	.000	0	0	0	0.0	0	0	0	0	0	0	3	0.6	



2021-22 UPDATE

- Saw first-collegiate action in the season opener vs. NJIT (11/13).

BEFORE LEHIGH

Four-year varsity player and captain senior year at The Walker School ... Was a 1,000 point scorer ... The Walker School's all-time leading rebounder ... Won the Deflection Award junior year ... As a senior, was awarded "The Wolverine Award" - given to the player who exemplifies leadership, integrity, work ethic and academic excellence on a daily basis ... Helped lead team to the Sweet Sixteen in the Georgia High School Basketball Tournament 1A Division in 2017-2018 and 2018-2019 ... Advanced to the Elite Eight in the 2019-2020 season ... Was a second-team all-region honoree in 2016-2017, 2017-2018 and 2019-2020 ... Off the court, was one of 16 seniors selected for The Walker School's competitive Peer Leadership Program. Students are selected for being positive role models, leadership, and scholarship ... In the position, mentored an incoming freshman advisory with a fellow classmate...transfer from Bowdoin College.



21 BURKE CHEBUHAR

Fr. · Forward · 6-8 · Business
Marietta, Ga. · The Walker School

CAREER HIGHS

Category	Total	Latest
Points		
Rebounds		
Assists		
Minutes	2	vs. NJIT (11/13/21)
Steals		
Blocks		
Field Goals		
FG Att.		
3-Point FG		
3-Point Att.		
Free Throws		
FT Att.		

2021-22 SEASON HIGHS

Category	Total	Latest
Points		
Rebounds		
Assists		
Minutes	2	vs. NJIT (11/13/21)
Steals		
Blocks		
Field Goals		
FG Att.		
3-Point FG		
3-Point Att.		
Free Throws		
FT Att.		

MISC. CAREER STATS

Category	Total	Latest
Double-Figure Pts.		
20+ Point Games		
5+ assists		
10+ rebounds		
Double-Doubles		

MISC. SEASON STATS

Category	Total	Latest
Double-Figure Pts.		
20+ Point Games		
5+ assists		
10+ rebounds		
Double-Doubles		

GAME-BY-GAME STATS

Opponent	Date	gs	min	Total		3-Pointers		Free throws		Rebounds					pf	a	t/o	blk	stl	pts	avg
				fg-fga	pct	3fg-fga	pct	ft-fta	pct	off	def	tot	avg								
NJIT	11/13/21	2		0-0	.000	0-0	.000	0-0	.000	0	0	0	0.0	0	0	0	0	0	0	0	0.0
Totals		0	2	0-0	.000	0-0	.000	0-0	.000	0	0	0	0.0	0	0	0	0	0	0	0	0.0

Games played: 1
Minutes/game: 2.0

Career Stats

Season	gp-gs	min/avg	Total		3-Point		F-Throws		Rebounds				Scoring									
			fg-fga	pct	fg-fga	pct	ft-fta	pct	off	def	tot	avg	pf	fo	ast	to	blk	stl	pts	avg		
2021-22	1-0	2/2.0	0-0	.000	0-0	.000	0-0	.000	0	0	0	0.0	0	0	0	0	0	0	0	0	0	0.0
TOTAL	1-0	2/2.0	0-0	.000	0-0	.000	0-0	.000	0	0	0	0.0	0	0	0	0	0	0	0	0	0	0.0



2021-22 UPDATE

- Had two points and two steals in win over Columbia (11/23).
- Playing in front of many friends and family in a homecoming game, posted two points, an assist, rebound and first-career steal at Merrimack (11/19).
- Posted two points and a rebound at Monmouth (11/16).
- Scored first-collegiate points, finishing with five - along with three assists - in the home opener vs. NJIT (11/13).
- Grabbed a rebound in collegiate debut at Rutgers (11/10).

BEFORE LEHIGH

From the Brooks School, was named a three-star recruit by both ESPN and Rivals ... Top 50 nationally ranked point guard according to Corey Evans ... Finished senior year as the No. 1 ranked point guard in Massachusetts by ESPN and top five overall in the state ... Named All-NEPSAC and All-ISL as a sophomore ... In 2018, scored 35 points in a game, which was the school's second-highest total in the past 20 years for a Brooks player ... Through his junior year, owned 1,145 career points, averaging 13.4 points and 4.1 rebounds over his high school career ... Named a prefect at Brooks School - a significant leadership distinction for a senior. Prefects are appointed to work with the younger students and help them feel welcome as they adjust to living away from home. Prefects are student leaders, described as doers and omnipresent on campus; they give of themselves and their talents generously.

22 TYLER WHITNEY-SIDNEY

Fr. · G · 6-2 · Arts and Sciences
Somerville, Mass. · Brooks School

CAREER HIGHS

Category	Total	Latest
Points	5	vs. NJIT (11/13/21)
Rebounds	1	at Merrimack (11/19/21)
Assists	3	vs. NJIT (11/13/21)
Minutes	18	at Merrimack (11/19/21)
Steals	2	vs. Columbia (11/23/21)
Blocks		
Field Goals	1	at Monmouth (11/16/21)
FG Att.	4	at Rutgers (11/10/21)
3-Point FG		
3-Point Att.	1	at Monmouth (11/16/21)
Free Throws	3	vs. NJIT (11/13/21)
FT Att.	4	vs. NJIT (11/13/21)

2020-21 SEASON HIGHS

Category	Total	Latest
Points	5	vs. NJIT (11/13/21)
Rebounds	1	at Merrimack (11/19/21)
Assists	3	vs. NJIT (11/13/21)
Minutes	18	at Merrimack (11/19/21)
Steals	2	vs. Columbia (11/23/21)
Blocks		
Field Goals	1	at Monmouth (11/16/21)
FG Att.	4	at Rutgers (11/10/21)
3-Point FG		
3-Point Att.	1	at Monmouth (11/16/21)
Free Throws	3	vs. NJIT (11/13/21)
FT Att.	4	vs. NJIT (11/13/21)

GAME-BY-GAME STATS

Opponent	Date	gs	min	Total		3-Pointers		Free throws		Rebounds				pf	a	t/o	blk	stl	pts	avg
				fg-fga	pct	3fg-fga	pct	ft-fta	pct	off	def	tot	avg							
at Rutgers	11/10/21		12	0-4	.000	0-0	.000	0-0	.000	1	0	1	1.0	3	0	2	0	0	0	0.0
NJIT	11/13/21		14	1-2	.500	0-1	.000	3-4	.750	0	0	0	0.5	4	3	2	0	0	5	2.5
at Monmouth	11/16/21		6	1-2	.500	0-1	.000	0-0	.000	0	1	1	0.7	1	0	2	0	0	2	2.3
at Merrimack	11/19/21		18	1-2	.500	0-0	.000	0-0	.000	0	1	1	0.8	2	1	3	0	1	2	2.3
COLUMBIA	11/23/21		7	0-1	.000	0-0	.000	2-4	.500	0	0	0	0.6	0	0	0	0	2	2	2.2
Totals		0	57	3-11	.273	0-2	.000	5-8	.625	1	2	3	0.6	10	4	9	0	3	11	2.2

Games played: 5
Minutes/game: 11.4
Points/game: 2.2
FG Pct: 27.3
3FG Pct: 0.0
FT Pct: 62.5

Rebounds/game: 0.6
Assists/game: 0.8
Turnovers/game: 1.8
Assist/turnover ratio: 0.4
Steals/game: 0.6

MISC. CAREER STATS

Category	Total	Latest
Double-Figure Pts.		
20+ Point Games		
5+ assists		
10+ rebounds		
Double-Doubles		

MISC. SEASON STATS

Category	Total	Latest
Double-Figure Pts.		
20+ Point Games		
5+ assists		
10+ rebounds		
Double-Doubles		

Career Stats

Season	gp-gs	min/avg	Total		3-Point		F-Throws		Rebounds				Scoring							
			fg-fga	pct	fg-fga	pct	ft-fta	pct	off	def	tot	avg	pf	fo	ast	to	blk	stl	pts	avg
2021-22	5-0	57/11.4	3-11	.273	0-2	.000	5-8	.625	1	2	3	0.6	10	0	4	9	0	3	11	2.2
TOTAL	5-0	57/11.4	3-11	.273	0-2	.000	5-8	.625	1	2	3	0.6	10	0	4	9	0	3	11	2.2



25 BEN KNOSTMAN

Fr. · Guard · 6-5 · Arts and Sciences
Dayton, Ohio · Tippecanoe High School

CAREER HIGHS

Category	Total	Latest
Points	5	vs. Columbia (11/23/21)
Rebounds	4	at Merrimack (11/19/21)
Assists	4	vs. Columbia (11/23/21)
Minutes	33	vs. Columbia (11/23/21)
Steals	2	vs. Columbia (11/23/21)
Blocks	1	at Monmouth (11/16/21)
Field Goals	2	vs. Columbia (11/23/21)
FG Att.	3	vs. Columbia (11/23/21)
3-Point FG	1	vs. Columbia (11/23/21)
3-Point Att.	2	vs. Columbia (11/23/21)
Free Throws	1	at Monmouth (11/16/21)
FT Att.	2	at Monmouth (11/16/21)

2021-22 SEASON HIGHS

Category	Total	Latest
Points	5	vs. Columbia (11/23/21)
Rebounds	4	at Merrimack (11/19/21)
Assists	4	vs. Columbia (11/23/21)
Minutes	33	vs. Columbia (11/23/21)
Steals	2	vs. Columbia (11/23/21)
Blocks	1	at Monmouth (11/16/21)
Field Goals	2	vs. Columbia (11/23/21)
FG Att.	3	vs. Columbia (11/23/21)
3-Point FG	1	vs. Columbia (11/23/21)
3-Point Att.	2	vs. Columbia (11/23/21)
Free Throws	1	at Monmouth (11/16/21)
FT Att.	2	at Monmouth (11/16/21)

MISC. CAREER STATS

Category	Total	Latest
Double-Figure Pts.		
20+ Point Games		
5+ assists		
10+ rebounds		
Double-Doubles		

MISC. SEASON STATS

Category	Total	Latest
Double-Figure Pts.		
20+ Point Games		
5+ assists		
10+ rebounds		
Double-Doubles		

2021-22 UPDATE

- Solid all-around effort, posting five points, four assists and two steals in win over Columbia (11/23). Was 2-of-3 from the field and 1-of-2 from 3-point range.
- Posted four rebounds and four assists at Merrimack (11/19).
- Had a point, four assists and first-career block and steal at Monmouth (11/16).
- Knocked down first-collegiate 3-pointer in the home opener vs. NJIT (11/13).
- Strong collegiate debut at Rutgers (11/10), posting four points and four assists while turning the ball over just once in 28 minutes running the point. Shot 2-of-3 from the field.

BEFORE LEHIGH

Averaged 14.1 points, 9.1 assists, 9.1 rebounds, 2.3 steals and 2.2 blocks per game as a senior ... Along with his tremendous statistics, led Tippecanoe High School to an undefeated record in its league, and the team's first district championship in 12 years ... Was a two-time MVL Player of the Year (and first team honoree) ... Twice named first team All-District 9, and was the District 9 Player of the Year as a senior ... Named the Southwest District's Player of the Year as a senior (and named to the first team) ... First team All-Ohio as a senior as well.



GAME-BY-GAME STATS

Opponent	Date	gs	min	Total		3-Pointers		Free throws		Rebounds				Scoring							
				fg-fga	pct	3fg-fga	pct	ft-fga	pct	off	def	tot	avg	pf	a	t/o	blk	stl	pts	avg	
at Rutgers	11/10/21	*	28	2-3	.667	0-0	.000	0-0	.000	0	3	3	3.0	3	4	1	0	0	4	4.0	
NJIT	11/13/21	*	21	1-2	.500	1-2	.500	0-0	.000	0	1	1	2.0	4	0	6	0	0	3	3.5	
at Monmouth	11/16/21	*	27	0-0	.000	0-0	.000	1-2	.500	0	1	1	1.7	1	4	3	1	1	1	2.7	
at Merrimack	11/19/21	*	24	0-0	.000	0-0	.000	0-0	.000	1	3	4	2.3	1	4	1	0	0	0	2.0	
COLUMBIA	11/23/21	*	33	2-3	.667	1-2	.500	0-0	.000	0	0	0	1.8	1	4	4	0	2	5	2.6	
Totals			5	133	5-8	.625	2-4	.500	1-2	.500	1	8	9	1.8	10	16	15	1	3	13	2.6

Games played: 5
Minutes/game: 26.6
Points/game: 2.6
FG Pct: 62.5
3FG Pct: 50.0
FT Pct: 50.0

Rebounds/game: 1.8
Assists/game: 3.2
Turnovers/game: 3.0
Assist/turnover ratio: 1.1
Steals/game: 0.6
Blocks/game: 0.2

Career Stats

Season	gp-gs	min/avg	Total		3-Point		F-Throws		Rebounds				Scoring							
			fg-fga	pct	fg-fga	pct	ft-fga	pct	off	def	tot	avg	pf	fo	ast	to	blk	stl	pts	avg
2021-22	5-5	133/26.6	5-8	.625	2-4	.500	1-2	.500	1	8	9	1.8	10	0	16	15	1	3	13	2.6
TOTAL	5-5	133/26.6	5-8	.625	2-4	.500	1-2	.500	1	8	9	1.8	10	0	16	15	1	3	13	2.6



35 DOMINIC PAROLIN

So. - Forward/Center · 6-8 · Mathematics
Coquitlam, B.C. · Centennial Secondary

CAREER HIGHS

Category	Total	Latest
Points	15	at Loyola (2/21/21)
Rebounds	14	at Rutgers (11/10/21)
Assists	5	at Holy Cross (1/23/21)
Minutes	38	at Rutgers (11/10/21)
Steals	2	at Boston U. (3/3/21)
Blocks	3	at Monmouth (11/16/21)
Field Goals	7	at Loyola (2/21/21)
FG Att.	11	at Loyola (2/21/21)
3-Point FG		
3-Point Att.	1	at Navy (1/10/21)
Free Throws	6	at Lafayette (1/3/21)
FT Att.	7	at Rutgers (11/10/21)

2021-22 SEASON HIGHS

Category	Total	Latest
Points	13	at Rutgers (11/10/21)
Rebounds	14	at Rutgers (11/10/21)
Assists	3	vs. Columbia (11/23/21)
Minutes	38	at Rutgers (11/10/21)
Steals	1	vs. Columbia (11/23/21)
Blocks	3	at Monmouth (11/16/21)
Field Goals	5	vs. Columbia (11/23/21)
FG Att.	9	at Merrimack (11/19/21)
3-Point FG		
3-Point Att.		
Free Throws	5	at Rutgers (11/10/21)
FT Att.	7	at Rutgers (11/10/21)

MISC. CAREER STATS

Category	Total	Latest
Double-Figure Pts.	5	vs. Columbia (11/23/21)
20+ Point Games		
5+ assists	1	at Holy Cross (1/23/21)
10+ rebounds	3	at Merrimack (11/19/21)
Double-Doubles	1	at Loyola (2/21/21)

MISC. SEASON STATS

Category	Total	Latest
Double-Figure Pts.	3	vs. Columbia (11/23/21)
20+ Point Games		
5+ assists		
10+ rebounds	2	at Merrimack (11/19/21)

2021-22 UPDATE

- Tallied 12 points on 5-of-6 shooting, while adding seven rebounds, three assists, two blocks and a steal in impressive all-around effort vs. Columbia (11/23).
- Scored four points while grabbing 12 rebounds and adding two assists and a block at Merrimack (11/19).
- Finished with 10 points, seven rebounds and career-high tying three blocks at Monmouth (11/16).
- Had two points, five rebounds, two assists and a steal in the home opener vs. NJIT (11/13).
- Impressed in season opener at Rutgers (11/10). Making first-career start, posted second-career double-double with 13 points and a career-high 14 rebounds in a career-high 38 minutes. Also had two assists and a block.



BEFORE LEHIGH

Averaged 29 points, 17 rebounds, 4.7 assists, 4.3 blocks and 3.2 steals during an impressive high school career at Centennial Secondary School ... Included were averages of 31 points, 17 rebounds, five assists and three blocks as a senior ... Led team to a No. 1 ranking in the province for the first half of his senior year ... Led team to a fifth-place finish in Provincial Championship, averaging 36 points and being named a first team All-Star ... Served as a team captain as a senior ... Named Fraser North Regional Tournament MVP ... Named a BC Provincial First All-Star and was a Canadian All-Star ... Named to the Biosteel All-Canadian Team as a top 24 high school player in the country ... Also highlighted as the biggest sleeper in his class by North Pole Hoops ... Had a 41-point, 20-rebound effort in a Tsumura Basketball Invitational championship final victory, which helped him earn tournament MVP ... Garnered an invitation to the Canadian U18 National Team's final selection camp ... In the summer of 2019, was a member of the BC Provincial U17 team ... Also competed for Drive Basketball in the Under Armour Rise Circuit ... In the classroom, posted a stellar 4.0 grade point average throughout high school.

GAME-BY-GAME STATS

Opponent	Date	gs	min	Total		3-Pointers		Free throws		Rebounds				pf	a	t/o	blk	stl	pts	avg	
				fg-fga	pct	3fg-fga	pct	ft-fga	pct	off	def	tot	avg								
at Rutgers	11/10/21	*	38	4-7	.571	0-0	.000	5-7	.714	2	12	14	14.0	3	2	4	1	0	13	13.0	
NJIT	11/13/21	*	20	0-1	.000	0-0	.000	2-2	1.000	1	4	5	9.5	3	2	0	1	2	7.5		
at Monmouth	11/16/21	*	30	4-9	.444	0-0	.000	2-3	.667	1	6	7	8.7	4	0	3	3	0	10	8.3	
at Merrimack	11/19/21	*	34	1-9	.111	0-0	.000	2-3	.667	4	8	12	9.5	3	2	2	1	0	4	7.3	
COLUMBIA	11/23/21	*	27	5-6	.833	0-0	.000	2-3	.667	3	4	7	9.0	2	3	1	2	1	12	8.2	
Totals			5	149	14-32	.438	0-0	.000	13-18	.722	11	34	45	9.0	15	9	12	7	2	41	8.2

Games played: 5
Minutes/game: 29.8
Points/game: 8.2
FG Pct: 43.8
FT Pct: 72.2

Rebounds/game: 9.0
Assists/game: 1.8
Turnovers/game: 2.4
Assist/turnover ratio: 0.8
Steals/game: 0.4
Blocks/game: 1.4

Career Stats

Season	gp-gs	min/avg	Total		3-Point		F-Throws		Rebounds				Scoring							
			fg-fga	pct	fg-fga	pct	ft-fga	pct	off	def	tot	avg	pf	fo	ast	to	blk	stl	pts	avg
2020-21	15-0	282/18.8	32-68	.471	0-1	.000	28-36	.778	25	40	65	4.3	27	0	13	13	5	10	92	6.1
2021-22	5-5	149/29.8	14-32	.438	0-0	.000	13-18	.722	11	34	45	9.0	15	0	9	12	7	2	41	8.2
TOTAL	20-5	431/21.6	46-100	.460	0-1	.000	41-54	.759	36	74	110	5.5	42	0	22	25	12	12	133	6.7



2021-22 UPDATE

- Made collegiate debut in the home opener vs. NJIT (11/13), posting a point, rebound and steal.

BEFORE LEHIGH

Standout at Rolling Hills Preparatory in California, averaging a double-double over career ... Named All-CIF first team in 2019 and 2020 and All-CIF second team in 2017 and 2018 ... As a junior, was named the CIF Southern Section Division 3AA Boys Basketball Player of the Year ... Won the John Wooden High School Player of the Year Award ... Named the 2018-2019 MaxPreps California Division 3 MVP ... Garnered Hoophall West MVP recognition ... Helped Rolling Hills to three CIF Southern Section 4A Championships ... As a freshman, won a Division 5 State Title and Southern Section 5A Championship ... Was also twice named Coastal League first team and twice named a Coastal League MVP ... Strong in the classroom as a member of the National Honor Society ... Was an honor roll student as well.



42 JT TAN

So. · Center · 6-8 · Arts and Sciences
Redondo Beach, Calif. · Rolling Hills Prep

CAREER HIGHS

Category	Total	Latest
Points	1	vs. NJIT (11/13/21)
Rebounds	1	vs. NJIT (11/13/21)
Assists		
Minutes	6	vs. NJIT (11/13/21)
Steals	1	vs. NJIT (11/13/21)
Blocks		
Field Goals		
FG Att.	3	vs. NJIT (11/13/21)
3-Point FG		
3-Point Att.		
Free Throws	1	vs. NJIT (11/13/21)
FT Att.	2	vs. NJIT (11/13/21)

2021-22 SEASON HIGHS

Category	Total	Latest
Points	1	vs. NJIT (11/13/21)
Rebounds	1	vs. NJIT (11/13/21)
Assists		
Minutes	6	vs. NJIT (11/13/21)
Steals	1	vs. NJIT (11/13/21)
Blocks		
Field Goals		
FG Att.	3	vs. NJIT (11/13/21)
3-Point FG		
3-Point Att.		
Free Throws	1	vs. NJIT (11/13/21)
FT Att.	2	vs. NJIT (11/13/21)

MISC. CAREER STATS

Category	Total	Latest
Double-Figure Pts.		
20+ Point Games		
5+ assists		
10+ rebounds		
Double-Doubles		

MISC. SEASON STATS

Category	Total	Latest
Double-Figure Pts.		
20+ Point Games		
5+ assists		
10+ rebounds		
Double-Doubles		

GAME-BY-GAME STATS

Opponent	Date	gs min		Total		3-Pointers		Free throws		Rebounds				Misc						
		gs	min	fg-fga	pct	3fg-fga	pct	ft-fta	pct	off	def	tot	avg	pf	a	t/o	blk	stl	pts	avg
NJIT	11/13/21		6	0-3	.000	0-0	.000	1-2	.500	1	0	1	1.0	1	0	0	0	1	1	1.0
Totals			6	0-3	.000	0-0	.000	1-2	.500	1	0	1	1.0	1	0	0	0	1	1	1.0

Games played: 1
 Minutes/game: 6.0
 Points/game: 1.0
 FG Pct: 0.0
 FT Pct: 50.0
 Rebounds/game: 1.0
 Steals/game: 1.0


Career Stats

Season	gp-gs	min/avg	Total		3-Point		F-Throws		Rebounds				Misc					Scoring		
			fg-fga	pct	fg-fga	pct	ft-fta	pct	off	def	tot	avg	pf	fo	ast	to	blk	stl	pts	avg
2021-22	1-0	6/6.0	0-3	.000	0-0	.000	1-2	.500	1	0	1	1.0	1	0	0	0	0	1	1	1.0
TOTAL	1-0	6/6.0	0-3	.000	0-0	.000	1-2	.500	1	0	1	1.0	1	0	0	0	0	1	1	1.0



2021-22 UPDATE

- Finished with six points, five rebounds, a block and steal in win over Columbia (11/23).
- Tallied four points and a rebound at Merrimack (11/19).
- Had seven points, two rebounds and a block at Monmouth (11/16).
- Posted two points and three rebounds vs. NJIT (11/13).
- Began season with two points and a rebound at Rutgers (11/10).



BEFORE LEHIGH

Came to Lehigh after a strong career playing with multiple Division I players at Seattle Prep under Coach Mike Kelly, the same school (and coach) that produced former Mountain Hawks' captain Jordan Hamilton '12 ... Was named first team All-Metro League and first team All-State ... Named to the Nike EYBL Watch List in 2017 ... Was a 1,000 point scorer at Seattle Prep in three years of varsity basketball ... Leading scorer for 3A team in the All-Star Game vs. 4A ... Selected to play in the Northwestern Shootout Washington vs. Oregon All-Star Game ... Ranked as a three-star recruit by ESPN ... Ranked among the top 50 centers in the class of 2018 by ESPN ... Prior to time with Seattle Rotary, also played AAU basketball for Coach Jim Marsh of Friends of Hoop Seattle.

44

NIC LYNCH

Sr. · Center · 6-11 · Political Science
Seattle, Wash. · Seattle Prep

CAREER HIGHS

Category	Total	Latest
Points	25	vs. Army (2/1/20)
Rebounds	13	vs. Army (2/1/20)
Assists	2	vs. Bucknell (1/30/21)
Minutes	35	vs. Army (2/1/20)
Steals	1	at Boston U. (3/3/21)
Blocks	3	vs. Navy (1/9/21)
Field Goals	10	at Lafayette (1/3/21)
FG Att.	16	at Lafayette (1/3/21)
3-Point FG	1	at Lafayette (2/27/21)
3-Point Att.	2	at Lafayette (2/27/21)
Free Throws	8	vs. Lafayette (1/2/21)
FT Att.	10	vs. Lafayette (1/2/21)

2021-22 SEASON HIGHS

Category	Total	Latest
Points	7	at Monmouth (11/16/21)
Rebounds	5	vs. Columbia (11/23/21)
Assists		
Minutes	16	at Monmouth (11/16/21)
Steals	1	vs. Columbia (11/23/21)
Blocks	1	vs. Columbia (11/23/21)
Field Goals	3	vs. Columbia (11/23/21)
FG Att.	6	vs. Columbia (11/23/21)
3-Point FG		
3-Point Att.	1	vs. NJIT (11/13/21)
Free Throws	3	at Monmouth (11/16/21)
FT Att.	3	at Monmouth (11/16/21)

MISC. CAREER STATS

Category	Total	Latest
Double-Figure Pts.	25	at Lafayette (2/27/21)
20+ Point Games	4	at Lafayette (2/27/21)
5+ assists		
10+ rebounds	4	vs. Army (2/1/20)
Double-Doubles	4	vs. Army (2/1/20)

MISC. SEASON STATS

Category	Total	Latest
Double-Figure Pts.		
20+ Point Games		
5+ assists		
10+ rebounds		
Double-Doubles		

GAME-BY-GAME STATS

Opponent	Date	gs	min	Total		3-Pointers		Free throws		Rebounds				pf	a	t/o	blk	stl	pts	avg
				fg-fga	pct	3fg-fga	pct	ft-fa	pct	off	def	tot	avg							
at Rutgers	11/10/21	7	1-2	.500	0-0	.000	0-0	.000	0	1	1	1.0	2	0	2	0	0	2	2.0	
NJIT	11/13/21	12	1-5	.200	0-1	.000	0-0	.000	1	2	3	2.0	2	0	1	0	0	2	2.0	
at Monmouth	11/16/21	16	2-5	.400	0-0	.000	3-3	1.000	0	2	2	2.0	2	0	0	1	0	7	3.7	
at Merrimack	11/19/21	7	1-4	.250	0-0	.000	2-2	1.000	1	0	1	1.8	0	0	0	0	0	4	3.8	
COLUMBIA	11/23/21	13	3-6	.500	0-0	.000	0-0	.000	2	3	5	2.4	0	0	0	1	1	6	4.2	
Totals		0	55	8-22	.364	0-1	.000	5-5	1.000	4	8	12	2.4	6	0	3	2	1	21	4.2

Games played: 5
Minutes/game: 11.0
Points/game: 4.2
FG Pct: 36.4
3FG Pct: 0.0
FT Pct: 100.0

Rebounds/game: 2.4
Turnovers/game: 0.6
Steals/game: 0.2
Blocks/game: 0.4

Career Stats

Season	gp-gs	min/avg	Total		3-Point		F-Throws		Rebounds				Scoring							
			fg-fga	pct	fg-fga	pct	ft-fa	pct	off	def	tot	avg	pf	fo	ast	to	blk	stl	pts	avg
2018-19	31-0	372/12.0	49-106	.462	0-0	.000	21-42	.500	34	69	103	3.3	66	1	1	31	14	6	119	3.8
2019-20	19-18	441/23.2	80-142	.563	0-0	.000	22-35	.629	26	71	97	5.1	52	3	5	33	9	5	182	9.6
2020-21	15-15	361/24.1	79-160	.494	1-2	.500	23-32	.719	23	44	67	4.5	41	0	10	16	10	3	182	12.1
2021-22	5-0	55/11.0	8-22	.364	0-1	.000	5-5	1.000	4	8	12	2.4	6	0	0	3	2	1	21	4.2
TOTAL	70-33	1229/17.6	216-430	.502	1-3	.333	71-114	.623	87	192	279	4.0	165	4	16	83	35	15	504	7.2

OVERALL STATISTICS

RECORD:	OVERALL	HOME	AWAY	NEUTRAL
ALL GAMES	1-4	1-1	0-3	0-0
CONFERENCE	0-0	0-0	0-0	0-0
NON-CONFERENCE	1-4	1-1	0-3	0-0

#	Player	gp-gs	min	avg	Total		3-Point		F-Throw		Rebounds				pf	dq	a	to	blk	stl	pts	avg
					fg-fga	fg%	3fg-fga	3fg%	ft-fa	ft%	off	def	tot	avg								
01	Wilson,Jeameril	5-5	134	26.8	23-42	.548	2-8	.250	12-16	.750	4	24	28	5.6	9	0	8	17	4	3	60	12.0
11	Wilson,Marques	5-5	151	30.2	20-53	.377	6-23	.261	14-20	.700	5	5	10	2.0	12	0	4	16	2	6	60	12.0
05	Taylor,Evan	5-5	144	28.8	21-50	.420	7-20	.350	7-11	.636	2	29	31	6.2	12	0	6	6	3	7	56	11.2
35	Parolin,Dominic	5-5	149	29.8	14-32	.438	0-0	.000	13-18	.722	11	34	45	9.0	15	0	9	12	7	2	41	8.2
00	Alamudun,Jakob	4-0	54	13.5	10-20	.500	1-3	.333	3-4	.750	2	6	8	2.0	5	0	4	4	0	1	24	6.0
44	Lynch,Nic	5-0	55	11.0	8-22	.364	0-1	.000	5-5	1.000	4	8	12	2.4	6	0	0	3	2	1	21	4.2
15	Fenton,Reed	5-0	68	13.6	6-17	.353	2-10	.200	2-3	.667	0	5	5	1.0	6	0	4	4	0	1	16	3.2
02	Betlow,Jake	2-0	9	4.5	2-3	.667	2-3	.667	0-0	.000	0	0	0	0.0	1	0	0	0	0	0	6	3.0
20	Saigal,Jayshen	1-0	2	2.0	1-1	1.000	1-1	1.000	0-0	.000	0	0	0	0.0	0	0	0	0	0	0	3	3.0
13	Higgins Jr.,Keith	5-0	61	12.2	5-14	.357	3-10	.300	0-0	.000	2	9	11	2.2	7	0	1	1	0	0	13	2.6
25	Knostman,Ben	5-5	133	26.6	5-8	.625	2-4	.500	1-2	.500	1	8	9	1.8	10	0	16	15	1	3	13	2.6
22	Whitney-Sidney,Tyler	5-0	57	11.4	3-11	.273	0-2	.000	5-8	.625	1	2	3	0.6	10	0	4	9	0	3	11	2.2
42	Tan,JT	1-0	6	6.0	0-3	.000	0-0	.000	1-2	.500	1	0	1	1.0	1	0	0	0	0	1	1	1.0
21	Chebuhar,Burke	1-0	2	2.0	0-0	.000	0-0	.000	0-0	.000	0	0	0	0.0	0	0	0	0	0	0	0	0.0
Team											6	14	20				3					
Total.....		5	1025		118-276	.428	26-85	.306	63-89	.708	39	144	183	36.6	94	0	56	90	19	28	325	65.0
Opponents.....		5	1025		121-305	.397	30-81	.370	86-107	.804	50	131	181	36.2	84	-	49	57	26	51	358	71.6

TEAM STATISTICS	LEHIGH	OPP	Date	Opponent	Score	Att.
SCORING	325	358	11/10/21	at Rutgers	70-73	8000
Points per game	65.0	71.6	11/13/21	NJIT	56-73	782
Scoring margin	-6.6	-	11/16/21	at Monmouth	75-85	1933
FIELD GOALS-ATT	118-276	121-305	11/19/21	at Merrimack	45-55	3000
Field goal pct	.428	.397	11/23/21	COLUMBIA	79-72	618
3 POINT FG-ATT	26-85	30-81	* - Conference game			
3-point FG pct	.306	.370				
3-pt FG made per game	5.2	6.0				
FREE THROWS-ATT	63-89	86-107				
Free throw pct	.708	.804				
F-Throws made per game	12.6	17.2				
REBOUNDS	183	181				
Rebounds per game	36.6	36.2				
Rebounding margin	+0.4	-				
ASSISTS	56	49				
Assists per game	11.2	9.8				
TURNOVERS	90	57				
Turnovers per game	18.0	11.4				
Turnover margin	-6.6	-				
Assist/turnover ratio	0.6	0.9				
STEALS	28	51				
Steals per game	5.6	10.2				
BLOCKS	19	26				
Blocks per game	3.8	5.2				
ATTENDANCE	1400	12933				
Home games-Avg/Game	2-700	3-4311				
Neutral site-Avg/Game	-	0-0				

Score by Periods	1st	2nd	OT	Totals
Lehigh	156	162	7	325
Opponents	167	181	10	358

BOX SCORES

5

LEHIGH 79, COLUMBIA 72

Nov. 23 | Bethlehem, Pa. | Stabler Arena



Official Basketball Box Score - Final
Columbia at Lehigh
11/23/21 Stabler Arena, Bethlehem
2021-22 Men's Basketball

Game Time: 7:00 PM
Game Duration: 1:58
Attendance: 618

Officials: Rob Riley, Byron Taylor, Vasil Rousseas

Columbia - 72

Record: 2-3

NO.	Name	Min	FG		3P		FT		Rebounds		Fouls		TP	AS	TO	ST	Blocks		+/-
			M/A	A	M/A	A	O/R	D/R	TOT	P	F	BS					BA		
4	Liam Murphy	28:39	4-11	2-8	0-0	1-8	3	0	10	0	3	1	1	1	7				
25	Patrick Harding	19:52	2-7	0-0	2-2	2-9	11	2	1	6	1	2	0	0	1	12			
1	Luke Bolster	18:33	1-2	1-1	2-2	0-1	1	1	5	2	1	0	0	0	-1				
3	Zavian McLean	23:21	2-7	0-1	2-2	0-1	1	4	1	6	0	0	3	0	-1				
15	Geronimo Rubio De La Rosa	36:37	9-20	2-5	4-4	3-3	6	1	4	24	3	5	1	0	2	2			
0	Jaden Cooper	09:31	1-2	0-0	1-2	0-1	1	1	1	3	0	2	0	0	0	-10			
11	Josh Oduowo	21:29	3-6	0-0	2-4	3-1	4	3	3	8	0	3	2	0	2	-18			
20	Robbie Stankard	11:07	0-1	0-1	0-0	0-1	1	2	1	0	0	1	1	0	0	-12			
35	Noah Robledo	09:55	0-2	0-1	6-6	0-0	0	1	4	6	0	0	0	1	0	-5			
12	Cameron Shockley-Okeke	04:09	1-2	0-0	0-0	0-1	1	0	0	2	1	0	0	1	0	-7			
32	Maka Ellis	16:47	1-2	0-0	0-0	0-0	0	2	0	2	0	0	0	0	0	-2			
Team									6	0	6	0	0						
Totals			24-62	5-15	19-22	15	26	41	21	16	72	7	17	8	3	6	-7		

Shooting By Period			
1st	FG%	12-29	41.4%
	3PT%	3-7	42.9%
	FT%	4-6	66.7%
2nd	FG%	12-33	36.4%
	3PT%	2-8	25.0%
	FT%	15-16	93.8%
GM	FG%	24-62	38.7%
	3PT%	5-15	33.3%
	FT%	19-22	86.4%
Dead Ball Rebounds: 2.0			

Technical Fouls: Coach 1st10:47 Rubio De La Rosa 2nd10:27

Lehigh - 79

Record: 1-4

NO.	Name	Min	FG		3P		FT		Rebounds		Fouls		TP	AS	TO	ST	Blocks		+/-
			M/A	A	M/A	A	O/R	D/R	TOT	P	F	BS					BA		
1	Jeameril Wilson	23:32	4-9	0-2	4-5	0-4	4	3	3	12	2	3	0	1	0	2			
35	Dominic Parolin	27:06	5-6	0-0	2-3	3-4	7	2	2	12	3	1	1	2	1	7			
5	Evan Taylor	25:50	6-14	2-5	4-6	0-6	6	4	4	18	0	2	1	1	2	8			
11	Marques Wilson	27:54	2-6	1-2	2-4	1-2	3	2	4	7	1	2	3	1	0	-3			
25	Ben Knostman	32:50	2-3	1-2	0-0	0-0	0	1	1	5	4	4	2	0	0	10			
0	Jakob Alamudun	16:28	4-8	1-1	1-2	1-0	1	1	0	10	2	0	1	0	0	5			
13	Keth Higgins Jr.	12:06	1-2	1-1	0-0	0-1	1	2	1	3	0	0	0	0	0	10			
44	Nic Lynch	12:54	3-6	0-0	0-0	2-3	5	0	2	6	0	0	1	1	0	0			
22	Tyler Whitney-Sidney	07:10	0-1	0-0	2-4	0-0	0	0	2	2	0	0	2	0	0	-3			
15	Reed Fenton	14:10	2-5	0-2	0-0	0-1	1	1	1	4	1	0	1	0	0	-1			
Team									1	3	4	0	1						
Totals			29-60	6-15	15-24	8	24	32	16	20	79	13	13	12	6	3	7		

Shooting By Period			
1st	FG%	15-30	50.0%
	3PT%	5-9	55.6%
	FT%	6-10	60%
2nd	FG%	14-30	46.7%
	3PT%	1-6	16.7%
	FT%	9-14	64.3%
GM	FG%	29-60	48.3%
	3PT%	6-15	40.0%
	FT%	15-24	62.5%
Dead Ball Rebounds: 6.0			

Technical Fouls: NONE

	Columb	Lehigh	Points from	Columb	Lehigh	Period by Period Scoring			
Biggest lead	1 (2 nd 7:30)	13 (1 st 9:38)	Turnovers	13	12				
Best Scoring Run	7 (2 nd 10:05)	10 (2 nd 2:23)	Paint	26	42				
Lead Changes	2		Second Chance	14	8				
Times Tied	5		Fast Breaks	15	12				
Time with Lead	00:58	35:50	Bench	21	25				
						Columb	31	41	72
						Lehigh	41	38	79