VIRGINIA CAVALIERS

2021-22 Schedule/Results

Nov. 9	at James Madison	L, 84-69
Nov. 14	**SOUTHERN CALIFORNIA ACCNX**	**L, 65-48**
Nov. 17	**UCF ACCNX**	**L, 59-38**
Nov. 21	at No. 20 UCLA Pac12	L, 69-57
Nov. 23	at Fullerton	W, 60-48
Nov. 26	**RHODE ISLAND ACCNX**	**L, 80-70**
Nov. 28	**RICHMOND ACCN**	**L, 74-65**
Dec. 2	**WILLIAM & MARY ACCNX**	**W, 60-44**
Dec. 5	at George Washington	2:00 PM
Dec. 7	**AMERICAN ACCNX**	**7:00 PM**
Dec. 19	at NC State* ACCN	4:00 PM
Dec. 22	at Texas Southern	1:00 PM
Dec. 30	**NOTRE DAME* ACCNX**	**7:00 PM**
Jan. 2	**MIAMI* ACCN**	**2:00 PM**
Jan. 6	at Virginia Tech ACCNX	7:00 PM
Jan. 9	at Georgia Tech ACCN	4:00 PM
Jan. 13	**NC STATE* ACCNX**	**7:00 PM**
Jan. 16	**SYRACUSE* ACCNX**	**1:00 PM**
Jan. 20	at North Carolina ACCNX	6:00 PM
Jan. 23	at Duke ACCN	6:00 PM
Jan. 27	**VIRGINIA TECH* ACCNX**	**7:00 PM**
Jan. 30	at Florida State RSN	12:00 PM
Feb. 3	at Boston College ACCNX	7:00 PM
Feb. 6	**CLEMSON* ACCN**	**4:00 PM**
Feb. 10	at Louisville ACCNX	7:00 PM
Feb. 13	at Wake Forest ACCN	4:00 PM
Feb. 17	**DUKE* ACCNX**	**7:00 PM**
Feb. 20	**PITT* ACCN**	**4:00 PM**
Feb. 24	**NORTH CAROLINA* ACCNX**	**7:00 PM**

March 2-6
ACC Tournament, Greensboro Coliseum
* ACC game

[ACCN] -ACC Network
[ACCNX] - ACC Network Extra Streaming
[RSN] - ACC Regional Sports Networks
All Times Eastern

Sunday, Dec. 5, 2 p.m.
Virginia (2-6) at George Washington (5-3)
Smith Center, Washington, D.C.

- The Cavaliers are coming off a win on Thursday night against William & Mary
- UVA built up a 26-point lead in the game in the third quarter and held that same advantage with 3:40 remaining in the game
- The Cavaliers shot 75.0 percent in the third quarter, outscoring the Tribe 23-9 in the period
- Junior forward Camryn Taylor posted the Cavaliers first double-double of the season, scoring 14 points with 12 rebounds. Her 12 rebounds was just the Cavaliers' second double-digit rebounding performance of the season. The 12 rebounds was one shy of her career high
- It was the sixth double-double of her career having tallied four last season at Marquette and one in her freshman campaign
- Taylor comes into the weekend ranked eighth in the ACC in points per game, averaging 15.2. She has scored in double figures in seven of Virginia's eight games
- Grad student guard Amandine Toi scored 18 points on Thursday, including eight during a UVA 12-0 run in the third quarter
- Toi averaged 6.3 points per game through the first four games of the season and has averaged 18.75 points in the last four games
- Toi scored 20 points on Sunday against Richmond while going 0-of-5 from three-point range. She scored 18 points on Thursday against William & Mary while going 4-of-7 from three-point range
- Toi leads the ACC in minutes played per game at 35:02
- Junior forward London Clarkson had the first double-digit scoring game of her career with 10 points against William & Mary. Her previous career high was eight against USC this year. Her highest single game total while at Florida State was a six-point game against Virginia Tech
- Point guard Taylor Valladay is averaging 3.8 assists per game, ranking eighth in the ACC
- Valladay has a 1.2 assist-to-turnover ratio

Projected Starting Lineup

G	1	Carole Miller	Jr.	7.4 ppg	3.3 rpg	13 ast/ 3 stls / 3 blk
• Third on the team in scoring						
G	2	Taylor Valladay	Jr.	6.0 ppg	2.6 rpg	30 ast/ 14 stls
• Led the team in scoring in the USC game; 10 pts, 6 assists and 6 rebounds vs URI						
G	23	Amandine Toi	Gr.	12.5 ppg	2.9 rpg	20 ast/ 8 stl
• Had two 20-point games last week, 20 at Fullerton and 20 vs Richmond						
F	20	Camryn Taylor	Jr.	15.2 ppg	7.3 rpg	11ast / 10stls / 2 blk
• Matched a career high with 27 points in the season-opener against JMU; doubel-double vs W&M						
F	34	London Clarkson	Jr.	3.5 ppg	2.8 rpg	10 ast / 7 stls/3 blk
• Scored 10 points in the win vs William & Mary						

Virginia Athletics Media Relations • 154 John Paul Jones Arena, PO Box 400853, Charlottesville, VA 22904 • Office: (434) 982-5500 • Fax: (434) 982-5525
Melissa Dudek (Women's Basketball Contact) Cell: (434) 962-0579 Email: mdudek@virginia.edu

HEAD COACH TINA THOMPSON
QUICK FACTS

- Fourth season at Virginia; fourth season as a head coach
- Previously spent three seasons on coaching staff at Texas, elevated to assoicate head coach in her final season
- Inducted into the Naismith Hall of Fame on Sept. 7, 2018
- Enshrined in the Women's Basketball Hall of Fame on June 9, 2018
- Olympic Gold Medalist in Athens in 2004 and 2008 in Beijing. Also won a gold at the 1998 World Cup in Germany and a bronze in 2006 in Brazil
- 4× WNBA champion (1997–2000)
- 9× WNBA All-Star (1999–2003, 2006, 2007, 2009, 2013
- WNBA All-Star Game MVP (2000)
- 3× All-WNBA First Team (1997, 1998, 2004)
- 4× All-WNBA Second Team (1999–2002)
- First player selected in the first WNBA Draft (1997) by the Houston Comets
- First WNBA player to have 7,000 points and 3,000 rebounds
- Was the WNBA's all-time leading scorer at the time of her retirement (2013) with 7,488 points in 496 games played (15.1 ppg)
- She finished her collegiate career ranked fifth on Southern California's career lists in scoring (2,248 points) and (1,168 rebounds)

2021-22 CAVALIERS OVERVIEW

- Virginia returns to competitive action after playing only five games during the 2020-21 season, three non-conference contests and two ACC games. Virginia had one game canceled due to injuries depleting the roster to the point it was not safe to play (Dec. 6 at George Washington) and then six more games postponed due to COVID protocols before the decision was made on Jan. 14 to end the season
- The Cavaliers will have an almost entirely new team in 2021-22 with the addition of four transfers and one true freshman added to the roster. Guards Amandine Toi and Carole Miller are UVA's most-seasoned returning players, having each appeared in 35 games in their Cavalier careers
- Two of the transfers are graduate students coming from the Ivy League: Eleah Parker (Penn) and McKenna Dale (Brown).
- Parker is the two-time Ivy League Defensive Player of the Year and a three-time All-Ivy League selection.
- Parker was one of 20 players named to the 2021-22 Lisa Leslie Award Watch List for the top center in the nation. This is her second time being named to the preseason watch list for the honor
- Dale is a guard who played two seasons at Brown (missing 2018-19 due to injury), ranking third in points per game (17.0) and second in three-point shooting percentage (.385) in 2019-20
- UVA picked up two players from Marquette, forward Camryn Taylor and guard Taylor Valladay
- Additionally, the Cavaliers will have multiple second-year players who played only five or fewer games as true freshmen (Aaliyah Pitts, Deja Bristol and Kaydan Lawson) as well as one who was injured all of last season (Nycerra Minnis)
- Virginia has another transfer, London Clarkson, who played her freshman season at Florida State in 2019-20. Last year, she was supposed to sit out after transferring to UVA, however she was granted her immediately eligibility in December, but the Cavaliers did not play another game after she became eligibile
- Guard Amandine Toi was on a hot streak when last season came to an end. Toi, who is a fifth-year graduate student who still has one more year of eligibility remaining after sitting out her first two years with knee injuries
- Junior forward Meg Jefferson was also on a hot streak before being sidelined by an injury last year. After playing a total of 83 minutes her freshman season, Jefferson found herself in the starting lineup and leading the team in scoring at 12.7 points per game in the three contests she played

SCOUTING GEROGE WASHINGTON

- The Cavaliers and the Colonials were set to face one another last season on Dec. 6 but the game was canceled as injuries had limited UVA's available player pool to just six student-athletes
- George Washington has a new head coach in Caroline McCombs who took over the program in April. McCombs comes from Stony Brook where her teams held opponents in 2020-21 to an average of 52.4 points, fifth-best in the nation
- This season, GW is limiting opponents to 51.6 points per game, ranking second in the CAA and 21st in the nation
- The roster has six returning letterwinners and ten newcomers (four freshmen and six transfers)
- Tyasia Moore leads the team, averaging 7.4 points and 9.4 rebounds per game
- Nya Lok plays on the South Sudan national team and played in the FIBA AfroBasket 2021 Zone Qualifiers in July
- Virginia is 10-1 all-time against George Washington, but the Colonials have the last win in the series, a 70-68 game in Charlottesville on Nov. 12, 2007

2021-22 ROSTER AND PRONUNCIATIONS

NUMERICAL

NO	NAME	YEAR	POSITION	HT	HOMETOWN / PREVIOUS SCHOOL
1	Carole Miller	JR	Guard	6-0	Alexandria, Va./Edison High
2	Taylor Valladay	JR	Guard	5-7	Chicago, Ill/Marquette
3	Aaliyah Pitts	SO	Guard	6-0	Suitland, Md./Bishop McNamara
5	Tihana Stojsavljevic	GR	Forward	6-3	Zagreb, Croatia/Maine/Texas Tech
12	Meg Jefferson	JR	Forward	6-3	Sydney, Australia/Saint Columba's Catholic College
13	Deja Bristol	SO	Forward	6-1	Upper Marlboro, Md./New Hope Academy
14	Kaydan Lawson	SO	Guard	6-0	Cleveland, Ohio/Orange High School
15	Annaliese Griffin	FR	Guard	6-1	Joliet, Ill./Aurora Christian
20	Camryn Taylor	JR	Forward	6-2	Peoria, Ill./Marquette
21	Eleah Parker	GR	Forward	6-4	Charlotte, N.C./Pennsylvania
23	Amandine Toi	GR	Guard	5-10	Paris, France/INSEP Academy
32	Nycerra Minnis	SO	Forward	6-3	Riverdale, Md./Herndon High (Va.)
34	London Clarkson	JR	Forward	6-2	Pflugerville, Texas//Florida State
44	McKenna Dale	GR	Guard	6-0	Storrs, Conn./Brown

ALPHABETICAL

NO	NAME	YEAR	POSITION	HT	HOMETOWN / PREVIOUS SCHOOL
13	Deja Bristol	SO	Forward	6-1	Upper Marlboro, Md./New Hope Academy
34	London Clarkson	JR	Forward	6-2	Pflugerville, Texas//Florida State
44	McKenna Dale	GR	Guard	6-0	Storrs, Conn./Brown
15	Annaliese Griffin	FR	Guard	6-1	Joliet, Ill./Aurora Christian
12	Meg Jefferson	JR	Forward	6-3	Sydney, Australia/Saint Columba's Catholic College
14	Kaydan Lawson	SO	Guard	6-0	Cleveland, Ohio/Orange High School
1	Carole Miller	JR	Guard	6-0	Alexandria, Va./Edison High
32	Nycerra Minnis	SO	Forward	6-3	Riverdale, Md./Herndon High (Va.)
21	Eleah Parker	GR	Forward	6-4	Charlotte, N.C./Pennsylvania
3	Aaliyah Pitts	SO	Guard	6-0	Suitland, Md./Bishop McNamara
5	Tihana Stojsavljevic	GR	Forward	6-3	Zagreb, Croatia/Maine/Texas Tech
2	Taylor Valladay	JR	Guard	5-7	Chicago, Ill/Marquette
20	Camryn Taylor	JR	Forward	6-2	Peoria, Ill./Marquette
23	Amandine Toi	GR	Guard	5-10	Paris, France/INSEP Academy

Head Coach: Tina Thompson (Southern California '97), 4th Year
Associate Head Coach: Karleen Thompson (Southern California '97), 4th year
Assistant Coach: Walter Pitts (Alabama '08), 3rd year
Assistant Coach: James Posey (Xavier '99), 1st year

Pronunciations

Deja Bristol	Day-zah
Nycerra Minnis	Nye Sarah
Eleah Parker	EE-lay-uh
Aaliyah Pitts	Ah-LEE-uh
Tihana Stojsavljevic	Tee-anna stoy-SAV-leh-VICK
Amandine Toi	ah-MAN-deen TWAH

#13
DEJA BRISTOL
6-1 FORWARD
SOPHOMORE
UPPER MARLBORO, MD

BRISTOL, Deja

				Field Goals		3-Point		F-Throws		Rebounds									Scoring	
SEASON	TEAM	GP-GS	MIN/AVG	FG-FGA	FG%	3FG-3FGA	3FG%	FT-FTA	FT%	OFF	DEF	TOT	AVG	PF-FO	A	TO	BLK	STL	PTS	AVG
2020-21	UVa	5-2	97/19.3	5-12	.417	0-0	.000	6-8	.750	9	13	22	4.4	10-0	1	6	0	3	16	3.2
2021-22	UVa	3-0	20/6.5	2-5	.400	0-0	.000	0-2	.000	2	2	4	1.3	1-0	1	2	0	0	4	1.3
TOTAL		**8-2**	**116/14.5**	**7-17**	**.412**	**0-0**	**.000**	**6-10**	**.600**	**11**	**15**	**26**	**3.3**	**11-0**	**2**	**8**	**0**	**3**	**20**	**2.5**

Single Game Highs

Statistic	Value	
Points	7	at Florida St. 12/13/20
Rebounds	9	at UCF 11/25/20
Assists	1	at Florida St. 12/13/20, vs Rhode Island 11/26/21
Steals	1	vs James Madison 12/03/20, vs Clemson 12/10/20, at Florida St. 12/13/20
FG Made	2	at Florida St. 12/13/20
FG Attempts	5	at UCF 11/25/20
FT Made	3	at Florida St. 12/13/20
FT Attempts	4	at Florida St. 12/13/20

2021-22 SEASON

- Made her season debut in the UCF game, scoring in her first minutes on the floor (11/17)

2020-21

- Grabbed a team-high nine rebounds in her collegiate debut at UCF (11/25)
- Made her first collegiate start in the game against ECU (11/29)
- Suffered an injury in the James Madison game, but returned to the court and the starting lineup against Clemson

BACKGROUND

- Played two years at Annapolis Area Christian School before transferring to New Hope Academy as a junior
- Member of the 2019 GEICO National Champion New Hope team
- Helped lead the squad to a runner-up finish at the NACA National Championships her senior season a
- 2020 All-Met third team
- 2020 McDonald's All-America nominee
- 2020 NACA All-Tournament Team
- Averaged 12 points and 10 rebounds per game her senior season

#13 BRISTOL, Deja

				Total		3-Pointers		Free throws		Rebounds										
Opponent	Date	GS	MIN	FG-FGA	PCT	3FG-3FGA	PCT	FT-FTA	PCT	OFF	DEF	TOT	AVG	PF	A	TO	BLK	STL	PTS	AVG
UCF	11/17/2021		03:53	1-2	.500	0-0	.000	0-0	.000	0	0	0	0.0	0	0	1	0	0	2	2.0
Rhode Island	11/26/2021		07:05	0-1	.000	0-0	.000	0-2	.000	1	1	2	1.0	0	1	0	0	0	0	1.0
William & Mary	12/02/2021		08:38	1-2	.500	0-0	.000	0-0	.000	1	1	2	1.3	1	0	1	0	0	2	1.3
Totals		**0**	**19:36**	**2-5**	**.400**	**0-0**	**.000**	**0-2**	**.000**	**2**	**2**	**4**	**1.3**	**1**	**1**	**2**	**0**	**0**	**4**	**1.3**

Player Averages

Games Played	Minutes/ game	Points/ game	FG Pct	3FG Pct	FT Pct	Rebounds/ game	Assists/ game	Turnovers/ game	Assist/Turnover ratio	Steals/ game	Blocks/ game
3	6.5	1.3	40.0	0.0	0.0	1.3	0.3	0.7	0.5	0.0	0.0

#34
LONDON CLARKSON
6-2 FORWARD
JUNIOR
PFLUGERVILLE, TEXAS

CLARKSON, London

				Field Goals		3-Point		F-Throws		Rebounds									Scoring	
SEASON	TEAM	GP-GS	MIN/AVG	FG-FGA	FG%	3FG-3FGA	3FG%	FT-FTA	FT%	OFF	DEF	TOT	AVG	PF-FO	A	TO	BLK	STL	PTS	AVG
2019-20	FSU	25-0	187/7.5	7-16	.438	0-0	.000	16-23	.696	15	21	36	1.4	22-0	9	9	3	3	30	1.2
2021-22	UVa	8-3	160/20.0	11-28	.393	0-0	.000	6-17	.353	7	15	22	2.8	20-1	10	13	3	7	28	3.5
TOTAL FOR UVa		**8-3**	**160/20.0**	**11-28**	**.393**	**0-0**	**.000**	**6-17**	**.353**	**7**	**15**	**22**	**2.8**	**20-1**	**10**	**13**	**3**	**7**	**28**	**3.5**
TOTAL		**33-3**	**347/10.5**	**18-44**	**.409**	**0-0**	**.000**	**22-40**	**.550**	**22**	**36**	**58**	**1.8**	**42-1**	**19**	**22**	**6**	**10**	**58**	**1.8**

Single Game Highs

Statistic	Value	
Points	10	vs William & Mary 12/02/21
Rebounds	7	vs North Florida 12/18/19
Assists	3	vs Richmond 11/28/21
Steals	2	vs Virginia Tech 12/29/19, vs UCF 11/17/21, vs William & Mary 12/02/21
Blocks	2	at Cal St. Fullerton 11/23/21
FG Made	4	vs William & Mary 12/02/21
FG Attempts	7	vs Southern California 11/14/21
FT Made	5	at Pittsburgh 02/01/20
FT Attempts	9	vs Southern California 11/14/21

2021-22
- Was in the starting lineup for the season-opener at JMU (11/09), her first game played in a Cavalier uniform
- Had her first double-digit scoring game of her career with 10 points against William & Mary (12/2). Her previous career high was eight against USC this year. Her highest single game total while at Florida State was a six-point game against Virginia Tech

2020-21
- Received waivers for immediate eligibility from the NCAA and ACC. She was eligible to play starting on Dec. 20 at Virginia Tech, a game that was postponed
- Sociology major

BACKGROUND
- Played in 25 of FSU's 32 games in 2019-20
- Averaged 1.2 points, 1.4 rebounds and shot 43.8 percent (7-of-16) from the floor in 7.5 minutes per game with the Seminoles
- Ranked 68th nationally and eighth in the state of Texas by Prospects Nation, while earning a No. 93 overall rank by Max Preps
- Started three years for her varsity squad, registering 17.3 points, 10.0 rebounds, 2.9 steals and 2.1 assists per game in her senior year
- Led her high school to the Class 5A regional quarterfinals as a senior, earning All-Central Texas First Team honors
- Earned district offensive MVP honors as a junior and averaged 13.6 points, 7.6 rebounds as well as shooting 56 percent from the floor
- Guided Pflugerville to a Class 6A co-title as a junior
- Recorded Texas Association of Basketball Coaches 6A All-State honors as a junior and senior

#34 CLARKSON, London

				Total		3-Pointers		Free throws		Rebounds										
Opponent	Date	GS	MIN	FG-FGA	PCT	3FG-3FGA	PCT	FT-FTA	PCT	OFF	DEF	TOT	AVG	PF	A	TO	BLK	STL	PTS	AVG
at James Madison	11/09/2021	*	11:27	2-2	1.000	0-0	.000	0-0	.000	0	1	1	1.0	4	1	0	0	1	4	4.0
Southern California	11/14/2021		28:22	3-7	.429	0-0	.000	2-9	.222	3	3	6	3.5	1	2	2	0	0	8	6.0
UCF	11/17/2021		23:24	2-3	.667	0-0	.000	1-3	.333	1	1	2	3.0	5	1	1	0	2	5	5.7
at UCLA	11/21/2021		15:46	0-2	.000	0-0	.000	0-0	.000	1	0	1	2.5	1	1	1	0	0	0	4.3
at Cal St. Fullerton	11/23/2021		26:06	0-4	.000	0-0	.000	1-2	.500	0	2	2	2.4	3	0	0	2	1	1	3.6
Rhode Island	11/26/2021		13:01	0-1	.000	0-0	.000	0-0	.000	0	3	3	2.5	4	1	2	0	0	0	3.0
Richmond	11/28/2021	*	23:55	0-4	.000	0-0	.000	0-0	.000	1	1	2	2.4	1	3	4	0	1	0	2.6
William & Mary	12/02/2021	*	17:37	4-5	.800	0-0	.000	2-3	.667	1	4	5	2.8	1	1	3	1	2	10	3.5
Totals		**3**	**159:38**	**11-28**	**.393**	**0-0**	**.000**	**6-17**	**.353**	**7**	**15**	**22**	**2.8**	**20**	**10**	**13**	**3**	**7**	**28**	**3.5**

Player Averages

Games Played	Minutes/ game	Points/ game	FG Pct	3FG Pct	FT Pct	Rebounds/ game	Assists/ game	Turnovers/ game	Assist/Turnover ratio	Steals/ game	Blocks/ game
8	20.0	3.5	39.3	0.0	35.3	2.8	1.3	1.6	0.8	0.9	0.4

DALE, Mckenna

				Field Goals		3-Point		F-Throws		Rebounds									Scoring	
SEASON	TEAM	GP-GS	MIN/AVG	FG-FGA	FG%	3FG-3FGA	3FG%	FT-FTA	FT%	OFF	DEF	TOT	AVG	PF-FO	A	TO	BLK	STL	PTS	AVG
2017-18	BRN	18-2	217/12.1	25-62	.403	13-38	.342	7-14	.500	11	17	28	1.6	14-0	13	10	4	6	70	3.9
2019-20	BRN	27-19	699/25.9	124-318	.390	58-171	.339	56-66	.848	39	104	143	5.3	62-1	51	59	26	28	362	13.4
2021-22	UVa	8-0	101/12.6	6-30	.200	4-22	.182	0-2	.000	7	9	16	2.0	10-0	6	4	0	5	16	2.0
TOTAL FOR UVa		**8-0**	**101/12.6**	**6-30**	**.200**	**4-22**	**.182**	**0-2**	**.000**	**7**	**9**	**16**	**2.0**	**10-0**	**6**	**4**	**0**	**5**	**16**	**2.0**
TOTAL		**53-21**	**1016/19.2**	**155-410**	**.378**	**75-231**	**.325**	**63-82**	**.768**	**57**	**130**	**187**	**3.5**	**86-1**	**70**	**73**	**30**	**39**	**448**	**8.5**

Single Game Highs

Statistic	Value	
Points	28	vs Dartmouth 03/07/20
Rebounds	12	at FIU 12/29/19
Assists	10	vs Penn 02/14/20
Steals	4	vs Cornell 02/22/20, vs Maine 11/11/19
Blocks	5	vs Cornell 02/22/20
FG Made	10	at Penn 02/29/20
FG Attempts	22	at Penn 02/29/20
3FG Made	7	vs Dartmouth 03/07/20
3FG Attempts	13	vs Dartmouth 03/07/20, at Penn 02/29/20
FT Made	8	vs Penn 02/14/20, at Dartmouth 02/07/20
FT Attempts	8	vs Penn 02/14/20, at Dartmouth 02/07/20

2021-22

- Made her UVA debut coming in off the bench in the first quarter of the season-opener at James Madison (11/9)

AT BROWN

- Played two seasons at Brown, (2017-18 and 2019-20) missing the 2018-19 season due to injury
- During 2019-20 Ivy League play, ranked third in the conference in points per game (17.0), second in 3-point percentage (.385), third in 3-pointers per game (2.9), first in free throw percentage (.851), and fifth in blocks per game (1.5). Overall, stood 11th in the league in points per game (13.4), sixth in 3-point percentage (.339), sixth in 3-pointers per game (2.1), and sixth in blocks per game (1.0)
- Her freshman season, played in 18 games with two starts, averaging 12.1 minutes, 3.9 points, and 1.6 rebounds per game

BACKGROUND

- Garnered Connecticut Gatorade Player of the Year, Hartford Courant Player of the Year, and New Haven Register Player of the Year honors as a senior
- Earned All-State honors in 2016 and 2017 and All-Conference honors four times
- Finished her career as E.O. Smith's all-time leading scorer – male or female – with 1,792 career points
- Netted 560 points (20.0 per game) as a junior and 506 points (23.1 per game) as a senior
- Totaled 747 rebounds, 264 steals, and 162 blocks over career
- Played for the New Zealand U18 National Team
- Was also a swimmer, winning state titles in the 50 free and 100 free in 2016 and 2017, setting a state record in the 50 free
- Holds dual citizenship between the United States and New Zealand

#44 DALE, Mckenna

				Total		3-Pointers		Free throws		Rebounds										
Opponent	**Date**	**GS**	**MIN**	**FG-FGA**	**PCT**	**3FG-3FGA**	**PCT**	**FT-FTA**	**PCT**	**OFF**	**DEF**	**TOT**	**AVG**	**PF**	**A**	**TO**	**BLK**	**STL**	**PTS**	**AVG**
at James Madison	11/09/2021		12:32	0-3	.000	0-3	.000	0-0	.000	0	2	2	2.0	1	1	1	0	0	0	0.0
Southern California	11/14/2021		14:08	1-4	.250	0-2	.000	0-0	.000	0	0	0	1.0	0	1	0	0	1	2	1.0
UCF	11/17/2021		13:04	0-4	.000	0-4	.000	0-2	.000	0	1	1	1.0	0	0	0	0	0	0	0.7
at UCLA	11/21/2021		06:44	0-0	.000	0-0	.000	0-0	.000	1	0	1	1.0	1	1	0	0	1	0	0.5
at Cal St. Fullerton	11/23/2021		10:34	0-3	.000	0-3	.000	0-0	.000	0	0	0	0.8	0	2	0	0	0	0	0.4
Rhode Island	11/26/2021		12:13	2-4	.500	2-2	1.000	0-0	.000	0	1	1	0.8	4	1	0	0	0	6	1.3
Richmond	11/28/2021		19:08	2-9	.222	2-7	.286	0-0	.000	4	3	7	1.7	4	0	2	0	2	6	2.0
William & Mary	12/02/2021		12:18	1-3	.333	0-1	.000	0-0	.000	2	2	4	2.0	0	0	1	0	1	2	2.0
Totals		**0**	**100:41**	**6-30**	**.200**	**4-22**	**.182**	**0-2**	**.000**	**7**	**9**	**16**	**2.0**	**10**	**6**	**4**	**0**	**5**	**16**	**2.0**

Player Averages

Games Played	Minutes/ game	Points/ game	FG Pct	3FG Pct	FT Pct	Rebounds/ game	Assists/ game	Turnovers/ game	Assist/Turnover ratio	Steals/ game	Blocks/ game
8	12.6	2.0	20.0	18.2	0.0	2.0	0.8	0.5	1.5	0.6	0.0

#15
ANNALIESE GRIFFIN
6-1 GUARD
FRESHMAN
JOLIET, ILL.

GRIFFIN, Annaliese

				Field Goals		3-Point		F-Throws		Rebounds										Scoring	
SEASON	TEAM	GP-GS	MIN/AVG	FG-FGA	FG%	3FG-3FGA	3FG%	FT-FTA	FT%	OFF	DEF	TOT	AVG	PF-FO	A	TO	BLK	STL	PTS	AVG
2021-22	UVa	1-0	7/6.8	0-2	.000	0-1	.000	0-2	.000	1	1	2	2.0	3-0	0	1	0	0	0	0.0
TOTAL		**1-0**	**7/6.8**	**0-2**	**.000**	**0-1**	**.000**	**0-2**	**.000**	**1**	**1**	**2**	**2.0**	**3-0**	**0**	**1**	**0**	**0**	**0**	**0.0**

Single Game Highs

Statistic	Value	
Rebounds	2	vs William & Mary 12/02/21
FG Attempts	2	vs William & Mary 12/02/21
3FG Attempts	1	vs William & Mary 12/02/21
FT Attempts	2	vs William & Mary 12/02/21

2021-22

- Made her collegiate debut in the William & Mary game, checking in during the fourth quarter

BACKGROUND

- Two-time News-Gazette All-State second team
- 2021 Illinois AP Class 1All-State Girls Basketball Team
- 2021 McDonald's All-America nominee
- Scored over 1500 points in her prep career
- Averaged 20.6 points and 9 rebounds per game as a sophomore and 17.8 points and 10.4 rebounds per game her junior season
- Played two years at Plainfield Central before transferring to Aurora Christian for her junior and senior seasons

#15 GRIFFIN, Annaliese

				Total		3-Pointers		Free throws		Rebounds										
Opponent	**Date**	**GS**	**MIN**	**FG-FGA**	**PCT**	**3FG-3FGA**	**PCT**	**FT-FTA**	**PCT**	**OFF**	**DEF**	**TOT**	**AVG**	**PF**	**A**	**TO**	**BLK**	**STL**	**PTS**	**AVG**
William & Mary	12/02/2021		06:46	0-2	.000	0-1	.000	0-2	.000	1	1	2	2.0	3	0	1	0	0	0	0.0
Totals		**0**	**06:46**	**0-2**	**.000**	**0-1**	**.000**	**0-2**	**.000**	**1**	**1**	**2**	**2.0**	**3**	**0**	**1**	**0**	**0**	**0**	**0.0**

Player Averages

Games Played	Minutes/ game	Points/ game	FG Pct	3FG Pct	FT Pct	Rebounds/ game	Assists/ game	Turnovers/ game	Assist/Turnover ratio	Steals/ game	Blocks/ game
1	6.8	0.0	0.0	0.0	0.0	2.0	0.0	1.0	0.0	0.0	0.0

JEFFERSON, Meg

				Field Goals		3-Point		F-Throws		Rebounds									Scoring	
SEASON	TEAM	GP-GS	MIN/AVG	FG-FGA	FG%	3FG-3FGA	3FG%	FT-FTA	FT%	OFF	DEF	TOT	AVG	PF-FO	A	TO	BLK	STL	PTS	AVG
2019-20	UVa	15-0	83/5.6	6-13	.462	0-0	.000	5-6	.833	10	8	18	1.2	7-0	2	12	0	5	17	1.1
2020-21	UVa	3-3	104/34.6	17-22	.773	0-0	.000	4-4	1.000	10	6	16	5.3	7-0	2	0	1	2	38	12.7
2021-22	UVa	8-0	60/7.5	5-16	.313	0-0	.000	4-6	.667	3	6	9	1.1	9-0	2	4	0	4	14	1.8
TOTAL		**26-3**	**247/9.5**	**28-51**	**.549**	**0-0**	**.000**	**13-16**	**.813**	**23**	**20**	**43**	**1.7**	**23-0**	**6**	**16**	**1**	**11**	**69**	**2.7**

Single Game Highs

Statistic	Value	
Points	16	vs East Carolina 11/29/20
Rebounds	8	vs East Carolina 11/29/20
Assists	1	6 times
Steals	2	vs Syracuse 02/02/20
Blocks	1	vs James Madison 12/03/20
FG Made	7	vs James Madison 12/03/20, vs East Carolina 11/29/20
FG Attempts	9	vs James Madison 12/03/20, vs East Carolina 11/29/20
FT Made	3	vs Notre Dame 01/26/20
FT Attempts	4	vs Notre Dame 01/26/20

2021-22 SEASON

·

2020-21

- In her three games last season, led the ACC in shooting precentage and ranked sixth in the NCAA at 73.3 percent (17-of-22). Led the team in scoring at 12.7 points per game
- Made her first career start at UCF, scoring eight points (11/25)
- Scored 16 points with eight rebounds against ECU (11/29)
- Suffered an injury in the Jame Madison game (12/3) and did not play in the final two games of the season

2019-20

- Appeared in 15 games, averaging 5.7 minutes per game
- Finished the season with 17 points, 18 rebounds, two assists and five steals
- Made her collegiate debut against Bucknell, scoring six points with two rebounds in 18 minutes (11/5)

#12 JEFFERSON, Meg

				Total		3-Pointers		Free throws		Rebounds										
Opponent	Date	GS	MIN	FG-FGA	PCT	3FG-3FGA	PCT	FT-FTA	PCT	OFF	DEF	TOT	AVG	PF	A	TO	BLK	STL	PTS	AVG
at James Madison	11/09/2021		06:58	1-3	.333	0-0	.000	0-0	.000	0	0	0	0.0	2	0	1	0	1	2	2.0
Southern California	11/14/2021		16:28	2-6	.333	0-0	.000	2-2	1.000	1	3	4	2.0	1	0	0	0	0	6	4.0
UCF	11/17/2021		04:09	1-1	1.000	0-0	.000	1-2	.500	0	0	0	1.3	1	0	0	0	1	3	3.7
at UCLA	11/21/2021		07:31	0-0	.000	0-0	.000	1-2	.500	0	0	0	1.0	2	1	0	0	0	1	3.0
at Cal St. Fullerton	11/23/2021		08:47	0-0	.000	0-0	.000	0-0	.000	0	2	2	1.2	0	1	2	0	1	0	2.4
Rhode Island	11/26/2021		03:49	0-1	.000	0-0	.000	0-0	.000	0	0	0	1.0	2	0	1	0	1	0	2.0
Richmond	11/28/2021		04:47	1-1	1.000	0-0	.000	0-0	.000	1	0	1	1.0	0	0	0	0	0	2	2.0
William & Mary	12/02/2021		07:45	0-4	.000	0-0	.000	0-0	.000	1	1	2	1.1	1	0	0	0	0	0	1.8
Totals		**0**	**60:14**	**5-16**	**.313**	**0-0**	**.000**	**4-6**	**.667**	**3**	**6**	**9**	**1.1**	**9**	**2**	**4**	**0**	**4**	**14**	**1.8**

Player Averages

Games Played	Minutes/ game	Points/ game	FG Pct	3FG Pct	FT Pct	Rebounds/ game	Assists/ game	Turnovers/ game	Assist/Turnover ratio	Steals/ game	Blocks/ game
8	7.5	1.8	31.3	0.0	66.7	1.1	0.3	0.5	0.5	0.5	0.0

#14
KAYDAN LAWSON
6-0 GUARD
SOPHOMORE
CLEVELAND, OHIO

LAWSON, Kaydan

				Field Goals		3-Point		F-Throws		Rebounds									Scoring	
SEASON	TEAM	GP-GS	MIN/AVG	FG-FGA	FG%	3FG-3FGA	3FG%	FT-FTA	FT%	OFF	DEF	TOT	AVG	PF-FO	A	TO	BLK	STL	PTS	AVG
2020-21	UVa	5-1	125/24.9	14-42	.333	3-9	.333	14-18	.778	6	10	16	3.2	14-0	11	19	4	7	45	9.0
2021-22	UVa	7-0	139/19.8	10-40	.250	4-20	.200	8-11	.727	6	22	28	4.0	15-0	14	11	4	4	32	4.6
TOTAL		**12-1**	**263/21.9**	**24-82**	**.293**	**7-29**	**.241**	**22-29**	**.759**	**12**	**32**	**44**	**3.7**	**29-0**	**25**	**30**	**8**	**11**	**77**	**6.4**

Single Game Highs

Statistic	Value	
Points	12	vs James Madison 12/03/20
Rebounds	9	vs Southern California 11/14/21
Assists	4	at Florida St. 12/13/20, vs William & Mary 12/02/21
Steals	2	at UCF 11/25/20, vs Clemson 12/10/20, vs UCF 11/17/21
Blocks	2	vs Richmond 11/28/21
FG Made	5	vs James Madison 12/03/20
FG Attempts	12	vs James Madison 12/03/20
3FG Made	2	vs James Madison 12/03/20
3FG Attempts	4	vs Richmond 11/28/21
FT Made	5	vs East Carolina 11/29/20, vs Clemson 12/10/20
FT Attempts	6	vs East Carolina 11/29/20, vs Clemson 12/10/20

2021-22

- Had a team-high nine rebounds against USC, her first time leading the team in rebounds (11/14)
- Scored 10 points in the Richmond game, her first double-digit scoring game of the year (11/29)

2020-21

- Averaging over 20 minutes of play through the first two games of the year
- Had her first double-digit scoring performance against JMU with 12 points, including going 2-of-3 from three-point range (12/3)

BACKGROUND

- Helped lead Hathaway Brown to a Division II state runner-up finish in 2017 before transferring to Orange High for her final three years
- Scored over 1,000 points with more than 500 rebounds in her three seasons at OHS
- 2020 First Team Northeast Lakes All-District
- 2019 Third Team All-State and an honorable mention in 2020
- Named Greater Cleveland and Akron Area Second Team All-Star her senior season
- Averaged 18.0 points, 8.0 rebounds and 3.1 steals per game her senior season
- Younger sister of current Cavalier Dani Lawson

#14 LAWSON, Kaydan

				Total		3-Pointers		Free throws		Rebounds										
Opponent	**Date**	**GS**	**MIN**	**FG-FGA**	**PCT**	**3FG-3FGA**	**PCT**	**FT-FTA**	**PCT**	**OFF**	**DEF**	**TOT**	**AVG**	**PF**	**A**	**TO**	**BLK**	**STL**	**PTS**	**AVG**
Southern California	11/14/2021		22:12	2-7	.286	0-1	.000	1-1	1.000	2	7	9	9.0	3	3	0	1	0	5	5.0
UCF	11/17/2021		22:21	1-7	.143	1-3	.333	0-0	.000	1	3	4	6.5	1	1	2	1	2	3	4.0
at UCLA	11/21/2021		17:02	0-4	.000	0-3	.000	2-4	.500	0	1	1	4.7	2	1	3	0	1	2	3.3
at Cal St. Fullerton	11/23/2021		09:02	2-5	.400	1-3	.333	0-0	.000	1	2	3	4.3	1	1	1	0	1	5	3.8
Rhode Island	11/26/2021		17:33	1-4	.250	1-3	.333	2-2	1.000	0	1	1	3.6	4	2	1	0	0	5	4.0
Richmond	11/28/2021		28:45	3-7	.429	1-4	.250	3-4	.750	1	5	6	4.0	3	2	3	2	0	10	5.0
William & Mary	12/02/2021		21:55	1-6	.167	0-3	.000	0-0	.000	1	3	4	4.0	1	4	1	0	0	2	4.6
Totals		**0**	**138:50**	**10-40**	**.250**	**4-20**	**.200**	**8-11**	**.727**	**6**	**22**	**28**	**4.0**	**15**	**14**	**11**	**4**	**4**	**32**	**4.6**

Player Averages

Games Played	Minutes/ game	Points/ game	FG Pct	3FG Pct	FT Pct	Rebounds/ game	Assists/ game	Turnovers/ game	Assist/Turnover ratio	Steals/ game	Blocks/ game
7	19.8	4.6	25.0	20.0	72.7	4.0	2.0	1.6	1.3	0.6	0.6

				Field Goals		3-Point		F-Throws		Rebounds									Scoring	
SEASON	TEAM	GP-GS	MIN/AVG	FG-FGA	FG%	3FG-3FGA	3FG%	FT-FTA	FT%	OFF	DEF	TOT	AVG	PF-FO	A	TO	BLK	STL	PTS	AVG
2020-21	UVa	5-1	125/24.9	14-42	.333	3-9	.333	14-18	.778	6	10	16	3.2	14-0	11	19	4	7	45	9.0
2021-22	UVa	7-0	139/19.8	10-40	.250	4-20	.200	8-11	.727	6	22	28	4.0	15-0	14	11	4	4	32	4.6
TOTAL		**12-1**	**263/21.9**	**24-82**	**.293**	**7-29**	**.241**	**22-29**	**.759**	**12**	**32**	**44**	**3.7**	**29-0**	**25**	**30**	**8**	**11**	**77**	**6.4**

Single Game Highs

Statistic	Value	
Points	12	vs James Madison 12/03/20
Rebounds	9	vs Southern California 11/14/21
Assists	4	at Florida St. 12/13/20, vs William & Mary 12/02/21
Steals	2	at UCF 11/25/20, vs Clemson 12/10/20, vs UCF 11/17/21
Blocks	2	vs Richmond 11/28/21
FG Made	5	vs James Madison 12/03/20
FG Attempts	12	vs James Madison 12/03/20
3FG Made	2	vs James Madison 12/03/20
3FG Attempts	4	vs Richmond 11/28/21
FT Made	5	vs East Carolina 11/29/20, vs Clemson 12/10/20
FT Attempts	6	vs East Carolina 11/29/20, vs Clemson 12/10/20

2021-22 SEASON

- In the starting lineup for all seven games this season
- Opened the season with a 14-point performance at JMU (11/9)
- Scored a team-high 14 points at UCLA (11/21)

2020-21 SEASON

- Had a career-high four steals against ECU (11/29)
- Scored 16 points against JMU (12/3)

2019-20 SEASON

- Appeared in all 30 games with 26 starts
- Averaged 6.0 points per game with five double-digit scoring performances
- Averaged 3.6 rebounds per game with 24 assists and 20 steals
- Made her collegiate debut against Bucknell, scoring 9 points with 4 rebounds. Also had four assists with just one turnover (11/5)
- Was in ths starting lineup at USC (11/9), and moved back into the starting five for the home game against Old Dominion (11/24)
- Scored 18 points in the win over Notre Dame (1/26)
- Had a new career high with 19 points in the win over Clemson (2/6)
- Finished the regular season with back-to-back double-digit scoring efforts, with 12 points against Pitt (2/27) and 10 against NC State

#1 MILLER, Carole

				Total		3-Pointers		Free throws		Rebounds										
Opponent	Date	GS	MIN	FG-FGA	PCT	3FG-3FGA	PCT	FT-FTA	PCT	OFF	DEF	TOT	AVG	PF	A	TO	BLK	STL	PTS	AVG
at James Madison	11/09/2021	*	36:55	4-10	.400	0-3	.000	6-6	1.000	2	1	3	3.0	4	2	0	1	0	14	14.0
Southern California	11/14/2021	*	20:39	2-4	.500	2-4	.500	0-0	.000	0	3	3	3.0	2	1	3	0	0	6	10.0
UCF	11/17/2021	*	21:22	1-3	.333	1-2	.500	0-0	.000	1	2	3	3.0	0	1	0	0	0	3	7.7
at UCLA	11/21/2021	*	24:23	5-8	.625	2-4	.500	2-2	1.000	3	1	4	3.3	1	1	1	0	1	14	9.3
at Cal St. Fullerton	11/23/2021	*	30:04	2-7	.286	2-5	.400	0-0	.000	2	1	3	3.2	2	3	0	0	1	6	8.6
Rhode Island	11/26/2021	*	28:53	0-6	.000	0-2	.000	3-4	.750	0	0	0	2.7	3	2	2	0	0	3	7.7
Richmond	11/28/2021	*	31:01	2-7	.286	1-2	.500	1-4	.250	2	6	8	3.4	0	3	1	1	1	6	7.4
William & Mary	12/02/2021	*	20:58	3-4	.750	1-1	1.000	0-0	.000	0	2	2	3.3	1	2	1	1	0	7	7.4
Totals		**8**	**214:15**	**19-49**	**.388**	**9-23**	**.391**	**12-16**	**.750**	**10**	**16**	**26**	**3.3**	**13**	**15**	**8**	**3**	**3**	**59**	**7.4**

Player Averages

Games Played	Minutes/ game	Points/ game	FG Pct	3FG Pct	FT Pct	Rebounds/ game	Assists/ game	Turnovers/ game	Assist/Turnover ratio	Steals/ game	Blocks/ game
8	26.8	7.4	38.8	39.1	75.0	3.3	1.9	1.0	1.9	0.4	0.4

#32
NYCERRA MINNIS
6-3 FORWARD
SOPHOMORE
RIVERDALE, MD

2020-21 SEASON

- Missed the entire season with a leg injury
- ACC Academic Honor Roll

BACKGROUND

- Played three years at Parkdale High before playing her senior year at Herndon
- Listed on the DMV Top-5 Blocker and Top-10 Rebounder lists
- Top rebounder last year in Maryland, averaging 17 rebounds per game
- 2019-20 First Team All-Prince George County
- 2019-20 Liberty District Second Team and honorable mention All-DMV team
- McDonald's All-American nominee
- Ranked No. 43 at her position by ESPNW

#21
ELEAH PARKER
6-4 CENTER
GRAD STUDENT
CHARLOTTE, NC

PARKER, Eleah

				Field Goals		3-Point		F-Throws		Rebounds										Scoring	
SEASON	TEAM	GP-GS	MIN/AVG	FG-FGA	FG%	3FG-3FGA	3FG%	FT-FTA	FT%	OFF	DEF	TOT	AVG	PF-FO	A	TO	BLK	STL	PTS	AVG
2017-18	Penn	31-31	747/24.1	164-347	.473	1-4	.250	27-44	.614	91	153	244	7.9	65-1	14	60	62	35	356	11.5
2018-19	Penn	31-31	926/29.9	204-411	.496	0-1	.000	60-101	.594	113	167	280	9.0	61-1	26	59	99	31	468	15.1
2019-20	Penn	27-27	711/26.3	148-307	.482	2-4	.500	26-68	.382	92	129	221	8.2	51-2	27	52	72	31	324	12.0
2021-22	UVa	8-5	125/15.6	17-31	.548	0-0	.000	4-9	.444	11	32	43	5.4	14-1	5	11	7	2	38	4.8
TOTAL FOR UVa		**8-5**	**125/15.6**	**17-31**	**.548**	**0-0**	**.000**	**4-9**	**.444**	**11**	**32**	**43**	**5.4**	**14-1**	**5**	**11**	**7**	**2**	**38**	**4.8**
TOTAL		**97-94**	**2509/25.9**	**533-1096**	**.486**	**3-9**	**.333**	**117-222**	**.527**	**307**	**481**	**788**	**8.1**	**191-5**	**72**	**182**	**240**	**99**	**1186**	**12.2**

Single Game Highs

Statistic	Value	
Points	29	at Yale 03/08/19
Rebounds	19	at Columbia 03/07/20
Assists	3	vs Columbia 02/22/19, at Columbia 03/07/20, at Duke 11/29/19
Steals	4	vs Dartmouth 02/21/20, at Duke 11/29/19
Blocks	7	at Drexel 12/21/18, at Columbia 03/07/20
FG Made	12	5 times
FG Attempts	28	vs Villanova 01/16/19
3FG Made	1	vs VCU 12/28/17, vs Siena 11/09/19, at NJIT 11/13/19
3FG Attempts	1	9 times
FT Made	9	at Yale 03/08/19, at Harvard 02/16/19
FT Attempts	15	at Yale 03/08/19

2021-22

- Lisa Leslie Award Watch List for the top center in the nation
- Scored 12 points with nine rebounds in her Cavalier debut, coming off the bench at James Madison (11/9)
- Grabbed a team-high 12 rebounds at Fullerton

BEFORE UVA

- Played three seasons at Penn (2017-20)
- Two-time Ivy League Defensive Player of the Year (2019-20)
- 2019 and 2020 first-team All-Ivy, second team in 2018 as a freshman
- 2019 Big 5 Player of the Year
- 2019 Ivy League All-Tournament Team
- Invited to USA Basketball 2019 Pan American Games Trials
- 2018 Ivy League Rookie of the Year
- Eight-time Ivy League Rookie of the Week (Dec. 18, 2017; Dec. 26, 2017; Jan. 1, 2018; Jan. 15, 2018; Jan. 22, 2018; Jan. 29, 2018; Feb. 5, 2018; March 5, 2018) Four-time Big 5 Player of the Week (Jan. 3, 2018; Jan. 24, 2018; Feb. 10, 2020; Feb. 24, 2020)
- Six-time Ivy League Player of the Week (Jan. 15, 2018; Jan. 22, 2018; Dec. 24, 2018; March 11, 2019; Feb. 10, 2020; March 9, 2020)
- Two-time USBWA National Freshman of the Week (Jan. 3, 2018; Jan. 23, 2018)
- Sat out the 2020-21 season after the Ivy League canceled all winter sports' seasons

BACKGROUND

- Scored 1,484 points with 1,265 rebounds in her prep career
- Led Northside Christian Academy to three Metrolina Conference championships in 2014, 2015, and 2016
- Valedictorian of her class at Northside Christian Academy

#21 PARKER, Eleah

				Total		3-Pointers		Free throws		Rebounds										
Opponent	**Date**	**GS**	**MIN**	**FG-FGA**	**PCT**	**3FG-3FGA**	**PCT**	**FT-FTA**	**PCT**	**OFF**	**DEF**	**TOT**	**AVG**	**PF**	**A**	**TO**	**BLK**	**STL**	**PTS**	**AVG**
at James Madison	11/09/2021		23:06	6-9	.667	0-0	.000	0-3	.000	5	4	9	9.0	2	0	2	4	1	12	12.0
Southern California	11/14/2021	*	08:55	0-2	.000	0-0	.000	0-0	.000	2	2	4	6.5	5	0	1	0	0	0	6.0
UCF	11/17/2021	*	14:42	2-3	.667	0-0	.000	1-2	.500	0	4	4	5.7	2	1	1	0	0	5	5.7
at UCLA	11/21/2021	*	25:37	3-5	.600	0-0	.000	0-0	.000	1	5	6	5.8	2	1	4	0	0	6	5.8
at Cal St. Fullerton	11/23/2021	*	17:22	2-5	.400	0-0	.000	2-2	1.000	2	10	12	7.0	0	1	2	1	0	6	5.8
Rhode Island	11/26/2021	*	20:25	3-3	1.000	0-0	.000	1-2	.500	0	4	4	6.5	2	1	0	1	1	7	6.0
Richmond	11/28/2021		00:46	0-0	.000	0-0	.000	0-0	.000	0	0	0	5.6	0	0	0	0	0	0	5.1
William & Mary	12/02/2021		13:46	1-4	.250	0-0	.000	0-0	.000	1	3	4	5.4	1	1	1	1	0	2	4.8
Totals		**5**	**124:40**	**17-31**	**.548**	**0-0**	**.000**	**4-9**	**.444**	**11**	**32**	**43**	**5.4**	**14**	**5**	**11**	**7**	**2**	**38**	**4.8**

Player Averages

Games Played	Minutes/ game	Points/ game	FG Pct	3FG Pct	FT Pct	Rebounds/ game	Assists/ game	Turnovers/ game	Assist/Turnover ratio	Steals/ game	Blocks/ game
8	15.6	4.8	54.8	0.0	44.4	5.4	0.6	1.4	0.5	0.3	0.9

#3
AALIYAH PITTS
6-0 GUARD
SOPHOMORE
SUITLAND, MD



PITTS, Aaliyah

				Field Goals		3-Point		F-Throws		Rebounds									Scoring	
SEASON	TEAM	GP-GS	MIN/AVG	FG-FGA	FG%	3FG-3FGA	3FG%	FT-FTA	FT%	OFF	DEF	TOT	AVG	PF-FO	A	TO	BLK	STL	PTS	AVG
2020-21	UVa	5-3	111/22.1	3-19	.158	2-7	.286	2-6	.333	1	12	13	2.6	5-0	7	10	0	4	10	2.0
2021-22	UVa	5-0	27/5.3	1-5	.200	0-0	.000	0-0	.000	0	2	2	0.4	3-0	1	4	0	0	2	0.4
TOTAL		**10-3**	**137/13.7**	**4-24**	**.167**	**2-7**	**.286**	**2-6**	**.333**	**1**	**14**	**15**	**1.5**	**8-0**	**8**	**14**	**0**	**4**	**12**	**1.2**

Single Game Highs

Statistic	Value	
Points	3	vs James Madison 12/03/20, vs Clemson 12/10/20, at Florida St. 12/13/20
Rebounds	4	vs East Carolina 11/29/20, at Florida St. 12/13/20
Assists	3	vs East Carolina 11/29/20
Steals	3	at Florida St. 12/13/20
FG Made	1	4 times
FG Attempts	8	vs Clemson 12/10/20
3FG Made	1	vs Clemson 12/10/20, at Florida St. 12/13/20
3FG Attempts	3	vs Clemson 12/10/20, at Florida St. 12/13/20
FT Made	1	vs James Madison 12/03/20, vs East Carolina 11/29/20
FT Attempts	2	vs James Madison 12/03/20, vs East Carolina 11/29/20, at Florida St. 12/13/20

2021-22

2020-21

- Made her colegiate debut in the third quarter of the game at UCF (11/29)
- Made her first career start against JMU (12/3)

BACKGROUND

- Played three years at Woodbridge High before playing her senior year at Bishop McNamara
- 2018-19 Virginia 6A State Player of the Year
- USA Today Second Team Virginia in 2019
- First Team All-State as a junior after being second team as a sophomore
- Two-Time All-Region first team after earning second team honors as a freshman
- Three-time First Team All-Conference at Woodbridge
- As a senior at Bishop McNamara, named an honorable mention for All-Met while also garnering all-conference second team honors
- Helped Bishop McNamara claim its first Washington Catholic Athletic Conference crown since 2008
- Ranked No. 29 at her position by ESPNW

#3 PITTS, Aaliyah

				Total		3-Pointers		Free throws		Rebounds										
Opponent	Date	GS	MIN	FG-FGA	PCT	3FG-3FGA	PCT	FT-FTA	PCT	OFF	DEF	TOT	AVG	PF	A	TO	BLK	STL	PTS	AVG
at James Madison	11/09/2021		03:03	0-0	.000	0-0	.000	0-0	.000	0	0	0	0.0	0	0	0	0	0	0	0.0
at UCLA	11/21/2021		05:38	1-2	.500	0-0	.000	0-0	.000	0	0	0	0.0	0	0	1	0	0	2	1.0
at Cal St. Fullerton	11/23/2021		05:51	0-1	.000	0-0	.000	0-0	.000	0	1	1	0.3	0	1	1	0	0	0	0.7
Rhode Island	11/26/2021		01:53	0-0	.000	0-0	.000	0-0	.000	0	1	1	0.5	1	0	0	0	0	0	0.5
William & Mary	12/02/2021		10:19	0-2	.000	0-0	.000	0-0	.000	0	0	0	0.4	2	0	2	0	0	0	0.4
Totals		**0**	**26:44**	**1-5**	**.200**	**0-0**	**.000**	**0-0**	**.000**	**0**	**2**	**2**	**0.4**	**3**	**1**	**4**	**0**	**0**	**2**	**0.4**

Player Averages

Games Played	Minutes/ game	Points/ game	FG Pct	3FG Pct	FT Pct	Rebounds/ game	Assists/ game	Turnovers/ game	Assist/Turnover ratio	Steals/ game	Blocks/ game
5	5.3	0.4	20.0	0.0	0.0	0.4	0.2	0.8	0.3	0.0	0.0

STOJSAVLJEVIC, Tihana

				Field Goals		3-Point		F-Throws		Rebounds									Scoring	
SEASON	TEAM	GP-GS	MIN/AVG	FG-FGA	FG%	3FG-3FGA	3FG%	FT-FTA	FT%	OFF	DEF	TOT	AVG	PF-FO	A	TO	BLK	STL	PTS	AVG
2016-17	Maine	19-0	93/4.9	11-27	.407	1-2	.500	5-7	.714	0	11	11	0.6	29-0	4	18	5	2	28	1.5
2018-19	TTU	10-0	41/4.1	3-12	.250	0-1	.000	1-2	.500	3	9	12	1.2	5-0	2	7	0	1	7	0.7
2019-20	UVa	14-0	78/5.6	3-16	.188	1-3	.333	1-2	.500	4	15	19	1.4	14-0	0	6	3	2	8	0.6
2020-21	UVa	1-1	24/23.7	2-5	.400	0-1	.000	0-0	.000	1	1	2	2.0	3-0	0	5	0	2	4	4.0
2021-22	UVa	2-0	17/8.4	2-5	.400	0-0	.000	0-1	.000	2	5	7	3.5	3-0	1	2	1	0	4	2.0
TOTAL FOR UVa		**17-1**	**119/7.0**	**7-26**	**.269**	**1-4**	**.250**	**1-3**	**.333**	**7**	**21**	**28**	**1.6**	**20-0**	**1**	**13**	**4**	**4**	**16**	**0.9**
TOTAL		**46-1**	**253/5.5**	**21-65**	**.323**	**2-7**	**.286**	**7-12**	**.583**	**10**	**41**	**51**	**1.1**	**54-0**	**7**	**38**	**9**	**7**	**51**	**1.1**

Single Game Highs

Statistic	Value	
Points	7	at Bryant 12/17/16
Rebounds	8	vs Syracuse 02/02/20
Assists	2	at TCU 01/16/19
Steals	2	vs Syracuse 02/02/20, at UCF 11/25/20
Blocks	2	vs Notre Dame 01/26/20
FG Made	3	at Bryant 12/17/16
FG Attempts	5	at Bryant 12/17/16, vs UMass Lowell 02/09/17, at UCF 11/25/20
3FG Made	1	at Bryant 12/17/16, at Duke 02/20/20
3FG Attempts	1	7 times
FT Made	2	vs Northeastern 12/07/16, at South Carolina 11/21/16
FT Attempts	3	at South Carolina 11/21/16

2021-22 AT VIRGINIA
- Suffered a season-ending injury in the USC game (11/14)

2020-21 AT VIRGINIA
- Made her first career start at UCF, scoring the first four points of the game (11/25)
- Suffered an injury in the UCF game and will miss the remainder of the season

2019-20 AT VIRGINIA
- Joined the team as a graduate transfer in late December
- Appeared in 14 games, grabbing 19 rebounds while also scoring eight points
- Made her Virginia debut at Georgia Tech, grabbing three rebounds in eight minutes of playing time (12/29)
- Played a season-high 15 minutes against Duke (1/9)
- Had a career-high eight rebounds against Syracuse (2/2)
- ACC Academic Honor Roll

2018-19 AT TEXAS TECH
- Named to the Academic All-Big 12 First Team
- Played in 10 games in her first season with the Lady Raiders
- Averaged 0.7 points and 1.2 rebounds while averaging 4.1 minutes of action
- Shot 25 percent from the field and went 1-for-2 from FT line
- At TCU (1/16) scored 2 points with three rebounds and two assists

2017-18 AT TEXAS TECH
- Sat out due to NCAA Transfer rules

2016-17 AT MAINE
- Saw action in 19 games for the Black Bears
- Shot .407 from the field and .500 from beyond the arc

#5 STOJSAVLJEVIC, Tihana

				Total		3-Pointers		Free throws		Rebounds										
Opponent	Date	GS	MIN	FG-FGA	PCT	3FG-3FGA	PCT	FT-FTA	PCT	OFF	DEF	TOT	AVG	PF	A	TO	BLK	STL	PTS	AVG
at James Madison	11/09/2021		08:36	1-3	.333	0-0	.000	0-1	.000	2	2	4	4.0	3	1	2	0	0	2	2.0
Southern California	11/14/2021		08:11	1-2	.500	0-0	.000	0-0	.000	0	3	3	3.5	0	0	0	1	0	2	2.0
Totals		**0**	**16:47**	**2-5**	**.400**	**0-0**	**.000**	**0-1**	**.000**	**2**	**5**	**7**	**3.5**	**3**	**1**	**2**	**1**	**0**	**4**	**2.0**

Player Averages

Games Played	Minutes/ game	Points/ game	FG Pct	3FG Pct	FT Pct	Rebounds/ game	Assists/ game	Turnovers/ game	Assist/Turnover ratio	Steals/ game	Blocks/ game
2	8.4	2.0	40.0	0.0	0.0	3.5	0.5	1.0	0.5	0.0	0.5

TAYLOR, Camryn

				Field Goals		3-Point		F-Throws		Rebounds										Scoring	
SEASON	TEAM	GP-GS	MIN/AVG	FG-FGA	FG%	3FG-3FGA	3FG%	FT-FTA	FT%	OFF	DEF	TOT	AVG	PF-FO	A	TO	BLK	STL	PTS	AVG
2019-20	Marq	31-0	506/16.3	114-214	.533	0-0	.000	59-94	.628	47	71	118	3.8	74-1	22	40	17	12	287	9.3
2020-21	Marq	26-26	640/24.6	128-248	.516	0-3	.000	55-82	.671	74	105	179	6.9	85-3	44	53	10	15	311	12.0
2021-22	UVa	8-8	225/28.1	48-106	.453	0-5	.000	26-36	.722	22	36	58	7.3	20-0	11	25	2	10	122	15.3
TOTAL FOR UVa		**8-8**	**225/28.1**	**48-106**	**.453**	**0-5**	**.000**	**26-36**	**.722**	**22**	**36**	**58**	**7.3**	**20-0**	**11**	**25**	**2**	**10**	**122**	**15.3**
TOTAL		**65-34**	**1371/21.1**	**290-568**	**.511**	**0-8**	**.000**	**140-212**	**.660**	**143**	**212**	**355**	**5.5**	**179-4**	**77**	**118**	**29**	**37**	**720**	**11.1**

Single Game Highs

Statistic	Value	
Points	27	vs Milwaukee 12/02/20, at Creighton 02/01/21, at James Madison 11/09/21
Rebounds	13	vs UConn 03/08/21
Assists	5	at Butler 01/24/21
Steals	3	4 times
Blocks	2	6 times
FG Made	12	vs Milwaukee 12/02/20, at Creighton 02/01/21
FG Attempts	20	vs Milwaukee 12/02/20
3FG Attempts	2	vs Southern California 11/14/21
FT Made	7	at James Madison 11/09/21
FT Attempts	10	vs Seton Hall 01/12/20, at James Madison 11/09/21

2020-21

- Matched her career high with a 27-point performance in her Virginia debut at JMU (11/9)
- Had her second 20-point effort with 22 points against Rhode Island (11/26)
- Had the Cavaliers' first double-double with 14 points and 12 rebounds against William & Mary (12/2)
- Scored in double figures in seven of her first eight games

BEFORE UVA

- Played two seasons at Marquette (2019-21)
- 2020-21 All-BIG EAST honorable mention
- 2019-20 BIG EAST All-Freshman team
- As a sophomore, averaged 12.0 points, 6.9 rebounds and 1.7 assists per game, finishing 21st in the BIG EAST in scoring and sixth in rebounding
- Scored 15 points, two rebounds and an assist in the NCAA tournament against Va. Tech (3/21/21)
- As a freshman, saw action in 31 games off the bench, finishing fourth on the team in scoring (9.3 ppg)

BACKGROUND

- A three-time member of the All-Big 12 First Team as a high school player at Richwoods, earning the conference's Player of the Year award in 2019
- Journal Star 2018 Player of the Year
- In her junior and senior year earned IBCA and AP First Team honors
- Led her team to a Class 3A State Championship as a junior
- Ranked No. 28 at her position by Blue Star
- Sociology major

#20 TAYLOR, Camryn

				Total		3-Pointers		Free throws		Rebounds										
Opponent	Date	GS	MIN	FG-FGA	PCT	3FG-3FGA	PCT	FT-FTA	PCT	OFF	DEF	TOT	AVG	PF	A	TO	BLK	STL	PTS	AVG
at James Madison	11/09/2021	*	27:06	10-15	.667	0-0	.000	7-10	.700	3	4	7	7.0	3	2	6	0	0	27	27.0
Southern California	11/14/2021	*	18:04	3-13	.231	0-2	.000	0-0	.000	2	3	5	6.0	3	0	3	0	1	6	16.5
UCF	11/17/2021	*	30:05	4-10	.400	0-0	.000	2-4	.500	1	3	4	5.3	3	2	3	0	2	10	14.3
at UCLA	11/21/2021	*	31:06	3-9	.333	0-1	.000	6-7	.857	2	4	6	5.5	1	0	2	1	3	12	13.8
at Cal St. Fullerton	11/23/2021	*	27:45	8-14	.571	0-1	.000	1-1	1.000	2	7	9	6.2	1	1	4	0	0	17	14.4
Rhode Island	11/26/2021	*	31:09	9-18	.500	0-0	.000	4-6	.667	3	3	6	6.2	4	1	3	0	1	22	15.7
Richmond	11/28/2021	*	27:10	5-14	.357	0-0	.000	4-4	1.000	5	4	9	6.6	2	2	2	0	0	14	15.4
William & Mary	12/02/2021	*	32:13	6-13	.462	0-1	.000	2-4	.500	4	8	12	7.3	3	3	2	1	3	14	15.3
Totals		**8**	**224:39**	**48-106**	**.453**	**0-5**	**.000**	**26-36**	**.722**	**22**	**36**	**58**	**7.3**	**20**	**11**	**25**	**2**	**10**	**122**	**15.3**

Player Averages

Games Played	Minutes/ game	Points/ game	FG Pct	3FG Pct	FT Pct	Rebounds/ game	Assists/ game	Turnovers/ game	Assist/Turnover ratio	Steals/ game	Blocks/ game
8	28.1	15.3	45.3	0.0	72.2	7.3	1.4	3.1	0.4	1.3	0.3

TOI, Amandine

				Field Goals		3-Point		F-Throws		Rebounds									Scoring	
SEASON	TEAM	GP-GS	MIN/AVG	FG-FGA	FG%	3FG-3FGA	3FG%	FT-FTA	FT%	OFF	DEF	TOT	AVG	PF-FO	A	TO	BLK	STL	PTS	AVG
2019-20	UVa	30-28	668/22.3	47-137	.343	26-81	.321	11-21	.524	7	22	29	1.0	51-0	40	61	5	6	131	4.4
2020-21	UVa	5-5	193/38.6	24-66	.364	15-33	.455	7-10	.700	4	9	13	2.6	14-0	10	26	0	2	70	14.0
2021-22	UVa	8-8	280/35.0	38-88	.432	14-48	.292	10-18	.556	6	17	23	2.9	19-1	20	34	3	8	100	12.5
TOTAL		**43-41**	**1141/26.5**	**109-291**	**.375**	**55-162**	**.340**	**28-49**	**.571**	**17**	**48**	**65**	**1.5**	**84-1**	**70**	**121**	**8**	**16**	**301**	**7.0**

Single Game Highs

Statistic	Value	
Points	23	vs Clemson 12/10/20
Rebounds	5	vs Southern California 11/14/21, at Cal St. Fullerton 11/23/21
Assists	6	vs Bucknell 11/05/19, vs James Madison 12/03/20
Steals	2	vs UCF 11/17/21, vs Rhode Island 11/26/21, vs Richmond 11/28/21
Blocks	2	vs Syracuse 02/02/20
FG Made	9	vs Richmond 11/28/21
FG Attempts	20	vs Clemson 12/10/20
3FG Made	5	vs Clemson 12/10/20, at Florida St. 12/13/20
3FG Attempts	9	vs Clemson 12/10/20, at Florida St. 12/13/20, at Cal St. Fullerton 11/23/21
FT Made	4	at Cal St. Fullerton 11/23/21
FT Attempts	5	vs Bucknell 11/05/19, vs Richmond 11/28/21

2021-22 SEASON

- Scored 20 points in a Tuesday win at Fullerton, going 4-of-9 from three-point range. Followed the Fullerton game with a 17-point performance three days later against Rhode Island (11/26). Had her second 20-point game of the week in a Sunday game against Richmond (11/28)

2020-21 SEASON

- Scored 12 points, one shy of a career high, against ECU (11/29)
- Followed that with a then-career-high 17 points against JMU, also matching her career high in assists with six (12/3)
- Had the Cavaliers first 20-point game of the year with 23 points against Clemson, including making five three-pointers
- Was leading the ACC in scoring in conference games (21.5 ppg) when the season ended
- Earned her bachelor of arts degree in May, majoring in French

2019-20 SEASON

- Played in all 30 games with 28 starts
- Averaged 4.3 points and 1.0 rebounds per game
- Hit 26 three-pointers, shooting 32.1 percent from long range
- Made her two-year-delayed collegiate debut against Bucknell, making a three-pointer with her very first shot and finishing the game with 11 points and 6 assists (11/5)
- Scored 12 points against Virginia Tech, with eight coming in the third quarter. Went 5-of-6 from the field overall and 2-of-3 from three-point range (1/19)
- Scored 13 points at UNC, with nine coming in the third quarter (1/30)
- ACC Academic Honor Roll

2018-19

- Sustained an injury to her right knee in November and missed the entire season

2017-18

- Sustained an injury to her left knee in November and missed the entire season

#23 TOI, Amandine

				Total		3-Pointers		Free throws		Rebounds										
Opponent	Date	GS	MIN	FG-FGA	PCT	3FG-3FGA	PCT	FT-FTA	PCT	OFF	DEF	TOT	AVG	PF	A	TO	BLK	STL	PTS	AVG
at James Madison	11/09/2021	*	32:13	1-10	.100	0-7	.000	2-4	.500	0	3	3	3.0	2	2	2	0	0	4	4.0
Southern California	11/14/2021	*	34:13	2-8	.250	0-4	.000	0-0	.000	3	2	5	4.0	3	2	4	1	1	4	4.0
UCF	11/17/2021	*	37:15	2-8	.250	2-7	.286	1-2	.500	0	1	1	3.0	2	4	7	0	2	7	5.0
at UCLA	11/21/2021	*	36:03	4-9	.444	2-6	.333	0-0	.000	0	3	3	3.0	0	2	4	0	0	10	6.3
at Cal St. Fullerton	11/23/2021	*	38:01	6-14	.429	4-9	.444	4-4	1.000	0	5	5	3.4	1	3	4	1	1	20	9.0
Rhode Island	11/26/2021	*	31:03	7-13	.538	2-3	.667	1-2	.500	0	1	1	3.0	5	3	3	0	2	17	10.3
Richmond	11/28/2021	*	40:00	9-15	.600	0-5	.000	2-5	.400	2	1	3	3.0	4	2	4	0	2	20	11.7
William & Mary	12/02/2021	*	31:22	7-11	.636	4-7	.571	0-1	.000	1	1	2	2.9	2	2	6	1	0	18	12.5
Totals		**8**	**280:10**	**38-88**	**.432**	**14-48**	**.292**	**10-18**	**.556**	**6**	**17**	**23**	**2.9**	**19**	**20**	**34**	**3**	**8**	**100**	**12.5**

Player Averages

Games Played	Minutes/ game	Points/ game	FG Pct	3FG Pct	FT Pct	Rebounds/ game	Assists/ game	Turnovers/ game	Assist/Turnover ratio	Steals/ game	Blocks/ game
8	35.0	12.5	43.2	29.2	55.6	2.9	2.5	4.3	0.6	1.0	0.4

#2
TAYLOR VALLADAY
5-7 GUARD
JUNIOR
CHICAGO, ILL.

VALLADAY, Taylor

				Field Goals		3-Point		F-Throws		Rebounds									Scoring	
SEASON	TEAM	GP-GS	MIN/AVG	FG-FGA	FG%	3FG-3FGA	3FG%	FT-FTA	FT%	OFF	DEF	TOT	AVG	PF-FO	A	TO	BLK	STL	PTS	AVG
2019-20	Marq	20-0	86/4.3	6-10	.600	1-3	.333	1-4	.250	4	9	13	0.7	4-0	6	9	0	0	14	0.7
2020-21	Marq	26-0	514/19.8	59-120	.492	2-12	.167	14-26	.538	6	38	44	1.7	38-0	46	37	7	25	134	5.2
2021-22	UVa	8-8	227/28.4	16-52	.308	1-8	.125	15-25	.600	4	17	21	2.6	17-1	30	25	0	14	48	6.0
TOTAL FOR UVa		**8-8**	**227/28.4**	**16-52**	**.308**	**1-8**	**.125**	**15-25**	**.600**	**4**	**17**	**21**	**2.6**	**17-1**	**30**	**25**	**0**	**14**	**48**	**6.0**
TOTAL		**54-8**	**827/15.3**	**81-182**	**.445**	**4-23**	**.174**	**30-55**	**.545**	**14**	**64**	**78**	**1.4**	**59-1**	**82**	**71**	**7**	**39**	**196**	**3.6**

Single Game Highs

Statistic	Value	
Points	12	at Seton Hall 01/15/21, at Providence 02/13/21
Rebounds	6	at Villanova 02/21/20, vs Providence 03/06/21, vs Rhode Island 11/26/21
Assists	6	at James Madison 11/09/21, vs Rhode Island 11/26/21
Steals	5	at UCLA 11/21/21
Blocks	1	7 times
FG Made	6	at Seton Hall 01/15/21, at Providence 02/13/21
FG Attempts	13	at UCLA 11/21/21
3FG Made	1	4 times
3FG Attempts	3	vs UConn 02/05/21, at UCLA 11/21/21
FT Made	5	vs Southern California 11/14/21
FT Attempts	6	vs Southern California 11/14/21, vs Rhode Island 11/26/21

2021-22

- Was in the starting lineup for her Cavalier debut at James Madison, playing 38 minutes in the game (11/9)
- Scored a team-high nine points against USC (11/14)
- Had her first double-digit scoring effort at UCLA, scoring 10 points, eight of which came in the second quarter (11/21)
- Scored 10 points with six rebounds and six assists against Rhode Island (11/26)

BEFORE UVA

- Played two seasons at Marquette (2019-21)
- As a sophomore, averaged 5.2 points, 1.8 assists and 1.7 rebounds per game, appearing in every game off the bench
- Had two double-digit scoring performances, scoring 12 points against Seton Hall (1/15/21) and Providence (2/13/21)
- As a freshman, appeared in 20 games, scoring 14 points with 13 rebounds
- 2019-20 BIG EAST All-Academic Team

BACKGROUND

- Top-250 recruit
- All-Southland Athletic Conference
- Guided Rich South High School to consecutive state tournaments
- Southtown All-Area special mention accolades and IBCA All-State special mention honors
- Also ran track and was the Illinois State Champion in the 4×200
- Sociology major

#2 VALLADAY, Taylor

				Total		3-Pointers		Free throws		Rebounds										
Opponent	**Date**	**GS**	**MIN**	**FG-FGA**	**PCT**	**3FG-3FGA**	**PCT**	**FT-FTA**	**PCT**	**OFF**	**DEF**	**TOT**	**AVG**	**PF**	**A**	**TO**	**BLK**	**STL**	**PTS**	**AVG**
at James Madison	11/09/2021	*	38:04	1-8	.125	1-2	.500	1-4	.250	0	3	3	3.0	1	6	3	0	1	4	4.0
Southern California	11/14/2021	*	28:48	2-10	.200	0-0	.000	5-6	.833	0	1	1	2.0	2	3	2	0	1	9	6.5
UCF	11/17/2021	*	29:45	0-3	.000	0-2	.000	0-0	.000	0	3	3	2.3	1	2	6	0	0	0	4.3
at UCLA	11/21/2021	*	30:10	5-13	.385	0-3	.000	0-0	.000	0	1	1	2.0	1	5	3	0	5	10	5.8
at Cal St. Fullerton	11/23/2021	*	26:28	2-4	.500	0-1	.000	1-2	.500	0	4	4	2.4	1	1	1	0	1	5	5.6
Rhode Island	11/26/2021	*	32:56	3-5	.600	0-0	.000	4-6	.667	3	3	6	3.0	5	6	4	0	2	10	6.3
Richmond	11/28/2021	*	24:28	2-6	.333	0-0	.000	3-3	1.000	1	1	2	2.9	2	3	3	0	3	7	6.4
William & Mary	12/02/2021	*	16:22	1-3	.333	0-0	.000	1-4	.250	0	1	1	2.6	4	4	3	0	1	3	6.0
Totals		**8**	**227:01**	**16-52**	**.308**	**1-8**	**.125**	**15-25**	**.600**	**4**	**17**	**21**	**2.6**	**17**	**30**	**25**	**0**	**14**	**48**	**6.0**

Player Averages

Games Played	Minutes/ game	Points/ game	FG Pct	3FG Pct	FT Pct	Rebounds/ game	Assists/ game	Turnovers/ game	Assist/Turnover ratio	Steals/ game	Blocks/ game
8	28.4	6.0	30.8	12.5	60.0	2.6	3.8	3.1	1.2	1.8	0.0

Official Basketball Box Score - Final

Virginia at James Madison

11/09/21 Atlantic Union Bank Center, Harrisonburg
2021-22 Women's Basketball

Game Time: 7:00 PM
Game Duration: 2:16
Attendance: 3,766

Officials:

Virginia - 69 Record: 0-1

NO.	Name		Min	FG M-A	3P M-A	FT M-A	Rebounds OR	DR	TOT	Fouls PF	FD	TP	AS	TO	ST	Blocks BS	BA	+/-
20	Camryn Taylor	F	27:06	10-15	0-0	7-10	3	4	7	3	10	27	2	6	0	0	1	-9
34	London Clarkson	F	11:27	2-2	0-0	0-0	0	1	1	4	0	4	1	0	1	0	0	-10
1	Carole Miller	G	36:55	4-10	0-3	6-6	2	1	3	4	4	14	2	0	0	1	0	-14
2	Taylor Valladay	G	38:04	1-8	1-2	1-4	0	3	3	1	2	4	6	3	1	0	0	-15
23	Amandine Toi	G	32:13	1-10	0-7	2-4	0	3	3	2	2	4	2	2	0	0	0	-15
21	Eleah Parker		23:06	6-9	0-0	0-3	5	4	9	2	4	12	0	2	1	4	0	-10
12	Meg Jefferson		06:58	1-3	0-0	0-0	0	0	0	2	0	2	0	1	1	0	0	0
44	Mckenna Dale		12:32	0-3	0-3	0-0	0	2	2	1	1	0	1	1	0	0	0	9
5	Tihana Stojsavljevic		08:36	1-3	0-0	0-1	2	2	4	3	2	2	1	2	0	0	0	-8
3	Aaliyah Pitts		03:03	0-0	0-0	0-0	0	0	0	0	0	0	0	0	0	0	0	-3
Team							1	3	4			0		1				
Totals				26-63	1-15	16-28	13	23	36	22	25	69	15	18	4	5	1	-15

Technical Fouls::NONE

Shooting By Period		
1st FG%	7-16	43.8%
3PT%	0-3	0.0%
FT%	3-6	50%
2nd FG%	7-17	41.2%
3PT%	1-3	33.3%
FT%	6-8	75%
3rd FG%	6-15	40.0%
3PT%	0-5	0.0%
FT%	0-1	0%
4th FG%	6-15	40.0%
3PT%	0-4	0.0%
FT%	7-13	53.8%
GM FG%	26-63	41.3%
3PT%	1-15	6.7%
FT%	16-28	57.1%

Dead Ball Rebounds: 7, 0

James Madison - 84 Record: 1-0

NO.	Name		Min	FG M-A	3P M-A	FT M-A	Rebounds OR	DR	TOT	Fouls PF	FD	TP	AS	TO	ST	Blocks BS	BA	+/-
14	Annalicia Goodman	F	21:18	2-3	0-0	3-6	5	1	6	5	3	7	0	1	1	0	0	16
2	Jaylin Carodine	G	16:29	3-6	0-1	1-1	0	4	4	3	1	7	0	0	0	0	0	-5
4	Madison Green	G	32:03	0-2	0-1	2-2	0	2	2	1	2	2	3	2	2	0	0	12
25	Jamia Hazell	G	36:55	7-16	1-3	2-2	1	2	3	3	4	17	0	3	1	0	0	16
30	Kiki Jefferson	G	35:08	10-23	1-4	10-11	2	9	11	3	6	31	0	4	1	0	3	17
11	Claire Neff		25:26	4-7	3-5	3-4	3	4	7	4	4	14	0	3	1	0	0	16
33	Steph Ouderkirk		15:54	2-6	0-0	0-2	2	2	4	2	1	4	0	0	1	0	2	1
3	Brianna Tinsley		08:41	0-0	0-0	0-0	0	0	0	2	0	0	0	2	0	0	0	1
5	Bailey Williams		00:28	0-0	0-0	0-0	0	0	0	0	0	0	0	0	0	0	0	-2
23	Mikaya Tynes		05:20	1-2	0-0	0-1	2	1	3	3	1	2	0	2	0	1	0	2
12	Sherese Pittman		02:18	0-0	0-0	0-0	0	1	1	0	0	0	0	0	0	0	0	1
Team							2	3	5			0		0				
Totals				29-65	5-14	21-29	17	29	46	26	22	84	3	17	7	1	5	15

Technical Fouls: Green 4th 4:50

Shooting By Period		
1st FG%	6-17	35.3%
3PT%	1-3	33.3%
FT%	9-12	75%
2nd FG%	7-17	41.2%
3PT%	1-6	16.7%
FT%	7-8	87.5%
3rd FG%	11-19	57.9%
3PT%	2-3	66.7%
FT%	3-7	42.9%
4th FG%	5-12	41.7%
3PT%	1-2	50.0%
FT%	2-2	100%
GM FG%	29-65	44.6%
3PT%	5-14	35.7%
FT%	21-29	72.4%

Dead Ball Rebounds: 4, 0

	UVA	JMU
Biggest lead	0 (1st 10:00)	21 (3rd 0:13)
Best Scoring Run	9(4th 7:52)	7(1st 0:50)
Lead Changes	0	
Times Tied	0	
Time with Lead	00:00	39:26

Points from	UVA	JMU
Turnovers	6	24
Paint	44	42
Second Chance	15	23
Fast Breaks	4	6
Bench	16	20

Period by Period Scoring	1st	2nd	3rd	4th	TOT
UVA	17	21	12	19	69
JMU	22	22	27	13	84

Official Basketball Box Score - Final

Southern California at Virginia

11/14/21 John Paul Jones Arena, Charlottesville
UVA vs USC Women's Basketball

Game Time: 1:00 PM
Game Duration: 1:51
Attendance: 1,385

Officials: Maj Forsberg, Jennifer Rezac, Jules Gallien

Southern California - 65 Record: 2-0

NO.	Name		Min	FG M-A	3P M-A	FT M-A	Rebounds OR	DR	TOT	Fouls PF	FD	TP	AS	TO	ST	Blocks BS	BA	+/-
5	Jordan Sanders	F	33:33	4-13	2-5	3-3	1	4	5	2	1	13	2	1	6	0	1	22
32	Jordyn Jenkins	F	19:01	1-6	0-1	1-4	2	0	2	1	4	3	2	3	0	1	1	2
15	Angel Jackson	C	16:45	2-5	0-0	1-2	0	1	1	3	2	5	0	0	0	3	0	4
3	Tera Reed	G	35:29	3-8	2-4	5-7	0	6	6	3	4	13	2	3	4	0	0	19
24	Desiree Caldwell	G	33:24	2-10	0-2	1-2	4	6	10	2	3	5	4	1	0	1	1	19
34	Clarice Akunwafo		20:17	3-7	0-0	4-6	3	7	10	3	4	10	0	1	0	1	0	14
13	Rayah Marshall		22:22	8-14	0-1	0-1	4	5	9	0	2	16	1	1	2	0	0	14
22	Kyra White		06:36	0-0	0-0	0-0	0	1	1	3	0	0	1	1	0	0	0	-2
12	Bella Perkins		09:23	0-2	0-2	0-0	1	1	2	0	0	0	1	0	0	0	0	-7
10	Amaya Oliver		01:35	0-0	0-0	0-0	0	2	2	0	0	0	0	1	0	0	0	0
23	Madison Campbell		01:35	0-0	0-0	0-0	0	0	0	0	0	0	0	0	0	0	0	0
Team							2	2	4			0		0				
Totals				23-65	4-15	15-25	17	35	52	17	20	65	13	12	12	6	3	17

Technical Fouls::NONE

Shooting By Period		
1st FG%	5-16	31.3%
3PT%	2-6	33.3%
FT%	5-8	62.5%
2nd FG%	5-12	41.7%
3PT%	2-5	40.0%
FT%	5-7	71.4%
3rd FG%	7-22	31.8%
3PT%	0-2	0.0%
FT%	4-7	57.1%
4th FG%	6-15	40.0%
3PT%	0-2	0.0%
FT%	1-3	33.3%
GM FG%	23-65	35.4%
3PT%	4-15	26.7%
FT%	15-25	60.0%

Dead Ball Rebounds: 5, 0

Virginia - 48 Record: 0-2

NO.	Name		Min	FG M-A	3P M-A	FT M-A	Rebounds OR	DR	TOT	Fouls PF	FD	TP	AS	TO	ST	Blocks BS	BA	+/-
20	Camryn Taylor	F	18:04	3-13	0-2	0-0	2	3	5	3	2	6	0	3	1	0	2	-20
21	Eleah Parker	C	08:55	0-2	0-0	0-0	2	2	4	5	0	0	0	1	0	0	2	-5
1	Carole Miller	G	20:39	2-4	2-4	0-0	0	3	3	2	0	6	1	3	0	0	0	-20
2	Taylor Valladay	G	28:48	2-10	0-0	5-6	0	1	1	2	3	9	3	2	1	0	2	-21
23	Amandine Toi	G	34:13	2-8	0-4	0-0	3	2	5	3	1	4	2	4	1	1	0	-17
44	Mckenna Dale		14:08	1-4	0-2	0-0	0	0	0	0	0	2	1	0	1	0	0	8
5	Tihana Stojsavljevic		08:11	1-2	0-0	0-0	0	3	3	0	0	2	0	0	0	1	0	5
34	London Clarkson		28:22	3-7	0-0	2-9	3	3	6	1	6	8	2	2	0	0	0	-17
12	Meg Jefferson		16:28	2-6	0-0	2-2	1	3	4	1	3	6	0	0	0	0	0	3
14	Kaydan Lawson		22:12	2-7	0-1	1-1	2	7	9	3	2	5	3	0	0	1	0	-1
Team							2	3	5			0		0				
Totals				18-63	2-13	10-18	15	30	45	20	17	48	12	15	4	3	6	-17

Technical Fouls::NONE

Shooting By Period		
1st FG%	6-18	33.3%
3PT%	0-2	0.0%
FT%	4-6	66.7%
2nd FG%	6-17	35.3%
3PT%	1-4	25.0%
FT%	1-2	50%
3rd FG%	4-15	26.7%
3PT%	1-4	25.0%
FT%	3-6	50%
4th FG%	2-13	15.4%
3PT%	0-3	0.0%
FT%	2-4	50%
GM FG%	18-63	28.6%
3PT%	2-13	15.4%
FT%	10-18	55.6%

Dead Ball Rebounds: 3, 0

	USC	UVA
Biggest lead	17 (4th 2:30)	1 (2nd 9:01)
Best Scoring Run	11(1st 6:46)	5(1st 0:48)
Lead Changes	2	
Times Tied	1	
Time with Lead	38:58	00:20

Points from	USC	UVA
Turnovers	17	7
Paint	30	20
Second Chance	10	5
Fast Breaks	12	4
Bench	26	23

Period by Period Scoring	1st	2nd	3rd	4th	TOT
USC	17	17	18	13	65
UVA	16	14	12	6	48

Official Basketball Box Score - Final

UCF at Virginia

11/17/21 John Paul Jones Arena, Charlottesville
2021-22 Women's Basketball

Game Time: 7:00 PM
Game Duration: 1:54
Attendance: 1,432

Officials: Ruslanni Spurlock-Valish, Talisa Green, Meadow Overstreet

UCF - 59 Record: 2-1

NO.	Name		Min	FG M-A	3P M-A	FT M-A	Rebounds OR	DR	TOT	Fouls PF	FD	TP	AS	TO	ST	Blocks BS	BA	+/-
5	Masseny Kaba	F	19:57	0-4	0-0	0-0	2	0	2	4	0	0	2	3	0	1	0	7
33	Destiny Thomas	F	25:13	1-4	0-0	0-0	3	6	9	4	1	2	0	0	1	1	0	10
1	Tay Sanders	G	28:45	6-10	0-0	3-3	0	3	3	0	3	15	0	6	2	0	0	10
23	Alisha Lewis	G	34:49	3-6	2-4	3-4	0	4	4	0	2	11	2	2	5	0	1	18
25	Ahna Burney	G	16:34	0-3	0-3	2-2	0	0	0	2	1	2	2	0	1	0	0	11
32	Brittney Smith		24:30	4-7	0-0	4-4	2	8	10	3	4	12	2	6	1	0	0	18
3	Diamond Battles		20:18	2-6	0-0	0-0	0	2	2	2	0	4	1	4	1	0	0	11
31	Shania Meertens		18:25	2-3	0-1	1-2	0	3	3	0	2	5	1	2	0	1	0	10
30	Neila Luma		09:11	2-3	0-0	1-2	0	0	0	2	2	5	1	0	0	0	0	4
0	Laila Jewett		01:09	1-1	1-1	0-0	0	0	0	0	0	3	0	0	0	0	0	3
11	Rebecca Ripley		01:09	0-0	0-0	0-0	0	1	1	0	0	0	0	0	0	0	0	3
Team							2	3	5			0		0				
Totals				21-47	3-9	14-17	9	30	39	17	15	59	11	23	11	3	1	21

Technical Fouls: NONE

Shooting By Period		
1st FG%	7-11	63.6%
3PT%	0-2	0.0%
FT%	2-2	100%
2nd FG%	7-12	58.3%
3PT%	1-1	100.0%
FT%	3-3	100%
3rd FG%	3-14	21.4%
3PT%	1-4	25.0%
FT%	6-8	75%
4th FG%	4-10	40.0%
3PT%	1-2	50.0%
FT%	3-4	75%
GM FG%	21-47	44.7%
3PT%	3-9	33.3%
FT%	14-17	82.4%

Dead Ball Rebounds: 2, 0

Virginia - 38 Record: 0-3

NO.	Name		Min	FG M-A	3P M-A	FT M-A	Rebounds OR	DR	TOT	Fouls PF	FD	TP	AS	TO	ST	Blocks BS	BA	+/-
20	Camryn Taylor	F	30:05	4-10	0-0	2-4	1	3	4	3	5	10	2	3	2	0	0	-5
21	Eleah Parker	C	14:42	2-3	0-0	1-2	0	4	4	2	1	5	1	1	0	0	0	-6
1	Carole Miller	G	21:22	1-3	1-2	0-0	1	2	3	0	0	3	1	0	0	0	1	-1
2	Taylor Valladay	G	29:45	0-3	0-2	0-0	0	3	3	1	4	0	2	6	0	0	0	-23
23	Amandine Toi	G	37:15	2-8	2-7	1-2	0	1	1	2	1	7	4	7	2	0	0	-14
14	Kaydan Lawson		22:21	1-7	1-3	0-0	1	3	4	1	0	3	1	2	2	1	1	-18
34	London Clarkson		23:24	2-3	0-0	1-3	1	1	2	5	4	5	1	1	2	0	0	-15
12	Meg Jefferson		04:09	1-1	0-0	1-2	0	0	0	1	1	3	0	0	1	0	0	-6
44	Mckenna Dale		13:04	0-4	0-4	0-2	0	1	1	0	1	0	0	0	0	0	0	-11
13	Deja Bristol		03:53	1-2	0-0	0-0	0	0	0	0	0	2	0	1	0	0	1	-6
Team							1	0	1			0		1				
Totals				14-44	4-18	6-15	5	18	23	16	17	38	12	22	9	1	3	-21

Technical Fouls: Coach 3 rd 4:12

Shooting By Period		
1st FG%	4-7	57.1%
3PT%	2-3	66.7%
FT%	1-2	50%
2nd FG%	4-11	36.4%
3PT%	0-1	0.0%
FT%	1-2	50%
3rd FG%	2-12	16.7%
3PT%	1-5	20.0%
FT%	0-2	0%
4th FG%	4-14	28.6%
3PT%	1-9	11.1%
FT%	4-9	44.4%
GM FG%	14-44	31.8%
3PT%	4-18	22.2%
FT%	6-15	40.0%

Dead Ball Rebounds: 4, 0

	UCF	UVA
Biggest lead	23 (3 rd 4:04)	3 (1 st 9:02)
Best Scoring Run	11 (2 nd 1:04)	8 (4 th 5:55)
Lead Changes	1	
Times Tied	1	
Time with Lead	35:36	02:01

Points from	UCF	UVA
Turnovers	24	13
Paint	24	10
Second Chance	12	4
Fast Breaks	19	3
Bench	29	13

Period by Period Scoring	1st	2nd	3rd	4th	TOT
UCF	16	18	13	12	59
UVA	11	9	5	13	38

Official Basketball Box Score - Final

Virginia at UCLA

11/21/21 Pauley Pavilion, Los Angeles
2021-22 Women's Basketball

Game Time: 3:00 PM
Game Duration: 2:03
Attendance: 1,077

Officials: Melissa Barlow, Tyler Trimble, Benny Luna

Virginia - 57 Record: 0-4

NO.	Name		Min	FG M-A	3P M-A	FT M-A	Rebounds OR	DR	TOT	Fouls PF	FD	TP	AS	TO	ST	Blocks BS	BA	+/-
20	Camryn Taylor	F	31:06	3-9	0-1	6-7	2	4	6	1	4	12	0	2	3	1	0	-9
21	Eleah Parker	C	25:37	3-5	0-0	0-0	1	5	6	2	2	6	1	4	0	0	2	2
1	Carole Miller	G	24:23	5-8	2-4	2-2	3	1	4	1	2	14	1	1	1	0	0	-9
2	Taylor Valladay	G	30:10	5-13	0-3	0-0	0	1	1	1	2	10	5	3	5	0	1	-2
23	Amandine Toi	G	36:03	4-9	2-6	0-0	0	3	3	0	3	10	2	4	0	0	0	-8
44	Mckenna Dale		06:44	0-0	0-0	0-0	1	0	1	1	1	0	1	0	1	0	0	-3
34	London Clarkson		15:46	0-2	0-0	0-0	1	0	1	1	0	0	1	1	0	0	0	-8
14	Kaydan Lawson		17:02	0-4	0-3	2-4	0	1	1	2	2	2	1	3	1	0	0	-19
12	Meg Jefferson		07:31	0-0	0-0	1-2	0	0	0	2	2	1	1	0	0	0	0	-9
3	Aaliyah Pitts		05:38	1-2	0-0	0-0	0	0	0	0	0	2	0	1	0	0	0	5
Team							1	3	4			0		0				
Totals				21-52	4-17	11-15	9	18	27	12	18	57	13	19	11	1	3	-12

Technical Fouls: Bench 4th 5:49

Shooting By Period		
1st FG%	4-11	36.4%
3PT%	0-2	0.0%
FT%	3-4	75%
2nd FG%	8-15	53.3%
3PT%	2-8	25.0%
FT%	0-0	0%
3rd FG%	4-14	28.6%
3PT%	1-4	25.0%
FT%	2-2	100%
4th FG%	5-12	41.7%
3PT%	1-3	33.3%
FT%	6-9	66.7%
GM FG%	21-52	40.4%
3PT%	4-17	23.5%
FT%	11-15	73.3%

Dead Ball Rebounds: 2, 0

UCLA - 69 Record: 3-0

NO.	Name		Min	FG M-A	3P M-A	FT M-A	Rebounds OR	DR	TOT	Fouls PF	FD	TP	AS	TO	ST	Blocks BS	BA	+/-
24	Ilmar'I Thomas	F	34:06	6-10	2-3	5-5	1	0	1	0	3	19	3	0	1	2	0	19
1	Kayla Owens	G	32:51	2-7	1-1	0-0	1	5	6	4	1	5	5	2	1	1	0	3
2	Dominique Onu	G	30:30	2-3	2-2	0-0	1	3	4	4	1	6	1	5	2	0	1	12
23	Natalie Chou	G	39:08	8-10	2-3	2-2	0	2	2	3	1	20	2	3	1	0	0	10
31	Jaelynn Penn	G	37:15	6-16	2-8	2-2	1	4	5	2	3	16	7	5	0	0	0	12
0	Chantel Horvat		11:45	1-1	0-0	1-1	1	0	1	1	1	3	0	2	1	0	0	-4
43	Izzy Anstey		14:25	0-2	0-0	0-0	0	4	4	4	1	0	2	4	0	0	0	8
Team							1	6	7			0		0				
Totals				25-49	9-17	10-10	6	24	30	18	11	69	20	21	6	3	1	12

Technical Fouls::NONE

Shooting By Period		
1st FG%	7-12	58.3%
3PT%	2-3	66.7%
FT%	2-2	100%
2nd FG%	5-16	31.3%
3PT%	2-6	33.3%
FT%	2-2	100%
3rd FG%	5-8	62.5%
3PT%	1-3	33.3%
FT%	2-2	100%
4th FG%	8-13	61.5%
3PT%	4-5	80.0%
FT%	4-4	100%
GM FG%	25-49	51.0%
3PT%	9-17	52.9%
FT%	10-10	100.0%

Dead Ball Rebounds: 0, 0

	VIRGIN	UCLA
Biggest lead	2 (1st 9:56)	19 (4th 5:46)
Best Scoring Run	8(4th 1:11)	10(4th 8:52)
Lead Changes	3	
Times Tied	4	
Time with Lead	00:35	37:14

Points from	VIRGIN	UCLA
Turnovers	14	13
Paint	20	14
Second Chance	9	9
Fast Breaks	9	0
Bench	5	3

Period by Period Scoring	1st	2nd	3rd	4th	TOT
VIRGIN	11	18	11	17	57
UCLA	18	14	13	24	69

Official Basketball Box Score - Final

Virginia at Cal St. Fullerton

11/23/21 Titan Gym, Fullerton
2021-22 Women's Basketball

Game Time: 6:00 PM
Game Duration: 2:00
Attendance: 283

Officials: Michol Murray, Brian Woods, Michael Price

Virginia - 60 Record: 1-4

NO.	Name		Min	FG M-A	3P M-A	FT M-A	Rebounds OR	DR	TOT	Fouls PF	FD	TP	AS	TO	ST	Blocks BS	BA	+/-
20	Camryn Taylor	F	27:45	8-14	0-1	1-1	2	7	9	1	4	17	1	4	0	0	0	11
21	Eleah Parker	C	17:22	2-5	0-0	2-2	2	10	12	0	1	6	1	2	0	1	0	-5
1	Carole Miller	G	30:04	2-7	2-5	0-0	2	1	3	2	0	6	3	0	1	0	0	11
2	Taylor Valladay	G	26:28	2-4	0-1	1-2	0	4	4	1	2	5	1	1	1	0	0	15
23	Amandine Toi	G	38:01	6-14	4-9	4-4	0	5	5	1	5	20	3	4	1	1	0	15
34	London Clarkson		26:06	0-4	0-0	1-2	0	2	2	3	2	1	0	0	1	2	1	11
14	Kaydan Lawson		09:02	2-5	1-3	0-0	1	2	3	1	0	5	1	1	1	0	1	10
44	Mckenna Dale		10:34	0-3	0-3	0-0	0	0	0	0	0	0	2	0	0	0	0	-12
3	Aaliyah Pitts		05:51	0-1	0-0	0-0	0	1	1	0	0	0	1	1	0	0	0	-3
12	Meg Jefferson		08:47	0-0	0-0	0-0	0	2	2	0	0	0	1	2	1	0	0	7
Team							1	0	1			0		3				
Totals				22-57	7-22	9-11	8	34	42	9	14	60	14	18	6	4	2	12

Technical Fouls::NONE

Shooting By Period		
1st FG%	6-14	42.9%
3PT%	2-5	40.0%
FT%	2-2	100%
2nd FG%	7-17	41.2%
3PT%	3-8	37.5%
FT%	0-0	0%
3rd FG%	4-12	33.3%
3PT%	0-3	0.0%
FT%	3-4	75%
4th FG%	5-14	35.7%
3PT%	2-6	33.3%
FT%	4-5	80%
GM FG%	22-57	38.6%
3PT%	7-22	31.8%
FT%	9-11	81.8%

Dead Ball Rebounds: 2, 0

Cal St. Fullerton - 48 Record: 2-3

NO.	Name		Min	FG M-A	3P M-A	FT M-A	Rebounds OR	DR	TOT	Fouls PF	FD	TP	AS	TO	ST	Blocks BS	BA	+/-
23	Carolyn Gill	F	27:18	2-7	0-1	0-0	2	7	9	2	1	4	4	0	1	1	2	-9
24	Kathryn Neff	F	37:44	2-7	2-6	1-2	1	4	5	4	2	7	0	1	2	0	0	-16
32	Ashlee Lewis	C	25:49	4-8	0-0	0-0	1	2	3	3	0	8	0	0	0	0	0	-8
3	Lily Klimkiewicz	G	32:02	5-16	2-6	1-2	0	5	5	1	2	13	3	2	2	0	0	-6
55	Fujika Nimmo	G	25:35	4-12	1-3	0-0	1	2	3	0	0	9	4	3	1	0	2	-10
1	Una Jovanovic		21:14	1-3	1-1	1-2	2	1	3	2	1	4	1	2	0	0	0	-6
13	Aixchel Hernandez		14:11	1-4	0-0	1-2	0	1	1	1	2	3	1	0	0	1	0	-4
4	Gabi Vidmar		16:01	0-3	0-2	0-0	0	1	1	0	1	0	0	1	1	0	0	3
10	Eliza de Vera		00:06	0-0	0-0	0-0	0	0	0	0	0	0	0	0	0	0	0	-2
54	Brianna Furch		00:00	0-0	0-0	0-0	0	0	0	1	0	0	0	0	0	0	0	-2
Team							0	3	3			0		2				
Totals				19-60	6-19	4-8	7	26	33	14	9	48	13	11	7	2	4	-12

Technical Fouls::NONE

Shooting By Period		
1st FG%	5-16	31.3%
3PT%	2-6	33.3%
FT%	0-0	0%
2nd FG%	6-13	46.2%
3PT%	1-1	100.0%
FT%	2-4	50%
3rd FG%	2-12	16.7%
3PT%	1-4	25.0%
FT%	0-0	0%
4th FG%	6-19	31.6%
3PT%	2-8	25.0%
FT%	2-4	50%
GM FG%	19-60	31.7%
3PT%	6-19	31.6%
FT%	4-8	50.0%

Dead Ball Rebounds: 4, 1

	UVA	CSF
Biggest lead	13 (3rd 3:27)	2 (2nd 5:00)
Best Scoring Run	8(2nd 3:12)	5(1st 4:15)
Lead Changes	2	
Times Tied	3	
Time with Lead	37:28	00:16

Points from	UVA	CSF
Turnovers	13	10
Paint	26	22
Second Chance	7	1
Fast Breaks	4	3
Bench	6	7

Period by Period Scoring	1st	2nd	3rd	4th	TOT
UVA	16	17	11	16	60
CSF	12	15	5	16	48

Official Basketball Box Score - Final

Rhode Island at Virginia

11/26/21 John Paul Jones Arena, Charlottesville
UVA vs Rhode Island Women's Basketball

Game Time: 12:00 P
Game Duration: 2:0
Attendance: 1,49

Officials: Karen Peaslo, Linda Miles, Bobby Ra

Rhode Island - 80 Record: 7-0

NO.	Name		Min	FG M-A	3P M-A	FT M-A	Rebounds OR	DR	TOT	Fouls PF	FD	TP	AS	TO	ST	Blocks BS	BA	+/-
2	Marie-Paule Foppossi	F	35:23	1-5	0-2	3-6	1	6	7	4	8	5	3	4	1	2	0	24
31	Emmanuelle Tahane	F	37:47	4-10	0-0	5-5	3	3	6	4	3	13	4	2	1	0	0	11
0	Chanell Williams	G	24:01	2-5	1-2	14-15	0	4	4	4	10	19	3	4	2	0	0	5
13	Marta Vargas	G	17:48	1-4	0-1	0-0	0	1	1	0	1	2	2	2	1	0	1	1
21	Dez Elmore	G	36:49	7-10	0-0	8-10	0	7	7	3	6	22	1	1	2	1	0	7
3	Dolly Cairns		29:14	3-5	2-4	2-2	0	1	1	1	2	10	1	1	0	0	0	16
5	Yanni Hendley		08:57	1-1	1-1	3-6	0	0	0	2	3	6	0	0	0	0	0	-2
33	Emmi Rinat		07:48	1-1	1-1	0-0	0	1	1	1	0	3	0	1	1	0	0	-11
20	Mayé Touré		02:13	0-0	0-0	0-0	1	0	1	0	0	0	0	0	0	0	0	-1
Team							1	3	4			0		0				
Totals				20-41	5-11	35-44	6	26	32	19	33	80	14	15	8	3	1	10

Technical Fouls: Williams 2nd 1:42

Shooting By Period		
1st FG%	5-12	41.7%
3PT%	3-4	75.0%
FT%	3-4	75%
2nd FG%	4-12	33.3%
3PT%	0-4	0.0%
FT%	9-13	69.2%
3rd FG%	6-9	66.7%
3PT%	1-1	100.0%
FT%	10-11	90.9%
4th FG%	5-8	62.5%
3PT%	1-2	50.0%
FT%	13-16	81.3%
GM FG%	20-41	48.8%
3PT%	5-11	45.5%
FT%	35 44	79.6%

Dead Ball Rebounds: 6, 0

Virginia - 70 Record: 1-5

NO.	Name		Min	FG M-A	3P M-A	FT M-A	Rebounds OR	DR	TOT	Fouls PF	FD	TP	AS	TO	ST	Blocks BS	BA	+/-
20	Camryn Taylor	F	31:09	9-18	0-0	4-6	3	3	6	4	5	22	1	3	1	0	0	-3
21	Eleah Parker	C	20:25	3-3	0-0	1-2	0	4	4	2	2	7	1	0	1	1	0	-9
1	Carole Miller	G	28:53	0-6	0-2	3-4	0	0	0	3	2	3	2	2	0	0	2	-16
2	Taylor Valladay	G	32:56	3-5	0-0	4-6	3	3	6	5	3	10	6	4	2	0	0	-7
23	Amandine Toi	G	31:03	7-13	2-3	1-2	0	1	1	5	3	17	3	3	2	0	1	1
34	London Clarkson		13:01	0-1	0-0	0-0	0	3	3	4	0	0	1	2	0	0	0	-8
14	Kaydan Lawson		17:33	1-4	1-3	2-2	0	1	1	4	2	5	2	1	0	0	0	6
44	Mckenna Dale		12:13	2-4	2-2	0-0	0	1	1	4	0	6	1	0	0	0	0	-9
12	Meg Jefferson		03:49	0-1	0-0	0-0	0	0	0	2	0	0	0	1	1	0	0	-1
3	Aaliyah Pitts		01:53	0-0	0-0	0-0	0	1	1	1	0	0	0	0	0	0	0	2
13	Deja Bristol		07:05	0-1	0-0	0-2	1	1	2	0	1	0	1	0	0	0	0	-6
Team							4	0	4			0		0				
Totals				25-56	5-10	15-24	11	18	29	34	18	70	18	16	7	1	3	-10

Technical Fouls: Valladay 2nd 1:42

Shooting By Period		
1st FG%	6-15	40.0%
3PT%	0-3	0.0%
FT%	2-4	50%
2nd FG%	7-13	53.8%
3PT%	1-1	100.0%
FT%	6-7	85.7%
3rd FG%	4-15	26.7%
3PT%	3-4	75.0%
FT%	2-4	50%
4th FG%	8-13	61.5%
3PT%	1-2	50.0%
FT%	5-9	55.6%
GM FG%	25-56	44.6%
3PT%	5-10	50.0%
FT%	15-24	62.5%

Dead Ball Rebounds: 3, 0

	URI	UVA
Biggest lead	18 (4 th 5:20)	6 (2 nd 3:58)
Best Scoring Run	9 (1 st 3:24)	9 (4 th 2:39)
Lead Changes	8	
Times Tied	5	
Time with Lead	29:13	07:43

Points from	URI	UVA
Turnovers	22	20
Paint	24	38
Second Chance	5	7
Fast Breaks	19	13
Bench	19	11

Period by Period Scoring	1st	2nd	3rd	4th	TOT
URI	16	17	23	24	80
UVA	14	21	13	22	70

Official Basketball Box Score - Final

Richmond at Virginia

11/28/21 John Paul Jones Arena, Charlottesville
UVA vs UR Women's Basketball

Game Time: 3:30 I
Game Duration: 1:
Attendance: 1,6

Officials: J Vaszily, K Viera, R Bulk

Richmond - 74 Record: 3-3

NO.	Name		Min	FG M-A	3P M-A	FT M-A	Rebounds OR	DR	TOT	Fouls PF	FD	TP	AS	TO	ST	Blocks BS	BA	+/-
11	Cayla Williams	F	17:09	0-1	0-1	0-0	0	0	0	3	1	0	1	2	0	0	0	4
20	Addie Budnik	F	40:00	8-12	2-5	2-2	1	4	5	2	2	20	3	3	0	1	0	9
1	Grace Townsend	G	36:48	7-13	1-1	4-6	0	5	5	2	5	19	9	3	0	0	2	5
24	Kate Klimkiewicz	G	36:40	5-10	2-5	5-8	0	7	7	3	6	17	0	2	4	1	0	10
32	Siobhan Ryan	G	21:28	1-2	0-1	0-0	0	3	3	0	0	2	1	3	0	0	0	4
15	Emma Squires		19:32	3-4	2-2	0-0	2	1	3	3	0	8	0	3	1	0	0	8
21	Kylee Lewandowski		15:26	1-4	1-4	0-2	0	0	0	0	1	3	0	3	1	1	0	1
12	Claire Holt		03:52	0-0	0-0	2-2	0	1	1	0	1	2	0	0	0	0	0	-1
0	Sydney Boone		03:12	0-2	0-0	0-0	1	0	1	1	0	0	0	0	0	0	1	4
2	Aniyah Carpenter		05:53	1-2	1-2	0-0	0	1	1	0	0	3	0	0	0	0	0	1
Team							1	2	3			0		0				
Totals				26-50	9-21	13-20	5	24	29	14	16	74	14	19	6	3	3	9

Technical Fouls: NONE

Shooting By Period		
1st FG%	5-13	38.5%
3PT%	2-4	50.0%
FT%	6-6	100%
2nd FG%	8-17	47.1%
3PT%	3-7	42.9%
FT%	1-2	50%
3rd FG%	6-11	54.5%
3PT%	2-6	33.3%
FT%	0-2	0%
4th FG%	7-9	77.8%
3PT%	2-4	50.0%
FT%	6-10	60%
GM FG%	26-50	52.0%
3PT%	9-21	42.9%
FT%	13 20	65.0%

Dead Ball Rebounds: 4, 0

Virginia - 65 Record: 1-6

NO.	Name		Min	FG M-A	3P M-A	FT M-A	Rebounds OR	DR	TOT	Fouls PF	FD	TP	AS	TO	ST	Blocks BS	BA	+/-
20	Camryn Taylor	F	27:10	5-14	0-0	4-4	5	4	9	2	4	14	2	2	0	0	1	1
34	London Clarkson	F	23:55	0-4	0-0	0-0	1	1	2	1	0	0	3	4	1	0	1	-7
1	Carole Miller	G	31:01	2-7	1-2	1-4	2	6	8	0	2	6	3	1	1	1	0	-12
2	Taylor Valladay	G	24:28	2-6	0-0	3-3	1	1	2	2	2	7	3	3	3	0	0	-10
23	Amandine Toi	G	40:00	9-15	0-5	2-5	2	1	3	4	4	20	2	4	2	0	1	-9
12	Meg Jefferson		04:47	1-1	0-0	0-0	1	0	1	0	0	2	0	0	0	0	0	-1
14	Kaydan Lawson		28:45	3-7	1-4	3-4	1	5	6	3	2	10	2	3	0	2	0	1
44	Mckenna Dale		19:08	2-9	2-7	0-0	4	3	7	4	0	6	0	2	2	0	0	-7
21	Eleah Parker		00:46	0-0	0-0	0-0	0	0	0	0	0	0	0	0	0	0	0	-1
3	Aaliyah Pitts		00:00	0-0	0-0	0-0	0	0	0	0	0	0	0	0	0	0	0	0
Team							2	1	3			0		1				
Totals				24-63	4-18	13-20	19	22	41	16	14	65	15	20	9	3	3	-9

Technical Fouls: NONE

Shooting By Period		
1st FG%	6-17	35.3%
3PT%	3-6	50.0%
FT%	1-3	33.3%
2nd FG%	6-15	40.0%
3PT%	1-6	16.7%
FT%	1-4	25%
3rd FG%	6-16	37.5%
3PT%	0-4	0.0%
FT%	2-2	100%
4th FG%	6-15	40.0%
3PT%	0-2	0.0%
FT%	9-11	81.8%
GM FG%	24-63	38.1%
3PT%	4-18	22.2%
FT%	13-20	65.0%

Dead Ball Rebounds: 3, 0

	RIC	UVA
Biggest lead	12 (4 th 8:05)	3 (1 st 9:47)
Best Scoring Run	9 (1 st 6:35)	7 (4 th 4:23)
Lead Changes	3	
Times Tied	5	
Time with Lead	32:49	04:26

Points from	RIC	UVA
Turnovers	19	14
Paint	34	26
Second Chance	0	11
Fast Breaks	12	13
Bench	16	18

Period by Period Scoring	1st	2nd	3rd	4th	TOT
RIC	18	20	14	22	74
UVA	16	14	14	21	65

Official Basketball Box Score - Final

William & Mary at Virginia

12/02/21 John Paul Jones Arena, Charlottesville
UVA vs W&M Women's Basketball

Game Time: 7:00 PM
Game Duration: 1:53
Attendance: 1,555

Officials: Denise Brooks, Nc Cappel, Rby Jackson

William & Mary - 44 Record: 4-3

NO.	Name		Min	FG M-A	3P M-A	FT M-A	Rebounds OR	DR	TOT	Fouls PF	FD	TP	AS	TO	ST	Blocks BS	BA	+/-
10	Dani McTeer	F	21:29	2-6	0-0	3-6	2	2	4	1	5	7	0	1	1	0	1	-18
20	Bre Bellamy	F	26:02	2-4	1-3	2-2	5	3	8	3	4	7	1	4	3	1	0	-21
1	Sydney Wagner	G	33:15	3-13	0-6	0-0	0	1	1	0	1	6	3	4	1	0	1	-23
12	Ruthie Montella	G	26:47	1-4	1-3	4-6	0	4	4	3	3	7	3	2	0	0	1	-17
25	Kate Sramac	G	35:07	1-12	0-4	0-0	0	5	5	2	3	2	1	8	2	1	1	-25
3	Kayla Beckwith		12:56	0-0	0-0	0-0	0	3	3	3	0	0	0	1	0	1	0	-1
14	Rebekah Frisby-Smith		12:21	2-6	1-1	2-2	1	0	1	1	2	7	0	1	1	0	1	3
24	Ava Stevenson		17:13	2-5	2-4	0-0	0	1	1	0	0	6	1	1	1	0	0	6
31	Madison Magee		11:55	1-3	0-0	0-0	0	1	1	0	2	2	0	0	0	0	0	8
4	Lanni Brown		02:55	0-0	0-0	0-0	0	0	0	0	0	0	1	0	0	0	0	8
Team							4	3	7			0		0				
Totals				14-53	5-21	11-16	12	23	35	13	20	44	10	22	9	3	5	-16

Technical Fouls: NONE

Shooting By Period		
1st FG%	4-15	26.7%
3PT%	1-6	16.7%
FT%	3-4	75%
2nd FG%	2-13	15.4%
3PT%	1-7	14.3%
FT%	1-4	25%
3rd FG%	3-13	23.1%
3PT%	1-5	20.0%
FT%	2-2	100%
4th FG%	5-12	41.7%
3PT%	2-3	66.7%
FT%	5-6	83.3%
GM FG%	14-53	26.4%
3PT%	5-21	23.8%
FT%	11 16	68.8%

Dead Ball Rebounds: 2, 0

Virginia - 60 Record: 2-6

NO.	Name		Min	FG M-A	3P M-A	FT M-A	Rebounds OR	DR	TOT	Fouls PF	FD	TP	AS	TO	ST	Blocks BS	BA	+/-
20	Camryn Taylor	F	32:13	6-13	0-1	2-4	4	8	12	3	2	14	3	2	3	1	0	21
34	London Clarkson	F	17:37	4-5	0-0	2-3	1	4	5	1	2	10	1	3	2	1	0	16
1	Carole Miller	G	20:58	3-4	1-1	0-0	0	2	2	1	2	7	2	1	0	1	0	23
2	Taylor Valladay	G	16:22	1-3	0-0	1-4	0	1	1	4	2	3	4	3	1	0	0	21
23	Amandine Toi	G	31:22	7-11	4-7	0-1	1	1	2	2	2	18	2	6	0	1	0	25
14	Kaydan Lawson		21:55	1-6	0-3	0-0	1	3	4	1	1	2	4	1	0	0	1	-5
21	Eleah Parker		13:47	1-4	0-0	0-0	1	3	4	1	0	2	1	1	0	1	0	11
12	Meg Jefferson		07:45	0-4	0-0	0-0	1	1	2	1	0	0	0	0	0	0	1	-8
44	Mckenna Dale		12:18	1-3	0-1	0-0	2	2	4	0	0	2	0	1	1	0	0	10
3	Aaliyah Pitts		10:19	0-2	0-0	0-0	0	0	0	2	0	0	0	2	0	0	0	-16
13	Deja Bristol		08:38	1-2	0-0	0-0	1	1	2	1	1	2	0	1	0	0	1	-8
15	Annaliese Griffin		06:46	0-2	0-1	0-2	1	1	2	3	1	0	0	1	0	0	0	-10
Team							1	3	4			0		1				
Totals				25-59	5-14	5-14	14	30	44	20	13	60	17	23	7	5	3	16

Technical Fouls: NONE

Shooting By Period		
1st FG%	7-19	36.8%
3PT%	3-6	50.0%
FT%	1-4	25%
2nd FG%	5-13	38.5%
3PT%	0-3	0.0%
FT%	0-1	0%
3rd FG%	9-12	75.0%
3PT%	2-2	100.0%
FT%	3-5	60%
4th FG%	4-15	26.7%
3PT%	0-3	0.0%
FT%	1-4	25%
GM FG%	25-59	42.4%
3PT%	5-14	35.7%
FT%	5-14	35.7%

Dead Ball Rebounds: 6, 0

	W&M	UVA
Biggest lead	2 (1 st 9:23)	26 (3 rd 3:16)
Best Scoring Run	10 (4 th 0:36)	12 (3 rd 7:33)
Lead Changes	5	
Times Tied	3	
Time with Lead	01:26	37:18

Points from	W&M	UVA
Turnovers	16	17
Paint	12	32
Second Chance	5	6
Fast Breaks	1	9
Bench	15	8

Period by Period Scoring	1st	2nd	3rd	4th	TOT
W&M	12	6	9	17	44
UVA	18	10	23	9	60

2021-22 Virginia Women's Basketball
Combined Team Statistics
All games

as of Dec 03, 2021

Game Records

Record	Overall	Home	Away	Neutral
ALL GAMES	2-6	1-4	1-2	0-0
CONFERENCE	0-0	0-0	0-0	0-0
NON-CONFERENCE	2-6	1-4	1-2	0-0

Score by Periods

Team	1st	2nd	3rd	4th	OT	TOT
Virginia	119	124	101	123	0	467
Opponents	131	129	122	141	0	523

Team Box Score

No.	Player				Total		3-Point		F-Throw		Rebounds											
		GP-GS	MIN	AVG	FG-FGA	FG%	3FG-3FGA	3FG%	FT-FTA	FT%	OFF	DEF	TOT	AVG	PF	DQ	A	TO	BLK	STL	PTS	AVG
20	TAYLOR, Camryn	8-8	224:39	28.1	48-106	.453	0-5	.000	26-36	.722	22	36	58	7.3	20	0	11	25	2	10	122	15.3
23	TOI, Amandine	8-8	280:10	35.0	38-88	.432	14-48	.292	10-18	.556	6	17	23	2.9	19	1	20	34	3	8	100	12.5
1	MILLER, Carole	8-8	214:15	26.8	19-49	.388	9-23	.391	12-16	.750	10	16	26	3.3	13	0	15	8	3	3	59	7.4
2	VALLADAY, Taylor	8-8	227:01	28.4	16-52	.308	1-8	.125	15-25	.600	4	17	21	2.6	17	1	30	25	0	14	48	6.0
21	PARKER, Eleah	8-5	124:40	15.6	17-31	.548	0-0	.000	4-9	.444	11	32	43	5.4	14	1	5	11	7	2	38	4.8
14	LAWSON, Kaydan	7-0	138:50	19.8	10-40	.250	4-20	.200	8-11	.727	6	22	28	4.0	15	0	14	11	4	4	32	4.6
34	CLARKSON, London	8-3	159:38	20.0	11-28	.393	0-0	.000	6-17	.353	7	15	22	2.8	20	1	10	13	3	7	28	3.5
44	DALE, Mckenna	8-0	100:41	12.6	6-30	.200	4-22	.182	0-2	.000	7	9	16	2.0	10	0	6	4	0	5	16	2.0
5	STOJSAVLJEVIC, Tihana	2-0	16:47	8.4	2-5	.400	0-0	.000	0-1	.000	2	5	7	3.5	3	0	1	2	1	0	4	2.0
12	JEFFERSON, Meg	8-0	60:14	7.5	5-16	.313	0-0	.000	4-6	.667	3	6	9	1.1	9	0	2	4	0	4	14	1.8
13	BRISTOL, Deja	3-0	19:36	6.5	2-5	.400	0-0	.000	0-2	.000	2	2	4	1.3	1	0	1	2	0	0	4	1.3
3	PITTS, Aaliyah	5-0	26:44	5.3	1-5	.200	0-0	.000	0-0	.000	0	2	2	0.4	3	0	1	4	0	0	2	0.4
15	GRIFFIN, Annaliese	1-0	06:46	6.8	0-2	.000	0-1	.000	0-2	.000	1	1	2	2.0	3	0	0	1	0	0	0	0.0
Team											13	13	26					7				
Total		**8**	**1600**		**175-457**	**.383**	**32-127**	**.252**	**85-145**	**.586**	**94**	**193**	**287**	**35.9**	**147**	**4**	**116**	**151**	**23**	**57**	**467**	**58.4**
Opponents		**8**	**1600**		**177-430**	**.412**	**46-127**	**.362**	**123-169**	**.728**	**79**	**217**	**296**	**37.0**	**138**	**1**	**98**	**140**	**24**	**66**	**523**	**65.4**

Team Statistics

	UVA	OPP
Scoring	**467**	**523**
Points per game	58.4	65.4
Scoring margin	-7.0	-
Field goals-att	**175-457**	**177-430**
Field goal pct	.383	.412
3 point fg-att	**32-127**	**46-127**
3-point FG pct	.252	.362
3-pt FG made per game	4.0	5.8
Free throws-att	**85-145**	**123-169**
Free throw pct	.586	.728
F-Throws made per game	10.6	15.4
Rebounds	**287**	**296**
Rebounds per game	35.9	37.0
Rebounding margin	-1.1	-
Assists	**116**	**98**
Assists per game	14.5	12.3
Turnovers	**151**	**140**
Turnovers per game	18.9	17.5
Turnover margin	-1.4	-
Assist/turnover ratio	0.8	0.7
Steals	**57**	**66**
Steals per game	7.1	8.3
Blocks	**23**	**24**
Blocks per game	2.9	3.0
Winning streak	**1**	**-**
Home win streak	1	-
Attendance	**7540**	**5126**
Home games-Avg/Game	5-1508	3-1709
Neutral site-Avg/Game	-	0-0

Team Results

Date	Opponent		Score	Att.
11/09/2021	at James Madison	L	69-84	3766
11/14/2021	Southern California	L	48-65	1385
11/17/2021	UCF	L	38-59	1432
11/21/2021	at UCLA	L	57-69	1077
11/23/2021	at Cal St. Fullerton	W	60-48	283
11/26/2021	Rhode Island	L	70-80	1498
11/28/2021	Richmond	L	65-74	1670
12/02/2021	William & Mary	W	60-44	1555

2021-22 Virginia Women's Basketball
Season Schedule/Results & Leaders
All games

Game Records

Record	Overall	Home	Away	Neutral
ALL GAMES	2-6	1-4	1-2	0-0
CONFERENCE	0-0	0-0	0-0	0-0
NON-CONFERENCE	2-6	1-4	1-2	0-0

Team Results

Date	Opponent		Score	Att.	High Points	High Rebounds
11/09/2021	at James Madison	L	69-84	3766	(27) TAYLOR, Camryn	(9) PARKER, Eleah
11/14/2021	Southern California	L	48-65	1385	(9) VALLADAY, Taylor	(9) LAWSON, Kaydan
11/17/2021	UCF	L	38-59	1432	(10) TAYLOR, Camryn	(4) PARKER, Eleah
						(4) TAYLOR, Camryn
						(4) LAWSON, Kaydan
11/21/2021	at UCLA	L	57-69	1077	(14) MILLER, Carole	(6) PARKER, Eleah
						(6) TAYLOR, Camryn
11/23/2021	at Cal St. Fullerton	W	60-48	283	(20) TOI, Amandine	(12) PARKER, Eleah
11/26/2021	Rhode Island	L	70-80	1498	(22) TAYLOR, Camryn	(6) TAYLOR, Camryn
						(6) VALLADAY, Taylor
11/28/2021	Richmond	L	65-74	1670	(20) TOI, Amandine	(9) TAYLOR, Camryn
12/02/2021	William & Mary	W	60-44	1555	(18) TOI, Amandine	(12) TAYLOR, Camryn

Attendance Summary

	Games	Attend	Avg/Game
Home	5	7540	1508
Away	3	5126	1709
Neutral	0	0	0
Total	**8**	**12666**	**1583**

2021-22 Virginia Women's Basketball
Points-rebounds-assists
All games

as of Dec 03, 2021

Opponent	Date	Score		1 MILLER,CAR	2 VALLADAY,T	3 PITTS,AALI	5 STOJSAVLJE	12 JEFFERSON,	13 BRISTOL,DE	14 LAWSON,KAY	15 GRIFFIN,AN	20 TAYLOR,CAM	21 PARKER,ELE	23 TOI,AMANDI
at James Madison	11/09/2021	69-84	L	14-3-2	4-3-6	0-0-0	2-4-1	2-0-0	DNP	DNP	DNP	27-7-2	12-9-0	4-3-2
Southern California	11/14/2021	48-65	L	6-3-1	9-1-3	DNP	2-3-0	6-4-0	DNP	5-9-3	DNP	6-5-0	0-4-0	4-5-2
UCF	11/17/2021	38-59	L	3-3-1	0-3-2	DNP	DNP	3-0-0	2-0-0	3-4-1	DNP	10-4-2	5-4-1	7-1-4
at UCLA	11/21/2021	57-69	L	14-4-1	10-1-5	2-0-0	DNP	1-0-1	DNP	2-1-1	DNP	12-6-0	6-6-1	10-3-2
at Cal St. Fullerton	11/23/2021	60-48	W	6-3-3	5-4-1	0-1-1	DNP	0-2-1	DNP	5-3-1	DNP	17-9-1	6-12-1	20-5-3
Rhode Island	11/26/2021	70-80	L	3-0-2	10-6-6	0-1-0	DNP	0-0-0	0-2-1	5-1-2	DNP	22-6-1	7-4-1	17-1-3
Richmond	11/28/2021	65-74	L	6-8-3	7-2-3	DNP	DNP	2-1-0	DNP	10-6-2	DNP	14-9-2	0-0-0	20-3-2
William & Mary	12/02/2021	60-44	W	7-2-2	3-1-4	0-0-0	DNP	0-2-0	2-2-0	2-4-4	0-2-0	14-12-3	2-4-1	18-2-2

Opponent	Date	Score		34 CLARKSON,L	44 DALE,MCKEN
at James Madison	11/09/2021	69-84	L	4-1-1	0-2-1
Southern California	11/14/2021	48-65	L	8-6-2	2-0-1
UCF	11/17/2021	38-59	L	5-2-1	0-1-0
at UCLA	11/21/2021	57-69	L	0-1-1	0-1-1
at Cal St. Fullerton	11/23/2021	60-48	W	1-2-0	0-0-2
Rhode Island	11/26/2021	70-80	L	0-3-1	6-1-1
Richmond	11/28/2021	65-74	L	0-2-3	6-7-0
William & Mary	12/02/2021	60-44	W	10-5-1	2-4-0

2021-22 Virginia Women's Basketball
Team Game-by-Game
All games

as of Dec 03, 2021

				Total		3-Pointers		Free throws		Rebounds										
Opponent	**Date**	**Score**		**FG-FGA**	**PCT**	**3FG-3FGA**	**PCT**	**FT-FTA**	**PCT**	**OFF**	**DEF**	**TOT**	**AVG**	**PF**	**A**	**TO**	**BLK**	**STL**	**PTS**	**AVG**
at James Madison	11/09/2021	69-84	L	26-63	.413	1-15	.067	16-28	.571	13	23	36	36.0	22	15	18	5	4	69	69.0
Southern California	11/14/2021	48-65	L	18-63	.286	2-13	.154	10-18	.556	15	30	45	40.5	20	12	15	3	4	48	58.5
UCF	11/17/2021	38-59	L	14-44	.318	4-18	.222	6-15	.400	5	18	23	34.7	15	12	22	1	9	38	51.7
at UCLA	11/21/2021	57-69	L	21-52	.404	4-17	.235	11-15	.733	9	18	27	32.8	11	13	19	1	11	57	53.0
at Cal St. Fullerton	11/23/2021	60-48	W	22-57	.386	7-22	.318	9-11	.818	8	34	42	34.6	9	14	18	4	6	60	54.4
Rhode Island	11/26/2021	70-80	L	25-56	.446	5-10	.500	15-24	.625	11	18	29	33.7	34	18	16	1	7	70	57.0
Richmond	11/28/2021	65-74	L	24-63	.381	4-18	.222	13-20	.650	19	22	41	34.7	16	15	20	3	9	65	58.1
William & Mary	12/02/2021	60-44	W	25-59	.424	5-14	.357	5-14	.357	14	30	44	35.9	20	17	23	5	7	60	58.4
Total		**467**		**175-457**	**.383**	**32-127**	**.252**	**85-145**	**.586**	**94**	**193**	**287**	**35.9**	**147**	**116**	**151**	**23**	**57**	**467**	**58.4**
Opponents		523		177-430	.412	46-127	.362	123-169	.728	79	217	296	37.0	138	98	140	24	66	523	65.4

Virginia Averages

Games Played	Points/ game	FG Pct	3FG Pct	FT Pct	Rebounds/ game	Assists/ game	Turnovers/ game	Assist/Turnover ratio	Steals/ game	Blocks/ game
8	58.4	38.3	25.2	58.6	35.9	14.5	18.9	0.8	7.1	2.9

MISCELLANEOUS STATS

VIRGINIA'S RECORD WHEN

Game decided by 10 pts or less	0-2
Leading at halftime	2-1
Trailing at halftime	0-5
Tied at halftime	0-0
Went into overtime	0-0
Leading by 10 or more points	2-0
Shot FG 50% or better	0-0
Shot FG less than 50%	2-6
Shot FG less than 40%	1-3
Shot FG 40% or better	1-3
Holding opponent under 60 pts	2-0
Scoring 30-39 points	0-1
Scoring 40-49 points	0-1
Scoring 50-59 points	0-2
Scoring 60-69 points	2-2
Scoring 70-79 points	0-1
Scoring 80-89 points	0-0
Scoring 90-100 points	0-0
Scoring over 100 points	0-0
Outrebounding opponent	2-1
Being outrebounded	0-5
Tied in rebounding	0-0
Have fewer TOs than opponent	0-1
Committing fewer than 15 TOs	0-0

SCORING BENCHMARKS

GAMES WITH 20 OR MORE POINTS IN 21-22

Camryn Taylor	2
Amandine Toi	2

GAMES WITH 10 OR MORE POINTS IN 21-22

Camryn Taylor	7
Amandine Toi	5
Taylor Valladay	2
Carole Miller	2
Eleah Parker	1
Kaydan Lawson	1
London Clarkson	1

GAMES WITH 10 OR MORE REBOUNDS IN 21-22

Eleah Parker	1
Camryn Taylor	1

DOUBLE DOUBLES IN 21-22

Camryn Taylor	1

THE LAST TIME...

VIRGINIA INDIVIDUALS

- **Two UVA players with double-doubles in the same game:** vs Syracuse (Willoughby 13p/12r; Jablonowski 12p/10r)
- **Five Players in double figures:** vs Cal 3/16/18 (Aiyeotan 16, Willoughby 13, Huland El 12, Brown 11, Toussaint 10)
- **Six players in double figures: vs** Norfolk State 11/16/15 (Randolph 17, Moses 12, Brown 11, Venson 10, Mason 10, Huland El 10, Jones 10)
- **Seven players in double figures:** vs Norfolk State 11/16/15 (Randolph 17, Moses 12, Brown 11, Venson 10, Mason 10, Huland El 10, Jones 10)
- **Zero players in double figures:** vs Louisville, 1/17/19
- **Every Cavalier player scored:** at Miami, 2/3/19
- **Scored 20 points:** 27, Camryn Taylor at JMU, 11/9/21
- **Scored 25 points:** 27, Camryn Taylor at JMU, 11/9/21
- **Scored 30 points:** 31, Kylie Kornegay-Lucas vs ODU, 11/24/19
- **Scored 40 points:** **48, Mimi Kennedy at North Carolina, 01/15/98
- **A non-starter scored 20 or more points:** 20, Shemera Williams at Louisville (1/23)
- **Two or more Hoos scored 20 or more points in the same game:** at Virginia Tech (Willoughby 29, Toussaint 29) 2/23/20
- **Perfect from the field (5 attempts):** 5-5, Khyasia Caldwell vs Coppin State, 12/2/18
- **Perfect at FT line (10 attempts):** 10-10 Jocelyn Willoughby vs Miami, 2/13/20
- **Perfect at FT line (9 attempts):** 10-10 Jocelyn Willoughby vs Miami, 2/13/20
- **Perfect at FT line (8 attempts):** 10-10 Jocelyn Willoughby vs Miami, 2/13/20
- **Had 20 Free throw attempts:** 20**, Brandi Teamer at Wake Forest, 1/6/05
- **Had 15 rebounds:** 16, Jocelyn Willoughby vs JMU, 11/30/19
- **Had 20 rebounds:** 24, Sarah Imovbioh vs Ohio State 11/14/14
- **Had 10 assists:** 10, Kylie Kornegay-Lucas vs Notre Dame (1/26/20)
- **Had 6 steals:** 9, Shemera Williams vs Duke, 1/9/20
- **Blocked 5 shots:** 5, Mone Jones at Pitt, 01/24/19

VIRGINIA TEAM

- **UVA ranked in AP Top 25:** #22, 11/21/12
- **UVA ranked USA Today Top 25:** #22, 3/8/10
- **Played AP No. 1 team:** #1 Duke, L 79-58, 3/2/07
- **Defeated AP No. 1 team:** #1 Maryland, 75-74, 2/11/92
- **Defeated AP Top 10 team:** #4 Florida State 60-51, 2/16/17
- **Defeated AP Top 25 team:** #4 Florida State 60-51, 2/16/17
- **Defeated USA Today 25 team:** #4 Florida State 60-51, 2/16/17

FIELD GOAL SHOOTING

- **Shot 60 percent:** .623 (33-53) vs Georgia Tech, 3/02/08
- **Shot 70 percent:** **.700 (42-60) at Wake Forest, 1/07/87
- **Made 40-49 field goals:** 40 vs. Coppin State, 11/13/16
- **Made 50 field goals:** **54 vs Cleveland State, 11/29/95
- **Attempted 60-69 FG:** 77 at Notre Dame, 3/3/19
- **Attempted 70-79 FG:** 77 at Notre Dame, 3/3/19
- **Attempted 80 FG:** 85 at NC State, 2/10/11

THREE-POINT SHOOTING

- **Shot 50 percent:** .500 (6-12) vs JMU 12/03/20
- **Shot 60 percent:** .600 (9-15) vs UNCG 12/2/17
- **Shot 70 percent:** .750 (6-8) vs Louisville 03/01/15
- **Shot 80 percent:** .857 (6-7) vs St. John's, 03/19/88
- **Made 10 three-pt. field goals:** 10 at Duke 1/14/18
- **Attempted 20 three-pt. FG:** 25 (made 6) at Notre Dame 3/3/19
- **UVA failed to make at least one three-pointer:** 0-9 at UCF, 11/25/20
- **Opponent failed to make at least one three-pointer:** 0-9 at Louisville, 01/18/15

FREE THROW SHOOTING

- **Shot 85 percent:** .917 (22-24) vs Miami, 2/13/20
- **Shot 90 percent:** .917 (22-24) vs Miami, 2/13/20
- **Shot 100 percent:** 1.000 (8-8) at Mich St 11/28/18
- **Made 20 free throws:** 20 at Virginia Tech, 2/23/20
- **Made 30 free throws:** 30 vs. North Carolina, 02/20/14
- **Attempted 0 FT:** at Duke 1/14/18
- **Attempted 30 FT:** 33 vs Louisville 03/01/15
- **Attempted 40 FT:** 44 vs. Indiana, 11/26/09
- **Attempted 50 FT:** **54 at Wake Forest, 01/6/05

SCORING

- **Scored 80 points:** 86 at Virginia Tech, 2/23/20
- **Scored 90 points:** 90 vs Notre Dame, 1/26/20
- **Scored 100 points:** 103 vs CCSU, 11/12/17
- **An opponent scored 100 points:** 103 at Notre Dame 3/3/19

REBOUNDING

- **Had 50 rebounds:** 50 vs ODU, 11/24/19
- **Had 60 rebounds:** 63 at Alabama, 12/21/12
- **Had 70 rebounds:** **77 vs. Rider, 12/19/96

ASSISTS

- **Had 20 assists:** 20 vs Bucknell, 11/5/19
- **Had 30 assists:** **37 vs. Cleveland State, 11/29/95

STEALS

- **Had 15 steals:** 16 vs Duke, 1/9/20
- **Had 20 steals:** 22 vs UMES, 12/17/13
- **Had 25 steals:** 26 vs. Clemson, 02/12/12

TURNOVERS

- **UVA forced 30 turnovers:** 31 at Wake, 01/10/16
- **UVA committed 30 turnovers:** 30 at UCF, 11/25/30

MISCELLANEOUS

- **UVA in OT:** W, 56-53 vs ODU, 11/24/19
- **UVA in 2OT:** L, 73-70 at Alabama, 12/21/12
- **UVA in 3OT:** W, 105-100 at North Carolina, 01/15/98
- **UVA shot 70% from the floor in a quarter:** .750 (9-12) at Virginia Tech, 2/23/20
- **UVA shot 60% from the floor in first half:** .619 (26-42) vs CCSU 11/12/17
- **UVA shot 60% from the floor in second half:** .608 (14-23) vs UIC 12/16/16
- **UVA shot less than 20% from floor first half:** .192 (5-26) vs NC State 1/13/19
- **UVA shot less than 20% from floor second half:** .187 (6-32) vs Syracuse 3/5/20
- **UVA scored less than 15 points in first half:** 13 at Florida State, 01/8/06
- **UVA scored less than 15 points in second half:** 14 vs Louisville, 2/1/18
- **UVA held opp to less than 15 points first half:** 14 vs Wake Forest 3/2/17
- **UVA held opp to less than 15 points second half:** 11 vs Virginia Tech, 01/26/17
- **UVA held opp to less than 10 points first half:** 6 vs. Norfolk State, 12/28/12
- **UVA held opponent to less than 30 points:** 23 vs. Norfolk State, 12/28/12

**school record

BROADCAST ROSTER

1 Carole Miller
6-0 Guard
Alexandria, Va,



2 Taylor Valladay
5-7 Guard
Chicago, Ill.



3 Aaliyah Pitts
6-0 Guard
Suitland, Md.

5 Tihana Stojsavljevic
6-3 Forward
Zagreb, Croatia

12 Meg Jefferson
6-3 Forward
Sydney, Australia

13 Deja Bristol
6-1 Forward
Upper Marlboro, Md.

14 Kaydan Lawson
6-0 Guard
Cleveland, Ohio

15 Annaliese Griffin
6-1 Guard
Joliet, Ill.

20 Camryn Taylor
6-2 Forward
Peoria, Ill.

21 Eleah Parker
6-4 Forward
Charlotte, N.C.

23 Amandine Toi
5-10 Guard
Paris, France

32 Nycerra Minnis
6-3 Forward
Riverdale, Md.

34 London Clarkson
6-2 Forward
Pflugerville, Tex.

44 McKenna Dale
6-0 Guard
Storrs, Conn.

Tina Thompson
Head Coach
4th Season

Karleen Thompson
Associate Head Coach
4th Season

Walter Pitts
Assistant Coach
3rd Season

James Posey
Assistant Coach
1st Season