

SYRACUSE (7-5, 1-0) vs. VIRGINIA (7-5, 1-1)

Saturday, January 1, 2022 • Carrier Dome • Syracuse, NY • 6:00 p.m. • ACC Network

2021-22 SCHEDULE

November		
	9 LAFAYETTE	W, 97-63
	14 DREXEL	W, 75-60
	20 COLGATE	L, 85-100
Battle 4 Atlantis, Paradise Island		
	24 vs. Va. Common.	L, 55-67
	25 vs. Arizona State	W, 92-84
	26 vs. #19/22 Auburn	L, 68-89
ACC/Big 10 Challenge		
	30 rv/rv INDIANA	W, 112-110 2OT
December		
	4 at --/rv Florida State	W, 63-60
Jimmy V Classic, New York, N.Y.		
	7 vs. #6 Villanova	L, 53-67
	11 at Georgetown	L, 75-79
	18 LEHIGH	cancelled
	27 BROWN	W, 92-63
	29 CORNELL	W, 80-68
	29 GEORGIA TECH	ppd.
January		
	1 VIRGINIA	6:00 p.m.
	5 at Miami	8:00 p.m.
	8 at Wake Forest	2:00 p.m.
	11 PITTSBURGH	7:00 p.m.
	15 FLORIDA STATE	3:00 p.m.
	18 CLEMSON	9:00 p.m.
	22 at Duke	12:00 p.m.
	25 at Pittsburgh	8:00 p.m.
	29 WAKE FOREST	8:00 p.m.
February		
	2 at NC State	9:00 p.m.
	5 LOUISVILLE	2:00 p.m.
	8 at Boston College	8:00 p.m.
	12 at Virginia Tech	6:00 p.m.
	19 BOSTON COLLEGE	12:00 p.m.
	22 at Notre Dame	9:00 p.m.
	26 DUKE	6:00 p.m.
	28 at North Carolina	7:00 p.m.
March		
	5 MIAMI	TBD
ACC Tournament, Brooklyn, N.Y.		
	8-12	TBD

ACCN TK99 **WAER** 88.3
 CLASSIC ROCK 99.5/105.5
 Mike Monaco Matt Park Jaron May
 Dan Bonner Jim Satalin Ben Shulman

ACC Schedule Kicks In

After four straight non-conference games, Syracuse re-enters the ACC slate by hosting Virginia on Jan. 1.

The Syracuse-Virginia Series

- ✓ Virginia has a 10-6 lead in the all-time series with the Orange.
- ✓ The Cavaliers have won six of the last seven pairings with Syracuse.
- ✓ Virginia swept both encounters a season ago, winning at home (81-58), and in the ACC Tournament (72-69).

Syracuse Notes

- ✓ The Orange are coming off back-to-back triumphs against Ivy League foes with wins versus Brown (92-63) and Cornell (80-68) this week.
- ✓ National Player of the Year candidate **Buddy Boeheim** paced the Orange with a season-high 28 versus Brown and 22 against Cornell.
- ✓ **Cole Swider** has converted 13-of-20 (.650) from the field, including 6-of-8 (.750) on 3-point attempts.

Virginia Notes

- ✓ The Cavaliers come to the Dome for their first game action since a Dec. 23 loss to Clemson, 67-50.
- ✓ Stellar defense continues to be a characteristic of Coach Tony Bennett's club. Virginia is yielding just 56.2 points per game.
- ✓ **Jayden Gardner**, a 6-6 transfer from East Carolina, leads the Cavs in scoring (14.8 ppg.) and rebounding (8.1 rpg.).

S	VS.	V
2021-22	Season	2021-22
7-5	W-L	7-5
5-5	Last 10	6-4
3-2	Last 5	2-3
79.0	PPG	61.8
75.8	OPP PPG	56.2
+3.2	Margin	+5.7
.464	FG %	.446
.414	FG % DEF	.395
.375	3PT %	.317
.336	3PT % DEF	.329
.729	FT %	.711
36.3	RPG	31.8
38.8	OPP RPG	32.8
-2.5	Margin	-0.9
15.2	Assists PG	13.0
11.9	Turnovers PG	10.5
1.3	A/TO Ratio	1.2
4.0	Blocks PG	5.6
8.4	Steals PG	5.7

SYRACUSE STORYLINES

- All five Syracuse starters are averaging double-figure scoring.
- Brothers **Buddy** (18.8 ppg.) and **Jimmy Boeheim** (14.4 ppg.) top the Orange in scoring average.
- Syracuse plays its first ACC home game of the campaign against Virginia.

SYRACUSE TOP EIGHT

2021-22					2021-22						
No.	Player	Pos.	Class	PPG	RPG	No.	Player	Pos.	Class	PPG	RPG
	5 Frank Anselem	C	So.	2.3	2.4		11 Joseph Girard III	G	Jr.	13.9	2.9
	<i>Five points, four rebounds against Lafayette</i>						<i>Has started 70 straight games at Syracuse</i>				
	<i>Six points, six rebounds vs. Drexel</i>						<i>Squad-leading 27 points vs. Colgate</i>				
	35 Buddy Boeheim	G	Sr.	18.8	3.3		21 Cole Swider	F	Sr.	13.0	6.9
	<i>Season-best 28 points versus Brown</i>						<i>Season-high 21 points against Cornell</i>				
	<i>Player of the Year Candidate</i>						<i>19 points, 11 boards vs. Arizona State</i>				
	0 Jimmy Boeheim	F	Gr.	14.4	5.8		10 Symir Torrence	G	Jr.	1.8	1.6
	<i>Season-high 26 points against Indiana</i>						<i>Career-high seven assists against Brown</i>				
	<i>17 points, 12 boards versus VCU</i>						<i>Five points, five assists vs. Auburn</i>				
	14 Jesse Edwards	C	Jr.	11.7	6.5		13 Benny Williams	F	Fr.	2.1	1.3
	<i>Career-high 21 points against Arizona State</i>						<i>Six points and two boards versus Brown</i>				
	<i>11 points, personal-best 12 boards at FSU</i>						<i>Six points in 16 minutes against Lafayette</i>				

2021-22 Syracuse Basketball Roster

Alphabetical

No.	Name	Pos.	Ht.	Wt.	Yr.	Hometown (H.S./Prep/College)
2	Ajak, John Bol	F	6-10	216	RSo.	Natinga, South Sudan (Westtown School, Pa.)
5	Anselem, Frank	C	6-10	215	So.	Lagos, Nigeria (Westlake, Ga./Lincoln Academy, Ga./Prolific Prep, Calif.)
35	Boeheim, Buddy	G	6-6	205	Sr.	Fayetteville, N.Y. (Jamesville-DeWitt/Brewster Academy, N.H.)
0	Boeheim, Jimmy	F	6-8	225	Gr.	Fayetteville, N.Y. (Jamesville-DeWitt/New Hampton School/Cornell)
1	Casey, Paddy	G	6-0	200	Gr.	Scranton, Pa. (Scranton Prep/Sciences)
33	Cordes, Arthur	G	6-3	180	So.	Wallingford, Conn. (Xavier/Sheehan)
14	Edwards, Jesse	C	6-11	230	Jr.	Amsterdam, Netherlands (IMG Academy, Fla.)
25	Feldman, Shane	G	6-2	165	So.	Agoura Hills, Ca. (Agoura)
32	Giancola, Nick	F	6-5	213	Gr.	Lexington, Ken. (Lexington Catholic)
11	Girard III, Joseph	G	6-1	190	Jr.	Glens Falls, N.Y. (Glens Falls)
24	LaValle, Chris	G	5-11	175	Gr.	Syracuse, N.Y. (West Genesee/St. John Fisher)
12	Owens, Chaz	F	6-5	205	So.	Blue Bell, Pa. (Wissahickon/Shiple School/Scotland Campus)
23	Ruffin, Niko	G	5-10	170	Fr.	Cresskill, N.J. (Paramus Catholic)
34	Sidibe, Bourama	F	6-10	220	Gr.	Bamako, Mali (St. Benedict's Prep, N.J.)
21	Swider, Cole	F	6-9	220	Sr.	Portsmouth, R.I. (St. Andrew's School/Villanova)
10	Torrence, Symir	G	6-3	195	Jr.	Syracuse, N.Y. (Syracuse Science Academy/Vermont Academy/Marquette)
13	Williams, Benny	F	6-8	208	Fr.	Riverdale Baptist, Md./St. Andrew's Episcopal, Md./IMG Academy, Fla.)





Head Coach: Jim Boeheim

Associate Head Coach: Adrian Autry **Assistant Coaches:** Allen Griffin, Gerry McNamara

Pronunciation Guide

John Bol Ajak	bowl ahhh-JAQUE
Frank Anselem	ANN-sell-um
Bourama Sidibe	boe-RAH-ma C-D-Bay
Cole Swider	SWHY-durr
Symir Torrence	sigh-MEAR

SYRACUSE KEY RESERVES

		2021-22						2021-22			
No.	Player	Pos.	Class	PPG	RPG	No.	Player	Pos.	Class	PPG	RPG
	2 John Bol Ajak	F	RSo.	1.0	1.7		12 Chaz Owens	F	So.	1.0	0.5
						<i>Had a basket and four boards vs. Lafayette played in 10 games a season ago</i>					
	25 Shane Feldman	G	So.	0.0	0.5		34 Bourama Sidibe	C	Gr.	0.5	0.5
						<i>Tallied a rebound against Brown Older brother Ky also played at Syracuse</i>					
						<i>Contributed two points, one rebound vs. Brown Son of former 'Cuse All-American Billy Owens</i>					
						<i>Made his season debut against Brown Injuries limited Sidibe to two games last winter</i>					

ORANGE IN THE NBA

Player	at SU	Team	Notes	includes games of 12/25
 Carmelo Anthony	2002-03	Portland	34 games, 13.2 ppg., 4.2 rpg.	
 Oshae Brissett	2018-19	Indiana	22 games, 5.7 ppg., 3.4 rpg.	
 Michael Carter-Williams	2011-13	Orlando	injured	
 Jerami Grant	2012-14	Detroit	24 games, 20.1 ppg., 4.8 rpg.	
 Elijah Hughes	2017-20	Utah	6 games, 0.3 ppg., 0.2 rpg.	

ORANGE CAREER TOTALS

Includes Cornell Game

Double-Digit Scoring Games

Name	2021-22	Total
Buddy Boeheim	10	68
Joseph Girard III	9	41
Jimmy Boeheim	11	11
Bourama Sidibe		8
Cole Swider	9	9
Jesse Edwards	8	9

20 + Point Games (does not include 30+)

Name	2021-22	Total
Buddy Boeheim	6	27
Joseph Girard III	3	11
Jimmy Boeheim	2	2
Jesse Edwards	1	1

30 + Point Games

Name	2021-22	Total
Buddy Boeheim		2
Joseph Girard III		1

10 + Rebound Games

Name	2021-22	Total
Cole Swider	4	4
Jimmy Boeheim	2	2
Jesse Edwards	1	1

Double-Double

Name	2021-22	Total
Jimmy Boeheim	2	2
Cole Swider	2	2
Jesse Edwards	1	1

10+ Assist Games

Name	2021-22	Total
none		

3+ Block Games

Name	2021-22	Total
Jesse Edwards	7	7
Cole Swider	1	1

3+ Steal Games

Name	2021-22	Total
Joseph Girard III	3	13
Buddy Boeheim	2	10
Bourama Sidibe		8
Cole Swider	2	2
Jesse Edwards	2	2
Jimmy Boeheim	1	1
Benny Williams	1	1

Starts

Name	2021-22	Total	Consec.
Joseph Girard III	12	70	70
Buddy Boeheim	12	74	36
Jimmy Boeheim	12	12	12
Jesse Edwards	12	12	12
Cole Swider	12	12	12
Bourama Sidibe		33	



@Cuse_MBB SyracuseOrange Cuse_mbb

2021-22 SU FREE THROW SHOOTING IN LAST 5 MINUTES/OT

includes Cornell game

No.	Player	5:00-2:00	1:59-1:00	:59-0:00	Total	Pct.	OT	2021-22	Pct.
35	B. Boeheim	4-5		1-2	5-7	.714	2-2	41-45	.911
14	Edwards	8-11	1-1	0-2	9-14	.643		32-50	.640
0	J. Boeheim	1-2		0-1	1-3	.333	3-4	21-33	.636
21	Swider	4-4	1-1	4-4	9-9	1.000	1-2	26-31	.839
11	Girard III	2-2	2-4	0-1	4-7	.571	2-2	23-26	.885
5	Anselem		4-4		4-4	1.00		14-20	.700
10	Torrence	1-6	3-6		4-12	.333		4-11	.364
13	Williams						4-4	1-5	.200
2	Ajak			1-2	1-2	.500		1-2	.500
34	Sidibe		1-2		1-2	.500		1-2	.500
Totals		18-26	9-14	6-12	32-49	.653	12-14	164-225	.729



December's Best
Cole Swider

5 games
13.4 ppg.
7.6 rpg.
1.6 apg.
0.8 bpg.
1.0 spg.
35.2 mpg.

Cole Swider

December Orange Notes

- ✓ **Dec. 29:** Syracuse defeated Cornell for the 41st straight time, earning an 80-68 decision in the Dome. The Orange never trailed in the 126th meeting between the two Central New York programs.
- ✓ **Buddy Boeheim** had 22 points and Cole Swider had his highest scoring output of the season with 21 points.
- ✓ **Dec. 27: Buddy Boeheim** scored 18 of his season-high 28 points in the second half to help Syracuse beat Brown, 92-63.
- ✓ SU hit 13-of-21 (.619) of its 3-pointers.
- ✓ **Dec. 11:** Syracuse squandered a 10-point, halftime lead, and lost at Georgetown, 79-75. **Buddy Boeheim** led the Orange with 17 points.
- ✓ **Joseph Girard** contributed 15 points and seven assists, and Jesse Edward had 12 points and eight rebounds in what was the 97th meeting between the two rivals.
- ✓ **Dec. 7:** The Orange were defeated by #6 Villanova, 67-53, in the Jimmy V Classic.
- ✓ **Jimmy Boeheim** had a squad-best 21 points and **Cole Swider** had 12 boards.
- ✓ **Dec. 4:** Syracuse put an end to Florida State's 25-game ACC home court win streak in a 63-60 road triumph. **Cole Swider**, who finished with 16 points and 10 rebounds, converted two free throws with 10 seconds left to secure the win.
- ✓ **Jesse Edwards** had a career-high 12 rebounds against the Seminoles.



November's Best
Buddy Boeheim

7 games
19.1 ppg.
3.6 rpg.
3.9 apg.
0.0 bpg.
2.0 spg.
38.4 mpg.

Buddy Boeheim

November Orange Notes

- ✓ **Nov. 30: Joseph Girard** hit two free throws in the last second of the second overtime to secure SU's 112-110 win versus Indiana in the Big Ten/ACC Challenge.
- ✓ **Buddy Boeheim** (27 points), **Jimmy Boeheim** (26) and **Girard** (22) led five Syracuse starters in double digits.
- ✓ **Nov. 26:** Syracuse closed out its three-game set at the Battle 4 Atlantis by losing to 19/22 Auburn, 89-68.
- ✓ **Buddy Boeheim, Jesse Edwards** and **Cole Swider** each had 17 points for the Orange against the Tigers.
- ✓ **Nov. 25: Jesse Edwards** had a career-high 21 points and all five Syracuse starters scored in double digits to lead the Orange past Arizona State, 92-84.
- ✓ The **Edwards** offensive outburst represented the most points by a Syracuse center since Arinze Onuaku had 21 in a March 2010 game.
- ✓ **Buddy Boeheim** had 23 points and **Cole Swider** contributed 19 points and 11 rebounds versus the Sun Devils.
- ✓ **Nov. 24:** The Orange let a four-point, halftime advantage get away in a 67-55 loss to VCU at the Battle 4 Atlantis.
- ✓ **Jimmy Boeheim** had his second-straight, double-double, producing 17 points and 12 rebounds. **Buddy Boeheim** added 20 points for the Orange.

2021-22 BY CLASS

includes Cornell game

Scoring		
Class	PPG	Pct.
Senior	46.8	.592
Junior	27.4	.347
Sophomore	2.8	.035
Freshman	2.1	.026
Rebounding		
Class	RPG	Pct.
Senior	16.2	.512
Junior	11.0	.348
Sophomore	3.1	.098
Freshman	1.3	.042
Assists		
Class	APG	Pct.
Senior	6.0	.396
Junior	8.5	.560
Sophomore	0.4	.027
Freshman	0.3	.016
Blocks		
Class	BPG	Pct.
Senior	0.6	.149
Junior	2.7	.681
Sophomore	0.3	.064
Freshman	0.4	.106
Steals		
Class	SPG	Pct.
Senior	4.3	.486
Junior	3.1	.352
Sophomore	0.4	.067
Freshman	0.3	.095
Field Goal Percentage		
Class	Pct.	
Senior.....	.436	
Junior.....	.520	
Sophomore.....	.875	
Freshman.....	.429	
3PT Field Goal Percentage		
Class	Pct.	
Senior.....	.344	
Junior.....	.475	
Sophomore.....	.000	
Freshman.....	.000	
Free Throw Percentage		
Class	Pct.	
Senior.....	.802	
Junior.....	.678	
Sophomore.....	.682	
Freshman.....	.200	

- ✓ **Nov. 20:** Syracuse had its 54-game winning streak against Colgate snapped when the visiting Raiders won, 100-85. Colgate tied a Dome opponent record with 18 3-pointers.
- ✓ The Orange built a 22-5 advantage to start the game but by halftime Colgate had gained the lead.
- ✓ **Joseph Girard** led both teams with 27 points and added eight assists.

SU START ME UP

When Syracuse has strived to get on the board at the start a game this winter, it has been able to rely on graduate student

Jimmy Boeheim.

The oldest of the two Boeheim brothers, Jimmy has managed to tally Syracuse's first points in 10 of the first 12 games.

On seven of those occasions, he has opened the scoring with a two-point field goal. Twice, against Florida State and Brown, he's starting things off with a 3-pointer.



Jimmy Boeheim

2021-22 Season

Opponent	First Syracuse Score
Lafayette:	FG, Jimmy Boeheim
Drexel:	FG, Jimmy Boeheim
Colgate:	FG, Jimmy Boeheim
vs. VCU:	FG, Jimmy Boeheim
vs. Arizona State:	FG, Jimmy Boeheim
vs. Auburn:	FT, Buddy Boeheim
Indiana:	FG, Jimmy Boeheim
at Florida State:	3FG, Jimmy Boeheim
vs. Villanova:	3FG, Cole Swider
at Georgetown:	FG, Jimmy Boeheim
Brown:	3FG, Jimmy Boeheim
Cornell:	2FG, Jimmy Boeheim

November Orange Notes (cont.)

- ✓ **Joseph Girard** made his first 3-point attempt against Colgate, extending his consecutive makes streak to nine to start the season. He missed his 10th attempt.
- ✓ **Nov. 14:** The Orange came back from a six-point, first-half deficit to defeat Drexel, 75-50. **Buddy Boeheim** led the way with 23 points.
- ✓ **Jimmy Boeheim** had 14 points and **Cole Swider** contributed five steals.
- ✓ **Nov. 9:** Syracuse opens the season by defeating Lafayette, 97-63. **Buddy Boeheim** led five players who scored in double digits with 20 points.
- ✓ **Jimmy Boeheim** scored Syracuse's first eight points against the Leopards and finished with 18 points. **Cole Swider** had 14 points and 12 rebounds in his debut.

SU DUNK BOARD

Includes Cornell Game

Player	Games	Dunks	Career
Jesse Edwards	12	16	22
Benny Williams	12	5	5
Frank Anselem	12	4	4
Cole Swider	12	2	2
Jimmy Boeheim	12	2	2
Total	12	29	

SYRACUSE-VIRGINIA SERIES



ALL-TIME SERIES

Overall	Virginia leads, 10-6
Home Total (Dome)	Virginia leads, 4-2
Away Total (John Paul Jones Arena)	Virginia leads, 4-2
Neutral Site	tied, 2-2
Current SYR Streak	L2
Longest SYR Winning Streak	3 (1990-2008)
Longest SYR Losing Streak	4 (2018-present)
Largest SYR Margin of Victory	6 (68-62, 3/27/2016)
Largest SYR Margin of Defeat	26 (79-53, 3/4/2019)

ALL-TIME RESULTS

Date	Site	W-LSU-OPP
3/22/1984	The Omni	L 55-63
<i>Wilson's 17 points guides Virginia to win.</i>		
3/18/1990	Richmond Coliseum	W 63-61
<i>Coleman's posts 19 points, 10 rebounds</i>		
12/5/2007	JPJ Arena	W 70-68
<i>Greene pours in 20 points to beat UVA on the road.</i>		
11/28/2008	Carrier Dome	W 73-70
<i>Rautins and Flynn score 15 each to lead Orange.</i>		
3/1/2014	JPJ Arena	L 56-75
<i>Brogdon's 19 points too much for Orange.</i>		
3/2/2015	Carrier Dome	L 47-59
<i>Perrantes dishes out 10 assists in route to UVA victory.</i>		
1/24/2016	JPJ Arena	L 65-73
<i>Gbinije's 24 points not enough for Syracuse</i>		
3/27/2016	United Center	W 68-62
<i>Richardson scores 23 to advance Orange to Final Four.</i>		
2/4/2017	Carrier Dome	W 66-62
<i>White III and Battle score 23 each to down Cavaliers.</i>		
1/9/2018	JPJ Arena	L 61-68
<i>Guy hits five threes in route to 22 points.</i>		
2/3/2018	Carrier Dome	L 44-59
<i>Hunter's 15 bench points leads the way for UVA win.</i>		
3/4/2019	Carrier Dome	L 53-79
<i>Virginia makes 18 3-pointers, a record for an SU foe.</i>		
11/6/2019	Carrier Dome	L 34-48
<i>The Cavs limit SU to its lowest output since Feb. 21, 1945</i>		
1/11/2020	JPJ Arena	W 63-55 OT
<i>SU exploded for 20 overtime points in a win at #18 UVA</i>		
1/25/2021	JPJ Arena	L 58-81
<i>#8 Virginia hits 14 3-pointers in home-court triumph.</i>		
3/11/2021	Greensboro Coliseum	L 69-72
<i>Buddy Boeheim scores 31 but the Cavs earn the ACCT win.</i>		

INDIVIDUAL HIGHS

Points: 31, Buddy Boeheim (vs. Virginia, 3/12/2021)
Rebounds: 16, Paschal Chukwu (at Virginia, 1/9/2018)
Assists: 9, Derrick Coleman (at Richmond Coliseum, 3/18/1990)
Steals: 4, Michael Gbinije (at Virginia, 1/14/2016); Trevor Cooney (at The United Center, 3/27/2016)
Blocks: 5, Rick Jackson (at SU, 11/28/2008); Tyler Lydon (at The United Center, 3/27/2016)
Turnovers: 7, Frank Howard (at Virginia, 1/9/2018)
Field Goals Made: 10, Buddy Boeheim (vs. Virginia, 3/12/2021)
Field Goal Attempts: 20, Frank Howard (at Virginia, 1/9/2018)
Best FG Percentage (min. 7 made): .636, 7-of-11, Tyus Battle (at SU, 2/4/2017)
Free Throws Made: 10, Derrick Coleman (at Richmond Coliseum, 3/18/1990)
Free Throw Attempts: 12, Derrick Coleman (at Richmond Coliseum, 3/18/1990)
Best FT Percentage (min. 6 made): 1.000, 6-of-6, Buddy Boeheim (vs. Virginia, 3/11/2021)
3-Point FGs Made: 6, Malachi Richardson (at Virginia, 1/24/2016)
3-Point FGs Attempted: 10, Trevor Cooney (at Virginia, 3/1/2014); Malachi Richardson (at Virginia, 1/24/2016)
3-Point FGs Attempted, overtime: 11, Joseph Girard (at Virginia, 1/11/2020)
Best 3-Point FG Percentage (min. 4 made): .625, 5-of-8, Buddy Boeheim (vs. Virginia, 3/11/2021)

TEAM HIGHS

Points: 73 (at SU, 11/28/2008)
Rebounds: 41 (at Virginia, 1/9/2018)
Assists: 16 (at The Omni, 3/22/1984); (vs. Virginia, 3/11/2021)
Steals: 11 (at The United Center, 3/27/2016); (at SU, 2/4/2017)
Blocks: 9 (at SU, 12/28/2008)
Fewest Turnovers: 5 (at Virginia, 3/1/2014)
Field Goals Made: 26 (at Virginia, 12/5/2007)
Field Goal Attempts: 61 (at The Omni, 3/22/1984)
Best FG Percentage: .548, 23-of-42 (at SU, 2/4/2017)
Free Throws Made: 27 (at SU, 11/28/2008)
Free Throw Attempts: 38 (at SU, 11/28/2008)
Best FT Percentage: .909, 10-of-11 (at Virginia, 12/5/2007)
3-Point FGs Made: 13 (at Virginia, 1/24/2016)
3-Point FGs Attempted: 30 (at Virginia, 1/24/2016)
3-Point FG Percentage (min. 5 made): .389, 7-of-18 (at SU, 2/4/2017)
3-Point FG Percentage (min. 5 made), overtime: .414, 12-of-29 (at Virginia, 1/11/2020)

2021-22 OPPONENTS

Date	Opponent	includes games of 12/30/2021			Post	TV
		W-L	Rank	Series		
11/9	LAFAYETTE	3-8		9-0	 RSN	
11/14	DREXEL	5-5		4-1	 ESPN 2	
11/20	COLGATE	4-9		127-46		
11/24	vs. VCU	7-4		0-1	 ESPN 2	
11/25	vs. Arizona State	5-7		3-1	 ESPN 2	
11/26	vs. Auburn	12-1	11/11	1-1	 ESPN 2	
11/30	INDIANA	10-2	--/rv	6-1	 ESPN	
12/4	at Florida State				 ACCN	
12/7	vs. Villanova	8-4	22/22	39-35	 ESPN	
12/11	at Georgetown	6-5		52-45	 FOX	
canc.	LEHIGH			4-0	 ACCN	
12/27	BROWN	8-7		5-3	 ACCN	
12/29	CORNELL	8-3		95-31	 RSN	
ppd.	GEORGIA TECH	6-5		7-7	 RSN	
1/1	VIRGINIA	7-5		6-10	 ACCN	
1/5	at Miami	10-3		20-9	 ACCN	
1/8	at Wake Forest	11-2	rv/rv	9-1	 RSN	
1/11	PITTSBURGH	5-8		73-47	 ESPN	
1/15	FLORIDA STATE	6-4		8-5	 ESPN	
1/18	CLEMSON	9-4		5-7	 ACCN	
1/22	at Duke	11-1	2/2	6-11	 ESPN	
1/25	at Pittsburgh			73-47	 ACCN	
1/29	WAKE FOREST			9-1	 ACCN	
2/2	at NC State	7-6		10-6	 ESPN 2	
2/5	LOUISVILLE	8-4		10-19	 ESPN 2	
2/8	at Boston College	6-5		53-26	 ESPN 2	
2/12	at Virginia Tech	8-5		11-5	 ESPN 2	
2/19	BOSTON COLLEGE	6-5		53-26	 ESPN 2	
2/22	at Notre Dame	7-5		31-22	 ESPN 2	
2/26	DUKE			6-11	 ESPN 2	
2/28	at North Carolina	9-3	rv/--	6-14	 ESPN	
3/5	MIAMI			20-9	 ESPN 2	
TOTAL		186-114		.620		

SU OPPONENT RECORDS

Season	Won-Lost	Pct.
2021-22	186-114	.620
2020-21	301-221	.577
2019-20	439-350	.556
2018-19	576-381	.602
2017-18	624-384	.619
2016-17	565-417	.575
2015-16	594-413	.590
2014-15	527-337	.583
2013-14	547-430	.560
2012-13	613-415	.596

Five Sign NLI With Syracuse

Maliq Brown from Blue Ridge School (Va.), **Chris Bunch** from Wasatch Academy (Utah), **Peter Carey** from Northfield Mount Hermon School (Mass.), and **Quadir Copeland** and **Justin Taylor** from IMG Academy (Fla.), have signed National Letters of Intent (NLI) to enroll and play basketball for the Orange starting in 2022.

The 2022 Syracuse recruiting class is ranked 14th overall and the fourth best in the ACC according to *247sports.com*.


Brown, a 6-9, 210 forward, plays at Blue Ridge School for Coach Cade Lemcke. He is a native of Culpeper, Va., and averaged 12.9 points per game in his junior season. *247sports.com* ranks Brown as the seventh best player in Virginia. He is rated 47th among power forwards by *ESPN.com*.

Bunch, a 6-8, 190 forward, is enrolled at Wasatch Academy in Mount Pleasant, Utah. He is from Concord, Calif. and is a four-star prospect. He ranks 58th nationally and is the third best Class of 2022 prospect in Utah, according to *247Sports.com*. *ESPN.com* has him as a four-star recruit rated 97th overall and the 27th small forward.


Carey, a 6-11, 190 center/forward, attends Northfield Mount Hermon School (Mass.) and is ranked as the sixth best player in Massachusetts, according to *247Sports.com*. Carey played AAU basketball with the New York Lightning.

Copeland, a 6-6, 175 guard, hails from Gettysburg, Pa. and plays for national powerhouse IMG Academy (Fla.) under Coach Chad Myers. He is ranked 85th nationally by *Rivals.com* and is considered the 27th best player in Florida by *247Sports.com*. *ESPN.com* has Copeland rated as the 20th point guard in the Class of 2020.

Taylor, a 6-6, 200 forward, is playing alongside Copeland at IMG Academy (Fla.), after transferring from St. Anne's-Belfield School (Va.), where he was coached by Damir Altizer. He ranks 83rd nationally and is the 15th best player in Florida in the Class of 2022, according to *247Sports.com*. *ESPN.com* has Taylor as a four-star ranked 100th overall and 28th among small forwards. Taylor is from Charlottesville, Va.



Jim Boeheim is in his 46th year as head coach at his alma mater.



Boeheim Second All-Time In Wins

Jim Boeheim is in his 46th season as head coach at his alma mater, Syracuse. He earned the *989th win of his coaching tenure when the Orange defeated Cornell, 80-68 on Dec. 29.

989*

Mike Krzyzewski (Army, Duke) is the only active Division I coach who is ahead of Boeheim on the wins and games-coached list.

Boeheim's 45 seasons completed put him first on the list of Division I coaches at their current schools. Krzyzewski is second with 40 campaigns at Duke.

The Book On Boeheim

Boeheim owns a career record of *989-414 (.705).

His 1,402 games (total reflects 101 games vacated between 2004-07 and 2010-12 by the NCAA) ranks first for coaches who have served at only one institution in the Division I ranks.

The 2021 NCAA berth gave SU 41 post-season appearances under Boeheim, including 35 NCAA Tournaments. He has guided his alma mater to the NCAA title game three times, winning it for the first time in 2003.

*record reflects 101 wins vacated between 2004-07 and 2010-12 by the NCAA

JIM BOEHEIM RECORDS

1976-present (46th season)

At Syracuse: 989-414 (.705)*

*record reflects 101 wins vacated between 2004-07 and 2010-12 by the NCAA

As an SU Player: 52-24 (.684)

As an SU Assistant: 139-65 (.681)

NCAA Tournament: 58-34 (.637)#

#record reflects four NCAA Tournament wins vacated between 2004-07 and 2010-12 by the NCAA

NIT: 11-8 (.579)\$

\$record reflects 2 NIT wins vacated between 2004-07 and 2010-12 by the NCAA

ACC Tournament: 4-6 (.400)

BIG EAST Tournament: 50-29 (.633)

In Overtime: 48-30 (.615)

Season Openers 41-5 (.891)

Division I Coaches by Wins

Coach	Schools	Wins
1. M. KRZYZEWSKI	Army, Duke	1,181
2. JIM BOEHEIM	Syracuse	*989
3. Jim Calhoun	Northwestern, UConn St. Joseph (Conn.)	921
4. BOB HUGGINS	Walsh, Akron, Cincy, Kansas State, West Virginia	911
5. Roy Williams	Kansas, North Carolina	903

*total reflects 101 wins vacated between 2004-07 and 2010-12 by the NCAA

Active Division I Coaches by Games

Coach	Schools	Games
1. Mike Krzyzewski	Army, Duke	1,543
2. JIM BOEHEIM	Syracuse	*1,403
3. Cliff Ellis	S. Alabama, Clemson, Auburn, Coastal Carolina	1,336
4. Bob Huggins	Walsh, Akron, Cincinnati, Kansas State, West Virginia	1,294
5. Greg Kampe	Oakland	1,148

*total reflects 101 games vacated between 2004-07 and 2010-12 by the NCAA.

Division I Seasons With Current School

Coach	School	Seasons
1. JIM BOEHEIM	Syracuse	45
2. Mike Krzyzewski	Duke	40
3. Greg Kampe	Oakland	37
4. Bob McKillop	Davidson	32
5. Ron Cottrell	Houston Baptist	30

represents seasons completed

Division I Coaches Wins At Alma Mater

Coach	Schools	Wins
1. JIM BOEHEIM	Syracuse	*989
2. Norm Stewart	Missouri	634
3. Slats Gill	Oregon State	599
4. Guy Lewis	Houston	592
5. Phog Allen	Kansas	588

*record reflects 101 wins vacated between 2004-07 and 2010-12 by the NCAA

includes games of 12/30/2021

Division I Coaches 20-Win Seasons

Coach	Schools	No.
1. M. KRZYZEWSKI	Army, Duke	36
2. JIM BOEHEIM	Syracuse	*34
3. Dean Smith	North Carolina	30
4. Roy Williams	Kansas, North Carolina	29
Bob Knight	Army, Indiana, Texas Tech	29
Lute Olson	Iowa, Arizona	29

*total reflects five 20-win seasons vacated between 2004-07 and 2010-12 by the NCAA

Division I NCAA Tournament Wins

Coach	Schools	Wins
1. M. KRZYZEWSKI	Duke	97
2. Roy Williams	N. Carolina, Kansas	79
3. Dean Smith	North Carolina	65
4. JIM BOEHEIM	Syracuse	*57
5. TOM IZZO	Michigan State	52
6. Jim Calhoun	Northeastern, Connecticut	49
BILL SELF	Tulsa, Illinois, Kansas	49
8. John Wooden	UCLA	47

*record reflects four tournament wins vacated between 2004-07 and 2010-12 by the NCAA

Division I NCAA Tournament Appearances

Coach	Schools	Wins
1. M. KRZYZEWSKI	Duke	35
JIM BOEHEIM	Syracuse	35
3. Roy Williams	Kansas, N. Carolina	30
4. Bob Knight	Indiana, Texas Tech	28
5. Lute Olson	Iowa, Arizona	27
Dean Smith	N. Carolina	27
7. RICK BARNES	Providence, Clemson, Texas, Tennessee	25
BOB HUGGINS	Akron, Cincinnati, W. Virginia	25
Eddie Sutton	Creighton, Arkansas, Kentucky, Oklahoma State	25

Active Coaches in CAPS

BOEHEIM MEN BY THE NUMBERS

TOTAL	3-PTS											REBOUNDS													
Boeheim	G	GS	FG	FGA	Pct	3FG	3FGA	Pct	FT	FTA	Pct	O	D	Tot	Avg	PF	FO	A	TO	Blk	Stl	Pts	Avg		
Buddy	101	74	490	1,188	.412	246	677	.363	152	187	.813	53	167	220	2.2	150	2	203	130	10	104	1,381	13.7		
Jimmy	90	50	368	847	.434	92	296	.311	145	217	.668	83	268	351	3.9	128	0	95	106	28	46	973	10.8		
Jim	76		320	616	.519	--	--	--	105	151	.695			177	2.3							745	9.8		

2021-22 AP POLL

December 27, 2021

No.	Team	W-L	Points
1.	Baylor (61)	11-0	1,525
2.	Duke	11-1	1,448
3.	Purdue	11-1	1,371
4.	Gonzaga	10-2	1,335
5.	UCLA	8-1	1,296
6.	Kansas	9-1	1,233
7.	USC	12-0	994
8.	Iowa State	12-0	985
9.	Arizona	11-1	973
10.	Michigan State	10-2	901
11.	Auburn	11-1	826
12.	Houston	11-2	801
13.	Ohio State	8-2	787
14.	Tennessee	9-2	729
15.	Seton Hall	10-2	716
16.	LSU	12-0	609
17.	Texas	9-2	567
18.	Kentucky	9-2	459
19.	Alabama	9-3	426
20.	Colorado State	10-0	366
21.	Providence	11-1	315
22.	Villanova	8-4	312
23.	Xavier	11-2	237
24.	Wisconsin	9-2	207
25.	Texas Tech	9-2	121

Others receiving votes: Illinois 72, Oklahoma 62, West Virginia 52, Loyola Chicago 39, UConn 34, Michigan 7, Colorado 5, San Francisco 4, Wake Forest 4, Iowa 2, Davidson 2, Memphis 1, Creighton 1, Minnesota 1

2021-22 COACHES POLL

December 27, 2021

No.	Team	W-L	Points
1.	Baylor (32)	11-0	800
2.	Duke	11-1	760
3.	Purdue	11-1	712
4.	Gonzaga	10-2	690
5.	UCLA	8-1	666
6.	Kansas	9-1	647
7.	Arizona	11-1	561
8.	Iowa State	12-0	514
9.	USC	12-0	506
10.	Michigan State	10-2	476
11.	Auburn	11-1	453
12.	Ohio State	8-2	410
13.	Seton Hall	9-1	378
14.	Houston	11-2	338
15.	Tennessee	9-2	334
16.	LSU	12-0	295
17.	Kentucky	9-2	279
18.	Texas	9-2	254
19.	Alabama	9-3	220
20.	Colorado State	10-0	199
21.	Providence	11-1	181
22.	Villanova	8-4	175
23.	Wisconsin	9-2	135
24.	Xavier	11-2	127
25.	Texas Tech	9-2	78

Others receiving votes: West Virginia 36, Arkansas 36, Illinois 26, UConn 25, Oklahoma 20, Loyola Chicago 19, Wake Forest 16, Minnesota 11, Michigan 9, San Francisco 8, Saint Mary's 3, Florida 2, Indiana 1.

SYRACUSE POLL POINTS

The last time. . .

SU vs.	12/7/21	#6 Villanova 67, SU 53
ranked team		
SU win vs.	3/21/21	SU 75, #13 West Virginia 72
ranked team		
Both ranked	11/16/18	#13 Oregon 80, #15 SU 65
Both top 10	2/22/14	#5 Duke 66, #1 SU 60
Both top 5	2/22/14	#5 Duke 66, #1 SU 60
SU vs. ranked	3/27/21	#6 Houston 62, SU 46
back-to-back	3/21/21	SU 75, #13 West Virginia 72
SU played #1	2/23/19	#1 Duke 75, SU 65
SU beat #1	1/14/19	SU 95, #1 Duke 91 OT
SU played #2	3/4/19	#2 Virginia 79, SU 53
SU beat #2	2/3/03	SU 67, #2 Pittsburgh 65
SU played #3	1/9/18	#3 Virginia 68, SU 60
SU beat #3	3/12/09	#18 SU 127, #3 UConn 117 6 OT
SU played #4	3/27/16	SU 68, #4 Virginia 62 (NCAA)
SU beat #4	3/27/16	SU 68, #4 Virginia 62 (NCAA)
SU played #5	3/14/19	#5 Duke 84, SU 72 (ACCT)
SU beat #5	3/18/18	SU 55, #5 Mich. State (NCAA) 53
SU played #6 12/7/21 #6 Villanova 67, SU 53		
SU beat #6	1/28/17	SU 82, #6 Florida State 72
SU played #7	2/26/17	#7 Louisville 88, SU 68
SU beat #7	12/7/10	#8 SU 72, #7 Michigan State 58
SU played #8	1/25/21	#8 Virginia 81, SU 58
SU beat #8	12/28/13	#2 SU 78, #8 Villanova 62
SU played #9	2/1/20	#9 Duke 97, SU 88
SU beat #9	2/4/17	SU 66, #9 Virginia 62
SU played #10	1/26/19	#10 Virginia Tech 78, SU 56
SU beat #10	2/22/17	SU 78, #10 Duke 75
SU played #11	2/19/20	#11 Louisville 90, SU 66
SU beat #11	2/26/11	#17 SU 58, #11 Georgetown 51
SU played #12	3/7/18	#12 N. Carolina 78, SU 59 (ACCT)
SU beat #12	2/18/15	SU 69, #12 Louisville 59
SU played #13	3/21/21	SU 75, #13 West Virginia 72
SU beat #13	3/21/21	SU 75, #13 West Virginia 72
SU played #14	12/18/18	#14 Buffalo 71, SU 59
SU beat #14	3/22/12*	#2 SU 64, #14 Wisconsin 63 (NCAA)
SU played #15	3/11/21	#15 Virginia 72, SU 69 (ACCT)
SU beat #15	3/30/13	#16 SU 55, #15 Marquette 39 (NCAA)
SU played #16	3/19/21	SU 78, #16 San Diego St. 62
SU beat #16	3/19/21	SU 78, #16 San Diego St. 62
SU played #17	11/29/16	#17 Wisconsin 77, #22 SU 60
SU beat #17	2/1/14	#2 SU 91, #17 Duke 89 OT
SU played #18	1/11/20	SU 63, #18/18 Virginia 55 OT
SU beat #18	1/11/20	SU 63, #18/18 Virginia 55 OT
SU played #19 11/26/21 #19 Auburn 89, Syracuse 68		
SU beat #19	3/3/12	#2 SU 58, #19 Louisville 49
SU played #20	1/18/16	SU 64, #20 Duke 62
SU beat #20	1/18/16	SU 64, #20 Duke 62
SU played #21	12/9/20	#21 Rutgers 79, Syracuse 69
SU beat #21	1/21/13	#t3 SU 57, #21 Cincinnati 55
SU played #22	2/5/19	#22 Florida State 80, SU 62
SU beat #22	1/18/14	#2 SU 59, #22 Pittsburgh 54
SU played #23	1/13/18	#23 Florida State 101, SU 90 2OT
SU beat #23	12/20/08	SU 72, #23 Memphis 65
SU played #24	11/19/04	SU 71, #24 Memphis 62
SU beat #24	11/19/04	SU 71, #24 Memphis 62
SU played #25	1/28/16	SU 81, #25 Notre Dame 66
SU beat #25	1/28/16	SU 81, #25 Notre Dame 66

Ranked opponents
in a season 15 2008-09

*wins vacated by NCAA sanctions

SU IN THE 2021-22 POLLS

Date	AP	Coaches
Preseason	rv	rv
November 15	rv	--
November 22	rv	rv
November 29	--	--
December 6	--	--
December 13	--	--
December 20	--	--
December 27	--	--

SU'S MOST FAMILIAR FOES

Opponents	Games
1. Colgate (Nov. 20)	173
2. Cornell (Dec. 29)	126
3. Pittsburgh (Jan.11, Jan. 25)	120
4. Penn State	106
5. Georgetown (Dec. 11)	97
6. Connecticut	95
7. St. John's	91
8. Niagara (Dec. 3)	83
9. Boston College (Feb. 8, Feb. 19)	79
10. Villanova (Dec. 7)	74

bold indicates 2021-22 opponent



JOHN BOL AJAK

Center • 6-10 • 216 • Redshirt Sophomore
Natinga, South Sudan • The School At Church Farm
Westtown School (Pa.)

2

- He saw time in the 2020-21 NCAA Tournament game against San Diego State on March 19, 2021.
- Ajak made his collegiate debut against Niagara last season.
- He scored his first points for the Orange in a game against Rider .
- Ajak played in 10 games last season.
- He saw time in the 2021 season opener against Lafayette and scored two points.

AJAK SEASON HIGHS

Points: 2, Lafayette
FG Made: 1, Lafayette
FG Attempted: 3, Lafayette
3-Point FGM:
3-Point FGA: 1, Lafayette
FT Made: 1, vs. Auburn
FT Attempted: 2, vs. Auburn
Rebounds: 4, Lafayette
Off. Rebounds:
Def. Rebounds: 4, Lafayette
Assists: 1, Lafayette
Steals: 0
Blocks: 0
Minutes: 7, Lafayette

AJAK CAREER HIGHS

Points: 2, Lafayette, 2021-22; Rider, 2020-21
FG Made: 1, Lafayette, 2021-22; Rider, 2020-21
FG Attempted: 3, Lafayette, 2021-22
3-Point FGM:
3-Point FGA: 1, Lafayette, 2021-22
FT Made: 1, vs. Auburn, 2021-22
FT Attempted: 2, vs. Auburn, 2021-22
Rebounds: 4, Lafayette, 2021-22
Off. Rebounds: 1, at Rutgers, at Boston College, 2020-21
Def. Rebounds: 4, Lafayette, 2021-22
Assists: 1, Lafayette, 2021-22; Rider, at Rutgers, 2020-21
Steals: 1 at Duke, 2020-21
Blocks: 1, Notre Dame, at Georgia Tech, 2020-21
Minutes: 9, Niagara, at Georgia Tech, 2020-21

2021-22 AJAK GAME-BY-GAME

Opponent	MP	FG	3PT	FT	REB	PF	A	T	B	S	TP
LAFAYETTE	7	1-3	0-1	0-0	4	0	1	0	0	0	2
DREXEL	DNP										
COLGATE	DNP										
vs. VCU	DNP										
vs. Arizona State	DNP										
vs. Auburn	3	0-0	0-0	1-2	0	0	0	0	0	0	1
INDIANA	DNP										
at FLORIDA STATE	DNP										
VILLANOVA											
at GEORGETOWN											
LEHIGH											
CORNELL											
GEORGIA TECH											
VIRGINIA											
at MIAMI											
at WAKE FOREST											
PITTSBURGH											
FLORIDA STATE											
CLEMSON											
at DUKE											
at PITTSBURGH											
WAKE FOREST											
at NC STATE											
LOUISVILLE											
at BOSTON COLLEGE											
at VIRGINIA TECH											
BOSTON COLLEGE											
at NOTRE DAME											
DUKE											
at NORTH CAROLINA											
MIAMI											


AJAK'S CAREER STATISTICS

Year	G	GS	TOTAL			3-PTS			FT			REBOUNDS				PF		A		Blk	Stl	Pts	Avg
			FG	FGA	Pct	3FG	3FGA	Pct	FT	FTA	Pct	O	D	Tot	Avg	PF	FO	A	TO				
2020-21	10	0	1	4	.250	0	0	.000	0	0	.000	2	2	4	0.4	7	0	2	1	2	1	2	0.2
2021-22	2	0	1	3	.333	0	1	.000	1	2	.500	0	4	4	2.0	0	0	1	0	0	0	3	1.5
Total	12	0	2	7	.286	0	1	.000	1	2	.500	2	6	8	0.7	7	0	3	1	2	1	5	0.4



FRANK ANSELEM

Center • 6-10 • 215 • Sophomore
Lagos, Nigeria • Westlake (Ga.)
Lincoln Academy (Ga.) • Prolific Prep (Calif.)



- Anselem has played in all seven games so far this season.
- He led the team in rebounds in the game against Drexel, grabbing a career-high six.
- Recorded a career-high two steals in the game against Colgate.
- He shot 4-4 from the free throw line in the game versus Indiana.
- Anselem is on a streak of eight consecutive free throws made.

ANSELEM SEASON HIGHS

Points: 6, Drexel
FG Made: 3, Drexel
FG Attempted: 4, Drexel
3-Point FGM: 0
3-Point FGA: 0
FT Made: 4, vs. Indiana
FT Attempted: 4, Indiana
Rebounds: 6, Drexel
Off. Rebounds: 3, Lafayette
Def. Rebounds: 4, Drexel
Assists: 2, Lafayette
Steals: 2, Colgate
Blocks: 0
Minutes: 17, Lafayette

ANSELEM CAREER HIGHS

Points: 6, Drexel, 2021-22
FG Made: 3, Drexel 2021-22
FG Attempted: 4, Drexel, 2021-22
3-Point FGM: 0
3-Point FGA: 0
FT Made: 4, Indiana, 2021, Rider, 2020-21
FT Attempted: 5, Rider, 2020-21
Rebounds: 6, Drexel, 2021-22
Off. Rebounds: 3, Lafayette, 2021-22
Def. Rebounds: 4, Drexel, 2021-22
Assists: 2, Lafayette, 2021-22
Steals: 2, Colgate 2021-22
Blocks: 1, Rider, 2020-21
Minutes: 17, Lafayette, 2021-22

2021-22 ANSELEM GAME-BY-GAME

Opponent	MP	FG	3PT	FT	REB	PF	A	T	B	S	TP
LAFAYETTE	17	2-3	0-0	1-2	4	0	2	0	0	0	5
DREXEL	16	3-4	0-0	0-2	6	3	0	1	0	0	6
COLGATE	9	0-0	0-0	0-0	1	2	1	0	0	2	0
vs. VCU	15	0-1	0-0	0-0	1	3	0	1	0	1	0
vs. Arizona State	5	0-0	0-0	2-2	1	1	0	0	0	0	2
vs. Auburn	9	0-1	0-0	2-2	2	0	0	0	0	0	2
INDIANA	11	0-0	0-0	4-4	3	3	0	0	0	0	4
at FLORIDA STATE	8	0-0	0-0	0-0	4	1	0	0	0	0	0
VILLANOVA											
at GEORGETOWN											
LEHIGH											
CORNELL											
GEORGIA TECH											
VIRGINIA											
at MIAMI											
at WAKE FOREST											
PITTSBURGH											
FLORIDA STATE											
CLEMSON											
at DUKE											
at PITTSBURGH											
WAKE FOREST											
at NC STATE											
LOUISVILLE											
at BOSTON COLLEGE											
at VIRGINIA TECH											
BOSTON COLLEGE											
at NOTRE DAME											
DUKE											
at NORTH CAROLINA											
MIAMI											

ANSELEM'S CAREER STATISTICS

Year	G	GS	TOTAL			3-PTS			FT	FTA	Pct	REBOUNDS				PF	FO	A	TO	Blk	Stl	Pts	Avg
			FG	FGA	Pct	3FG	3FGA	Pct				O	D	Tot	Avg								
2020-21	4	0	1	1	1.000	0	0	.000	4	5	.800	2	3	5	1.3	4	0	0	3	1	1	6	1.5
2021-22	8	0	5	9	.556	0	0	.000	9	12	.750	9	13	22	2.8	13	0	3	2	0	3	19	2.4
Total	12	0	6	10	.600	0	0	.000	13	17	.765	11	16	27	2.2	17	0	3	5	1	4	25	2.1



BUDDY BOEHEIM

Guard • 6-6 • 205 • Senior

Fayetteville, N.Y. • Jamesville-DeWitt H.S.

Brewster Academy (N.H.)

35

- Boeheim was one of five players voted to the Preseason First Team All-ACC.
- Buddy is one the Watch Lists for four different awards.
- He netted a season high 27 points and a career best of five steals and eight assists versus Indiana.
- Boeheim is on a seven-game, double-digit scoring streak.

BOEHEIM SEASON HIGHS

Points: 27, Indiana
FG Made: 10, Indiana
FG Attempted: 23, Indiana
3-Point FGM: 3, Lafayette, Drexel, Indiana
3-Point FGA: 11, Indiana
FT Made: 9, vs. Auburn
FT Attempted: 11, vs. Arizona State
Rebounds: 6, vs. VCU, vs. Arizona State
Off. Rebounds: 3, vs. VCU
Def. Rebounds: 5, vs. Arizona State
Assists: 8, Indiana
Steals: 5, Indiana
Blocks: 0
Minutes: 50, Indiana

BOEHEIM CAREER HIGHS

Points: 31 vs. Virginia (ACCT), 2020-21
FG Made: 11 vs. San Diego St. (NCAA), 2020-21
FG Attempted: 24, Buffalo, 2020-21
3-Point FGM: 7 vs. San Diego St. (NCAA), 2020-21; at Georgetown, Notre Dame, 2019-20
3-Point FGA: 13, North Carolina, vs. West Virginia (NCAA), 2020-21; Cornell, at Georgia Tech, Georgetown, Virginia Tech, 2019-20
FT Made: 9, vs. Auburn, 2021-22
FT Attempted: 12 vs. North Carolina (ACCT), 2019-20
Rebounds: 6, vs. VCU and Arizona State, 2021-22 vs. Houston (NCAA), 2020-21; Colgate, North Florida, 2019-20; vs. Pittsburgh (ACCT), 2018-19
Off. Rebounds: 4, Duke, 2018-19
Def. Rebounds: 6, vs. Houston (NCAA), 2020-21; Colgate, 2019-20
Assists: 8, Indiana, 2021-22
Steals: 5, Indiana, 2021-22
Blocks: 2 at Florida State, 2019-20
Minutes: 50, Indiana, 2021-22

2021-22 BOEHEIM GAME-BY-GAME

Opponent	MP	FG	3PT	FT	REB	PF	A	T	B	S	TP
LAFAYETTE	35	6-14	3-9	3-3	4	0	5	1	0	1	18
DREXEL	34	8-16	3-6	4-4	1	1	4	1	0	2	23
COLGATE	40	7-16	2-6	3-3	2	3	0	2	0	1	19
vs. VCU	39	6-17	2-10	6-7	6	2	2	1	0	3	20
vs. Arizona State	39	7-17	1-5	8-11	6	0	5	3	0	2	23
vs. Auburn	32	3-12	2-6	9-9	3	1	2	3	0	2	17
INDIANA	50	10-23	3-11	4-4	3	4	8	2	0	5	27
at FLORIDA STATE	38	3-10	0-4	0-0	4	1	5	2	0	0	6
VILLANOVA											
at GEORGETOWN											
LEHIGH											
CORNELL											
GEORGIA TECH											
VIRGINIA											
at MIAMI											
at WAKE FOREST											
PITTSBURGH											
FLORIDA STATE											
CLEMSON											
at DUKE											
at PITTSBURGH											
WAKE FOREST											
at NC STATE											
LOUISVILLE											
at BOSTON COLLEGE											
at VIRGINIA TECH											
BOSTON COLLEGE											
at NOTRE DAME											
DUKE											
at NORTH CAROLINA											
MIAMI											

BOEHEIM'S CAREER STATISTICS

Year	TOTAL					3-PTS			REBOUNDS				PF FO		A TO Blk Stl				Pts Avg				
	G	GS	FG	FGA	Pct	3FG	3FGA	Pct	FT	FTA	Pct	O	D	Tot	Avg	Pf	FO	A	TO	Blk	Stl	Pts	Avg
2018-19	32	5	72	189	.381	47	133	.353	26	33	.788	18	34	52	1.6	38	0	33	25	3	18	217	6.8
2019-20	32	32	177	434	.408	97	262	.370	40	56	.714	12	49	61	1.9	54	2	69	47	6	35	491	15.3
2020-21	25	25	161	372	.433	77	201	.383	45	53	.849	14	52	66	2.6	41	0	64	40	1	33	444	17.8
2021-22	8	8	50	125	.400	16	57	.281	37	41	.902	7	22	29	3.6	12	0	31	15	0	16	153	19.1
Totals	97	70	460	1,120	.384	237	653	.363	148	183	.809	51	158	209	2.2	145	2	197	127	10	102	1,305	13.5

BOEHEIM WATCH LISTS



The National Association of Basketball Coaches (NABC) Player of the Year award is an annual award that recognizes the top player in men's college basketball. The award has been given annually each year since the 1974-75 season in NCAA Division I Basketball.

The Player of the Year will be announced during the week of the 2022 Final Four in New Orleans.

2022 NABC Division I Player of the Year Preseason Watch List

Max Abmas, Oral Roberts
Ochai Agbaji, Kansas
Paolo Banchero, Duke

Buddy Boeheim, Syracuse

Marcus Carr, Texas
Julian Champagne, St. John's
Kofi Cockburn, Illinois
Hunter Dickinson, Michigan
Collin Gillespie, Villanova
Chet Holmgren, Gonzaga
Jaden Ivey, Purdue
Trayce Jackson-Davis, Indiana
Jaime Jaquez Jr., UCLA
Johnny Juzang, UCLA
E.J. Liddell, Ohio State
Remy Martin, Kansas
Scotty Pippen Jr., Vanderbilt
Jahvon Quinerly, Alabama
Drew Timme, Gonzaga
Trevion Williams, Purdue



The Naismith Trophy is one of the most prestigious national honors awarded to the top basketball players in the nation. Each year, the club's board publishes a "Watch List" made up of the top 50 players to watch in college basketball.

The award winner will be announced during the first week of April in 2022.

THE BASKETBALL HALL OF FAME



The Basketball Hall of Fame Shooting Guard of the Year Award recognizes the top shooting guards in division I men's college basketball. A national committee of top college basketball personnel determined the watch list of 20 candidates.

The award in its eighth year, will be presented on a to be determined date.

2022 Jerry West Shooting Guard of the Year Award

Ochai Agabji, Kansas
Eric Ayala, Maryland
Buddy Boeheim, Syracuse
Matt Bradley, San Diego St.
Eli Brooks, Michigan
Adam Flagler, Baylor
Kellan Grady, Kentucky
Dev' Vion Harmon, Oregon
Jaden Ivey, Purdue
Andrew Jones, Texas
Johnny Juzang, UCLA
Taevison Kinsey, Marshall
Benedict Mathurin, Arizona
Justin Moore, Villanova
Landers Nolley, Memphis
Jared Rhoden, Seton Hall
Hunter Sallis, Gonzaga
Jaden Shackelford, Alabama
Terrence Shannon Jr., Texas Tech
Isaiah Wong, Miami



Created in 1976, the John R. Wooden Award recognizes the Most Outstanding Player in NCAA men's basketball as well as All American Teams. The preseason poll was chosen by a national group of basketball experts.

The Wooden Award All American Team will be announced the week of the "Elite Eight"

SYRACUSE CAREER 3FGM

includes Indiana game			
Name	Games	3FG-3FGA	Years
1. Gerry McNamara	135	400-1,131	2002-06
2. Andy Rautins	127	282-754	2005-10
3. Trevor Cooney	141	281-835	2012-16
4. Preston Shumpert	134	249-659	1998-02
5. Buddy Boeheim	96	237-649	2018-21
6. Eric Devendorf	116	208-550	2005-09
7. Demetris Nichols	123	205-573	2003-07
8. Lawrence Moten	121	197-624	1991-95
9. Marius Janulis	114	190-476	1994-98
10. Tyus Battle	103	179-535	2016-19

1,000 CAREER POINTS

No.	Player	Points	Avg.	Years
1.	Lawrence Moten	2,334	19.3	1991-95
2.	Derrick Coleman	2,143	15.0	1986-90
3.	John Wallace	2,119	16.7	1992-96
4.	Gerry McNamara	2,099	15.5	2002-06
5.	Hakim Warrick	2,073	15.4	2001-05
6.	Sherman Douglas	2,060	14.9	1985-89
7.	Stephen Thompson	1,956	13.6	1986-90
8.	Preston Shumpert	1,907	14.2	1998-02
9.	Dave Bing	1,883	24.8	1963-66
10.	Rafael Addison	1,876	14.9	1982-86
11.	Erich Santifer	1,845	14.9	1979-83
12.	Billy Owens	1,840	17.9	1988-91
13.	Rony Seikaly	1,716	12.6	1984-88
14.	Eric Devendorf	1,680	14.5	2005-09
15.	C.J. Fair	1,660	11.6	2010-14
16.	Tyus Battle	1,647	16.0	2016-19
17.	Dave Johnson	1,614	12.2	1988-92
18.	Brandon Triche	1,564	10.6	2009-13
19.	Roosevelt Bouie	1,560	13.2	1976-80
	Todd Burgan	1,560	12.5	1994-98
21.	Adrian Autry	1,538	12.7	1990-94
22.	Dennis DuVal	1,504	18.6	1971-74
23.	Jason Hart	1,503	11.4	1996-00
24.	Rudy Hackett	1,496	17.2	1972-75
	Dale Shackelford	1,496	12.8	1975-79
26.	D. Washington	1,490	15.7	1983-86
27.	Louis Orr	1,487	12.8	1976-80
28.	Kris Joseph	1,476	10.5	2008-12
29.	Bill Smith	1,451	20.7	1968-71
30.	Trevor Cooney	1,437	10.2	2012-16
31.	Otis Hill	1,416	10.9	1993-97
32.	Greg Kohls	1,360	19.2	1969-72
33.	Mike Lee	1,351	16.3	1970-73
34.	Billy Gabor	1,344	14.9	1942-48
	Demetris Nichols	1,344	10.9	2003-07
36.	Etan Thomas	1,340	11.0	1996-00
37.	Vinnie Cohen	1,337	19.7	1954-57
38.	Buddy Boeheim	1,305	13.5	2018-
39.	Tony Bruin	1,294	11.6	1979-83
40.	Scoop Jardine	1,265	9.0	2007-12
41.	Paul Harris	1,253	11.7	2006-09
42.	George Hicker	1,245	16.0	1965-68
	Rick Jackson	1,245	8.7	2007-11
44.	Arinze Onuaku	1,232	9.2	2005-10
45.	Damone Brown	1,230	10.9	1997-01
46.	Wendell Alexis	1,212	9.7	1982-86
47.	Jonny Flynn	1,211	16.6	2007-09
48.	Jack Kiley	1,193	15.1	1948-51
49.	Ryan Blackwell	1,175	11.8	1997-00
50.	Jim Lee	1,165	13.4	1972-75
51.	Marty Byrnes	1,159	11.0	1974-78
	Marty Headd	1,159	10.9	1977-81
53.	Michael Gbinije	1,144	11.3	2013-16
54.	DeShaun Williams	1,136	11.7	1999-02
55.	Andy Rautins	1,121	8.8	2005-10
56.	James Williams	1,119	11.0	1973-77
57.	Ed Stichel	1,096	11.0	1945-49
58.	Jon Cincebox	1,087	15.8	1956-59
59.	Kueth Duany	1,084	8.5	1999-03
60.	Pete Chudy	1,079	16.1	1958-61
61.	Elijah Hughes	1,075	16.3	2018-20
62.	Vaughn Harper	1,070	13.5	1965-68
63.	Rakeem Christmas	1,046	7.4	2011-15
64.	Leo Rautins	1,031	12.1	1980-83



JIMMY BOEHEIM

Forward • 6-8 • 225 • Graduate
 Fayetteville, N.Y. • Jamesville-DeWitt H.S.
 New Hampton School (N.H.) • Cornell



- Boeheim completed his undergraduate degree at Cornell University.
- He did not play last year because the Ivy League canceled its 2020-21 season due to the COVID-19 pandemic.
- Jimmy recorded a double-double in games against Colgate and VCU.
- Contributed a season high of 12 rebounds in the game against VCU.
- He has scored the first points for the Orange in six of the seven contests.

BOEHEIM SEASON HIGHS

Points: 26, Indiana
FG Made: 9, Indiana
FG Attempted: 20, Indiana
3-Point FGM: 4, Indiana
3-Point FGA: 9, Indiana
FT Made: 6, vs. VCU
FT Attempted: 7, Colgate, vs. VCU
Rebounds: 12, vs. VCU
Off. Rebounds: 5, vs. VCU
Def. Rebounds: 7, Colgate, vs. VCU, vs. Arizona State
Assists: 2, vs. Arizona State, Indiana
Steals: 3, vs. VCU
Blocks: 1, vs. VCU
Minutes: 47, Indiana

2021-22 BOEHEIM GAME-BY-GAME

Opponent	MP	FG	3PT	FT	REB	PF	A	T	B	S	TP
LAFAYETTE	25	8-9	2-3	0-0	5	1	0	3	0	1	18
DREXEL	33	6-10	1-2	1-2	4	1	1	1	0	1	14
COLGATE	34	3-10	0-3	5-7	10	1	1	1	0	2	11
vs. VCU	36	5-13	1-1	6-7	12	1	1	2	1	3	17
vs. Arizona State	36	5-10	1-3	0-1	8	3	2	1	0	0	11
vs. Auburn	24	1-5	1-1	0-0	1	1	1	0	0	0	3
INDIANA	47	9-20	4-9	4-6	5	2	2	2	0	1	26
at FLORIDA STATE	37	5-13	1-3	2-4	4	2	0	1	0	1	13
VILLANOVA											
at GEORGETOWN											
LEHIGH											
CORNELL											
GEORGIA TECH											
VIRGINIA											
at MIAMI											
at WAKE FOREST											
PITTSBURGH											
FLORIDA STATE											
CLEMSON											
at DUKE											
at PITTSBURGH											
WAKE FOREST											
at NC STATE											
LOUISVILLE											
at BOSTON COLLEGE											
at VIRGINIA TECH											
BOSTON COLLEGE											
at NOTRE DAME)											
DUKE											
at NORTH CAROLINA)											
MIAMI											


BOEHEIM CAREER HIGHS *at Cornell

Points*: 31 at Robert Morris, 2018-19
FG Made*: 14 at Robert Morris, 2018-19
FG Attempted*: 22 at Lafayette, at Hartford, 2019-20
3-Point FGM: 4, vs. Indiana, 2021-22, at Hartford, 2019-20; Longwood, at Harvard, 2018-19
3-Point FGA*: 10 at Hartford, 2019-20
FT Made*: 9 at Syracuse, 2019-20
FT Attempted*: 11 at Syracuse, 2019-20
Rebounds*: 17 at Coppin State, 2019-20
Off. Rebounds*: 8, Coppin State, 2019-20
Def. Rebounds*: 10 at Navy, 2019-20
Assists*: 4 at Yale, Binghamton, 2019-20; at Syracuse, 2018-19
Steals*: 3 vs. VCU, 2021-22, at Brown, 2019-20
Blocks*: 2 at Columbia, 2019-20; Harvard, at Columbia, 2018-19; Brown, Central Penn, 2017-18
Minutes: 47, Indiana, 2021-22

BOEHEIM'S CAREER STATISTICS

Year	G	GS	TOTAL			3-PTS			REBOUNDS			PF	FO	A	TO	Blk	Stl	Pts	Avg				
			FG	FGA	Pct	3FG	3FGA	Pct	FT	FTA	Pct									O	D	Tot	Avg
2017-18*	26	3	32	98	.327	6	40	.150	13	21	.619	18	40	58	2.2	28	0	13	10	6	1	83	3.2
2018-19*	30	15	125	280	.446	38	112	.339	48	75	.640	18	80	98	3.3	50	0	30	37	12	14	336	11.2
2019-20*	21	19	128	298	.430	31	105	.295	63	88	.716	25	93	118	5.6	30	0	40	40	7	15	350	16.7
2021-22	8	8	42	90	.467	11	25	.440	18	27	.667	13	36	49	6.1	12	0	8	11	1	9	113	14.1
Totals	85	45	327	766	.427	86	293	.294	142	211	.673	74	249	323	3.8	120	0	91	98	26	39	882	10.4

*at Cornell



JESSE EDWARDS

Center • 6-11 • 230 • Junior
Amsterdam, Netherlands • IMG Academy (Fla.)

14

- He recorded a career high of four blocks in the game against Drexel.
- Produced a career-best 21 points against Arizona State.
- Averaged 14.7 ppg. and 6.0 rebounds in three games in the Battle 4 Atlantis Tournament.
- Edwards leads the team in dunks with ten.
- He recorded a career best of 12 boards, part of his first double-double of the season against Florida State.
- Edwards contributed a career high of five steals against Indiana.

EDWARDS' SEASON HIGHS

Points: 21, vs. Arizona State
FG Made: 9, vs. Arizona State
FG Attempted: 11, vs. Arizona State
3-Point FGM: 0
3-Point FGA: 0
FT Made: 4, Colgate
FT Attempted: 6, vs. Arizona State
Rebounds: 12, at Florida State
Off. Rebounds: 5, at Florida State
Def. Rebounds: 7, at Florida State
Assists: 2, at Florida State
Steals: 5, Indiana
Blocks: 4, Drexel
Minutes: 39, vs. Indiana

2021-22 EDWARDS' GAME-BY-GAME


Opponent	MP	FG	3PT	FT	REB	PF	A	T	B	S	TP
LAFAYETTE	17	4-4	0-0	3-4	2	4	1	1	3	0	11
DREXEL	21	4-4	0-0	0-0	4	3	0	2	4	1	8
COLGATE	26	2-4	0-0	4-4	8	5	1	0	3	0	8
vs. VCU	16	3-6	0-0	0-0	4	5	1	0	3	0	6
vs. Arizona State	35	9-11	0-0	3-6	8	1	1	1	2	0	21
vs. Auburn	31	7-8	0-0	3-5	6	3	1	0	1	0	17
INDIANA	39	7-7	0-0	3-3	5	5	1	0	3	5	17
at FLORIDA STATE	30	4-8	0-0	3-3	12	5	2	2	2	1	11
VILLANOVA											
at GEORGETOWN											
LEHIGH											
CORNELL											
GEORGIA TECH											
VIRGINIA											
at MIAMI											
at WAKE FOREST											
PITTSBURGH											
FLORIDA STATE											
CLEMSON											
at DUKE											
at PITTSBURGH											
WAKE FOREST											
at NC STATE											
LOUISVILLE											
at BOSTON COLLEGE											
at VIRGINIA TECH											
BOSTON COLLEGE											
at NOTRE DAME)											
DUKE											
at NORTH CAROLINA)											
MIAMI											

EDWARDS' CAREER HIGHS

Points: 21, vs. Arizona State, 2021-22
FG Made: 9, vs. Arizona State, 2021-22
FG Attempted: 11, vs. Arizona State, 2021-22
3-Point FGM: 0
3-Point FGA: 0
FT Made: 4, Colgate, 2021-22
FT Attempted: 6, vs. Arizona State, 2021-22
Rebounds: 12, at Florida State, 2021-22
Off. Rebounds: 5, at Florida State, 2021-22, vs. NC State (ACCT), 2020-21
Def. Rebounds: 7, at Florida State, 2021-22, at Georgia Tech, 2020-21
Assists: 2, at Florida State, 2021-22
Steals: 5, Indiana, 2021-22
Blocks: 4, Drexel, 2021-22
Minutes: 39, Indiana 2021-22

EDWARDS' CAREER STATISTICS

Year	TOTAL			3-PTS			REBOUNDS			PF		A		TO		Blk	Stl	Pts	Avg				
	G	GS	FG	FGA	Pct	3FG	3FGA	Pct	FT	FTA	Pct	O	D	Tot	Avg								
2019-20	21	0	19	24	.792	0	0	.000	12	19	.632	11	24	35	1.7	21	0	0	6	10	4	50	2.4
2020-21	18	0	12	26	.462	0	0	.000	10	14	.714	16	31	47	2.6	30	1	0	6	8	6	34	1.9
2021-22	8	8	40	52	.769	0	0	.000	19	25	.760	19	30	49	6.1	31	4	8	6	21	7	99	12.4
Totals	47	8	71	102	.696	0	0	.000	41	58	.707	46	85	131	3.8	82	5	8	18	39	17	186	4.0



JOSEPH GIRARD III

Guard • 6-1 • 190 • Junior
Glens Falls, N.Y. • Glens Falls

11

- He had a game high of 27 points in the game against Colgate, his top output since his career high of 30 at NC State (2019-20).
- Girard III had a season-high seven boards versus Colgate.
- He opened the campaign by making his first nine 3-pointers, a streak that included the initial three contests. He is shooting 23-43 (.535).
- Girard netted the game winning free throws in the double-overtime game against Indiana.

GIRARD'S III SEASON HIGHS

Points: 27, Colgate
FG Made: 8, Colgate
FG Attempted: 14, Colgate
3-Point FGM: 5, Lafayette, Colgate, Indiana
3-Point FGA: 11, Indiana
FT Made: 6, Colgate
FT Attempted: 6, Colgate, Indiana
Rebounds: 7, Colgate
Off. Rebounds: 2, Colgate
Def. Rebounds: 5, Colgate
Assists: 8, Colgate
Steals: 3, Drexel
Blocks: 0
Minutes: 44, Indiana

GIRARD'S III CAREER HIGHS

Points: 30, NC State, 2019-20
FG Made: 9, NC State, 2019-20
FG Attempted: 22, NC State, at Florida State, 2019-20
3-Point FGM: 6, Rider, 2020-21
3-Point FGA: 12, Rider, 2020-21; at Florida State, 2019-20
FT Made: 11, NC State, 2019-20
FT Attempted: 12, NC State, 2019-20
Rebounds: 9 at Notre Dame, 2019-20
Off. Rebounds: 3 at Notre Dame, 2019-20
Def. Rebounds: 7 at Florida State, 2019-20
Assists: 9 vs. Oklahoma St., 2019-20
Steals: 6, Northeastern, 2020-21
Blocks: 1, Rider, NC State, 2020-21; Bucknell, Notre Dame, at Louisville, 2019-20
Minutes: 44, Indiana, 2021-22

2021-22 GIRARD'S GAME-BY-GAME

Opponent	MP	FG	3PT	FT	REB	PF	A	T	B	S	TP
LAFAYETTE	25	6-9	5-5	3-3	4	0	7	1	0	1	20
DREXEL	25	4-7	3-3	0-0	1	2	5	3	0	3	11
COLGATE	34	8-14	5-8	6-6	7	0	8	3	0	1	27
vs. VCU	37	2-9	2-5	0-0	3	0	0	6	0	0	6
vs. Arizona State	37	5-10	2-6	4-5	2	2	5	4	0	1	16
vs. Auburn	27	1-6	1-5	0-0	3	0	3	2	0	0	3
INDIANA	44	6-13	5-11	5-6	3	1	5	5	0	2	22
at FLORIDA STATE	37	5-13	4-8	2-2	3	2	2	2	0	2	16
VILLANOVA											
at GEORGETOWN											
LEHIGH											
CORNELL											
GEORGIA TECH											
VIRGINIA											
at MIAMI											
at WAKE FOREST											
PITTSBURGH											
FLORIDA STATE											
CLEMSON											
at DUKE											
at PITTSBURGH											
WAKE FOREST											
at NC STATE											
LOUISVILLE											
at BOSTON COLLEGE											
at VIRGINIA TECH											
BOSTON COLLEGE											
at NOTRE DAME											
DUKE											
at NORTH CAROLINA											
MIAMI											

GIRARD'S III CAREER STATISTICS

Year	TOTAL				3-PTS			REBOUNDS				PF FO A TO Blk Stil Pts Avg											
	G	GS	FG	FGA	Pct	3FG	3FGA	Pct	FT	FTA	Pct	O	D	Tot	Avg	PF	FO	A	TO	Blk	Stil	Pts	Avg
2019-20	32	30	122	352	.347	70	217	.323	84	94	.894	5	92	97	3.0	47	0	113	60	3	47	398	12.4
2020-21	28	28	92	259	.355	50	150	.333	39	50	.780	6	75	81	2.9	34	0	99	59	2	39	273	9.8
2021-22	8	8	37	81	.457	27	51	.529	20	22	.909	3	23	26	3.3	7	0	35	26	0	10	121	15.1
Totals	68	66	251	692	.363	147	418	.352	143	166	.861	14	190	204	3.0	88	0	247	145	5	96	792	11.6



BOURAMA SIDIBE

Center • 6-10 • 220 • Graduate Student
Bamako, Mali • St. Benedict's Prep (N.J.)

34

- Sidibe missed most of last season with a knee injury.
- He returned to the court for the game against Clemson in February 2021, but has not played since because of the injury.
- He suffered another knee injury during the 2021 preseason, which required a surgical procedure. Sidibe is currently in rehabilitation from the surgery.

SIDIBE'S SEASON HIGHS

Points:
FG Made:
FG Attempted:
3-Point FGM:
3-Point FGA:
FT Made:
FT Attempted:
Rebounds:
Off. Rebounds:
Def. Rebounds:
Assists
Steals:
Blocks:
Minutes:

SIDIBE'S CAREER HIGHS


Points: 18 at Pittsburgh, 2017-18
FG Made: 6, Colgate, at Notre Dame, 2019-20; at Pittsburgh, 2017-18
FG Attempted: 8 at Pittsburgh, 2017-18
3-Point FGM, 3-Point FGA: 0
FT Made: 7, North Carolina, 2019-20
FT Attempted: 9, Colgate, 2018-19
Rebounds: 16 at Pittsburgh, 2017-18
Off. Rebounds: 6, Notre Dame, at Boston College, vs. North Carolina (ACCT), 2019-20
Def. Rebounds: 13 at Pittsburgh, 2017-18
Assists: 1, Seattle, Cornell, Niagara, Notre Dame, at Miami, vs. North Carolina (ACCT), 2019-20; Eastern Washington, Connecticut, Colgate, Cornell, St. Bonaventure, 2018-19; Texas Southern, Toledo, Wake Forest, at Duke, 2017-18
Steals: 5 at Georgia Tech, Pittsburgh, 2019-20
Blocks: 6, North Carolina, 2019-20
Minutes: 36, North Carolina, 2019-20

2021-22 SIDIBE'S GAME-BY-GAME

Opponent	MP	FG	3PT	FT	REB	F	A	T	B	S	TP
LAFAYETTE	DNP										
DREXEL	DNP										
COLGATE	DNP										
vs. VCU	DNP										
vs. Arizona State	DNP										
vs. Auburn	DNP										
INDIANA	DNP										
at FLORIDA STATE	DNP										
VILLANOVA											
at GEORGETOWN											
LEHIGH											
CORNELL											
GEORGIA TECH											
VIRGINIA											
at MIAMI											
at WAKE FOREST											
PITTSBURGH											
FLORIDA STATE											
CLEMSON											
at DUKE											
at PITTSBURGH											
WAKE FOREST											
at NC STATE											
LOUISVILLE											
at BOSTON COLLEGE											
at VIRGINIA TECH											
BOSTON COLLEGE											
at NOTRE DAME											
DUKE											
at NORTH CAROLINA											
MIAMI											

SIDIBE'S CAREER STATISTICS

Year	G	GS	TOTAL			3-PTS			FT			REBOUNDS				PF	FO	A	TO	Blk	Stl	Pts	Avg
			FG	FGA	Pct	3FG	3FGA	Pct	FT	FTA	Pct	O	D	Tot	Avg								
2017-18	30	0	31	52	.596	0	0	.000	19	40	.475	37	59	96	3.2	71	3	4	27	20	10	81	2.7
2018-19	29	0	19	41	.463	0	0	.000	17	43	.395	29	48	77	2.7	68	1	5	9	14	15	55	1.9
2019-20	32	32	81	117	.692	0	0	.000	31	56	.554	89	153	242	7.6	131	10	6	30	44	40	193	6.0
2020-21	2	1	0	0	.000	0	0	.000	3	6	.500	1	0	1	0.5	4	0	0	1	1	0	3	1.5
2021-22																							
Totals	93	33	131	210	.624	0	0	.000	70	145	.483	156	260	416	4.5	274	14	15	67	79	65	332	3.6



COLE SWIDER

Forward • 6-9 • 220 • Senior
Portsmouth, R.I. • St. Andrew's School

21

- Swider played his first three seasons at Villanova.
- He tallied a double-double in his Syracuse debut, posting 14 points and 12 rebounds against Lafayette.
- Recorded five steals, a career high, in the game against Drexel.
- Swider contributed his third double-double of the season in the game against Florida State with 16 points and 10 rebounds. His others game in games against Lafayette and Arizona State.

SWIDER'S SEASON HIGHS

Points: 19, vs. Arizona State
FG Made: 7, vs. Arizona State
FG Attempted: 15, at Florida State
3-Point FGM: 4, vs. Arizona State
3-Point FGA: 13, at Florida State
FT Made: 7, Indiana
FT Attempted: 9, Indiana
Rebounds: 12, Lafayette
Off. Rebounds: 3, Lafayette
Def. Rebounds: 9, Lafayette, vs. Arizona State
Assists: 4, Drexel
Steals: 5, Drexel
Blocks: 1, Lafayette
Minutes: 36, vs. VCU, vs. Arizona State, at Florida State

SWIDER'S CAREER HIGHS *from Villanova

Points*: 26 vs. Middle Tennessee, 2019-20
FG Made*: 10 vs. Middle Tennessee, 2019-20
FG Attempted*: 15, at Florida State, 2021-22, vs. Middle Tennessee, 2019-20
3-Point FGM*: 6 vs. vs. Middle Tennessee, 2019-20
3-Point FGA: 13, at Florida State, 2021-22
FT Made: 7, Indiana, 2021-22
FT Attempted: 9, Indiana, 2021-22
Rebounds: 12, Lafayette, 2021-22
Off. Rebounds*: 4, vs. Middle Tennessee, vs. Delaware, 2019-20
Def. Rebounds: 9, Lafayette, vs. Arizona State, 2021-22
Assists: 4, Drexel, 2021-22
Steals: 5, Drexel, 2021-22
Blocks: 1, Lafayette, 2021-22; vs. Mississippi State, 2019-20
Minutes: 36, vs. VCU, vs. Arizona State, at Florida State, 2021-22

2021-22 SWIDER'S GAME-BY-GAME

Opponent	MP	FG	3PT	FT	REB	PF	A	T	B	S	TP
LAFAYETTE	31	6-14	2-7	0-0	12	2	3	2	1	2	14
DREXEL	34	4-8	1-4	2-2	5	1	4	1	0	5	11
COLGATE	24	3-8	0-4	2-2	2	4	0	0	0	2	8
vs. VCU	36	2-14	0-7	2-2	7	3	2	3	0	0	6
vs. Arizona State	36	7-12	4-5	1-1	11	5	0	1	0	1	19
vs. Auburn	32	5-11	2-6	5-5	4	2	0	1	0	0	17
INDIANA	34	3-8	1-3	7-9	4	5	0	2	0	3	14
at FLORIDA STATE	36	5-15	4-13	2-2	10	2	0	5	0	0	16
VILLANOVA											
at GEORGETOWN											
LEHIGH											
CORNELL											
GEORGIA TECH											
VIRGINIA											
at MIAMI											
at WAKE FOREST											
PITTSBURGH											
FLORIDA STATE											
CLEMSON											
at DUKE											
at PITTSBURGH											
WAKE FOREST											
at NC STATE											
LOUISVILLE											
at BOSTON COLLEGE											
at VIRGINIA TECH											
BOSTON COLLEGE											
at NOTRE DAME											
DUKE											
at NORTH CAROLINA											
MIAMI											

SWIDER'S CAREER STATISTICS

Year	G	GS	TOTAL			3-PTS			REBOUNDS			PF	FO	A	TO	Blk	Stl	Pts	Avg				
			FG	FGA	Pct	3FG	3FGA	Pct	FT	FTA	Pct									O	D	Tot	Avg
2018-19*	21	0	24	64	.375	13	46	.283	12	19	.632	10	16	26	1.2	26	1	12	9	1	3	73	3.5
2019-20*	31	15	72	163	.442	38	108	.352	6	9	.667	22	69	91	2.9	52	1	18	24	10	6	188	6.1
2020-21*25	2		49	115	.426	35	87	.402	9	12	.750	15	54	69	2.8	31	0	27	10	2	13	142	5.7
2021-22	8	8	35	90	.389	14	49	.286	21	23	.913	11	44	55	6.9	24	1	9	15	1	13	105	13.1
Totals	85	25	180	432	.417	100	290	.345	48	63	.762	58	183	241	2.8	133	3	66	58	14	35	494	5.8

*from Villanova



SYMIR TORRENCE

Guard • 6-3 • 195 • Junior

Syracuse, N.Y. • Syracuse Academy of Science/
Vermont Academy

10

- Torrence played his first two seasons at Marquette.
- He played in 52 out of the 57 games over his two years with the program.
- Torrence has seen time in all six games this season.
- His first basket with the Orange came against Drexel.

TORRENCE'S SEASON HIGHS

Points: 6, vs. Auburn
FG Made: 2, Colgate, vs. Auburn
FG Attempted: 7, Colgate
3-Point FGM: 1, vs. Auburn
3-Point FGA: 1, Colgate, vs. Auburn
FT Made: 1, Colgate, vs. Auburn
FT Attempted: 3, vs. Auburn
Rebounds: 4, vs. Auburn
Off. Rebounds: 2, Colgate
Def. Rebounds: 4, vs. Auburn
Assists: 5, vs. Auburn, at Florida State
Steals: 1, Lafayette, Drexel, at Florida State
Blocks: 0
Minutes: 21, Drexel, vs. Auburn

TORRENCE'S CAREER HIGHS *from Marquette

Points*: 9, Central Arkansas, 2019-20
FG Made*: 3, Georgetown, Central Arkansas, 2019-20; Connecticut, 2020-21
FG Attempted: 7, Colgate, 2021-22
3-Point FGM*: 3, Central Arkansas, 2019-20
3-Point FGA*: 5, DePaul, 2020-21
FT Made*: 4, Eastern Illinois, 2020-21
FT Attempted*: 6, Eastern Illinois, 2020-21
Rebounds*: 7, Arkansas-Pine Bluff, 2020-21
Off. Rebounds: 2, Colgate, 2021-22
Def. Rebounds*: 7, Arkansas-Pine Bluff, 2020-21
Assists*: 6, Arkansas-Pine Bluff, 2020-21
Steals*: 2, Central Arkansas, 2019-20
Blocks: 1, Lafayette, 2021-22; vs. Arkansas-Pine Bluff, 2020-21
Minutes*: 28, Eastern Illinois, 2020-21

2021-22 TORRENCE'S GAME-BY-GAME

Opponent	MP	FG	3PT	FT	REB	PF	A	T	B	S	TP
LAFAYETTE	18	0-5	0-0	0-1	3	1	4	0	0	1	0
DREXEL	21	1-2	0-0	0-0	2	0	3	1	0	1	2
COLGATE	11	2-7	0-1	1-1	2	1	2	1	0	0	5
vs. VCU	4	0-1	0-0	0-0	0	0	2	0	0	0	0
vs. Arizona State	6	0-1	0-0	0-0	0	1	1	1	0	0	0
vs. Auburn	21	2-2	1-1	1-3	4	1	5	5	0	0	6
INDIANA	6	1-2	0-0	0-0	0	2	0	1	0	1	2
at FLORIDA STATE	12	0-3	0-1	1-2	2	0	5	1	0	1	1
VILLANOVA											
at GEORGETOWN											
LEHIGH											
CORNELL											
GEORGIA TECH											
VIRGINIA											
at MIAMI											
at WAKE FOREST											
PITTSBURGH											
FLORIDA STATE											
CLEMSON											
at DUKE											
at PITTSBURGH											
WAKE FOREST											
at NC STATE											
LOUISVILLE											
at BOSTON COLLEGE											
at VIRGINIA TECH											
BOSTON COLLEGE											
at NOTRE DAME											
DUKE											
at NORTH CAROLINA											
MIAMI											

TORRENCE'S CAREER STATISTICS

Year	G	GS	TOTAL			3-PTS			FT	FTA	Pct	REBOUNDS				PF	FO	A	TO	Blk	Stl	Pts	Avg
			FG	FGA	Pct	3FG	3FGA	Pct				O	D	Tot	Avg								
2019-20*	28	0	16	39	.410	9	24	.375	8	11	.727	1	35	36	1.3	27	0	45	20	0	7	49	1.8
2020-21*	24	3	19	61	.311	5	36	.139	14	21	.667	1	32	33	1.4	19	0	37	21	1	7	57	2.4
2021-22	8	0	6	23	.261	1	3	.333	3	7	.429	3	10	13	1.6	6	0	22	10	0	4	16	2.0
Totals	60	3	41	123	.333	15	63	.238	25	39	.641	5	77	82	1.4	52	0	104	51	1	18	122	2.0

*from Marquette



BENNY WILLIAMS

Forward • 6-8 • 208 • Freshman
Bowie, Md. • St. Andrew's Episcopal (Md.)
IMG Academy (Fla.)

13

- Williams spent the 2020-21 season at IMG Academy where he was coached by Chad Myers. He averaged 16.3 points and 6.0 rebounds per game with the Ascenders.
- He made his Syracuse debut in the season opener against Lafayette and scored his first collegiate points.
- Williams has played in all six games.
- He contributed a career-high three steals against Auburn.

WILLIAM'S SEASON HIGHS

Points: 7, Colgate
FG Made : 3, Lafayette, Colgate
FG Attempted: 5, Lafayette, Colgate
3-Point FGM: 0
3-Point FGA: 1, vs. Drexel, Colgate
FT Made: 1, vs. Colgate
FT Attempted: 2, vs. Colgate, Indiana
Rebounds: 3, vs. Lafayette, VCU
Off. Rebounds: 1, vs. VCU
Def. Rebounds: 3, Lafayette
Assists: 1, Lafayette, vs. Auburn
Steals: 3, vs. Auburn
Blocks: 1, Lafayette, Drexel, VCU, Indiana
Minutes: 22, Colgate

WILLIAM'S CAREER HIGHS

Points: 7, Colgate, 2021-22
FG Made: 3, Lafayette, Colgate, 2021-22
FG Attempted: 5, Lafayette, Colgate 2021-22
3-Point FGM: 0
3-Point FGA: 1, Drexel, Colgate, 2021-22
FT Made: 1, Colgate, 2021-22
FT Attempted: 2, Colgate, Indiana, 2021-22
Rebounds: 3, Lafayette, VCU, 2021-22
Off. Rebounds: 1, VCU, 2021-22
Def. Rebounds: 3, Lafayette, 2021-22
Assists: 1, Lafayette, vs. Auburn, 2021-22
Steals: 3, vs. Auburn, 2021-22
Blocks: 1, Lafayette, Drexel vs. VCU, 2021-22
Minutes: 22, Colgate, 2021-22

2021-22 WILLIAM'S GAME-BY-GAME

Opponent	MP	FG	3PT	FT	REB	PF	A	T	B	S	TP
LAFAYETTE	21	3-5	0-0	0-0	3	2	1	1	1	1	6
DREXEL	16	0-3	0-1	0-0	0	1	0	1	1	2	0
COLGATE	22	3-5	0-1	1-2	1	1	0	3	0	1	7
vs. VCU	17	0-1	0-0	0-0	3	1	0	2	1	0	0
vs. Arizona State	6	0-0	0-0	0-1	1	0	0	0	0	0	0
vs. Auburn	21	1-3	0-0	0-0	0	2	1	2	0	3	2
INDIANA	19	0-0	0-0	0-2	2	2	0	0	1	1	0
at FLORIDA STATE	2	0-0	0-0	0-0	2	0	0	0	0	0	0
VILLANOVA											
at GEORGETOWN											
LEHIGH											
CORNELL											
GEORGIA TECH											
VIRGINIA											
at MIAMI											
at WAKE FOREST											
PITTSBURGH											
FLORIDA STATE											
CLEMSON											
at DUKE											
at PITTSBURGH											
WAKE FOREST											
at NC STATE											
LOUISVILLE											
at BOSTON COLLEGE											
at VIRGINIA TECH											
BOSTON COLLEGE											
at NOTRE DAME											
DUKE											
at NORTH CAROLINA											
MIAMI											

WILLIAM'S CAREER STATISTICS

Year	G	GS	TOTAL			3-PTS			FT	FTA	Pct	REBOUNDS				PF	FO	A	TO	Blk	Stl	Pts	Avg
			FG	FGA	Pct	3FG	3FGA	Pct				O	D	Tot	Avg								
2021-22	8	0	7	18	.389	0	3	.000	1	5	.200	1	9	10	1.4	9	0	2	9	4	8	15	2.1

2021-22 Record Breakdown

Record	Overall	ACC	ACCT	NCAA	Turnovers	Overall	ACC	ACCT	NCAA
SU overall	7-5	1-0			SU 10-or-less turnovers	1-2			
SU at home	5-1				SU 11-20 turnovers	6-3	1-0		
SU on the road	1-1	1-0			SU 21-or-more turnovers				
SU at neutral sites	1-3				Opp. 10-or-less turnovers	2-2			
SU in overtime	1-0				Opp. 11-20 turnovers	3-3	1-0		
After a loss	3-2				Opp. 21-or-more turnovers	2-0			
SU scores first	4-3				SU Players' Scoring	Overall	ACC	ACCT	NCAA
Opponent scores first	3-2	1-0			Five in double digits	3-1			
Halftime	Overall	ACC	ACCT	NCAA	Four in double digits	4-0	1-0		
SU led at the half	5-3				Three in double digits	0-3			
SU trailed at the half	2-2	1-0			Two in double digits	0-1			
Tied at the half					One in double digits				
Rebounding	Overall	ACC	ACCT	NCAA	Three with 20-or-more points	1-0			
SU outrebounded Opp.	4-1	1-0			Two with 20-or-more points	2-0			
SU was outrebounded	3-4				One with 20-or-more points	3-3			
Rebounds were equal					One with 30-or-more points				
SU 36-or-more rebounds	4-2	1-0			By Month	Overall	ACC	ACCT	NCAA
SU 35-or-less rebounds	3-3				November	4-3			
SU 21-or-more def rebounds	7-5				December	3-2	1-0		
SU 20-or-less def. rebounds					January				
SU 11-or-more off. rebounds	3-3	1-0			February				
SU 10-or-less off. rebounds	4-2				March				
Field Goal Percentage	Overall	ACC	ACCT	NCAA	By Day	Overall	ACC	ACCT	NCAA
SU shot 50-60% FG	5-0				Monday	1-0			
SU shot 40-50% FG	1-3				Tuesday	2-1			
SU shot 30-40% FG	1-1	1-0			Wednesday	1-1			
SU shot 20-30% FG	0-1				Thursday	1-0			
Opp. shot 50-60% FG	1-1				Friday	0-1			
Opp. shot 40-50% FG	2-3				Saturday	1-2	1-0		
Opp. shot 30-40% FG	4-1	1-0			Sunday	1-0			
Opp. shot 20-30% FG					By Live Television	Overall	ACC	ACCT	NCAA
SU outshot Opp. FG%	4-1				ESPN	0-1			
Opp. outshot SU FG%	1-4				ESPN2	3-2			
FG% was equal	1-0	1-0			ESPNU				
3-Point FG	Overall	ACC	ACCT	NCAA	ACC Network	2-0	1-0		
SU 10-or-more 3-pointers	3-0				ACC Regional Sports Network	2-0			
SU 9-or-less 3-pointers	4-5	1-0			ACC Network Extra	0-1			
SU made more 3-pointers	4-0	1-0			Fox	0-1			
Opp. made more 3-pointers	3-5				By Conference				Overall
3-pointers made were equal	0-0				ACC (at Florida State)				1-0
Free Throw Percentage	Overall	ACC	ACCT	NCAA	Atlantic 10 (vs. VCU)				0-1
SU outshot Opp. FT%	4-2	1-0			Colonial Athletic Association (Drexel)				1-0
Opp. outshot SU FT%	3-3				B1G Ten (Indiana)				1-0
FT% was equal					Big East (vs. Villanova, at Georgetown)				0-2
SU shot more FT	6-3				Ivy League (Cornell, Brown)				2-0
Opp. shot more FT	1-2	1-0			Patriot League (Lafayette, Colgate)				1-1
Free throws shot were equal					Pac-12 (vs. Arizona State)				1-0
Scoring	Overall	ACC	ACCT	NCAA	SEC (vs. Auburn)				0-1
SU scored 100-109 pts.	1-0				Games Decided By . . .	Overall	ACC	ACCT	NCAA
SU scored 90-99 pts.	3-0				1-5 points	2-1	1-0		
SU scored 80-89 pts.	1-1				6-10 points	1-0			
SU scored 70-79 pts.	1-1				11-15 points	2-3			
SU scored 60-69 pts.	1-1	1-0			16 or more points	2-1			
SU scored 50-59 pts.	0-2				By Starting Lineup	Overall	ACC	ACCT	NCAA
Opp. scored 100-109	1-1				Girard III, BBoeheim, Edwards, JBoeheim, Swider	7-5	1-0		
Opp. scored 90-99 pts.									
Opp. scored 80-89 pts.	1-1								
Opp. scored 70-79 pts.	0-1								
Opp. scored 60-69 pts.	5-2	1-0							
Opp. scored 50-59 pts.									
By Uniform	Overall	ACC	ACCT	NCAA					
White	6-3								
Throwback White	0-1								
Orange	1-2	1-0							
Throwback Orange	0-1								

Team Highs and Lows

Syracuse Highs

Points	97	Lafayette
Points (overtime game)	112	Indiana
Points - First Half	52	Lafayette
Points - Second Half	55	Brown
Points - First Overtime	9	Indiana
Points - Second Overtime	15	Indiana
Field Goals Made	37	Lafayette
Field Goal Attempts	68	at Georgetown
	68	Lafayette
Field Goal Attempts (overtime)	73	Indiana
Field Goal %	.574 (35-61)	Brown
3-Point FG Made	13	Brown
	13	Lafayette
3-Point FG Made (overtime game)	13	Indiana
3-Point FG Attempts	26	at Georgetown
	26	Lafayette
3-Point FG Attempts (overtime game)	34	Indiana
3-Point FG %	.619 (13-21)	Brown
Free Throws Made	22	Colgate
Free Throws Made (overtime game)	27	Indiana
Free Throws Attempted	26	vs. Auburn
Free Throws Attempted (overtime game)	34	Indiana
Free Throw %	.880 (22-25)	Colgate
Offensive Rebounds	15	vs. VCU
Defensive Rebounds	37	Lafayette
Rebounds	48	Lafayette
Assists	26	Lafayette
Steals	15	Drexel
Steals (overtime game)	18	Indiana
Blocked Shots	5	Brown
	5	Drexel
	5	Colgate
Blocked Shots (overtime game)	7	Indiana
Turnovers	16	Cornell
	16	vs. VCU
Fouls	17	Colgate
Fouls (overtime game)	24	Indiana



Opponent Highs

Points	100	Colgate
Points (overtime)	110	Indiana
Points - First Half	46	Colgate
Points - Second Half	55	Indiana
Points - First Overtime	9	Indiana
Points - Second Overtime	13	Indiana
Field Goals Made	34	vs. Auburn
Field Goals Made (overtime game)	38	Indiana
Field Goal Attempts	77	vs. Villanova
Field Goal %	.551 (38-69)	vs. Auburn
3-Point FG Made	18	Colgate
3-Point FG Attempts	*50	vs. Villanova
3-Point FG %	.419 (18-43)	Colgate
Free Throws Made	18	at Georgetown
	18	Colgate
Free Throws Made (overtime game)	23	Indiana
Free Throws Attempted	21	at Georgetown
	21	Colgate
Free Throws Attempted (overtime game)	31	Indiana
Free Throw %	1.000 (6-6)	Drexel
Offensive Rebounds	27	vs. Villanova
Defensive Rebounds	30	at Georgetown
	30	vs. Villanova
Defensive Rebounds (overtime game)	32	Indiana
Rebounds	57	vs. Villanova
Rebounds (overtime game)	44	Indiana
Assists	26	Colgate
Assists (overtime game)	26	Indiana
Steals	11	vs. Auburn
Blocked Shots	8	vs. VCU
Turnovers	22	Cornell
Turnovers (overtime)	26	Indiana
Fouls	25	vs. Arizona State

*Syracuse opponent record

Syracuse Lows

Points	53	vs. Villanova
Points (overtime game)	112	Indiana
Points - First Half	24	at Florida State
Points - Second Half	24	vs. Villanova
Points - First Overtime	9	Indiana
Points - Second Overtime	15	Indiana
Field Goals Made	18	vs. VCU
Field Goal Attempts	48	vs. Auburn
Field Goal Attempts (overtime)	73	Indiana
Field Goal %	.290 (18-of-62)	vs. VCU
3-Point FG Made	5	vs. VCU
3-Point FG Made (overtime game)	13	Indiana
3-Point FG Attempts	15	vs. Villanova
3-Point FG Attempts (overtime game)	34	Indiana
3-Point FG %	.217 (5-23)	Colgate
Free Throws Made	7	at Georgetown
	7	Drexel
Free Throws Made (overtime game)	27	Indiana
Free Throws Attempted	10	Drexel
Free Throws Attempted (overtime game)	34	Indiana
Free Throw %	.500 (10-of-20)	Brown
Offensive Rebounds	5	vs. Auburn
	5	Drexel
Defensive Rebounds	21	Drexel
Rebounds	26	Drexel
Assists	8	vs. VCU
Steals	4	vs. Villanova
Steals (overtime game)	18	Indiana
Blocked Shots	1	vs. Auburn
Blocked Shots (overtime game)	7	Indiana
Turnovers	7	at Georgetown
Fouls	8	Brown
Fouls (overtime game)	24	Indiana

Opponent Lows

Points	100	Colgate
Points (overtime)	110	Indiana
Points - First Half	23	vs. VCU
Points - Second Half	27	Drexel
Points - First Overtime	9	Indiana
Points - Second Overtime	13	Indiana
Field Goals Made	22	Florida State
	22	Drexel
Field Goals Made (overtime game)	38	Indiana
Field Goal Attempts	52	Drexel
Field Goal %	.325 (25-77)	vs. Villanova
3-Point FG Made	4	at Florida State
3-Point FG Attempts	18	vs. VCU
3-Point FG %	.133 (4-30)	Lafayette
Free Throws Made	4	vs. Villanova
Free Throws Made (overtime game)	23	Indiana
Free Throws Attempted	6	vs. Villanova
	6	Lafayette
Free Throws Attempted (overtime game)	31	Indiana
Free Throw %	.467 (7-15)	vs. Arizona State
Offensive Rebounds	8	vs. VCU
	8	Lafayette
Defensive Rebounds	20	vs. Arizona State
Defensive Rebounds (overtime game)	32	Indiana
Rebounds	30	Drexel
	30	Lafayette
Rebounds (overtime game)	44	Indiana
Assists	10	Florida State
Assists (overtime game)	26	Indiana
Steals	4	Drexel
	4	Lafayette
Blocked Shots	1	Drexel
Turnovers	7	vs. Auburn
Fouls	8	Drexel

Syracuse Individual Highs

Games Played:

12 Anselem, B. Boeheim, J. Boeheim, Edwards, Girard, Swider, Torrence, Williams

Games Started:

12 B. Boeheim, J. Boeheim, Edwards, Girard, Swider

Points in a Half:

18 B. Boeheim (2nd), Brown

Game Points:

28 B. Boeheim, Brown

Minutes Played:

39 B. Boeheim, Colgate; J. Boeheim, at Georgetown

Minutes Played (overtime game):

50 B. Boeheim, Indiana

Game FG Attempted:

19 B. Boeheim, Brown; J. Boeheim, vs. Villanova

Game FG Attempted (overtime game):

23 B. Boeheim, Indiana

Game FG Made:

11 B. Boeheim, Brown

Game FG Percentage (min. 8 made)

.889 (8-9) - J. Boeheim, Lafayette

Game FT Attempted:

15 Edwards, vs. Villanova

Game FT Made:

9 B. Boeheim vs. Auburn

Game FT Percentage (min. 9 made):

1.000 (9-9) - B. Boeheim, Auburn

Game 3 pt. FG Attempted:

13 Swider at Florida State

Game 3 pt. FG Made:

5 Girard, Colgate, Lafayette

Game 3 pt. FG Made (overtime game):

5 Girard, Indiana

Game 3 pt. FG Percentage (min. 5 made)

1.000 (5-5) - Girard, Lafayette

Game Rebounds:

12 Edwards at Florida State; J. Boeheim vs. VCU; Swider, Lafayette, vs. Villanova

Game Assists:

8 Girard, Colgate

Game Assists (overtime game):

8 B. Boeheim, Indiana

Game Steals:

5 Girard, Brown; Swider, Drexel

Game Steals (overtime game):

5 B. Boeheim, Indiana

Blocked Shots:

4 Edwards, Drexel

Turnovers

6 Girard vs. VCU

Game Fouls:

5 Edwards (4) Cornell, at Florida State, vs. VCU, Colgate

Game Fouls (overtime):

5 Edwards, Indiana; Swider, Indiana

Led SU in Scoring:

B. Boeheim (9¹ tied), Swider (2² tied), Girard (2² tied), Edwards (1¹ tied), J. Boeheim (1)

Double-Figure Scoring Games:

J. Boeheim (11), B. Boeheim (10), Swider (8), Girard (9), Edwards (7)

20-29-point Games:

B. Boeheim (7), Girard (2), J. Boeheim (2), Edwards (1), Swider (1)

30-39-point Games:

Scored First:

J. Boeheim (10), B. Boeheim (1), Swider (1)

Led SU in Rebounding:

Edwards (5¹ tied), J. Boeheim (4¹ tied), Swider (3), Anselem (1)

Double-Figure Rebounding Games:

Swider (4), J. Boeheim (2), Edwards (1)

Double-Doubles:

Swider (3), J. Boeheim (2), Edwards (1)

Led SU in Assists:

Girard (8² tied), B. Boeheim (4³ tied), Torrence (4³ tied), Swider (1¹ tied)

Double-Figure Assist Games:

Largest Lead:

36, (95-59), Lafayette

Largest Margin of Victory:

34 (197-63), Lafayette

Largest Deficit:

22 (89-67), Colgate

Largest Margin of Defeat:

21 (89-68), Colgate

Deficit Overcome in a Win:

11 (35-24) at Florida State

Largest Lead in a Loss:

17 (22-5), Colgate

Largest Halftime Lead:

22 (52-30), Lafayette

Largest Halftime Deficit:

10 (43-33), vs. Auburn

The Last Time That -- Individual

Syracuse Individual

Scored 40 or more points:	Andrew White III, Georgia Tech, 3/4/17
Scored 40 or more points (OT):	John Gillon, 43, at NC State, 2/1/17
Scored 30 or more points:	Buddy Boeheim vs. San Diego State (NCAA), 3/19/21
Scored 30 or more points (OT):	Tyus Battle, 37, at Florida State, 1/13/18
Made 15 FGs:	Lawrence Moten, 15 at Villanova, 2/14/95
Made 10 FGs:	Buddy Boeheim, 11, Brown 12/27/21
Made 10 FGs (OT):	Buddy Boeheim, 10, Indiana 11/30/21
Made 9 3PT FGs:	Trevor Cooney, 9, Notre Dame, 1/30/12
Made 9 3PT FGs (OT):	John Gillon, 9, at NC State, 2/1/17
Made 8 3PT FGs:	Andrew White III, 8, Georgia Tech, 3/4/17
Made 7 3PT FGs	Buddy Boeheim, 7, vs. San Diego State (NCAA), 3/19/21
Made 17+ FTs:	Hakim Warrick, 18 vs. Rhode Island, 11/30/03
Made 15+ FTs:	Oshae Brissett, 16, Buffalo, 12/19/17
Made 15+ FTs (OT):	Jonny Flynn, 16 vs. Conn. (BET), 3/12/09
Made 10+ FTs:	Marek Dolezaj, 12 vs. Georgia Tech, 2/22/20
Made 10+ FTs (OT):	Tyus Battle, 10 at Florida State, 1/13/18
Had 30+ rebounds:	Frank Reddout, 34 vs. Temple, 2/9/52
Had 25+ rebounds:	Dave Bing, 25 vs Cornell, 2/8/66
Had 20+ rebounds:	Tyler Roberson, 20 at Duke, 1/18/16
Had 15+ rebounds:	Quincy Guerrier, 16, Notre Dame, 2/20/21
Had 15+ rebounds (OT)	Paschal Chukwu, 18 at Duke (OT), 1/14/19
Had 12+ offensive rebounds:	Tyler Roberson, at Duke, 1/18/16
Had 10+ offensive rebounds:	Cole Swider, vs. Villanova, 12/7/21
Had 15+ defensive rebounds:	Rick Jackson, Providence, 12/28/10
Had 10+ defensive rebounds:	Marek Dolezaj, 10, at Va. Tech, 1/18/20
Had 15+ assists:	Michael Carter-Williams, 16, Monmouth, 12/8/12
Had 10+ assists:	Kadary Richmond, 10, North Carolina, 3/1/2021
Had 10+ assists (OT):	Kaleb Joseph, 12/20/14 at Villanova
Had consecutive 10+ assist games:	John Gillon (11, Miami, 1/4/2017; 11, Pittsburgh, 1/7/2017)
Had 8+ blocks:	Paschal Chukwu, 8, Buffalo, 12/19/17
Had 5+ blocks	Alan Griffin, 7, Virginia Tech , 1/23/21
Had 5+ blocks (OT):	Rakeem Christmas, 6, Duke, 2/1/14
Had 10 steals:	Todd Burgan vs. Colgate, 12/30/97
Had 8+ steals:	DeShaun Williams, 9 vs. B.C., 3/3/02
Had 6+ steals:	Kadary Richmond, at Clemson, 2/6/21
Had 5+ steals:	Cole Swider, Drexel, 11/14/21
Had 5+ steals (OT):	Buddy Boeheim, Indiana 11/30/21
Played 60+ minutes:	Jonny Flynn (67), Eric Devendorf, (61) vs. Connecticut (BET), 3/12/09
Played 50+ minutes:	Buddy Boeheim (50), vs. Indiana (20T), 11/30/21
Played 40+ minutes:	Quincy Guerrier (45), Buffalo (OT), 12/19/20
Played 40 minutes (40 minute)	Marek Dolezaj, vs. Virginia (ACCT), 3/11/21
Three players had a double-double	Marek Dolezaj (20-10 assists), Alan Griffin (17-13 reb.), Quincy Guerrier (15-13 reb.), Bryant, 11/27/20
Three players had a double-double (pts-rebs):	Donte Greene (19-13), Arinze Onuaku (17-14), Kristof Ongenaet (10-11 at Seton Hall, 3/5/08
Two players had a double-double:	Jesse Edwards (11 pts.-12 rebs.), Cole Swider (16 pts.-10 rebounds) at Florida State, 12/4/21
Two players had a double-double (OT):	Alan Griffin (24 pts.-10 rebs.), Quincy Guerrier (27 pts.-11 rebs.), Buffalo, 12/19/20

Had a double-double (pts-rebs):	Jesse Edwards (11 pts.-12 rebs.), Cole Swider (16 pts.-10 rebs.) at Florida State, 12/4/21
Had a double-double (OT) (pts-rebs):	Alan Griffin (24 pts.-10 rebs.), Quincy Guerrier (27 pts.-11 rebs.), Buffalo, 12/19/20
Had a double-double (pts-assists):	Marek Dolezaj (20-10 assists), Bryant, 11/27/20
Had a double-double OT (pts-assists):	Kaleb Joseph (10-10) at Villanova, 12/20/14
Had a double-double (pts-blocks):	Fab Melo, (12-10) vs. Seton Hall, 12/28/11
Had a triple-double:	Allen Griffin, (14-11-10) vs. Pittsburgh, 2/27/01
Three players disqualified:	Wake Forest, 2/8/20; Marek Dolezaj, Quincy Guerrier, Bourama Sidibe 11/27/20
Two players had 30 points:	at Pittsburgh, 2/11/72; Greg Kohls (34), Mike Lee (32)
Four players had 20 points:	Massachusetts, 11/28/07: Eric Devendorf (23), Jonny Flynn (20), Donte Greene (20), Arinze Onuaku (20)
Four players had 20 points (OT):	vs. Connecticut (BET), 3/12/09: Jonny Flynn (34), Paul Harris (29), Eric Devendorf (22), Andy Rautins (20)
Three players had 20 points:	Massachusetts, 11/28/07: Eric Devendorf (23), Jonny Flynn (20), Donte Greene (20), Arinze Onuaku (20)
Three players had 20 points (OT):	Indiana, 11/30/21: Buddy Boeheim (27), Jimmy Boeheim (26), Joe Girard III (22) vs. Arizona State, 11/25/21: Buddy Boeheim (23), Jesse Edwards (21)
Two players had 20 points:	vs. Arizona State, 11/25/21: Buddy Boeheim (23), Jesse Edwards (21)
Two players had 20 points (OT):	at Georgetown, 12/16/17: Tyus Battle (29), Oshae Brissett (25)
Four players had 15 points:	Bryant, 11/27/20: Buddy Boeheim (21), Marek Dolezaj (20), Alan Griffin (17), Quincy Guerrier (15)
Four players had 15 points (OT):	Indiana (BIG TEN/ACC), 11/30/21: Buddy Boeheim (27), Jimmy Boeheim (26), Joe Girard III (22)
Eight players had 10+ points	E. Michigan, 12/19/16; Tyus Battle (18), John Gillon (14), Andrew White (14), DaJuan Coleman (12), Tyler Lydon (12), Tyler Roberson (11), Frank Howard (10), Taurean Thompson (10)
Seven players had 10+ points	Monmouth, 12/8/12: Brandon Triche (18), M. Carter-Williams (15), Trevor Cooney (15), C.J. Fair (14), James Southerland (14), Rakeem Christmas (11), DaJuan Coleman (11)
Six players had 10+ points	S. Carolina State, 11/22/16: Andrew White III (15), John Gillon (14), Tyler Lydon (14), Tyler Roberson (13), Taurean Thompson (12), Frank Howard (10)
Five players had 10+ points:	at Georgetown, 12/11/21: Buddy Boeheim (17), Joseph Girard (15), Jesse Edwards (12), Cole Swider, Jimmy Boeheim (10)
Five players had 10 points (OT):	Indiana, 11/30/21: Buddy Boeheim (27), Jimmy Boeheim (26), Joe Girard III (22), Jesse Edwards (17), Cole Swider (14)
Three players had 10+ rebounds:	Monmouth, 12/8/12: DaJuan Coleman (14), C.J. Fair (10), Baye Moussa Keita (10)
Two players had 10+ rebounds:	Niagara, 12/3/20; Quincy Guerrier (13), Marek Dolezaj (10)
Two players had 10+ reb. (OT):	Buffalo, 12/19/20; Quincy Guerrier (11), Marek Dolezaj (10)
Led team in pts., rebs. and assists	Oshae Brissett, at Clemson, 3/9/2019; (15 pts., 7 rebs., 3 assists)

The Last Time That -- Team

Syracuse Team

Won in overtime:	112-110, Indiana, 11/30/2021
Won in overtime at home:	112-110, Indiana, 11/30/2021
Won in overtime on the road:	63-55, at Virginia, 1/11/20
Lost in overtime at home:	57-60, St. Bonaventure, 12/22/17
Lost in overtime on the road:	65-69, at Miami, 3/7/20
Won in two overtimes at home:	112-110, Indiana, 11/30/21
Won in two overtimes on the road:	93-91, at St. John's, 3/4/01
Lost in two overtimes:	90-101, at Florida State, 1/13/18
Lost in two overtimes at home:	N/A
Lost in two overtimes on the road:	90-101, at Florida State, 1/13/18
Won in three overtimes at home:	87-85, Connecticut, 2/18/84
Won in three overtimes on the road:	93-90, at Colgate, 2/16/65
Lost in three overtimes:	N/A
Played six overtimes:	127-117, vs. Connecticut (BET), 3/12/09
Won by 30+ points	97-63, Lafayette, 11/9/21
Lost by 30+ points	93-60, St. John's, 12/21/16
Won by 40+ points	97-46, Bucknell, 11/23/19
Lost by 40+ points	59-122, vs. NYU, 12/15/61
Won by 60+ points	127-67, American, 12/2/64
Scored 100 points:	101, at Boston College, 12/12/20
Scored 100 points (overtime):	112, Indiana, 11/30/21, 2 OT
Scored 100 points in consec. games:	104, Lafayette, 12/13/93; 108, MD-Eastern Shore, 12/18/93
Scored 90 points	92, Brown, 12/27/21
Scored 90 points (overtime):	95, at Duke OT, 1/14/19
Scored 90 points in consec. games:	98, Albany, 11/15/11; 92, Colgate, 11/19/11
Scored 50+ in the first half:	52, Lafayette, 11/9/21
Scored 50+ in the second half	55, Brown, 12/27/21
Scored 60+ in the first half	60, Maine, 12/5/09
Scored 60+ in the second half	63, Charlotte, 11/26/03
Scored less than 40 points:	34, Virginia, 11/6/19
Scored less than 20 in the first half:	19 at Clemson, 2/6/21
Scored less than 20 in the second half:	19, at Virginia, 1/20/20
Gave up 100 points:	100, Colgate, 11/20/21
Gave up 100 points (overtime):	112, Indiana, 11/30/21, 2OT
Gave up 100 points and won:	104, West Virginia, 2/11/67
Gave up 100 points and won (OT):	117, Connecticut, 3/12/09
Gave up 90 points:	96, at Pittsburgh, 1/16/21
Gave up 90 points (OT):	96, Buffalo, 12/19/20
Gave up 90 points and won:	92 Southern Illinois, 3/17/95
Gave up 90 points and won (OT):	96, Buffalo, 12/19/20
Came back from down 15+ to win	16, Buffalo (OT), 12/19/20
Came back from down 20+ to win	20, Notre Dame, 2/20/21
Led by 15+ and lost	17, Colgate, 11/20/21
Gave up less than 50 points:	45, Niagara, 12/3/20
Gave up less than 40 points:	34, E. Washington, 11/6/18
Gave up less than 20 in a half:	18, vs. San Diego State (NCAA), 3/19/21
Gave up more than 45 in a half:	46, Notre Dame, 2/20/21
Game up more than 54 in a half	55, Indiana, 11/30/21, 2nd
Shot over 60% FG:	.620 (31-50), Florida State, 2/11/16
Shot under 32% FG:	.290 (18-62) vs. VCU 11/24/21
Held opponent under 30% FG:	.277 (18-65), Niagara, 12/3/20

Made 45+ FG:	47 vs. E. Tennessee State, 12/15/07
Made 15+ 3PT:	15, vs. San Diego State (NCAA), 3/19/21
Made 15+ 3PT (overtime)	15, at NC State, 2/1/17
Made 13+ 3PT:	13, Brown, 12/27/21
Made 12+ 3PT (overtime)	13, Indiana, 11/30/21, 2 OT
Shot 60% 3PT (min. 10 makes)	.619 (13-21), Brown, 12/27/2021
Did not make a 3PT:	Holy Cross, 11/28/14
Attempted 50 FT:	51 vs. Connecticut (BET), 3/12/09
Attempted 40 FT:	41 vs. California (NCAA), 3/23/13
Attempted 40 FT (OT):	42, Buffalo, 12/19/20
Attempted less than 6 FT	5 at Notre Dame, 1/5/19
Made 40 FT:	40 vs. Connecticut (BET), 3/12/09
Made 35 FT:	40 vs. Connecticut (BET), 3/12/09
Made less than 5 FT:	4, Pittsburgh, 1/6/20
Had 60+ rebounds:	63, Monmouth, 12/8/12
Had 50+ rebounds:	51, Niagara, 12/3/20
Had 20+ rebound margin	+22, South Carolina State, 11/22/16
Had 30+ rebound margin	+30, Kennesaw State, 11/14/14
Committed 25 fouls:	25, Duke, 2/1/20
Had 30+ assists:	34, Eastern Michigan, 12/19/16
Committed less than 5 turnovers:	4, at Virginia Tech, 1/18/20
Committed less than 10 turnovers:	9, Lafayette, 11/9/21
Committed 25+ turnovers:	26 vs. E. Tennessee State, 12/15/07
Forced 30-or-more turnovers:	32, Albany, 11/9/09
Had 20+ steals:	21, Albany, 11/9/09
Had 15+ blocked shots:	15, Oakland, 11/20/17
Won on last-second shot	Duke, 78-75, 2/22/17 (John Gillon 3-pt)



2021-22 Syracuse Men's Basketball Combined Team Statistics All games

Game Records

Record	Overall	Home	Away	Neutral
ALL GAMES	7-5	5-1	1-1	1-3
CONFERENCE	1-0	0-0	1-0	0-0
NON-CONFERENCE	6-5	5-1	0-1	1-3

Score by Periods

Team	1st	2nd	OT	TOT
Syracuse	453	471	24	948
Opponents	391	496	22	909

Team Box Score

No.	Player				Total		3-Point		F-Throw		Rebounds											
		GP-GS	MIN	AVG	FG-FGA	FG%	3FG-3FGA	3FG%	FT-FTA	FT%	OFF	DEF	TOT	AVG	PF	DQ	A	TO	BLK	STL	PTS	AVG
35	BOEHEIM, Buddy	12-12	443:46	37.0	80-193	.415	25-81	.309	41-45	.911	9	31	40	3.3	17	0	40	21	0	18	226	18.8
0	BOEHEIM, Jimmy	12-12	408:00	34.0	69-141	.489	14-34	.412	21-33	.636	21	49	70	5.8	19	0	12	15	2	14	173	14.4
11	GIRARD III, Joseph	12-12	397:45	33.1	54-120	.450	36-75	.480	23-26	.885	4	31	35	2.9	10	0	57	39	0	21	167	13.9
21	SWIDER, Cole	12-12	403:05	33.6	53-128	.414	24-70	.343	26-31	.839	15	68	83	6.9	30	2	17	17	5	18	156	13.0
14	EDWARDS, Jesse	12-12	328:24	27.4	54-74	.730	0-0	.000	32-50	.640	27	51	78	6.5	44	5	10	14	31	11	140	11.7
5	ANSELEM, Frank	12-0	130:11	10.8	7-12	.583	0-0	.000	14-20	.700	13	16	29	2.4	17	0	3	4	3	3	28	2.3
13	WILLIAMS, Benny	12-0	163:30	13.6	12-28	.429	0-5	.000	1-5	.200	3	13	16	1.3	14	0	3	14	5	10	25	2.1
24	LAVALLE, Chris	1-0	01:35	1.6	1-2	.500	0-0	.000	0-0	.000	0	0	0	0.0	0	0	1	0	0	0	2	2.0
10	TORRENCE, Symir	12-0	142:10	11.8	8-29	.276	2-5	.400	4-11	.364	3	16	19	1.6	11	0	35	12	2	5	22	1.8
1	CASEY, Paddy	2-0	05:00	2.5	1-2	.500	1-1	1.000	0-0	.000	0	0	0	0.0	0	0	2	1	0	0	3	1.5
12	OWENS, Chaz	2-0	03:34	1.8	1-1	1.000	0-0	.000	0-0	.000	0	1	1	0.5	0	0	1	0	0	0	2	1.0
2	AJAK, John Bol	3-0	12:39	4.2	1-3	.333	0-1	.000	1-2	.500	0	5	5	1.7	0	0	1	1	0	0	3	1.0
34	SIDIBE, Bourama	2-0	05:07	2.6	0-2	.000	0-0	.000	1-2	.500	1	0	1	0.5	0	0	0	0	0	1	1	0.5
33	CORDES, Arthur	1-0	01:35	1.6	0-0	.000	0-0	.000	0-0	.000	0	1	1	1.0	0	0	0	1	0	0	0	0.0
25	FELDMAN, Shane	2-0	01:50	0.9	0-0	.000	0-0	.000	0-0	.000	0	1	1	0.5	0	0	0	0	0	0	0	0.0
32	GIANCOLA, Nick	2-0	01:50	0.9	0-0	.000	0-0	.000	0-0	.000	0	0	0	0.0	0	0	0	0	0	0	0	0.0
Team											24	33	57				4					
Total		12	2450		341-735	.464	102-272	.375	164-225	.729	120	316	436	36.3	162	7	182	143	48	101	948	79.0
Opponents		12	2450		322-778	.414	137-408	.336	128-170	.753	160	305	465	38.8	193	4	226	164	42	82	909	75.8

Team Statistics

	SYR	OPP
Scoring	948	909
Points per game	79.0	75.8
Scoring margin	+3.3	-
Field goals-att	341-735	322-778
Field goal pct	.464	.414
3 point fg-att	102-272	137-408
3-point FG pct	.375	.336
3-pt FG made per game	8.5	11.4
Free throws-att	164-225	128-170
Free throw pct	.729	.753
F-Throws made per game	13.7	10.7
Rebounds	436	465
Rebounds per game	36.3	38.8
Rebounding margin	-2.4	-
Assists	182	226
Assists per game	15.2	18.8
Turnovers	143	164
Turnovers per game	11.9	13.7
Turnover margin	+1.8	-
Assist/turnover ratio	1.3	1.4
Steals	101	82
Steals per game	8.4	6.8
Blocks	48	42
Blocks per game	4.0	3.5
Winning streak	2	-
Home win streak	3	-
Attendance	108809	23406
Home games-Avg/Game	6-18135	2-11703
Neutral site-Avg/Game	-	4-4515

Team Results

Date	Opponent		Score	Att.
11/09/2021	Lafayette	W	97-63	19929
11/14/2021	Drexel	W	75-60	20841
11/20/2021	Colgate	L	85-100	15604
11/24/2021	vs VCU	L	55-67	1281
11/25/2021	vs Arizona St.	W	92-84	1299
11/26/2021	vs Auburn	L	68-89	1136
11/30/2021	Indiana	Wot2	112-110	21330
12/04/2021	at Florida St.	W	63-60	9808
12/07/2021	vs Villanova	L	53-67	14344
12/11/2021	at Georgetown	L	75-79	13598
12/27/2021	Brown	W	93-62	15526
12/29/2021	Cornell	W	80-68	15579



2021-22 Syracuse Men's Basketball Combined Team Statistics Specific games

Game Records

Record	Overall	Home	Away	Neutral
ALL GAMES	4-3	3-1	0-0	1-2
CONFERENCE	0-0	0-0	0-0	0-0
NON-CONFERENCE	4-3	3-1	0-0	1-2

Score by Periods

Team	1st	2nd	OT	TOT
Syracuse	284	276	24	584
Opponents	238	313	22	573

Team Box Score

No.	Player				Total		3-Point		F-Throw		Rebounds								PTS	AVG		
		GP-GS	MIN	AVG	FG-FGA	FG%	3FG-3FGA	3FG%	FT-FTA	FT%	OFF	DEF	TOT	AVG	PF	DQ	A	TO			BLK	STL
35	BOEHEIM, Buddy	7-7	268:01	38.3	47-115	.409	16-53	.302	37-41	.902	6	19	25	3.6	11	0	26	13	0	16	147	21.0
11	GIRARD III, Joseph	7-7	227:12	32.5	32-68	.471	23-43	.535	18-20	.900	3	20	23	3.3	5	0	33	24	0	8	105	15.0
0	BOEHEIM, Jimmy	7-7	235:21	33.6	37-77	.481	10-22	.455	16-23	.696	12	33	45	6.4	10	0	8	10	1	8	100	14.3
21	SWIDER, Cole	7-7	227:01	32.4	30-75	.400	10-36	.278	19-21	.905	9	36	45	6.4	22	2	9	10	1	13	89	12.7
14	EDWARDS, Jesse	7-7	185:03	26.4	36-44	.818	0-0	.000	16-22	.727	14	23	37	5.3	26	3	6	4	19	6	88	12.6
1	CASEY, Paddy	1-0	01:59	2.0	1-2	.500	1-1	1.000	0-0	.000	0	0	0	0.0	0	0	1	0	0	0	3	3.0
5	ANSELEM, Frank	7-0	82:02	11.7	5-9	.556	0-0	.000	9-12	.750	7	11	18	2.6	12	0	3	2	0	3	19	2.7
13	WILLIAMS, Benny	7-0	122:52	17.6	7-17	.412	0-2	.000	1-5	.200	1	9	10	1.4	9	0	2	9	4	8	15	2.1
10	TORRENCE, Symir	7-0	88:03	12.6	6-20	.300	1-2	.500	2-5	.400	2	9	11	1.6	6	0	17	9	0	3	15	2.1
2	AJAK, John Bol	2-0	09:58	5.0	1-3	.333	0-1	.000	1-2	.500	0	4	4	2.0	0	0	1	0	0	0	3	1.5
12	OWENS, Chaz	1-0	01:59	2.0	0-0	.000	0-0	.000	0-0	.000	0	0	0	0.0	0	0	1	0	0	0	0	0.0
32	GIANCOLA, Nick	1-0	00:15	0.2	0-0	.000	0-0	.000	0-0	.000	0	0	0	0.0	0	0	0	0	0	0	0	0.0
25	FELDMAN, Shane	1-0	00:15	0.2	0-0	.000	0-0	.000	0-0	.000	0	0	0	0.0	0	0	0	0	0	0	0	0.0
Team											14	20	34				3					
Total		7	1450		202-430	.470	61-160	.381	119-151	.788	68	184	252	36.0	101	5	107	84	25	65	584	83.4
Opponents		7	1450		204-451	.452	85-225	.378	80-109	.734	81	177	258	36.9	122	4	144	96	26	49	573	81.9

Team Statistics

	SYR	OPP
Scoring	584	573
Points per game	83.4	81.9
Scoring margin	+1.6	-
Field goals-att	202-430	204-451
Field goal pct	.470	.452
3 point fg-att	61-160	85-225
3-point FG pct	.381	.378
3-pt FG made per game	8.7	12.1
Free throws-att	119-151	80-109
Free throw pct	.788	.734
F-Throws made per game	17.0	11.4
Rebounds	252	258
Rebounds per game	36.0	36.9
Rebounding margin	-0.9	-
Assists	107	144
Assists per game	15.3	20.6
Turnovers	84	96
Turnovers per game	12.0	13.7
Turnover margin	+1.7	-
Assist/turnover ratio	1.3	1.5
Steals	65	49
Steals per game	9.3	7.0
Blocks	25	26
Blocks per game	3.6	3.7
Winning streak	1	-
Home win streak	1	-
Attendance	77704	0
Home games-Avg/Game	4-19426	0-0
Neutral site-Avg/Game	-	3-1239

Team Results

Date	Opponent		Score	Att.
11/09/2021	Lafayette	W	97-63	19929
11/14/2021	Drexel	W	75-60	20841
11/20/2021	Colgate	L	85-100	15604
11/24/2021	vs VCU	L	55-67	1281
11/25/2021	vs Arizona St.	W	92-84	1299
11/26/2021	vs Auburn	L	68-89	1136
11/30/2021	Indiana	Wot2	112-110	21330



2021-22 Syracuse Men's Basketball Combined Team Statistics All games

Game Records

Record	Overall	Home	Away	Neutral
ALL GAMES	7-5	5-1	1-1	1-3
CONFERENCE	1-0	0-0	1-0	0-0
NON-CONFERENCE	6-5	5-1	0-1	1-3

Score by Periods

Team	1st	2nd	OT	TOT
Syracuse	453	471	24	948
Opponents	391	496	22	909

Team Box Score

No.	Player				Total		3-Point		F-Throw		Rebounds											
		GP-GS	MIN	AVG	FG-FGA	FG%	3FG-3FGA	3FG%	FT-FTA	FT%	OFF	DEF	TOT	AVG	PF	DQ	A	TO	BLK	STL	PTS	AVG
35	BOEHEIM, Buddy	12-12	443:46	37.0	80-193	.415	25-81	.309	41-45	.911	9	31	40	3.3	17	0	40	21	0	18	226	18.8
0	BOEHEIM, Jimmy	12-12	408:00	34.0	69-141	.489	14-34	.412	21-33	.636	21	49	70	5.8	19	0	12	15	2	14	173	14.4
11	GIRARD III, Joseph	12-12	397:45	33.1	54-120	.450	36-75	.480	23-26	.885	4	31	35	2.9	10	0	57	39	0	21	167	13.9
21	SWIDER, Cole	12-12	403:05	33.6	53-128	.414	24-70	.343	26-31	.839	15	68	83	6.9	30	2	17	17	5	18	156	13.0
14	EDWARDS, Jesse	12-12	328:24	27.4	54-74	.730	0-0	.000	32-50	.640	27	51	78	6.5	44	5	10	14	31	11	140	11.7
5	ANSELEM, Frank	12-0	130:11	10.8	7-12	.583	0-0	.000	14-20	.700	13	16	29	2.4	17	0	3	4	3	3	28	2.3
13	WILLIAMS, Benny	12-0	163:30	13.6	12-28	.429	0-5	.000	1-5	.200	3	13	16	1.3	14	0	3	14	5	10	25	2.1
24	LAVALLE, Chris	1-0	01:35	1.6	1-2	.500	0-0	.000	0-0	.000	0	0	0	0.0	0	0	1	0	0	0	2	2.0
10	TORRENCE, Symir	12-0	142:10	11.8	8-29	.276	2-5	.400	4-11	.364	3	16	19	1.6	11	0	35	12	2	5	22	1.8
1	CASEY, Paddy	2-0	05:00	2.5	1-2	.500	1-1	1.000	0-0	.000	0	0	0	0.0	0	0	2	1	0	0	3	1.5
12	OWENS, Chaz	2-0	03:34	1.8	1-1	1.000	0-0	.000	0-0	.000	0	1	1	0.5	0	0	1	0	0	0	2	1.0
2	AJAK, John Bol	3-0	12:39	4.2	1-3	.333	0-1	.000	1-2	.500	0	5	5	1.7	0	0	1	1	0	0	3	1.0
34	SIDIBE, Bourama	2-0	05:07	2.6	0-2	.000	0-0	.000	1-2	.500	1	0	1	0.5	0	0	0	0	0	1	1	0.5
33	CORDES, Arthur	1-0	01:35	1.6	0-0	.000	0-0	.000	0-0	.000	0	1	1	1.0	0	0	0	1	0	0	0	0.0
25	FELDMAN, Shane	2-0	01:50	0.9	0-0	.000	0-0	.000	0-0	.000	0	1	1	0.5	0	0	0	0	0	0	0	0.0
32	GIANCOLA, Nick	2-0	01:50	0.9	0-0	.000	0-0	.000	0-0	.000	0	0	0	0.0	0	0	0	0	0	0	0	0.0
Team											24	33	57				4					
Total		12	2450		341-735	.464	102-272	.375	164-225	.729	120	316	436	36.3	162	7	182	143	48	101	948	79.0
Opponents		12	2450		322-778	.414	137-408	.336	128-170	.753	160	305	465	38.8	193	4	226	164	42	82	909	75.8

Team Statistics

	SYR	OPP
Scoring	948	909
Points per game	79.0	75.8
Scoring margin	+3.3	-
Field goals-att	341-735	322-778
Field goal pct	.464	.414
3 point fg-att	102-272	137-408
3-point FG pct	.375	.336
3-pt FG made per game	8.5	11.4
Free throws-att	164-225	128-170
Free throw pct	.729	.753
F-Throws made per game	13.7	10.7
Rebounds	436	465
Rebounds per game	36.3	38.8
Rebounding margin	-2.4	-
Assists	182	226
Assists per game	15.2	18.8
Turnovers	143	164
Turnovers per game	11.9	13.7
Turnover margin	+1.8	-
Assist/turnover ratio	1.3	1.4
Steals	101	82
Steals per game	8.4	6.8
Blocks	48	42
Blocks per game	4.0	3.5
Winning streak	2	-
Home win streak	3	-
Attendance	108809	23406
Home games-Avg/Game	6-18135	2-11703
Neutral site-Avg/Game	-	4-4515

Team Results

Date	Opponent		Score	Att.
11/09/2021	Lafayette	W	97-63	19929
11/14/2021	Drexel	W	75-60	20841
11/20/2021	Colgate	L	85-100	15604
11/24/2021	vs VCU	L	55-67	1281
11/25/2021	vs Arizona St.	W	92-84	1299
11/26/2021	vs Auburn	L	68-89	1136
11/30/2021	Indiana	Wot2	112-110	21330
12/04/2021	at Florida St.	W	63-60	9808
12/07/2021	vs Villanova	L	53-67	14344
12/11/2021	at Georgetown	L	75-79	13598
12/27/2021	Brown	W	93-62	15526
12/29/2021	Cornell	W	80-68	15579