

# Pitt

## BASKETBALL

### 2021-22 SCHEDULE

Date	Opponent (TV)	Time
N. 9	THE CITADEL (ACCN Extra)	L, 78-63
N. 12	at West Virginia (ESPNU)	L, 74-59
N. 16	UNC WILMINGTON (ACCN Extra)	W, 59-51
N. 19	TOWSON (ACCN)	W, 63-59
N. 24	VANDERBILT (ACCN)	L, 68-52
N. 27	UMBC (ACCN Extra)	L, 87-77

#### Big Ten / ACC Challenge

N. 30	MINNESOTA (ESPNU)	L, 54-53
D. 3	at Virginia * (ACCN)	8 pm

#### Gotham Classic

D. 9	COLGATE (ACCN)	8 PM
D. 12	MONMOUTH (ACCN)	7 PM
D. 18	+ vs. St. John's (FS1)	12 pm

D. 21	JACKSONVILLE (ACCN Extra)	2 PM
D. 28	NOTRE DAME * (ESPN2)	8 PM
J. 1	at Virginia Tech * (ESPNU)	4 pm
J. 5	at Louisville * (ESPN2/ESPNU)	7 pm
J. 8	BOSTON COLLEGE * (ACCN)	4 PM
J. 11	at Syracuse * (ESPNU)	7 pm
J. 15	LOUISVILLE * (ACCN)	4 PM
J. 19	VIRGINIA * (ACCN)	9 PM
J. 22	at Clemson * (ACCN)	6 pm
J. 25	SYRACUSE * (ACCN)	8 PM
J. 29	at Boston College * (ACCN)	4 pm
F. 2	at Wake Forest * (ESPN2/ESPNU)	7 pm
F. 5	VIRGINIA TECH * (ACCN)	7 PM
F. 9	at Florida State * (ACCN)	9 pm
F. 12	NC STATE * (ACCN)	3 PM
F. 16	at North Carolina * (ACCN)	8 pm
F. 19	GEORGIA TECH * (ACCN)	7 PM
F. 22	MIAMI * (ACCN)	8 PM
M. 1	DUKE * (ACCN)	8 PM
M. 5	at Notre Dame * (ACCN/ESPNU/ESPN2)	TBD

#### ACC Tournament

M. 8-12	< ACC Tournament	TBD
---------	------------------	-----

[-/-] Pitt / Opponent AP Rank

\* ACC Contest

• Overtime

+ Madison Square Garden (New York, N.Y.)

< Barclays Center (Brooklyn, N.Y.)

All Game Times are Eastern Time Zone

HOME GAMES IN BOLD CAPS

### MEDIA RELATIONS

Matt Plizga, Assistant AD (MBB)

mplizga@athletics.pitt.edu (email)  
(412) 648-8240 (office)  
(919) 812-0882 (cell)

Nick Macdonald, Assistant Director (MSOC, 2MBB, SB)

nmacdonald@athletics.pitt.edu (email)  
(412) 523-4199 (cell)

Website PittsburghPanthers.com

Stats bit.ly/3nyppzR

Twitter / Instagram @Pitt\_MBB / @pitt\_mbb

Hashtags #ZooEra, #H2P

## Pitt (2-5, 0-0 ACC) at Virginia (5-3, 0-0 ACC)

Friday, Dec. 3, 2021 • 8:00 PM

Charlottesville, Va. • John Paul Jones Arena

ACC Network • 93.7 The Fan

### THE MATCHUP

Pitt Panthers



2021-22 Record (ACC) 2-5 (0-0)  
AP / Coaches Polls nr / nr  
Last Game L, 54-53 vs. Minnesota (11/30)

Head Coach Jeff Capel (Duke, '97)  
Pitt Record 42-53 (Fourth Season)  
Career Record 204-163 (13th Season)

Virginia Cavaliers



2021-22 Record (ACC) 5-3 (0-0)  
AP / Coaches Polls nr / nr  
Last Game L, 75-74 vs. Iowa (11/29)

Head Coach Tony Bennett (Green Bay, '92)  
Virginia Record 300-106 (13th Season)  
Career Record 369-139 (15th Season)

### BROADCAST INFORMATION

#### ACC Network

Mike Monaco (pxp)  
Dan Bonner (analyst)

#### WatchESPN

es.pn/3oc13PP

#### Pitt Radio Network (93.7 The Fan)

Jeff Hathhorn (pxp)  
Curtis Aiken (analyst)

#### Sirius / XM (internet)

na / 381 (971)

### SERIES HISTORY

All-Time Series	Pitt trails 17-4
Under Jeff Capel	Pitt trails 3-0
In Charlottesville	Pitt trails 7-1
At John Paul Jones Arena	Pitt trails 4-0
First Meeting	Pitt 73, Virginia 49 (12/27/51)
Last Meeting	Virginia 73, Pitt 66 (2/6/21)
Current Streak	Pitt L, 6

### THE OPENING TIP

- Pitt opens Atlantic Coast Conference play with a road trip to Charlottesville to face Virginia Friday, Dec. 3 at John Paul Jones Arena. Tipoff is set for 8 p.m. with Mike Monaco and Dan Bonner calling the game for the ACC Network.
- The Panthers are 2-1 under Jeff Capel in conference openers and 4-4 overall in eight seasons of ACC play. Pitt has opened ACC play with wins over Florida State (2019-20) and Miami (2020-21) the past two seasons.
- Pitt has dropped five consecutive ACC road contests dating back to a 63-60 win over Syracuse at the Carrier Dome last season.
- Pitt and Virginia are both coming off one-point last-second losses in the Big Ten/ACC Challenge.

- Sophomores **John Hugley**, **William Jeffress** and **Femi Odukale** have started each of the first seven games of the season. The trio combines to average 34.3 points and 18.2 rebounds per game for the Panthers.
- **John Hugley** has topped the 20-point mark three times and is leading Pitt in scoring (15.9 ppg.) and rebounds (8.1 rpg.). He is 38-of-69 (.551) on two-point field goal attempts and 29-of-45 (.644) from the foul line this season. Hugley has scored 20 or more points in each of the past two contests.
- **Femi Odukale** has scored in double figures four times and is averaging 12.1 points, 4.0 rebounds and 3.7 assists per game for the Panthers.

### 2021-22 PITT PANTHERS AVERAGES

No.	Name (Ht., Wt., Yr.)	Pos.	PPG	RPG	APG	Notables
1	Chris Payton (6-7, 220, Jr.)	F	0.6	0.8	0.2	has played in 5 games
2	Femi Odukale (6-5, 205, So.)	G	12.1	4.0	3.7	4 double-figure scoring games
3	Noah Collier (6-8, 220, So.)	F	2.0	2.0	0.2	career-high 7 pts vs. Towson (11/19)
4	Dan Oladapo (6-7, 220, Sr.)	F	5.3	2.1	0.4	15-of-20 (.750) from the field
5	Nate Santos (6-7, 215, Fr.)	G	6.1	3.9	1.3	2 double-figure scoring games
11	Jamarius Burton (6-4, 200, Sr.)	G	8.0	1.8	3.0	3.75:1 assist-to-turnover ratio
12	Ithiel Horton (6-5, 200, R-Jr.)	G	-	-	-	suspended following off campus incident Nov. 6
13	Aidan Fisch (6-5, 185, Sr.)	F	-	-	-	has appeared in 3 career games
14	Curtis Aiken, Jr. (6-1, 200, R-Jr.)	G	-	-	-	has played in 7 career games
15	Mouhamadou Gueye (6-10, 200, Gr.)	F	5.0	5.9	0.9	season-high 11 rebs vs. Minnesota (11/30)
21	Noah Jackson (6-0, 185, Fr.)	G	-	-	-	walk-on joined the program in late Oct.
22	Nike Sibande (6-4, 185, Sr.)	G	-	-	-	suffered season-ending injury Nov. 1
23	John Hugley (6-9, 280, So.)	F	15.9	8.1	1.4	23.0 ppg. & 10.5 rpg. over past 2 games
24	William Jeffress (6-7, 205, So.)	G/F	6.3	6.1	1.3	5+ rebs in 6 of 7 games
31	Onyebuchi Ezeakudo (6-1, 200, Sr.)	G	1.7	0.6	1.4	career-high 5 pts vs. Minnesota (11/30)
35	Max Amadasun (6-10, 250, So.)	C	2.0	0.0	0.0	1-of-1 from the field
42	Chayce Smith (6-3, 185, Jr.)	G	-	-	-	has played in four career games

• - projected starter

## BY THE NUMBERS

- **John Hugley** has scored 20 or more points three times and also has three double-doubles through the first seven games of the season. He currently ranks among the league leaders in scoring (9th - 15.9 ppg.), rebounds (6th - 8.1 rpg.), field goal percentage (10th - .506) and offensive rebounds (2nd - 3.14 orgp.).
- Pitt is playing without its top five scorers from a season ago with a season-ending injury to **Nike Sibande**, a suspension of **Ithiel Horton**, the departure of Justin Champagnie to the NBA and two offseason transfers. **Femi Odukale** (6.6 ppg.) and **John Hugley** (5.1 ppg.) are the only returning players to average better than 5.0 points per game last season. The tandem has combined for 46.0 percent (196-of-426) of the team's scoring on the season.
- **Femi Odukale** is averaging 13.9 points and 4.5 rebounds per game, while shooting 45.5 percent (55-of-121) from the field in 12 career games when playing over 25 minutes. He has scored in double figures in seven of those 12 contests.
- **Dan Oladapo** made his first six shots of the season and is a team-best 15-of-20 (.750) from the field overall. He is now shooting 56.8 percent (288-of-507) from the field for his career.
- **Jamarius Burton** is averaging 8.0 points, 1.8 rebounds and 3.0 assists in 28.3 minutes per game after missing five weeks of action including Pitt's first two games of the season due to injury. He has scored 10 or more points 28 times in his career with his team posting a 21-7 record in such games.
- **John Hugley** has grabbed three or more offensive rebounds four times, including a career-high matching five offensive boards against Minnesota. He posted his third double-figure rebounding game and finish with a career-best 14 rebounds versus the Golden Gophers.

- **William Jeffress** has grabbed five or more rebounds in six of Pitt's seven contests. He ranks among the ACC leaders in rebounds (T-21st - 6.1) and offensive rebounds (T-11th - 1.86 orgp.).
- **Femi Odukale** ranks fourth in the ACC in free throw attempts per game (6.3 ftagp.) and sixth in made free throws (4.0 ftagp.). He has raised his free throw percentage to 63.6 percent (28-of-44) by going 16-of-17 (.941) from the line over the past three games.
- **Mouhamadou Gueye** grabbed a season-high 11 rebounds against Minnesota and is now averaging 5.0 points and 5.9 rebounds in 21.1 minutes per game. He also leads the Panthers and ranks eighth in the ACC in blocks (1.14 bpg.).
- Pitt is averaging 28.9 points in the paint and 13.9 points from the foul line per game. Interior scoring and foul shots have accounted for 70.2 percent (299-of-426) of the team's points through seven games.
- Pitt has been outscored 198-81 from three-point range through seven games. Pitt's top two returning three-point threats **Nike Sibande** (injury) and **Ithiel Horton** (suspension) have not played a game this season. **Onyebuchi Ezeakudo** (3-of-5, .600) and **Femi Odukale** (5-of-14, .357) are the lone Panthers shooting over 35.0 percent from three-point range.
- Pitt has nearly as many made free throws (97) as its opponents have attempted (100) through the first seven games of the season. The Panthers are averaging 22.7 free throw attempts per game and have outscored the opposition by 30 points from the free throw line.
- The past two meetings between Pitt and Virginia have been decided by a combined 10 points. The Panthers dropped a 59-56 decision at the Petersen Events Center during the 2019-20 season before falling 73-66 at John Paul Jones Arena last season.


## 2021-22 STATS COMPARISON

	Pitt	UVA
Points	60.9	63.0
Opp. Points	67.3	56.3
Rebounds	38.0	33.1
Opp. Rebounds	31.0	32.9
Off. Rebounds	11.1	9.4
Opp. Off. Rebounds	8.7	10.1
Field Goal Pct.	.429	.436
Opp. Field Goal Pct.	.420	.391
Three-Point Pct.	.267	.348
Opp. Three-Point Pct.	.361	.320
Three-Point FGs	3.9	5.8
Opp. Three-Point FGs	9.4	7.0
Free Throw Pct.	.610	.708
Opp. Free Throw Pct.	.670	.680
Free Throws Made	13.9	12.8
Opp. Free Throws Made	9.6	8.3
Personal Fouls	15.0	13.9
Opp. Personal Fouls	19.1	16.3
Assists	12.9	12.4
Opp. Assists	14.1	11.3
Turnovers	15.3	10.6
Opp. Turnovers	9.6	12.1
Blocked Shots	3.1	5.3
Opp. Blocked Shots	3.0	3.1
Steals	4.9	6.4
Opp. Steals	7.7	6.5

## LAST TIME OUT

- Pitt dropped a hard fought decision to Minnesota, 54-53, on a put back in the lane with 2.4 seconds remaining. The Panthers were outscored 4-0 over the final 2:56 of the contest to fall for the third consecutive game.
- **John Hugley** posted another strong performance with a game-high 25 points and 14 rebounds. He scored 16 consecutive points for the Panthers over a 10-minute span to close the first half and open the second half.
- Hugley was 9-of-16 from the field and 6-of-11 from the foul line in the contest, while grabbing five offensive rebounds.
- **Mouhamadou Gueye** grabbed a season-high 11 rebounds to go along with two points, two assists and one block. He hit a baseline jumper with 3:41 remaining to give Pitt a 51-48 lead.
- **Onyebuchi Ezeakudo** came off the bench to spark the Panthers with five points and three assists with no turnovers in 19 minutes of action. Ezeakudo made a three-pointer in the opening half to extend his streak to six consecutive made three-point attempts, tied for fifth most in program history.
- Pitt's starting backcourt of **Femi Odukale** and **Jamarius Burton** finished with 12 points, six rebounds and eight assists but struggled from the field going just 4-of-19 overall and 0-of-6 from three-point range.
- The Panthers won the rebounding battle, 40-33, but Minnesota came up with two key offensive rebounds and putback baskets in the final two minutes of action. Pitt starters combined for 38 of the team's 40 rebounds.
- Pitt scored 38 of its 53 points in the game from the foul line or in the paint. Hugley posted 16 of the team's 28 points in the paint.

## PANTHER SPOTLIGHTS



- **Femi Odukale** is 16-of-17 (.941) from the foul line over the past three games. He was 12-of-27 (.444) from the line in the first four games of the season.



- **John Hugley** is averaging 23.0 points and 10.5 rebounds per game, while going 17-of-27 (.630) from the field and 11-of-18 (.611) from the foul line, over the past two contests.

## HOME COURT ADVANTAGE

- Pitt has compiled a 271-76 (.759) record, including a 161-15 (.915) ledger in non-conference play, at the Petersen Events Center.
- Pitt is 25-26 (.490) versus teams ranked in the top 25 of the AP Poll at the Petersen Events Center, with a 14-8 (.636) mark against top-10 teams and a 9-3 (.750) ledger versus teams ranked in the top-5.

### NCAA • Homecourt Wins since 2002-03 Season

Rk	Team	Wins
1.	Kansas	297
2.	Memphis	291
3.	Duke	285
4.	Syracuse	284
5.	Kentucky	282
6.	Creighton	276
7.	Pitt	271
	Wisconsin	271
9.	Michigan State	266
10.	Gonzaga	264

through Nov. 30

## NEWCOMER ELIGIBILITY

- Pitt has added five newcomers to the 2021-22 roster, including four transfers. Listed below are the Panthers' transfers along with years of eligibility remaining.
- **Mouhamadou Gueye** is the lone scholarship player who will exhaust his eligibility this season.

Player	Year	Seasons of Eligibility Remaining
Mouhamadou Gueye	Grad	1
Jamarius Burton	Sr.	2
Dan Oladapo	Sr.	2
Chris Payton	Jr.	3

## TRANSFER PORTAL ADDITIONS

- Pitt used the transfer portal to add three impact players who have produced at the Division I level. **Jamarius Burton** (Wichita State/Texas Tech), **Mouhamadou Gueye** (Stony Brook) and **Dan Oladapo** (Oakland) have now combined for 1,866 points, 1,166 rebounds and 455 assists over 226 career games.
- Burton averaged 7.0 points, 3.0 rebounds and 2.8 assists per game over 90 career contests (56 starts) over three seasons at Wichita State and Texas Tech. As a sophomore, he averaged 10.3 points, 3.5 rebounds and 3.4 assists, while shooting 38 percent from three-point range for the Shockers.
- Gueye averaged 9.7 points, 7.1 rebounds and 3.1 blocks per game and was named America East Defensive Player of the Year last season at Stony Brook. He set school records for blocks per game in a season and career blocks per game (2.38 bpg.).
- Oladapo posted 12.9 points, 8.8 rebounds, 1.7 assists and 1.1 steals per game, while shooting 56.9 percent from the field a year ago at Oakland. He finished the season ninth in the NCAA in offensive rebound (3.8 orgp.) and was a Second Team All-Horizon League selection.

### Division I Career Totals

Player	GP/GS	Pts	Rebs	Asts	Stls	Blks
Mouhamadou Gueye	61/27	471	401	98	33	138
Jamarius Burton	95/57	670	280	271	64	9
Dan Oladapo	70/58	727	485	96	56	14
<b>Totals</b>	<b>226/142</b>	<b>1868</b>	<b>1166</b>	<b>455</b>	<b>153</b>	<b>161</b>

## ODUKALE READY TO LEAD

- **Femi Odukale** is building on a solid freshman season in which he averaged 6.6 points, 2.5 rebounds and 2.2 assists in just over 20 minutes per game. Through six games, Odukale has stretched his averages to 12.1 points, 4.0 rebounds and 3.7 assists per game.
- Odukale averaged 13.6 points, 4.0 rebounds, 3.2 assists and 1.4 steals in 32.6 minutes per game over the final five games last season.
- Odukale opened the 2021-22 campaign with a 20-point, four-rebound, four-assist, three-steal effort against The Citadel. He was 8-of-14 from the field and made his only three-point attempt versus the Bulldogs.
- Odukale scored a game-high 15 points, while adding seven rebounds, three assists and a blocked shot in a win over UNC Wilmington.
- Odukale went 3-of-5 from the field and a career-best 7-of-7 from the foul line in a 14-point outing against Vanderbilt.
- Odukale posted 19 points, seven rebounds and four assists versus UMBC. He knocked down a pair of three-point field goals and was 7-of-8 from the foul line.

## BIG LIFT INSIDE WITH THE RETURN OF BIG JOHN

- **John Hugley** returns to the Panthers for his sophomore season after missing all but seven games a year ago due to suspension. He averaged 5.1 points and 4.3 rebounds per game in under 15 minutes per game as a true freshman.
- Hugley ranks among the league leaders in scoring (8th - 15.9 ppg.), rebounds (T-7th - 8.14 rpg.), field goal percentage (11th - .506) and offensive rebounds (1st - 3.14 orgp.).
- Hugley became the third Pitt player since the 1986-87 season to post 25 or more points and 10 or more rebounds in the season opener. He recorded his first career double-double with 27 points and 10 rebounds against The Citadel. Hugley set career highs for points (27), rebounds (10), offensive rebounds (5), field goals (10), field goal attempts (20), free throws (7), free throw attempts (13) and minutes played (35) in the contest.
- Hugley posted 17 points, six rebounds and two assists at West Virginia. He was 7-of-10 from the field and scored all 17 points in the second half of play.
- Hugley posted his second career double-double with 13 points and 11 rebounds in a win over UNC Wilmington. He was 5-of-5 from the foul line and added a career-best three assists against the Seahawks.
- Hugley went 8-of-10 from the field en route to a 21-point, seven-rebound effort versus UMBC.
- Hugley scored 25 points and added a career-high 14 rebounds (5 offensive boards) in the Big Ten/ACC Challenge against Minnesota. He scored 16 consecutive points for the Panthers over a 10-minute span and finished the game 9-of-16 from the field.

### Season Opening 25+ Pt & 10+ Reb Efforts Since 1986-87

Date	Opponent	Player (Pts/Reb)
11/9/21	The Citadel	John Hugley (27/10)
11/11/16	Eastern Michigan	Michael Young (26/10)
11/28/89	Siena	Brian Shorter (29/11)

## PITT SEASON & CAREER TOTALS

	2021-22	Career
<b>Double-Figure Scoring Games</b>		
Nike Sibande	-	79 (36-43)
Dan Oladapo	1 (1-0)	36 (21-15)
Ithiel Horton	-	32 (18-14)
Jamarius Burton	1 (1-0)	28 (21-7)
Mouhamadou Gueye	2 (0-2)	20 (5-15)
Femi Odukale	4 (1-3)	8 (2-6)
John Hugley	5 (2-3)	5 (2-3)
Nate Santos	2 (1-1)	2 (1-1)

### 30+ Point Games

Nike Sibande	-	1 (1-0)
Ithiel Horton	-	1 (1-0)

### 20+ Point Games

Nike Sibande	-	28 (12-16)
Ithiel Horton	-	8 (5-3)
Dan Oladapo	-	5 (2-3)
John Hugley	3 (0-3)	3 (0-3)
Femi Odukale	1 (0-1)	2 (0-2)

### 20+ Rebound Games

Dan Oladapo	-	1 (0-1)
-------------	---	---------

### 10+ Rebound Games

Dan Oladapo	-	15 (9-6)
Nike Sibande	-	9 (4-5)
Mouhamadou Gueye	-	9 (2-7)
John Hugley	3 (1-2)	3 (1-2)

### 10+ Assist Games

Jamarius Burton	-	2 (2-0)
-----------------	---	---------

### Double-Doubles

Dan Oladapo	-	13 (8-5)
Nike Sibande	-	9 (4-5)
Mouhamadou Gueye	-	4 (0-4)
John Hugley	3 (1-2)	3 (1-2)

### 3+ Three-Point FG Games

Nike Sibande	-	37 (16-21)
Ithiel Horton	-	23 (13-10)
Jamarius Burton	-	3 (2-1)
Mouhamadou Gueye	1 (0-1)	2 (0-2)
Nate Santos	1 (1-0)	1 (1-0)
William Jeffress	1 (0-1)	1 (0-1)

### 3+ Block Games

Mouhamadou Gueye	1 (0-1)	25 (12-13)
------------------	---------	------------

### Scoring Leaders

Nike Sibande	-	52 (20-32)
Ithiel Horton	-	15 (8-7)
Dan Oladapo	-	8 (3-5)
Femi Odukale	1 (1-0)	4 (1-3)
John Hugley	4 (0-4)	4 (0-4)
Jamarius Burton	-	3 (2-1)
Mouhamadou Gueye	-	2 (0-2)
Nate Santos	2 (1-1)	2 (1-1)

### Rebounding Leaders

Nike Sibande	-	23 (12-11)
Dan Oladapo	-	21 (8-13)
Mouhamadou Gueye	1 (0-1)	18 (6-12)
Jamarius Burton	-	5 (3-2)
John Hugley	3 (1-2)	5 (1-4)
Nate Santos	2 (1-1)	2 (1-1)
William Jeffress	2 (0-2)	2 (0-2)

### Assists Leaders

Jamarius Burton	3 (1-2)	32 (21-11)
Femi Odukale	6 (2-4)	13 (3-10)
Nike Sibande	-	11 (2-9)
Mouhamadou Gueye	-	8 (3-5)
Ithiel Horton	-	4 (0-4)
John Hugley	2 (1-1)	2 (1-1)
Dan Oladapo	-	1 (1-0)
William Jeffress	1 (1-0)	1 (1-0)

Record in such games in ( )

## STREAKS

Overall	Lost 3
Unranked teams anywhere	Lost 3
Ranked teams anywhere	Lost 2
Home	Lost 3
Home ACC	Won 1
Home non-conference	Lost 3
Home unranked non-conference	Lost 3
Home ranked teams	Lost 1
Home unranked teams	Lost 3
Road	Lost 6
Road ACC	Lost 5
Road ranked teams	Lost 22
Road unranked teams	Lost 4
Neutral	Lost 2
Neutral ranked teams	Lost 5
Neutral unranked teams	Lost 2

### Consecutive Made Free Throws (active streak)

Femi Odukale	7
Jamarius Burton	3
Dan Oladapo	1
Mouhamadou Gueye	1
Noah Collier	1
Curtis Aiken, Jr.	1

### Consecutive Games (Played) with a Three-Point Field Goal

+ Nike Sibande	6
Ithiel Horton	2
William Jeffress	2
Onyebuchi Ezeakudo	2
John Hugley	1

Games Played	2021-22	Career
+ Nike Sibande	-	111 (48-63)
Jamarius Burton	5 (2-3)	95 (61-34)
Dan Oladapo	7 (2-5)	70 (28-42)
Mouhamadou Gueye	7 (2-5)	61 (30-31)
Ithiel Horton	-	55 (26-29)
Onyebuchi Ezeakudo	7 (2-5)	32 (17-15)
Femi Odukale	7 (2-5)	29 (12-17)
William Jeffress	7 (2-5)	23 (10-13)
Noah Collier	7 (2-5)	19 (9-10)
John Hugley	7 (2-5)	14 (7-7)
Curtis Aiken, Jr.	-	7 (3-4)
Nate Santos	7 (2-5)	7 (2-5)
Max Amadasun	1 (0-1)	5 (2-3)
Chris Payton	5 (2-3)	5 (2-3)
Chayce Smith	-	4 (4-0)
Aidan Fisch	-	4 (3-1)

Starts	Consecutive	Career
+ Nike Sibande	-	103 (45-58)
Dan Oladapo	-	58 (26-32)
Jamarius Burton	1 (0-1)	57 (37-20)
Ithiel Horton	-	41 (18-23)
Mouhamadou Gueye	1 (0-1)	25 (9-16)
Femi Odukale	8 (2-6)	12 (4-8)
William Jeffress	10 (3-7)	11 (4-7)
John Hugley	7 (2-5)	8 (2-6)
Nate Santos	-	6 (2-4)
Noah Collier	-	1 (0-1)
Onyebuchi Ezeakudo	-	1 (0-1)

Record in such games at Pitt in ( )

+ Sibande will miss the 2021-22 season due to injury

## BURTON IN THE BACKCOURT

• Senior guard **Jamarius Burton** made his Pitt debut Nov. 16 against UNC Wilmington after missing the previous five weeks due to a knee injury. The Charlotte, N.C., native had a successful procedure on his left knee in early October. He has seven points in 25 minutes against the Seahawks.

• Burton is averaging 7.1 points, 2.9 rebounds and 2.9 assists per game over 95 career contests (57 starts).

• Burton began his career at Wichita State where he averaged 10.3 points, 3.5 rebounds and 3.4 assists per game, while shooting 38 percent from three-point range for the Shockers, as a sophomore during the 2019-20 season.

• Burton posted his first double-figure scoring game in a win over Towson. He finished with 11 points (all in the second half), four rebounds and four assists.

## MO STATS FROM MO GUEYE

• **Mouhamadou Gueye** grew 10 inches over the course of his high school career and has grown an additional three inches in college to now stand at 6-10 with an 87 inch wing span.

• Last season, Gueye averaged 9.7 points, 7.1 rebounds and 3.1 blocks per game while earning America East Defensive Player of the Year honors.

• Gueye has recorded two or more blocks in 37 of 61 career games. He posted a season-high three blocks at West Virginia.

• Gueye has grabbed five or more rebounds in 46 of 61 career games. He is averaging 6.5 rebounds per game for his career.

• Gueye is averaging 5.0 points and 5.9 rebounds in 21 minutes per game, while also ranking eighth in the ACC in blocks (1.14 bpg.).

• Gueye recorded his first double-figure scoring game as a Panther and the 19th of his career at West Virginia. He finished with 10 points, four rebounds, two assists, one steal and three blocks against the Mountaineers.

• Gueye made a career-best four three-point field goals and finished with a season-best 14 points to go along with six rebounds and a blocked shot against UMBC.

• Gueye grabbed a season-high 11 rebounds, including three offensive boards, versus Minnesota.

### ACC • Blocks Per Game Leaders

Rk	Player, Team	BPG
1.	Mark Williams, Duke	3.13
2.	Kadin Shedrick, Virginia	3.00
3.	Jesse Edwards, Syracuse	2.71
4.	Armando Bacot, North Carolins	1.83
	Ebenezer Dowuona, NC State	1.83
6.	Dallas Walton, Wake Forest	1.63
7.	Nate Laszewski, Notre Dame	1.33
8.	<b>Mouhamadou Gueye, Pitt</b>	<b>1.14</b>

## EFFICIENCY FROM OLADAPO

• **Dan Oladapo** is averaging 5.3 points per game, while going 15-of-20 (.750) from the field in 14.9 minutes per game this season.

• Oladapo joined the Pitt program after averaging 12.9 points and 8.8 rebounds per game last season at Oakland.

• Oladapo ranked among the NCAA leaders in double-doubles (nine) and offensive rebounds (3.80 orgp.). He posted a 20/20 game with 25 points and 20 rebounds in a double-overtime contest at Robert Morris last season.

• Oladapo went 4-of-4 from the field to finish with eight points at West Virginia. He grabbed three rebounds, including a pair of offensive boards in the contest.

• Oladapo had nine points against UNC Wilmington in his first start as a Panther. He added five rebounds, including four offensive boards, in the win.

• Oladapo scored 11 points and added four rebounds and two assists in a win over Towson. He went 4-of-4 from the field and 3-of-4 from the foul line against the Tigers.

## JEFFRESS ACTIVE ON THE BOARDS

• Sophomore **William Jeffress** has been active on the boards early in 2021-22, ranking among the team leaders in rebounds (6.1 rpg.) and offensive rebounds (1.86 orgp.).

• Jeffress is averaging 6.3 points, 6.1 rebounds, 1.3 assists and 1.0 steals in a team-high 32.5 minutes per game. He has not got on-track shooting the ball yet, going 13-of-42 (.310) from the field through the first seven games.

• Jeffress has collected five or more rebounds in six times this season. He has also grabbed at least two offensive rebounds four times.

• Jeffress recorded eight points and seven rebounds at West Virginia while also limiting Taz Sherman to just 6-of-20 shooting from the field.

• Jeffress posted a career-best nine rebounds to go along with seven points and three steals in a win over UNC Wilmington.

• Jeffress delivered seven points, six rebounds and a career-high four assists with no turnovers in a win over Towson.

• Jeffress made a career-high three three-point field goals and finished with nine points and eight rebounds against UMBC.

## SANTOS SOLID FROM THE START

• **Nate Santos** is averaging 6.1 points and 3.9 rebounds per game while starting six of Pitt's seven games.

• Santos became the 22nd freshman in program history to start the season opener. The Panthers have started at least one freshman in the season opener in each of Jeff Capel's four seasons.

• Santos set season highs in points (14), rebounds (8), three-point field goals (4) and steals (2) in a win over Towson. His four three-point field goals against the Tigers is tied for the eighth most in a game by a Pitt freshman.

• Santos finished with 11 points and a team-high six rebounds against Vanderbilt.

## IT FROM THREE

• **Ithiel Horton** is one of the top returning three-point threats in the ACC after averaging 8.9 points and making 43 three-point field goals last season for the Panthers.

• Horton was suspended indefinitely following an off campus incident Nov. 6. Due to the nature of the incident involving Horton, he is suspended automatically from practice and competition privileges until the legal process has been completed to the satisfaction of the University.

• Horton scored in double figures 10 times and had nine games with three or more three-point field goals last season.

## SIBANDE TO MISS SEASON

- Nike Sibande will miss the 2021-22 season after suffering a torn ACL in the first half of Pitt's exhibition win over Gannon Nov. 1.
- Sibande will undergo surgery to repair the knee Friday, Nov. 19.
- Sibande has totaled 1,570 points, 532 rebounds, 155 assists and 96 steals in 111 career games (103) at Miami [Ohio] and Pitt. Last season, he averaged 6.9 points and 3.0 rebounds in 19.6 minutes per game after missing the first seven games of the season while waiting on NCAA eligibility ruling.
- Sibande closed the 2020-21 season on a high note averaging 15.0 points, 6.2 rebounds and 2.6 assists over the final five games of the season. He posted a season-best 24 points with five three-point field goals in the opening round of the ACC Tournament against Miami.
- Sibande will seek a medical redshirt to receive an additional season of eligibility. He underwent successful surgery his knee Nov. 19.

## 20-POINT TANDEM IN THE OPENER

- John Hugley (27) and Femi Odukale (20) each topped the 20-point mark in the season opener, becoming the ninth Pitt tandem in the past 36 seasons to accomplish that feat.

### Season Opening 20+Pt Tandems Since 1986-87

Date	Opponent	Players
11/9/21	The Citadel	Hughley (27), Odukale (20)
11/11/16	Eastern Mich.	Artis (27), Young (26)
11/11/11	Albany	Woodall (25), Gibbs (21)
11/8/10	Rhode Island	Wanamaker (24), Gibbs (22)
11/9/07	Houston Bap.	Young (22), Blair (20)
11/17/97	Bucknell	Greer (21), Cummings (20)
11/28/89	Siena	Shorter (29), Martin (21), Porter (21)
11/28/87	Robert Morris	Smith (23), Gore (21)
11/29/86	Indiana [Pa.]	Aiken (27), Smith (22)

## ARMS LENGTH AWAY

- Pitt has the opportunity to be a disruptive defensive unit with several players possessing plus wingspans. Average wingspan is typically equal to a person's height.

### Pitt • Top Wingspans (in inches)

Player	Height	Wingspan	Dif
Chris Payton	79	86	+7
William Jeffress	79	86	+7
Femi Odukale	77	83	+7
Mouhamadou Gueye	82	87	+5
Max Amadasun	82	86	+4

## ODUKALE RECEIVES PRESEASON BUMP FROM SI.COM

- Sophomore Femi Odukale was named one of the top breakout player candidates by SI.com heading into the 2021-22 season.

### SI.com Top Breakout Player Candidates

Player	School
Efe Abogidi	Washington State
Andre Curbelo	Illinois
Davonte Davis	Arkansas
Jaden Ivey	Purdue
Colby Jones	Xavier
Keegan Murray	Iowa
Femi Odukale	Pitt
Jabari Walker	Colorado
Mark Williams	Duke

## PRESEASON ACC PROJECTIONS

- Pitt was picked to finish 14th in the Atlantic Coast Conference as voted upon by the league's media in October.

### 2021-22 ACC Predicted Order of Finish

Rk	School	Points
1.	Duke	1132 (47)
2.	Florida State	1034 (14)
3.	North Carolina	1001 (5)
4.	Virginia	949 (9)
5.	Virginia Tech	857 (5)
6.	Louisville	791 (1)
7.	Syracuse	781
8.	Notre Dame	599
9.	NC State	555
10.	Georgia Tech	524
11.	Clemson	430
12.	Miami	428
13.	Wake Forest	274
14.	Pitt	253
15.	Boston College	112

First-place votes in parentheses; 81 total voters

## FATHER-SON COACH COMBOS

- Jeff Capel is one of 18 sons of former Division I head coaches serving in the same capacity in the NCAA this season.

### Father-Son Division I Head Coach Combos

Father	Son (School)
Jeff Capel II	Jeff Capel III (Pitt)
Dick Bennett	Tony Bennett (Virginia)
Kermit Davis, Sr.	Kermit Davis, Jr. (Mississippi)
Tony Barone, Sr.	Brian Barone (SIUE)
Homer Drew	Scott Drew (Baylor)
	Bryce Drew (Grand Canyon)
Kermit Davis, Sr.	Kermit Davis, Jr. (Ole Miss)
Mike Dunleavy, Sr.	Baker Dunleavy (Quinnipiac)
Jim Dutcher	Brian Dutcher (San Diego State)
Joe Gottfried	Mike Gottfried (Cal State Northridge)
Lon Kruger	Kevin Kruger (UNLV)
Don Monson	Dan Monson (Long Beach State)
Rick Pitino	Richard Pitino (New Mexico)
Ralph Willard	Kevin Willard (Seton Hall)
Dave Odom	Ryan Odom (Utah State)
Bill Musselman	Eric Musselman (Arkansas)
Skip Prosser	Mark Prosser (Winthrop)
Bo Ryan	Will Ryan (Green Bay)

## FATHER-SON PITT COMBOS

- Redshirt junior guard Curtis Aiken, Jr., is the son of former Panther standout and current member of the Pitt radio broadcast team Curtis Aiken. The elder Aiken scored 1,200 career points for the Panthers from 1983-1987.
- Senior guard Chayce Smith joined the program as a walk-on prior to the 2019-20 season. He is the son of Pitt all-time leading scorer and 1988 NBA First Round Draft selection Charles Smith (third overall).

### Father-Son Pitt Combos

Father (Years)	Son (Years)
Samuel David (1945-49)	Joey David (1983-86)
Brian Generalovich (1961-64)	Brock Generalovich (1989-93)
Gilbert Johnson (1988-90)	Cameron Johnson (2014-17)
Curtis Aiken (1983-87)	Curtis Aiken, Jr. (2018-p.)
Charles Smith (1984-88)	Chayce Smith (2019-p.)

## CAREER DOUBLE-DOUBLES

Player	Opponent, Date	Pts/Rebs
John Hugley	Minnesota, 11/30/21	25/14
John Hugley	UNC Wilmington, 11/16/21	13/11
John Hugley	The Citadel, 11/9/21	27/10
= Dan Oladapo	Youngstown State, 3/2/21	17/10
= Dan Oladapo	at Milwaukee, 2/20/21	24/12
= Dan Oladapo	at Milwaukee, 2/19/21	17/11
= Dan Oladapo	at Robert Morris, 2/12/21	25/20
+ Mouhamadou Gueye	UMBC, 2/8/21	16/11
+ Mouhamadou Gueye	at NJIT, 1/23/21	10/11
= Dan Oladapo	Youngstown State, 1/15/21	11/10
= Dan Oladapo	at Green Bay, 1/8/21	20/18
= Dan Oladapo	at Detroit, 12/26/20	16/13
= Dan Oladapo	at UIC, 12/20/20	19/18
= Dan Oladapo	at UIC, 12/19/21	15/18
+ Mouhamadou Gueye	at Hofstra, 12/9/20	12/10
*Nike Sibande	Bowling Green, 2/29/20	24/11
= Dan Oladapo	Green Bay, 2/23/20	17/17
*Nike Sibande	at Akron, 2/22/20	14/11
= Dan Oladapo	Milwaukee, 2/21/20	12/11
+ Mouhamadou Gueye	Binghamton, 1/22/20	16/10
*Nike Sibande	at Ball State, 1/18/20	16/10
*Nike Sibande	Kent State, 1/14/20	25/10
*Nike Sibande	Bradley, 12/21/19	18/11
*Nike Sibande	vs. Drake, 11/25/19	16/11
= Dan Oladapo	Hartford, 11/18/19	12/12
= Dan Oladapo	Goshen, 11/5/19	21/12
*Nike Sibande	at Akron, 3/11/19	25/10
*Nike Sibande	Kent State, 3/5/19	21/10
*Nike Sibande	at Ohio, 2/17/18	22/10

- \* at Miami [Ohio]
- + at Stony Brook
- = at Oakland

## CAPEL'S CORNER

Through the generous support of the Vartabedian Family, Capel's Corner has been established in section 113 of the Petersen Events Center. Capel's Corner is an outreach effort to provide underprivileged youth and their families the opportunity to attend Pitt Basketball games. Tickets are being distributed through Pitt Athletics' relationship with the Ammon Community Recreation Center in the Hill District. Former Pitt standout Darelle Porter serves as one of the community leaders and as an executive director at the Ammons Center. Contact the Panthers Ticket Office via email (tickets@athletics.pitt.edu) if you are interested in supporting the Capel's Corner initiative.

# 2021-22 PITT MEN'S BASKETBALL ROSTER

## Alphabetical

NO	NAME	POS	HT	WT	CL-EXP	HOMETOWN (HIGH SCHOOL / PREVIOUS COLLEGE)
14	Curtis Aiken, Jr.	G	6-1	200	R-JR-2L	Pittsburgh, Pa. (North Allegheny)
35	Max Amadasun	C	6-10	250	SO-1L	Dublin, Ireland (Christ Our Saviour Lutheran)
11	Jamarius Burton	G	6-4	200	SR-TR	Charlotte, N.C. (Independence / Wichita State / Texas Tech)
3	Noah Collier	F	6-8	220	SO-1L	Mullica Hill, N.J. (Westtown School [Pa.])
31	Onyebuchi Ezeakudo	G	6-1	200	SR-3L	Fort Wayne, Ind. (Homestead)
13	Aidan Fisch	F	6-5	185	SR-1L	Murrysville, Pa. (Franklin Regional)
15	Mouhamadou Gueye	F	6-10	200	GR-TR	Staten Island, N.Y. (Curtis / Stony Brook)
12	Ithiel Horton	G	6-5	200	R-JR-2L	Vauxhall, N.J. (Roselle Catholic / Delaware)
23	John Hugley	F	6-9	280	SO-1L	Cleveland, Ohio (Brush)
21	Noah Jackson	G	6-0	185	FR-HS	Pittsburgh, Pa. (Central Catholic)
24	William Jeffress	G/F	6-7	205	SO-1L	Erie, Pa. (McDowell)
2	Femi Odukale	G	6-5	205	SO-1L	Brooklyn, N.Y. (Springfield Commonwealth Academy [Mass.])
4	Dan Oladapo	F	6-7	220	SR-TR	Bladensburg, Md. (Bladensburg / Oakland)
1	Chris Payton	F	6-7	220	JR-TR	Bloomington, Ill. (Bloomington / Indian Hills CC)
5	Nate Santos	F	6-7	215	FR-HS	Geneva, Ill. (Loomis Chaffee School [Conn.])
22	Nike Sibande	G	6-4	185	SR-1L	Indianapolis, Ind. (Crispus Attucks / Miami [Ohio])
42	Chayce Smith	G	6-3	185	SR-2L	Mount Laurel, N.J. (The Kiski School [Pa.])

## Numerical

NO	NAME	POS	HT	WT	CL-EXP	HOMETOWN (HIGH SCHOOL / PREVIOUS COLLEGE)
1	Chris Payton	F	6-7	220	JR-TR	Bloomington, Ill. (Bloomington / Indian Hills CC)
2	Femi Odukale	G	6-5	205	SO-1L	Brooklyn, N.Y. (Springfield Commonwealth Academy [Mass.])
3	Noah Collier	F	6-8	220	SO-1L	Mullica Hill, N.J. (Westtown School [Pa.])
4	Dan Oladapo	F	6-7	220	SR-TR	Bladensburg, Md. (Bladensburg / Oakland)
5	Nate Santos	F	6-7	215	FR-HS	Geneva, Ill. (Loomis Chaffee School [Conn.])
11	Jamarius Burton	G	6-4	200	SR-TR	Charlotte, N.C. (Independence / Wichita State / Texas Tech)
12	Ithiel Horton	G	6-5	200	R-JR-2L	Vauxhall, N.J. (Roselle Catholic / Delaware)
13	Aidan Fisch	F	6-5	185	SR-1L	Murrysville, Pa. (Franklin Regional)
14	Curtis Aiken, Jr.	G	6-1	200	R-JR-2L	Pittsburgh, Pa. (North Allegheny)
15	Mouhamadou Gueye	F	6-10	200	GR-TR	Staten Island, N.Y. (Curtis / Stony Brook)
21	Noah Jackson	G	6-0	185	FR-HS	Pittsburgh, Pa. (Central Catholic)
22	Nike Sibande	G	6-4	185	SR-1L	Indianapolis, Ind. (Crispus Attucks / Miami [Ohio])
23	John Hugley	F	6-9	280	SO-1L	Cleveland, Ohio (Brush)
24	William Jeffress	G/F	6-7	205	SO-1L	Erie, Pa. (McDowell)
31	Onyebuchi Ezeakudo	G	6-1	200	SR-3L	Fort Wayne, Ind. (Homestead)
35	Max Amadasun	C	6-10	250	SO-1L	Dublin, Ireland (Christ Our Saviour Lutheran)
42	Chayce Smith	G	6-3	185	SR-2L	Mount Laurel, N.J. (The Kiski School [Pa.])

## Pitt Staff

**Head Coach:** Jeff Capel (Duke, '97)

**Associate Head Coach:** Tim O'Toole (Fairfield, '87)

**Associate Head Coach:** Milan Brown (Howard, '93)

**Assistant Coach:** Jason Capel (North Carolina, '02)

**Chief of Staff:** Kyle Cieplicki (Vermont, '08)

**Assistant AD of Scouting:** Jake Presutti (Syracuse '08)

**Director of Basketball Operations:** Brian Regan (St. Vincent College, '88)

**Strength & Conditioning Coach:** Garry Christopher (Baylor, '08)


**Trainer:** Daniel Anthony (Missouri State, '11)

**Graduate Manager:** Robert Blose (Pitt, '21)

## Pronunciations

Max AMADASUN	Ah-mad-a-sun
JAMARIUS Burton	Ja-Mar-e-us
ONYEBUCHI EZEAKUDO	O-nee-boochee Ez-e-ah-kooduh
MOUHAMADOU GUEYE	MO-hahm-a-do Ghee
ITHIEL Horton	ith-E-all
John HUGLEY	Hugh-glee
William JEFFRESS	Jeff-ress
FEMI ODUKALE	Femmie O-due-callie
Dan OLADAPO	O-la-dap-O
NIKE SIBANDE	Nikee Sii-BAN-dee
CHAYCE Smith	Chase

# TV / RADIO HEAD SHOT ROSTER



**1**  
**Chris Payton**  
 F • JR-TR • 6-7 • 220  
 Bloomington, Ill.



**2**  
**Femi Odukale**  
 G • SO-1L • 6-5 • 205  
 Brooklyn, N.Y.



**3**  
**Noah Collier**  
 F • SO-1L • 6-8 • 220  
 Mullica Hill, N.J.



**4**  
**Dan Oladapo**  
 F • SR-TR • 6-7 • 220  
 Bladensburg, Md.



**5**  
**Nate Santos**  
 G • FR-HS • 6-7 • 215  
 Geneva, Ill.



**11**  
**Jamarius Burton**  
 G • SR-TR • 6-4 • 200  
 Charlotte, N.C.



**12**  
**Ithiel Horton**  
 G • R-JR-2L • 6-5 • 200  
 Vauxhall, N.J.




**13**  
**Aidan Fisch**  
 F • SR-1L • 6-5 • 185  
 Murrysville, Pa.



**14**  
**Curtis Aiken, Jr.**  
 G • R-JR-2L • 6-1 • 200  
 Pittsburgh, Pa.



**15**  
**Mouhamdou Gueye**  
 F • GR-TR • 6-10 • 200  
 Staten Island, N.Y.



**21**  
**Noah Jackson**  
 G • FR-HS • 6-0 • 185  
 Pittsburgh, Pa.



**22**  
**Nike Sibande**  
 G • SR-1L • 6-4 • 185  
 Indianapolis, Ind.



**23**  
**John Hugley**  
 F • SO-1L • 6-9 • 280  
 Cleveland, Ohio



**24**  
**William Jeffress**  
 G/F • SO-1L • 6-7 • 205  
 Erie, Pa.



**31**  
**Onyebuchi Ezeakudo**  
 G • SR-3L • 6-1 • 200  
 Fort Wayne, Ind.



**35**  
**Max Amadasun**  
 C • SO-1L • 6-10 • 250  
 Dublin, Ireland



**42**  
**Chayce Smith**  
 G • SR-1L • 6-3 • 185  
 Mount Laurel, N.J.



**Jeff Capel**  
 Head Coach




**Tim O'Toole**  
 Associate Head Coach



**Milan Brown**  
 Associate Head Coach



**Jason Capel**  
 Assistant Coach



# CHRIS PAYTON | #1

JR-TR • F • 6-7 • 210

Bloomington, Ind. • Bloomington / Indian Hills CC



Opponent	Date	GS	MIN	Total		3-Pointers		Free throws		Rebounds				PF	A	TO	BLK	STL	PTS	AVG
				FG-FGA	PCT	3FG-3FGA	PCT	FT-FTA	PCT	OFF	DEF	TOT	AVG							
The Citadel	11/09/2021		03:12	0-0	.000	0-0	.000	0-0	.000	0	1	1	1.0	1	0	0	0	0	0	0.0
at West Virginia	11/12/2021		01:59	0-0	.000	0-0	.000	0-0	.000	0	1	1	1.0	1	0	1	0	1	0	0.0
UNCW	11/16/2021		06:02	0-0	.000	0-0	.000	1-2	.500	1	0	1	1.0	0	0	1	1	0	1	0.3
Towson	11/19/2021		05:10	1-1	1.000	0-0	.000	0-0	.000	0	1	1	1.0	1	0	1	0	0	2	0.8
Vanderbilt	11/24/2021		01:34	0-0	.000	0-0	.000	0-0	.000	0	0	0	0.8	1	1	0	0	0	0	0.6
<b>Totals</b>		<b>0</b>	<b>17:57</b>	<b>1-1</b>	<b>1.000</b>	<b>0-0</b>	<b>.000</b>	<b>1-2</b>	<b>.500</b>	<b>1</b>	<b>3</b>	<b>4</b>	<b>0.8</b>	<b>4</b>	<b>1</b>	<b>3</b>	<b>1</b>	<b>1</b>	<b>3</b>	<b>0.6</b>

SEASON	TEAM	GP-GS	MIN/AVG	Field Goals		3-Point		F-Throws		Rebounds				Scoring						
				FG-FGA	FG%	3FG-3FGA	3FG%	FT-FTA	FT%	OFF	DEF	TOT	AVG	PF	FO	A	TO	BLK	STL	PTS
2021-22	Pitt	5-0	18/3.6	1-1	1.000	0-0	.000	1-2	.500	1	3	4	0.8	4-0	1	3	1	1	3	0.6
<b>TOTAL</b>		<b>5-0</b>	<b>18/3.6</b>	<b>1-1</b>	<b>1.000</b>	<b>0-0</b>	<b>.000</b>	<b>1-2</b>	<b>.500</b>	<b>1</b>	<b>3</b>	<b>4</b>	<b>0.8</b>	<b>4-0</b>	<b>1</b>	<b>3</b>	<b>1</b>	<b>1</b>	<b>3</b>	<b>0.6</b>

## CAREER HIGHS

Points	2, vs. Towson 11/19/21
FG	1, vs. Towson 11/19/21
FGA	1, vs. Towson 11/19/21
3FG	-
3FGA	-
FT	1, vs. UNC Wilmington 11/16/21
FTA	2, vs. UNC Wilmington 11/16/21
Rebounds	1, 4x; last vs. Towson 11/19/21
Off. Rebounds	1, vs. UNC Wilmington 11/16/21
Def. Rebounds	1, 3x; last vs. Towson 11/19/21
Assists	1, vs. Vanderbilt, 11/24/21
Steals	1, at West Virginia 11/12/21
Blocks	1, vs. UNC Wilmington 11/16/21
Minutes	6, vs. UNC Wilmington 11/16/21

	2021-22	Career
Double-Figure Points	-	-
Double-Figure Rebounds	-	-
5 or more Rebounds	-	-
2 or more Blocks	-	-
2 or more Steals	-	-
20+ Minutes	-	-
30+ Minutes	-	-
Dunks	-	-





# FEMI ODUKALE | #2

S0-1L • G • 6-5 • 185

Brooklyn, N.Y. • Springfield Commonwealth Academy [Mass.]



Opponent	Date	GS	MIN	Total		3-Pointers		Free throws		Rebounds				PF	A	TO	BLK	STL	PTS	AVG	
				FG-FGA	PCT	3FG-3FGA	PCT	FT-FTA	PCT	OFF	DEF	TOT	AVG								
The Citadel	11/09/2021	*	36:02	8-14	.571	1-1	1.000	3-9	.333	2	2	4	4.0	4	4	3	0	3	20	20.0	
at West Virginia	11/12/2021	*	31:38	2-7	.286	0-0	.000	3-5	.600	1	1	2	3.0	2	4	8	1	2	7	13.5	
UNCW	11/16/2021	*	34:47	5-12	.417	0-1	.000	5-9	.556	2	5	7	4.3	1	3	2	1	0	15	14.0	
Towson	11/19/2021	*	19:12	1-6	.167	1-3	.333	1-4	.250	0	2	2	3.8	0	4	3	1	0	4	11.5	
Vanderbilt	11/24/2021	*	31:51	3-5	.600	1-1	1.000	7-7	1.000	0	1	1	3.2	2	2	1	1	0	14	12.0	
UMBC	11/27/2021	*	32:10	5-12	.417	2-5	.400	7-8	.875	2	5	7	3.8	5	4	3	0	0	19	13.2	
Minnesota	11/30/2021	*	30:12	2-8	.250	0-3	.000	2-2	1.000	1	4	5	4.0	2	5	4	1	2	6	12.1	
<b>Totals</b>			<b>7</b>	<b>215:52</b>	<b>26-64</b>	<b>.406</b>	<b>5-14</b>	<b>.357</b>	<b>28-44</b>	<b>.636</b>	<b>8</b>	<b>20</b>	<b>28</b>	<b>4.0</b>	<b>16</b>	<b>26</b>	<b>24</b>	<b>5</b>	<b>7</b>	<b>85</b>	<b>12.1</b>

SEASON	TEAM	GP-GS	MIN/AVG	Field Goals		3-Point		F-Throws		Rebounds				Scoring						
				FG-FGA	FG%	3FG-3FGA	3FG%	FT-FTA	FT%	OFF	DEF	TOT	AVG	PF-FO	A	TO	BLK	STL	PTS	AVG
2020-21	Pitt	22-5	449/20.4	51-110	.464	8-24	.333	36-73	.493	10	46	56	2.5	33-0	49	34	5	19	146	6.6
2021-22	Pitt	7-7	216/30.8	26-64	.406	5-14	.357	28-44	.636	8	20	28	4.0	16-1	26	24	5	7	85	12.1
<b>TOTAL</b>		<b>29-12</b>	<b>665/22.9</b>	<b>77-174</b>	<b>.443</b>	<b>13-38</b>	<b>.342</b>	<b>64-117</b>	<b>.547</b>	<b>18</b>	<b>66</b>	<b>84</b>	<b>2.9</b>	<b>49-1</b>	<b>75</b>	<b>58</b>	<b>10</b>	<b>26</b>	<b>231</b>	<b>8.0</b>

## CAREER HIGHS

Points	28, vs. Miami, 3/9/21	2021-22	Career
FG	11, vs. Miami, 3/9/21	20+ Point Games	1
FGA	16, vs. Miami, 3/9/21	Double-Figure Points	4
3FG	2, 4x; last vs. UMBC, 11/27/21	5 or more Rebounds	3
3FGA	5, vs. UMBC, 11/27/21	4 or more Assists	5
FT	7, 2x; last vs. UMBC, 11/27/21	2 or more 3PT FG	1
FTA	9, 2x; last vs. UNC Wilmington 11/16/21	2 or more Steals	3
Rebounds	7, 3x; last vs. UMBC, 11/27/21	20+ Minutes	6
Off. Rebounds	3, at Syracuse, 1/6/21	30+ Minutes	6
Def. Rebounds	5, 3x; last vs. UMBC, 11/27/21	Dunks	2
Assists	8, vs. Syracuse, 1/16/21	Offensive Fouls Drawn	1
Steals	4, at Clemson, 3/6/21		
Blocks	1, 9x; last vs. Minnesota, 11/30/21		
Minutes	38, at NC State, 2/28/21		



# NOAH COLLIER | #3

SO-1L • F • 6-8 • 210

Mullica Hills, N.J. • Westtown School [Pa.]



Opponent	Date	GS	MIN	Total		3-Pointers		Free throws		Rebounds				PF	A	TO	BLK	STL	PTS	AVG
				FG-FGA	PCT	3FG-3FGA	PCT	FT-FTA	PCT	OFF	DEF	TOT	AVG							
The Citadel	11/09/2021		14:53	1-2	.500	0-0	.000	1-4	.250	2	1	3	3.0	2	0	0	1	0	3	3.0
at West Virginia	11/12/2021		06:10	0-0	.000	0-0	.000	0-0	.000	0	1	1	2.0	2	1	0	0	0	0	1.5
UNCW	11/16/2021		05:40	0-1	.000	0-0	.000	0-0	.000	0	1	1	1.7	0	0	0	0	0	0	1.0
Towson	11/19/2021		20:34	3-3	1.000	0-0	.000	1-3	.333	1	1	2	1.8	3	0	0	1	1	7	2.5
Vanderbilt	11/24/2021		17:03	0-0	.000	0-0	.000	0-0	.000	1	2	3	2.0	3	0	1	0	0	0	2.0
UMBC	11/27/2021		10:09	1-1	1.000	0-0	.000	0-0	.000	1	2	3	2.2	1	0	0	0	0	2	2.0
Minnesota	11/30/2021		05:02	1-1	1.000	0-0	.000	0-0	.000	0	1	1	2.0	0	0	0	0	0	2	2.0
<b>Totals</b>		<b>0</b>	<b>79:30</b>	<b>6-8</b>	<b>.750</b>	<b>0-0</b>	<b>.000</b>	<b>2-7</b>	<b>.286</b>	<b>5</b>	<b>9</b>	<b>14</b>	<b>2.0</b>	<b>11</b>	<b>1</b>	<b>1</b>	<b>2</b>	<b>1</b>	<b>14</b>	<b>2.0</b>

		Field Goals		3-Point		F-Throws		Rebounds				Scoring									
SEASON	TEAM	GP-GS	MIN/AVG	FG-FGA	FG%	3FG-3FGA	3FG%	FT-FTA	FT%	OFF	DEF	TOT	AVG	PF	FO	A	TO	BLK	STL	PTS	AVG
2020-21	Pitt	12-1	104/8.7	2-7	.286	0-0	.000	5-10	.500	5	10	15	1.3	11-0	4	3	2	2	2	9	0.8
2021-22	Pitt	7-0	80/11.4	6-8	.750	0-0	.000	2-7	.286	5	9	14	2.0	11-0	1	1	2	1	1	14	2.0
<b>TOTAL</b>		<b>19-1</b>	<b>183/9.7</b>	<b>8-15</b>	<b>.533</b>	<b>0-0</b>	<b>.000</b>	<b>7-17</b>	<b>.412</b>	<b>10</b>	<b>19</b>	<b>29</b>	<b>1.5</b>	<b>22-0</b>	<b>5</b>	<b>4</b>	<b>4</b>	<b>3</b>	<b>3</b>	<b>23</b>	<b>1.2</b>

## CAREER HIGHS

Points	7, vs. Towson 11/19/21	2021-22	Career
FG	3 vs. Towson 11/19/21	-	-
FGA	3 vs. Towson 11/19/21	-	-
3FG	-	-	-
3FGA	-	-	-
FT	2, vs. Louisville, 12/22/20	-	-
FTA	3, vs. Northern Illinois, 12/5/20	-	-
Rebounds	4, 2x; last vs. The Citadel 11/9/21	-	-
Off. Rebounds	2, 2x; last vs. The Citadel 11/9/21	-	-
Def. Rebounds	4, at Miami, 12/16/20	-	-
Assists	2, vs. Northern Illinois, 12/5/20	4	8
Steals	1, 3x; last vs. Towson 11/19/21	1	2
Blocks	2, vs. Northern Illinois, 12/5/20	2	2
Minutes	27, vs. Louisville, 12/22/20	-	-
Double-Figure Points		-	-
5 or more Rebounds		-	-
3 or more Assists		-	-
2 or more Steals		-	-
10+ Minutes		4	8
20+ Minutes		1	2
Dunks		2	2
Offensive Fouls Drawn		-	-



# DAN OLADAPO | #4

SR-TR • F • 6-7 • 220

Bladensburg, Md. • Bladensburg / Oakland



Opponent	Date	GS	MIN	Total		3-Pointers		Free throws		Rebounds				PF	A	TO	BLK	STL	PTS	AVG
				FG-FGA	PCT	3FG-3FGA	PCT	FT-FTA	PCT	OFF	DEF	TOT	AVG							
The Citadel	11/09/2021		06:11	1-1	1.000	0-0	.000	0-0	.000	0	0	0	0.0	0	0	1	0	1	2	2.0
at West Virginia	11/12/2021		15:33	4-4	1.000	0-0	.000	0-2	.000	2	1	3	1.5	0	0	2	0	0	8	5.0
UNCW	11/16/2021	*	28:29	3-5	.600	0-0	.000	3-4	.750	4	1	5	2.7	0	1	3	0	1	9	6.3
Towson	11/19/2021	*	24:09	4-4	1.000	0-0	.000	3-4	.750	0	4	4	3.0	3	2	3	0	0	11	7.5
Vanderbilt	11/24/2021	*	22:40	2-5	.400	0-0	.000	1-2	.500	2	1	3	3.0	0	0	1	0	0	5	7.0
UMBC	11/27/2021	*	05:14	0-0	.000	0-0	.000	0-0	.000	0	0	0	2.5	0	0	1	0	0	0	5.8
Minnesota	11/30/2021		02:18	1-1	1.000	0-0	.000	0-0	.000	0	0	0	2.1	0	0	1	0	0	2	5.3
<b>Totals</b>		<b>4</b>	<b>104:34</b>	<b>15-20</b>	<b>.750</b>	<b>0-0</b>	<b>.000</b>	<b>7-12</b>	<b>.583</b>	<b>8</b>	<b>7</b>	<b>15</b>	<b>2.1</b>	<b>3</b>	<b>3</b>	<b>12</b>	<b>0</b>	<b>2</b>	<b>37</b>	<b>5.3</b>

SEASON	TEAM	GP-GS	MIN/AVG	Field Goals		3-Point		F-Throws		Rebounds				Scoring						
				FG-FGA	FG%	3FG-3FGA	3FG%	FT-FTA	FT%	OFF	DEF	TOT	AVG	PF-FO	A	TO	BLK	STL	PTS	AVG
2019-20	Oak	33-24	871/26.4	113-206	.549	0-3	.000	78-131	.595	83	124	207	6.3	59-1	42	63	7	22	304	9.2
2020-21	Oak	30-30	1015/33.8	160-281	.569	0-1	.000	66-124	.532	114	149	263	8.8	58-1	51	73	7	32	386	12.9
2021-22	Pitt	7-4	105/14.9	15-20	.750	0-0	.000	7-12	.583	8	7	15	2.1	3-0	3	12	0	2	37	5.3
<b>TOTAL FOR Pitt</b>		<b>7-4</b>	<b>105/14.9</b>	<b>15-20</b>	<b>.750</b>	<b>0-0</b>	<b>.000</b>	<b>7-12</b>	<b>.583</b>	<b>8</b>	<b>7</b>	<b>15</b>	<b>2.1</b>	<b>3-0</b>	<b>3</b>	<b>12</b>	<b>0</b>	<b>2</b>	<b>37</b>	<b>5.3</b>
<b>TOTAL</b>		<b>70-58</b>	<b>1990/28.4</b>	<b>288-507</b>	<b>.568</b>	<b>0-4</b>	<b>.000</b>	<b>151-267</b>	<b>.566</b>	<b>205</b>	<b>280</b>	<b>485</b>	<b>6.9</b>	<b>120-2</b>	<b>96</b>	<b>148</b>	<b>14</b>	<b>56</b>	<b>727</b>	<b>10.4</b>

## CAREER HIGHS

Points	25, at Robert Morris, 2/12/21
FG	11, at Milwaukee, 2/20/21
FGA	20, at Youngstown St., 3/2/21
3FG	-
3FGA	1, 4x; last at Michigan, 11/29/21
FT	9, 2x; last at Robert Morris, 2/12/21
FTA	14, vs. Goshen, 11/5/19
Rebounds	20, at Robert Morris, 2/12/21
Off. Rebounds	9, at UIC, 12/19/20
Def. Rebounds	14, at Robert Morris, 2/12/21
Assists	5, vs. Goshen, 11/5/19
Steals	4, at UIC, 12/19/20
Blocks	2, 2x; last at Milwaukee, 2/20/21
Minutes	48, vs. Green Bay, 2/23/20

	2021-22	Career
Double-Figure Points	1	6
Double-Figure Rebounds	-	15
5 or more Rebounds	1	49
4 or more Assists	2	4
2 or more Steals	9	12
20+ Minutes	3	59
30+ Minutes	-	34



# NATE SANTOS | #5

FR-HS • F • 6-7 • 190

Geneva, Ill. • Loomis Chaffee School [Conn.]



Opponent	Date	GS	MIN	Total		3-Pointers		Free throws		Rebounds				PF	A	TO	BLK	STL	PTS	AVG
				FG-FGA	PCT	3FG-3FGA	PCT	FT-FTA	PCT	OFF	DEF	TOT	AVG							
The Citadel	11/09/2021	*	27:37	2-8	.250	1-6	.167	0-0	.000	1	1	2	2.0	2	3	0	0	0	5	5.0
at West Virginia	11/12/2021	*	33:09	2-5	.400	1-3	.333	0-0	.000	1	5	6	4.0	2	1	4	0	2	5	5.0
UNCW	11/16/2021	*	19:06	3-3	1.000	0-0	.000	0-0	.000	0	3	3	3.7	2	1	1	0	0	6	5.3
Towson	11/19/2021	*	37:12	4-9	.444	4-8	.500	2-2	1.000	2	6	8	4.8	2	1	1	1	2	14	7.5
Vanderbilt	11/24/2021	*	33:27	5-14	.357	1-8	.125	0-1	.000	2	4	6	5.0	1	1	1	0	1	11	8.2
UMBC	11/27/2021	*	18:52	0-3	.000	0-2	.000	2-3	.667	0	1	1	4.3	1	2	1	0	1	2	7.2
Minnesota	11/30/2021		05:47	0-1	.000	0-1	.000	0-0	.000	1	0	1	3.9	0	0	0	0	0	0	6.1
<b>Totals</b>		<b>6</b>	<b>175:10</b>	<b>16-43</b>	<b>.372</b>	<b>7-28</b>	<b>.250</b>	<b>4-6</b>	<b>.667</b>	<b>7</b>	<b>20</b>	<b>27</b>	<b>3.9</b>	<b>10</b>	<b>9</b>	<b>8</b>	<b>1</b>	<b>6</b>	<b>43</b>	<b>6.1</b>

		Field Goals		3-Point		F-Throws		Rebounds				Scoring									
SEASON	TEAM	GP-GS	MIN/AVG	FG-FGA	FG%	3FG-3FGA	3FG%	FT-FTA	FT%	OFF	DEF	TOT	AVG	PF	FO	A	TO	BLK	STL	PTS	AVG
2021-22	Pitt	7-6	175/25.0	16-43	.372	7-28	.250	4-6	.667	7	20	27	3.9	10-0	9	8	1	6	43	6.1	
<b>TOTAL</b>		<b>7-6</b>	<b>175/25.0</b>	<b>16-43</b>	<b>.372</b>	<b>7-28</b>	<b>.250</b>	<b>4-6</b>	<b>.667</b>	<b>7</b>	<b>20</b>	<b>27</b>	<b>3.9</b>	<b>10-0</b>	<b>9</b>	<b>8</b>	<b>1</b>	<b>6</b>	<b>43</b>	<b>6.1</b>	

## CAREER HIGHS

Points	14, vs. Towson, 11/19/21	2021-22	Career
FG	5, vs. Vanderbilt, 11/24/21	2	2
FGA	14, vs. Vanderbilt, 11/24/21	-	-
3FG	4, vs. Towson, 11/19/21	3	3
3FGA	8, 2x; last vs. Vanderbilt, 11/24/21	-	-
FT	2, 2x; last vs. UMBC, 11/27/21	2	2
FTA	3, vs. UMBC, 11/27/21	4	4
Rebounds	8, vs. Towson, 11/19/21	3	3
Off. Rebounds	2, 2x; last vs. Vanderbilt, 11/24/21	1	1
Def. Rebounds	6, vs. Towson, 11/19/21	1	1
Assists	3, vs. The Citadel, 11/9/21	1	1
Steals	2, 2x; last vs. Towson, 11/19/21	1	1
Blocks	1, vs. Towson, 11/19/21	1	1
Minutes	37, vs. Towson, 11/19/21	1	1
Double-Figure Points		2	2
Double-Figure Rebounds		-	-
5 or more Rebounds		3	3
2 or more Blocks		-	-
2 or more Steals		2	2
20+ Minutes		4	4
30+ Minutes		3	3
Dunks		1	1
Offensive Fouls Drawn		1	1



# JAMRIUS BURTON | #11

SR-TR • G • 6-4 • 205

Charlotte, N.C. • Independence / Wichita State / Texas Tech



Opponent	Date	GS	MIN	Total		3-Pointers		Free throws		Rebounds				PF	A	TO	BLK	STL	PTS	AVG
				FG-FGA	PCT	3FG-3FGA	PCT	FT-FTA	PCT	OFF	DEF	TOT	AVG							
UNCW	11/16/2021		25:10	3-9	.333	1-1	1.000	0-0	.000	0	1	1	1.0	4	0	0	0	0	7	7.0
Towson	11/19/2021		28:41	4-12	.333	0-2	.000	3-4	.750	0	4	4	2.5	1	4	0	0	0	11	9.0
Vanderbilt	11/24/2021		27:56	4-9	.444	0-2	.000	1-3	.333	0	2	2	2.3	1	2	1	0	1	9	9.0
UMBC	11/27/2021		29:50	2-11	.182	1-4	.250	2-2	1.000	0	1	1	2.0	4	6	2	0	1	7	8.5
Minnesota	11/30/2021	*	29:55	2-11	.182	0-3	.000	2-2	1.000	0	1	1	1.8	2	3	1	0	0	6	8.0
<b>Totals</b>		<b>1</b>	<b>141:32</b>	<b>15-52</b>	<b>.288</b>	<b>2-12</b>	<b>.167</b>	<b>8-11</b>	<b>.727</b>	<b>0</b>	<b>9</b>	<b>9</b>	<b>1.8</b>	<b>12</b>	<b>15</b>	<b>4</b>	<b>0</b>	<b>2</b>	<b>40</b>	<b>8.0</b>

SEASON	TEAM	GP-GS	MIN/AVG	Field Goals		3-Point		F-Throws		Rebounds				Scoring						
				FG-FGA	FG%	3FG-3FGA	3FG%	FT-FTA	FT%	OFF	DEF	TOT	AVG	PF-FO	A	TO	BLK	STL	PTS	AVG
2018-19	WSU	37-28	891/24.1	78-200	.390	10-38	.263	55-77	.714	42	84	126	3.4	72-0	126	68	3	19	221	6.0
2019-20	WSU	30-24	816/27.2	113-257	.440	24-63	.381	59-90	.656	40	64	104	3.5	51-0	102	66	4	24	309	10.3
2020-21	TTU	23-4	433/18.8	38-94	.404	10-30	.333	14-19	.737	16	25	41	1.8	29-1	28	26	2	19	100	4.3
2021-22	Pitt	5-1	142/28.3	15-52	.288	2-12	.167	8-11	.727	0	9	9	1.8	12-0	15	4	0	2	40	8.0
<b>TOTAL FOR Pitt</b>	<b>5-1</b>	<b>142/28.3</b>	<b>15-52</b>	<b>.288</b>	<b>2-12</b>	<b>.167</b>	<b>8-11</b>	<b>.727</b>	<b>0</b>	<b>9</b>	<b>9</b>	<b>1.8</b>	<b>12-0</b>	<b>15</b>	<b>4</b>	<b>0</b>	<b>2</b>	<b>40</b>	<b>8.0</b>	
<b>TOTAL</b>	<b>95-57</b>	<b>2281/24.0</b>	<b>244-603</b>	<b>.405</b>	<b>46-143</b>	<b>.322</b>	<b>136-197</b>	<b>.690</b>	<b>98</b>	<b>182</b>	<b>280</b>	<b>2.9</b>	<b>164-1</b>	<b>271</b>	<b>164</b>	<b>9</b>	<b>64</b>	<b>670</b>	<b>7.1</b>	

## CAREER HIGHS

Points	18, vs. UT Martin, 11/16/19
FG	7, vs. Oral Roberts, 11/23/19
FGA	14, at Temple, 1/15/20
3FG	4, vs. UT Martin, 11/16/19
3FGA	7, at Memphis, 3/5/20
FT	6, vs. Providence, 11/9/18
FTA	10, vs. East Carolina, 1/1/20
Rebounds	8, 5x; last vs. VCU, 12/21/19
Off. Rebounds	5, vs. Oral Roberts, 12/19/18
Def. Rebounds	7, vs. UConn, 2/28/19
Assists	11, at Oklahoma St., 12/8/19
Steals	3, 3x; last vs. Troy, 12/4/20
Blocks	1, 9x; last vs. Arkansas, 3/21/21
Minutes	38, at UConn, 1/12/20

	2021-22	Career
Double-Figure Points	1	28
3 or more 3PT Field Goals	-	3
5 or more Rebounds	-	18
4 or more Assists	2	33
2 or more Steals	-	16
20+ Minutes	5	70
30+ Minutes	2	26



# ITHIEL HORTON | #12

R-JR-2L • G • 6-3 • 200

Vauxhall, N.J. • Roselle Catholic / Delaware



SEASON	TEAM	GP-GS	MIN/AVG	Field Goals		3-Point		F-Throws		Rebounds				Scoring						
				FG-FGA	FG%	3FG-FGA	3FG%	FT-FTA	FT%	OFF	DEF	TOT	AVG	PF-FO	AST	TO	BLK	STL	PTS	AVG
2018-19	UD	33-23	1076/32.6	151-349	.433	79-193	.409	55-70	.786	14	89	103	3.1	71-0	52	47	4	33	436	13.2
2020-21	Pitt	22-18	589/26.8	72-189	.381	43-116	.371	9-12	.750	8	43	51	2.3	34-0	35	24	3	12	196	8.9
<b>TOTAL FOR Pitt</b>		<b>22-18</b>	<b>589/26.8</b>	<b>72-189</b>	<b>.381</b>	<b>43-116</b>	<b>.371</b>	<b>9-12</b>	<b>.750</b>	<b>8</b>	<b>43</b>	<b>51</b>	<b>2.3</b>	<b>34-0</b>	<b>35</b>	<b>24</b>	<b>3</b>	<b>12</b>	<b>196</b>	<b>8.9</b>
<b>TOTAL</b>		<b>55-41</b>	<b>1665/30.3</b>	<b>223-538</b>	<b>.414</b>	<b>122-309</b>	<b>.395</b>	<b>64-82</b>	<b>.780</b>	<b>22</b>	<b>132</b>	<b>154</b>	<b>2.8</b>	<b>105-0</b>	<b>87</b>	<b>71</b>	<b>7</b>	<b>45</b>	<b>632</b>	<b>11.5</b>

## CAREER HIGHS

Points	31, at UNCW, 1/10/19	2021-22	Career
FG	10, at UNCW, 1/10/19	30+ Point Games	-
FGA	17, 2x; last vs. Navy, 12/5/18	20+ Point Games	8
3FG	9, at UNCW, 1/10/19	Double-Figure Points	32
3FGA	13, at UNCW, 1/10/19	5 or more Rebounds	9
FT	7, vs. Louisiana Tech, 11/26/18	4 or more Assists	6
FTA	7, 2x; last vs. William & Mary, 1/3/19	2 or more Steals	13
Rebounds	6, 3x; last vs. Syracuse, 1/16/21	20+ Minutes	48
Off. Rebounds	2, 3x; last at Northwestern, 2/9/20	30+ Minutes	31
Def. Rebounds	6, 3x; last vs. Syracuse, 1/16/21	40+ Minutes	4
Assists	6, vs. Delaware State, 12/19/18	Charges Drawn	-
Steals	4, at William & Mary, 2/2/19		
Blocks	1, 6x; last vs. Louisville, 12/22/20		
Minutes	50, at Columbia, 12/2/18		



# MOUHAMADOU GUEYE | #15



GR-TR • F • 6-9 • 210

Staten Island, N.Y. • Curtis / Stony Brook

Opponent	Date	GS	MIN	Total		3-Pointers		Free throws		Rebounds				PF	A	TO	BLK	STL	PTS	AVG
				FG-FGA	PCT	3FG-3FGA	PCT	FT-FTA	PCT	OFF	DEF	TOT	AVG							
The Citadel	11/09/2021	*	21:51	0-5	.000	0-2	.000	2-3	.667	1	7	8	8.0	3	0	1	0	0	2	2.0
at West Virginia	11/12/2021	*	32:12	5-9	.556	0-1	.000	0-0	.000	0	4	4	6.0	3	2	6	3	1	10	6.0
UNCW	11/16/2021		07:02	0-1	.000	0-0	.000	1-2	.500	1	3	4	5.3	1	0	1	2	0	1	4.3
Towson	11/19/2021		05:52	0-1	.000	0-1	.000	0-0	.000	0	2	2	4.5	4	1	1	1	0	0	3.3
Vanderbilt	11/24/2021		15:46	3-4	.750	0-0	.000	0-0	.000	2	4	6	4.8	0	0	3	0	1	6	3.8
UMBC	11/27/2021		30:31	5-9	.556	4-8	.500	0-0	.000	1	5	6	5.0	3	1	2	1	0	14	5.5
Minnesota	11/30/2021	*	34:13	1-5	.200	0-2	.000	0-0	.000	3	8	11	5.9	2	2	1	1	0	2	5.0
<b>Totals</b>		<b>3</b>	<b>147:27</b>	<b>14-34</b>	<b>.412</b>	<b>4-14</b>	<b>.286</b>	<b>3-5</b>	<b>.600</b>	<b>8</b>	<b>33</b>	<b>41</b>	<b>5.9</b>	<b>16</b>	<b>6</b>	<b>15</b>	<b>8</b>	<b>2</b>	<b>35</b>	<b>5.0</b>

SEASON	TEAM	GP-GS	MIN/AVG	Field Goals		3-Point		F-Throws		Rebounds				Scoring						
				FG-FGA	FG%	3FG-3FGA	3FG%	FT-FTA	FT%	OFF	DEF	TOT	AVG	PF-FO	A	TO	BLK	STL	PTS	AVG
2019-20	SBU	33-8	817/24.7	85-191	.445	13-43	.302	49-69	.710	39	171	210	6.4	84-1	49	50	65	14	232	7.0
2020-21	SBU	21-16	555/26.4	72-168	.429	10-29	.345	50-69	.725	34	116	150	7.1	52-0	43	53	65	17	204	9.7
2021-22	Pitt	7-3	147/21.1	14-34	.412	4-14	.286	3-5	.600	8	33	41	5.9	16-0	6	15	8	2	35	5.0
<b>TOTAL FOR Pitt</b>	<b>7-3</b>	<b>147/21.1</b>	<b>14-34</b>	<b>.412</b>	<b>4-14</b>	<b>.286</b>	<b>3-5</b>	<b>.600</b>	<b>8</b>	<b>33</b>	<b>41</b>	<b>5.9</b>	<b>16-0</b>	<b>6</b>	<b>15</b>	<b>8</b>	<b>2</b>	<b>35</b>	<b>5.0</b>	
<b>TOTAL</b>	<b>61-27</b>	<b>1519/24.9</b>	<b>171-393</b>	<b>.435</b>	<b>27-86</b>	<b>.314</b>	<b>102-143</b>	<b>.713</b>	<b>81</b>	<b>320</b>	<b>401</b>	<b>6.6</b>	<b>152-1</b>	<b>98</b>	<b>118</b>	<b>138</b>	<b>33</b>	<b>471</b>	<b>7.7</b>	

## CAREER HIGHS

Points	17, vs. UMBC, 2/7/21	2021-22	Career
FG	7, at St. John's, 12/6/20	2	19
FGA	16, vs. UMBC, 2/7/21	1	10
3FG	4, vs. UMBC, 11/27/21	4	46
3FGA	8, vs. UMBC, 11/27/21	2	37
FT	7, 2x; last at Vermont, 2/14/21	-	7
FTA	8, at Vermont, 2/14/21	-	6
Rebounds	14, 2x; last vs. Hartford, 1/30/21	4	48
Off. Rebounds	6, vs. UMass Lowell, 2/27/21	2	21
Def. Rebounds	11, at NJIT, 1/24/21	4	-
Assists	7, 2x; last vs. Point Park, 12/15/20		
Steals	4, vs. Point Park, 12/15/20		
Blocks	8, vs. UMBC, 2/7/21		
Minutes	35, vs. UMBC, 2/7/21		



# JOHN HUGLEY | #23

SO-HS • F • 6-9 • 240  
Cleveland, Ohio • Brush



Opponent	Date	GS	MIN	Total		3-Pointers		Free throws		Rebounds				PF	A	TO	BLK	STL	PTS	AVG	
				FG-FGA	PCT	3FG-3FGA	PCT	FT-FTA	PCT	OFF	DEF	TOT	AVG								
The Citadel	11/09/2021	*	34:41	10-20	.500	0-3	.000	7-13	.538	5	5	10	10.0	2	2	2	1	1	27	27.0	
at West Virginia	11/12/2021	*	24:06	7-10	.700	1-1	1.000	2-2	1.000	2	4	6	8.0	3	2	3	0	0	17	22.0	
UNCW	11/16/2021	*	34:20	4-11	.364	0-2	.000	5-5	1.000	4	7	11	9.0	1	3	2	0	1	13	19.0	
Towson	11/19/2021	*	19:13	2-6	.333	0-1	.000	3-5	.600	3	2	5	8.0	2	0	2	0	0	7	16.0	
Vanderbilt	11/24/2021	*	21:23	0-6	.000	0-2	.000	1-2	.500	1	3	4	7.2	3	2	2	0	0	1	13.0	
UMBC	11/27/2021	*	29:51	8-10	.800	0-0	.000	5-7	.714	2	5	7	7.2	4	1	4	0	0	21	14.3	
Minnesota	11/30/2021	*	34:58	9-16	.563	1-1	1.000	6-11	.545	5	9	14	8.1	3	0	3	1	1	25	15.9	
<b>Totals</b>			<b>7</b>	<b>198:33</b>	<b>40-79</b>	<b>.506</b>	<b>2-10</b>	<b>.200</b>	<b>29-45</b>	<b>.644</b>	<b>22</b>	<b>35</b>	<b>57</b>	<b>8.1</b>	<b>18</b>	<b>10</b>	<b>18</b>	<b>2</b>	<b>3</b>	<b>111</b>	<b>15.9</b>

				Field Goals		3-Point		F-Throws		Rebounds				Scoring						
SEASON	TEAM	GP-GS	MIN/AVG	FG-FGA	FG%	3FG-3FGA	3FG%	FT-FTA	FT%	OFF	DEF	TOT	AVG	PF-FO	A	TO	BLK	STL	PTS	AVG
2020-21	Pitt	7-1	103/14.8	15-38	.395	0-2	.000	6-10	.600	12	18	30	4.3	17-0	3	8	1	2	36	5.1
2021-22	Pitt	7-7	199/28.4	40-79	.506	2-10	.200	29-45	.644	22	35	57	8.1	18-0	10	18	2	3	111	15.9
<b>TOTAL</b>		<b>14-8</b>	<b>302/21.6</b>	<b>55-117</b>	<b>.470</b>	<b>2-12</b>	<b>.167</b>	<b>35-55</b>	<b>.636</b>	<b>34</b>	<b>53</b>	<b>87</b>	<b>6.2</b>	<b>35-0</b>	<b>13</b>	<b>26</b>	<b>3</b>	<b>5</b>	<b>147</b>	<b>10.5</b>

## CAREER HIGHS

Points	27, vs. The Citadel, 11/9/21	2021-22	Career
FG	10, vs. The Citadel, 11/9/21	6	6
FGA	20, vs. The Citadel, 11/9/21	3	3
3FG	1, 2x; last vs. Minnesota, 11/30/21	6	10
3FGA	3, vs. The Citadel, 11/9/21	1	1
FT	7, vs. The Citadel, 11/9/21	-	-
FTA	13, vs. The Citadel, 11/9/21	-	-
Rebounds	14, vs. Minnesota, 11/30/21	6	8
Off. Rebounds	5, 2x; last vs. Minnesota, 11/30/21	4	4
Def. Rebounds	9, vs. Minnesota, 11/30/21	2	3
Assists	3, vs. UNC Wilmington, 11/16/21	1	1
Steals	1, 5x; last vs. Minnesota, 11/30/21	-	-
Blocks	1, 3x; last vs. Minnesota, 11/30/21	2	3
Minutes	35, 2x; last vs. Minnesota, 11/30/21	1	1
Double-Figure Points		6	6
Double-Figure Rebounds		3	3
5 or more Rebounds		6	10
3 or more Assists		1	1
2 or more Steals		-	-
2 or more Blocks		-	-
20+ Minutes		6	8
30+ Minutes		4	4
Dunks		2	3
Offensive Fouls Drawn		1	1





# WILLIAM JEFFRESS | #24

S0-1L • G/F • 6-7 • 205  
Erie, Pa. • McDowell



Opponent	Date	GS	MIN	Total		3-Pointers		Free throws		Rebounds				PF	A	TO	BLK	STL	PTS	AVG
				FG-FGA	PCT	3FG-3FGA	PCT	FT-FTA	PCT	OFF	DEF	TOT	AVG							
The Citadel	11/09/2021	*	32:54	1-10	.100	0-5	.000	2-2	1.000	4	3	7	7.0	1	2	0	0	0	4	4.0
at West Virginia	11/12/2021	*	34:25	2-4	.500	0-0	.000	4-6	.667	2	5	7	7.0	3	2	3	0	1	8	6.0
UNCW	11/16/2021	*	26:08	3-6	.500	0-0	.000	1-5	.200	3	6	9	7.7	4	0	5	0	3	7	6.3
Towson	11/19/2021	*	38:31	2-5	.400	0-3	.000	3-4	.750	2	4	6	7.3	0	4	0	1	0	7	6.5
Vanderbilt	11/24/2021	*	23:50	0-6	.000	0-2	.000	4-4	1.000	1	0	1	6.0	0	0	2	2	1	4	6.0
UMBC	11/27/2021	*	34:07	3-7	.429	3-6	.500	0-2	.000	1	7	8	6.3	2	1	0	0	1	9	6.5
Minnesota	11/30/2021	*	37:42	2-4	.500	1-2	.500	0-0	.000	0	5	5	6.1	1	0	1	0	1	5	6.3
<b>Totals</b>		<b>7</b>	<b>227:37</b>	<b>13-42</b>	<b>.310</b>	<b>4-18</b>	<b>.222</b>	<b>14-23</b>	<b>.609</b>	<b>13</b>	<b>30</b>	<b>43</b>	<b>6.1</b>	<b>11</b>	<b>9</b>	<b>11</b>	<b>3</b>	<b>7</b>	<b>44</b>	<b>6.3</b>

SEASON	TEAM	GP-GS	MIN/AVG	Field Goals		3-Point		F-Throws		Rebounds				Scoring						
				FG-FGA	FG%	3FG-3FGA	3FG%	FT-FTA	FT%	OFF	DEF	TOT	AVG	PF-FO	A	TO	BLK	STL	PTS	AVG
2020-21	Pitt	16-4	273/17.1	13-57	.228	3-20	.150	10-16	.625	14	21	35	2.2	22-0	11	7	4	6	39	2.4
2021-22	Pitt	7-7	228/32.5	13-42	.310	4-18	.222	14-23	.609	13	30	43	6.1	11-0	9	11	3	7	44	6.3
<b>TOTAL</b>		<b>23-11</b>	<b>501/21.8</b>	<b>26-99</b>	<b>.263</b>	<b>7-38</b>	<b>.184</b>	<b>24-39</b>	<b>.615</b>	<b>27</b>	<b>51</b>	<b>78</b>	<b>3.4</b>	<b>33-0</b>	<b>20</b>	<b>18</b>	<b>7</b>	<b>13</b>	<b>83</b>	<b>3.6</b>

## CAREER HIGHS

Points	9, vs. UMBC, 11/27/21	2020-21	Career
FG	3, 5x; last vs. UMBC, 11/27/21	-	-
FGA	11, at Northwestern, 2/9/20	5 or more Rebounds	8
3FG	3, vs. UMBC, 11/27/21	3 or more Assists	1
3FGA	6, vs. UMBC, 11/27/21	2 or more 3PT FG	-
FT	4, 3x; last vs. Vanderbilt, 11/24/21	2 or more Steals	2
FTA	6, at West Virginia, 11/12/21	20+ Minutes	12
Rebounds	9, vs. UNC Wilmington, 11/16/21	30+ Minutes	7
Off. Rebounds	4, 2x; last vs. The Citadel, 11/9/21	Dunks	3
Def. Rebounds	7, vs. UMBC, 11/27/21	Offensive Fouls Drawn	6
Assists	4, vs. Towson, 11/19/21		
Steals	3, vs. UNC Wilmington, 11/16/21		
Blocks	2, 2x; last vs. Vanderbilt, 11/24/21		
Minutes	39, vs. Towson, 11/19/21		



# ONYEBUCHI EZEAKUDO | #31

SR-2L • G • 6-0 • 180  
Fort Wayne, Ind. • Homestead



Opponent	Date	GS	MIN	Total		3-Pointers		Free throws		Rebounds				PF	A	TO	BLK	STL	PTS	AVG
				FG-FGA	PCT	3FG-3FGA	PCT	FT-FTA	PCT	OFF	DEF	TOT	AVG							
The Citadel	11/09/2021		22:39	0-0	.000	0-0	.000	0-0	.000	0	3	3	3.0	1	3	0	0	1	0	0.0
at West Virginia	11/12/2021		20:48	1-1	1.000	1-1	1.000	1-2	.500	0	1	1	2.0	1	3	4	0	0	4	2.0
UNCW	11/16/2021		13:16	0-1	.000	0-0	.000	0-2	.000	0	0	0	1.3	1	0	2	0	1	0	1.3
Towson	11/19/2021		01:26	0-0	.000	0-0	.000	0-0	.000	0	0	0	1.0	0	0	0	0	0	1.0	
Vanderbilt	11/24/2021		02:56	0-0	.000	0-0	.000	0-0	.000	0	0	0	0.8	0	1	0	0	0	0.8	
UMBC	11/27/2021		09:16	1-1	1.000	1-1	1.000	0-0	.000	0	0	0	0.7	0	0	0	0	0	3	1.2
Minnesota	11/30/2021		19:53	2-5	.400	1-3	.333	0-0	.000	0	0	0	0.6	1	3	0	0	0	5	1.7
<b>Totals</b>		<b>0</b>	<b>90:14</b>	<b>4-8</b>	<b>.500</b>	<b>3-5</b>	<b>.600</b>	<b>1-4</b>	<b>.250</b>	<b>0</b>	<b>4</b>	<b>4</b>	<b>0.6</b>	<b>4</b>	<b>10</b>	<b>6</b>	<b>0</b>	<b>2</b>	<b>12</b>	<b>1.7</b>

SEASON	TEAM	GP-GS	MIN/AVG	Field Goals		3-Point		F-Throws		Rebounds				Scoring						
				FG-FGA	FG%	3FG-3FGA	3FG%	FT-FTA	FT%	OFF	DEF	TOT	AVG	PF-FO	A	TO	BLK	STL	PTS	AVG
2018-19	Pitt	2-0	5/2.4	0-1	.000	0-1	.000	0-0	.000	1	0	1	0.5	0-0	3	0	0	1	0	0.0
2019-20	Pitt	13-0	39/3.0	1-4	.250	0-2	.000	0-0	.000	2	4	6	0.5	1-0	3	3	0	4	2	0.2
2020-21	Pitt	9-1	44/4.8	4-5	.800	3-3	1.000	0-0	.000	0	3	3	0.3	5-0	5	4	0	3	11	1.2
2021-22	Pitt	7-0	90/12.9	4-8	.500	3-5	.600	1-4	.250	0	4	4	0.6	4-0	10	6	0	2	12	1.7
<b>TOTAL</b>		<b>31-1</b>	<b>178/5.7</b>	<b>9-18</b>	<b>.500</b>	<b>6-11</b>	<b>.545</b>	<b>1-4</b>	<b>.250</b>	<b>3</b>	<b>11</b>	<b>14</b>	<b>0.5</b>	<b>10-0</b>	<b>21</b>	<b>13</b>	<b>0</b>	<b>10</b>	<b>25</b>	<b>0.8</b>

## CAREER HIGHS

Points	5, vs. Minnesota, 11/30/21
FG	2, vs. Minnesota, 11/30/21
FGA	5, vs. Minnesota, 11/30/21
3FG	1, 6x; last vs. Minnesota, 11/30/21
3FGA	3, vs. Minnesota, 11/30/21
FT	1, at West Virginia, 11/12/21
FTA	2, 2x; last vs. UNC Wilmington, 11/16/21
Rebounds	3, vs. The Citadel, 11/9/21
Off. Rebounds	1, 3x; last vs. Monmouth, 11/18/19
Def. Rebounds	3, vs. The Citadel, 11/9/21
Assists	3, 3x; last vs. Minnesota, 11/30/21
Steals	2, vs. Arkansas Pine Bluff, 11/21/19
Blocks	-
Minutes	23, vs. The Citadel, 11/9/21

	2021-22	Career
5 or more Points	1	1
3 or more Rebounds	1	1
2 or more Steals	-	1
3 or more Assists	3	3
10+ Minutes	4	6
20+ Minutes	3	3



# MAX AMADASUN | #35

SO-1L • C • 6-10 • 230

Dublin, Ireland • Our Saviour Lutheran [N.Y.]



Opponent	Date	GS	MIN	Total		3-Pointers		Free throws		Rebounds				PF	A	TO	BLK	STL	PTS	AVG
				FG-FGA	PCT	3FG-3FGA	PCT	FT-FTA	PCT	OFF	DEF	TOT	AVG							
The Citadel	11/09/2021		03:12	0-0	.000	0-0	.000	0-0	.000	0	1	1	1.0	1	0	0	0	0	0	0.0
at West Virginia	11/12/2021		01:59	0-0	.000	0-0	.000	0-0	.000	0	1	1	1.0	1	0	1	0	1	0	0.0
UNCW	11/16/2021		06:02	0-0	.000	0-0	.000	1-2	.500	1	0	1	1.0	0	0	1	1	0	1	0.3
Towson	11/19/2021		05:10	1-1	1.000	0-0	.000	0-0	.000	0	1	1	1.0	1	0	1	0	0	2	0.8
Vanderbilt	11/24/2021		01:34	0-0	.000	0-0	.000	0-0	.000	0	0	0	0.8	1	1	0	0	0	0	0.6
<b>Totals</b>		<b>0</b>	<b>17:57</b>	<b>1-1</b>	<b>1.000</b>	<b>0-0</b>	<b>.000</b>	<b>1-2</b>	<b>.500</b>	<b>1</b>	<b>3</b>	<b>4</b>	<b>0.8</b>	<b>4</b>	<b>1</b>	<b>3</b>	<b>1</b>	<b>1</b>	<b>3</b>	<b>0.6</b>

		Field Goals		3-Point		F-Throws		Rebounds				Scoring								
SEASON	TEAM	GP-GS	MIN/AVG	FG-FGA	FG%	3FG-FGA	3FG%	FT-FTA	FT%	OFF	DEF	TOT	AVG	PF-FO	AST	TO	BLK	STL	PTS	AVG
2020-21	Pitt	4-0	12/3.0	1-5	.200	0-0	.000	0-0	.000	1	2	3	0.8	2-0	0	0	0	0	2	0.5
<b>TOTAL</b>		<b>4-0</b>	<b>12/3.0</b>	<b>1-5</b>	<b>.200</b>	<b>0-0</b>	<b>.000</b>	<b>0-0</b>	<b>.000</b>	<b>1</b>	<b>2</b>	<b>3</b>	<b>0.8</b>	<b>2-0</b>	<b>0</b>	<b>0</b>	<b>0</b>	<b>0</b>	<b>2</b>	<b>0.5</b>

## CAREER HIGHS

Points	2, 2x; last vs. Vanderbilt, 11/24/21	2021-22	Career
FG	1, 2x; last vs. Vanderbilt, 11/24/21	Double-Figure Points	-
FGA	4, vs. Notre Dame, 1/30/21	5 or more Rebounds	-
3FG	-	2 or more Blocks	-
3FGA	-	2 or more Steals	-
FT	-	10+ Minutes	-
FTA	-	20+ Minutes	-
Rebounds	3, vs. Notre Dame, 1/30/21	Dunks	-
Off. Rebounds	1, vs. Notre Dame, 1/30/21	Offensive Fouls Drawn	-
Def. Rebounds	2, vs. Notre Dame, 1/30/21		
Assists	-		
Steals	1, vs. Vanderbilt, 11/24/21		
Blocks	-		
Minutes	5, vs. Notre Dame, 1/30/21		



# JEFF CAPEL | DUKE '97

Head Coach • Fourth Season at Pitt (13th overall)

Overall Record: 204-163 (.556)

Conference Record: 98-104 (.485)

## CAPEL RECORD WHEN

	2021-22	at Pitt	Total
Overall	2-5	42-53	204-163
Home	2-4	31-24	132-52
Road	0-1	5-26	45-87
Neutral	-	6-3	27-25
Conf. Regular Season	-	15-39	98-104
Home	-	12-16	63-38
Road	-	3-23	35-66
Conference Tournament	-	2-3	12-11
NCAA Tournament	-	-	4-3
NIT	-	-	0-1
Regular Season Non-Con	2-5	25-11	90-44
Home	2-4	19-8	64-13
Road	0-1	2-3	10-19
Neutral	-	4-0	16-12
Leading at the half	1-1	28-9	159-31
Trailing at the half	1-4	11-44	39-130
Tied at the half	-	3-0	6-2
Shoots 60% or better	-	2-0	8-0
Shoots 50% or better	0-1	11-3	83-11
Shoots under 30%	-	0-4	0-7
Holds Opp. to less than 50%	2-4	40-40	198-115
Holds Opp. to less than 40%	2-1	28-7	120-17
Holds Opp. to less than 30%	1-0	3-0	18-0
Outrebounds Opp.	1-4	23-19	134-45
20 or more assists	-	5-0	24-0
10 or more 3FG	0-1	3-5	30-17
More made FTs than Opp.	2-4	33-26	146-45
Overtime Games	-	1-2	14-5
Double-overtime games	-	-	2-1
vs. Ranked Opponents (AP)	-	2-13	10-47
vs. Unranked Opponents	2-5	39-39	193-115
In November	2-5	16-9	39-24
In December	-	11-4	48-20
In January	-	8-14	56-40
In February	-	3-19	38-54
In March	-	4-7	23-25
Scores 59 points or less	1-3	3-21	12-64
Scores 60+ points	1-2	38-31	191-98
Scores 70+ points	0-1	28-13	146-36
Scores 80+ points	-	11-1	68-5
Scores 90+ points	-	4-0	27-1
Scores 100+ points	-	-	3-0

## BY THE NUMBERS

### Team Accomplishments

Overall record	204-163 (.556)
30-win seasons	1
25-win seasons	1
20-win seasons	3
20-win/10-league win seasons	2
10-win league seasons	4

### National Achievements

NCAA Tournament appearances	3
NCAA Tournament record	4-3
Sweet Sixteen appearances	1
Earned a high seed (1-4)	1
Total postseason appearances (NIT & NCAA)	4

### Conference Achievements

Total conference titles	2
Tournament	1
Regular Season	1
Regular season W-L	98-104 (.485)
ACC	15-39
Big 12	33-43
Colonial Athletic Conference	50-22
Conference Tournament W-L	12-11
ACC	2-3
Big 12	3-5
Colonial Athletic Conference	7-3
Tournament title game appearances	2

### In The Associated Press Poll

Weeks ranked	22
Highest ranking	2 (3x)
Highest final ranking	7 (2009)
Weeks in the AP Top 10	16
Record when ranked	33-9

### Honors & Awards

National Player of the Year	1 (Blake Griffin)
All-America selections	1
Conference Player of the Year	2
Conference Rookie of the Year	2
All-Conference selections	12
Conference All-Defensive Team selections	1
Conference All-Freshman Team selections	5
Academic All-Conference	16

### In The NBA Draft

First round draft picks (as a head coach)	2
Highest draft pick	No. 1 (Blake Griffin)
Lottery picks	1
Total draft picks	6
First round draft picks (as a head coach & ast. coach)	18
Highest draft pick	No. 1 (Blake Griffin)
Lottery picks	10
Total draft picks	27

### On the Recruiting Trail

McDonald's All-Americans signed (as a head coach)	4
McDonald's All-Americans signed (as a head coach & ast. coach)	23
Top 10 recruiting classes (as a head coach & ast. coach)	6

## YEAR-BY-YEAR RECORDS

Year	Overall		Conference		Con. Tourn.		NCAA		NIT		RS Non-Conf.		Home		Road		Neutral		vs. Top-25	
	W-L	Pct.	W-L	Pct.	W-L	Pct.	W-L	Pct.	W-L	Pct.	W-L	Pct.	W-L	Pct.	W-L	Pct.	W-L	Pct.	W-L	Pct.
<b>VCU</b>																				
2002-03	18-10	.643	12-6	.667	1-1	.500	0-0	.000	0-0	.000	5-3	.625	12-3	.800	5-6	.455	1-1	.500	0-0	.000
2003-04	23-8	.742	14-4	.778	3-0	1.000	0-1	.000	0-0	.000	6-3	.667	12-3	.800	8-4	.667	3-1	.750	0-2	.000
2004-05	19-13	.594	13-5	.722	2-1	.667	0-0	.000	0-1	.000	4-6	.444	11-4	.733	6-8	.429	2-1	.677	0-1	.000
2005-06	19-10	.655	11-7	.611	1-1	.500	0-0	.000	0-0	.000	7-2	.778	12-2	.857	6-7	.462	1-1	.500	0-0	.000
<b>Oklahoma</b>																				
2006-07	16-15	.516	6-10	.375	1-1	.500	0-0	.000	0-0	.000	9-4	.692	12-4	.750	1-8	.111	3-3	.500	1-8	.111
2007-08	23-12	.657	9-7	.563	1-1	.500	1-1	.500	0-0	.000	12-3	.800	14-3	.824	5-6	.455	4-3	.571	3-8	.273
2008-09	30-6	.833	13-3	.813	0-1	.000	3-1	.750	0-0	.000	14-1	.933	16-1	.941	8-3	.727	6-2	.750	4-3	.571
*2009-10	13-18	.419	4-12	.250	0-1	.000	0-0	.000	0-0	.000	9-5	.643	11-4	.733	1-10	.091	1-4	.200	1-4	.200
2010-11	14-18	.438	5-11	.313	1-1	.500	0-0	.000	0-0	.000	8-6	.571	12-4	.750	1-9	.100	1-5	.167	0-8	.000
<b>Pitt</b>																				
2018-19	14-19	.424	3-15	.167	1-1	.500	-	-	-	-	10-3	.769	11-7	.611	0-11	.000	3-1	.750	1-7	.125
2019-20	16-17	.485	6-14	.300	1-1	.500	-	-	-	-	9-2	.818	11-7	.611	2-9	.182	3-1	.750	0-4	.000
2020-21	10-12	.455	6-10	.375	0-1	.000	-	-	-	-	4-1	.800	7-6	.539	3-5	.375	0-1	.000	1-2	.333
2021-22	2-5	.286	-	-	-	-	-	-	-	-	2-5	.286	2-4	.333	0-1	.000	-	-	-	-
<b>Career</b>	<b>204-163</b>	<b>.556</b>	<b>98-104</b>	<b>.485</b>	<b>12-11</b>	<b>.522</b>	<b>4-3</b>	<b>.571</b>	<b>0-1</b>	<b>.000</b>	<b>92-45</b>	<b>.672</b>	<b>132-52</b>	<b>.717</b>	<b>45-87</b>	<b>.341</b>	<b>27-25</b>	<b>.519</b>	<b>10-47</b>	<b>.175</b>

\* Oklahoma vacated 13 regular season wins, including four conference wins, due to use of an ineligible player during the 2009-10 season; vacated wins not included in career totals

# 2021-22 PITT BASKETBALL CHART

Overall Record: 2-5 (Home: 2-4; Road: 0-1; Neutral: 0-0)

ACC Record: 0-0 (Home: 0-0; Road: 0-0)

Date	Opponent	Time/ Result	Pitt High Scorer	Opponent High Scorer	Pitt High Rebounder	Opponent High Rebounder	Pitt High Assists	Att.
N. 9	THE CITADEL	L, 78-63	HUGLEY (27)	ROCHE (27)	HUGLEY (10)	BROWN (7)	ODUKALE (4)	7,585
<b>Backyard Brawl</b>								
N. 12	at West Virginia	L, 74-59	Hugley (17)	Bridges (18)	Jeffress (7)	Bridges (6)	Odukale (4)	14,100#
N. 16	UNC WILMINGTON	W, 59-51	ODUKALE (15)	WHITE (14)	HUGLEY (11)	BAKER (8)	ODUKALE & HUGLEY (3)	7,261
N. 19	TOWSON	W, 63-59	SANTOS (14)	HOLDEN (25)	SANTOS (8)	PAAR & HOLDEN (7)	THREE WITH (4)	7,612
N. 24	VANDERBILT	L, 68-52	ODUKALE (14)	THOMAS (14)	SANTOS & GUEYE (6)	WRIGHT (7)	THREE WITH (2)	7,460
N. 27	UMBC	L, 87-77	HUGLEY (21)	KENNEDY (19)	JEFFRESS (8)	WOJCIK (5)	BURTON (6)	7,400
<b>ACC / Big Ten Challenge</b>								
N. 30	MINNESOTA	L, 54-53	HUGLEY (25)	BATTLE (16)	HUGLEY (14)	BATTLE (7)	ODUKALE (5)	7,736
D. 3	at Virginia *	8 pm						
<b>Gotham Classic</b>								
D. 9	COLGATE	8 PM						
D. 12	MONMOUTH	7 PM						
D. 18	+ vs. St. John's	12 pm						
D. 21	JACKSONVILLE	2 PM						
D. 28	NOTRE DAME *	8 PM						
J. 1	at Virginia Tech *	4 pm						
J. 5	at Louisville *	7 pm						
J. 8	BOSTON COLLEGE *	4 PM						
J. 11	at Syracuse *	7 pm						
J. 15	LOUISVILLE *	4 PM						
J. 19	VIRGINIA *	9 PM						
J. 22	at Clemson *	6 pm						
J. 25	SYRACUSE *	8 PM						
J. 29	at Boston College *	4 pm						
F. 2	at Wake Forest *	7 pm						
F. 5	VIRGINIA TECH *	7 PM						
F. 9	at Florida State *	9 pm						
F. 12	NC STATE *	3 PM						
F. 16	at North Carolina *	8 pm						
F. 19	GEORGIA TECH *	7 PM						
F. 22	MIAMI *	8 PM						
M. 1	DUKE *	8 PM						
M. 5	at Notre Dame *	TBD						

## ACC Tournament

M. 8-12 < ACC Tournament

[-/-] Pitt / Opponent AP Poll rank

+ - Madison Square Garden (New York)

\* ACC contest

< Barclays Center (Brooklyn, N.Y.)

All Game times are Eastern Time Zone

HOME GAMES IN BOLD CAPS

# denotes sellout

## 2021-22 ATTENDANCE FIGURES

Site	Games	Total	Average
Home	6	45,054	7,509
Away	1	14,100	14,100
Neutral	-	-	-
<b>Totals</b>	<b>7</b>	<b>59,154</b>	<b>8,450</b>

## PITT BY THE NUMBERS

Seasons of Men's Basketball	115th
Total Games	2,853
All-time record	1,649-1,204
All-time ACC record (regular season only)	47-97 (9th season)
NCAA Tournament Appearances	26 (last in 2016)
NIT Appearances	9 (last in 2015)
20+ Win Seasons	22 (last in 2016)
30+ Win Seasons	2 (last in 2004)
Overtime Games	110 (60-50)
Pitt 100-Point Games	43 (43-0)
Consecutive games holding opponents under .500 shooting	6
Consecutive games holding opponents under 100 points	135
Consecutive games scoring at least 70 points	0

# TEAM GAME HIGHS & LOWS

		PITT	OPPONENT
Points 1st Half	High Low	44 vs. UMBC (11/27/21) 23 vs. Vanderbilt (11/24/21)	55 by UMBC (11/27/21) 21 by UNC Wilmington (11/16/21)
Points 2nd Half	High Low	37 vs. Towson (11/19/21) 25 vs. UNC Wilmington (11/16/21)	44 by Vanderbilt (11/24/21) 30, 2x; last by Towson (11/19/21)
Total Points	High Low	77 vs. UMBC (11/27/21) 52 vs. Vanderbilt (11/24/21)	87 by UMBC (11/27/21) 51 by UNC Wilmington (11/16/21)
FG Made	High Low	25 vs. UMBC (11/27/21) 18 vs. Vanderbilt (11/24/21)	30 by West Virginia (11/12/21) 17 by UNC Wilmington (11/16/21)
FG Attempted	High Low	60 vs. The Citadel (11/9/21) 40 at West Virginia (11/12/21)	63 by The Citadel (11/9/21) 52, 2x; last by UMBC (11/27/21)
FG Percentage	High Low	.575 [23-of-40] at West Virginia (11/12/21) .353 [23-of-60] vs. The Citadel (11/9/21)	.508 [30-of-59] by West Virginia (11/12/21) .288 [17-of-59] by UNC Wilmington (11/16/21)
3-Pt. FG Made	High Low	11 vs. UMBC (11/27/21) 1 vs. UNC Wilmington (11/16/21)	14 by UMBC (11/27/21) 6 by UNC Wilmington (11/16/21)
3-Pt. FG Att.	High Low	26 vs. UMBC (11/27/21) 4 vs. UNC Wilmington (11/16/21)	36 by The Citadel (11/9/21) 22 by West Virginia (11/12/21)
3-Pt. FG Pct.	High Low	.500 [3-of-6] at West Virginia (11/12/21) .118 [2-of-17] vs. The Citadel (11/9/21)	.452 [14-of-31] by UMBC (11/27/21) .261 [6-of-23] by UNC Wilmington (11/16/21)
FT Made	High Low	16, 3x; last vs. UMBC (11/27/21) 10, 2x; last vs. Minnesota (11/30/21)	23 by UMBC (11/27/21) 3 by Minnesota (11/30/21)
FT Attempted	High Low	31 vs. The Citadel (11/9/21) 15 vs. Minnesota (11/30/21)	27 by UMBC (11/27/21) 5 by Minnesota (11/30/21)
FT Percentage	High Low	.737 [14-of-19] vs. Vanderbilt (11/24/21) .484 [15-of-31] vs. The Citadel (11/9/21)	.852 [23-of-27] by UMBC (11/27/21) .455 [5-of-11] by West Virginia (11/12/21)
Off. Rebounds	High Low	16 vs. The Citadel (11/9/21) 8, 2x; last vs. UMBC (11/27/21)	13 by Towson (11/19/21) 3 by UMBC (11/27/21)
Def. Rebounds	High Low	32 vs. UNC Wilmington (11/16/21) 21 vs. Vanderbilt (11/24/21)	30 by The Citadel (11/9/21) 11 by West Virginia (11/12/21)
Total Rebounds	High Low	47 vs. UNC Wilmington (11/16/21) 30 vs. Vanderbilt (11/24/21)	39 by The Citadel (11/9/21) 20 by West Virginia (11/12/21)
Assists	High Low	16 vs. Towson (11/19/21) 8 vs. UNC Wilmington (11/16/21)	20 by UMBC (11/27/21) 8 by UNC Wilmington (11/16/21)
Blocked Shots	High Low	5 vs. Towson (11/19/21) 1 vs. UMBC (11/27/21)	11 by West Virginia (11/12/21) 0 by UMBC (11/27/21)
Steals	High Low	7 at West Virginia (11/12/21) 3, 2x; last vs. UMBC (11/27/21)	17 by West Virginia (11/12/21) 2 by Minnesota (11/30/21)
Turnovers	High Low	32 at West Virginia (11/12/21) 10 vs. The Citadel (11/9/21)	14 by West Virginia (11/12/21) 7 by Minnesota (11/30/21)
Personal Fouls	High Low	18 vs. UMBC (11/27/21) 11, 2x; last vs. Minnesota (11/30/21)	24 by UNC Wilmington (11/16/21) 15 by Vanderbilt (11/24/21)

# INDIVIDUAL GAME HIGHS & LOWS

	PITT	OPPONENT
Points	27, John Hugley vs. The Citadel (11/9/21)	27, Jason Roche, The Citadel (11/9/21)
FG Made	10, John Hugley vs. The Citadel (11/9/21)	9, Cameron Holden, Towson (11/19/21)
FG Attempted	20, John Hugley vs. The Citadel (11/9/21)	20, Taz Sherman, West Virginia (11/12/21)
3-Pt. FG Made	4, 2x; last Mouhamadou Gueye vs. UMBC (11/27/21)	8, Jason Roche, The Citadel (11/9/21)
3-Pt. FG Attempted	8, 3x; last Mouhamadou Gueye vs. UMBC (11/27/21)	14, Jason Roche, The Citadel (11/9/21)
FT Made	7, 3x; last Femi Odukale vs. UMBC (11/27/21)	7, Trazarien White, UNC Wilmington (11/16/21)
FT Attempted	13, John Hugley vs. The Citadel (11/9/21)	9, Trazarien White, UNC Wilmington (11/16/21)
Rebounds	14, John Hugley vs. Minnesota (11/30/21)	8, James Baker, UNC Wilmington (11/16/21)
Offensive Rebounds	5, 2x; last John Hugley vs. Minnesota (11/30/21)	5, Trazarien White, UNC Wilmington (11/16/21)
Defensive Rebounds	9, John Hugley vs. Minnesota (11/30/21)	7,2x; last Jamison Battle, Minnesota (11/30/21)
Assists	6, Jamarius Burton vs. UMBC (11/27/21)	8, Darnell Rodgers, UMBC (11/27/21)
Turnovers	8, Femi Odukale at West Virginia (11/12/21)	4, Tyler Mofte, The Citadel (11/9/21)
Blocked Shots	3, Mouhamadou Gueye at West Virginia (11/12/21)	5, Jalen Bridges, West Virginia (11/12/21)
Steals	3, 2x; last William Jeffress vs. UNC Wilmington (11/16/21)	7, Kedrian Johnson, West Virginia (11/12/21)
Minutes	38:31, William Jeffress vs. Towson (11/19/21)	39:58, Jamison Battle, Towson (11/30/21)

## GAME-BY-GAME COMPARISON

Opponent	1st Half	2nd Half	Final	FG	FG PCT	3FG	3FG PCT	FT	FT PCT	REB	ASTS	TO	BLKS	STLS	FOULS
The Citadel	31-43	32-36	63-78	23-60/29-63	.383/.460	2-17/13-36	.118/.361	15-31/7-11	.484/.636	43/39	14/18	8/10	2/2	6/5	16/23
at West Virginia	24-36	35-38	74-59	23-40/30-59	.565/.508	3-6/9-22	.500/.409	10-17/5-11	.588/.455	36/20	15/15	32/14	4/11	7/17	17/17
UNC Wilmington	34-21	25-30	59-51	21-49/17-59	.429/.288	1-4/6-23	.250/.261	16-29/11-17	.562/.647	47/33	8/8	17/10	4/3	6/9	14/24
Towson	26-29	37-30	63-59	21-47/21-56	.447/.362	5-18/7-27	.278/.259	16-26/10-18	.615/.556	36/36	16/14	11/8	5/2	3/7	16/21
Vanderbilt	23-24	29-44	52-66	18-50/25-52	.360/.481	2-15/10-25	.133/.400	14-19/8-11	.737/.727	30/30	9/13	13/10	3/2	5/8	11/15
UMBC	44-55	33-32	77-87	25-54/25-32	.463/.481	11-26/14-31	.423/.452	16-22/23-27	.727/.852	34/26	15/20	14/8	1/0	3/6	20/16
Minnesota	24-23	29-32	53-54	20-52/22-59	.385/.373	3-15/7-19	.200/.366	10-15/3-5	.667/.600	40/33	13/11	12/7	3/1	4/2	11/16

## GAME-BY-GAME SPECIALTY STATS

Opponent	Points in the Paint		Points Off Turnovers		2nd Chance Points		Fast Break Points		Bench Scoring	
	Pitt	Opp	Pitt	Opp	Pitt	Opp	Pitt	Opp	Pitt	Opp
The Citadel	34	28	9	8	4	16	4	8	5	10
at West Virginia	34	34	13	34	13	8	11	21	12	20
UNC Wilmington	34	20	9	12	18	4	8	12	9	20
Towson	20	24	9	13	11	10	11	10	20	7
Vanderbil	26	28	10	14	11	8	2	14	17	23
UMBC	26	12	5	17	6	7	10	7	26	33
Minnesota	28	20	8	16	10	6	6	3	9	6

## GAME-BY-GAME CHART

Opponent	Jersey	Tip	Largest Pitt Lead	Largest Pitt Deficit	No. of Ties	No. of Lead Changes	Pitt Led For	Opp Led For	Game Tied For	Pitt's First Sub
The Citadel	White	Cit	2	18	0	1	0:26	39:00	0:34	Collier
at West Virginia	BLue	Pitt	4	21	2	3	3:56	34:10	1:54	Ezeakudo
UNC Wilmington	White	Pitt	17	-	1	-	39:13	0:00	0:47	Ezeakudo, Burton
Towson	White	Towson	4	7	8	9	10:46	23:59	5:15	Collier, Burton, Gueye
Vanderbilt	White	Vandy	9	20	3	4	11:09	26:22	2:29	Collier, Burton
UMBC	White	Pitt	5	15	2	1	6:17	30:13	3:30	Collier, Burton, Gueye
Minnesota	White	Minnesota	8	6	8	12	21:57	10:36	7:27	Ezeakudo

# PLAYER SEASON & CAREER HIGHS

	2021-22	CAREER
<b>1 - Chris Payton</b>		
Pts	2 vs. Towson (11/19/21)	same
Rebs	1, 4x; last vs. Towson (11/19/21)	same
Asts	1 vs. Vanderbilt (11/24/21)	same
Blks	1 vs. UNC Wilmington (11/16/21)	same
Stls	1 at West Virginia (11/12/21)	same
Mins	4 vs. Towson (11/19/21)	same
<b>2 - Femi Odukale</b>		
Pts	20 vs. The Citadel (11/9/21)	28 vs. Miami (3/9/21)
Rebs	7, 2x; last vs. UMBC (11/27/21)	7, 3x; last vs. UMBC (11/27/21)
Asts	5 vs. Minnesota (11/30/21)	8 vs. Syracuse (1/16/21)
Blks	1, 4x; last vs. Vanderbilt (11/24/21)	1, 9x; last vs. Vanderbilt (11/24/21)
Stls	3 vs. The Citadel (11/9/21)	4 at Clemson (3/6/21)
Mins	36 vs. The Citadel (11/9/21)	38 at NC State (2/28/21)
<b>3 - Noah Collier</b>		
Pts	7 vs. Towson (11/19/21)	same
Rebs	3, 3x; last vs. UMBC (11/27/21)	4 at Miami (12/16/20)
Asts	1 at West Virginia (11/12/21)	2 vs. Northern Illinois (12/5/20)
Blks	1, 2x; last vs. Towson (11/19/21)	2 vs. Northern Illinois (12/5/20)
Stls	1 vs. Towson (11/19/21)	1, 3x; last vs. Towson (11/19/21)
Mins	21 vs. Towson (11/19/21)	27 vs. Louisville (12/22/20)
<b>4 - Dan Oladapo</b>		
Pts	11 vs. Towson (11/19/21)	25 at Robert Morris (2/12/21)
Rebs	5 vs. UNC Wilmington (11/16/21)	20 at Robert Morris (2/12/21)
Asts	2 vs. Towson (11/19/21)	5 vs. Goshen (11/5/19)
Blks	-	2, 2x; last at Milwaukee (2/20/21)
Stls	1, 2x; last vs. UNC Wilmington (11/16/21)	4 at UIC (12/20/20)
Mins	28 vs. UNC Wilmington (11/16/21)	48 vs. Green Bay (2/23/20)
<b>5 - Nate Santos</b>		
Pts	14 vs. Towson (11/19/21)	same
Rebs	8 vs. Towson (11/19/21)	same
Asts	3 vs. The Citadel (11/9/21)	same
Blks	-	-
Stls	2, 2x; last vs. Towson (11/19/21)	-
Mins	37 vs. Towson (11/19/21)	same
<b>11 - Jamarius Burton</b>		
Pts	11 vs. Towson (11/19/21)	18 vs. UT Martin (11/16/19)
Rebs	4 vs. Towson (11/19/21)	8, 5x; last vs. VCU (12/21/19)
Asts	6 vs. UMBC (11/27/21)	11 at Oklahoma State (12/8/19)
Blks	-	1, 9x; last vs. Arkansas (3/21/21)
Stls	1, 2x; last vs. UMBC (11/27/21)	3, 3x; last vs. Troy (12/4/20)
Mins	30, 2x; last vs. Minnesota (11/30/21)	38 at Connecticut (1/12/20)
<b>12 - Ithiel Horton</b>		
Pts	-	31 vs. UNC Wilmington (1/10/19)
Rebs	-	6, 3x; last vs. Syracuse (1/16/21)
Asts	-	6 vs. Delaware State (12/19/18)
Blks	-	1, 7x; last vs. Louisville (12/22/20)
Stls	-	4 at William & Mary (2/2/19)
Mins	-	50 at Columbia (12/2/18)
<b>13 - Aidan Fisch</b>		
Pts	-	-
Rebs	-	1, 2x; last vs. Syracuse (1/16/21)
Asts	-	-
Blks	-	-
Stls	-	-
Mins	-	3 vs. Northern Illinois (12/5/20)

	2021-22	CAREER
<b>14 - Curtis Aiken, Jr.</b>		
Pts	-	2 vs. NC State (3/11/20)
Rebs	-	1, 2x; last at Georgia Tech (3/4/20)
Asts	-	1, at Florida State (2/18/20)
Blks	-	-
Stls	-	1 vs. NC State (3/11/20)
Mins	-	3 vs. Northern Illinois (12/5/20)
<b>15 - Mouhamadou Gueye</b>		
Pts	14 vs. UMBC (11/27/21)	17 vs. UMBC (2/7/21)
Rebs	11 vs. Minnesota (11/30/21)	14, 2x; last vs. Hartford (1/30/21)
Asts	2, 2x; last vs. Minnesota (11/30/21)	7, 2x; last vs. Point Park (12/15/20)
Blks	3 at West Virginia (11/12/21)	8 vs. UMBC (2/7/21)
Stls	1, 2x; last vs. Vanderbilt (11/24/21)	4 vs. Point Park (12/15/20)
Mins	34 vs. Minnesota (11/30/21)	35 vs. UMBC (2/7/21)
<b>22 - Nike Sibande</b>		
Pts	-	31 vs. Buffalo (3/9/20)
Rebs	-	11, 4x; last at Campbell (3/14/18)
Asts	-	6 vs. Wilberforce (12/30/19)
Blks	-	2, 5x; last vs. Central Michigan (2/27/20)
Stls	-	6 at Eastern Michigan (2/13/18)
Mins	-	41 at Western Illinois (12/2/17)
<b>23 - John Hugley</b>		
Pts	27 vs. The Citadel (11/9/21)	same
Rebs	14 vs. Minnesota (11/30/21)	same
Asts	3 vs. UNC Wilmington (11/16/21)	same
Blks	1, 2x; last vs. Minnesota (11/30/21)	1, 3x; last vs. Minnesota (11/30/21)
Stls	1, 3x; last vs. Minnesota (11/30/21)	1, 5x; last vs. Minnesota (11/30/21)
Mins	35, 2x; last vs. Minnesota (11/30/21)	same
<b>24 - William Jeffress</b>		
Pts	9 vs. UMBC (11/27/21)	same
Rebs	9 vs. UNC Wilmington (11/16/21)	same
Asts	4 vs. Towson (11/19/21)	same
Blks	2 vs. Vanderbilt (11/24/21)	2, 2x; last vs. Vanderbilt (11/24/21)
Stls	3 vs. UNC Wilmington (11/16/21)	same
Mins	39 vs. Towson (11/19/21)	37 vs. Wake Forest (3/2/21)
<b>31 - Onyebuchi Ezeakudo</b>		
Pts	5 vs. Minnesota (11/30/21)	same
Rebs	3 vs. The Citadel (11/9/21)	same
Asts	3, 3x; last vs. Minnesota (11/30/21)	same
Blks	-	-
Stls	1, 2x; last vs. UNC Wilmington (11/16/21)	2 vs. Arkansas Pine Bluff (11/21/19)
Mins	24 vs. The Citadel (11/9/21)	same
<b>35 - Max Amadasun</b>		
Pts	2 vs. Vanderbilt (11/24/21)	2, 2x; last vs. Vanderbilt (11/24/21)
Rebs	-	3 vs. Notre Dame (1/30/21)
Asts	-	-
Blks	-	-
Stls	1 vs. Vanderbilt (11/24/21)	same
Mins	2 vs. Vanderbilt (11/24/21)	5 vs. Notre Dame (1/30/21)
<b>42 - Chayce Smith</b>		
Pts	-	-
Rebs	-	2 vs. Northern Illinois (12/5/20)
Asts	-	-
Blks	-	-
Stls	-	-
Mins	-	2, 2x; last vs. Northern Illinois (12/5/20)



# THE LAST TIME IT HAPPENED ...

## TEAM

### Pitt Was Ranked (AP Poll)

No. 1	Feb. 23, 2009
Top 5 (2-5)	No. 4 on March 14, 2011
Top 10 (6-10)	No. 6 on Dec. 27, 2010
Top 25 (11-25)	No. 20 on Jan. 11, 2016

### Pitt Played a Ranked Opponent (AP Poll)

No. 1	at Louisville on Dec. 6, 2019
Top 5	at No. 1 Louisville on Dec. 6, 2019
Top 10	at No. 9 Duke on Jan. 28, 2020
Top 25	vs. No. 16 Florida State on Feb. 20, 2021

### Pitt Defeated a Ranked Opponent (AP Poll)

No. 1	vs. Connecticut (70-60) on March 7, 2009
Top 5	vs. No. 3 Syracuse (74-66) on Jan. 17, 2011
Top 10	vs. No. 8 Notre Dame (76-72) on Jan. 31, 2015
Top 25	vs. No. 16 Virginia Tech (83-72) on Feb. 3, 2021

### Pitt Lost To a Ranked Opponent (AP Poll)

No. 1	at Louisville (64-46) on Dec. 6, 2019
Top 5	at No. 1 Louisville (64-46) on Dec. 6, 2019
Top 10	at No. 8 Florida State on Feb. 18, 2020
Top 25	vs. No. 16 Florida State (79-72) on Feb. 20, 2021

### Pitt Faced No. 1 (AP Poll)

Home	vs. Virginia (L, 66-37) on Feb. 24, 2018
Road	at Louisville (64-46) on Dec. 6, 2019
Neutral	vs. Florida (L, 61-45) on March 22, 2014

### 100 Points by a Team

By Pitt	112, vs. Marshall (12/28/16)
By Opponent	106, Louisville (1/24/17)

### 40+ Point Win

By Pitt	42 [99-57], vs. New Orleans (12/20/18)
By Opponent	55 [106-51], vs. Louisville (1/24/17)

### 30-39 Point Win

By Pitt	30 [89-59], vs. Northern Illinois (12/5/20)
By Opponent	34 [94-60], vs. Louisville (2/11/18)

### 20-29 Point Win

By Pitt	20 [96-76], vs. Syracuse (1/16/21)
By Opponent	26 [84-58], vs. Notre Dame (1/30/21)

### Overtime Game

Pitt Win	89-86, vs. Louisville (1/9/19)
Pitt Loss	73-68, vs. Louisville (1/14/20)

### Double Overtime Game

Pitt Win	93-90, vs. Eastern Michigan (11/11/16)
Pitt Loss	95-89, vs. Oklahoma State (12/21/06)

### Triple Overtime Game

Pitt Win	98-95, vs. West Virginia (2/12/10)
Pitt Loss	74-73, at George Washington (1/10/76)

### Won The Game In The Final Seconds

By Pitt	Au'Diese Toney putback with 8.2 seconds remaining led Pitt a 63-60 win at Syracuse Jan. 6, 2021
By Opponent	Luke Loewe putback with 2.4 seconds gave Minnesota a 54-53 win Nov. 30, 2021

### Five or More Players in Double-Digit Scoring

By Pitt	5, vs. Wake Forest (3/10/20)
By Opponent	5, Miami (3/9/21)

### Made 40-49 Field Goals

By Pitt	41, vs. Maryland-Eastern Shore (12/18/10)
By Opponent	41, UCLA (2/2/91)

### Made Fewer Than 20 Field Goals

By Pitt	18, Vanderbilt (11/24/21)
By Opponent	17, UNC Wilmington (11/16/21)

### Had 70-79 Field Goal Attempts

By Pitt	73, vs. Notre Dame (1/30/21)
By Opponent	70, Duke (1/19/21)

### Had 80-89 Field Goal Attempts

By Pitt	83, vs. Wake Forest (2/16/16)
By Opponent	89, Villanova (3/4/98)

### Had 90-99 Field Goal Attempts

By Pitt	92, vs. Houston Baptist (11/9/07)
By Opponent	95, West Virginia (1/18/67)

### Had Fewer Than 35 Field Goal Attempts

By Pitt	35, vs. Cincinnati (12/17/13)
By Opponent	34, Notre Dame (3/11/10)

### Shot Over 60 Percent From The Field

By Pitt	.620 [31-of-50], vs. Drexel (11/28/20)
By Opponent	.630 [34-of-54], Louisville (2/11/18)

### Shot Over 70 Percent From The Field

By Pitt	.717 [33-of-46], at DePaul (3/9/13)
By Opponent	.700 [42-of-60], Syracuse (2/4/89)

### Shot Less Than 30 Percent From The Field

By Pitt	.291 [16-of-55], vs. Syracuse (2/26/20)
By Opponent	.288 [17-of-59], UNC Wilmington (11/16/21)

### Made 10+ Three-Point Field Goals

By Pitt	11, vs. UMBC (11/27/21)
By Opponent	14, UMBC (11/27/21)

### Made 15+ Three-Point Field Goals

By Pitt	16, vs. Notre Dame (1/29/97)
By Opponent	15, Wake Forest (1/23/21)

### Made 0 Three-Point Field Goals

By Pitt	at Georgia Tech (3/5/16)
By Opponent	Louisville (2/11/15)

### Had 30+ Three-Point Field Goal Attempts

By Pitt	37, at Boston College (2/12/19)
By Opponent	31, UMBC (11/27/21)

### Shot Over 60 Percent From The Three-Point Line

By Pitt	.619 [13-of-21], vs. Virginia (1/4/17)
By Opponent	.632 [12-of-19], Syracuse (3/14/13)

### Shot Over 70 Percent From The Three-Point Line

By Pitt	.727 [8-of-11], vs. Connecticut (3/10/11)
By Opponent	.700 [7-of-10], Georgetown (1/20/10)

### Shot Over 80 Percent From The Three-Point Line

By Pitt	.833 [5-of-6], vs. Providence (2/11/90)
By Opponent	-

### Shot Less Than 20 Percent From Three-Point Line

By Pitt	.133 [2-of-15], vs. Vanderbilt (11/24/21)
By Opponent	.136 [3-of-22], Syracuse (1/16/21)

### Made 30-39 Free Throws

By Pitt	38, vs. Florida State (1/14/19)
By Opponent	33, Wichita State (3/21/13)

### Made 40+ Free Throws

By Pitt	42, vs. Oklahoma (1/15/89)
By Opponent	42, St. John's (3/9/95)

### Made 5 Or Fewer Free Throws

By Pitt	5, vs. Miami (3/9/21)
By Opponent	3, Minnesota (11/30/21)

### Had 40-49 Free Throw Attempts

By Pitt	46, vs. Florida State (1/14/19)
By Opponent	40, Florida State (2/18/18)

### Had 50+ Free Throw Attempts

By Pitt	50, vs. Seton Hall (2/8/97)
By Opponent	-

### Shot Over 90 Percent From The Foul Line

By Pitt	.957 [22-of-23], vs. New Orleans (12/20/18)
By Opponent	.923 [12-of-13], Georgia Tech (3/4/20)

### Shot 100 Percent From The Foul Line

By Pitt	3-of-3, at Miami (1/31/18)
By Opponent	6-of-6, Robert Morris (11/12/19)

### Had 50-59 Rebounds

By Pitt	58, Gardner-Webb (12/12/20)
By Opponent	51, West Virginia (11/15/19)

### Had 60+ Rebounds

By Pitt	60, vs. VMI (12/6/11)
By Opponent	74, West Virginia (2/12/64)

### Five Players Fouled Out

By Pitt	vs. Villanova (2/7/86)
By Opponent	Seton Hall (2/9/85)

### Had 20-29 Assists

By Pitt	21, vs. Duke (1/19/21)
By Opponent	20, UMBC (11/27/21)

### Had 30+ Assists

By Pitt	30, vs. Virginia Tech (1/31/16)
By Opponent	31, UCLA (2/2/91)

### Had 10+ Blocked Shots

By Pitt	13, vs. Colgate (12/29/18)
By Opponent	11, West Virginia (11/12/21)

### Had 15+ Steals

By Pitt	15, Binghamton (12/20/19)
By Opponent	17, West Virginia (11/12/21)

### Had 20+ Turnovers

By Pitt	32, at West Virginia (11/12/21)
By Opponent	22, Georgia Tech (2/8/20)

### Had 30+ Turnovers

By Pitt	32, at West Virginia (11/12/21)
By Opponent	31, Carnegie Mellon (12/16/96)

### Committed 10 Or Fewer Turnovers

By Pitt	8 vs. The Citadel (11/9/21)
By Opponent	7, Minnesota (11/30/21)

# THE LAST TIME IT HAPPENED ...

## INDIVIDUAL

### 30-39 Points by a Player

By Pitt 32, Xavier Johnson vs. Virginia Tech (2/3/21)  
By Opp. 30, Keve Aluma, Virginia Tech (2/3/21)

### 40+ Points by a Player

By Pitt 43, Jamel Artis at Louisville (1/11/17)  
By Opp. 41, T.J. Warren, NC State (3/3/14)

### Two Players Scored 30 or More Points

By Pitt Jamel Artis (30) and Michael Young (30)  
vs. Marshall (12/28/16)  
By Opp. Kenny Anderson (32) and Dennis Scott (30),  
Georgia Tech (12/28/89)

### Two Players Scored 20 or More Points

By Pitt John Hugley (27) and Femi Odukale (20)  
vs. The Citadel (11/9/21)  
By Opp. RJ Barrett (26) and Zion Williamson (25),  
Duke (1/22/19)

### Three Players Scored 20 or More Points

By Pitt Justin Champagnie (24), Xavier Johnson (23) and  
Ithiel Horton (20) vs. Syracuse (1/16/21)  
By Opp. CJ Burks (25), Stevie Browning (22) and  
Ryan Taylor (22), Marshall (12/28/16)

### 10+ Field Goals Made by a Player

By Pitt 10, John Hugley vs. The Citadel (11/9/21)  
By Opp. 10, Keve Aluma, Virginia Tech (2/3/21)

### 15+ Field Goals Made by a Player

By Pitt 15, Jamel Artis at Louisville (1/11/17)  
By Opp. 16, T.J. Warren, NC State (3/3/14)

### 20-29 Field Goal Attempts by a Player

By Pitt 20, John Hugley vs. The Citadel (11/9/21)  
By Opp. 20, Taz Sherman, West Virginia (11/12/21)

### Player Shot 1.000 With 5+ Field Goal Attempts

By Pitt 5-of-5, Khameron Davis vs. Mount St. Mary's (12/5/17)  
By Opp. 5-of-5, Juwan Durham, Notre Dame (2/5/20)

### Player Shot .800 With 10+ Field Goal Attempts

By Pitt 8-of-10 [.800], John Hugley vs. UMBG (11/27/21)  
By Opp. 8-of-10 [.800] Amando Bacot, UNC (1/26/21)

### Player Shot .900 With 10+ Field Goal Attempts

By Pitt 9-of-10 [.900], Talib Zanna at Clemson (1/21/14)  
By Opp. 9-of-10 [.900] Wendall Carter, Jr., Duke (1/20/18)

### 5+ 3pt Field Goals Made by a Player

By Pitt 5, Nike Sibande vs. Miami (3/9/21)  
By Opp. 8, Jason Roche, The Citadel (11/9/21)

### 10+ 3pt Field Goal Attempts by a Player

By Pitt 10, Ithiel Horton vs. Syracuse (1/16/21)  
By Opp. 14, Jason Roche, The Citadel (11/9/21)

### Player Shot .800 With 5+ 3pt Field Goal Attempts

By Pitt .800 [4-of-5], Justin Champagnie vs. UNC (1/26/21)  
By Opp. .800 [8-of-10], Ismael Massoud, Wake Forest (1/23/21)

### 10+ Free Throws Made by a Player

By Pitt 11, Justin Champagnie vs. NC State (2/17/21)  
By Opp. 10, RayQuan Gray, Florida State (2/20/21)

### 15+ Free Throws Made by a Player

By Pitt 18, Trey McGowens vs. Florida State (1/14/19)  
By Opp. 16, Michael Sweetney, Georgetown (1/19/02)

### 10+ Free Throws Attempted by a Player

By Pitt 11, John Hugley vs. Minnesota (11/30/21)  
By Opp. 10, Isaiah Wong, Miami (3/9/21)

### 15+ Free Throws Attempted by a Player

By Pitt 16, Justin Champagnie vs. NC State (2/17/21)  
By Opp. 20, Ovie Soko, Duquesne (11/30/13)

### Player Shot 1.000 With 10+ Free Throw Attempts

By Pitt 13-of-13, Xavier Johnson vs. Syracuse (1/16/21)  
By Opp. 14-of-14, Anthony Barber, NC State (1/19/16)

### 10+ Rebounds by a Player

By Pitt 14, John Hugley vs. Minnesota (11/30/21)  
11, Mouhamadou Gueye vs. Minnesota (11/30/21)  
By Opp. 10, Keve Aluma, Virginia Tech (2/3/21)

### 15+ Rebounds by a Player

By Pitt 16, Justin Champagnie vs. Syracuse (1/16/21)  
By Opp. 16, Jalen Johnson, Duke (1/19/21)

### 20+ Rebounds by a Player

By Pitt 21, Justin Champagnie vs. Gardner-Webb (12/12/20)  
By Opp. 21, Mike Davis, Maryland (2/15/77)

### Two Players with 10 or More Rebounds

By Pitt John Hugley (14) and Mouhamadou Gueye (11)  
vs. Minnesota (11/30/21)  
By Opp. Samuel Williamson (12) and David Johnson (11)  
Louisville (12/22/20)

### 5+ Offensive Rebounds by a Player

By Pitt 5, John Hugley, Minnesota (11/30/21)  
By Opp. 5, Trazarian White, UNC Wilmington (11/16/21)

### 10+ Defensive Rebounds by a Player

By Pitt 10, Justin Champagnie vs. Virginia Tech (2/3/21)  
By Opp. 10, Jalen Johnson, Duke (1/19/21)

### 10+ Assists by a Player

By Pitt 11, Xavier Johnson vs. Duke (1/19/21)  
By Opp. 11, Markell Johnson, NC State (3/11/20)

### 5+ Blocked Shots by a Player

By Pitt 5, Justin Champagnie vs. Duke (1/19/21)  
By Opp. 5, Jalen Bridges, West Virginia (11/12/21)

### 5+ Steals by a Player

By Pitt 5, Justin Champagnie, at Wake Forest (1/23/21)  
By Opp. 7, Kedrian Johnson, West Virginia (11/12/21)

### Double-Double by a Player\*

By Pitt 25/14, John Hugley vs. Minnesota (11/30/21)  
By Opp. 30/10, Keve Aluma, Virginia Tech (2/3/21)

### Two Players with Double-Doubles in a Game\*

By Pitt 15/12, Justin Champagnie at NC State (2/28/21)  
11/11, Terrell Brown at NC State (2/28/21)  
By Opp. 17/11, David Johnson, Louisville (12/22/20)  
14/12, Samuel Williamson, Louisville (12/22/20)

### 20 - 20 Games (Points - Rebounds)

By Pitt 24/21, J. Champagnie vs. Gardner-Webb (12/12/20)  
By Opp. 42/20, Bruce King, Iowa (12/30/76)

### 20 - 10 Game (Points - Rebounds)

By Pitt 27/10, John Hugley vs. The Citadel (11/9/21)  
By Opp. 21/10, Amando Bacot, UNC (1/26/21)

### 20 - 10 Game (Points - Assists)

By Pitt 21/10, Xavier Johnson vs. Louisville (1/9/19)  
By Opp. 20/11, John Gillon, Syracuse (1/7/17)

### 30 - 10 Game (Points - Rebounds)

By Pitt 31/14, Justin Champagnie vs. Duke (1/19/21)  
By Opp. 30/10, Keve Aluma, Virginia Tech (2/3/21)

### Triple-Double by a Player^

By Pitt 23/12/11, Ricardo Greer vs. Villanova (3/4/98)  
By Opp. 14/10/11, Mike Griffin, Syracuse (2/27/17)

\*Double-doubles are points and rebounds unless otherwise indicated

^Triple-doubles are points, rebounds, and assists

# PITT MISCELLANEOUS STATISTICS

## Games as Leading Scorer

John Hugley	4
Femi Odukale	2
Nate Santos	1

## Games as Leading Rebounder

John Hugley	3
Nate Santos	2
William Jeffress	2
Mouhamadou Gueye	1

## Games Leading in Assists

Femi Odukale	6
Jamarius Burton	3
John Hugley	2
William Jeffress	1

## 20+ Point Scoring Games

John Hugley	3
Femi Odukale	1

## Double-Figure Scoring Games

John Hugley	5
Femi Odukale	4
Nate Santos	2
Mouhamadou Gueye	2
Jamarius Burton	1
Dan Oladapo	1

## Double-Figure Rebound Games

John Hugley	3
-------------	---

## Double-Doubles

John Hugley	3
-------------	---

## Pitt's First Substitution

Jamarius Burton	4
Noah Collier	4
Onyebuchi Ezeakudo	3
Mouhamadou Gueye	2

## Technical Fouls / Flagrant 1s

Opponent	1
Pitt	-

## Offensive Fouls Drawn

Opponent	21
Pitt	6

## William Jeffress

Mouhamadou Gueye	2
Femi Odukale	1
Noah Collier	1
John Hugley	1

## Dunks

Opponent	9
Pitt	13

## Mouhamadou Gueye

John Hugley	4
Femi Odukale	2
Noah Collier	2
William Jeffress	1
Jamarius Burton	1
Nate Santos	1

## Three-Point Plays

Opponent	5
Pitt	8

## John Hugley

Noah Collier	6
Dan Oladapo	1

## Four-Point Plays

Opponent	1
Pitt	0

## Jump Balls Controlled

Opponent	4
Pitt	3

## Mouhamadou Gueye

Dan Oladapo	1
John Hugley	1

## Largest Halftime Lead

13 [34-21] vs. UNC Wilmington (11/16/21)

## Largest Halftime Deficit

12 [43-31] vs. The Citadel (11/9/21)  
12 [36-24] at West Virginia (11/12/21)

## Largest Halftime Deficit Overcome to Win

3 [29-26] vs. Towson (11/19/21)

## Largest Deficit Overcome to Win

7 vs. Towson (11/19/21)

## Largest Pitt Lead

17 [38-21] vs. UNC Wilmington (11/16/21)

## Largest Pitt Deficit

21 [59-38, 10:35] at West Virginia (11/12/21)

## Largest Pitt Win

8 [59-51] vs. UNC Wilmington (11/16/21)

## Largest Pitt Defeat

16 [68-52] vs. Vanderbilt (11/24/21)

## Most Consecutive Points Scored

9 vs. Vanderbilt (11/24/21)  
9 vs. Minnesota (11/30/21)

## Most Consecutive Points Allowed

14 vs. The Citadel (11/9/21)

## Longest Winning Streak

2, 11/16-11/19

## Longest Losing Streak

3, 11/24-11/30

## Largest Home Crowd

7,612 vs. Towson (11/19/21)

## Largest Road Crowd

14,100 at West Virginia (11/12/21)

## Largest Neutral Crowd

n/a

## PITT'S 2021-22 RECORD WHEN ...

Plays at home	2-4
Plays on the road	0-1
Plays at neutral site	0-0
Record vs. the ACC (regular season)	0-0
Record against non-conference	2-5
Wins the game before	1-1
Loses the game before	1-3
Leads at half	1-1
Trails at half	1-4
Tied at half	0-0
Plays an overtime game	0-0
Shoots 50% or better	0-1
Shoots less than 50%	2-4
Opp. shoots 50% or less	2-4
Shoots better than opp.	2-2
Shoots worse than opp.	0-3
Has more FTs made than opp.	2-4
Has equal FTs made	0-0
Has less FTs made than opp.	0-1
Outrebounds opp.	1-4
Is outrebounded	0-0
Has equal rebounds	1-1
Has more TOs than opp.	2-4
Has equal or less TOs than opp.	0-1
Scores more/equal bench pts.	1-1
Scores less bench pts.	1-4
Plays a ranked opp. (AP)	0-0
Makes 5+ 3-Pt. shots	1-1
No Pitt player fouls out	2-4
1+ Pitt player fouls out	0-1
Has 20+ assists	0-0
Wears white uniforms	2-4
Wears gold uniforms	0-0
Wears blue uniforms	0-1
Wears black uniforms	0-0
Plays in tournaments	0-0
Plays on television	1-3
Plays in November	2-5
Plays in December	0-0
Plays in January	0-0
Plays in February	0-0
Plays in March	0-0
Plays during the day	0-1
Plays at night	2-4
Plays on Sunday	0-0
Plays on Monday	0-0
Plays on Tuesday	1-2
Plays on Wednesday	0-1
Plays on Thursday	0-0
Plays on Friday	1-1
Plays on Saturday	0-1
Margin is 5 pts. or less	1-1
Margin is 10 pts. or less	2-2
Margin is between 11-20	0-3
Margin is more than 20	0-0
Has a 20-pt. scorer	0-3
Has a 30-pt. scorer	0-0
Scores 59 points or less	1-3
Scores 60+ points	1-2
Scores 70+ points	0-1
Scores 80+ points	0-0
Scores 90+ points	0-0
Scores 100+ points	0-0

## BY STARTING LINEUP

Odukale, Santos, Jeffress, Oladapo, Hugley	2-2
Odukale, Santos, Jeffress, Gueye, Hugley	0-2
Odukale, Burton, Jeffress, Gueye, Hugley	0-1

# PITT BASKETBALL IN THE POLLS

The Pitt basketball program has held a prominent spot in the national basketball scene for the past 16 seasons. The final national rankings are just one area to measure the Panthers success in that span. Pitt has finished in the Associated Press top 25 in eight of the past 17 seasons, including three times concluding the year ranked in the top 10 in the nation.

- Pitt has been ranked in the top 25 of the AP Poll at some point in 14 of the past 16 seasons.
- Pitt concluded the 2008-09 and 2010-11 season ranked No. 4 in the AP Poll.
- Pitt claimed its first No. 1 ranking in the AP Poll during the 2008-09 season.
- The Panthers have been ranked in the AP top 25 a total of 260 weeks.
- Pitt has been ranked in the top 10 of the AP Poll 117 times.
- The Panthers spent the entire 2008-09 season ranked in the top 10 of the AP Poll, including 17 weeks in the top 5 and three weeks ranked No. 1 overall.

## AP POLL RECORDS

### ALL-TIME RECORD - RANKED

Rk	W-L	Pct.
1	3-2	.600
2	11-6	.647
3	24-4	.857
4	36-7	.837
5	25-2	.926
6	17-4	.810
7	17-6	.739
8	8-5	.615
9	13-9	.591
10	15-3	.833
11	14-5	.737
12	11-4	.733
13	18-6	.750
14	11-2	.846
15	14-4	.778
16	11-7	.611
17	26-8	.765
18	12-9	.571
19	4-2	.667
20	14-6	.700
21	3-2	.600
22	17-11	.607
23	6-1	.857
24	8-3	.727
25	4-3	.571
<b>Total</b>	<b>342-121</b>	<b>.739</b>

### ALL-TIME RECORD - VS. RANKED

Rk	W-L	Pct.
1	2-18	.100
2	3-11	.214
3	5-15	.250
4	5-9	.357
5	8-9	.471
6	3-11	.214
7	2-5	.286
8	4-11	.267
9	8-11	.421
10	3-12	.200
11	6-20	.231
12	8-14	.364
13	7-7	.500
14	2-17	.105
15	8-12	.400
16	3-9	.250
17	5-10	.333
18	2-15	.118
19	6-11	.353
20	9-7	.563
21	0-10	.000
22	1-3	.250
23	4-5	.444
24	2-6	.250
25	6-5	.545
<b>Total</b>	<b>112-264</b>	<b>.298</b>

## PITT IN THE AP POLL

Total Polls Ranked	260
Top 10 Rankings	117
Longest Consecutive Polls Ranked	60
Current Streak	0

### Years Ranked

Total Years	23
Consecutive Years	13
Current Streak	1

### Final Poll

Total Polls	12
Top 10	5
High Rank	4

### No. 1 Ranking

Total Rankings	3
Most No. 1 Weeks in Succession	2

### Weeks Ranked By Ranking

First Ranked: Dec. 16, 1958 (No. 18)  
Last Ranked: Jan. 11, 2016 (No. 20)

Rank	Weeks
No. 1	3
No. 2	11
No. 3	16
No. 4	21
No. 5	15
No. 6	12
No. 7	12
No. 8	7
No. 9	13
No. 10	10
No. 11	10
No. 12	9
No. 13	10
No. 14	8
No. 15	10
No. 16	13
No. 17	18
No. 18	11
No. 19	3
No. 20	12
No. 21	3
No. 22	14
No. 23	6
No. 24	8
No. 25	4

# 2021-22 BOX SCORES

## Official Basketball Box Score -- Game Totals -- Final Statistics

### The Citadel vs Pittsburgh 11/09/21 7:00 pm at Pittsburgh, PA

#### The Citadel 78 • 1-0,0-0 SoCon

#	Player	Total			3-Ptr			Rebounds			PF	TP	A	TO	Blk	Stl	Min
		FG-FGA	FG-FGA	FT-FTA	FG-FGA	FG-FGA	FT-FTA	Off	Def	Tot							
01	Stephen Clark	f	3-6	0-2	0-0	2	4	6	4	6	2	2	2	1	22		
11	Jason Roche	f	8-14	8-14	3-3	1	4	5	2	27	0	0	0	0	37		
33	Hayden Brown	f	8-18	0-4	3-4	3	4	7	3	19	4	1	0	1	32		
12	Brent Davis	g	1-4	1-3	1-4	1	5	6	2	4	4	1	0	0	27		
13	Tyler Moffe	g	5-9	2-3	0-0	0	4	4	1	12	5	4	0	1	35		
00	Jackson Price	g	0-1	0-1	0-0	0	0	0	2	0	0	1	0	0	8		
03	Rudy Fitzgibbons III	g	2-8	2-8	0-0	1	4	5	2	6	2	1	0	1	21		
24	Brady Spence	g	2-2	0-0	0-0	1	1	2	3	4	0	0	0	1	10		
13	Owen Spencer	g	0-1	0-1	0-0	0	1	1	4	0	1	0	0	0	8		
	Team					0	3	3									
	Totals		29-63	13-36	7-11	9	30	39	23	78	18	10	2	5	200		

FG % 1st Half:	17-36	47.2%	2nd half:	12-27	44.4%	Game:	29-63	46.0%	Deadball Rebounds	2
3FG % 1st Half:	7-19	36.8%	2nd half:	6-17	35.3%	Game:	13-36	36.1%		
FT % 1st Half:	2-4	50.0%	2nd half:	5-7	71.4%	Game:	7-11	63.6%		

#### Pittsburgh 63 • 0-1,0-0 ACC

#	Player	Total			3-Ptr			Rebounds			PF	TP	A	TO	Blk	Stl	Min
		FG-FGA	FG-FGA	FT-FTA	FG-FGA	FG-FGA	FT-FTA	Off	Def	Tot							
15	Mouhamadou Gueye	f	0-5	0-2	2-3	1	7	8	3	2	0	1	0	0	22		
23	John Hugley	f	10-20	0-3	7-13	5	5	10	2	27	2	2	1	1	34		
24	William Jeffress	f	1-10	0-5	2-2	4	3	7	1	4	2	0	0	0	33		
02	Femi Odukale	g	8-14	1-1	3-9	2	2	4	4	20	4	3	0	3	36		
05	Nate Santos	g	2-8	1-6	0-0	1	1	2	2	5	3	0	0	0	28		
01	Chris Payton	g	0-0	0-0	0-0	0	1	1	1	0	0	0	0	0	3		
03	Noah Collier	g	1-2	0-0	1-4	2	1	3	2	3	0	0	1	0	15		
04	Dan Oladapo	g	1-1	0-0	0-0	0	0	0	0	2	0	1	0	1	6		
31	Onyebuchi Ezeakudo	g	0-0	0-0	0-0	0	3	3	1	0	3	0	0	1	23		
	Team					1	4	5									
	Totals		23-60	2-17	15-31	16	27	43	16	63	14	8	2	6	200		

FG % 1st Half:	12-34	35.3%	2nd half:	11-26	42.3%	Game:	23-60	38.3%	Deadball Rebounds	7
3FG % 1st Half:	1-9	11.1%	2nd half:	1-8	12.5%	Game:	2-17	11.8%		
FT % 1st Half:	6-14	42.9%	2nd half:	9-17	52.9%	Game:	15-31	48.4%		

Officials: Ron Tyburski, Tim Comer, Bert Smith

Technical fouls: The Citadel-None. Pittsburgh-None.

Attendance: 7585

2021-22 Men's Basketball. Round: 0. Pittsburgh vs The Citadel. Played at Peter

Score by periods	1st	2nd	Total
The Citadel	43	35	78
Pittsburgh	31	32	63

Points	In	Off	2nd	Fast	Bench
CIT	28	8	15	8	10
PITT	34	9	4	4	5

Last FG - CIT 2nd-00:21. PITT 2nd-00:06.

Largest lead - CIT by 18 1st-12:39. PITT by 2 1st-19:26.

CIT led for 39:00. PITT led for 00:26. Game was tied for 00:34.

Score tied - 0 times.

Lead changed - 1 time.

## Official Basketball Box Score -- Game Totals -- Final Statistics

### Pittsburgh vs West Virginia 11/12/21 8:30 pm at Morgantown, WV

#### Pittsburgh 59 • 0-2,0-0 ACC

#	Player	Total			3-Ptr			Rebounds			PF	TP	A	TO	Blk	Stl	Min
		FG-FGA	FG-FGA	FT-FTA	FG-FGA	FG-FGA	FT-FTA	Off	Def	Tot							
15	Mouhamadou Gueye	f	5-9	0-1	0-0	0	4	4	3	10	2	6	3	1	33		
23	John Hugley	f	7-10	1-1	2-2	2	4	6	3	17	2	3	0	0	24		
24	William Jeffress	f	2-4	0-0	4-6	2	5	7	3	8	2	3	0	1	34		
02	Femi Odukale	g	2-7	0-0	3-5	1	1	2	2	7	4	8	1	2	31		
05	Nate Santos	g	2-5	1-3	0-0	1	5	6	2	5	1	4	0	2	34		
01	Chris Payton	g	0-0	0-0	0-0	0	1	1	1	0	0	1	0	1	2		
03	Noah Collier	g	0-0	0-0	0-0	0	1	1	2	0	1	0	0	0	6		
04	Dan Oladapo	g	4-4	0-0	0-2	2	1	3	0	8	0	2	0	0	15		
31	Onyebuchi Ezeakudo	g	1-1	1-1	1-2	0	1	1	1	4	3	4	0	0	21		
	Team					4	1	5									
	Totals		23-40	3-6	10-17	12	24	36	17	59	15	32	4	7	200		

FG % 1st Half:	10-20	50.0%	2nd half:	13-20	65.0%	Game:	23-40	57.5%	Deadball Rebounds	2
3FG % 1st Half:	2-3	66.7%	2nd half:	1-3	33.3%	Game:	3-6	50.0%		
FT % 1st Half:	2-4	50.0%	2nd half:	8-13	61.5%	Game:	10-17	58.8%		

#### West Virginia 74 • 2-0,0-0 Big 12

#	Player	Total			3-Ptr			Rebounds			PF	TP	A	TO	Blk	Stl	Min
		FG-FGA	FG-FGA	FT-FTA	FG-FGA	FG-FGA	FT-FTA	Off	Def	Tot							
11	Jalen Bridges	f	6-9	4-6	2-3	3	3	6	1	18	1	1	5	0	32		
13	Isaiiah Cottrell	f	2-4	0-2	0-0	1	0	1	2	4	0	1	1	0	13		
00	Kedrian Johnson	g	2-4	0-1	0-3	1	1	2	3	4	6	1	0	7	24		
12	Taz Sherman	g	6-20	2-9	3-3	1	4	5	2	17	1	3	2	2	37		
22	Sean McNeil	g	4-9	3-4	0-0	0	0	0	0	11	2	1	0	1	33		
01	Pauly Paulicap	g	3-4	0-0	0-1	0	2	2	1	6	1	0	0	1	9		
02	Kobe Johnson	g	2-2	0-0	0-0	0	0	0	0	4	0	1	0	0	14		
03	Gabe Osabuohien	g	0-0	0-0	0-0	0	0	0	0	4	0	1	3	0	12		
05	Dimon Carrigan	g	0-2	0-0	0-0	1	1	2	3	0	0	0	3	2	14		
10	Malik Curry	g	5-5	0-0	0-1	0	0	0	1	10	3	0	0	2	12		
	Team					2	0	2									
	Totals		30-59	9-22	5-11	9	11	20	17	74	15	14	11	17	200		

FG % 1st Half:	15-29	51.7%	2nd half:	15-30	50.0%	Game:	30-59	50.8%	Deadball Rebounds	2
3FG % 1st Half:	4-10	40.0%	2nd half:	5-12	41.7%	Game:	9-22	40.9%		
FT % 1st Half:	2-6	33.3%	2nd half:	3-5	60.0%	Game:	5-11	45.5%		

Officials: Jeb Hartness, Mike Roberts, Kipp Kissinger

Technical fouls: Pittsburgh-None. West Virginia-None.

Attendance: 14100

2021-22 Men's Basketball. Round: 0. Pittsburgh vs West Virginia. Played at WVU

Score by periods	1st	2nd	Total
Pittsburgh	24	35	59
West Virginia	36	38	74

Points	In	Off	2nd	Fast	Bench
PITT	34	13	11	11	12
WVU	34	34	8	21	20

Last FG - PITT 2nd-01:15. WVU 2nd-00:50.

Largest lead - PITT by 4 1st-15:22. WVU by 21 2nd-10:35.

PITT led for 03:56. WVU led for 34:10. Game was tied for 01:54.

Score tied - 2 times.

Lead changed - 3 times.

## Official Basketball Box Score -- Game Totals -- Final Statistics

### UNCW vs Pittsburgh 11/16/21 7:00 pm at Pittsburgh, PA

#### UNCW 51 • 1-2,0-0 CAA

#	Player	Total			3-Ptr			Rebounds			PF	TP	A	TO	Blk	Stl	Min
		FG-FGA	FG-FGA	FT-FTA	FG-FGA	FG-FGA	FT-FTA	Off	Def	Tot							
01	Jaylen Fornes	g	2-8	1-5	0-0	1	2	3	4	5	2	2	0	1	30		
02	Shykeim Phillips	g	3-9	1-3	0-2	0	3	3	4	7	1	0	0	1	22		
03	James Baker	g	1-8	0-1	0-0	2	6	8	3	2	0	1	2	0	31		
04	Mike Okauru	g	5-11	1-4	1-2	1	4	5	2	12	3	2	0	1	30		
30	Jaylen Sims	g	1-7	0-2	3-4	1	2	3	3	5	1	1	0	1	30		
03	Jamari Harvey	g	0-0	0-0	0-0	0	0	0	0	0	0	1	0	0	4		
13	Trazarien White	g	3-10	1-4	7-9	5	2	7	3	14	1	1	0	3	29		
14	Alec Oglesby	g	2-5	2-4	0-0	0	1	1	0	6	0	1	0	2	15		
23	Amari Kelly	g	0-1	0-0	0-0	0	0	0	5	0	0	1	1	0	9		
	Team					2	1	3									
	Totals		17-59	6-23	11-17	12	21	33	24	51	8	10	3	9	200		

FG % 1st Half:	7-25	28.0%	2nd half:	10-34	
----------------	------	-------	-----------	-------	--

# 2021-22 BOX SCORES

Official Basketball Box Score -- Game Totals -- Final Statistics

**Vanderbilt vs Pittsburgh**  
**11/24/21 9:00 pm at Pittsburgh, PA**

**Vanderbilt 68 • 4-1,0-0 SEC**

#	Player	Total			3-Ptr			Rebounds			PF	TP	A	TO	Blk	Stl	Min
		FG	FGA	FT	FTA	Off	Def	Tot									
10	Myles Stute	f	2-6	2-5	2-2	0	1	1	1	8	0	0	0	2	18		
42	Quentin Millora-Brow	f	3-4	0-0	2-2	1	2	3	2	8	2	1	2	0	25		
00	Tyrin Lawrence	g	4-7	0-3	1-1	1	3	4	3	9	3	2	0	1	27		
02	Scotty Pippen Jr.	g	5-12	1-5	0-2	0	5	5	3	11	5	2	0	3	31		
04	Jordan Wright	g	3-9	2-5	1-2	0	7	7	1	9	2	2	0	1	36		
05	Shane Dezonie	g	0-1	0-0	0-0	0	0	0	0	0	0	1	0	0	8		
11	Gabe Dorsey	g	0-0	0-0	0-0	0	0	0	0	0	0	0	0	0	2		
12	Trey Thomas	g	4-8	4-6	2-2	1	2	3	0	14	1	0	0	0	16		
15	Terren Frank	g	2-3	1-1	0-0	0	0	0	3	5	0	1	0	0	18		
23	Jamaine Mann	g	2-2	0-0	0-0	2	2	4	2	4	0	1	0	1	19		
	Team					1	2	3									
	Totals		25-52	10-25	8-11	6	24	30	15	68	13	10	2	8	200		

FG % 1st Half: 10-26 38.5% 2nd half: 15-26 57.7% Game: 25-52 48.1%  
 3FG % 1st Half: 3-12 25.0% 2nd half: 7-13 53.8% Game: 10-25 40.0%  
 FT % 1st Half: 1-2 50.0% 2nd half: 7-9 77.8% Game: 8-11 72.7%

**Pittsburgh 52 • 2-3,0-0 ACC**

#	Player	Total			3-Ptr			Rebounds			PF	TP	A	TO	Blk	Stl	Min
		FG	FGA	FT	FTA	Off	Def	Tot									
04	Dan Oladapo	f	2-5	0-0	1-2	2	1	3	0	5	0	1	0	0	22		
23	John Hugley	f	0-6	0-2	1-2	1	3	4	3	1	2	2	0	0	21		
24	William Jeffress	f	0-6	0-2	4-4	1	0	1	0	4	0	2	2	1	34		
02	Femi Odukale	g	3-5	1-1	7-7	0	1	1	2	14	2	1	1	0	32		
05	Nate Santos	g	5-14	1-8	0-1	2	4	6	1	11	1	1	0	1	34		
01	Chris Payton	g	0-0	0-0	0-0	0	0	0	1	0	1	0	0	0	2		
03	Noah Collier	g	0-0	0-0	0-0	1	2	3	3	0	1	0	0	0	17		
11	Jamarius Burton	g	4-9	0-2	1-3	0	2	2	1	9	2	1	0	1	28		
15	Mouhamadou Gueye	g	3-4	0-0	0-0	2	4	6	0	6	0	3	0	1	15		
31	Onyebuchi Ezeakudo	g	0-0	0-0	0-0	0	0	0	0	0	1	0	0	0	3		
35	Max Amadasun	g	1-1	0-0	0-0	0	0	0	0	2	0	0	0	1	2		
	Team					0	4	4									
	Totals		18-50	2-15	14-19	9	21	30	11	52	9	13	3	5	200		

FG % 1st Half: 9-26 34.6% 2nd half: 9-24 37.5% Game: 18-50 36.0%  
 3FG % 1st Half: 2-11 18.2% 2nd half: 0-4 0.0% Game: 2-15 13.3%  
 FT % 1st Half: 3-4 75.0% 2nd half: 11-15 73.3% Game: 14-19 73.7%

Officials: Doug Simmons, Ted Valentine, Mike Roberts  
 Technical fouls: Vanderbilt-None. Pittsburgh-None.  
 Attendance: 7460  
 2021-22 Men's Basketball. Round: 0. Pittsburgh vs Vanderbilt. Played at Peters

Score by periods				In	Off	2nd	Fast
1st	2nd	Total		Paint	T/O	Chance	Break
Vanderbilt	24	44	68	28	14	6	14
Pittsburgh	23	29	52	26	10	11	2

Last FG - VANDY 2nd-03:19, PITT 2nd-00:16.  
 Largest lead - VANDY by 20 2nd-01:57, PITT by 9 1st-07:29.  
 VANDY led for 26:22. PITT led for 11:09. Game was tied for 02:29.

Official Basketball Box Score -- Game Totals -- Final Statistics

**Minnesota vs Pittsburgh**  
**11/30/21 7:00 pm at Pittsburgh, PA**

**Minnesota 54 • 6-0,0-0 Big Ten**

#	Player	Total			3-Ptr			Rebounds			PF	TP	A	TO	Blk	Stl	Min
		FG	FGA	FT	FTA	Off	Def	Tot									
01	Eric Curry	f	3-10	0-0	0-0	1	4	5	4	6	1	0	0	0	27		
10	Jamison Battle	f	6-13	3-8	1-2	0	7	7	2	16	0	2	0	0	40		
00	Payton Willis	g	6-13	3-8	0-0	2	2	4	2	15	3	1	0	0	37		
12	Luke Loewe	g	1-5	0-1	0-0	1	2	3	0	2	3	1	0	1	28		
20	E.J. Stephens	g	3-8	1-2	2-3	0	5	5	0	9	1	1	0	0	34		
15	Charlie Daniels	g	1-2	0-0	0-0	0	0	0	4	2	1	2	0	1	8		
22	Danny Ogele	g	0-0	0-0	0-0	0	1	1	2	0	0	0	0	0	5		
24	Sean Sutherland	g	2-8	0-0	0-0	2	2	4	2	4	2	0	1	0	21		
	Team					3	1	4									
	Totals		22-59	7-19	3-5	9	24	33	16	54	11	7	1	2	200		

FG % 1st Half: 10-27 37.0% 2nd half: 12-32 37.5% Game: 22-59 37.3%  
 3FG % 1st Half: 2-8 25.0% 2nd half: 5-11 45.5% Game: 7-19 36.8%  
 FT % 1st Half: 0-0 0.0% 2nd half: 3-5 60.0% Game: 3-5 60.0%

**Pittsburgh 53 • 2-5,0-0 ACC**

#	Player	Total			3-Ptr			Rebounds			PF	TP	A	TO	Blk	Stl	Min
		FG	FGA	FT	FTA	Off	Def	Tot									
15	Mouhamadou Gueye	f	1-5	0-2	0-0	3	8	11	2	2	2	1	1	0	34		
23	John Hugley	f	9-16	1-1	6-11	5	9	14	3	25	0	3	1	1	35		
24	William Jeffress	f	2-4	1-2	0-0	0	5	5	1	5	0	1	0	1	38		
02	Femi Odukale	g	2-8	0-3	2-2	1	4	5	2	6	5	4	1	2	30		
11	Jamarius Burton	g	2-11	0-3	2-2	0	1	1	2	6	3	1	0	0	30		
03	Noah Collier	g	1-1	0-0	0-0	0	1	1	0	2	0	0	0	0	5		
04	Dan Oladapo	g	1-1	0-0	0-0	0	0	0	0	2	0	1	0	0	2		
05	Nate Santos	g	0-1	0-1	0-0	1	0	1	0	0	0	0	0	0	6		
31	Onyebuchi Ezeakudo	g	2-5	1-3	0-0	0	0	0	1	5	3	0	0	0	20		
	Team					0	2	2									
	Totals		20-52	3-15	10-15	10	30	40	11	53	13	12	3	4	200		

FG % 1st Half: 11-28 39.3% 2nd half: 9-24 37.5% Game: 20-52 38.5%  
 3FG % 1st Half: 2-9 22.2% 2nd half: 1-6 16.7% Game: 3-15 20.0%  
 FT % 1st Half: 0-1 0.0% 2nd half: 10-14 71.4% Game: 10-15 66.7%

Officials: Clarence Armstrong, A.J. Desai, Bert Smith  
 Technical fouls: Minnesota-None. Pittsburgh-None.  
 Attendance: 7736  
 2021-22 Men's Basketball. Round: 0. Minnesota vs Pittsburgh. Played at Peterse

Score by periods				In	Off	2nd	Fast
1st	2nd	Total		Paint	T/O	Chance	Break
Minnesota	22	32	54	20	16	6	3
Pittsburgh	24	29	53	28	8	10	6

Last FG - MINN 2nd-00:02, PITT 2nd-03:41.  
 Largest lead - MINN by 6 1st-08:47, PITT by 8 2nd-09:59.  
 MINN led for 10:26. PITT led for 22:07. Game was tied for 07:27.

Official Basketball Box Score -- Game Totals -- Final Statistics

**UMBC vs Pittsburgh**  
**11/27/21 2:00 pm at Pittsburgh, PA**

**UMBC 87 • 4-2,0-0 America**

#	Player	Total			3-Ptr			Rebounds			PF	TP	A	TO	Blk	Stl	Min
		FG	FGA	FT	FTA	Off	Def	Tot									
32	Dimitrije Spasojevic	f	0-3	0-0	1-2	0	3	3	0	1	1	0	0	0	9		
00	Keondre Kennedy	g	7-10	4-4	1-1	0	2	2	1	19	2	1	0	3	33		
01	L.J. Owens	g	5-8	4-7	4-4	0	2	2	1	18	2	0	0	1	35		
05	Darnell Rogers	g	2-9	0-6	6-6	1	2	3	3	10	8	3	0	2	34		
41	Jacob Boonyasith	g	2-5	2-5	0-0	1	2	3	3	6	2	1	0	0	26		
03	Hakim Byrd	g	1-2	0-1	0-0	0	1	1	0	2	0	0	0	0	6		
04	Ray Salnave	g	2-7	1-3	4-4	0	4	4	3	9	3	1	0	0	23		
10	Szymon Wojcik	g	3-4	2-3	5-6	1	4	5	3	13	0	0	0	0	17		
15	Yaw Obeng-Mensah	g	2-3	0-1	2-4	0	2	2	3	6	1	1	0	0	14		
25	Nathan Johnson	g	1-1	1-1	0-0	0	0	0	1	3	1	0	0	0	3		
	Team					0	1	1									
	Totals		25-52	14-31	23-27	3	23	26	18	87	20	8	0	6	200		

FG % 1st Half: 17-29 58.6% 2nd half: 8-23 34.8% Game: 25-52 48.1%  
 3FG % 1st Half: 11-17 64.7% 2nd half: 3-14 21.4% Game: 14-31 45.2%  
 FT % 1st Half: 10-11 90.9% 2nd half: 13-16 81.3% Game: 23-27 85.2%

**Pittsburgh 77 • 2-4,0-0 ACC**

#	Player	Total			3-Ptr			Rebounds			PF	TP	A	TO	Blk	Stl	Min
		FG	FGA	FT	FTA	Off	Def	Tot									
04	Dan Oladapo	f	0-0	0-0	0-0	0	0	0	0	0	0	1	0	0	5		
23	John Hugley	f	8-10	0-0	5-7	2	5	7	4	21	1	4	0	0	30		
24	William Jeffress	f	3-7	3-6	0-2	1	7	8	2	9	1	0	0	1	34		
02	Femi Odukale	g	5-12	2-5	7-8	2	5	7	5	19	4	3	0	0	32		
05	Nate Santos	g	0-3	0-2	2-3	0	1	1	1	2	2	1	0	1	19		
03	Noah Collier	g	1-1	0-0	0-0	1	2	3	1	2	0	0	0	0	10		
11	Jamarius Burton	g	2-11	1-4	2-2	0	1	1	4	7	6	2	1	0	30		
15	Mouhamadou Gueye	g	5-9	4-8	0-0	1	5	6	3	14	1	2	1	0	31		
31	Onyebuchi Ezeakudo	g	1-1	1-1	0-0	0	0	0	0	3	0	0	0	0	9		
	Team					1	0	1									
	Totals		25-54	11-26	16-22	8	26	34	20	77	15	14	1	3	200		

FG % 1st Half: 14-30 46.7% 2nd half: 11-24 45.8% Game: 25-54 46.3%  
 3FG % 1st Half: 8-14 57.1% 2nd half: 3-12 25.0% Game: 11-26 42.3%  
 FT % 1st Half: 8-8 100.0% 2nd half: 8-14 57.1% Game: 16-22 72.7%

Officials: Scott Arbogast, Jerry Heater, Bill Covington Jr.  
 Technical fouls: UMBC-TEAM. Pittsburgh-None.  
 Attendance: 7400  
 2021-22 Men's Basketball. Round: 0. Pittsburgh vs UMBC. Played at Petersen Eve

Score by periods				In	Off	2nd	Fast
1st	2nd	Total		Paint	T/O	Chance	Break
UMBC	55	32	87	12	17	7	7
Pittsburgh	44	33	77	26	5	6	10

Last FG - UMBC 2nd-01:38, PITT 2nd-00:15.  
 Largest lead - UMBC by 15 1st-04:30,



## 2021-22 Pittsburgh Men's Basketball Combined Team Statistics All games

### Game Records

Record	Overall	Home	Away	Neutral
ALL GAMES	2-5	2-4	0-1	0-0
CONFERENCE	0-0	0-0	0-0	0-0
NON-CONFERENCE	2-5	2-4	0-1	0-0

### Score by Periods

Team	1st	2nd	OT	TOT
Pittsburgh	206	220	0	426
Opponents	230	241	0	471

### Team Box Score

No.	Player			Total		3-Point		F-Throw		Rebounds												
		GP-GS	MIN	AVG	FG-FGA	FG%	3FG-3FGA	3FG%	FT-FTA	FT%	OFF	DEF	TOT	AVG	PF	DQ	A	TO	BLK	STL	PTS	AVG
23	HUGLEY, John	7-7	198:33	28.4	40-79	.506	2-10	.200	29-45	.644	22	35	57	8.1	18	0	10	18	2	3	111	15.9
2	ODUKALE, Femi	7-7	215:52	30.8	26-64	.406	5-14	.357	28-44	.636	8	20	28	4.0	16	1	26	24	5	7	85	12.1
11	BURTON, Jamarius	5-1	141:32	28.3	15-52	.288	2-12	.167	8-11	.727	0	9	9	1.8	12	0	15	4	0	2	40	8.0
24	JEFFRESS, William	7-7	227:37	32.5	13-42	.310	4-18	.222	14-23	.609	13	30	43	6.1	11	0	9	11	3	7	44	6.3
5	SANTOS, Nate	7-6	175:10	25.0	16-43	.372	7-28	.250	4-6	.667	7	20	27	3.9	10	0	9	8	1	6	43	6.1
4	OLADAPO, Dan	7-4	104:34	14.9	15-20	.750	0-0	.000	7-12	.583	8	7	15	2.1	3	0	3	12	0	2	37	5.3
15	GUEYE, Mouhamadou	7-3	147:27	21.1	14-34	.412	4-14	.286	3-5	.600	8	33	41	5.9	16	0	6	15	8	2	35	5.0
35	AMADASUN, Max	1-0	01:34	1.6	1-1	1.000	0-0	.000	0-0	.000	0	0	0	0.0	0	0	0	0	0	1	2	2.0
3	COLLIER, Noah	7-0	79:30	11.4	6-8	.750	0-0	.000	2-7	.286	5	9	14	2.0	11	0	1	1	2	1	14	2.0
31	EZEAKUDO, Onyebuchi	7-0	90:14	12.9	4-8	.500	3-5	.600	1-4	.250	0	4	4	0.6	4	0	10	6	0	2	12	1.7
1	PAYTON, Chris	5-0	17:57	3.6	1-1	1.000	0-0	.000	1-2	.500	1	3	4	0.8	4	0	1	3	1	1	3	0.6
Team											6	18	24					5				
<b>Total</b>		<b>7</b>	<b>1400</b>		<b>151-352</b>	<b>.429</b>	<b>27-101</b>	<b>.267</b>	<b>97-159</b>	<b>.610</b>	<b>78</b>	<b>188</b>	<b>266</b>	<b>38.0</b>	<b>105</b>	<b>1</b>	<b>90</b>	<b>107</b>	<b>22</b>	<b>34</b>	<b>426</b>	<b>60.9</b>
<b>Opponents</b>		<b>7</b>	<b>1400</b>		<b>169-402</b>	<b>.420</b>	<b>66-183</b>	<b>.361</b>	<b>67-100</b>	<b>.670</b>	<b>61</b>	<b>156</b>	<b>217</b>	<b>31.0</b>	<b>134</b>	<b>2</b>	<b>99</b>	<b>67</b>	<b>21</b>	<b>54</b>	<b>471</b>	<b>67.3</b>

### Team Statistics

	PITT	OPP
<b>Scoring</b>	<b>426</b>	<b>471</b>
Points per game	60.9	67.3
Scoring margin	-6.4	-
<b>Field goals-att</b>	<b>151-352</b>	<b>169-402</b>
Field goal pct	.429	.420
<b>3 point fg-att</b>	<b>27-101</b>	<b>66-183</b>
3-point FG pct	.267	.361
3-pt FG made per game	3.9	9.4
<b>Free throws-att</b>	<b>97-159</b>	<b>67-100</b>
Free throw pct	.610	.670
F-Throws made per game	13.9	9.6
<b>Rebounds</b>	<b>266</b>	<b>217</b>
Rebounds per game	38.0	31.0
Rebounding margin	+7.0	-
<b>Assists</b>	<b>90</b>	<b>99</b>
Assists per game	12.9	14.1
<b>Turnovers</b>	<b>107</b>	<b>67</b>
Turnovers per game	15.3	9.6
Turnover margin	-5.7	-
Assist/turnover ratio	0.8	1.5
<b>Steals</b>	<b>34</b>	<b>54</b>
Steals per game	4.9	7.7
<b>Blocks</b>	<b>22</b>	<b>21</b>
Blocks per game	3.1	3.0
<b>Winning streak</b>	<b>0</b>	<b>-</b>
Home win streak	0	-
<b>Attendance</b>	<b>45054</b>	<b>14100</b>
Home games-Avg/Game	6-7509	1-14100
Neutral site-Avg/Game	-	0-0

### Team Results

Date	Opponent		Score	Att.
11/09/2021	The Citadel	L	63-78	7585
11/12/2021	at West Virginia	L	59-74	14100
11/16/2021	UNCW	W	59-51	7261
11/19/2021	Towson	W	63-59	7612
11/24/2021	Vanderbilt	L	52-68	7460
11/27/2021	UMBC	L	77-87	7400
11/30/2021	Minnesota	L	53-54	7736