



VIRGINIA CAVALIERS

**Virginia Cavaliers (3-12, 0-5 ACC)
at #21 Duke (12-4, 3-3 ACC)
Sunday, Jan. 23, 6 p.m., Cameron Indoor Stadium**

2021-22 Schedule/Results

| | | |
|----------------|--|------------------|
| Nov. 9 | at James Madison | L, 84-69 |
| Nov. 14 | SOUTHERN CALIFORNIA^{ACCNX} | L, 65-48 |
| Nov. 17 | UCF^{ACCNX} | L, 59-38 |
| Nov. 21 | at No. 20 UCLA ^{Pac12} | L, 69-57 |
| Nov. 23 | at Fullerton | W, 60-48 |
| Nov. 26 | RHODE ISLAND^{ACCNX} | L, 80-70 |
| Nov. 28 | RICHMOND^{ACCN} | L, 74-65 |
| Dec. 2 | WILLIAM & MARY^{ACCNX} | W, 60-44 |
| Dec. 5 | at George Washington | W, 62-53 |
| Dec. 7 | AMERICAN^{ACCNX} | L, 69-56 |
| Dec. 19 | at No. 2 NC State ^{*ACCN} | L, 82-55 |
| Dec. 22 | at Texas Southern | canceled |
| Dec. 30 | NOTRE DAME^{*ACCNX} | postponed |
| Jan. 2 | MIAMI^{*ACCN} | postponed |
| Jan. 6 | at Virginia Tech ^{ACCNX} | postponed |
| Jan. 9 | at #16 Georgia Tech ^{ACCN} | L, 67-31 |
| Jan. 13 | # 4 NC STATE^{*ACCNX} | L, 66-43 |
| Jan. 16 | SYRACUSE^{*ACCNX} | postponed |
| Jan. 18 | at Virginia Tech ^{ACCN} | L, 69-52 |
| Jan. 20 | at #20 North Carolina ^{ACCNX} | L, 61-52 |
| Jan. 23 | at #21 Duke ^{ACCN} | 6:00 PM |
| Jan. 25 | #19 NOTRE DAME^{ACCNX} | 6:00 PM |
| Jan. 27 | VIRGINIA TECH^{*ACCNX} | 7:00 PM |
| Jan. 30 | at Florida State ^{RSN} | 12:00 PM |
| Feb. 3 | at Boston College ^{ACCNX} | 7:00 PM |
| Feb. 6 | CLEMSON^{*ACCN} | 4:00 PM |
| Feb. 10 | at #3 Louisville ^{ACCNX} | 7:00 PM |
| Feb. 13 | at Wake Forest ^{ACCN} | 4:00 PM |
| Feb. 15 | MIAMI^{*ACCNX} | 6:00 PM |
| Feb. 17 | #21 DUKE^{*ACCNX} | 7:00 PM |
| Feb. 20 | PITT^{*ACCN} | 4:00 PM |
| Feb. 24 | #20 NORTH CAROLINA^{*ACCNX} | 7:00 PM |

March 2-6
ACC Tournament, Greensboro Coliseum
* ACC game

[ACCN] - ACC Network
[ACCNX] - ACC Network Extra Streaming
[RSN] - ACC Regional Sports Networks
All Times Eastern

- Virginia is coming off a 61-52 loss on Thursday night at No. 20 North Carolina. The Tar Heels went into the game ranking second in the ACC in scoring, averaging 78.8 points per game. UVA's defense held the team to 16.8 points below that average on 31.6% shooting
- The Cavaliers made more field goals (23) than the Tar Heels (19) but UNC went 18-of-25 from the free throw line while UVA was 4-of-10
- Last Sunday's scheduled game against Syracuse was postponed because of a storm in Charlottesville (4 inches of snow & ice). This was the fifth game in UVA's last seven scheduled contests to be moved, canceled or postponed. Virginia Tech also postponed its home game
- With the rescheduling of the Virginia Tech game to Tuesday, UVA will now play six games in a 13-day span. The Cavaliers and Hokies will play one another twice in 10 days
- The Cavaliers are in the midst of three games against ranked opponents in a six-day span: No. 20 UNC on Thursday, No. 21 Duke on Sunday and No. 19 Notre Dame at home on Tuesday. UVA played No. 16 Georgia Tech and No. 4 NC State before playing at Virginia Tech on Tuesday, giving them a stretch of five ranked opponents in six games
- Taylor Valladay scored a career-high 16 points against Virginia Tech and then topped that with an 18-point performance at UNC on Thursday, her fourth double-digit scoring effort in the last six games.
- Valladay is second on the team in scoring in conference contests, averaging 13.0 points per game. She averaged 6.7 points per game in non-conference games
- Valladay ranks seventh in the ACC in assists per game at 3.6. She has a 1.24 assist-to-turnover ratio
- Kaydan Lawson came off the bench on Thursday to grab a career-high 14 rebounds at North Carolina. It was the most rebounds in a single game for a UVA player this season and just the third time this year a Cavalier grabbed double-digit boards. The guard ranks third on the team in rebounding, averaging 5.0 per game
- Virginia is second in the ACC in blocked shots per game (5.0) in conference contests. Eleah Parker leads the ACC in blocked shots per game in ACC contests at 3.5 per game. For the season, she is averaging 1.6 which ranks sixth. She blocked five shots against NC State and three against Virginia Tech and North Carolina

Projected Starting Lineup

| | | | | | | |
|---|----|-----------------|-----|----------|---------|------------------------|
| G | 1 | Carole Miller | Jr. | 6.5 ppg | 2.6 rpg | 17 ast/ 8 stls / 1 blk |
| • Season high 14 points against JMU and UCLA; started every game this season | | | | | | |
| G | 2 | Taylor Valladay | Jr. | 8.5 ppg | 3.5 rpg | 51 ast/ 20 stls |
| • Career high 18 points at UNC; averaging 13.0 ppg in ACC contests | | | | | | |
| G | 23 | Amandine Toi | Gr. | 12.9 ppg | 2.4 rpg | 40 ast/ 17 stl/ 5 blk |
| • Three 20-point games; leads the ACC in minutes played 36.3 (26th in the nation) | | | | | | |
| C | 21 | Eleah Parker | Gr. | 5.5 ppg | 5.1 rpg | 12ast / 4stls / 22blk |
| • Averaging 3.5 blocked shots per game in conference contests | | | | | | |
| F | 34 | London Clarkson | Jr. | 3.3 ppg | 3.8 rpg | 18 ast/10 stl/ 9 blk |
| • Scored a career-high 10 points against William & Mary; started 9 of 15 games | | | | | | |



HEAD COACH TINA THOMPSON QUICK FACTS

- Fourth season at Virginia; fourth season as a head coach
- Inducted into the Naismith Hall of Fame on Sept. 7, 2018
- Enshrined in the Women's Basketball Hall of Fame on June 9, 2018
- Olympic Gold Medalist in Athens in 2004 and 2008 in Beijing. Also won a gold at the 1998 World Cup in Germany and a bronze in 2006 in Brazil
- 4× WNBA champion (1997–2000)
- 9× WNBA All-Star (1999–2003, 2006, 2007, 2009, 2013)
- WNBA All-Star Game MVP (2000)
- 3× All-WNBA First Team (1997, 1998, 2004)
- 4× All-WNBA Second Team (1999–2002)
- First player selected in the first WNBA Draft (1997) by the Houston Comets
- First WNBA player to have 7,000 points and 3,000 rebounds
- Was the WNBA's all-time leading scorer at the time of her retirement (2013) with 7,488 points in 496 games played (15.1 ppg)
- She finished her collegiate career ranked fifth on Southern California's career lists in scoring (2,248 points) and (1,168 rebounds)
- Recipient of the 2022 NCAA Silver Anniversary Award (1/10). The award annually recognizes distinguished individuals based on their civic contributions on the 25th anniversary of the conclusion of their college athletics careers

2021-22 CAVALIERS SEASON PREVIEW

- Virginia returns to competitive action after playing only five games during the 2020-21 season, three non-conference contests and two ACC games. Virginia had one game canceled due to injuries depleting the roster to the point it was not safe to play (Dec. 6 at George Washington) and then six more games postponed due to COVID protocols before the decision was made on Jan. 14 to end the season
- The Cavaliers will have an almost entirely new team in 2021-22 with the addition of four transfers and one true freshman added to the roster. Guards Amandine Toi and Carole Miller are UVA's most-seasoned returning players, having each appeared in 35 games in their Cavalier careers
- Two of the transfers are graduate students coming from the Ivy League: Eleah Parker (Penn) and McKenna Dale (Brown).
- Parker is the two-time Ivy League Defensive Player of the Year and a three-time All-Ivy League selection.
- Parker was one of 20 players named to the 2021-22 Lisa Leslie Award Watch List for the top center in the nation. This is her second time being named to the preseason watch list for the honor
- Dale is a guard who played two seasons at Brown (missing 2018-19 due to injury), ranking third in points per game (17.0) and second in three-point shooting percentage (.385) in 2019-20
- UVA picked up two players from Marquette, forward Camryn Taylor and guard Taylor Valladay
- Additionally, the Cavaliers will have multiple second-year players who played only five or fewer games as true freshmen (Aaliyah Pitts, Deja Bristol and Kaydan Lawson) as well as one who was injured all of last season (Nycerra Minnis)
- Virginia has another transfer, London Clarkson, who played her freshman season at Florida State in 2019-20. Last year, she was supposed to sit out after transferring to UVA, however she was granted her immediately eligibility in December, but the Cavaliers did not play another game after she became eligible
- Guard Amandine Toi was on a hot streak when last season came to an end. Toi, who is a fifth-year graduate student who still has one more year of eligibility remaining after sitting out her first two years with knee injuries
- Junior forward Meg Jefferson was also on a hot streak before being sidelined by an injury last year. After playing a total of 83 minutes her freshman season, Jefferson found herself in the starting lineup and leading the team in scoring at 12.7 points per game in the three contests she played

SCOUTING DUKE

- Duke has been ranked as high as No. 15 in the AP poll this season after starting the year unranked. The Blue Devils are No. 21 in this week's poll
- The Blue Devils picked up a 58-49 victory at Miami on Tuesday. The team had a bye on Thursday
- Shayeann Day-Wilson is ranked the No. 4 freshman in the nation by ESPN. She is the only freshman in the ACC that leads their team in scoring with an 11.9 per game average and 3-point field goals made (30). Day-Wilson ranks eighth overall in the ACC with 3.53 assists per game, while leading true freshmen as well. She is hitting 39.5 percent from 3-point land, which ranks fourth in the ACC as well
- Celeste Taylor is fourth in the ACC in steals per game at 2.15
- Both Virginia and Duke canceled their seasons due to COVID-19 in 2020-21. Duke played four games while Virginia played five

- Head coach Kara Lawson and Virginia head coach Tina Thompson were teammates on the US gold medal-winning team at the 2008 Beijing Olympics
- Duke leads the all-time series 39-34
- Virginia has won two of the last four meetings, but both victories were in Charlottesville. Virginia's last victory in Durham was Feb. 19, 1997. The Cavaliers have lost the last 15 times they have played in Cameron



2021-22 ROSTER AND PRONUNCIATIONS

NUMERICAL

| NO | NAME | YEAR | POSITION | HT | HOMETOWN / PREVIOUS SCHOOL |
|----|---------------------|------|----------|------|--|
| 1 | Carole Miller | JR | Guard | 6-0 | Alexandria, Va./Edison High |
| 2 | Taylor Valladay | JR | Guard | 5-7 | Chicago, Ill/Marquette |
| 3 | Aaliyah Pitts | SO | Guard | 6-0 | Suitland, Md./Bishop McNamara |
| 5 | Tihana Stojavljevic | GR | Forward | 6-3 | Zagreb, Croatia/Maine/Texas Tech |
| 12 | Meg Jefferson | JR | Forward | 6-3 | Sydney, Australia/Saint Columba's Catholic College |
| 13 | Deja Bristol | SO | Forward | 6-1 | Upper Marlboro, Md./New Hope Academy |
| 14 | Kaydan Lawson | SO | Guard | 6-0 | Cleveland, Ohio/Orange High School |
| 15 | Annaliese Griffin | FR | Guard | 6-1 | Joliet, Ill./Aurora Christian |
| 20 | Camryn Taylor | JR | Forward | 6-2 | Peoria, Ill./Marquette |
| 21 | Eleah Parker | GR | Forward | 6-4 | Charlotte, N.C./Pennsylvania |
| 23 | Amandine Toi | GR | Guard | 5-10 | Paris, France/INSEP Academy |
| 32 | Nycerra Minnis | SO | Forward | 6-3 | Riverdale, Md./Herndon High (Va.) |
| 34 | London Clarkson | JR | Forward | 6-2 | Pflugerville, Texas//Florida State |
| 44 | McKenna Dale | GR | Guard | 6-0 | Storrs, Conn./Brown |

ALPHABETICAL

| NO | NAME | YEAR | POSITION | HT | HOMETOWN / PREVIOUS SCHOOL |
|----|---------------------|------|----------|------|--|
| 13 | Deja Bristol | SO | Forward | 6-1 | Upper Marlboro, Md./New Hope Academy |
| 34 | London Clarkson | JR | Forward | 6-2 | Pflugerville, Texas//Florida State |
| 44 | McKenna Dale | GR | Guard | 6-0 | Storrs, Conn./Brown |
| 15 | Annaliese Griffin | FR | Guard | 6-1 | Joliet, Ill./Aurora Christian |
| 12 | Meg Jefferson | JR | Forward | 6-3 | Sydney, Australia/Saint Columba's Catholic College |
| 14 | Kaydan Lawson | SO | Guard | 6-0 | Cleveland, Ohio/Orange High School |
| 1 | Carole Miller | JR | Guard | 6-0 | Alexandria, Va./Edison High |
| 32 | Nycerra Minnis | SO | Forward | 6-3 | Riverdale, Md./Herndon High (Va.) |
| 21 | Eleah Parker | GR | Forward | 6-4 | Charlotte, N.C./Pennsylvania |
| 3 | Aaliyah Pitts | SO | Guard | 6-0 | Suitland, Md./Bishop McNamara |
| 5 | Tihana Stojavljevic | GR | Forward | 6-3 | Zagreb, Croatia/Maine/Texas Tech |
| 2 | Taylor Valladay | JR | Guard | 5-7 | Chicago, Ill/Marquette |
| 20 | Camryn Taylor | JR | Forward | 6-2 | Peoria, Ill./Marquette |
| 23 | Amandine Toi | GR | Guard | 5-10 | Paris, France/INSEP Academy |

Head Coach: Tina Thompson (Southern California '97), 4th Year

Associate Head Coach: Karleen Thompson (Southern California '97), 4th year

Assistant Coach: Walter Pitts (Alabama '08), 3rd year

Assistant Coach: James Posey (Xavier '99), 1st year

Pronunciations

| | |
|---------------------|----------------------------|
| Deja Bristol | Day-zah |
| Nycerra Minnis | Nye Sarah |
| Eleah Parker | EE-lay-uh |
| Aaliyah Pitts | Ah-LEE-uh |
| Tihana Stojavljevic | Tee-anna stoy-SAV-leh-VICK |
| Amandine Toi | ah-MAN-deen TWAH |



#13
DEJA BRISTOL
6-1 FORWARD
SOPHOMORE
UPPER MARLBORO, MD



BRISTOL, Deja

| SEASON | TEAM | GP-GS | MIN | Field Goals | | | 3-Point | | | F-Throws | | Rebounds | | | PF-FO | | | A TO BLK | | | STL | | PTS | | AVG |
|--------------|------|-------------|------------|-------------|-------------|-------------|------------|-------------|-------------|-------------|-----------|-----------|-----------|------------|-------------|----------|----------|----------|----------|-----------|------------|-----|-----|-----|-----|
| | | | | FG | FGA | FG% | 3FG | 3FGA | 3FG% | FT | FTA | FT% | OFF | DEF | TOT | AVG | PF | FO | A | TO | BLK | STL | PTS | AVG | |
| 2020-21 | UVa | 5-2 | 97 | 19.3 | 5-12 | .417 | 0-0 | .000 | 6-8 | .750 | 9 | 13 | 22 | 4.4 | 10-0 | 1 | 6 | 0 | 3 | 16 | 3.2 | | | | |
| 2021-22 | UVa | 8-0 | 45 | 5.6 | 2-8 | .250 | 0-0 | .000 | 0-2 | .000 | 4 | 4 | 8 | 1.0 | 2-0 | 1 | 2 | 0 | 1 | 4 | 0.5 | | | | |
| TOTAL | | 13-2 | 142 | 10.9 | 7-20 | .350 | 0-0 | .000 | 6-10 | .600 | 13 | 17 | 30 | 2.3 | 12-0 | 2 | 8 | 0 | 4 | 20 | 1.5 | | | | |

Single Game Highs

| Statistic | Value |
|-------------|---|
| Points | 7 at Florida St. 12/13/20 |
| Rebounds | 9 at UCF 11/25/20 |
| Assists | 1 at Florida St. 12/13/20, vs Rhode Island 11/26/21 |
| Steals | 1 4 times |
| FG Made | 2 at Florida St. 12/13/20 |
| FG Attempts | 5 at UCF 11/25/20 |
| FT Made | 3 at Florida St. 12/13/20 |
| FT Attempts | 4 at Florida St. 12/13/20 |

2021-22 SEASON

- Made her season debut in the UCF game, scoring in her first minutes on the floor (11/17)

2020-21

- Grabbed a team-high nine rebounds in her collegiate debut at UCF (11/25)
- Made her first collegiate start in the game against ECU (11/29)
- Suffered an injury in the James Madison game, but returned to the court and the starting lineup against Clemson

BACKGROUND

- Played two years at Annapolis Area Christian School before transferring to New Hope Academy as a junior
- Member of the 2019 GEICO National Champion New Hope team
- Helped lead the squad to a runner-up finish at the NACA National Championships her senior season
- 2020 All-Met third team
- 2020 McDonald's All-America nominee
- 2020 NACA All-Tournament Team
- Averaged 12 points and 10 rebounds per game her senior season

#13 BRISTOL, Deja

| Opponent | Date | GS | MIN | Total | | 3-Pointers | | Free throws | | Rebounds | | | | PF | | | A | TO | BLK | STL | PTS | AVG |
|----------------------|------------|----|----------------|------------|-------------|------------|-------------|-------------|-------------|----------|----------|----------|------------|----------|----------|----------|----------|----------|----------|------------|-----|-----|
| | | | | FG | FGA | PCT | 3FG | 3FGA | PCT | FT | FTA | PCT | OFF | DEF | TOT | AVG | | | | | | |
| UCF | 11/17/2021 | | 03:53 | 1-2 | .500 | 0-0 | .000 | 0-0 | .000 | 0 | 0 | 0 | 0.0 | 0 | 0 | 1 | 0 | 0 | 2 | 2.0 | | |
| Rhode Island | 11/26/2021 | | 07:05 | 0-1 | .000 | 0-0 | .000 | 0-2 | .000 | 1 | 1 | 2 | 1.0 | 0 | 1 | 0 | 0 | 0 | 0 | 1.0 | | |
| William & Mary | 12/02/2021 | | 08:38 | 1-2 | .500 | 0-0 | .000 | 0-0 | .000 | 1 | 1 | 2 | 1.3 | 1 | 0 | 1 | 0 | 0 | 2 | 1.3 | | |
| at George Washington | 12/05/2021 | | 06:24 | 0-1 | .000 | 0-0 | .000 | 0-0 | .000 | 1 | 0 | 1 | 1.3 | 0 | 0 | 0 | 0 | 0 | 0 | 1.0 | | |
| American | 12/07/2021 | | 03:22 | 0-0 | .000 | 0-0 | .000 | 0-0 | .000 | 0 | 0 | 0 | 1.0 | 0 | 0 | 0 | 0 | 1 | 0 | 0.8 | | |
| at Georgia Tech | 01/09/2022 | | 07:42 | 0-1 | .000 | 0-0 | .000 | 0-0 | .000 | 0 | 1 | 1 | 1.0 | 0 | 0 | 0 | 0 | 0 | 0 | 0.7 | | |
| NC State | 01/13/2022 | | 04:15 | 0-0 | .000 | 0-0 | .000 | 0-0 | .000 | 0 | 0 | 0 | 0.9 | 1 | 0 | 0 | 0 | 0 | 0 | 0.6 | | |
| at North Carolina | 01/20/2022 | | 03:44 | 0-1 | .000 | 0-0 | .000 | 0-0 | .000 | 1 | 1 | 2 | 1.0 | 0 | 0 | 0 | 0 | 0 | 0 | 0.5 | | |
| Totals | | | 0 45:03 | 2-8 | .250 | 0-0 | .000 | 0-2 | .000 | 4 | 4 | 8 | 1.0 | 2 | 1 | 2 | 0 | 1 | 4 | 0.5 | | |

Player Averages

| Games Played | Minutes/ game | Points/ game | FG Pct | 3FG Pct | FT Pct | Rebounds/ game | Assists/ game | Turnovers/ game | Assist/Turnover ratio | Steals/ game | Blocks/ game |
|--------------|---------------|--------------|--------|---------|--------|----------------|---------------|-----------------|-----------------------|--------------|--------------|
| 8 | 5.6 | 0.5 | 25.0 | 0.0 | 0.0 | 1.0 | 0.1 | 0.3 | 0.5 | 0.1 | 0.0 |



#34
LONDON CLARKSON
6-2 FORWARD
JUNIOR
PFLUGERVILLE, TEXAS

CLARKSON, London

| | | Field Goals | | 3-Point | | F-Throws | | Rebounds | | | PF-FO | | | Scoring | | | | | | | |
|----------------------|------|-------------|-----------------|--------------|-------------|------------|-------------|--------------|-------------|-----------|-----------|-----------|------------|-------------|-----------|-----------|-----------|-----------|-----------|------------|-----|
| SEASON | TEAM | GP-GS | MIN/AVG | FG-FGA | FG% | 3FG-3FGA | 3FG% | FT-FTA | FT% | OFF | DEF | TOT | AVG | PF | FO | A | TO | BLK | STL | PTS | AVG |
| 2019-20 | FSU | 25-0 | 187/7.5 | 7-16 | .438 | 0-0 | .000 | 16-23 | .696 | 15 | 21 | 36 | 1.4 | 22-0 | 9 | 9 | 3 | 3 | 30 | 1.2 | |
| 2021-22 | UVa | 15-9 | 353/23.5 | 19-46 | .413 | 0-1 | .000 | 11-29 | .379 | 22 | 35 | 57 | 3.8 | 43-2 | 18 | 38 | 9 | 10 | 49 | 3.3 | |
| TOTAL FOR UVa | | 15-9 | 353/23.5 | 19-46 | .413 | 0-1 | .000 | 11-29 | .379 | 22 | 35 | 57 | 3.8 | 43-2 | 18 | 38 | 9 | 10 | 49 | 3.3 | |
| TOTAL | | 40-9 | 540/13.5 | 26-62 | .419 | 0-1 | .000 | 27-52 | .519 | 37 | 56 | 93 | 2.3 | 65-2 | 27 | 47 | 12 | 13 | 79 | 2.0 | |

Single Game Highs

| Statistic | Value |
|--------------|--|
| Points | 10 vs William & Mary 12/02/21 |
| Rebounds | 9 at North Carolina 01/20/22 |
| Assists | 3 vs Richmond 11/28/21 |
| Steals | 2 vs Virginia Tech 12/29/19, vs UCF 11/17/21, vs William & Mary 12/02/21 |
| Blocks | 3 at North Carolina 01/20/22 |
| FG Made | 4 vs William & Mary 12/02/21 |
| FG Attempts | 7 vs Southern California 11/14/21 |
| 3FG Attempts | 1 vs American 12/07/21 |
| FT Made | 5 at Pittsburgh 02/01/20 |
| FT Attempts | 6 vs Southern California 11/14/21 |

BACKGROUND

- Played in 25 of FSU's 32 games in 2019-20
- Averaged 1.2 points, 1.4 rebounds and shot 43.8 percent (7-of-16) from the floor in 7.5 minutes per game with the Seminoles
- Ranked 68th nationally and eighth in the state of Texas by Prospects Nation, while earning a No. 93 overall rank by Max Preps
- Started three years for her varsity squad, registering 17.3 points, 10.0 rebounds, 2.9 steals and 2.1 assists per game in her senior year
- Led her high school to the Class 5A regional quarterfinals as a senior, earning All-Central Texas First Team honors
- Earned district offensive MVP honors as a junior and averaged 13.6 points, 7.6 rebounds as well as shooting 56 percent from the floor
- Guided Pflugerville to a Class 6A co-title as a junior
- Recorded Texas Association of Basketball Coaches 6A All-State honors as a junior and senior

2021-22

- Was in the starting lineup for the season-opener at JMU (11/09), her first game played in a Cavalier uniform
- Had her first double-digit scoring game of her career with 10 points against William & Mary (12/2). Her previous career high was eight against USC this year. Her highest single game total while at Florida State was a six-point game against Virginia Tech
- Moved back into the starting lineup in the Richmond game

2020-21

- Received waivers for immediate eligibility from the NCAA and ACC. She was eligible to play starting on Dec. 20 at Virginia Tech, a game that was postponed
- Sociology major

#34 CLARKSON, London

| Opponent | Date | GS | MIN | Total | | 3-Pointers | | Free throws | | Rebounds | | | | PF | | | PTS | AVG | | | |
|----------------------|------------|----|----------|---------------|--------------|-------------|------------|-------------|--------------|-------------|-----------|-----------|-----------|------------|-----------|-----------|-----------|----------|-----------|-----------|------------|
| | | | | FG-FGA | PCT | 3FG-3FGA | PCT | FT-FTA | PCT | OFF | DEF | TOT | AVG | A | TO | BLK | | | STL | | |
| at James Madison | 11/09/2021 | * | 11:27 | 2-2 | 1.000 | 0-0 | .000 | 0-0 | .000 | 0 | 1 | 1 | 1.0 | 4 | 1 | 0 | 0 | 1 | 4 | 4.0 | |
| Southern California | 11/14/2021 | | 28:22 | 3-7 | .429 | 0-0 | .000 | 2-9 | .222 | 3 | 3 | 6 | 3.5 | 1 | 2 | 2 | 0 | 0 | 8 | 6.0 | |
| UCF | 11/17/2021 | | 23:24 | 2-3 | .667 | 0-0 | .000 | 1-3 | .333 | 1 | 1 | 2 | 3.0 | 5 | 1 | 1 | 0 | 2 | 5 | 5.7 | |
| at UCLA | 11/21/2021 | | 15:46 | 0-2 | .000 | 0-0 | .000 | 0-0 | .000 | 1 | 0 | 1 | 2.5 | 1 | 1 | 1 | 0 | 0 | 0 | 4.3 | |
| at Cal St. Fullerton | 11/23/2021 | | 26:06 | 0-4 | .000 | 0-0 | .000 | 1-2 | .500 | 0 | 2 | 2 | 2.4 | 3 | 0 | 0 | 2 | 1 | 1 | 3.6 | |
| Rhode Island | 11/26/2021 | | 13:01 | 0-1 | .000 | 0-0 | .000 | 0-0 | .000 | 0 | 3 | 3 | 2.5 | 4 | 1 | 2 | 0 | 0 | 0 | 3.0 | |
| Richmond | 11/28/2021 | * | 23:55 | 0-4 | .000 | 0-0 | .000 | 0-0 | .000 | 1 | 1 | 2 | 2.4 | 1 | 3 | 4 | 0 | 1 | 0 | 2.6 | |
| William & Mary | 12/02/2021 | * | 17:37 | 4-5 | .800 | 0-0 | .000 | 2-3 | .667 | 1 | 4 | 5 | 2.8 | 1 | 1 | 3 | 1 | 2 | 10 | 3.5 | |
| at George Washington | 12/05/2021 | * | 25:59 | 1-1 | 1.000 | 0-0 | .000 | 0-2 | .000 | 0 | 4 | 4 | 2.9 | 3 | 0 | 3 | 0 | 0 | 2 | 3.3 | |
| American | 12/07/2021 | * | 31:15 | 1-3 | .333 | 0-1 | .000 | 1-2 | .500 | 5 | 2 | 7 | 3.3 | 5 | 1 | 2 | 1 | 1 | 3 | 3.3 | |
| at NC State | 12/19/2021 | | 18:46 | 0-0 | .000 | 0-0 | .000 | 1-2 | .500 | 0 | 1 | 1 | 3.1 | 4 | 0 | 3 | 0 | 0 | 1 | 3.1 | |
| at Georgia Tech | 01/09/2022 | * | 26:28 | 2-5 | .400 | 0-0 | .000 | 0-0 | .000 | 0 | 3 | 3 | 3.1 | 4 | 2 | 4 | 1 | 0 | 4 | 3.2 | |
| NC State | 01/13/2022 | * | 35:06 | 1-3 | .333 | 0-0 | .000 | 1-2 | .500 | 2 | 3 | 5 | 3.2 | 2 | 1 | 5 | 1 | 1 | 3 | 3.2 | |
| at Virginia Tech | 01/18/2022 | * | 28:20 | 0-2 | .000 | 0-0 | .000 | 0-0 | .000 | 1 | 5 | 6 | 3.4 | 2 | 2 | 6 | 0 | 0 | 0 | 2.9 | |
| at North Carolina | 01/20/2022 | * | 27:17 | 3-4 | .750 | 0-0 | .000 | 2-4 | .500 | 7 | 2 | 9 | 3.8 | 3 | 2 | 2 | 3 | 1 | 8 | 3.3 | |
| Totals | | | 9 | 352:49 | 19-46 | .413 | 0-1 | .000 | 11-29 | .379 | 22 | 35 | 57 | 3.8 | 43 | 18 | 38 | 9 | 10 | 49 | 3.3 |

Player Averages

| Games Played | Minutes/game | Points/game | FG Pct | 3FG Pct | FT Pct | Rebounds/game | Assists/game | Turnovers/game | Assist/Turnover ratio | Steals/game | Blocks/game |
|--------------|--------------|-------------|--------|---------|--------|---------------|--------------|----------------|-----------------------|-------------|-------------|
| 15 | 23.5 | 3.3 | 41.3 | 0.0 | 37.9 | 3.8 | 1.2 | 2.5 | 0.5 | 0.7 | 0.6 |



#44
MCKENNA DALE
6-0 GUARD
GRAD STUDENT
STORRS, CONN.



DALE, Mckenna

| SEASON | TEAM | GP-GS | MIN/AVG | Field Goals | | 3-Point | | F-Throws | | Rebounds | | | Scoring | | | | | | | |
|----------------------|--------------|------------------|----------------|-------------|---------------|-------------|--------------|-------------|-----------|------------|------------|------------|-------------|-----------|-----------|-----------|-----------|------------|------------|------|
| | | | | FG-FGA | FG% | 3FG-3FGA | 3FG% | FT-FTA | FT% | OFF | DEF | TOT | AVG | PF | FO | A | TO | BLK | STL | PTS |
| 2017-18 | BRN | 18-2 | 217/12.1 | 25-62 | .403 | 13-38 | .342 | 7-14 | .500 | 11 | 17 | 28 | 1.6 | 14-0 | 13 | 10 | 4 | 6 | 70 | 3.9 |
| 2019-20 | BRN | 27-19 | 699/25.9 | 124-318 | .390 | 58-171 | .339 | 56-66 | .848 | 39 | 104 | 143 | 5.3 | 62-1 | 51 | 59 | 26 | 28 | 362 | 13.4 |
| 2021-22 | Uva | 15-0 | 156/10.4 | 9-51 | .176 | 5-34 | .147 | 2-4 | .500 | 12 | 13 | 25 | 1.7 | 15-0 | 9 | 8 | 0 | 8 | 25 | 1.7 |
| TOTAL FOR Uva | 15-0 | 156/10.4 | 9-51 | .176 | 5-34 | .147 | 2-4 | .500 | 12 | 13 | 25 | 1.7 | 15-0 | 9 | 8 | 0 | 8 | 25 | 1.7 | |
| TOTAL | 60-21 | 1072/17.9 | 158-431 | .367 | 76-243 | .313 | 65-84 | .774 | 62 | 134 | 196 | 3.3 | 91-1 | 73 | 77 | 30 | 42 | 457 | 7.6 | |

Single Game Highs

| Statistic | Value |
|--------------|--|
| Points | 28 vs Dartmouth 03/07/20 |
| Rebounds | 12 at FIU 12/29/19 |
| Assists | 10 vs Penn 02/14/20 |
| Steals | 4 vs Cornell 02/22/20, vs Maine 11/11/19 |
| Blocks | 5 vs Cornell 02/22/20 |
| FG Made | 10 at Penn 02/29/20 |
| FG Attempts | 22 at Penn 02/29/20 |
| 3FG Made | 7 vs Dartmouth 03/07/20 |
| 3FG Attempts | 13 vs Dartmouth 03/07/20, at Penn 02/29/20 |
| FT Made | 8 vs Penn 02/14/20, at Dartmouth 02/07/20 |
| FT Attempts | 8 vs Penn 02/14/20, at Dartmouth 02/07/20 |

2021-22

- Made her UVA debut coming in off the bench in the first quarter of the season-opener at James Madison (11/9)
- Grabbed a season-high seven rebounds against Richmond (1/28)

AT BROWN

- Played two seasons at Brown, (2017-18 and 2019-20) missing the 2018-19 season due to injury
- During 2019-20 Ivy League play, ranked third in the conference in points per game (17.0), second in 3-point percentage (.385), third in 3-pointers per game (2.9), first in free throw percentage (.851), and fifth in blocks per game (1.5). Overall, stood 11th in the league in points per game (13.4), sixth in 3-point percentage (.339), sixth in 3-pointers per game (2.1), and sixth in blocks per game (1.0)
- Her freshman season, played in 18 games with two starts, averaging 12.1 minutes, 3.9 points, and 1.6 rebounds per game

BACKGROUND

- Garnered Connecticut Gatorade Player of the Year, Hartford Courant Player of the Year, and New Haven Register Player of the Year honors as a senior
- Earned All-State honors in 2016 and 2017 and All-Conference honors four times
- Finished her career as E.O. Smith's all-time leading scorer – male or female – with 1,792 career points
- Netted 560 points (20.0 per game) as a junior and 506 points (23.1 per game) as a senior
- Totaled 747 rebounds, 264 steals, and 162 blocks over career
- Played for the New Zealand U18 National Team
- Was also a swimmer, winning state titles in the 50 free and 100 free in 2016 and 2017, setting a state record in the 50 free
- Holds dual citizenship between the United States and New Zealand

#44 DALE, Mckenna

| Opponent | Date | GS | MIN | Total | | 3-Pointers | | Free throws | | Rebounds | | | PF | | | A | | | PTS | AVG | |
|----------------------|------------|----|----------|---------------|-------------|-------------|-------------|-------------|------------|-------------|-----------|-----------|-----------|------------|-----------|----------|----------|----------|----------|-----------|------------|
| | | | | FG-FGA | PCT | 3FG-3FGA | PCT | FT-FTA | PCT | OFF | DEF | TOT | AVG | PF | A | TO | BLK | STL | | | |
| at James Madison | 11/09/2021 | | 12:32 | 0-3 | .000 | 0-3 | .000 | 0-0 | .000 | 0 | 2 | 2 | 2.0 | 1 | 1 | 1 | 0 | 0 | 0 | 0 | 0.0 |
| Southern California | 11/14/2021 | | 14:08 | 1-4 | .250 | 0-2 | .000 | 0-0 | .000 | 0 | 0 | 0 | 1.0 | 0 | 1 | 0 | 0 | 1 | 2 | 1.0 | |
| UCF | 11/17/2021 | | 13:04 | 0-4 | .000 | 0-4 | .000 | 0-2 | .000 | 0 | 1 | 1 | 1.0 | 0 | 0 | 0 | 0 | 0 | 0 | 0.7 | |
| at UCLA | 11/21/2021 | | 06:44 | 0-0 | .000 | 0-0 | .000 | 0-0 | .000 | 1 | 0 | 1 | 1.0 | 1 | 1 | 0 | 0 | 1 | 0 | 0.5 | |
| at Cal St. Fullerton | 11/23/2021 | | 10:34 | 0-3 | .000 | 0-3 | .000 | 0-0 | .000 | 0 | 0 | 0 | 0.8 | 0 | 2 | 0 | 0 | 0 | 0 | 0.4 | |
| Rhode Island | 11/26/2021 | | 12:13 | 2-4 | .500 | 2-2 | 1.000 | 0-0 | .000 | 0 | 1 | 1 | 0.8 | 4 | 1 | 0 | 0 | 0 | 6 | 1.3 | |
| Richmond | 11/28/2021 | | 19:08 | 2-9 | .222 | 2-7 | .286 | 0-0 | .000 | 4 | 3 | 7 | 1.7 | 4 | 0 | 2 | 0 | 2 | 6 | 2.0 | |
| William & Mary | 12/02/2021 | | 12:18 | 1-3 | .333 | 0-1 | .000 | 0-0 | .000 | 2 | 2 | 4 | 2.0 | 0 | 0 | 1 | 0 | 1 | 2 | 2.0 | |
| at George Washington | 12/05/2021 | | 06:05 | 0-2 | .000 | 0-0 | .000 | 2-2 | 1.000 | 1 | 0 | 1 | 1.9 | 0 | 0 | 1 | 0 | 0 | 2 | 2.0 | |
| American | 12/07/2021 | | 03:16 | 0-2 | .000 | 0-2 | .000 | 0-0 | .000 | 0 | 0 | 0 | 1.7 | 1 | 1 | 1 | 0 | 0 | 0 | 1.8 | |
| at NC State | 12/19/2021 | | 02:26 | 0-2 | .000 | 0-2 | .000 | 0-0 | .000 | 1 | 0 | 1 | 1.6 | 0 | 0 | 0 | 0 | 1 | 0 | 1.6 | |
| at Georgia Tech | 01/09/2022 | | 19:11 | 1-5 | .200 | 1-3 | .333 | 0-0 | .000 | 2 | 3 | 5 | 1.9 | 0 | 1 | 0 | 0 | 1 | 3 | 1.8 | |
| NC State | 01/13/2022 | | 03:26 | 1-2 | .500 | 0-0 | .000 | 0-0 | .000 | 0 | 1 | 1 | 1.8 | 0 | 0 | 1 | 0 | 0 | 2 | 1.8 | |
| at Virginia Tech | 01/18/2022 | | 06:48 | 0-1 | .000 | 0-0 | .000 | 0-0 | .000 | 0 | 0 | 0 | 1.7 | 1 | 0 | 1 | 0 | 1 | 0 | 1.6 | |
| at North Carolina | 01/20/2022 | | 14:20 | 1-7 | .143 | 0-5 | .000 | 0-0 | .000 | 1 | 0 | 1 | 1.7 | 3 | 1 | 0 | 0 | 0 | 2 | 1.7 | |
| Totals | | | 0 | 156:13 | 9-51 | .176 | 5-34 | .147 | 2-4 | .500 | 12 | 13 | 25 | 1.7 | 15 | 9 | 8 | 0 | 8 | 25 | 1.7 |

Player Averages

| Games Played | Minutes/game | Points/game | FG Pct | 3FG Pct | FT Pct | Rebounds/game | Assists/game | Turnovers/game | Assist/Turnover ratio | Steals/game | Blocks/game |
|--------------|--------------|-------------|--------|---------|--------|---------------|--------------|----------------|-----------------------|-------------|-------------|
| 15 | 10.4 | 1.7 | 17.6 | 14.7 | 50.0 | 1.7 | 0.6 | 0.5 | 1.1 | 0.5 | 0.0 |



#15
ANNALIESE GRIFFIN
6-1 GUARD
FRESHMAN
JOLIET, ILL.



GRIFFIN, Annaliese

| | | Field Goals | | 3-Point | | F-Throws | | Rebounds | | | Scoring | | | | | | | | | | |
|--------------|------|-------------|--------------|------------|-------------|------------|-------------|------------|-------------|----------|----------|----------|------------|------------|----------|----------|----------|----------|----------|----------|------------|
| SEASON | TEAM | GP-GS | MIN/AVG | FG-FGA | FG% | 3FG-3FGA | 3FG% | FT-FTA | FT% | OFF | DEF | TOT | AVG | PF | FO | A | TO | BLK | STL | PTS | AVG |
| 2021-22 | Uva | 2-0 | 8/3.9 | 0-2 | .000 | 0-1 | .000 | 0-2 | .000 | 1 | 1 | 2 | 1.0 | 3 | 0 | 1 | 0 | 0 | 0 | 0 | 0.0 |
| TOTAL | | 2-0 | 8/3.9 | 0-2 | .000 | 0-1 | .000 | 0-2 | .000 | 1 | 1 | 2 | 1.0 | 3-0 | 0 | 1 | 0 | 0 | 0 | 0 | 0.0 |

Single Game Highs

| Statistic | Value |
|--------------|------------------------------|
| Rebounds | 2 vs William & Mary 12/02/21 |
| FG Attempts | 2 vs William & Mary 12/02/21 |
| 3FG Attempts | 1 vs William & Mary 12/02/21 |
| FT Attempts | 2 vs William & Mary 12/02/21 |

2021-22

- Made her collegiate debut in the William & Mary game, checking in during the fourth quarter

BACKGROUND

- Two-time News-Gazette All-State second team
- 2021 Illinois AP Class 1 All-State Girls Basketball Team
- 2021 McDonald's All-America nominee
- Scored over 1500 points in her prep career
- Averaged 20.6 points and 9 rebounds per game as a sophomore and 17.8 points and 10.4 rebounds per game her junior season
- Played two years at Plainfield Central before transferring to Aurora Christian for her junior and senior seasons

#15 GRIFFIN, Annaliese

| Opponent | Date | GS | MIN | Total | | 3-Pointers | | Free throws | | Rebounds | | | | PF | A | TO | BLK | STL | PTS | AVG |
|-----------------|------------|----------|--------------|------------|-------------|------------|-------------|-------------|-------------|----------|----------|----------|------------|----------|----------|----------|----------|----------|----------|------------|
| | | | | FG-FGA | PCT | 3FG-3FGA | PCT | FT-FTA | PCT | OFF | DEF | TOT | AVG | | | | | | | |
| William & Mary | 12/02/2021 | | 06:46 | 0-2 | .000 | 0-1 | .000 | 0-2 | .000 | 1 | 1 | 2 | 2.0 | 3 | 0 | 1 | 0 | 0 | 0 | 0.0 |
| at Georgia Tech | 01/09/2022 | | 01:07 | 0-0 | .000 | 0-0 | .000 | 0-0 | .000 | 0 | 0 | 0 | 1.0 | 0 | 0 | 0 | 0 | 0 | 0 | 0.0 |
| Totals | | 0 | 07:53 | 0-2 | .000 | 0-1 | .000 | 0-2 | .000 | 1 | 1 | 2 | 1.0 | 3 | 0 | 1 | 0 | 0 | 0 | 0.0 |

Player Averages

| Games Played | Minutes/game | Points/game | FG Pct | 3FG Pct | FT Pct | Rebounds/game | Assists/game | Turnovers/game | Assist/Turnover ratio | Steals/game | Blocks/game |
|--------------|--------------|-------------|--------|---------|--------|---------------|--------------|----------------|-----------------------|-------------|-------------|
| 2 | 3.9 | 0.0 | 0.0 | 0.0 | 0.0 | 1.0 | 0.0 | 0.5 | 0.0 | 0.0 | 0.0 |



#12
MEG JEFFERSON
6-3 FORWARD
JUNIOR
SYDNEY, AUSTRALIA

JEFFERSON, Meg

| SEASON | TEAM | GP-GS | MIN | AVG | Field Goals | | 3-Point | | F-Throws | | Rebounds | | | | Scoring | | | | | | |
|--------------|------|-------------|------------|------------|--------------|-------------|------------|-------------|--------------|-------------|-----------|-----------|-----------|------------|-------------|----------|-----------|----------|-----------|-----------|------------|
| | | | | | FG-FGA | FG% | 3FG-3FGA | 3FG% | FT-FTA | FT% | OFF | DEF | TOT | AVG | PF-FO | A | TO | BLK | STL | PTS | AVG |
| 2019-20 | UVa | 15-0 | 83 | 5.6 | 6-13 | .462 | 0-0 | .000 | 5-6 | .833 | 10 | 8 | 18 | 1.2 | 7-0 | 2 | 12 | 0 | 5 | 17 | 1.1 |
| 2020-21 | UVa | 3-3 | 104 | 34.6 | 17-22 | .773 | 0-0 | .000 | 4-4 | 1.000 | 10 | 6 | 16 | 5.3 | 7-0 | 2 | 0 | 1 | 2 | 38 | 12.7 |
| 2021-22 | UVa | 13-1 | 101 | 7.7 | 8-24 | .333 | 0-0 | .000 | 4-6 | .667 | 5 | 10 | 15 | 1.2 | 13-0 | 2 | 7 | 0 | 4 | 20 | 1.5 |
| TOTAL | | 31-4 | 288 | 9.3 | 31-59 | .525 | 0-0 | .000 | 13-16 | .813 | 25 | 24 | 49 | 1.6 | 27-0 | 6 | 19 | 1 | 11 | 75 | 2.4 |

Single Game Highs

| Statistic | Value | |
|-------------|-------|--|
| Points | 16 | vs East Carolina 11/29/20 |
| Rebounds | 8 | vs East Carolina 11/29/20 |
| Assists | 1 | 6 times |
| Steals | 2 | vs Syracuse 02/02/20 |
| Blocks | 1 | vs James Madison 12/03/20 |
| FG Made | 7 | vs James Madison 12/03/20, vs East Carolina 11/29/20 |
| FG Attempts | 9 | vs James Madison 12/03/20, vs East Carolina 11/29/20 |
| FT Made | 3 | vs Notre Dame 01/26/20 |
| FT Attempts | 4 | vs Notre Dame 01/26/20 |

2021-22 SEASON

- Was in the starting lineup at Georgia Tech, scoring six points with five rebounds (1/9)

2020-21

- In her three games last season, led the ACC in shooting percentage and ranked sixth in the NCAA at 73.3 percent (17-of-22). Led the team in scoring at 12.7 points per game
- Made her first career start at UCF, scoring eight points (11/25)
- Scored 16 points with eight rebounds against ECU (11/29)
- Suffered an injury in the Jame Madison game (12/3) and did not play in the final two games of the season

2019-20

- Appeared in 15 games, averaging 5.7 minutes per game
- Finished the season with 17 points, 18 rebounds, two assists and five steals
- Made her collegiate debut against Bucknell, scoring six points with two rebounds in 18 minutes (11/5)

#12 JEFFERSON, Meg

| Opponent | Date | GS | MIN | Total | | 3-Pointers | | Free throws | | Rebounds | | | | PF | | A | | TO | | BLK | | STL | | PTS | | AVG | |
|----------------------|------------|----------|---------------|-------------|-------------|------------|-------------|-------------|-------------|----------|-----------|-----------|------------|-----------|----------|----------|----------|----------|-----------|------------|--|-----|--|-----|--|-----|--|
| | | | | FG-FGA | PCT | 3FG-3FGA | PCT | FT-FTA | PCT | OFF | DEF | TOT | AVG | | | | | | | | | | | | | | |
| at James Madison | 11/09/2021 | | 06:58 | 1-3 | .333 | 0-0 | .000 | 0-0 | .000 | 0 | 0 | 0 | 0.0 | 2 | 0 | 1 | 0 | 1 | 2 | 2.0 | | | | | | | |
| Southern California | 11/14/2021 | | 16:28 | 2-6 | .333 | 0-0 | .000 | 2-2 | 1.000 | 1 | 3 | 4 | 2.0 | 1 | 0 | 0 | 0 | 0 | 6 | 4.0 | | | | | | | |
| UCF | 11/17/2021 | | 04:09 | 1-1 | 1.000 | 0-0 | .000 | 1-2 | .500 | 0 | 0 | 0 | 1.3 | 1 | 0 | 0 | 0 | 1 | 3 | 3.7 | | | | | | | |
| at UCLA | 11/21/2021 | | 07:31 | 0-0 | .000 | 0-0 | .000 | 1-2 | .500 | 0 | 0 | 0 | 1.0 | 2 | 1 | 0 | 0 | 0 | 1 | 3.0 | | | | | | | |
| at Cal St. Fullerton | 11/23/2021 | | 08:47 | 0-0 | .000 | 0-0 | .000 | 0-0 | .000 | 0 | 2 | 2 | 1.2 | 0 | 1 | 2 | 0 | 1 | 0 | 2.4 | | | | | | | |
| Rhode Island | 11/26/2021 | | 03:49 | 0-1 | .000 | 0-0 | .000 | 0-0 | .000 | 0 | 0 | 0 | 1.0 | 2 | 0 | 1 | 0 | 1 | 0 | 2.0 | | | | | | | |
| Richmond | 11/28/2021 | | 04:47 | 1-1 | 1.000 | 0-0 | .000 | 0-0 | .000 | 1 | 0 | 1 | 1.0 | 0 | 0 | 0 | 0 | 0 | 2 | 2.0 | | | | | | | |
| William & Mary | 12/02/2021 | | 07:45 | 0-4 | .000 | 0-0 | .000 | 0-0 | .000 | 1 | 1 | 2 | 1.1 | 1 | 0 | 0 | 0 | 0 | 1.8 | | | | | | | | |
| American | 12/07/2021 | | 02:29 | 0-0 | .000 | 0-0 | .000 | 0-0 | .000 | 0 | 0 | 0 | 1.0 | 0 | 0 | 0 | 0 | 0 | 1.6 | | | | | | | | |
| at NC State | 12/19/2021 | | 02:26 | 0-1 | .000 | 0-0 | .000 | 0-0 | .000 | 0 | 0 | 0 | 0.9 | 0 | 0 | 0 | 0 | 0 | 1.4 | | | | | | | | |
| at Georgia Tech | 01/09/2022 | * | 26:37 | 3-6 | .500 | 0-0 | .000 | 0-0 | .000 | 2 | 3 | 5 | 1.3 | 2 | 0 | 2 | 0 | 0 | 6 | 1.8 | | | | | | | |
| at Virginia Tech | 01/18/2022 | | 06:24 | 0-0 | .000 | 0-0 | .000 | 0-0 | .000 | 0 | 0 | 0 | 1.2 | 2 | 0 | 0 | 0 | 0 | 1.7 | | | | | | | | |
| at North Carolina | 01/20/2022 | | 02:27 | 0-1 | .000 | 0-0 | .000 | 0-0 | .000 | 0 | 1 | 1 | 1.2 | 0 | 0 | 1 | 0 | 0 | 1.5 | | | | | | | | |
| Totals | | 1 | 100:37 | 8-24 | .333 | 0-0 | .000 | 4-6 | .667 | 5 | 10 | 15 | 1.2 | 13 | 2 | 7 | 0 | 4 | 20 | 1.5 | | | | | | | |

Player Averages

| Games Played | Minutes/ game | Points/ game | FG Pct | 3FG Pct | FT Pct | Rebounds/ game | Assists/ game | Turnovers/ game | Assist/Turnover ratio | Steals/ game | Blocks/ game |
|--------------|---------------|--------------|--------|---------|--------|----------------|---------------|-----------------|-----------------------|--------------|--------------|
| 13 | 7.7 | 1.5 | 33.3 | 0.0 | 66.7 | 1.2 | 0.2 | 0.5 | 0.3 | 0.3 | 0.0 |



#14
KAYDAN LAWSON
6-0 GUARD
SOPHOMORE
CLEVELAND, OHIO



| | | Field Goals | | 3-Point | | F-Throws | | Rebounds | | | PF-FO | | | A | | | TO BLK STL | | | PTS | | AVG | |
|--------------|------|-------------|------------|-------------|---------------|-------------|--------------|-------------|--------------|-------------|-----------|-----------|-----------|------------|-------------|-----------|------------|----------|-----------|------------|------------|-----|--|
| SEASON | TEAM | GP-GS | MIN | AVG | FG-FGA | FG% | 3FG-3FGA | 3FG% | FT-FTA | FT% | OFF | DEF | TOT | AVG | PF | FO | A | TO | BLK | STL | PTS | AVG | |
| 2020-21 | UVA | 5-1 | 125 | 24.9 | 14-42 | .333 | 3-9 | .333 | 14-18 | .778 | 6 | 10 | 16 | 3.2 | 14-0 | 11 | 19 | 4 | 7 | 45 | 9.0 | | |
| 2021-22 | UVA | 14-1 | 326 | 23.3 | 25-90 | .278 | 7-37 | .189 | 12-19 | .632 | 21 | 49 | 70 | 5.0 | 38-1 | 21 | 22 | 5 | 14 | 69 | 4.9 | | |
| TOTAL | | 19-2 | 450 | 23.7 | 39-132 | .295 | 10-46 | .217 | 26-37 | .703 | 27 | 59 | 86 | 4.5 | 52-1 | 32 | 41 | 9 | 21 | 114 | 6.0 | | |

Single Game Highs

| Statistic | Value |
|--------------|---|
| Points | 12 vs James Madison 12/03/20 |
| Rebounds | 14 at North Carolina 01/20/22 |
| Assists | 4 at Florida St. 12/13/20, vs William & Mary 12/02/21 |
| Steals | 3 at Virginia Tech 01/18/22 |
| Blocks | 2 vs Richmond 11/28/21 |
| FG Made | 5 vs James Madison 12/03/20 |
| FG Attempts | 13 at North Carolina 01/20/22 |
| 3FG Made | 2 vs James Madison 12/03/20, at NC State 12/19/21 |
| 3FG Attempts | 4 4 times |
| FT Made | 5 vs East Carolina 11/29/20, vs Clemson 12/10/20 |
| FT Attempts | 6 vs East Carolina 11/29/20, vs Clemson 12/10/20 |

2021-22

- Had a team-high nine rebounds against USC, her first time leading the team in rebounds (11/14)
- Scored 10 points in the Richmond game, her first double-digit scoring game of the year (11/29)
- Led the team in rebounding at George Washington while also logging her second double-digit scoring game with 10 points (12/5)
- Made her first career start at Georgia Tech (1/9)
- Grabbed a career-high 14 rebounds at North Carolina (1/20), the highest single-game effort by a Cavalier this season

2020-21

- Averaging over 20 minutes of play through the first two games of the year
- Had her first double-digit scoring performance against JMU with 12 points, including going 2-of-3 from three-point range (12/3)

BACKGROUND

- Helped lead Hathaway Brown to a Division II state runner-up finish in 2017 before transferring to Orange High for her final three years
- Scored over 1,000 points with more than 500 rebounds in her three seasons at OHS
- 2020 First Team Northeast Lakes All-District
- 2019 Third Team All-State and an honorable mention in 2020
- Named Greater Cleveland and Akron Area Second Team All-Star her senior season
- Averaged 18.0 points, 8.0 rebounds and 3.1 steals per game her senior season
- Younger sister of former Cavalier Dani Lawson (2018-21)

#14 LAWSON, Kaydan

| Opponent | Date | GS | MIN | Total | | 3-Pointers | | Free throws | | Rebounds | | | | PF | | | A | | | TO | | BLK | | STL | | PTS | | AVG | |
|----------------------|------------|----|----------|---------------|--------------|-------------|-------------|-------------|--------------|-------------|-----------|-----------|-----------|------------|-----------|-----------|-----------|----------|-----------|-----------|------------|-----|----|-----|-----|-----|--|-----|--|
| | | | | FG-FGA | PCT | 3FG-3FGA | PCT | FT-FTA | PCT | OFF | DEF | TOT | AVG | PF | A | TO | BLK | STL | PTS | AVG | | | | | | | | | |
| Southern California | 11/14/2021 | | 22:12 | 2-7 | .286 | 0-1 | .000 | 1-1 | 1.000 | 2 | 7 | 9 | 9.0 | 3 | 3 | 0 | 1 | 0 | 5 | 5 | 0 | 1 | 0 | 5 | 5.0 | | | | |
| UCF | 11/17/2021 | | 22:21 | 1-7 | .143 | 1-3 | .333 | 0-0 | .000 | 1 | 3 | 4 | 6.5 | 1 | 1 | 2 | 1 | 2 | 3 | 4 | 0 | 1 | 2 | 3 | 4.0 | | | | |
| at UCLA | 11/21/2021 | | 17:02 | 0-4 | .000 | 0-3 | .000 | 2-4 | .500 | 0 | 1 | 1 | 4.7 | 2 | 1 | 3 | 0 | 1 | 2 | 3 | 0 | 1 | 2 | 3 | 3.3 | | | | |
| at Cal St. Fullerton | 11/23/2021 | | 09:02 | 2-5 | .400 | 1-3 | .333 | 0-0 | .000 | 1 | 2 | 3 | 4.3 | 1 | 1 | 1 | 0 | 1 | 5 | 3 | 0 | 1 | 5 | 3.8 | | | | | |
| Rhode Island | 11/26/2021 | | 17:33 | 1-4 | .250 | 1-3 | .333 | 2-2 | 1.000 | 0 | 1 | 1 | 3.6 | 4 | 2 | 1 | 0 | 0 | 5 | 4 | 0 | 0 | 5 | 4.0 | | | | | |
| Richmond | 11/28/2021 | | 28:45 | 3-7 | .429 | 1-4 | .250 | 3-4 | .750 | 1 | 5 | 6 | 4.0 | 3 | 2 | 3 | 2 | 0 | 10 | 5 | 0 | 0 | 10 | 5.0 | | | | | |
| William & Mary | 12/02/2021 | | 21:55 | 1-6 | .167 | 0-3 | .000 | 0-0 | .000 | 1 | 3 | 4 | 4.0 | 1 | 4 | 1 | 0 | 0 | 2 | 4 | 0 | 0 | 2 | 4.6 | | | | | |
| at George Washington | 12/05/2021 | | 23:48 | 4-6 | .667 | 0-1 | .000 | 2-4 | .500 | 2 | 6 | 8 | 4.5 | 4 | 1 | 0 | 0 | 1 | 10 | 5 | 0 | 1 | 10 | 5.3 | | | | | |
| American | 12/07/2021 | | 26:33 | 3-7 | .429 | 1-2 | .500 | 0-0 | .000 | 1 | 3 | 4 | 4.4 | 1 | 0 | 1 | 0 | 1 | 7 | 5 | 0 | 1 | 7 | 5.4 | | | | | |
| at NC State | 12/19/2021 | | 29:04 | 4-6 | .667 | 2-4 | .500 | 0-0 | .000 | 3 | 3 | 6 | 4.6 | 2 | 2 | 1 | 0 | 1 | 10 | 5 | 0 | 1 | 10 | 5.9 | | | | | |
| at Georgia Tech | 01/09/2022 | * | 33:03 | 1-9 | .111 | 0-4 | .000 | 0-0 | .000 | 0 | 4 | 4 | 4.5 | 4 | 1 | 4 | 1 | 1 | 2 | 5 | 0 | 1 | 2 | 5.5 | | | | | |
| NC State | 01/13/2022 | | 19:20 | 1-5 | .200 | 0-1 | .000 | 0-0 | .000 | 0 | 1 | 1 | 4.3 | 3 | 0 | 2 | 0 | 1 | 2 | 5 | 0 | 1 | 2 | 5.3 | | | | | |
| at Virginia Tech | 01/18/2022 | | 29:24 | 0-4 | .000 | 0-1 | .000 | 2-2 | 1.000 | 1 | 4 | 5 | 4.3 | 4 | 1 | 0 | 0 | 3 | 2 | 5 | 0 | 3 | 2 | 5.0 | | | | | |
| at North Carolina | 01/20/2022 | | 25:51 | 2-13 | .154 | 0-4 | .000 | 0-2 | .000 | 8 | 6 | 14 | 5.0 | 5 | 2 | 3 | 0 | 2 | 4 | 4 | 0 | 2 | 4 | 4.9 | | | | | |
| Totals | | | 1 | 325:52 | 25-90 | .278 | 7-37 | .189 | 12-19 | .632 | 21 | 49 | 70 | 5.0 | 38 | 21 | 22 | 5 | 14 | 69 | 4.9 | | | | | | | | |

Player Averages

| Games Played | Minutes/game | Points/game | FG Pct | 3FG Pct | FT Pct | Rebounds/game | Assists/game | Turnovers/game | Assist/Turnover ratio | Steals/game | Blocks/game |
|--------------|--------------|-------------|--------|---------|--------|---------------|--------------|----------------|-----------------------|-------------|-------------|
| 14 | 23.3 | 4.9 | 27.8 | 18.9 | 63.2 | 5.0 | 1.5 | 1.6 | 1.0 | 1.0 | 0.4 |



#1
CAROLE MILLER
6-0 GUARD
JUNIOR
ALEXANDRIA, VA

MILLER, Carole

| SEASON | TEAM | GP-GS | MIN | AVG | FG-FGA | FG% | 3FG-3FGA | 3FG% | FT-FTA | FT% | OFF | DEF | TOT | AVG | PF | FO | A | TO | BLK | STL | PTS | A1 |
|--------------|------|--------------|-------------|-------------|----------------|-------------|--------------|-------------|--------------|-------------|-----------|------------|------------|------------|-------------|-----------|-----------|-----------|-----------|------------|----------|----|
| 2019-20 | Uva | 30-26 | 710 | 23.7 | 74-176 | .420 | 3-10 | .300 | 29-55 | .527 | 25 | 83 | 108 | 3.6 | 58-0 | 24 | 35 | 6 | 20 | 180 | 6 | |
| 2020-21 | Uva | 5-5 | 183 | 36.7 | 19-60 | .317 | 2-6 | .333 | 5-10 | .500 | 5 | 19 | 24 | 4.8 | 16-0 | 18 | 22 | 1 | 5 | 45 | 9 | |
| 2021-22 | Uva | 15-15 | 389 | 25.9 | 33-84 | .393 | 13-33 | .394 | 18-24 | .750 | 14 | 25 | 39 | 2.6 | 24-0 | 17 | 20 | 7 | 8 | 97 | 6 | |
| TOTAL | | 50-46 | 1282 | 25.6 | 126-320 | .394 | 18-49 | .367 | 52-89 | .584 | 44 | 127 | 171 | 3.4 | 98-0 | 59 | 77 | 14 | 33 | 322 | 6 | |

Single Game Highs

| Statistic | Value |
|--------------|--|
| Points | 19 vs Clemson 02/06/20 |
| Rebounds | 9 at Southern California 11/09/19, vs Old Dominion 11/24/19 |
| Assists | 5 vs James Madison 12/03/20 |
| Steals | 4 vs East Carolina 11/29/20 |
| Blocks | 1 14 times |
| FG Made | 7 vs Clemson 02/06/20, vs Notre Dame 01/26/20, vs James Madison 12/03/20 |
| FG Attempts | 16 vs Clemson 12/10/20 |
| 3FG Made | 2 4 times |
| 3FG Attempts | 5 at Cal St. Fullerton 11/23/21 |
| FT Made | 6 at James Madison 11/09/21 |
| FT Attempts | 7 vs Clemson 02/06/20 |

2021-22 SEASON

- In the starting lineup for every game this season
- Opened the season with a 14-point performance at JMU (11/9)
- Scored a team-high 14 points at UCLA (11/21)

2020-21 SEASON

- Had a career-high four steals against ECU (11/29)
- Scored 16 points against JMU (12/3)

2019-20 SEASON

- Appeared in all 30 games with 26 starts
- Averaged 6.0 points per game with five double-digit scoring performances
- Averaged 3.6 rebounds per game with 24 assists and 20 steals
- Made her collegiate debut against Bucknell, scoring 9 points with 4 rebounds. Also had four assists with just one turnover (11/5)
- Was in the starting lineup at USC (11/9), and moved back into the starting five for the home game against Old Dominion (11/24)
- Scored 18 points in the win over Notre Dame (1/26)
- Had a new career high with 19 points in the win over Clemson (2/6)
- Finished the regular season with back-to-back double-digit scoring efforts, with 12 points against Pitt (2/27) and 10 against NC State (3/1)

#1 MILLER, Carole

| Opponent | Date | GS | MIN | Total | | 3-Pointers | | Free throws | | Rebounds | | | | PF | A | TO | BLK | STL | PTS | AVG | |
|----------------------|------------|----|-----------|---------------|--------------|-------------|--------------|-------------|--------------|-------------|-----------|-----------|-----------|------------|-----------|-----------|-----------|----------|----------|-----------|------------|
| | | | | FG-FGA | PCT | 3FG-3FGA | PCT | FT-FTA | PCT | OFF | DEF | TOT | AVG | | | | | | | | |
| at James Madison | 11/09/2021 | * | 36:55 | 4-10 | .400 | 0-3 | .000 | 6-6 | 1.000 | 2 | 1 | 3 | 3.0 | 4 | 2 | 0 | 1 | 0 | 14 | 14.0 | |
| Southern California | 11/14/2021 | * | 20:39 | 2-4 | .500 | 2-4 | .500 | 0-0 | .000 | 0 | 3 | 3 | 3.0 | 2 | 1 | 3 | 0 | 0 | 6 | 10.0 | |
| UCF | 11/17/2021 | * | 21:22 | 1-3 | .333 | 1-2 | .500 | 0-0 | .000 | 1 | 2 | 3 | 3.0 | 0 | 1 | 0 | 0 | 0 | 3 | 7.7 | |
| at UCLA | 11/21/2021 | * | 24:23 | 5-8 | .625 | 2-4 | .500 | 2-2 | 1.000 | 3 | 1 | 4 | 3.3 | 1 | 1 | 1 | 0 | 1 | 14 | 9.3 | |
| at Cal St. Fullerton | 11/23/2021 | * | 30:04 | 2-7 | .286 | 2-5 | .400 | 0-0 | .000 | 2 | 1 | 3 | 3.2 | 2 | 3 | 0 | 0 | 1 | 6 | 8.6 | |
| Rhode Island | 11/26/2021 | * | 28:53 | 0-6 | .000 | 0-2 | .000 | 3-4 | .750 | 0 | 0 | 0 | 2.7 | 3 | 2 | 2 | 0 | 0 | 3 | 7.7 | |
| Richmond | 11/28/2021 | * | 31:01 | 2-7 | .286 | 1-2 | .500 | 1-4 | .250 | 2 | 6 | 8 | 3.4 | 0 | 3 | 1 | 1 | 1 | 6 | 7.4 | |
| William & Mary | 12/02/2021 | * | 20:58 | 3-4 | .750 | 1-1 | 1.000 | 0-0 | .000 | 0 | 2 | 2 | 3.3 | 1 | 2 | 1 | 1 | 0 | 7 | 7.4 | |
| at George Washington | 12/05/2021 | * | 23:50 | 4-5 | .800 | 1-2 | .500 | 0-0 | .000 | 1 | 1 | 2 | 3.1 | 0 | 0 | 1 | 0 | 3 | 9 | 7.6 | |
| American | 12/07/2021 | * | 19:44 | 2-5 | .400 | 0-1 | .000 | 2-2 | 1.000 | 1 | 0 | 1 | 2.9 | 2 | 1 | 2 | 1 | 0 | 6 | 7.4 | |
| at NC State | 12/19/2021 | * | 18:46 | 1-2 | .500 | 1-1 | 1.000 | 0-0 | .000 | 1 | 1 | 2 | 2.8 | 3 | 0 | 3 | 1 | 0 | 3 | 7.0 | |
| at Georgia Tech | 01/09/2022 | * | 29:51 | 2-9 | .222 | 1-1 | 1.000 | 3-4 | .750 | 0 | 2 | 2 | 2.8 | 0 | 1 | 1 | 1 | 0 | 1 | 8 | 7.1 |
| NC State | 01/13/2022 | * | 33:27 | 1-3 | .333 | 0-0 | .000 | 1-2 | .500 | 0 | 2 | 2 | 2.7 | 1 | 0 | 3 | 0 | 1 | 3 | 6.8 | |
| at Virginia Tech | 01/18/2022 | * | 25:53 | 3-5 | .600 | 1-2 | .500 | 0-0 | .000 | 1 | 3 | 4 | 2.8 | 2 | 0 | 1 | 1 | 0 | 7 | 6.8 | |
| at North Carolina | 01/20/2022 | * | 22:54 | 1-6 | .167 | 0-3 | .000 | 0-0 | .000 | 0 | 0 | 0 | 2.6 | 3 | 0 | 1 | 1 | 0 | 2 | 6.5 | |
| Totals | | | 15 | 388:40 | 33-84 | .393 | 13-33 | .394 | 18-24 | .750 | 14 | 25 | 39 | 2.6 | 24 | 17 | 20 | 7 | 8 | 97 | 6.5 |

Player Averages

| Games Played | Minutes/game | Points/game | FG Pct | 3FG Pct | FT Pct | Rebounds/game | Assists/game | Turnovers/game | Assist/Turnover ratio | Steals/game | Blocks/game |
|--------------|--------------|-------------|--------|---------|--------|---------------|--------------|----------------|-----------------------|-------------|-------------|
| 15 | 25.9 | 6.5 | 39.3 | 39.4 | 75.0 | 2.6 | 1.1 | 1.3 | 0.9 | 0.5 | 0.5 |

#32
NYCERRA MINNIS
6-3 FORWARD
SOPHOMORE
RIVERDALE, MD



2020-21 SEASON

- Missed the entire season with a leg injury
- ACC Academic Honor Roll

BACKGROUND

- Played three years at Parkdale High before playing her senior year at Herndon
- Listed on the DMV Top-5 Blocker and Top-10 Rebounder lists
- Top rebounder last year in Maryland, averaging 17 rebounds per game
- 2019-20 First Team All-Prince George County
- 2019-20 Liberty District Second Team and honorable mention All-DMV team
- McDonald's All-American nominee
- Ranked No. 43 at her position by ESPNW



#21
ELEAH PARKER
6-4 CENTER
GRAD STUDENT
CHARLOTTE, NC



PARKER, Eleah

| SEASON | TEAM | GP-GS | MIN/AVG | Field Goals | | | 3-Point | | F-Throws | | Rebounds | | | | Scoring | | | | | |
|----------------------|------|---------------|------------------|-----------------|-------------|------------|-------------|----------------|-------------|------------|------------|------------|------------|--------------|-----------|------------|------------|------------|-------------|-------------|
| | | | | FG-FGA | FG% | 3FG-3FGA | 3FG% | FT-FTA | FT% | OFF | DEF | TOT | AVG | PF-FO | A | TO | BLK | STL | PTS | AVG |
| 2017-18 | Penn | 31-31 | 747/24.1 | 164-347 | .473 | 1-4 | .250 | 27-44 | .614 | 91 | 153 | 244 | 7.9 | 65-1 | 14 | 60 | 62 | 35 | 356 | 11.5 |
| 2018-19 | Penn | 31-31 | 926/29.9 | 204-411 | .496 | 0-1 | .000 | 60-101 | .594 | 113 | 167 | 280 | 9.0 | 61-1 | 26 | 59 | 99 | 31 | 468 | 15.1 |
| 2019-20 | Penn | 27-27 | 711/26.3 | 148-307 | .482 | 2-4 | .500 | 26-68 | .382 | 92 | 129 | 221 | 8.2 | 51-2 | 27 | 52 | 72 | 31 | 324 | 12.0 |
| 2021-22 | UVA | 14-8 | 249/17.8 | 35-63 | .556 | 0-0 | .000 | 7-17 | .412 | 17 | 54 | 71 | 5.1 | 24-1 | 12 | 22 | 22 | 4 | 77 | 5.5 |
| TOTAL FOR UVA | | 14-8 | 249/17.8 | 35-63 | .556 | 0-0 | .000 | 7-17 | .412 | 17 | 54 | 71 | 5.1 | 24-1 | 12 | 22 | 22 | 4 | 77 | 5.5 |
| TOTAL | | 103-97 | 2634/25.6 | 551-1128 | .488 | 3-9 | .333 | 120-230 | .522 | 313 | 503 | 816 | 7.9 | 201-5 | 79 | 193 | 255 | 101 | 1225 | 11.9 |

Single Game Highs

| Statistic | Value |
|--------------|--|
| Points | 29 at Yale 03/08/19 |
| Rebounds | 19 at Columbia 03/07/20 |
| Assists | 3 4 times |
| Steals | 4 vs Dartmouth 02/21/20, at Duke 11/29/19 |
| Blocks | 7 at Drexel 12/21/18, at Columbia 03/07/20 |
| FG Made | 12 5 times |
| FG Attempts | 28 vs Villanova 01/16/19 |
| 3FG Made | 1 vs VCU 12/28/17, vs Siena 11/09/19, at NJIT 11/13/19 |
| 3FG Attempts | 1 9 times |
| FT Made | 9 at Yale 03/08/19, at Harvard 02/16/19 |
| FT Attempts | 15 at Yale 03/08/19 |

2021-22

- Lisa Leslie Award Watch List for the top center in the nation
- Scored 12 points with nine rebounds in her Cavalier debut, coming off the bench at James Madison (11/9)
- Grabbed a team-high 12 rebounds at Fullerton (11/23)
- Blocked a season-high five shots against NC State (1/13)
- Matched her season high in points with 12 at Virginia Tech (1/18)

BEFORE UVA

- Played three seasons at Penn (2017-20)
- Two-time Ivy League Defensive Player of the Year (2019-20)
- 2019 and 2020 first-team All-Ivy, second team in 2018 as a freshman
- 2019 Big 5 Player of the Year
- 2019 Ivy League All-Tournament Team
- Invited to USA Basketball 2019 Pan American Games Trials
- 2018 Ivy League Rookie of the Year
- Eight-time Ivy League Rookie of the Week (Dec. 18, 2017; Dec. 26, 2017; Jan. 1, 2018; Jan. 15, 2018; Jan. 22, 2018; Jan. 29, 2018; Feb. 5, 2018; March 5, 2018) Four-time Big 5 Player of the Week (Jan. 3, 2018; Jan. 24, 2018; Feb. 10, 2020; Feb. 24, 2020)
- Six-time Ivy League Player of the Week (Jan. 15, 2018; Jan. 22, 2018; Dec. 24, 2018; March 11, 2019; Feb. 10, 2020; March 9, 2020)
- Two-time USBWA National Freshman of the Week (Jan. 3, 2018; Jan. 23, 2018)
- Sat out the 2020-21 season after the Ivy League canceled all winter sports' seasons

BACKGROUND

- Scored 1,484 points with 1,265 rebounds in her prep career
- Led Northside Christian Academy to three Metrolina Conference championships in 2014, 2015, and 2016
- Valedictorian of her class at Northside Christian Academy

#21 PARKER, Eleah

| Opponent | Date | GS | MIN | Total | | 3-Pointers | | Free throws | | Rebounds | | | | PF | A | TO | BLK | STL | PTS | AVG | |
|----------------------|------------|----|----------|---------------|--------------|-------------|------------|-------------|-------------|-------------|-----------|-----------|-----------|------------|-----------|-----------|-----------|-----------|----------|-----------|------------|
| | | | | FG-FGA | PCT | 3FG-3FGA | PCT | FT-FTA | PCT | OFF | DEF | TOT | AVG | | | | | | | | |
| at James Madison | 11/09/2021 | | 23:06 | 6-9 | .667 | 0-0 | .000 | 0-3 | .000 | 5 | 4 | 9 | 9.0 | 2 | 0 | 2 | 4 | 1 | 12 | 12.0 | |
| Southern California | 11/14/2021 | * | 08:55 | 0-2 | .000 | 0-0 | .000 | 0-0 | .000 | 2 | 2 | 4 | 6.5 | 5 | 0 | 1 | 0 | 0 | 0 | 6.0 | |
| UCF | 11/17/2021 | * | 14:42 | 2-3 | .667 | 0-0 | .000 | 1-2 | .500 | 0 | 4 | 4 | 5.7 | 2 | 1 | 1 | 0 | 0 | 5 | 5.7 | |
| at UCLA | 11/21/2021 | * | 25:37 | 3-5 | .600 | 0-0 | .000 | 0-0 | .000 | 1 | 5 | 6 | 5.8 | 2 | 1 | 4 | 0 | 0 | 6 | 5.8 | |
| at Cal St. Fullerton | 11/23/2021 | * | 17:22 | 2-5 | .400 | 0-0 | .000 | 2-2 | 1.000 | 2 | 10 | 12 | 7.0 | 0 | 1 | 2 | 1 | 0 | 6 | 5.8 | |
| Rhode Island | 11/26/2021 | * | 20:25 | 3-3 | 1.000 | 0-0 | .000 | 1-2 | .500 | 0 | 4 | 4 | 6.5 | 2 | 1 | 0 | 1 | 1 | 7 | 6.0 | |
| Richmond | 11/28/2021 | | 00:46 | 0-0 | .000 | 0-0 | .000 | 0-0 | .000 | 0 | 0 | 0 | 5.6 | 0 | 0 | 0 | 0 | 0 | 0 | 5.1 | |
| William & Mary | 12/02/2021 | | 13:46 | 1-4 | .250 | 0-0 | .000 | 0-0 | .000 | 1 | 3 | 4 | 5.4 | 1 | 1 | 1 | 1 | 0 | 2 | 4.8 | |
| at George Washington | 12/05/2021 | | 18:13 | 0-0 | .000 | 0-0 | .000 | 1-4 | .250 | 0 | 3 | 3 | 5.1 | 0 | 3 | 2 | 1 | 1 | 1 | 4.3 | |
| American | 12/07/2021 | | 05:54 | 4-7 | .571 | 0-0 | .000 | 0-2 | .000 | 2 | 1 | 3 | 4.9 | 0 | 1 | 0 | 0 | 0 | 8 | 4.7 | |
| at NC State | 12/19/2021 | * | 19:44 | 2-4 | .500 | 0-0 | .000 | 0-0 | .000 | 1 | 0 | 1 | 4.5 | 3 | 1 | 2 | 3 | 0 | 4 | 4.6 | |
| NC State | 01/13/2022 | | 20:54 | 2-3 | .667 | 0-0 | .000 | 2-2 | 1.000 | 1 | 8 | 9 | 4.9 | 2 | 1 | 2 | 5 | 0 | 6 | 4.8 | |
| at Virginia Tech | 01/18/2022 | * | 27:27 | 6-12 | .500 | 0-0 | .000 | 0-0 | .000 | 1 | 5 | 6 | 5.0 | 3 | 0 | 2 | 3 | 0 | 12 | 5.3 | |
| at North Carolina | 01/20/2022 | * | 32:26 | 4-6 | .667 | 0-0 | .000 | 0-0 | .000 | 1 | 5 | 6 | 5.1 | 2 | 1 | 3 | 3 | 1 | 8 | 5.5 | |
| Totals | | | 8 | 249:18 | 35-63 | .556 | 0-0 | .000 | 7-17 | .412 | 17 | 54 | 71 | 5.1 | 24 | 12 | 22 | 22 | 4 | 77 | 5.5 |

Player Averages

| Games Played | Minutes/game | Points/game | FG Pct | 3FG Pct | FT Pct | Rebounds/game | Assists/game | Turnovers/game | Assist/Turnover ratio | Steals/game | Blocks/game |
|--------------|--------------|-------------|--------|---------|--------|---------------|--------------|----------------|-----------------------|-------------|-------------|
| 14 | 17.8 | 5.5 | 55.6 | 0.0 | 41.2 | 5.1 | 0.9 | 1.6 | 0.5 | 0.3 | 1.6 |



#3
AALIYAH PITTS
6-0 GUARD
SOPHOMORE
SUITLAND, MD



PITTS, Aaliyah

| SEASON TEAM | GP-GS | MIN | AVG | FG-FGA | FG% | 3FG-3FGA | 3FG% | FT-FTA | FT% | OFF | DEF | TOT | AVG | PF | FO | A | TO | BLK | STL | PTS | AVG |
|--------------|-------------|------------|-------------|-------------|-------------|-------------|-------------|-------------|-------------|----------|-----------|-----------|------------|-------------|----------|-----------|----------|----------|-----------|------------|-----|
| 2020-21 Uva | 5-3 | 111 | 22.1 | 3-19 | .158 | 2-7 | .286 | 2-6 | .333 | 1 | 12 | 13 | 2.6 | 5-0 | 7 | 10 | 0 | 4 | 10 | 2.0 | |
| 2021-22 Uva | 11-0 | 73 | 6.6 | 2-13 | .154 | 0-3 | .000 | 3-5 | .600 | 4 | 3 | 7 | 0.6 | 7-0 | 1 | 6 | 0 | 4 | 7 | 0.6 | |
| TOTAL | 16-3 | 183 | 11.4 | 5-32 | .156 | 2-10 | .200 | 5-11 | .455 | 5 | 15 | 20 | 1.3 | 12-0 | 8 | 16 | 0 | 8 | 17 | 1.1 | |

Single Game Highs

| Statistic | Value |
|--------------|--|
| Points | 3 4 times |
| Rebounds | 4 vs East Carolina 11/29/20, at Florida St. 12/13/20 |
| Assists | 3 vs East Carolina 11/29/20 |
| Steals | 3 at Florida St. 12/13/20 |
| FG Made | 1 5 times |
| FG Attempts | 8 vs Clemson 12/10/20 |
| 3FG Made | 1 vs Clemson 12/10/20, at Florida St. 12/13/20 |
| 3FG Attempts | 3 vs Clemson 12/10/20, at Florida St. 12/13/20 |
| FT Made | 2 at George Washington 12/05/21 |
| FT Attempts | 3 vs American 12/07/21 |

2021-22

- Played over 10 minutes in both the William & Mary (12/2) and American (12/7) games

2020-21

- Made her collegiate debut in the third quarter of the game at UCF (11/29)
- Made her first career start against JMU (12/3)

BACKGROUND

- Played three years at Woodbridge High before playing her senior year at Bishop McNamara
- 2018-19 Virginia 6A State Player of the Year
- USA Today Second Team Virginia in 2019
- First Team All-State as a junior after being second team as a sophomore
- Two-Time All-Region first team after earning second team honors as a freshman
- Three-time First Team All-Conference at Woodbridge
- As a senior at Bishop McNamara, named an honorable mention for All-Met while also garnering all-conference second team honors
- Helped Bishop McNamara claim its first Washington Catholic Athletic Conference crown since 2008
- Ranked No. 29 at her position by ESPNW

#3 PITTS, Aaliyah

| Opponent | Date | GS | MIN | Total | | 3-Pointers | | Free throws | | Rebounds | | | | PF | A | TO | BLK | STL | PTS | AVG |
|----------------------|------------|----------|--------------|-------------|-------------|------------|-------------|-------------|-------------|----------|----------|----------|------------|----------|----------|----------|----------|----------|----------|------------|
| | | | | FG-FGA | PCT | 3FG-3FGA | PCT | FT-FTA | PCT | OFF | DEF | TOT | AVG | | | | | | | |
| at James Madison | 11/09/2021 | | 03:03 | 0-0 | .000 | 0-0 | .000 | 0-0 | .000 | 0 | 0 | 0 | 0.0 | 0 | 0 | 0 | 0 | 0 | 0 | 0.0 |
| at UCLA | 11/21/2021 | | 05:38 | 1-2 | .500 | 0-0 | .000 | 0-0 | .000 | 0 | 0 | 0 | 0.0 | 0 | 0 | 1 | 0 | 0 | 2 | 1.0 |
| at Cal St. Fullerton | 11/23/2021 | | 05:51 | 0-1 | .000 | 0-0 | .000 | 0-0 | .000 | 0 | 1 | 1 | 0.3 | 0 | 1 | 1 | 0 | 0 | 0 | 0.7 |
| Rhode Island | 11/26/2021 | | 01:53 | 0-0 | .000 | 0-0 | .000 | 0-0 | .000 | 0 | 1 | 1 | 0.5 | 1 | 0 | 0 | 0 | 0 | 0 | 0.5 |
| William & Mary | 12/02/2021 | | 10:19 | 0-2 | .000 | 0-0 | .000 | 0-0 | .000 | 0 | 0 | 0 | 0.4 | 2 | 0 | 2 | 0 | 0 | 0 | 0.4 |
| at George Washington | 12/05/2021 | | 02:55 | 0-0 | .000 | 0-0 | .000 | 2-2 | 1.000 | 0 | 0 | 0 | 0.3 | 0 | 0 | 0 | 0 | 2 | 2 | 0.7 |
| American | 12/07/2021 | | 11:09 | 1-3 | .333 | 0-0 | .000 | 1-3 | .333 | 2 | 0 | 2 | 0.6 | 1 | 0 | 0 | 0 | 2 | 3 | 1.0 |
| at NC State | 12/19/2021 | | 02:06 | 0-0 | .000 | 0-0 | .000 | 0-0 | .000 | 0 | 0 | 0 | 0.5 | 0 | 0 | 0 | 0 | 0 | 0 | 0.9 |
| at Georgia Tech | 01/09/2022 | | 17:58 | 0-3 | .000 | 0-1 | .000 | 0-0 | .000 | 2 | 1 | 3 | 0.8 | 1 | 0 | 1 | 0 | 0 | 0 | 0.8 |
| NC State | 01/13/2022 | | 08:40 | 0-0 | .000 | 0-0 | .000 | 0-0 | .000 | 0 | 0 | 0 | 0.7 | 1 | 0 | 1 | 0 | 0 | 0 | 0.7 |
| at North Carolina | 01/20/2022 | | 02:59 | 0-2 | .000 | 0-2 | .000 | 0-0 | .000 | 0 | 0 | 0 | 0.6 | 1 | 0 | 0 | 0 | 0 | 0 | 0.6 |
| Totals | | 0 | 72:31 | 2-13 | .154 | 0-3 | .000 | 3-5 | .600 | 4 | 3 | 7 | 0.6 | 7 | 1 | 6 | 0 | 4 | 7 | 0.6 |

Player Averages

| Games Played | Minutes/game | Points/game | FG Pct | 3FG Pct | FT Pct | Rebounds/game | Assists/game | Turnovers/game | Assist/Turnover ratio | Steals/game | Blocks/game |
|--------------|--------------|-------------|--------|---------|--------|---------------|--------------|----------------|-----------------------|-------------|-------------|
| 11 | 6.6 | 0.6 | 15.4 | 0.0 | 60.0 | 0.6 | 0.1 | 0.5 | 0.2 | 0.4 | 0.0 |



**#5
TIHANA
STOJSAVLJEVIC
6-3 FORWARD
GRAD STUDENT
ZAGREB, CROATIA**



| SEASON | | GP-GS | MIN | AVG | FG-FGA | FG% | 3FG-3FGA | 3FG% | FT-FTA | FT% | OFF | DEF | TOT | AVG | PF | FO | A | TO | BLK | STL | PTS | AVG |
|----------------------|-------|-------------|------------|------------|--------------|-------------|------------|-------------|-------------|-------------|-----------|-----------|-----------|------------|-----------|----------|----------|-----------|----------|----------|-----------|------------|
| 2016-17 | Maine | 19-0 | 93 | 4.9 | 11-27 | .407 | 1-2 | .500 | 5-7 | .714 | 0 | 11 | 11 | 0.6 | 29 | 0 | 4 | 18 | 5 | 2 | 28 | 1.5 |
| 2018-19 | TTU | 10-0 | 41 | 4.1 | 3-12 | .250 | 0-1 | .000 | 1-2 | .500 | 3 | 9 | 12 | 1.2 | 5 | 0 | 2 | 7 | 0 | 1 | 7 | 0.7 |
| 2019-20 | Uva | 14-0 | 78 | 5.6 | 3-16 | .188 | 1-3 | .333 | 1-2 | .500 | 4 | 15 | 19 | 1.4 | 14 | 0 | 0 | 6 | 3 | 2 | 8 | 0.6 |
| 2020-21 | Uva | 1-1 | 24 | 23.7 | 2-5 | .400 | 0-1 | .000 | 0-0 | .000 | 1 | 1 | 2 | 2.0 | 3 | 0 | 0 | 5 | 0 | 2 | 4 | 4.0 |
| 2021-22 | Uva | 2-0 | 17 | 8.4 | 2-5 | .400 | 0-0 | .000 | 0-1 | .000 | 2 | 5 | 7 | 3.5 | 3 | 0 | 1 | 2 | 1 | 0 | 4 | 2.0 |
| TOTAL FOR UVA | | 17-1 | 119 | 7.0 | 7-26 | .269 | 1-4 | .250 | 1-3 | .333 | 7 | 21 | 28 | 1.6 | 20 | 0 | 1 | 13 | 4 | 4 | 16 | 0.9 |
| TOTAL | | 46-1 | 253 | 5.5 | 21-65 | .323 | 2-7 | .286 | 7-12 | .583 | 10 | 41 | 51 | 1.1 | 54 | 0 | 7 | 38 | 9 | 7 | 51 | 1.1 |

Single Game Highs

| Statistic | Value |
|--------------|---|
| Points | 7 at Bryant 12/17/16 |
| Rebounds | 8 vs Syracuse 02/02/20 |
| Assists | 2 at TCU 01/16/19 |
| Steals | 2 vs Syracuse 02/02/20, at UCF 11/25/20 |
| Blocks | 2 vs Notre Dame 01/26/20 |
| FG Made | 3 at Bryant 12/17/16 |
| FG Attempts | 5 at Bryant 12/17/16, vs UMass Lowell 02/09/17, at UCF 11/25/20 |
| 3FG Made | 1 at Bryant 12/17/16, at Duke 02/20/20 |
| 3FG Attempts | 1 7 times |
| FT Made | 2 vs Northeastern 12/07/16, at South Carolina 11/21/16 |
| FT Attempts | 3 at South Carolina 11/21/16 |

2021-22 AT VIRGINIA

- Suffered a season-ending injury in the USC game (11/14)

2020-21 AT VIRGINIA

- Made her first career start at UCF, scoring the first four points of the game (11/25)
- Suffered an injury in the UCF game and will miss the remainder of the season

2019-20 AT VIRGINIA

- Joined the team as a graduate transfer in late December
- Appeared in 14 games, grabbing 19 rebounds while also scoring eight points
- Made her Virginia debut at Georgia Tech, grabbing three rebounds in eight minutes of playing time (12/29)
- Played a season-high 15 minutes against Duke (1/9)
- Had a career-high eight rebounds against Syracuse (2/2)
- ACC Academic Honor Roll

2018-19 AT TEXAS TECH

- Named to the Academic All-Big 12 First Team
- Played in 10 games in her first season with the Lady Raiders
- Averaged 0.7 points and 1.2 rebounds while averaging 4.1 minutes of action
- Shot 25 percent from the field and went 1-for-2 from FT line
- At TCU (1/16) scored 2 points with three rebounds and two assists

2017-18 AT TEXAS TECH

- Sat out due to NCAA Transfer rules

2016-17 AT MAINE

- Saw action in 19 games for the Black Bears
- Shot .407 from the field and .500 from beyond the arc

#5 STOJSAVLJEVIC, Tihana

| Opponent | Date | GS | MIN | Total | | 3-Pointers | | Free throws | | Rebounds | | | | PF | A | TO | BLK | STL | PTS | AVG |
|---------------------|------------|----|----------------|------------|-------------|------------|-------------|-------------|-------------|----------|----------|----------|------------|----------|----------|----------|----------|----------|----------|------------|
| | | | | FG-FGA | PCT | 3FG-3FGA | PCT | FT-FTA | PCT | OFF | DEF | TOT | AVG | | | | | | | |
| at James Madison | 11/09/2021 | | 08:36 | 1-3 | .333 | 0-0 | .000 | 0-1 | .000 | 2 | 2 | 4 | 4.0 | 3 | 1 | 2 | 0 | 0 | 2 | 2.0 |
| Southern California | 11/14/2021 | | 08:11 | 1-2 | .500 | 0-0 | .000 | 0-0 | .000 | 0 | 3 | 3 | 3.5 | 0 | 0 | 0 | 1 | 0 | 2 | 2.0 |
| Totals | | | 0 16:47 | 2-5 | .400 | 0-0 | .000 | 0-1 | .000 | 2 | 5 | 7 | 3.5 | 3 | 1 | 2 | 1 | 0 | 4 | 2.0 |

Player Averages

| Games Played | Minutes/game | Points/game | FG Pct | 3FG Pct | FT Pct | Rebounds/game | Assists/game | Turnovers/game | Assist/Turnover ratio | Steals/game | Blocks/game |
|--------------|--------------|-------------|--------|---------|--------|---------------|--------------|----------------|-----------------------|-------------|-------------|
| 2 | 8.4 | 2.0 | 40.0 | 0.0 | 0.0 | 3.5 | 0.5 | 1.0 | 0.5 | 0.0 | 0.5 |



#20
CAMRYN TAYLOR
6-2 FORWARD
JUNIOR
PEORIA, ILL.



TAYLOR, Camryn

| SEASON | TEAM | GP-GS | MIN | AVG | FG-FGA | FG% | 3FG-3FGA | 3FG% | FT-FTA | FT% | OFF | DEF | TOT | AVG | PF | FO | A | TO | BLK | STL | PTS | AVG |
|----------------------|--------------|------------------|----------------|-------------|-------------|-------------|----------------|-------------|------------|------------|------------|------------|--------------|-----------|------------|-----------|-----------|------------|-------------|-------------|------|-----|
| 2019-20 | Marq | 31-0 | 506 | 16.3 | 114-214 | .533 | 0-0 | .000 | 59-94 | .628 | 47 | 71 | 118 | 3.8 | 74-1 | 22 | 40 | 17 | 12 | 287 | 9.3 | |
| 2020-21 | Marq | 26-26 | 640 | 24.6 | 128-248 | .516 | 0-3 | .000 | 55-82 | .671 | 74 | 105 | 179 | 6.9 | 85-3 | 44 | 53 | 10 | 15 | 311 | 12.0 | |
| 2021-22 | UVA | 12-12 | 326 | 27.2 | 60-149 | .403 | 2-11 | .182 | 32-43 | .744 | 25 | 48 | 73 | 6.1 | 38-2 | 14 | 34 | 5 | 15 | 154 | 12.8 | |
| TOTAL FOR UVA | 12-12 | 326/27.2 | 60-149 | .403 | 2-11 | .182 | 32-43 | .744 | 25 | 48 | 73 | 6.1 | 38-2 | 14 | 34 | 5 | 15 | 15 | 154 | 12.8 | | |
| TOTAL | 69-38 | 1472/21.3 | 302-611 | .494 | 2-14 | .143 | 146-219 | .667 | 146 | 224 | 370 | 5.4 | 197-6 | 80 | 127 | 32 | 42 | 752 | 10.9 | | | |

Single Game Highs

| Statistic | Value |
|--------------|---|
| Points | 27 vs Milwaukee 12/02/20, at Creighton 02/01/21, at James Madison 11/09/21 |
| Rebounds | 13 vs UConn 03/08/21 |
| Assists | 5 at Butler 01/24/21 |
| Steals | 3 4 times |
| Blocks | 2 7 times |
| FG Made | 12 vs Milwaukee 12/02/20, at Creighton 02/01/21 |
| FG Attempts | 20 vs Milwaukee 12/02/20 |
| 3FG Made | 1 at NC State 12/19/21, at George Washington 12/05/21 |
| 3FG Attempts | 2 vs Southern California 11/14/21, at NC State 12/19/21, vs NC State 01/13/22 |
| FT Made | 7 at James Madison 11/09/21 |
| FT Attempts | 10 vs Seton Hall 01/12/20, at James Madison 11/09/21 |

2021-22

- Matched her career high with a 27-point performance in her Virginia debut at JMU (11/9)
- Had her second 20-point effort with 22 points against Rhode Island (11/26)
- Had the Cavaliers' first double-double with 14 points and 12 rebounds against William & Mary (12/2)
- Scored in double figures in eight of her first 10 games

BEFORE UVA

- Played two seasons at Marquette (2019-21)
- 2020-21 All-BIG EAST honorable mention
- 2019-20 BIG EAST All-Freshman team
- As a sophomore, averaged 12.0 points, 6.9 rebounds and 1.7 assists per game, finishing 21st in the BIG EAST in scoring and sixth in rebounding
- Scored 15 points, two rebounds and an assist in the NCAA tournament against Va. Tech (3/21/21)
- As a freshman, saw action in 31 games off the bench, finishing fourth on the team in scoring (9.3 ppg)

BACKGROUND

- A three-time member of the All-Big 12 First Team as a high school player at Richwoods, earning the conference's Player of the Year award in 2019
- Journal Star 2018 Player of the Year
- In her junior and senior year earned IBCA and AP First Team honors
- Led her team to a Class 3A State Championship as a junior
- Ranked No. 28 at her position by Blue Star
- Sociology major

#20 TAYLOR, Camryn

| Opponent | Date | GS | MIN | Total | | 3-Pointers | | Free throws | | Rebounds | | | | PF | A | TO | BLK | STL | PTS | AVG | |
|----------------------|------------|----|-----------|---------------|---------------|-------------|-------------|-------------|--------------|-------------|-----------|-----------|-----------|------------|-----------|-----------|-----------|----------|-----------|------------|-------------|
| | | | | FG-FGA | PCT | 3FG-3FGA | PCT | FT-FTA | PCT | OFF | DEF | TOT | AVG | | | | | | | | |
| at James Madison | 11/09/2021 | * | 27:06 | 10-15 | .667 | 0-0 | .000 | 7-10 | .700 | 3 | 4 | 7 | 7.0 | 3 | 2 | 6 | 0 | 0 | 27 | 27.0 | |
| Southern California | 11/14/2021 | * | 18:04 | 3-13 | .231 | 0-2 | .000 | 0-0 | .000 | 2 | 3 | 5 | 6.0 | 3 | 0 | 3 | 0 | 1 | 6 | 16.5 | |
| UCF | 11/17/2021 | * | 30:05 | 4-10 | .400 | 0-0 | .000 | 2-4 | .500 | 1 | 3 | 4 | 5.3 | 3 | 2 | 3 | 0 | 2 | 10 | 14.3 | |
| at UCLA | 11/21/2021 | * | 31:06 | 3-9 | .333 | 0-1 | .000 | 6-7 | .857 | 2 | 4 | 6 | 5.5 | 1 | 0 | 2 | 1 | 3 | 12 | 13.8 | |
| at Cal St. Fullerton | 11/23/2021 | * | 27:45 | 8-14 | .571 | 0-1 | .000 | 1-1 | 1.000 | 2 | 7 | 9 | 6.2 | 1 | 1 | 4 | 0 | 0 | 17 | 14.4 | |
| Rhode Island | 11/26/2021 | * | 31:09 | 9-18 | .500 | 0-0 | .000 | 4-6 | .667 | 3 | 3 | 6 | 6.2 | 4 | 1 | 3 | 0 | 1 | 22 | 15.7 | |
| Richmond | 11/28/2021 | * | 27:10 | 5-14 | .357 | 0-0 | .000 | 4-4 | 1.000 | 5 | 4 | 9 | 6.6 | 2 | 2 | 2 | 0 | 0 | 14 | 15.4 | |
| William & Mary | 12/02/2021 | * | 32:13 | 6-13 | .462 | 0-1 | .000 | 2-4 | .500 | 4 | 8 | 12 | 7.3 | 3 | 3 | 2 | 1 | 3 | 14 | 15.3 | |
| at George Washington | 12/05/2021 | * | 25:14 | 4-9 | .444 | 1-1 | 1.000 | 0-0 | .000 | 1 | 1 | 2 | 6.7 | 5 | 2 | 2 | 0 | 2 | 9 | 14.6 | |
| American | 12/07/2021 | * | 22:52 | 4-11 | .364 | 0-1 | .000 | 3-3 | 1.000 | 0 | 4 | 4 | 6.4 | 5 | 0 | 3 | 2 | 1 | 11 | 14.2 | |
| at NC State | 12/19/2021 | * | 33:28 | 2-13 | .154 | 1-2 | .500 | 1-2 | .500 | 0 | 5 | 5 | 6.3 | 4 | 1 | 4 | 0 | 0 | 6 | 13.5 | |
| NC State | 01/13/2022 | * | 19:45 | 2-10 | .200 | 0-2 | .000 | 2-2 | 1.000 | 2 | 2 | 4 | 6.1 | 4 | 0 | 0 | 1 | 2 | 6 | 12.8 | |
| Totals | | | 12 | 325:58 | 60-149 | .403 | 2-11 | .182 | 32-43 | .744 | 25 | 48 | 73 | 6.1 | 38 | 14 | 34 | 5 | 15 | 154 | 12.8 |

Player Averages

| Games Played | Minutes/game | Points/game | FG Pct | 3FG Pct | FT Pct | Rebounds/game | Assists/game | Turnovers/game | Assist/Turnover ratio | Steals/game | Blocks/game |
|--------------|--------------|-------------|--------|---------|--------|---------------|--------------|----------------|-----------------------|-------------|-------------|
| 12 | 27.2 | 12.8 | 40.3 | 18.2 | 74.4 | 6.1 | 1.2 | 2.8 | 0.4 | 1.3 | 0.4 |



#23
AMANDINE TOI
5-10 GUARD
GRAD STUDENT
PARIS, FRANCE



TOI, Amandine

| SEASON | TEAM | GP-GS | MIN | AVG | FG-FGA | FG% | 3FG-3FGA | 3FG% | FT-FTA | FT% | OFF | DEF | TOT | AVG | PF | FO | A | TO | BLK | STL | PTS | AVG |
|--------------|------|--------------|-------------|-------------|----------------|-------------|---------------|-------------|--------------|-------------|-----------|-----------|-----------|------------|--------------|-----------|------------|-----------|-----------|------------|------------|-----|
| 2019-20 | UVA | 30-28 | 668 | 22.3 | 47-137 | .343 | 26-81 | .321 | 11-21 | .524 | 7 | 22 | 29 | 1.0 | 51-0 | 40 | 61 | 5 | 6 | 131 | 4.4 | |
| 2020-21 | UVA | 5-5 | 193 | 38.6 | 24-66 | .364 | 15-33 | .455 | 7-10 | .700 | 4 | 9 | 13 | 2.6 | 14-0 | 10 | 26 | 0 | 2 | 70 | 14.0 | |
| 2021-22 | UVA | 15-15 | 544 | 36.2 | 76-192 | .396 | 28-93 | .301 | 13-22 | .591 | 9 | 27 | 36 | 2.4 | 38-1 | 40 | 58 | 5 | 17 | 193 | 12.9 | |
| TOTAL | | 50-48 | 1404 | 28.1 | 147-395 | .372 | 69-207 | .333 | 31-53 | .585 | 20 | 58 | 78 | 1.6 | 103-1 | 90 | 145 | 10 | 25 | 394 | 7.9 | |

Single Game Highs

| Statistic | Value |
|--------------|--|
| Points | 23 vs Clemson 12/10/20 |
| Rebounds | 5 vs Southern California 11/14/21, at Cal St. Fullerton 11/23/21 |
| Assists | 6 vs Bucknell 11/05/19, vs James Madison 12/03/20 |
| Steals | 2 7 times |
| Blocks | 2 vs Syracuse 02/02/20 |
| FG Made | 9 vs Richmond 11/28/21 |
| FG Attempts | 20 vs Clemson 12/10/20 |
| 3FG Made | 5 vs Clemson 12/10/20, at Florida St. 12/13/20 |
| 3FG Attempts | 11 at North Carolina 01/20/22 |
| FT Made | 4 at Cal St. Fullerton 11/23/21 |
| FT Attempts | 5 vs Bucknell 11/05/19, vs Richmond 11/28/21 |

2021-22 SEASON

- Scored 20 points in a Tuesday win at Fullerton, going 4-of-9 from three-point range. Followed the Fullerton game with a 17-point performance three days later against Rhode Island (11/26). Had her second 20-point game of the week in a Sunday game against Richmond (11/28)
- Logged her third 20-point game of the season at NC State (12/19)
- Moved into the team scoring lead after the home NC State game (1/13)
- Leads the ACC in minutes played per game

2020-21 SEASON

- Scored 12 points, one shy of a career high, against ECU (11/29)
- Followed that with a then-career-high 17 points against JMU, also matching her career high in assists with six (12/3)
- Had the Cavaliers first 20-point game of the year with 23 points against Clemson, including making five three-pointers
- Was leading the ACC in scoring in conference games (21.5 ppg) when the season ended
- Earned her bachelor of arts degree in May, majoring in French

2019-20 SEASON

- Played in all 30 games with 28 starts
- Averaged 4.3 points and 1.0 rebounds per game
- Hit 26 three-pointers, shooting 32.1 percent from long range
- Made her two-year-delayed collegiate debut against Bucknell, making a three-pointer with her very first shot and finishing the game with 11 points and 6 assists (11/5)
- Scored 12 points against Virginia Tech, with eight coming in the third quarter. Went 5-of-6 from the field overall and 2-of-3 from three-point range (1/19)
- Scored 13 points at UNC, with nine coming in the third quarter (1/30)
- ACC Academic Honor Roll

2018-19

- Sustained an injury to her right knee in November and missed the entire season

2017-18

- Sustained an injury to her left knee in November and missed the entire season

#23 TOI, Amandine

| Opponent | Date | GS | MIN | Total | | 3-Pointers | | Free throws | | Rebounds | | | | PF | A | TO | BLK | STL | PTS | AVG | |
|----------------------|------------|----|-----------|---------------|---------------|-------------|--------------|-------------|--------------|-------------|----------|-----------|-----------|------------|-----------|-----------|-----------|----------|-----------|------------|-------------|
| | | | | FG-FGA | PCT | 3FG-3FGA | PCT | FT-FTA | PCT | OFF | DEF | TOT | AVG | | | | | | | | |
| at James Madison | 11/09/2021 | * | 32:13 | 1-10 | .100 | 0-7 | .000 | 2-4 | .500 | 0 | 3 | 3 | 3.0 | 2 | 2 | 2 | 0 | 0 | 4 | 4.0 | |
| Southern California | 11/14/2021 | * | 34:13 | 2-8 | .250 | 0-4 | .000 | 0-0 | .000 | 3 | 2 | 5 | 4.0 | 3 | 2 | 4 | 1 | 1 | 4 | 4.0 | |
| UCF | 11/17/2021 | * | 37:15 | 2-8 | .250 | 2-7 | .286 | 1-2 | .500 | 0 | 1 | 1 | 3.0 | 2 | 4 | 7 | 0 | 2 | 7 | 5.0 | |
| at UCLA | 11/21/2021 | * | 36:03 | 4-9 | .444 | 2-6 | .333 | 0-0 | .000 | 0 | 3 | 3 | 3.0 | 0 | 2 | 4 | 0 | 0 | 10 | 6.3 | |
| at Cal St. Fullerton | 11/23/2021 | * | 38:01 | 6-14 | .429 | 4-9 | .444 | 4-4 | 1.000 | 0 | 5 | 5 | 3.4 | 1 | 3 | 4 | 1 | 1 | 20 | 9.0 | |
| Rhode Island | 11/26/2021 | * | 31:03 | 7-13 | .538 | 2-3 | .667 | 1-2 | .500 | 0 | 1 | 1 | 3.0 | 5 | 3 | 3 | 0 | 2 | 17 | 10.3 | |
| Richmond | 11/28/2021 | * | 40:00 | 9-15 | .600 | 0-5 | .000 | 2-5 | .400 | 2 | 1 | 3 | 3.0 | 4 | 2 | 4 | 0 | 2 | 20 | 11.7 | |
| William & Mary | 12/02/2021 | * | 31:22 | 7-11 | .636 | 4-7 | .571 | 0-1 | .000 | 1 | 1 | 2 | 2.9 | 2 | 2 | 6 | 1 | 0 | 18 | 12.5 | |
| at George Washington | 12/05/2021 | * | 37:21 | 6-17 | .353 | 2-6 | .333 | 0-0 | .000 | 1 | 0 | 1 | 2.7 | 2 | 3 | 2 | 1 | 2 | 14 | 12.7 | |
| American | 12/07/2021 | * | 40:00 | 6-12 | .500 | 0-4 | .000 | 0-0 | .000 | 1 | 1 | 2 | 2.6 | 3 | 5 | 5 | 0 | 2 | 12 | 12.6 | |
| at NC State | 12/19/2021 | * | 35:28 | 8-14 | .571 | 4-8 | .500 | 0-0 | .000 | 0 | 4 | 4 | 2.7 | 4 | 1 | 5 | 0 | 1 | 20 | 13.3 | |
| at Georgia Tech | 01/09/2022 | * | 38:03 | 2-10 | .200 | 2-4 | .500 | 2-2 | 1.000 | 0 | 1 | 1 | 2.6 | 3 | 3 | 3 | 1 | 0 | 8 | 12.8 | |
| NC State | 01/13/2022 | * | 38:04 | 6-19 | .316 | 2-7 | .286 | 0-0 | .000 | 0 | 2 | 2 | 2.5 | 1 | 4 | 4 | 0 | 2 | 14 | 12.9 | |
| at Virginia Tech | 01/18/2022 | * | 40:00 | 6-16 | .375 | 2-5 | .400 | 1-2 | .500 | 0 | 1 | 1 | 2.4 | 2 | 2 | 3 | 0 | 2 | 15 | 13.1 | |
| at North Carolina | 01/20/2022 | * | 34:25 | 4-16 | .250 | 2-11 | .182 | 0-0 | .000 | 1 | 1 | 2 | 2.4 | 4 | 2 | 2 | 0 | 0 | 10 | 12.9 | |
| Totals | | | 15 | 543:31 | 76-192 | .396 | 28-93 | .301 | 13-22 | .591 | 9 | 27 | 36 | 2.4 | 38 | 40 | 58 | 5 | 17 | 193 | 12.9 |

Player Averages

| Games Played | Minutes/game | Points/game | FG Pct | 3FG Pct | FT Pct | Rebounds/game | Assists/game | Turnovers/game | Assist/Turnover ratio | Steals/game | Blocks/game |
|--------------|--------------|-------------|--------|---------|--------|---------------|--------------|----------------|-----------------------|-------------|-------------|
| 15 | 36.2 | 12.9 | 39.6 | 30.1 | 59.1 | 2.4 | 2.7 | 3.9 | 0.7 | 1.1 | 0.3 |

#2
TAYLOR VALLADAY
5-7 GUARD
JUNIOR
CHICAGO, ILL.



VALLADAY, Taylor

| SEASON | TEAM | GP-GS | MIN/AVG | Field Goals | | 3-Point | | F-Throws | | Rebounds | | | Scoring | | | | | | | |
|----------------------|------|--------------|------------------|----------------|-------------|-------------|-------------|--------------|-------------|-----------|-----------|------------|------------|-------------|------------|-----------|----------|-----------|------------|------------|
| | | | | FG-FGA | FG% | 3FG-3FGA | 3FG% | FT-FTA | FT% | OFF | DEF | TOT | AVG | PF | FO | A | TO | BLK | STL | PTS |
| 2019-20 | Marq | 20-0 | 86/4.3 | 6-10 | .600 | 1-3 | .333 | 1-4 | .250 | 4 | 9 | 13 | 0.7 | 4.0 | 6 | 9 | 0 | 0 | 14 | 0.7 |
| 2020-21 | Marq | 26-0 | 514/19.8 | 59-120 | .492 | 2-12 | .167 | 14-26 | .538 | 6 | 38 | 44 | 1.7 | 38.0 | 46 | 37 | 7 | 25 | 134 | 5.2 |
| 2021-22 | Uva | 14-14 | 415/29.6 | 40-110 | .364 | 3-13 | .231 | 36-57 | .632 | 12 | 37 | 49 | 3.5 | 29.2 | 51 | 41 | 0 | 20 | 119 | 8.5 |
| TOTAL FOR Uva | | 14-14 | 415/29.6 | 40-110 | .364 | 3-13 | .231 | 36-57 | .632 | 12 | 37 | 49 | 3.5 | 29.2 | 51 | 41 | 0 | 20 | 119 | 8.5 |
| TOTAL | | 60-14 | 1015/16.9 | 105-240 | .438 | 6-28 | .214 | 51-87 | .586 | 22 | 84 | 106 | 1.8 | 71.2 | 103 | 87 | 7 | 45 | 267 | 4.5 |

Single Game Highs

| Statistic | Value |
|--------------|--|
| Points | 18 at North Carolina 01/20/22 |
| Rebounds | 8 at North Carolina 01/20/22, vs American 12/07/21 |
| Assists | 6 at James Madison 11/09/21, vs Rhode Island 11/26/21, at Virginia Tech 01/18/22 |
| Steals | 5 at UCLA 11/21/21 |
| Blocks | 1 7 times |
| FG Made | 8 at North Carolina 01/20/22 |
| FG Attempts | 13 at UCLA 11/21/21, at North Carolina 01/20/22 |
| 3FG Made | 1 6 times |
| 3FG Attempts | 3 vs UConn 02/05/21, at UCLA 11/21/21, at NC State 12/19/21 |
| FT Made | 10 at Virginia Tech 01/18/22 |
| FT Attempts | 13 at Virginia Tech 01/18/22 |

2021-22

- Was in the starting lineup for her Cavalier debut at James Madison, playing 38 minutes in the game (11/9)
- Scored a team-high nine points against USC (11/14)
- Had her first double-digit scoring effort at UCLA, scoring 10 points, eight of which came in the second quarter (11/21)
- Scored 10 points with six rebounds and six assists against Rhode Island (11/26)
- Had a then career-high 13 points at GW (12/5)
- Scored a career-high 16 points at Virginia Tech, going 10-of-13 from the free throw line (1/18)
- Followed her 16-point performance by scoring 18 points at North Carolina, going 8-of-13 from the field. She also matched her season high in rebounding with 8 (1/20)

BEFORE UVA

- Played two seasons at Marquette (2019-21)
- As a sophomore, averaged 5.2 points, 1.8 assists and 1.7 rebounds per game, appearing in every game off the bench
- Had two double-digit scoring performances, scoring 12 points against Seton Hall (1/15/21) and Providence (2/13/21)
- As a freshman, appeared in 20 games, scoring 14 points with 13 rebounds
- 2019-20 BIG EAST All-Academic Team

BACKGROUND

- Top-250 recruit
- All-Southland Athletic Conference
- Guided Rich South High School to consecutive state tournaments
- Southtown All-Area special mention accolades and IBCA All-State special mention honors
- Also ran track and was the Illinois State Champion in the 4x200
- Sociology major

#2 VALLADAY, Taylor

| Opponent | Date | GS | MIN | Total | | 3-Pointers | | Free throws | | Rebounds | | | PF | A | TO | BLK | STL | PTS | AVG | | |
|----------------------|------------|----|-----------|---------------|---------------|-------------|-------------|-------------|--------------|-------------|-----------|-----------|-----------|------------|-----------|-----------|-----------|----------|-----------|------------|------------|
| | | | | FG-FGA | PCT | 3FG-3FGA | PCT | FT-FTA | PCT | OFF | DEF | TOT | | | | | | | | AVG | |
| at James Madison | 11/09/2021 | * | 38:04 | 1-8 | .125 | 1-2 | .500 | 1-4 | .250 | 0 | 3 | 3 | 3.0 | 1 | 6 | 3 | 0 | 1 | 4 | 4.0 | |
| Southern California | 11/14/2021 | * | 28:48 | 2-10 | .200 | 0-0 | .000 | 5-6 | .833 | 0 | 1 | 1 | 2.0 | 2 | 3 | 2 | 0 | 1 | 9 | 6.5 | |
| UCF | 11/17/2021 | * | 29:45 | 0-3 | .000 | 0-2 | .000 | 0-0 | .000 | 0 | 3 | 3 | 2.3 | 1 | 2 | 6 | 0 | 0 | 0 | 4.3 | |
| at UCLA | 11/21/2021 | * | 30:10 | 5-13 | .385 | 0-3 | .000 | 0-0 | .000 | 0 | 1 | 1 | 2.0 | 1 | 5 | 3 | 0 | 5 | 10 | 5.8 | |
| at Cal St. Fullerton | 11/23/2021 | * | 26:28 | 2-4 | .500 | 0-1 | .000 | 1-2 | .500 | 0 | 4 | 4 | 2.4 | 1 | 1 | 1 | 0 | 1 | 5 | 5.6 | |
| Rhode Island | 11/26/2021 | * | 32:56 | 3-5 | .600 | 0-0 | .000 | 4-6 | .667 | 3 | 3 | 6 | 3.0 | 5 | 6 | 4 | 0 | 2 | 10 | 6.3 | |
| Richmond | 11/28/2021 | * | 24:28 | 2-6 | .333 | 0-0 | .000 | 3-3 | 1.000 | 1 | 1 | 2 | 2.9 | 2 | 3 | 3 | 0 | 3 | 7 | 6.4 | |
| William & Mary | 12/02/2021 | * | 16:22 | 1-3 | .333 | 0-0 | .000 | 1-4 | .250 | 0 | 1 | 1 | 2.6 | 4 | 4 | 3 | 0 | 1 | 3 | 6.0 | |
| at George Washington | 12/05/2021 | * | 30:12 | 4-6 | .667 | 1-1 | 1.000 | 4-7 | .571 | 1 | 0 | 1 | 2.4 | 3 | 5 | 1 | 0 | 2 | 13 | 6.8 | |
| American | 12/07/2021 | * | 33:26 | 2-10 | .200 | 0-0 | .000 | 2-4 | .500 | 2 | 6 | 8 | 3.0 | 2 | 5 | 3 | 0 | 0 | 6 | 6.7 | |
| at NC State | 12/19/2021 | * | 37:46 | 4-12 | .333 | 1-3 | .333 | 2-3 | .667 | 0 | 1 | 1 | 2.8 | 1 | 3 | 2 | 0 | 2 | 11 | 7.1 | |
| NC State | 01/13/2022 | * | 17:03 | 3-7 | .429 | 0-1 | .000 | 1-1 | 1.000 | 1 | 3 | 4 | 2.9 | 1 | 0 | 0 | 0 | 0 | 7 | 7.1 | |
| at Virginia Tech | 01/18/2022 | * | 35:44 | 3-10 | .300 | 0-0 | .000 | 10-13 | .769 | 1 | 5 | 6 | 3.2 | 5 | 6 | 2 | 0 | 0 | 16 | 7.8 | |
| at North Carolina | 01/20/2022 | * | 33:37 | 8-13 | .615 | 0-0 | .000 | 2-4 | .500 | 3 | 5 | 8 | 3.5 | 0 | 2 | 8 | 0 | 2 | 18 | 8.5 | |
| Totals | | | 14 | 414:49 | 40-110 | .364 | 3-13 | .231 | 36-57 | .632 | 12 | 37 | 49 | 3.5 | 29 | 51 | 41 | 0 | 20 | 119 | 8.5 |

Player Averages

| Games Played | Minutes/ game | Points/ game | FG Pct | 3FG Pct | FT Pct | Rebounds/ game | Assists/ game | Turnovers/ game | Assist/Turnover ratio | Steals/ game | Blocks/ game |
|--------------|---------------|--------------|--------|---------|--------|----------------|---------------|-----------------|-----------------------|--------------|--------------|
| 14 | 29.6 | 8.5 | 36.4 | 23.1 | 63.2 | 3.5 | 3.6 | 2.9 | 1.2 | 1.4 | 0.0 |



Official Basketball Box Score - Final
Virginia at George Washington

Game Time: 2:00 PM
Game Duration: 2:03
Attendance: 364

Officials: Geradine Smith, Washington, Roy Jackson, Alex Leap

Table with columns: NO. Name, Min, FG, 3P, FT, Rebounds, Fouls, TP, AS, TO, ST, Blocks, +/-

Shooting By Period table with columns: 1st FG%, 3PT%, FT%, 2nd FG%, 3PT%, FT%, 3rd FG%, 3PT%, FT%, 4th FG%, 3PT%, FT%

Table with columns: NO. Name, Min, FG, 3P, FT, Rebounds, Fouls, TP, AS, TO, ST, Blocks, +/-

Shooting By Period table with columns: 1st FG%, 3PT%, FT%, 2nd FG%, 3PT%, FT%, 3rd FG%, 3PT%, FT%, 4th FG%, 3PT%, FT%

Summary table with columns: UVA, GW, Points from Turnovers, UVA, GW, Period by Period Scoring

Official Basketball Box Score - Final
American at Virginia

Game Time: 7:00 P
Game Duration: 1:5
Attendance: 1:44

Officials: Thomas Daviner, Keith Miller, Ashlee Good

Table with columns: NO. Name, Min, FG, 3P, FT, Rebounds, Fouls, TP, AS, TO, ST, Blocks, +/-

Shooting By Period table with columns: 1st FG%, 3PT%, FT%, 2nd FG%, 3PT%, FT%, 3rd FG%, 3PT%, FT%, 4th FG%, 3PT%, FT%

Table with columns: NO. Name, Min, FG, 3P, FT, Rebounds, Fouls, TP, AS, TO, ST, Blocks, +/-

Shooting By Period table with columns: 1st FG%, 3PT%, FT%, 2nd FG%, 3PT%, FT%, 3rd FG%, 3PT%, FT%, 4th FG%, 3PT%, FT%

Summary table with columns: AMC, UVA, Points from Turnovers, AMC, UVA, Period by Period Scoring



Official Basketball Box Score - Final
Virginia at NC State

Game Time: 4:00 PM
Game Duration: 1:47
Attendance: 4,564

Officials: Eric Brewton, Katie Lukachik, Jennifer Rzasca

Table with columns: NO. Name, Min, FG, 3P, FT, Rebounds, Fouls, TP, AS, TO, ST, Blocks, +/-

Shooting By Period table with columns: 1st FG%, 3PT%, FT%, 2nd FG%, 3PT%, FT%, 3rd FG%, 3PT%, FT%, 4th FG%, 3PT%, FT%

Table with columns: NO. Name, Min, FG, 3P, FT, Rebounds, Fouls, TP, AS, TO, ST, Blocks, +/-

Shooting By Period table with columns: 1st FG%, 3PT%, FT%, 2nd FG%, 3PT%, FT%, 3rd FG%, 3PT%, FT%, 4th FG%, 3PT%, FT%

Summary table with columns: UVA, NCSU, Points from Turnovers, UVA, NCSU, Period by Period Scoring



Official Basketball Box Score - Final
Virginia at Georgia Tech

Game Time: 4:00 PM
Game Duration: 1:37
Attendance: 1,841

Officials: Fob Oesch, Nic Cappell, Ashlee Good

Table with columns: NO. Name, Min, FG, 3P, FT, Rebounds, Fouls, TP, AS, TO, ST, Blocks, +/-

Shooting By Period table with columns: 1st FG%, 3PT%, FT%, 2nd FG%, 3PT%, FT%, 3rd FG%, 3PT%, FT%, 4th FG%, 3PT%, FT%

Table with columns: NO. Name, Min, FG, 3P, FT, Rebounds, Fouls, TP, AS, TO, ST, Blocks, +/-

Shooting By Period table with columns: 1st FG%, 3PT%, FT%, 2nd FG%, 3PT%, FT%, 3rd FG%, 3PT%, FT%, 4th FG%, 3PT%, FT%

Summary table with columns: UVA, GT, Points from Turnovers, UVA, GT, Period by Period Scoring



**2021-22 Virginia Women's Basketball
Combined Team Statistics
All games**

Game Records

| Record | Overall | Home | Away | Neutral |
|----------------|---------|------|------|---------|
| ALL GAMES | 3-12 | 1-6 | 2-6 | 0-0 |
| CONFERENCE | 0-5 | 0-1 | 0-4 | 0-0 |
| NON-CONFERENCE | 3-7 | 1-5 | 2-2 | 0-0 |

Score by Periods

| Team | 1st | 2nd | 3rd | 4th | OT | TOT |
|-----------|-----|-----|-----|-----|----|-----|
| Virginia | 215 | 192 | 186 | 225 | 0 | 818 |
| Opponents | 243 | 234 | 244 | 269 | 0 | 990 |

Team Box Score

| No. | Player | Total | | | 3-Point | | | F-Throw | | Rebounds | | | | | | | | | | | | |
|------------------|-----------------------|-----------|-------------|------|----------------|-------------|---------------|-------------|----------------|-------------|------------|------------|------------|-------------|------------|----------|------------|------------|-----------|------------|------------|-------------|
| | | GP-GS | MIN | AVG | FG-FGA | FG% | 3FG-3FGA | 3FG% | FT-FTA | FT% | OFF | DEF | TOT | AVG | PF | DQ | A | TO | BLK | STL | PTS | AVG |
| 23 | TOI, Amandine | 15-15 | 543:31 | 36.2 | 76-192 | .396 | 28-93 | .301 | 13-22 | .591 | 9 | 27 | 36 | 2.4 | 38 | 1 | 40 | 58 | 5 | 17 | 193 | 12.9 |
| 20 | TAYLOR, Camryn | 12-12 | 325:58 | 27.2 | 60-149 | .403 | 2-11 | .182 | 32-43 | .744 | 25 | 48 | 73 | 6.1 | 38 | 2 | 14 | 34 | 5 | 15 | 154 | 12.8 |
| 2 | VALLADAY, Taylor | 14-14 | 414:49 | 29.6 | 40-110 | .364 | 3-13 | .231 | 36-57 | .632 | 12 | 37 | 49 | 3.5 | 29 | 2 | 51 | 41 | 0 | 20 | 119 | 8.5 |
| 1 | MILLER, Carole | 15-15 | 388:40 | 25.9 | 33-84 | .393 | 13-33 | .394 | 18-24 | .750 | 14 | 25 | 39 | 2.6 | 24 | 0 | 17 | 20 | 7 | 8 | 97 | 6.5 |
| 21 | PARKER, Eleah | 14-8 | 249:18 | 17.8 | 35-63 | .556 | 0-0 | .000 | 7-17 | .412 | 17 | 54 | 71 | 5.1 | 24 | 1 | 12 | 22 | 22 | 4 | 77 | 5.5 |
| 14 | LAWSON, Kaydan | 14-1 | 325:52 | 23.3 | 25-90 | .278 | 7-37 | .189 | 12-19 | .632 | 21 | 49 | 70 | 5.0 | 38 | 1 | 21 | 22 | 5 | 14 | 69 | 4.9 |
| 34 | CLARKSON, London | 15-9 | 352:49 | 23.5 | 19-46 | .413 | 0-1 | .000 | 11-29 | .379 | 22 | 35 | 57 | 3.8 | 43 | 2 | 18 | 38 | 9 | 10 | 49 | 3.3 |
| 5 | STOJSAVLJEVIC, Tihana | 2-0 | 16:47 | 8.4 | 2-5 | .400 | 0-0 | .000 | 0-1 | .000 | 2 | 5 | 7 | 3.5 | 3 | 0 | 1 | 2 | 1 | 0 | 4 | 2.0 |
| 44 | DALE, Mckenna | 15-0 | 156:13 | 10.4 | 9-51 | .176 | 5-34 | .147 | 2-4 | .500 | 12 | 13 | 25 | 1.7 | 15 | 0 | 9 | 8 | 0 | 8 | 25 | 1.7 |
| 12 | JEFFERSON, Meg | 13-1 | 100:37 | 7.7 | 8-24 | .333 | 0-0 | .000 | 4-6 | .667 | 5 | 10 | 15 | 1.2 | 13 | 0 | 2 | 7 | 0 | 4 | 20 | 1.5 |
| 3 | PITTS, Aaliyah | 11-0 | 72:31 | 6.6 | 2-13 | .154 | 0-3 | .000 | 3-5 | .600 | 4 | 3 | 7 | 0.6 | 7 | 0 | 1 | 6 | 0 | 4 | 7 | 0.6 |
| 13 | BRISTOL, Deja | 8-0 | 45:03 | 5.6 | 2-8 | .250 | 0-0 | .000 | 0-2 | .000 | 4 | 4 | 8 | 1.0 | 2 | 0 | 1 | 2 | 0 | 1 | 4 | 0.5 |
| 15 | GRIFFIN, Annaliese | 2-0 | 07:53 | 3.9 | 0-2 | .000 | 0-1 | .000 | 0-2 | .000 | 1 | 1 | 2 | 1.0 | 3 | 0 | 0 | 1 | 0 | 0 | 0 | 0.0 |
| Team | | | | | | | | | | | 26 | 29 | 55 | | | | 17 | | | | | |
| Total | | 15 | 3000 | | 311-837 | .372 | 58-226 | .257 | 138-231 | .597 | 174 | 340 | 514 | 34.3 | 277 | 9 | 187 | 278 | 54 | 105 | 818 | 54.5 |
| Opponents | | 15 | 3000 | | 338-818 | .413 | 95-265 | .358 | 219-302 | .725 | 168 | 392 | 560 | 37.3 | 245 | 2 | 194 | 246 | 55 | 122 | 990 | 66.0 |

Team Statistics

| | UVA | OPP |
|------------------------|----------------|----------------|
| Scoring | 818 | 990 |
| Points per game | 54.5 | 66.0 |
| Scoring margin | -11.5 | - |
| Field goals-att | 311-837 | 338-818 |
| Field goal pct | .372 | .413 |
| 3 point fg-att | 58-226 | 95-265 |
| 3-point FG pct | .257 | .358 |
| 3-pt FG made per game | 3.9 | 6.3 |
| Free throws-att | 138-231 | 219-302 |
| Free throw pct | .597 | .725 |
| F-Throws made per game | 9.2 | 14.6 |
| Rebounds | 514 | 560 |
| Rebounds per game | 34.3 | 37.3 |
| Rebounding margin | -3.1 | - |
| Assists | 187 | 194 |
| Assists per game | 12.5 | 12.9 |
| Turnovers | 278 | 246 |
| Turnovers per game | 18.5 | 16.4 |
| Turnover margin | -2.1 | - |
| Assist/turnover ratio | 0.7 | 0.8 |
| Steals | 105 | 122 |
| Steals per game | 7.0 | 8.1 |
| Blocks | 54 | 55 |
| Blocks per game | 3.6 | 3.7 |
| Winning streak | 0 | - |
| Home win streak | 0 | - |
| Attendance | 10950 | 14926 |
| Home games-Avg/Game | 7-1564 | 8-1866 |
| Neutral site-Avg/Game | - | 0-0 |

Team Results

| Date | Opponent | | Score | Att. |
|------------|----------------------|---|-------|------|
| 11/09/2021 | at James Madison | L | 69-84 | 3766 |
| 11/14/2021 | Southern California | L | 48-65 | 1385 |
| 11/17/2021 | UCF | L | 38-59 | 1432 |
| 11/21/2021 | at UCLA | L | 57-69 | 1077 |
| 11/23/2021 | at Cal St. Fullerton | W | 60-48 | 283 |
| 11/26/2021 | Rhode Island | L | 70-80 | 1498 |
| 11/28/2021 | Richmond | L | 65-74 | 1670 |
| 12/02/2021 | William & Mary | W | 60-44 | 1555 |
| 12/05/2021 | at George Washington | W | 62-53 | 364 |
| 12/07/2021 | American | L | 56-69 | 1441 |
| 12/19/2021 | at NC State | L | 55-82 | 4564 |
| 01/09/2022 | at Georgia Tech | L | 31-67 | 1841 |
| 01/13/2022 | NC State | L | 43-66 | 1969 |
| 01/18/2022 | at Virginia Tech | L | 52-69 | 1518 |
| 01/20/2022 | at North Carolina | L | 52-61 | 1513 |



**2021-22 Virginia Women's Basketball
Season Box Score
In Conference games**

Game Records

| Record | Overall | Home | Away | Neutral |
|----------------|---------|------|------|---------|
| ALL GAMES | 0-5 | 0-1 | 0-4 | 0-0 |
| CONFERENCE | 0-5 | 0-1 | 0-4 | 0-0 |
| NON-CONFERENCE | 0-0 | 0-0 | 0-0 | 0-0 |

Team Box Score

| No. | Player | Total | | | 3-Point | | F-Throw | | Rebounds | | | | Other Stats | | | | | | | | | |
|------------------|--------------------|----------|-------------|------|----------------|-------------|---------------|-------------|---------------|-------------|-----------|------------|-------------|-------------|-----------|----------|-----------|-----------|-----------|-----------|------------|-------------|
| | | GP-GS | MIN | AVG | FG-FGA | FG% | 3FG-3FGA | 3FG% | FT-FTA | FT% | OFF | DEF | TOT | AVG | PF | DQ | A | TO | BLK | STL | PTS | AVG |
| 23 | TOI, Amandine | 5-5 | 186:00 | 37.2 | 26-75 | .347 | 12-35 | .343 | 3-4 | .750 | 1 | 9 | 10 | 2.0 | 14 | 0 | 12 | 17 | 1 | 5 | 67 | 13.4 |
| 2 | VALLADAY, Taylor | 4-4 | 124:10 | 31.0 | 18-42 | .429 | 1-4 | .250 | 15-21 | .714 | 5 | 14 | 19 | 4.8 | 7 | 1 | 11 | 12 | 0 | 4 | 52 | 13.0 |
| 21 | PARKER, Eleah | 4-3 | 100:31 | 25.1 | 14-25 | .560 | 0-0 | .000 | 2-2 | 1.000 | 4 | 18 | 22 | 5.5 | 10 | 0 | 3 | 9 | 14 | 1 | 30 | 7.5 |
| 20 | TAYLOR, Camryn | 2-2 | 53:13 | 26.6 | 4-23 | .174 | 1-4 | .250 | 3-4 | .750 | 2 | 7 | 9 | 4.5 | 8 | 0 | 1 | 4 | 1 | 2 | 12 | 6.0 |
| 1 | MILLER, Carole | 5-5 | 130:51 | 26.2 | 8-25 | .320 | 3-7 | .429 | 4-6 | .667 | 2 | 8 | 10 | 2.0 | 9 | 0 | 1 | 9 | 3 | 2 | 23 | 4.6 |
| 14 | LAWSON, Kaydan | 5-1 | 136:42 | 27.3 | 8-37 | .216 | 2-14 | .143 | 2-4 | .500 | 12 | 18 | 30 | 6.0 | 18 | 1 | 6 | 10 | 1 | 8 | 20 | 4.0 |
| 34 | CLARKSON, London | 5-4 | 135:57 | 27.2 | 6-14 | .429 | 0-0 | .000 | 4-8 | .500 | 10 | 14 | 24 | 4.8 | 15 | 0 | 7 | 20 | 5 | 2 | 16 | 3.2 |
| 12 | JEFFERSON, Meg | 4-1 | 37:54 | 9.5 | 3-8 | .375 | 0-0 | .000 | 0-0 | .000 | 2 | 4 | 6 | 1.5 | 4 | 0 | 0 | 3 | 0 | 0 | 6 | 1.5 |
| 44 | DALE, Mckenna | 5-0 | 46:11 | 9.2 | 3-17 | .176 | 1-10 | .100 | 0-0 | .000 | 4 | 4 | 8 | 1.6 | 4 | 0 | 2 | 2 | 0 | 3 | 7 | 1.4 |
| 13 | BRISTOL, Deja | 3-0 | 15:41 | 5.2 | 0-2 | .000 | 0-0 | .000 | 0-0 | .000 | 1 | 2 | 3 | 1.0 | 1 | 0 | 0 | 0 | 0 | 0 | 0 | 0.0 |
| 15 | GRIFFIN, Annaliese | 1-0 | 01:07 | 1.1 | 0-0 | .000 | 0-0 | .000 | 0-0 | .000 | 0 | 0 | 0 | 0.0 | 0 | 0 | 0 | 0 | 0 | 0 | 0 | 0.0 |
| 3 | PITTS, Aaliyah | 4-0 | 31:43 | 7.9 | 0-5 | .000 | 0-3 | .000 | 0-0 | .000 | 2 | 1 | 3 | 0.8 | 3 | 0 | 0 | 2 | 0 | 0 | 0 | 0.0 |
| Team | | | | | | | | | | | 13 | 13 | 26 | | | | 7 | | | | | |
| Total | | 5 | 1000 | | 90-273 | .330 | 20-77 | .260 | 33-49 | .673 | 58 | 112 | 170 | 34.0 | 93 | 2 | 43 | 95 | 25 | 27 | 233 | 46.6 |
| Opponents | | 5 | 1000 | | 119-296 | .402 | 30-102 | .294 | 77-100 | .770 | 71 | 128 | 199 | 39.8 | 65 | 0 | 69 | 59 | 29 | 43 | 345 | 69.0 |

Score by Periods

| Team | 1st | 2nd | 3rd | 4th | OT | TOT |
|-----------|-----|-----|-----|-----|----|-----|
| Virginia | 71 | 40 | 52 | 70 | 0 | 233 |
| Opponents | 79 | 81 | 91 | 94 | 0 | 345 |



**2021-22 Virginia Women's Basketball
Season Schedule/Results & Leaders
All games**

Game Records

| Record | Overall | Home | Away | Neutral |
|----------------|---------|------|------|---------|
| ALL GAMES | 3-12 | 1-6 | 2-6 | 0-0 |
| CONFERENCE | 0-5 | 0-1 | 0-4 | 0-0 |
| NON-CONFERENCE | 3-7 | 1-5 | 2-2 | 0-0 |

Team Results

| Date | Opponent | | Score | Att. | High Points | High Rebounds |
|------------|----------------------|---|-------|------|---|---|
| 11/09/2021 | at James Madison | L | 69-84 | 3766 | (27) TAYLOR, Camryn | (9) PARKER, Eleah |
| 11/14/2021 | Southern California | L | 48-65 | 1385 | (9) VALLADAY, Taylor | (9) LAWSON, Kaydan |
| 11/17/2021 | UCF | L | 38-59 | 1432 | (10) TAYLOR, Camryn | (4) PARKER, Eleah (4) TAYLOR, Camryn (4) LAWSON, Kaydan |
| 11/21/2021 | at UCLA | L | 57-69 | 1077 | (14) MILLER, Carole | (6) PARKER, Eleah (6) TAYLOR, Camryn |
| 11/23/2021 | at Cal St. Fullerton | W | 60-48 | 283 | (20) TOI, Amandine | (12) PARKER, Eleah |
| 11/26/2021 | Rhode Island | L | 70-80 | 1498 | (22) TAYLOR, Camryn | (6) TAYLOR, Camryn (6) VALLADAY, Taylor |
| 11/28/2021 | Richmond | L | 65-74 | 1670 | (20) TOI, Amandine | (9) TAYLOR, Camryn |
| 12/02/2021 | William & Mary | W | 60-44 | 1555 | (18) TOI, Amandine | (12) TAYLOR, Camryn |
| 12/05/2021 | at George Washington | W | 62-53 | 364 | (14) TOI, Amandine | (8) LAWSON, Kaydan |
| 12/07/2021 | American | L | 56-69 | 1441 | (12) TOI, Amandine | (8) VALLADAY, Taylor |
| 12/19/2021 | at NC State | L | 55-82 | 4564 | (20) TOI, Amandine | (6) LAWSON, Kaydan |
| 01/09/2022 | at Georgia Tech | L | 31-67 | 1841 | (8) TOI, Amandine (8) MILLER, Carole | (5) DALE, Mckenna (5) JEFFERSON, Meg |
| 01/13/2022 | NC State | L | 43-66 | 1969 | (14) TOI, Amandine | (9) PARKER, Eleah |
| 01/18/2022 | at Virginia Tech | L | 52-69 | 1518 | (16) VALLADAY, Taylor | (6) PARKER, Eleah (6) VALLADAY, Taylor (6) CLARKSON, London |
| 01/20/2022 | at North Carolina | L | 52-61 | 1513 | (18) VALLADAY, Taylor | (14) LAWSON, Kaydan |

Attendance Summary

| | Games | Attend | Avg/Game |
|--------------|-----------|--------------|-------------|
| Home | 7 | 10950 | 1564 |
| Away | 8 | 14926 | 1866 |
| Neutral | 0 | 0 | 0 |
| Total | 15 | 25876 | 1725 |



2021-22 Virginia Women's Basketball
Points-rebounds-assists
All games

| Opponent | Date | Score | 1 | 2 | 3 | 5 | 12 | 13 | 14 | 15 | 20 | 21 | 23 |
|----------------------|------------|-------|------------|------------|------------|------------|------------|------------|------------|------------|------------|------------|------------|
| | | | MILLER,CAR | VALLADAY,T | PITTS,AALI | STOJSAVIJE | JEFFERSON, | BRISTOL,DE | LAWSON,KAY | GRIFFIN,AN | TAYLOR,CAM | PARKER,ELE | TOI,AMANDI |
| at James Madison | 11/09/2021 | 69-84 | L | 14-3-2 | 4-3-6 | 0-0-0 | 2-4-1 | 2-0-0 | DNP | DNP | 27-7-2 | 12-9-0 | 4-3-2 |
| Southern California | 11/14/2021 | 48-65 | L | 6-3-1 | 9-1-3 | DNP | 2-3-0 | 6-4-0 | DNP | DNP | 6-5-0 | 0-4-0 | 4-5-2 |
| UCF | 11/17/2021 | 38-59 | L | 3-3-1 | 0-3-2 | DNP | DNP | 3-0-0 | 3-4-1 | DNP | 10-4-2 | 5-4-1 | 7-1-4 |
| at UCLA | 11/21/2021 | 57-69 | L | 14-4-1 | 10-1-5 | 2-0-0 | DNP | 1-0-1 | DNP | DNP | 12-6-0 | 6-6-1 | 10-3-2 |
| at Cal St. Fullerton | 11/23/2021 | 60-48 | W | 6-3-3 | 5-4-1 | 0-1-1 | DNP | 0-2-1 | 5-3-1 | DNP | 17-9-1 | 6-12-1 | 20-5-3 |
| Rhode Island | 11/26/2021 | 70-80 | L | 3-0-2 | 10-6-6 | 0-1-0 | DNP | 0-0-0 | 5-1-2 | DNP | 22-6-1 | 7-4-1 | 17-1-3 |
| Richmond | 11/28/2021 | 65-74 | L | 6-8-3 | 7-2-3 | DNP | DNP | 2-1-0 | 10-6-2 | DNP | 14-9-2 | 0-0-0 | 20-3-2 |
| William & Mary | 12/02/2021 | 60-44 | W | 7-2-2 | 3-1-4 | 0-0-0 | DNP | 0-2-0 | 2-4-4 | 0-2-0 | 14-12-3 | 2-4-1 | 18-2-2 |
| at George Washington | 12/05/2021 | 62-53 | W | 9-2-0 | 13-1-5 | 2-0-0 | DNP | 0-1-0 | 10-8-1 | DNP | 9-2-2 | 1-3-3 | 14-1-3 |
| American | 12/07/2021 | 56-69 | L | 6-1-1 | 6-8-5 | 3-2-0 | DNP | 0-0-0 | 7-4-0 | DNP | 11-4-0 | 8-3-1 | 12-2-5 |
| at NC State | 12/19/2021 | 55-82 | L | 3-2-0 | 11-1-3 | 0-0-0 | DNP | 0-0-0 | 10-6-2 | DNP | 6-5-1 | 4-1-1 | 20-4-1 |
| at Georgia Tech | 01/09/2022 | 31-67 | L | 8-2-1 | DNP | 0-3-0 | DNP | 6-5-0 | 2-4-1 | 0-0-0 | DNP | DNP | 8-1-3 |
| NC State | 01/13/2022 | 43-66 | L | 3-2-0 | 7-4-0 | 0-0-0 | DNP | DNP | 2-1-0 | DNP | 6-4-0 | 6-9-1 | 14-2-4 |
| at Virginia Tech | 01/18/2022 | 52-69 | L | 7-4-0 | 16-6-6 | DNP | DNP | 0-0-0 | 2-5-1 | DNP | DNP | 12-6-0 | 15-1-2 |
| at North Carolina | 01/20/2022 | 52-61 | L | 2-0-0 | 18-8-2 | 0-0-0 | DNP | 0-1-0 | 4-14-2 | DNP | DNP | 8-6-1 | 10-2-2 |

| Opponent | Date | Score | 34 | 44 | |
|----------------------|------------|-------|------------|------------|-------|
| | | | CLARKSON,I | DALE,MCKEN | |
| at James Madison | 11/09/2021 | 69-84 | L | 4-1-1 | 0-2-1 |
| Southern California | 11/14/2021 | 48-65 | L | 8-6-2 | 2-0-1 |
| UCF | 11/17/2021 | 38-59 | L | 5-2-1 | 0-1-0 |
| at UCLA | 11/21/2021 | 57-69 | L | 0-1-1 | 0-1-1 |
| at Cal St. Fullerton | 11/23/2021 | 60-48 | W | 1-2-0 | 0-0-2 |
| Rhode Island | 11/26/2021 | 70-80 | L | 0-3-1 | 6-1-1 |
| Richmond | 11/28/2021 | 65-74 | L | 0-2-3 | 6-7-0 |
| William & Mary | 12/02/2021 | 60-44 | W | 10-5-1 | 2-4-0 |
| at George Washington | 12/05/2021 | 62-53 | W | 2-4-0 | 2-1-0 |
| American | 12/07/2021 | 56-69 | L | 3-7-1 | 0-0-1 |
| at NC State | 12/19/2021 | 55-82 | L | 1-1-0 | 0-1-0 |
| at Georgia Tech | 01/09/2022 | 31-67 | L | 4-3-2 | 3-5-1 |
| NC State | 01/13/2022 | 43-66 | L | 3-5-1 | 2-1-0 |
| at Virginia Tech | 01/18/2022 | 52-69 | L | 0-6-2 | 0-0-0 |
| at North Carolina | 01/20/2022 | 52-61 | L | 8-9-2 | 2-1-1 |



**2021-22 Virginia Women's Basketball
Team Game-by-Game
All games**

| Opponent | Date | Score | Total | | 3-Pointers | | Free throws | | Rebounds | | | | | | | | | | | |
|----------------------|------------|------------|--------|----------------|-------------|---------------|-------------|----------------|-------------|------------|------------|------------|-------------|------------|------------|------------|-----------|------------|------------|-------------|
| | | | FG-FGA | PCT | 3FG-3FGA | PCT | FT-FTA | PCT | OFF | DEF | TOT | AVG | PF | A | TO | BLK | STL | PTS | AVG | |
| at James Madison | 11/09/2021 | 69-84 | L | 26-63 | .413 | 1-15 | .067 | 16-28 | .571 | 13 | 23 | 36 | 36.0 | 22 | 15 | 18 | 5 | 4 | 69 | 69.0 |
| Southern California | 11/14/2021 | 48-65 | L | 18-63 | .286 | 2-13 | .154 | 10-18 | .556 | 15 | 30 | 45 | 40.5 | 20 | 12 | 15 | 3 | 4 | 48 | 58.5 |
| UCF | 11/17/2021 | 38-59 | L | 14-44 | .318 | 4-18 | .222 | 6-15 | .400 | 5 | 18 | 23 | 34.7 | 15 | 12 | 22 | 1 | 9 | 38 | 51.7 |
| at UCLA | 11/21/2021 | 57-69 | L | 21-52 | .404 | 4-17 | .235 | 11-15 | .733 | 9 | 18 | 27 | 32.8 | 11 | 13 | 19 | 1 | 11 | 57 | 53.0 |
| at Cal St. Fullerton | 11/23/2021 | 60-48 | W | 22-57 | .386 | 7-22 | .318 | 9-11 | .818 | 8 | 34 | 42 | 34.6 | 9 | 14 | 18 | 4 | 6 | 60 | 54.4 |
| Rhode Island | 11/26/2021 | 70-80 | L | 25-56 | .446 | 5-10 | .500 | 15-24 | .625 | 11 | 18 | 29 | 33.7 | 34 | 18 | 16 | 1 | 7 | 70 | 57.0 |
| Richmond | 11/28/2021 | 65-74 | L | 24-63 | .381 | 4-18 | .222 | 13-20 | .650 | 19 | 22 | 41 | 34.7 | 16 | 15 | 20 | 3 | 9 | 65 | 58.1 |
| William & Mary | 12/02/2021 | 60-44 | W | 25-59 | .424 | 5-14 | .357 | 5-14 | .357 | 14 | 30 | 44 | 35.9 | 20 | 17 | 23 | 5 | 7 | 60 | 58.4 |
| at George Washington | 12/05/2021 | 62-53 | W | 23-47 | .489 | 5-11 | .455 | 11-21 | .524 | 8 | 17 | 25 | 34.7 | 17 | 14 | 14 | 2 | 13 | 62 | 58.8 |
| American | 12/07/2021 | 56-69 | L | 23-60 | .383 | 1-11 | .091 | 9-16 | .563 | 14 | 18 | 32 | 34.4 | 20 | 14 | 18 | 4 | 8 | 56 | 58.5 |
| at NC State | 12/19/2021 | 55-82 | L | 21-54 | .389 | 9-20 | .450 | 4-7 | .571 | 8 | 20 | 28 | 33.8 | 21 | 8 | 20 | 4 | 5 | 55 | 58.2 |
| at Georgia Tech | 01/09/2022 | 31-67 | L | 11-48 | .229 | 4-13 | .308 | 5-6 | .833 | 9 | 20 | 29 | 33.4 | 14 | 8 | 18 | 3 | 3 | 31 | 55.9 |
| NC State | 01/13/2022 | 43-66 | L | 17-52 | .327 | 2-11 | .182 | 7-9 | .778 | 8 | 24 | 32 | 33.3 | 16 | 6 | 21 | 7 | 7 | 43 | 54.9 |
| at Virginia Tech | 01/18/2022 | 52-69 | L | 18-50 | .360 | 3-8 | .375 | 13-17 | .765 | 10 | 24 | 34 | 33.4 | 21 | 11 | 16 | 4 | 6 | 52 | 54.7 |
| at North Carolina | 01/20/2022 | 52-61 | L | 23-69 | .333 | 2-25 | .080 | 4-10 | .400 | 23 | 24 | 47 | 34.3 | 21 | 10 | 20 | 7 | 6 | 52 | 54.5 |
| Total | | 818 | | 311-837 | .372 | 58-226 | .257 | 138-231 | .597 | 174 | 340 | 514 | 34.3 | 277 | 187 | 278 | 54 | 105 | 818 | 54.5 |
| Opponents | | 990 | | 338-818 | .413 | 95-265 | .358 | 219-302 | .725 | 168 | 392 | 560 | 37.3 | 245 | 194 | 246 | 55 | 122 | 990 | 66.0 |

Virginia Averages

| Games Played | Points/game | FG Pct | 3FG Pct | FT Pct | Rebounds/game | Assists/game | Turnovers/game | Assist/Turnover ratio | Steals/game | Blocks/game |
|--------------|-------------|--------|---------|--------|---------------|--------------|----------------|-----------------------|-------------|-------------|
| 15 | 54.5 | 37.2 | 25.7 | 59.7 | 34.3 | 12.5 | 18.5 | 0.7 | 7.0 | 3.6 |



MISCELLANEOUS STATS

VIRGINIA'S RECORD WHEN

| | |
|--|------|
| Game decided by 10 pts or less | 1-3 |
| Leading at halftime | 3-1 |
| Trailing at halftime | 0-11 |
| Tied at halftime | 0-0 |
| Went into overtime | 0-0 |
| Leading by 10 or more points | 3-0 |
| Shot FG 50% or better | 0-0 |
| Shot FG less than 50% | 3-12 |
| Shot FG less than 40% | 1-9 |
| Shot FG 40% or better | 2-3 |
| Holding opponent under 60 pts | 3-0 |
| Scoring 30-39 points | 0-2 |
| Scoring 40-49 points | 0-2 |
| Scoring 50-59 points | 0-6 |
| Scoring 60-69 points | 3-2 |
| Scoring 70-79 points | 0-1 |
| Scoring 80-89 points | 0-0 |
| Scoring 90-100 points | 0-0 |
| Scoring over 100 points | 0-0 |
| Outrebounding opponent | 2-3 |
| Being outrebounded | 1-9 |
| Tied in rebounding | 0-0 |
| Have fewer TOs than opponent | 1-2 |
| Committing fewer than 15 TOs | 1-0 |

SCORING BENCHMARKS

GAMES WITH 20 OR MORE POINTS IN 21-22

| | |
|-------------------------|---|
| Amandine Toi | 3 |
| Camryn Taylor | 2 |

GAMES WITH 10 OR MORE POINTS IN 21-22

| | |
|---------------------------|----|
| Amandine Toi | 11 |
| Camryn Taylor | 8 |
| Taylor Valladay | 6 |
| Kaydan Lawson | 3 |
| Carole Miller | 2 |
| Eleah Parker | 2 |
| London Clarkson | 1 |

GAMES WITH 10 OR MORE REBOUNDS IN 21-22

| | |
|-------------------------|---|
| Eleah Parker | 1 |
| Kaydan Lawson | 1 |
| Camryn Taylor | 1 |

DOUBLE DOUBLES IN 21-22

| | |
|-------------------------|---|
| Camryn Taylor | 1 |
|-------------------------|---|



VIRGINIA INDIVIDUALS

- **Two UVA players with double-doubles in the same game:** vs Syracuse (Willoughby 13p/12r; Jablonowski 12p/10r)
- **Five Players in double figures:** vs Cal 3/16/18 (Aiyetan 16, Willoughby 13, Huland El 12, Brown 11, Toussaint 10)
- **Six players in double figures:** vs Norfolk State 11/16/15 (Randolph 17, Moses 12, Brown 11, Venson 10, Mason 10, Huland El 10, Jones 10)
- **Seven players in double figures:** vs Norfolk State 11/16/15 (Randolph 17, Moses 12, Brown 11, Venson 10, Mason 10, Huland El 10, Jones 10)
- **Zero players in double figures:** vs Louisville, 1/17/19
- **Every Cavalier player scored:** at Miami, 2/3/19
- **Scored 20 points:** 20, Amandine Toi at NC State, 12/19/20
- **Scored 25 points:** 27, Camryn Taylor at JMU, 11/9/21
- **Scored 30 points:** 31, Kylie Kornegay-Lucas vs ODU, 11/24/19
- **Scored 40 points:** **48, Mimi Kennedy at North Carolina, 01/15/98
- **A non-starter scored 20 or more points:** 20, Shemera Williams at Louisville (1/23)
- **Two or more Hoos scored 20 or more points in the same game:** at Virginia Tech (Willoughby 29, Toussaint 29) 2/23/20
- **Perfect from the field (5 attempts):** 5-5, Khyasia Caldwell vs Coppin State, 12/2/18
- **Perfect at FT line (10 attempts):** 10-10 Jocelyn Willoughby vs Miami, 2/13/20
- **Perfect at FT line (9 attempts):** 10-10 Jocelyn Willoughby vs Miami, 2/13/20
- **Perfect at FT line (8 attempts):** 10-10 Jocelyn Willoughby vs Miami, 2/13/20
- **Had 20 Free throw attempts:** 20**, Brandi Teamer at Wake Forest, 1/6/05
- **Had 15 rebounds:** 16, Jocelyn Willoughby vs JMU, 11/30/19
- **Had 20 rebounds:** 24, Sarah Imovbioh vs Ohio State 11/14/14
- **Had 10 assists:** 10, Kylie Kornegay-Lucas vs Notre Dame (1/26/20)
- **Had 6 steals:** 9, Shemera Williams vs Duke, 1/9/20
- **Blocked 5 shots:** 5, Eleah Parker vs NC State, 1/13/22

VIRGINIA TEAM

- **UVA ranked in AP Top 25:** #22, 11/21/12
- **UVA ranked USA Today Top 25:** #22, 3/8/10
- **Played AP No. 1 team:** #1 Duke, L 79-58, 3/2/07
- **Defeated AP No. 1 team:** #1 Maryland, 75-74, 2/11/92
- **Defeated AP Top 10 team:** #4 Florida State 60-51, 2/16/17
- **Defeated AP Top 25 team:** #4 Florida State 60-51, 2/16/17
- **Defeated USA Today 25 team:** #4 Florida State 60-51, 2/16/17

FIELD GOAL SHOOTING

- **Shot 60 percent:** .623 (33-53) vs Georgia Tech, 3/02/08
- **Shot 70 percent:** **.700 (42-60) at Wake Forest, 1/07/87
- **Made 40-49 field goals:** 40 vs. Coppin State, 11/13/16
- **Made 50 field goals:** **54 vs Cleveland State, 11/29/95
- **Attempted 60-69 FG:** 77 at Notre Dame, 3/3/19
- **Attempted 70-79 FG:** 77 at Notre Dame, 3/3/19
- **Attempted 80 FG:** 85 at NC State, 2/10/11

THREE-POINT SHOOTING

- **Shot 50 percent:** .500 (6-12) vs JMU 12/03/20
- **Shot 60 percent:** .600 (9-15) vs UNCG 12/2/17
- **Shot 70 percent:** .750 (6-8) vs Louisville 03/01/15
- **Shot 80 percent:** .857 (6-7) vs St. John's, 03/19/88
- **Made 10 three-pt. field goals:** 10 at Duke 1/14/18
- **Attempted 20 three-pt. FG:** 25 (made 6) at Notre Dame 3/3/19
- **UVA failed to make at least one three-pointer:** 0-9 at UCF, 11/25/20
- **Opponent failed to make at least one three-pointer:** 0-9 at Louisville, 01/18/15

FREE THROW SHOOTING

- **Shot 85 percent:** .917 (22-24) vs Miami, 2/13/20
- **Shot 90 percent:** .917 (22-24) vs Miami, 2/13/20
- **Shot 100 percent:** 1.000 (8-8) at Mich St 11/28/18
- **Made 20 free throws:** 20 at Virginia Tech, 2/23/20
- **Made 30 free throws:** 30 vs. North Carolina, 02/20/14
- **Attempted 0 FT:** at Duke 1/14/18
- **Attempted 30 FT:** 33 vs Louisville 03/01/15
- **Attempted 40 FT:** 44 vs. Indiana, 11/26/09
- **Attempted 50 FT:** **54 at Wake Forest, 01/6/05

SCORING

- **Scored 80 points:** 86 at Virginia Tech, 2/23/20
- **Scored 90 points:** 90 vs Notre Dame, 1/26/20
- **Scored 100 points:** 103 vs CCSU, 11/12/17
- **An opponent scored 100 points:** 103 at Notre Dame 3/3/19

REBOUNDING

- **Had 50 rebounds:** 50 vs ODU, 11/24/19
- **Had 60 rebounds:** 63 at Alabama, 12/21/12
- **Had 70 rebounds:** **77 vs. Rider, 12/19/96

ASSISTS

- **Had 20 assists:** 20 vs Bucknell, 11/5/19
- **Had 30 assists:** **37 vs. Cleveland State, 11/29/95

STEALS

- **Had 15 steals:** 16 vs Duke, 1/9/20
- **Had 20 steals:** 22 vs UMES, 12/17/13
- **Had 25 steals:** 26 vs. Clemson, 02/12/12

TURNOVERS

- **UVA forced 30 turnovers:** 31 at Wake, 01/10/16
- **UVA committed 30 turnovers:** 30 at UCF, 11/25/30

MISCELLANEOUS

- **UVA in OT:** W, 56-53 vs ODU, 11/24/19
- **UVA in 2OT:** L, 73-70 at Alabama, 12/21/12
- **UVA in 3OT:** W, 105-100 at North Carolina, 01/15/98
- **UVA shot 80% from the floor in a quarter:** .800 (8-10) vs NC State, 1/13/22**
- **UVA shot 70% from the floor in a quarter:** .800 (8-10) vs NC State, 1/13/22**
- **UVA shot 60% from the floor in first half:** .619 (26-42) vs CCSU 11/12/17
- **UVA shot 60% from the floor in second half:** .608 (14-23) vs UIC 12/16/16
- **UVA shot less than 20% from floor first half:** .192 (5-26) vs NC State 1/13/19
- **UVA shot less than 20% from floor second half:** .187 (6-32) vs Syracuse 3/5/20
- **UVA scored less than 15 points in first half:** 13 at Florida State, 01/8/06
- **UVA scored less than 15 points in second half:** 12 at Georgia Tech, 01/09/22
- **UVA held opp to less than 15 points first half:** 14 vs Wake Forest 3/2/17
- **UVA held opp to less than 15 points second half:** 11 vs Virginia Tech, 01/26/17
- **UVA held opp to less than 10 points first half:** 6 vs. Norfolk State, 12/28/12
- **UVA held opponent to less than 30 points:** 23 vs. Norfolk State, 12/28/12

**school record



BROADCAST ROSTER



1 Carole Miller
6-0 Guard
Alexandria, Va.



2 Taylor Valladay
5-7 Guard
Chicago, Ill.



3 Aaliyah Pitts
6-0 Guard
Suitland, Md.



5 Tihana Stojisavljevic
6-3 Forward
Zagreb, Croatia




12 Meg Jefferson
6-3 Forward
Sydney, Australia



13 Deja Bristol
6-1 Forward
Upper Marlboro, Md.




14 Kaydan Lawson
6-0 Guard
Cleveland, Ohio



15 Annaliese Griffin
6-1 Guard
Joliet, Ill.



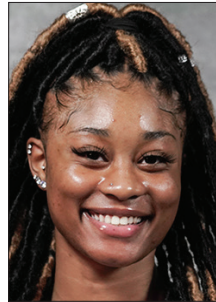
20 Camryn Taylor
6-2 Forward
Peoria, Ill.



21 Eleah Parker
6-4 Forward
Charlotte, N.C.



23 Amandine Toi
5-10 Guard
Paris, France



32 Nycerra Minnis
6-3 Forward
Riverdale, Md.



34 London Clarkson
6-2 Forward
Pflugerville, Tex.



44 McKenna Dale
6-0 Guard
Storrs, Conn.



Tina Thompson
Head Coach
4th Season



Karleen Thompson
Associate Head Coach
4th Season



Walter Pitts
Assistant Coach
3rd Season



James Posey
Assistant Coach
1st Season