

Louisville Basketball Quick Facts

Location	Louisville, Ky. 40292
Founded / Enrollment	1798 / 22,640
Nickname / Colors	Cardinals / Red & Black
Conference	Atlantic Coast
Home Court	KFC Yum! Center (22,090)
Interim President	Lori Gonzalez
Interim Director of Athletics	Josh Heird
Interim Head Coach	Mike Pegues (Delaware '00)
UofL/Overall Record	7-10 (first year)
Assistant Coach	Ross McMains
Assistant Coach	Kahil Fennell
Director of Basketball Operations	Taylor Barnette
All-Time Record	1,772-958 (108th yr.) <i>(does not include 123-3 record vacated by NCAA)</i>
All-Time NCAA Tournament Record	61-40 (39 Appearances, 8 Final Fours, 2 NCAA Titles - '80, '86)
Important Phone Numbers	
Athletics Office	(502) 852-5732
Basketball Office	(502) 852-6651
Sports Information Office	(502) 852-6581
Sr. Assoc. AD/SID - Kenny Klein, cell	(502) 599-7865
email:	kenny@GoCards.com

2021-22 Schedule / Results #TEAM108

Date	Opponent	TV	Time (ET)
October			
Fri. 29	KENTUCKY STATE ~	ACCNX	W 94-45
November			
Wed. 3	WEST GEORGIA ~	ACCNX	W 103-51
Tues. 9	SOUTHERN	RSN	W 72-60
Fri. 12	FURMAN	ACCNX	L 72-80/ot
Mon. 15	NAVY	ACCN	W 77-60
Sat. 20	DETROIT MERCY +	ACCNX	W 73-67
Thur. 25	Mississippi State *	CBS SN	W 72-58
Sat. 27	Maryland*	CBS SN	W 63-55
December			
Wed. 1	at #22/22 Michigan State ^	ESPN	L 64-73
Sat. 4	at NC State	ESPN2	W 73-68
Fri. 10	DEPAUL	ACCN	L 55-62
Tues. 14	SE LOUISIANA	ACCN	W 86-60
Sat. 18	at Western Kentucky	CBS	L 72-82
Wed. 22	at Kentucky		postponed
Wed. 29	WAKE FOREST	ACCN	W 73-69
January			
Sun. 2	at Georgia Tech	ESPN2	W 67-64
Wed. 5	PITTSBURGH	ESPNU	W 75-72
Sat. 8	at Florida State	ESPNU	L 70-79
Wed. 12	NC STATE	ACCN	L 63-79
Sat. 15	at Pittsburgh	ACCN	L 53-65
Wed. 19	BOSTON COLLEGE	RSN	W 67-54
Sat. 22	NOTRE DAME	ESPN	L 70-82
Mon. 24	at Virginia	ESPN	L 52-64
Sat. 29	#9/7 DUKE	ESPN	L 65-74
February			
Tues. 1	NORTH CAROLINA	ACCN	L 83-90/ot
Sat. 5	at Syracuse	ESPN2	L 69-92
Wed. 9	at Notre Dame	ESPNU	L 57-63
Wed. 16	MIAMI	RSN	L 63-70
Sat. 19	CLEMSON	RSN	W 70-61
Mon. 21	at North Carolina	ESPN	L 63-70
Sat. 26	at Wake Forest	ACCN	L 77-99
March			
Tues. 1	at Virginia Tech	ESPN2	L 43-75
Sat. 5	VIRGINIA	ESPN2	L 61-71
Tues. 8	Georgia Tech >	ACCN	W 84-74
Wed. 9	Virginia >	ESPN/2	9:30 p.m.
~ exhibition game			
+ Baha Mar Hoops Bahamas Championship, Louisville, KY			
* Baha Mar Hoops Bahamas Championship, Nassau, Bahamas			
^ Big 10/ACC Challenge, East Lansing, MI			
> ACC Tournament, Barclays Center, Brooklyn, NY			



LOUISVILLE BASKETBALL

TOUGH. TOGETHER. UNBREAKABLE.

1980, 1986 NCAA Champions □ 8 NCAA Final Fours □ 39 NCAA Tournament Appearances

Sports Information ♦ University of Louisville ♦ Louisville, KY 40292 ♦ www.GoCards.com
Phone: (502) 852-6581 ♦ email: kenny@GoCards.com ♦ Twitter/Instagram: @LouisvilleMBB

Louisville Cardinals (13-18, 6-14 ACC) vs. Virginia Cavaliers (18-12, 12-8 ACC)



Wednesday, March 9 ■ 9:30 p.m. ET ■ Barclays Center ■ Brooklyn, N.Y.

POSSIBLE STARTING LINEUPS

Louisville (13-18, 6-14 ACC)	Ht.	Wt.	Yr.	PPG	RPG	Hometown
F 5 Malik WILLIAMS	6-11	245	Sr.	9.5	7.8	Ft. Wayne, Ind.
C 21 Sydney CURRY	6-8	260	Jr.	7.1	4.3	Ft. Wayne, Ind.
G 0 Noah LOCKE	6-3	210	Sr.	9.7	2.4	Baltimore, Md.
G 11 Mason FAULKNER	6-1	185	Gr.	4.7	1.5	Glasgow, Ky.
G 13 Jarrod WEST	5-11	185	Gr.	6.2	2.5	Clarksburg, W.Va.

Virginia (18-12, 12-8 ACC)	Ht.	Wt.	Yr.	PPG	RPG	Hometown
F 1 Jayden GARDNER	6-6	246	Sr.	15.2	6.9	Wake Forest, N.C.
F 22 Francisco CAFFARO	7-1	242	R-Jr.	4.5	4.5	Santa Fe, Argentina
G 0 Kihei CLARK	5-10	172	Sr.	10.2	3.0	Woodland Hills, Calif.
G 2 Reece BEEKMAN	6-3	181	So.	8.1	3.7	Baton Rouge, La.
G 4 Armaan FRANKLIN	6-4	204	Jr.	11.5	2.6	Indianapolis, Ind.

Head Coach: Tony Bennett (Green Bay '92) 313-115 in 13th year at UVa; 382-146 in 16th year overall.

Louisville will play its second game in the 2022 New York Life ACC Men's Basketball Tournament as the No. 11-seeded Cardinals face the No. 6 seed Virginia Cavaliers on Wednesday at the Barclays Center in Brooklyn, N.Y. In the first round of the ACC Tournament on Tuesday, Louisville prevailed 84-74 over Georgia Tech as Jarrod West scored a season-high 20 points with four steals and three assists. The Cardinals led 45-28 at halftime, led by 27 in the second half, and weathered a 19-0 Georgia Tech run before closing it out. Virginia (18-12, 12-8 ACC) had a first round-by round after finishing the season with a 71-61 victory over Louisville on March 5, its 13th victory in the last 14 meetings against the Cardinals.



GAME FACTS

Date: Wednesday, March 9, 9:30 p.m. ET
Site: Barclays Center, Brooklyn, N.Y. (17,732)
Television: ESPN2 - Dave O'Brien, play-by-play; Cory Alexander, analyst; Andraya Carter, reporter
Radio: WHAS (840 AM) Paul Rogers, play-by-play; Jody Demling, analyst.
Series History: Louisville trails 5-19 (4-9 in Louisville, 1-9 in Charlottesville, 0-1 neutral)
Last Meeting: Virginia 71, UofL 61 (March 5, 2022 at KFC Yum! Center)
UofL ACC Tournament Record: 3-5 in five appearances; 84-46 overall conference tournament record with 19 championships.
UofL National Ranking: unranked in USA Today & Associated Press polls

CARD FILE

■ **Jarrod West** made a season-high 4-of-6 three vs. Georgia Tech among his 20 points, four steals and three assists. He is fifth in the ACC in assist-turnover ratio (2.43) and is third in the nation in career steals among active players with 296. He needs three points for 1,400 in his career.

■ **Malik Williams** produced his seventh double-double of the season and 12th of his career with 14 points and 10 rebounds against Georgia Tech. He has scored in double figures in eight of his last 11 games. Williams is fifth in the ACC in rebounding (7.8 rpg) and 51st in the nation in defensive rebounding (6.0 per game).

■ **Noah Locke** scored 16 points against Georgia Tech, adding season highs of seven rebounds and four assists. He has 18 double figure scoring efforts this year, including five of the last nine games. He made 38 percent of his three-pointers in ACC games (41-of-108). Locke has made multiple three-pointers in 20 games and at least three in 13 games this season (4 vs. Georgia Tech).

■ **Sydney Curry** has averaged 20.5 points and 9.5 rebounds in his last four games while shooting 67.3 percent from the field (35-of-52). He had back-to-back double-doubles in two of those four games and totaled 12 points and six rebounds against Georgia Tech.

■ **Ei Ellis** has scored in double figures in seven of the last 11 games, including 10 points and a season-high six assists against Georgia Tech. He is averaging 10.3 points per game over the last 18 games -- top for the Cardinals in that stretch, while hitting 29-of-78 threes (.372), including 11.6 ppg in the last 11 games.

■ Louisville's 84 points against Georgia Tech marked its most since scoring 86 on Dec. 14.

2022 New York Life ACC Tournament

Barclays Center, Brooklyn, N.Y. (all times Eastern)

Tuesday, March 9 – First Round

No. 13 Boston College 66, No. 12 Pittsburgh 46
 No. 10 Clemson 70, No. 15 NC State 64
 No. 11 Louisville 84, No. 14 Georgia Tech 74

Wednesday, March 10 – Second Round

No. 8 Florida State (17-13, 10-10) vs. No. 9 Syracuse (15-16, 9-11) / ESPNNoon
 No. 5 Wake Forest (23-8, 13-7) vs. Boston College / ESPN2:30 p.m.
 No. 7 Virginia Tech (19-12, 11-9) vs. Clemson / ESPN27 p.m.
 No. 6 Virginia (18-12, 12-8) vs. Louisville winner / ESPN29:30 p.m.

Thursday, March 11 – Quarterfinals

No. 1 Duke (26-5, 16-4) vs. No. 8/9 winner / ESPNNoon
 No. 4 Miami (22-9, 14-6) vs. No. 5-12/13 winner / ESPN22:30 p.m.
 No. 2 Notre Dame (22-9, 15-5) vs. 7-10/15 winner / ESPN27 p.m.
 No. 3 North Carolina (23-8, 15-5) vs. No. 6-11/14 winner / ESPN9:30 p.m.

Friday, March 12 – Semifinals

Thursday afternoon winners / ESPN or ESPN27 p.m.
 Thursday evening winners / ESPN or ESPN29:30 p.m.

Saturday, March 13 – Championship

Semifinal winners / ESPN8:30 p.m.

■ About Virginia — No. 6 seed

Virginia (18-12, 12-8 ACC) has won six of its last nine games, beating Louisville 71-61 in its last regular season game.

Virginia leads the ACC in scoring defense (60.4 ppg, 12th in the nation). Leading scorer Jayden Gardner (15.2 ppg, 13th in ACC) is among the ACC leaders in rebounding (6.9, 11th in the ACC), field goal percentage (.503, fifth in the ACC) and free throw percentage (.813, sixth in the ACC). Virginia is No.

60 in ESPN's College Basketball Power Index (BPI), No. 73 by KenPom, No. 60 in the Sagarin Ratings and No. 77 in the NCAA's NET rankings.

Virginia leads the series 19-5 over Louisville and the Cavaliers have won 13 of the last 14 meetings. The Cavaliers won both matchups this season: 64-52 at Charlottesville as Jarrod West led three Cardinals in double figures with a season-high matching 14 points and three assists (1/24/22); and 71-61 in Louisville as Sydney Curry led UofL with 24 points and a career-high 14 rebounds (3/5/22).

Louisville Assistant Coach/Director of Basketball Operations Taylor Barnette played basketball his freshman year at Virginia (2012-13) before finishing his collegiate career at Belmont (1,085 career points).

■ **Card File** -- Five players scored in double figures against Georgia Tech, the first time for the Cardinals since Dec. 4 against NC State ... Just seven UofL players saw action against Georgia Tech, the fewest for the Cardinals in any game this season ... Louisville handed out 18 assists against Georgia Tech, its second-highest total of the season ... Louisville used its 15th different starting lineup against Virginia on March 5 to allow all of its seniors to start, and maintained the same lineup against Georgia Tech in the ACC Tournament first round. Louisville's 15 different starting lineup combinations is the seventh-most in the nation ... Louisville does not have a double-figure scorer on its team, but has 10 players averaging between 4.7 and 9.7 points per game. The last time UofL finished the season without a double figure scorer was 1943-44 ... Louisville has averaged 27.4 points per game from its bench this season. The Cardinals have had 34 double-figure scoring efforts off the bench. Louisville's bench has contributed 30 or more bench points on 14 occasions this season. Louisville picked up 59 points off the bench at Wake Forest, its most since scoring 63 against Southern on Nov. 13, 2018. The Cards are ninth in the nation in bench minutes (42.7 percent) ... This is the first time a Louisville team has dropped at least 18 of its first 31 games since the Cardinals posted a 12-19 record in 2000-01. The Cardinals' seven-game losing streak broken with a win over Clemson on Feb. 19 was the longest for UofL since 1940-41 ... Opponents have shot over 10 percentage points higher against the Cardinals in their 18 losses (.473) than in their 13 victories (.383) ... Louisville's leading scorer has come from the bench 12 times this season, including six of the last 12 games (latest: Sydney Curry with 28 points off the bench at Wake Forest on Feb. 26) ...

Statistical Comparison

	Virginia	UofL
Record	18-12	13-18
Scoring Average.....	63.6	67.9
Points Allowed	60.4	70.7
Scoring Margin	+3.2	-2.8
FG Percentage453	.424
Opp. FG Percentage428	.438
3-Pt. Percentage327	.312
FT Percentage747	.676
Rebound Margin	+0.6	+1.1
Turnover Margin	+2.3	-1.1

Series vs. Virginia

(Won 5, Lost 19)

Date	UL	UV
Feb. 13, 1924 (H).....	26	41
Feb. 15, 1947.....	69	43
Jan. 24, 1982 (H).....	56	74
Jan. 29, 1983 (A).....	81	98
Feb. 11, 1984 (H).....	45	50
Feb. 9, 1985 (A).....	65	74
Jan. 4, 1989 (H).....	74	71
Feb. 17, 1990 (A).....	72	56
Feb. 7, 2015 (A).....	47	52
Mar. 7, 2015 (H).....	59	57
Jan. 30, 2016 (H).....	47	63
Mar. 5, 2016 (A).....	46	68
Dec. 28, 2016 (H).....	53	61
Feb. 6, 2017 (A).....	55	71
Jan. 31, 2018 (A).....	64	74
Mar. 1, 2018 (H).....	66	67
Mar. 8, 2018 (N)*.....	58	75
Feb. 23, 2019 (H).....	52	64
Mar. 9, 2019 (A).....	68	73
Feb. 8, 2020 (H).....	80	73
Mar. 7, 2020 (A).....	54	57
Mar. 6, 2021 (H).....	58	68
Jan. 24, 2022 (A).....	52	64
Mar. 5, 2022 (H).....	61	71

*ACC Tournament (Brooklyn, NY)

Last Meeting vs. Virginia

Virginia 71, Louisville 61

March 5, 2022 -- KFC YUM! CENTER

Louisville 61

Player	min	FG	3FG	FT	Reb	Ast	TO	BL	ST	PF	TP
Williams	34	4-10	2-4	0-0	7	1	0	0	1	3	10
Curry	34	9-13	0-0	6-6	14	3	3	0	0	3	24
Locke	31	2-8	2-5	2-2	0	2	3	1	0	3	8
Faulkner	31	2-9	1-5	0-1	1	7	1	0	2	2	5
West	31	2-8	2-6	0-0	3	0	2	0	1	1	6
Cross	5	0-0	0-0	0-0	0	0	0	0	0	0	0
Ellis	15	2-4	1-2	0-0	2	0	1	0	0	1	5
Davis	12	1-3	0-1	0-1	1	0	1	0	0	1	2
Williamson	3	0-0	0-0	1-2	0	0	0	0	0	0	1
Traynor	2	0-0	0-0	0-0	0	0	0	0	0	2	0
Wheeler	2	0-0	0-0	0-0	0	0	0	0	0	0	0
Team					2		1				
Totals	200	22-55	8-23	9-12	30	13	12	1	4	16	61

Total FG% 1st H: 7-25 28.0% 2nd H: 15-30 50.0% Game: 40.0%
 3-Pt. FG% 1st H: 1- 8 12.5% 2nd H: 7-15 46.7% Game: 34.6%
 FThrow % 1st H: 2- 3 66.7% 2nd H: 7- 9 77.8% Game: 75.0%

Virginia 71

Player	min	FG	3FG	FT	Reb	Ast	TO	BL	ST	PF	TP
Gardner	28	3-12	0-0	0-0	4	1	1	0	0	3	6
Caffaro	13	0-1	0-0	0-0	0	0	2	0	0	3	0
Clark	38	2-6	1-3	1-2	1	6	3	0	0	0	6
Beekman	39	6-9	3-3	0-0	12	5	1	1	5	2	15
Franklin	30	3-7	2-4	5-6	4	1	2	0	0	3	13
Shedrick	23	8-9	0-0	4-4	5	0	1	0	1	4	20
Stattmann	29	3-5	1-2	4-6	4	2	0	0	0	1	11
Team					2						
Totals	200	25-49	7-12	14-18	32	15	10	1	6	16	71

Total FG% 1st H: 15-26 57.7% 2nd H: 10-23 43.5% Game: 51.0%
 3-Pt. FG% 1st H: 1- 1 100% 2nd H: 6-11 54.5% Game: 58.3%
 FThrow % 1st H: 5- 6 83.3% 2nd H: 9-12 75.0% Game: 77.8%

Score by Periods 1st 2nd Total Attendance: 13,085
 Virginia 36 35 71 Ties: 2
 Louisville 17 44 61 Lead Changes: 1

Louisville made 11 three-pointers against Georgia Tech in its last game, its most in 10 games and UofL's 13th game this season with at least eight made threes. However, the Cardinals have made a collective 50-of-188 threes in its last seven games (.266). The Cardinals made a season-high 15 three-pointers against North Carolina on Feb. 1, its most in eight years and a span of 257 games (season low two three-pointers vs. Miami). UofL made a high of eight threes in a game on just three occasions last year ...

Jarrod West had made 12 three-pointers on the season in his first 18 games before making 21-of-43 threes over the last 13 contests (.488). West has made 253-of-680 threes over his collegiate career (.372). His 20 points against Georgia Tech matched his scoring total from his previous four games combined and his four three-pointers in the game equalled a season high for him. West handed out his 500th career assist vs. Clemson. He is third in the nation in career steals among active players with 296. West's 20 point scoring effort on Tuesday was the most points for him since scoring 29 against Middle Tennessee on Feb. 13, 2021 while playing for Marshall... Jae'Lyn Withers suffered a bone bruise in his right knee at Virginia Tech and missed UofL's last two games. He is listed as day-to-day ... After averaging just 9.6 turnovers in a stretch of 10 games, Louisville has averaged 13.2 turnovers over its last five games. The Cardinals have committed single-digit turnovers in six of its last 13 games, and seven of the last 15 games, including nine against Georgia Tech in its last game (one in the first half).

2021-22 University of Louisville Cardinals Men's Basketball Roster

No.	Name	Pos.	Ht.	Wt.	Yr.	Hometown (Previous School)
0	Noah Locke	G	6-3	210	Sr.	Baltimore, Md. (University of Florida)
1	Mike James *	G/F	6-6	215	Fr.	Orlando, Fla. (Oak Ridge HS)
3	El Ellis	G	6-3	180	Jr.	Durham, N.C. (Tallahassee Community College)
4	Roosevelt Wheeler	F/C	6-10	245	Fr.	Richmond, Va. (John Marshall HS)
5	Malik Williams	F/C	6-11	245	Sr.	Ft. Wayne, Ind. (Snider HS)
10	Samuell Williamson	G/F	6-7	205	Jr.	Rockwall, Texas (Rockwall HS)
11	Mason Faulkner	G	6-1	185	Gr.	Glasgow, Ky. (Western Carolina University)
12	JJ Traynor	F	6-8	200	So.	Bardstown, Ky. (Bardstown HS)
13	Jarrold West	G	5-11	185	Gr.	Clarksburg, W.Va. (Marshall University)
14	Dre Davis	G/F	6-6	210	So.	Indianapolis, Ind. (Lawrence Central HS)
15	Drew Schultz	F	6-4	200	So.	Rockwall, Texas (Rockwall HS)
20	Sam Bearden	F	6-5	200	So.	Louisville, Ky. (Holy Cross HS)
21	Sydney Curry	F	6-8	260	Jr.	Ft. Wayne, Ind. (John A. Logan College)
23	Gabe Wznitzer	C	6-11	245	So.	Walhalla, S.C. (Hargrave Military Academy)
24	Jae'Lyn Withers	F	6-8	225	R-So.	Charlotte, N.C. (Cleveland (OH) Heights HS)
30	Ashton Myles-Devore	G	6-1	165	So.	Versailles, Ky. (Woodford County HS)
33	Matt Cross	F	6-7	230	So.	Beverly, Mass. (University of Miami/Fla.)
45	Brad Colbert	G	6-2	185	So.	Loveland, Ohio (Andrews Osborne Academy)

Pronunciations: Jarrod West (JAIR-uhd), Gabe Wznitzer (WIZ-nit-zer); assistant coaches Mike Pegues (puh-GEESE), Kahil Fennell (kuh-HILL fe-NELL). *out for season with injury

■ **Cardinals Hail from New York Area** — New York natives have been major contributors to Cardinal Basketball in past years. Consensus All-America guard **Russ Smith** (2010-14) from Brooklyn was a part of the winningest class in Louisville basketball history and led the Cardinals to two Final Fours and the 2013 NCAA Championship. **Rodney and Scooter McCray**, from Mt. Vernon, N.Y., helped the Cardinals reach three NCAA Final Fours during their years at Louisville (1978-83). Rodney is one of just five Cardinals to reach both 1,000 points and rebounds (1,247 pts., 1,029 reb.). Recent graduate **Jordan Nwora** (2017-20; 1,294 pts. in three season) hails from Buffalo, N.Y. and is currently in his second season with the Milwaukee Bucks.

A pair of former Cardinals have played with the Brooklyn/New Jersey Nets, including **Earl Clark** (2014-15) and **Terrence Williams** (2009-10). UofL All-America **Butch Beard** served as head coach of the New Jersey Nets (1994-96). UofL 1,000-point career scorer **Kenny Payne** is currently an assistant coach with the New York Knicks. Former Cardinals who played for the Knicks: **Butch Beard** (1975-79), **Phil Rollins** (1960-61), **Chris Smith** (2013-14), **Felton Spencer** (2000-02), and **Charlie Tyra** (1957-61).

■ **Three 1,000-Point Scorers** -- Louisville has three individuals who have scored 1,000 collegiate career points. Co-captain Jarrod West has produced 1,397 points and 514 assists over the last four years at Marshall (2017-21) and Louisville this season. Mason Faulkner has totaled 1,485 career points and 515 assists in five seasons at Northern Kentucky, Western Carolina and Louisville. In addition, transfer Noah Locke reached the 1,000 career point scoring mark with 12 points against Maryland in the Baha Mar Hoops Bahamas Championship, scoring 941 points in three seasons at Florida and 300 in the Cardinals' 31 games (1,233 total). Malik Williams is the closest returning Cardinal to 1,000 career points with 865 points and 664 career rebounds. El Ellis amassed 862 points in two junior college seasons before joining the UofL team. Louisville is second in the nation with 69 career 1,000-point scorers behind North Carolina's 79.

■ **Briefly** — Louisville grabbed 12 offensive rebounds against Georgia Tech, its 16th game this season with at least 10 ... Louisville is 10-3 this season when outrebounding its opponent, 12-1 when shooting better from the field than the opposition, 10-2 when shooting more free throws than its opponent, and 12-3 when leading at halftime -- all of which were accomplished in its last game against Georgia Tech ... Louisville has a 74-39 record during the month of March over the last 17 years (since 2005; .655 winning percentage), including a 41-23 mark since 2012 (.641). UofL is 21-16 during regular season games in March since 2005 (53-23 in postseason games, .697) ... Louisville's 43 points at Virginia Tech marked its lowest since a 42-31 win over Cincinnati in the Metro Conference Tournament championship on March 7, 1981 ... **JJ Traynor** made his first career start against Miami on Feb. 16 and contributed two points and a career-best seven rebounds. He has played in just 10 games this season and seven since Dec. 14 ... **Mason Faulkner** is second on the team in assists (80 assists, 2.7 per game; Jarrod West has 90) and his assist-turnover ratio for ACC only games is 2.80 (56 assists, 20 turnovers in ACC games) ... While Louisville has made 67.6 percent of its free throws on the season (last in the ACC), the Cardinals have made a slightly better 68.8 percent at the line (75-of-109) in the last five minutes of games ... Louisville has eight newcomers among its 14 scholarship players. The group includes six transfers, including two from junior colleges, and two freshmen.

■ **Louisville in New York** — Wednesday's game will be the Cardinals' eighth in the Barclays Center, holding a 3-4 record in the facility. Louisville beat Florida State 82-74 in the 2018 ACC Tournament second round before losing 75-58 to top-ranked Virginia in the quarterfinals. In addition to falling 88-71 to Duke there in the 2017 ACC Tournament quarterfinals, Louisville beat Saint Louis 77-57 in the 2015 Brooklyn Hoops Holiday Invitational (11-28-15) as Mangok Mathiang was named the event's MVP when he produced his first career double-double with 17 points and 13 rebounds.

Louisville has played several games in New York. UofL won the 1956 NIT Championship in New York; the 2009, 2012 and 2013 BIG EAST Championships; and the 1971 Holiday Festival. UofL was 13-5 in Madison Square Garden for BIG EAST Tournament games, posting a league-best 12-2 record with three titles in their last five years in the post season event. Louisville has won 10 its last 11 games in the Garden and 12 of its last 14. Louisville has an all-time 32-27 record in Madison Square Garden.

Three Cardinals have previously played in the Barclays Center. **Noah Locke** scored 11 points, making 3-of-4 three-pointers, as Florida beat Providence 83-51 in the 2019 Basketball Hall of Fame Invitational (12/17/19). **Malik Williams** totaled a combined five points and seven rebounds in 25 minutes in three UofL games in the Barclays Center, against Virginia in the 2018 ACC Tournament and two games in the 2018 NIT Season Tipoff vs. Tennessee and Marquette. While in prep school at Brewster Academy, **Matt Cross** was named Player of the Game in the 2019 Battle of the Apple New York showcase, scoring 17 points to lead Brewster to a 78-76 victory over Hillcrest Prep at the Barclays Center.

Louisville in Barclays Center (3-4)



Year	Result	Date
2015	Louisville 77, Saint Louis 57 ^	11/28/15
2017	#14 Duke 88, Louisville 77 *	3/9/17
2018	Louisville 82, Florida State 74 *	3//18
2018	#1 Virginia 75, Louisville 58 *	3//18
2018	#5 Tennessee 92, Louisville 81 ~	12/21/18
2018	Marquette 77, Louisville 74 (OT) ~	12/23/18
2020	Louisville 84, Georgia Tech 74 *	3/8/22

^ Brooklyn Hoops Holiday Invitational

* ACC Tournament ~ NIT Season Tip-Off

■ **Seniors Play Final Home Game** -- Louisville dropped its Senior Day game for only the fifth time in the last 22 years when the Cardinals lost to Virginia on March 5 in the final home game in the KFC Yum! Center. Four members of the team and two student managers were honored in the annual pregame ceremony, including transfer guards **Noah Locke**, **Mason Faulkner** and **Jarrold West**, and fifth-year senior forward **Malik Williams**. Collectively throughout their collegiate careers, the group has amassed 4,980 career points, 1,918 rebounds and 1,170 assists, with three achieving 1,000 career points. Student managers Nick Franchak and Chace Recktenwald were also recognized for their efforts.

2022 New York Life ACC Men's Basketball Tournament

First Round Tuesday, March 8	Second Round Wednesday, March 9	Quarterfinals Thursday, March 10	Semifinals Friday, March 11	Championship Saturday, March 12
		1 Duke		 
	8 Florida State	Game 8 Noon	Game 12 7:00 PM	
	9 Syracuse			
12 Pittsburgh 46	Boston College	4 Miami	Game 9 2:30 PM	
13 Boston College 66	5 Wake Forest	2 Notre Dame		
10 Clemson 70	Clemson	Game 10 7:00 PM	Champion Game 14 8:30 PM	
15 NC State 64	7 Virginia Tech	Game 13 9:30 PM		
11 Louisville 84	Louisville	3 North Carolina	Game 11 9:30 PM	
14 Georgia Tech 74	6 Virginia	Game 7 9:30 PM		

Games will be televised by ESPN, ESPN2 or ACC Network. All games will be available to authenticated subscribers via the ESPN app.

ATLANTIC COAST CONFERENCE

(2021-22 standings entering ACC Tournament)

School	ACC	Overall	Streak
Duke.....	16-4	26-5	L 1
North Carolina.....	15-5	23-8	W 5
Notre Dame.....	15-5	22-9	W 1
Miami.....	14-6	22-9	W 2
Wake Forest.....	13-7	23-8	W 2
Virginia.....	12-8	18-12	W 1
Virginia Tech.....	11-9	19-12	L 1
Florida State.....	10-10	17-13	W 3
Syracuse.....	9-11	15-16	L 4
Clemson.....	8-12	16-15	W 4
Louisville.....	6-14	12-18	L 4
Boston College.....	6-14	11-19	L 3
Pittsburgh.....	6-14	11-20	L 4
Georgia Tech.....	5-15	12-19	W 1
NC State.....	4-16	11-20	L 4

Louisville in ACC Statistics (through March 5)

Team Statistics	All	Rank	ACC	Rank
Scoring Offense.....	67.3	12	65.7	13
Scoring Defense.....	70.6	10	73.1	11
Scoring Margin.....	-3.3	14	-7.4	14
FT Percentage.....	.674	15	.661	15
FG Percentage.....	.422	12	.424	11
FG Pct. Defense.....	.436	10	.462	13
3-Pt. Percentage.....	.309	14	.316	14
3-Pt. Percentage Defense.....	.350	10	.372	10
Rebounding Margin.....	+0.8	8	-0.6	8
Blocked Shots.....	2.4	13	2.3	13
Assists.....	11.9	13	11.5	13
Steals.....	6.1	9	5.1	13
Turnover Margin.....	-1.2	13	-1.9	12
Assists-Turnover Ratio.....	0.96	14	1.01	14
3FG Made.....	7.7	9	7.6	9

Individual Stats (All Games)	3PT Field Goals Made
Assists	12. Noah Locke..... 2.1
21. Jarrod West..... 2.9	Steals
Rebounding	20. Jarrod West..... 1.3
5. Malik Williams..... 7.7	22. Malik Williams..... 1.2
Assists/Turnovers Ratio	Defensive Rebounding
5. Jarrod West..... 2.35	3. Malik Williams..... 5.9

■ Sixth ACC Tournament for Cards -- Louisville is participating in its sixth Atlantic Coast Conference Tournament this week, holding a 3-5 record in those appearances. Last year, the No. 7-seeded Cardinals lost to Duke 70-56 in the second round played in Greensboro, N.C. Louisville did not participate in the 2016 event and the 2019 tournament was canceled before No. 3 seeded UofL played a game. This is the seventh league in which the Cardinals have appeared in a post-season tournament. Louisville has won three of its last nine league tournament titles in which it has participated and four over the last 11 years it has played (since 2009). Louisville has won 13 of its last 18 conference tournament games and has an 18-7 record with three championships over its last 12 conference tournaments. In its last league title, the Cardinals claimed the inaugural 2014 American Athletic Conference Championship in Memphis, beating eventual national champion Connecticut 71-61 in the title game (*later vacated*). Louisville won the 2009, 2012 and 2013 Big East tournament titles. UofL has a composite 84-46 conference tournament record (3-5 ACC, 3-0 American, 13-5 Big East, 13-8 Conference USA, 32-9 Metro Conference, 18-18 Kentucky Intercollegiate Athletic Conference, 2-1 Ohio Valley Conference). UofL has won 19 conference tournament titles (1 American, 3 Big East, 2 C-USA, 11 Metro, 2 KIAC; *three later vacated*).

■ Conference Tournaments -- This is the first time the Cardinals have been a No. 11 seed in the ACC Tournament. UofL was a No. 7 seed in last year's event -- one of two times as a No. 7 seed position -- and have been a No. 4 seed twice, and a No. 9 once.

The ACC Tournament was in Brooklyn when the Cardinals earned their first victory in the event in 2018. The No. 4 seeded Cardinals beat Florida State 82-74 in that 2018 tournament before falling to top-ranked Virginia 95-58.

Louisville's No. 11 seed in the 2022 ACC Tournament is the lowest in a conference tournament for the Cardinals since it entered the 2006 Big East Tournament also with a No. 11 seed in their first year in that league. Louisville did not participate in the 2016 tournament and the 2020 event was cancelled due to COVID before No. 3 seeded UofL played a game.

Louisville Seeding in ACC Tourn.

Year	Seed
2015.....	4
2016.....	--
2017.....	4
2018.....	9
2019.....	7
2020.....	(3)
2021.....	7
2022.....	11

2021-22 Atlantic Coast Conference Men's Basketball Honors

All-ACC First Team Armando Bacot, North Carolina Alondes Williams, Wake Forest Paolo Banchemo, Duke Kameron McGusty, Miami Buddy Boenheim, Syracuse	All-ACC Honorable Mention Caleb Love, North Carolina PJ Hall, Clemson John Hugley, Pitt Charlie Moore, Miami Brady Manek, North Carolina Kihei Clark, Virginia AJ Griffin, Duke Paul Atkinson Jr., Notre Dame Terquavion Smith, NC State Reece Beekman, Virginia	ACC Player of the Year Alondes Williams, Wake Forest
All-ACC Second Team Keve Aluma, Virginia Tech Dereon Seabron, NC State Wendell Moore Jr., Duke Blake Wesley, Notre Dame Jake LaRavia, Wake Forest	All-Defensive Team Mark Williams, Duke Reece Beekman, Virginia Leaky Black, North Carolina Charlie Moore, Miami Wendell Moore Jr., Duke	ACC Coach of the Year Steve Forbes, Wake Forest
All-ACC Third Team Dane Goodwin, Notre Dame Mark Williams, Duke Isaiah Wong, Miami Michael Devoe, Georgia Tech Jayden Gardner, Virginia	ACC Defensive Player of the Year Mark Williams, Duke	ACC Most Improved Player Dereon Seabron, NC State
		ACC Sixth Man of the Year Matthew Cleveland, Florida State
		ACC Rookie of the Year Paolo Banchemo, Duke
		All-Freshman Team Paolo Banchemo, Duke Terquavion Smith, NC State Blake Wesley, Notre Dame AJ Griffin, Duke Trevor Keels, Duke

■ **Card Clips** — Louisville has won its three neutral site games this season ... In its last regular season game against Virginia, Louisville jumped out to an 8-0 lead to start the game before Virginia tied it at 14-14 and advanced to a 36-17 halftime advantage ... Louisville has held 12 of its 31 opponents under 43 percent from the field this season and seven under 40 percent. However, 17 of UofL's last 18 foes have exceeded that mark, with five over 50 percent against the Cardinals (latest: Virginia, .510 on March 5). Louisville is 10th in the ACC and 191st nationally in field goal percentage defense (.438) ...

Jarrod West is fifth in the ACC in assists-turnovers ratio (2.43), 20th in steals (1.4) and 21st in assists (2.9). He handed out his 500th career assist vs. Clemson (514 now) ... Nine different players have led the Cardinals in scoring in Louisville's 31 games ... Louisville is gathering steals at a higher rate than a year ago, averaging 6.0 steals this season (ninth in the ACC) after averaging 4.8 a game last year. Louisville has produced eight or more steals in eight games, including the latest with eight at North Carolina on Feb. 21 ... Walk-on Sam Bearden's number changed from 2 to 20 for the remainder of the season after Russ Smith's No. 2 jersey retirement on Jan. 22 ... Louisville trailed by as many as nine (36-27) in the second half against Wake Forest, marking the 37th time in the last 10 seasons

■ **Rebounding a Key** — Louisville is 11-3 this year when winning the rebounding battle, but have been outrebounded in 11 of the last 16 games (38-28 advantage in its last game vs. Georgia Tech).

The Cardinals rank 79th in the NCAA in defensive rebounding (26.6 rpg) and 108th in total rebounds per game (36.5) through March 5. The Cardinals grabbed 12 offensive rebounds against Georgia Tech in their last game, their 16th time this season with at least 10 on the offensive glass. UofL had a season-high 17 offensive rebounds vs. Maryland.

Louisville dominated the glass in its two games in the Bahamas, claiming a 47-38 rebounding advantage vs. Mississippi State before outrebounding Maryland 51-25. The plus-26 rebounding margin against Maryland is the largest for the Cardinals since finishing plus-28 against Evansville on Nov. 25, 2020. The margin is the largest for UofL away from home since plus-30 against Northeastern on Nov. 28, 1986. It was the largest rebounding advantage against a current Power Five program since a plus-29 vs. Virginia Tech on Feb. 6, 1986. Louisville held a decisive 46-30 rebounding advantage over NC State in its first ACC outing and a 32-28 edge against the Wolfpack on Jan. 12.

■ **Davis, King Sign with Louisville Basketball -- D'Ante "Tae" Davis**, 6-6, 175-pound guard from Warren Central High School in Indianapolis, Ind.; and **Fredrick King**, a 6-10, 220-pound center from Mangrove Cay, Andros, in the Bahamas; have each signed a national letter-of-intent to continue their basketball playing careers at the University of Louisville.

Davis averaged 13.5 points and 6.2 rebounds per game as a junior last season in helping Warren Central post a 19-7 record before falling to 4A state finalist Lawrence North by a point in the sectional semifinals. The younger brother of current UofL sophomore guard/forward Dre Davis, Tae is ranked among the nation's top 150 players, including No. 139 by Rivals.com and No. 147 by 247Sports.com. He was an AP high honorable mention all-state selection as a junior in 2020-21, an All-Metropolitan Interscholastic Conference honoree and was named to the Indiana Basketball Coaches Association Underclass All-State Supreme 15. Davis had transferred to Warren Central for the 2020-21 season after his father, D'Andre Davis Sr., became the school's head coach after previously serving six seasons as an assistant coach at Lawrence Central. As a sophomore at Lawrence Central, Tae averaged 10.9 points and 4.7 rebounds per game in 2019-20.

Many collegiate programs became aware of King when he joined the NBA Academy, where he averaged 23 points and 12 rebounds to lead his NBA Academy Latin America team to a 3-0 record at the NBA Academy Games in San Luis Potosi, Mexico in September. In his top two games in the NBA Academy International event, King scored 31 points and grabbed 16 rebounds in an 82-61 win over NBA Africa Red, and totaled 29 points and 13 rebounds in a 93-87 victory over The Skills Factory. King, who turns 18-years-old in February, was the first Bahamian to enroll at the NBA Academy. Before his move to the NBA Academy in January, King's C.I. Gibson team was the GSSSA runner-up last season.

■ **Mack Was Out for First Six** — Chris Mack, who mutually departed from UofL on Jan. 26, served a university-imposed suspension for six games from Nov. 8 through Nov. 27. The University concluded that while Mack was a victim of an extortion attempt by former assistant coach Dino Gaudio, Mack failed to follow University guidelines, policies, and procedures in handling the matter. The sanctions imposed upon Coach Mack were unrelated to the extortion attempt itself and the ongoing NCAA process. During the suspension, Mack was prohibited from having contact with the men's basketball coaching staff or student-athletes. Mike Pegues, the Cardinals' current interim head coach, served as acting head coach during Mack's suspension and led Louisville to a 5-1 record and the Baha Mar Hoops Bahamas Championship. Pegues was the coach of record for those first six games and now has a 7-10 record as a head coach.

Louisville in the ACC Tournament

(*Won 3, Lost 5*)

2015

■ March 13 (*Quarterfinal*)
North Carolina 70, Louisville 60

2017

■ March 9 (*Quarterfinal*)
Duke 81, Louisville 77

2018

■ March 7 (*Second Round*)
Louisville 82, Florida State 74

■ March 8 (*Quarterfinal*)
Virginia 75, Louisville 58

2019

■ March 13 (*Second Round*)
Louisville 75, Notre Dame 63

■ March 14 (*Quarterfinal*)
North Carolina 83, Louisville 70

2020

■ March 10 (*Second Round*)
Duke 70, Louisville 56

2021

■ March 8 (*First Round*)
Louisville 84, Georgia Tech 74

■ **West a Theft Leader** — Louisville graduate transfer and team co-captain Jarrod West is third in the nation in career steals among active players through March 8. West has 296 career steals, including 42 in his 31 games at Louisville. West averaged a Conference USA-leading 2.5 steals (11th in the nation) as a senior for Marshall University last season. He had three or more steals in nine games last season and has six games with at least three thefts this year with the Cardinals, including a high of five at Western Kentucky on Dec. 18. West is 18th in the ACC in steals this year (1.4 per game).

NCAA Active Career Steals (through March 8)

1	Jacob Gilyard, Richmond	450
2	Quan Jackson, UAB	324
3	Jarrod West, Louisville	296
4	Javon Levi, UT Arlington	295
5	Traci Carter, Hartford	288

UofL Statistical Comparison

	Wins	Losses	Home	Neutral
Record	13-0	0-18	8-8	5-10
Scoring Average	73.2	64.0	70.3	65.3
Points Allowed	63.2	76.1	69.4	72.1
Scoring Margin	+10.0	-12.1	+0.9	-6.8
FG Percentage	.453	.405	.435	.414
Opp. FG Percentage	.383	.478	.420	.458
3-Pt. Percentage	.336	.296	.338	.288
FT Percentage	.690	.656	.685	.663
Rebound Margin	+7.4	-3.4	+0.6	+1.7
Turnover Margin	-1.7	-0.7	-0.5	-1.8

UofL Statistical Comparison by Halves

	1st Half	2nd Half
Scoring Average	32.9	34.5
Points Allowed	33.9	35.8
Scoring Margin	-1.1	-1.3
FG Percentage	.422	.431
Opp. FG Percentage	.440	.432
3-Pt. Percentage	.293	.334
FT Percentage	.682	.669
Rebound Margin	+1.4	-0.1
Turnover Margin	-0.2	-1.0

■ **Seasons Remaining** -- With multiple transfers, possible COVID-19 waivers and redshirts on the Cardinals' roster this season, it can be confusing on just how many years an individual has left to play at the collegiate level. Below is a list of the seasons of collegiate competition remaining for each member of the UofL roster including this season, should a COVID-19 waiver be applied.

Name	Years	Name	Years
Sam Bearden	4	Ashton Myles-Devore	4
Brad Colbert	4	Drew Schultz	4
Matt Cross	4	JJ Traynor	4
Sydney Curry	3	Jarrod West	1
Dre Davis	4	Roosevelt Wheeler	4
El Ellis	3	Malik Williams	1
Mason Faulkner	1	Samuell Williamson	3
Mike James	4	Jae'Lyn Withers	3
Noah Locke	2	Gabe Wiznitzer	4

■ **UofL Athletics Success** -- Louisville ranks 25th in the nation in the Learfield Director's Cup standings through fall sports. Louisville's volleyball team (32-1, ACC Champion) reached the final four teams in the NCAA Volleyball Championship unbeaten until falling to eventual national champion Wisconsin on Dec. 16 in the national semifinals in Columbus, Ohio. Louisville's women's basketball team is 25-4 and ranked 5th/5th in the nation, while the Cardinals' swimming teams are both among the nation's top 15 teams (men's 10th, women's seventh). UofL's field hockey (No. 6 in the nation; ACC Champion) and men's soccer team both participated in NCAA postseason competition.

■ **Briefly** — Louisville has tried to focus on its offensive strength of scoring inside and registered a season-high 46 points in the paint twice in the last seven games (vs. Miami and Wake Forest). UofL has averaged 34.6 points in the paint in the last seven games ... Louisville's defense has not been as stingy in recent games as it was earlier this season. Over the last 18 games, opponents are shooting over eight percent higher (.473 to .388) and scoring more than eight points more per game (74.1 to 66.0) than in the Cards' first 13 games of the season when UofL ranked among the top 25 defenses in the nation by Kenpom analytics (No. 126 now) ... Prior to his injury at Virginia Tech, **Jae'Lyn Withers** averaged 8.0 points and 4.7 rebounds over his last 12 games while shooting 45 percent from the field (39-87), scoring nine or more points in seven of those 12 (five of his last eight; averaging 9.1 ppg, 4.6 rpg in the last eight). He also had multiple stitches in his mouth after taking a blow in practice on Feb. 24, limiting him to a combined 17 minutes in his two games prior to injury. Withers averaged 4.2 points in the first 17 games of the season ... **Matt Cross** has scored in double figures in seven of his last 21 games (nine total this season), including 13 points and 15 rebounds vs. North Carolina on Feb. 1. His five points at Virginia Tech with five rebounds were his first points since then ... Boston College shot just 29.2 percent (19-for-65) vs. UofL on Jan. 19, the first Louisville opponent to shoot under 30 percent since Evansville shot 29.8 percent on Nov. 25, 2020 ... Louisville has held the opposition to 60 points or fewer in six games this season, including a season low of 54 points against Boston College ... Louisville attempted just three free throws three times this year -- at Virginia, vs. DePaul and at Notre Dame -- its fewest since taking just two against Syracuse on Feb. 17, 2016 ... A starter at forward in 23 games, **Dre Davis** was named to the Baha Mar Hoops Bahamas Championship All-Tournament team. He earned a 4.0 GPA for the Fall 2021 semester ... Louisville's 35.0 percent (21-of-60) field goal accuracy against Maryland marked its lowest shooting percentage in a victory since defeating Old Dominion while shooting 29.7 percent on Nov. 23, 2016 ... Louisville started 4-0 in ACC games for the second consecutive season ... Nine of Louisville's last 10 head coaches, including acting and interim coaches, won their first game at UofL as **Mike Pegues** did with the Cardinals on Nov. 9 ... Louisville averaged just 5.35 three-pointers and made a high of eight in a game last year. Ten different Cardinals have made a three-pointer this year, including seven players with 15 or more threes ... Louisville announced Josh Heird as its interim athletic director and Lori Gonzalez as interim president on Dec. 13. Vice President/Director of Athletics Vince Tyra resigned on Dec. 8 and President Neeli Bendapudi accepted the presidency for Penn State University on Dec. 9.

Louisville Opponents		
	FG%	PPG
First 13 Games.....	.388	66.0
Last 18 Games.....	.473	74.1

UofL would face North Carolina in the ACC Tournament quarterfinal on March 10 if the Cards advance

■ **About North Carolina** — No. 2 seed North Carolina (32-8, 15-5 ACC), ranked 25th by AP, has won five straight, including a 94-81 victory at Duke on March 5 in their last regular season game.

North Carolina leads the ACC in rebounding margin (+7.6, 14th in the nation). Forward Armando Bacot (16.6 ppg, 12.5 ppg.) is fourth in the nation with 20 double-doubles this season.

Louisville trails 7-18 in its series with North Carolina, and the Cardinals are 4-9 against the Tar Heels since joining the ACC. UNC won both meetings this year. Louisville fell 90-83 in overtime to North Carolina in the KFC Yum! Center (2-1-22) as El Ellis led the Cardinals with a season-high 25 points off the bench -- all in the second half and overtime -- and Matt Cross produced his first double-double with 13 points, a career-high 15 rebounds and three steals for UofL. The Cardinals buried a

season-high 15-of-25 three-pointers in the game (.429). UNC won 70-63 in Chapple Hill as UofL's starting front line of Malik Williams, Dre Davis and Jae'Lyn Withers scored 10 each. UofL trailed by one with 2:57

to go at 64-63 before the Tar Heels scored the final six points of the game.

Four matchups came in the NCAA Tournament, including twice in regional finals.

Statistical Comparison		
	UNC	UofL
Record.....	23-8	13-18
Scoring Average.....	78.6	67.9
Points Allowed.....	72.6	70.7
Scoring Margin.....	+5.9	-2.8
FG Percentage.....	.458	.424
Opp. FG Percentage436	.438
3-Pt. Percentage.....	.374	.312
FT Percentage.....	.770	.676
Rebound Margin.....	+7.6	+1.1
Turnover Margin.....	-1.7	-1.1

Series vs. North Carolina		Date		UL UNC	
<i>(Won 7, Lost 18)</i>		Feb. 2, 2019 (H).....		69 79	
Date		Mar. 14, 2019 (N) <.....		70 83	
Jan. 3, 1929 (H).....		Feb. 22, 2020 (H).....		72 55	
Mar. 25, 1972 (N)*.....		Feb. 20, 2021 (A).....		54 99	
Dec. 30, 1972 (N)#.....		Feb. 1, 2022 (H) (OT).....		83 90	
Feb. 27, 1977 (N)!.....		Feb. 19, 2022 (A).....		63 70	
Dec. 29, 1980 (N)@.....		*NCAA National Semifinals			
Mar. 20, 1986 (N)!.....		(Los Angeles, Calif.)			
Mar. 23, 1997 (N)\$.....		#Rainbow Classic (Honolulu, Hawaii)			
Dec. 3, 1997 (N)%.....		!Played in Charlotte, NC			
Dec. 17, 1998 (A).....		@Winston Tire Classic (Los Angeles, CA)			
Dec. 23, 1999 (H).....		!NCAA West Regional Semifinal			
Mar. 29, 2008 (N)^.....		(Houston, TX)			
Nov. 24, 2013 (N)+.....		SNCAA East Regional Final			
Jan. 10, 2015 (A).....		(Syracuse, NY)			
Jan. 31, 2015 (H) (OT) 78 68		%Great Eight Basketball Tournament			
Mar. 12, 2015 (N)-.....		(Chicago, IL)			
Feb. 1, 2016 (H).....		^NCAA East Regional Final			
Feb. 22, 2017 (A).....		(Charlotte, NC)			
Feb. 17, 2018 (H).....		+Hall of Fame Tipoff (Uncasville, Conn.)			
Jan. 12, 2019 (A).....		-ACC Tournament Quarterfinals			
		(Greensboro, NC)			
		< ACC Tournament Quarterfinals			
		(Charlotte, NC)			

■ **Cardinal Sports** — Through its 31 games this season, Louisville has produced 21 runs of 8-0 or better, including runs of 8-0, 8-0 and 9-0 against Georgia Tech in its last game. Louisville produced a season-best 18-0 run vs. Detroit Mercy on Nov. 20. Louisville has forced its opponents into 54 scoring droughts of three minutes or more, including a first-half stretch of 4:08 against Georgia Tech in its last game. A 7:34 scoreless stretch against Detroit Mercy on Nov. 20 was the Cardinals' longest defensive scoreless stretch of the year.

■ **Pegues Interim Coach** — **Mike Pegues** (pronounced puh-GEESE) is serving as the Cardinals' interim head coach for the remainder of the 2021-22 season after the mutual parting on Jan. 26 with Chris Mack, who had guided the Cardinals for three and a half seasons. Pegues is in his fourth year at UofL after working six seasons at Xavier (2012-18). Before his time at Xavier, Pegues spent two seasons as an assistant coach at his alma mater, the University of Delaware. Pegues had a stellar collegiate career at Delaware, where he earned a degree in communications in 2000. The all-time leading scorer in Delaware men's basketball history with 2,030 points, Pegues led the Blue Hens to two NCAA Tournament appearances while playing under former UD head coach and current Notre Dame head coach Mike Brey from 1996-2000. A native of Washington, D.C., Pegues played professionally in Italy, New Zealand, England and Argentina, as well as one season in the Continental Basketball Association. He guided the Cardinals to a 5-1 record in the first six games of this season while serving as acting head coach and Mack was serving a suspension (7-10 record now).

■ **Gaines Back with the Cards -- Reece** **Gaines**, UofL's No. 4 all-time men's basketball scorer and a member of the Cardinals' Athletic Hall of Fame whose playing career bridged two Hall of Fame coaches, joined the UofL staff this year as Director of Player Development and Alumni Relations. A four-year starter in the Cardinals' backcourt (1999-2003) who ranks fourth on the UofL career scoring list with 1,945 points, Gaines earned second-team All-America honors as a senior.

■ **Ear It Pronunciations** -- Trouble with pronunciations? Check out the Ear It pronunciations for the Cardinals' players from the men's basketball roster on www.GoCards.com. The ear links next to player names on the roster are supplied by TheNameEngine.com, an interactive audio service that provides proper audio pronunciations and phonetic spellings (direct link: <https://uofl.me/3gmphzG>).

■ **Guide Online** — The 2021-22 UofL Men's Basketball guide is available in pdf form with the QR code to the right, or at this link: <https://uofl.me/3aeuokS>



■ **Louisville Retired Russ Smith's Number 2 Jersey** -- The University of Louisville retired men's basketball All-America guard Russ Smith's No. 2 jersey number in a halftime ceremony of the Cardinals' Jan. 22 game against Notre Dame in the KFC Yum! Center. Smith's No. 2 is the fifth number retired in the Louisville men's basketball program, joining No. 8 Charlie Tyra (1953-57 at UofL), No. 31 Wes Unseld (1965-68), No. 35 Darrell Griffith (1979-80) and No. 42 Pervis Ellison (1985-89). The number two will no longer be worn by a UofL player.

Nicknamed "Russdicolous," Smith is the only Louisville player in history with at least 1,800 career points, 350 assists and 250 steals. He is the Cardinals' all-time leader in steals with 257, is fifth in career scoring at Louisville with 1,908 points, second in career free throws made with 488, and is tied for ninth in career three-pointers with 180.

A consensus All-America selection as a senior in 2013-14 and the 2014 AAC Tournament Most Outstanding Player, Smith averaged 18.2 points, 4.6 assists and 2.0 steals as the Cardinals posted a 31-6 record. He was a candidate for national player of the year honors and was one of 10 finalists for the Senior CLASS award. The two-time KenPom Player of the Year (2013, 2014) earned All-America honors as a junior in 2012-13 when he was led the Cardinals in scoring, averaging 18.7 points and 2.1 steals. He was selected as the national Player of the Year by Ken Pomeroy and was the recipient of the 2012-13 BIG EAST Conference Scholar-Athlete Sports Excellence Award for men's basketball. He earned the Most Outstanding Player award of the 2013 NCAA Midwest Regional after scoring 31 points against Oregon and 23 points against Duke.

A 6-0 guard from Brooklyn, N.Y., Smith was a part of the second-most successful four-year period in the Cardinals' storied basketball history, helping Louisville win 121 games from 2010-14 (121-31, .796). He helped the Cardinals reach two NCAA Final Fours, two Big East Tournament Championships and one with the American Athletic Conference, two regular season co-conference titles (one Big East, one American), three straight NCAA Sweet 16 appearances and the 2013 national title (later vacated).

Following his collegiate career, Smith was selected by the Philadelphia 76ers in the second round of the 2014 NBA Draft with the 47th overall pick, and was subsequently traded to the New Orleans Pelicans. He played in the NBA with New Orleans and the Memphis Grizzlies, and has played professional basketball in Turkey and China, as well as with G League teams Iowa Energy, Delaware 87ers and Fort Wayne Mad Ants, where he is currently playing.

He was the 2017 NBL China Player of the Year when he averaged 60.5 points per game and led the league in scoring that season and in 2019. Smith scored a career-high 81 points for Luoyang Zhonghe of China on July 5, 2017, adding eight rebounds and seven assists in the game.

■ **Cards Finished 11th in ACC** — After winning its first four conference games for the second straight year, Louisville posted a 6-14 record in 2021-22 in its eighth season in the Atlantic Coast Conference. Duke won the ACC regular season championship. Louisville has won at least eight league games in 15 of the last 16 seasons. The Cardinals have finished in the top three in its conference nine of the last 18 years. UofL finished seventh last year, in a tie for second in 2019-20 (15-5 ACC record), sixth in 2018-19, a tie for eighth in 2017-18, was tied for second in 2016-17, and was fourth in its first two years in the ACC in posting identical 12-6 records in each of its first three years in the ACC.

Louisville's 15-5 ACC record in 2019-20 was its best in its six years in the conference and its first time to win more than 12 ACC games. It was the most wins in any conference since UofL won the 2013-14 American Athletic Conference title with a 15-3 conference record.

The Cardinals' have won 22 regular season conference championships (regular season conference championships: American 1, Big East 2, Conference USA 1, Metro 12, Missouri Valley 6; *two later vacated*). Louisville has won its conference championship or finished second in 28 of the last 46 years, including seven of the last 17 years. In conference tournaments, Louisville has a composite 83-45 record, winning 19 tournament championships (1 American, 3 Big East, 2 C-USA, 11 Metro, 2 KIAC; *three later vacated*). In its last league title, UofL claimed the inaugural 2014 American Athletic Conference Championship, beating eventual national champion UConn in the title game (*later vacated*).

■ **Cards Have Rare 20-Win Streak** — Entering this year, Louisville was one of four Division I schools in the nation which have won 20 or more games in at least 18 of each of the past 19 seasons. The Cardinals only *played* 20 games in 2020-21. The four with 20 wins in at least 18 of the last 19 years are Kansas (32 straight), Duke (24 of last 25), Gonzaga (23 straight) and Louisville (18 of last 19). Kansas and Gonzaga reached the 20-win mark in the event-shortened 2020-21 season. UofL has won at least 19 games in 46 of the last 51 years. However, the NCAA Committee on Infractions' vacation of 123 victories in four of those years (2011-15) negates the official results.

■ **Grad Transfer Success** — Entering this year, a graduate transfer has started in the Louisville backcourt in each of the last three seasons and four of the last six. On four occasions in the last six years, a graduate transfer guard has either led or been among the top two scorers for the Cardinals. The latest last season was Carlík Jones in 2020-21, leading UofL in scoring (16.8) and assists (4.5). This year, graduate transfer Jarrod West from Marshall has started 21 games and leads the Cardinals with 90 assists and 42 steals. Graduate transfer Mason Faulkner has started eight games.

CARDINAL CLIPS

■ Louisville has finished among the nation's Top 25 teams in eight of the last 11 years (14th in 2019-20) entering this season. Louisville has been ranked on 657 occasions in the Associated Press poll, sixth all-time.

■ Louisville has **77 NBA Draft selections**, including 10 in the last nine years (David Johnson the latest in 2021 as the 47th overall pick). Former UofL and current Utah Jazz guard Donovan Mitchell was the 2018 NBA Dunk Contest winner, was runner-up for the NBA Rookie of the Year that year, and was a 2020 and 2021 NBA All-Star. Montrezl Harrell (now with the Washington Wizards) was the 2020 NBA Sixth Man of the Year.

■ Louisville has been the highest rated television market for college basketball for the last 19 years.

■ Entering this season, Louisville is **one of only five schools** to be ranked in the AP Top 25 poll at least once during each of the last 18 seasons, excluding preseason polls (*others*: Duke, Gonzaga, Kansas, & North Carolina).

■ Louisville is one of four schools that have won 20 or more games on the court in at least **18 of the last 19 seasons** (also Kansas, Duke and Gonzaga). However, the NCAA Committee on Infractions' vacation of 123 victories in four of those years (2011-15) negates the official results.

■ Louisville made its 39th NCAA Tournament appearance in 2019. The Cards have reached the Sweet 16 on 17 occasions, have advanced to the Elite Eight 11 times, Final Four eight times, and won NCAA Championships in 1980 and 1986. Louisville is seventh in NCAA Tournament appearances (39), ninth in tournament victories (61) and sixth in tournament games (102).

■ Louisville has attracted over **3.9 million fans** in its first 12 years in the spectacular KFC Yum! Center. The Cardinals have ranked in the top seven nationally in home attendance for the last 40 consecutive years (16,658 in 2019-20).

■ Three Cardinals were named to the 2021 All-ACC Academic Team (**ACC-best 39 selections** over six years). A total of **12 of 18** student-athletes earned a 3.0 or better GPA for the most recent UofL Fall 2021 semester. The Cardinals have produced a 3.0 or better GPA in 24 of the last 27 semesters. UofL and Stanford are the only two schools from Power Five conferences that have earned an Academic Progress Rate (APR) national award in at least seven of the last eight years.

■ Louisville's strength of schedule has been among the top 18 toughest in the nation by the RPI or NET in 11 of the past 15 years. UofL's 2018-19 slate was the fourth-toughest overall by the NCAA's NET. The Cardinals' 2019-20 schedule was ranked No. 18 by the NET, third-highest among ACC schools behind Duke and North Carolina.

■ Louisville has participated in postseason competition in 49 of the last 56 years. Postseason events were cancelled in 2019-20 due to COVID-19.

■ Louisville is **second in the nation** with 69 1,000-point career scorers (behind North Carolina's 79). Jordan Nwora (1,294 career points) was the latest to reach that mark in 2020.

Louisville ACC Record	
First 3 Yrs.	Next 3 Yrs.
2014-17	2018-21
36-18	33-18

■ **Cards Sixth All-Time in the Polls** — Entering this season, Louisville is one of only five schools to be ranked in the AP Top 25 poll at least once during each of the past 18 seasons (since 2002-03), excluding preseason polls (*others*: Duke, Gonzaga, Kansas, North Carolina). Louisville has been ranked in the Associated Press poll on 657 occasions, sixth most all-time. UofL has been among the top ten on 302 occasions, including 14 times in the 2019-20 season. UofL has been ranked among the nation's top 16 in the preseason poll six of the last 10 years (5th last year, 16th in 2017-18, 13th in '16-17, eighth in '14-15, third in '13-14, second in '12-13, ninth in '11-12).

Louisville finished among the Top 15 in the AP poll in 2019-20 for the 25th time, sixth-most all-time. The 2019-20 season marked the fifth time Louisville remained ranked in the top 13 of the AP poll through the first 18 polls of the season (also 1974-75, 2012-13; polls for 1956-57 and 1966-67 were fewer than 17 weeks).

Louisville has been among the top ten of the AP poll on 302 occasions (sixth-most all-time, 14 of 19 polls in 2019-20) and has been ranked in the top five 136 times (ninth most all-time, nine in 2019-20). With UofL's No. 3 national ranking in the Dec. 23, 2019 AP poll, 2019-20 was the first season in 53 years that the Cardinals remained in the AP Top 5 through the first eight polls (since the 1966-67 season). UofL was ranked as the nation's top team in the AP poll for two weeks in the 2019-20 season.

■ **Success vs. Top 25 Foes** -- Louisville has won 45 of its last 101 against AP ranked opponents, falling to No. 9 Duke on Jan. 29, 2022 in its last Top 25 matchup. UofL has a 62-69 record against Top 25 teams over the last 12 years (1-2 in 2020-21). The Cardinals have been victorious 10 of the last 29 times it has faced an AP top-five foe. UofL has won 23 of its last 56 games when facing Top 10 teams, spanning the last 12 years.

■ **Cards Were Among Nation's Least Experienced Teams** — Louisville was one of the least experienced teams in the nation in 2020-21. The Cardinals ranked 331st in the nation in experience in Kenpom analytics. Until senior Malik Williams joined the team for three late season games, Louisville had only two upperclassman among its 12 scholarship players. UofL freshmen and sophomores amassed 79.4 percent of the team's minutes played, the most for the Cardinals in at least 66 years.

■ **Conference Success at Home** — Louisville has protected its home court well in conference competition in recent years. The Cardinals have a 64-24 record in its conference home games over the last 10 years (.727). UofL has produced an 8-1 or better home record in league play in three of the last 10 years, including 9-1 in 2019-20. In ACC home games over the last eight years, Louisville's 50 wins (50-21 record) is fifth-best in the league behind Virginia (60), Duke (59), Florida State (57) and North Carolina (55). In road games, UofL is fourth with 34 ACC road victories in its eight years in the league (34-36 ACC road record).

■ **Cards Came Off a COVID Pause** -- Louisville's Dec. 29 game vs. Wake Forest was its first off a pause in basketball activities due to multiple COVID positive tests in the program that forced the Cardinals off the court and to postpone its Dec. 22 game at Kentucky. There were 11 days between games when UofL faced Western Kentucky on Dec. 18 and its next game against WFU on Dec. 29.

Louisville experienced two long pauses in 2020-21 due to COVID-19 issues. In February, UofL had 19 days between games, during with four contests were postponed. Louisville's 19 days between its game on Feb. 1 against Georgia Tech and its next on Feb. 20 at North Carolina was its longest in-season stretch without a game in 54 years. In December 2020, UofL paused on Dec. 3, missed three games that were cancelled or postponed, returned to practice on Dec. 12 with a group

■ **Williams, Davis Earn All-Tournament Honors** — UofL forward/center Malik Williams was named the Most Valuable Player of the 2021 Baha Mar Hoops Bahamas Championship, while forward Dre Davis was also selected to the five-man team. The duo were among the Cardinals' top defenders in Louisville's impressive defensive effort against Mississippi State and Maryland. Williams produced his sixth career double-double with 13 points, 12 rebounds and career-high four steals in the title game against Maryland. Williams also totaled eight points and 10 rebounds against Mississippi State as Louisville limited the Bulldogs to 33.3 percent shooting from the field. Davis' defense in the two games was an important factor in the championship. He produced 12 points, seven rebounds and two assists in the victory over Mississippi State. He added six points and four rebounds against Maryland.

■ **Williams, Davis Earn All-Tournament Honors** — UofL forward/center Malik Williams was named the Most Valuable Player of the 2021 Baha Mar Hoops Bahamas Championship, while forward Dre Davis was also selected to the five-man team. The duo were among the Cardinals' top defenders in Louisville's impressive defensive effort against Mississippi State and Maryland. Williams produced his sixth career double-double with 13 points, 12 rebounds and career-high four steals in the title game against Maryland. Williams also totaled eight points and 10 rebounds against Mississippi State as Louisville limited the Bulldogs to 33.3 percent shooting from the field. Davis' defense in the two games was an important factor in the championship. He produced 12 points, seven rebounds and two assists in the victory over Mississippi State. He added six points and four rebounds against Maryland.

All-Time Finishes in the AP Final Poll Top 15

1. Kentucky	48
2. North Carolina	47
3. Duke	45
4. Kansas	38
5. UCLA	33
6. Louisville	25
7. Arizona	24
8. Cincinnati	20
Michigan	20
Michigan St.	20

UofL Scholarship Players Experience '20-21 '21-22

Jr/Sr/Gr	*3	**7
Fr/So	9	7

*includes two who played a combined 117 minutes.

**includes four who have played at least 3 college seasons.

Louisville Home Conference Record, Last Nine Years

	Record	Conference
2021-22	4-6	ACC
2020-21	4-2	ACC
2019-20	9-1	ACC
2018-19	6-3	ACC
2017-18	5-4	ACC
2016-17	8-1	ACC
2015-16	8-1	ACC
2014-15	6-3	ACC
2013-14	7-2	American
2012-13	8-1	Big East
	64-24, .727	

2021 Baha Mar Hoops Bahamas Championship All-Tournament Team

- Malik Williams, Louisville *
- Dre Davis, Louisville
- Eric Ayala, Maryland
- Tolu Smith, Mississippi State
- Tyler Burton, Richmond
- *Most Valuable Player

2021-22 NATIONAL POLLS

Associated Press (March 7)

1	Gonzaga
2	Arizona
3	Baylor
4	Auburn
5	Kentucky
6	Kansas
7	Duke
8	Villanova
9	Purdue
	Tennessee
11	Providence
12	Wisconsin
13	UCLA
14	Texas Tech
15	Arkansas
16	Illinois
17	Saint Mary's
18	Houston
19	Murray State
20	Connecticut
21	USC
22	Texas
23	Colorado State
24	Iowa
25	North Carolina

USA Today/Ferris Mowers (March 7)

1	Gonzaga
2	Arizona
3	Baylor
4	Auburn
5	Kentucky
6	Kansas
7	Duke
8	Villanova
9	Purdue
10	Providence
11	Tennessee
12	Wisconsin
13	UCLA
14	Texas Tech
15	Illinois
16	Arkansas
17	Saint Mary's
18	Houston
19	Murray State
20	Connecticut
21	USC
22	Texas
23	Iowa
24	Colorado State
25	Ohio State

Louisville in the Polls

Date	AP	USAT
preseason	rv	--
Nov. 15	--	--
Nov. 22	--	--
Nov. 29	rv	--
Dec. 6	--	--
Dec. 13	--	--
Dec. 20	--	--
Dec. 27	--	--
Jan. 3	--	--

Date AP USAT

Jan. 10	--	--
Jan. 17	--	--
Jan. 24	--	--
Jan. 31	--	--
Feb. 7	--	--
Feb. 14	--	--
Feb. 21	--	--
Feb. 28	--	--
March 7	--	--
	rv	receiving votes

■ **James Out for Season** — Freshman guard/forward **Mike James** suffered a torn Achilles tendon in his left leg in practice on Oct. 6 and will miss the 2021-22 season. He had successful surgery on Oct. 8 to repair the injury.

A 6-6 freshman from Orlando, Fla., James averaged 19.4 points, 10.8 rebounds, 2.5 assists and 1.2 blocked shots points per game as a senior last season to lead Oak Ridge High School to a 23-3 record and the state 7A semifinals. The 2020-21 Orlando Sentinel boys basketball player of the year, he was also voted Class 7A Player of the Year in Florida.

■ **21 All-American Selections** -- Twenty-one Louisville players have earned All-America status, the latest being Jordan Nwora in 2020. Six UofL individuals have been consensus first team selections (Charlie Tyra, Wes Unseld, Darrell Griffith, Pervis Ellison, Clifford Rozier and Russ Smith).

■ **Louisville Live** -- A crowd of 20,204 was in attendance at legendary Churchill Downs Racetrack when the Cardinals staged "Louisville Live," UofL's annual preseason basketball event on Sept. 18. The team participated in activities on a portable basketball court near the paddock and shared the site with an evening of live thoroughbred racing.

■ **Impressive Academic Performance** -- While the UofL men's basketball team has performed well on the court, the Cardinals have excelled in the classroom as well. Louisville has received an NCAA Public Recognition Award seven of the last eight years for ranking among the top 10 percent in men's basketball in the Academic Progress Rate (APR), which measures academic eligibility, retention and graduation for student-athletes. Louisville and Stanford are the only two schools from Power Five conferences that have earned the APR recognition in at least seven of the last eight years.

The men's basketball team has attained a collective 3.0 GPA for 24 of the last 27 semesters, including a 3.102 cumulative team mark for the Fall 2021 semester. Twelve of 18 Cardinals earned a 3.0 GPA or better in the UofL Fall 2021 semester. A league-high matching five Cardinals were named to the 2020 All-ACC Academic Team, three Cardinals were honored on the team in 2021, and UofL has produced an ACC-best 39 selections over its seven years in the league. Recently, Jordan Nwora was named to the 2019-20 CoSIDA Academic All-America second team. Prior to entering the ACC, UofL's men's basketball team earned four straight league Team Academic Excellence Awards, recognizing the highest collective grade-point averages in each of the conference sports (2014 American Athletic Conference, 2011-13 Big East). Seven members of the Cardinals' 2019-20 team earned degrees.

■ **Cardinals Placed Three on 2021 All-ACC Academic Team** -- Three UofL men's basketball student-athletes Dre Davis, David Johnson and Samuel Williamson were honored on the 2021 All-ACC Academic Men's Basketball Team for their academic achievement as well as their on-court performance. Williamson earned the recognition for the second year. With these three selections, Louisville has placed an ACC-best 39 selections on the team in the last seven years, including five on the 2019-20 team.

■ **Comeback Cards** — Over the last 10 seasons, UofL has recovered from nine or more points down to win on 37 occasions, including once this season after falling behind 36-27 in its Dec. 29 game against Wake Forest. Louisville recovered from nine or more points down to win four times in 2019-20, all in ACC games and three times in road games. The Cardinals fought back from a 15-point, first-half deficit (14 in second half) to win against Wake Forest on Feb. 5, a nine-point first-half deficit to win at Pittsburgh on Jan. 14, 11 points down in the second half vs. Georgia Tech on Jan. 22 and nine down in the first half at Boston College on Jan. 29. Other recent comebacks include UofL recovering from a 15-point deficit to win its ACC opener vs. Miami in 2019 and fought back from a 12-point deficit at Seton Hall during the 2018-19 season and trailed by nine in the second half.

■ **Three Million Fans** — Louisville passed the three million mark in total home attendance in the KFC Yum! Center on Jan. 21, 2018. A total of 3,979,296 fans have flocked to the spectacular arena to watch UofL play in its 12 seasons. Louisville's average home attendance of 16,658 in 2019-20 was the seventh-largest in the nation. UofL has ranked among the top seven nationally in average home attendance each of the last 40 years. UofL has averaged 18,508 fans in 12 years in KFC Yum! Center, inclusive of last year's smaller crowds.

■ **Cards vs. Non-Conference Foes** -- Louisville has won 90 of its last 96 non-conference games at home in the KFC Yum! Center, spanning the last 12 seasons. The Cardinals longest home win streak over non-conference opponents was 35 games between Dec. 27, 2014 and Dec. 31, 2010, falling to Kentucky on those two dates. The other six non-conference losses UofL has suffered in the KFC Yum! Center were a 52-46 setback at the hands of Drexel on Dec. 14, 2010; 79-77 to Seton Hall on Dec. 3, 2017; 79-56 to Mississippi State on March 20, 2018; and 71-58 to Kentucky on Dec. 29, 2018; 80-72 in overtime to Furman on Nov. 12, 2021 and 62-55 to DePaul on Dec. 10, 2021. In its 12th season in the spectacular KFC Yum! Center, Louisville has an overall 175-30 record in home games, including a 97-8 record against non-conference opponents. The Cardinals have won 54 of their last 59 home games against non-conference opponents.

■ **17 Sweet 16s for Cards** — Louisville is tied for ninth with 17 Sweet 16 appearances since the NCAA began Sweet 16 records in 1975. The Cardinals reached four additional Sweet 16s that were later vacated. (UofL years in Sweet 16: 1975, 1978, 1979, 1980, 1982, 1983, 1984, 1986, 1988, 1989, 1993, 1994, 1996, 1997, 2005, 2008, 2009; Sweet 16 appearances in 2012, 2013, 2014, and 2015 were vacated). The Cardinals have won seven of their last eight regional semifinal games.

■ **Cardinals Have Reached 11 Elite Eights** -- Louisville has reached the NCAA Elite Eight on 11 occasions, tied for eighth nationally. The Cardinals reached three additional Elite Eights that were later vacated. The NCAA recognizes Elite Eight records since 1951, the first year that all teams in the tournament would be required to win at least one game to advance to the Elite Eight. (UofL years in Elite Eight: 1959, 1972, 1975, 1980, 1982, 1983, 1986, 1997, 2005, 2008, 2009; Elite Eight appearances in 2012, 2013, and 2015 were vacated). The Cardinals have a 10-4 record in regional championship games.

■ **Anniversary Year for Two Final Four teams** — The 2021-22 season marks notable anniversaries for two of Louisville's Final Four teams. It is the 50th anniversary for UofL's 1972 NCAA Final Four team (26-5 record), which was guided by future Hall of Fame Coach Denny Crum in his first season with the Cardinals. The Missouri Valley Conference Co-Champions featured five senior starters, including All-America guard Jim Price (1,460 career points, 1969-72), forward Ron Thomas, whose 13.0 career rebounding average is the fourthbest ever at UofL (1970-72), and 1,000-point scorer Al Vilcheck (1,048 points, 1969-72). This season also marks the 40th anniversary of the Cardinals' 1982 Final Four team (23-10), which had six seniors on its roster. Crum's fourth Final Four team, which was runner-up in the Metro Conference, included four starters that totaled over 1,000 career points in Derek Smith (1,826), Lancaster Gordon (1,614), Jerry Eaves (1,250) and Rodney McCray (1,247). The Cardinals beat UAB on its home floor to win the Mideast Regional. Both were honored on Jan. 29.

Career 1,000 Point Scorers by School	
79	North Carolina
69	Louisville
67	Duke
67	Villanova
65	Notre Dame
64	Syracuse

All-Time NCAA Division I Records

by Percentage (entering 2021-22 season)

School	1st Yr.	Yrs.	Won	Lost	Pct.
1. Kentucky	1903	117	2,327	728	.762
2. North Carolina	1911	110	2,293	825	.735
3. Kansas	1899	122	2,323	877	.726
4. Duke	1906	115	2,214	904	.710
5. UCLA	1920	101	1,928	874	.688
6. UNLV	1958	62	1,291	586	.688
7. Syracuse	1901	119	1,940	932	.675
8. Villanova	1921	100	1,817	948	.657
9. Western Ky.	1915	101	1,836	954	.657
10. Arizona	1905	115	1,851	966	.657
11. Louisville	1912	106	1,759	940	.652
12. VCU	1974	47	955	519	.648
13. Murray State	1926	95	1,676	916	.647

■ **Card Clips** — **Dre Davis** scored 10 points at North Carolina on Feb. 21, his 10th game this season in double figures and third in his last seven games. He matched a season-high with 18 points vs. Miami and scored eight at Wake Forest. He has averaged 7.7 points over his last 10 games ... **Sydney Curry** has scored 159 points in his last 15 games after combining for 33 points over his first 12 games this season. He is averaging 10.6 points and 5.9 rebounds over his last 15 games. Curry leads the Cardinals in field goal percentage (.685; 85-of-124), and is the only UofL regular shooting above 50 percent from the field. Louisville's current .424 field goal percentage is its lowest since UofL shot .422 during the 2011-12 season ... **Malik Williams** has scored in double figures in 16 games this season, including eight of his last 11. Williams made 36.5 percent of his three-pointers in ACC games (19-of-52). He is fifth in the ACC in rebounding (7.8 rpg) and 59th in the nation in defensive rebounding (6.0 per game).

NCAA Sweet 16 Appearances (since 1975)	
North Carolina	29
Duke	27
Kentucky*	27
Kansas	23
UCLA*	20
Syracuse*	20
Arizona	18
Michigan State	18
Louisville*	17
Indiana	17

*does not include vacated appearances

NCAA Elite Eight Appearances (since 1951)	
Kentucky	34
North Carolina	26
Duke	22
Kansas	22
UCLA*	21
Michigan State	14
Kansas State	12
Louisville*	11
Arizona	11
UConn	11
Indiana	11
Villanova	11

*does not include vacated appearances

■ **10 NBA Draft Picks in Last Nine Years** -- A total of 77 former Louisville players have been selected in the NBA Draft, including 10 in the last nine years. UofL is eighth in the nation with 25 first-round draft picks and Louisville is one of just 10 schools in the nation with 70+ draft picks. A total of 20 former UofL players have played in the NBA over the last nine years.

The Cardinals' latest NBA draft selection was David Johnson, who was selected in the second round of the 2021 NBA Draft by the Toronto Raptors with the 47th pick overall. Carlik Jones also signed a free agent agreement with the Dallas Mavericks in 2021.

In addition to Johnson, those recent picks include Jordan Nwora (2020, 2nd round, 45th overall selection, Milwaukee Bucks), Ray Spalding (2018, 2nd round, 56th, Philadelphia 76ers), Donovan Mitchell (2017, 1st round, 13th, Denver Nuggets), Chinanu Onuaku (2016, 2nd, 37th, Houston Rockets), Terry Rozier (2015, 1st, 16th, Boston Celtics), Montrezl Harrell (2015, 2nd, 32nd, Houston Rockets), Russ Smith (2nd, 47th, Philadelphia 76ers), Gorgui Dieng (2013, 1st, 21st, Utah Jazz) and Peyton Siva (2013, 2nd, 56th, Detroit Pistons). Mitchell won the 2018 Verizon NBA Slam Dunk Contest, was runner-up for the 2018 NBA Rookie of the Year and was a member of the 2020 and 2021 NBA All-Star team. Harrell was the 2020 NBA Sixth Man of the Year.

Four other recent Cardinals reached the NBA as undrafted free agents over the last five years, including Deng Adel (Cleveland Cavaliers, 2018), Jaylen Johnson (Chicago Bulls, 2018), Mangok Mathiang (Charlotte Hornets, 2017) and Damion Lee (Atlanta Hawks/Golden State Warriors, 2017).

Louisville has produced 25 first-round NBA Draft choices, including 12 in the top ten and six among the top three picks (Pervis Ellison first in 1989; Wes Unseld second in 1968; Darrell Griffith second in 1980; Charlie Tyra second in 1957; Rodney McCray third in 1983; George Hauptfuhrer third in 1948).

■ **Eight Former UofL Assistants Are Head Coaches** -- Eight former Louisville assistant coaches are active head coaches. The list includes Mike Balado at Arkansas State, Mick Cronin at UCLA; Scott Davenport at Bel-larmine; Kevin Keatts at NC State, Steve Masiello at Manhattan; Greg Paulus at Niagara, Richard Pitino at New Mexico and Kevin Willard at Seton Hall. Seven former UofL assistants have guided their teams to NCAA Tournament appearances over the last seven years (since 2014; Cronin, Davenport, Keatts, Masiello, Marvin Menzies, Pitino and Willard).

■ **Seven of Last 11 NCAA Champions Have Played in Louisville** - The eventual national champion has played in Louisville's home arena, the KFC Yum! Center, in seven of the arena's 11 seasons in existence. Louisville faced eventual champions Connecticut (2011, 2014), Duke (2015) and Virginia (2019) in home games, Kentucky won a pair of games in the 2012 second and third rounds in the KFC Yum! Center, 2016 Champion Villanova won the NCAA South Regional in Louisville, and UofL won the 2013 itself. UofL played 2017 Champion North Carolina, but it was in Chapel Hill.

Louisville RPI/NET & Strength of Schedule Last 15 Years		
Year	NET	SOS
2021-22	138	63
2020-21	56	46
2019-20	8	18
2018-19	22	4
Year	RPI	SOS
2017-18	42	10
2016-17	11	3
2015-16	16	38
2014-15	19	16
2013-14	16	49
2012-13	2	4
2011-12	10	2
2010-11	17	11
2009-10	45	11
2008-09	7	12
2007-08	10	4

Cardinals in the NCAA Tournament

■ Louisville made its 39th NCAA Tournament appearance in 2019. The Cards have reached the Sweet 16 on 17 occasions and have advanced to the Elite Eight 11 times. Louisville is seventh in NCAA Tournament appearances (39), ninth in tournament victories (61) and sixth in tournament games (102). UofL has a 61-41 overall NCAA Tournament record, reaching the Final Four eight times. *(Louisville had 43 NCAA Tournament and 21 Sweet 16 appearances before four of each in 2012, 2013, 2014 and 2015 -- plus three Elite Eights and a 15-3 record -- were vacated by the NCAA Committee on Infractions.)*

■ Louisville is tied for eighth with 17 Sweet 16 appearances since the NCAA began Sweet 16 records in 1975 (years: 1975, 1978, 1979, 1980, 1982, 1983, 1984, 1986, 1988, 1989, 1993, 1994, 1996, 1997, 2005, 2008, 2009; Sweet 16 appearances in 2012, 2013, 2014, and 2015 were vacated).

■ Louisville is tied for seventh with 11 Elite Eight appearances since the NCAA began Elite Eight records in 1951 (years: 1959, 1972, 1975, 1980, 1982, 1983, 1986, 1997, 2005, 2008, 2009; Elite Eight appearances in 2012, 2013, and 2015 were vacated).

■ The NCAA Champion has come from Louisville's conference in six of the last 10 years (2011-21), including the 2019 champion in ACC member Virginia. A team was not crowned in 2020 due to the COVID-19 pandemic. In that 10-year period, Louisville has participated in the Big East, American and Atlantic Coast Conferences.

All-Time NCAA Final Four Appearances	
North Carolina	20
UCLA	17
Kentucky	17
Duke	16
Kansas	14
Ohio State	11
Michigan State	10
Louisville	*8
Indiana	8

UofL in the NCAA Tournament *	
NCAA Tournament Appearances	39
All-Time NCAA Tourn. Record	61-41
Sweet 16 Appearances	17
Elite Eight Appearances	11
Final Four Appearances	8
NCAA Championships	2
Mack's NCAA Tourn. Record	11-9
Mack's NCAA Tourn. Appearances	9

* does not include a 15-3 record, four NCAA Tournament, four Sweet 16, and three Elite Eight appearances in 2012-15 -- plus the 2012 and 2013 Final Fours and 2013 NCAA Title

Louisville Top College Basketball Market

-- Louisville is consistently the highest-rated television market for college basketball on ESPN. Louisville has been the top market each of the last 19 years and every year since ESPN began tracking the data. Louisville's average 4.2 rating for the 2018-19 season led all markets and was well ahead of second-place Knoxville, which averaged a 2.9 rating, in the most recent figures available. The remaining top five was Raleigh-Durham (2.8), Greensboro-High Point (2.7) and Kansas City (2.5). The Cardinals' NCAA Sweet 16 game against Kentucky in 2014 drew a 51.5 rating and 73 share, making it the second highest-rated event in Louisville television history. UofL's 2013 NCAA Championship game vs. Michigan (later vacated) is the top-rated television event all-time in the Louisville market. Louisville was No. 3 ESPN market for women's basketball in 2019 (0.5) and was the No. 11 ESPN/ABC market for college football in 2016 (3.5 average rating).

■ **Top Rated Semifinal Game** — Louisville's 1983 Final Four game against Houston set a record as the most-watched national semifinal game in history. The game had a 17.8 rating and 33 share, and it was viewed by 14,800,000 households on CBS.

Cardinals Active in Pro Basketball

NBA		
Name	Yrs. @ UofL	Team
Gorgui Dieng	'10-13	Atlanta Hawks
Montrezl Harrell	'12-15	Washington Wizards
David Johnson	'19-21	Toronto Raptors
Damion Lee	'15-16	Golden State Warriors
Donovan Mitchell	'15-17	Utah Jazz
Jordan Nwora	'17-20	Milwaukee Bucks
Terry Rozier	'13-15	Charlotte Hornets
Foreign/G-League Teams		
Deng Adel	'15-18	Maine Celtics (G-League)
Chane Behanan	'11-14	Santeros de Aguada (Puerto Rico)
Wayne Blackshear	'11-15	Maine Celtics (G-League)
Rakeem Buckles	'09-12	Hapoel Haifa (Israel)
Earl Clark	'06-09	Gran Canaria (Spain)
Taquan Dean	'02-06	Montpellier (France)
(now Taqwa Pinero)		
Steven Enoch	'18-20	Baskonia (Spain)
Khwan Fore	'18-19	Kolubara (Serbia)
Tony Hicks	'16-17	Bochum (Germany)
Terrence Jennings	'08-11	Hitech Bangkok (Thailand)
Jaylen Johnson	'14-17	Motor City Cruise (G-League)
Carlik Jones	'20-21	Texas Legends (G-League)
VJ King	'16-19	Westchester Knicks (G-League)
Lamar Kimble	'19-20	Worcester W. (U. Kingdom)
Preston Knowles	'07-11	Mono Vampire (Thailand)
Kyle Kuric	'08-12	FC Barcelona Lassa (Spain)
Trey Lewis	'15-16	KK Mornar-Barsko (Montenegro)
Anas Mahmoud	'14-18	Al Zamalek (Egypt)
Mangok Mathiang	'13-17	Cedevita Olimpija (Slovenia)
Angel Nunez	'11-12	Maccabi Haifa (Israel)
Chinanu Onuaku	'14-16	Bnei Hertzeliya (Israel)
Juan Palacios	'04-08	Jonavas Cbet (Lithuania)
Samardo Samuels	'08-10	Libertadores (Mexico)
Peyton Siva	'09-13	NZL Breakers (Australia)
Chris Smith	'11-13	Maccabi Haifa (Israel)
Jerry Smith	'06-10	Lavrio BC (Greece)
Russ Smith	'10-14	Ft. Wayne Mad Ants (G-League)
Quentin Snider	'14-18	AEK Larnaca (Cyprus)
Edgar Sosa	'06-10	Al Zamalek (Egypt)
Ray Spalding	'15-18	Rio Grande Valley Vipers (G)
Kevin Ware	'11-14	Novi Pazar (Serbia)

■ **Cards Have Had Productive Defense** — Recent Louisville teams have been known for their defensive intensity and third-year UofL Coach Chris Mack has kept the Cardinals’ strong defensively. Louisville was 40th in the nation in adjusted defensive rankings by KenPom analytics for the 2020-21 season when the Cardinals were 28th in the nation in three-point field goal percentage defense (.305), 46th in rebound margin (+4.8) and 62nd in scoring defense (66.5 ppg).

UofL has limited 76 opponents over the last seven seasons under 60 points (90 in the last eight years), including 16 times below 50 (once this year). Louisville has ranked among the nation’s top 30 in field goal percentage defense in 13 of the past 18 years. Over the last seven years, UofL has held 95 opponents under 40 percent shooting from the field (seven this season, eight in 2020-21, 18 in 2019-20, 17 in 2018-19), 49 under 36 percent, and 22 under 33 percent.

■ **Statistical Trends** — UofL is 217-13 over the last 20 seasons when scoring 80 or more points (2-1 this season, 2-0 in 2020-21, 10-0 in 2019-20, 11-2 in 2018-19) ... Over the past 20 years, Louisville is 166-8 when shooting 50 percent or better from the field (2-1 this season, 3-0 in 2020-21, 9-0 in 2019-20) ... UofL is 399-53 when holding its opponent below 70 points over the last 20 years (11-4 this season, 10-2 in 2020-21, 19-2 in 2019-20, 13-4 in 2018-19).

■ **Dorm Will Bear Crum’s Name** -- Denny Crum Hall made possible by L&N Federal Credit Union will be the name of a new University of Louisville residence hall, located across Floyd Street from the Planet Fitness Kueber Center that will be built for occupancy by the fall 2022 semester and will house several Cardinal student-athletes. The \$23.5 million, 128-bed residence hall is a partnership among UofL Athletics, UofL Campus Housing and a third-party developer consisting of Buffalo Construction and Larry Gough. L&N Federal Credit Union provided a \$2.25 million gift to the Cardinal Athletic Fund to promote the legacy of UofL Athletics through naming the facility in Crum’s honor. Men’s and women’s basketball and women’s lacrosse student-athletes as well as other university students will be housed in the new residence hall. Crum participated in a ceremonial groundbreaking at the site on March 2, the date of his 84th birthday.



■ **Cards Have Been Tough on the Road** — UofL has a 90-76 record over the last 16 years on its opponent’s home court (.542). Louisville has posted a 34-38 conference road record in its eight years in the ACC (2-8 this year, 4-3 last year). UofL had the most road victories of any school in Big East Conference games over its last seven years in that league and was a league-best 8-1 in its road games in The American during the 2013-14 season. The Cards have an 80-62 record in conference games on the road over the last 17 seasons (.563). In neutral site games, Louisville has a 43-16 record over the last eight years (.729) and a 53-23 neutral site record over the last 11 years (.697).

UofL National Ranking in Field Goal Percentage Defense	
2003-04	2nd
2004-05	8th
2005-06	49th
2006-07	25th
2007-08	8th
2008-09	22nd
2009-10	161st
2010-11	12th
2011-12	6th
2012-13	37th
2013-14	20th
2014-15	23rd
2015-16	9th
2016-17	20th
2017-18	41st
2018-19	30th
2019-20	13th
2020-21	118th
2021-22	192nd

Louisville Career Double-Doubles

Player	Year	Points	Rebounds
Malik Williams (12)			
Georgia Tech (N)	3/8/22	14 pts.,	10 reb.
Duke (H)	1/29/22	10 pts.,	12 reb.
Pittsburgh (A)	1/15/22	12 pts.,	13 reb.
Georgia Tech (A)	1/2/22	20 pts.,	11 reb.
SE Louisiana (H)	12/14/21	15 pts.,	10 reb.
NC State (A)	12/4/21	14 pts.,	12 reb.
Maryland (N)	11/27/21	13 pts.,	12 reb.
Syracuse (H)	2/19/20	14 pts.,	13 reb.
Pittsburgh (H)	12/6/19	13 pts.,	11 reb.
Notre Dame (H)	3/3/19	16 pts.,	13 reb.
Miami (H)	1/6/19	19 pts.,	11 reb.
Lipscomb (H)	12/12/18	10 pts.,	13 reb.
Samuelli Williamson (5)			
Southern (H)	11/9/21	14 pts.,	14 reb.
Duke (A)	2/27/21	14 pts.,	12 reb.
Georgia Tech (H)	2/1/21	20 pts.,	18 reb.
Pittsburgh (A)	12/22/20	14 pts.,	12 reb.
Wake Forest (A)	1/13/21	15 pts.,	11 reb.
Jae'Lyn Withers (3)			
Notre Dame (H)	2/23/21	12 pts.,	13 reb.
Virginia Tech (H)	1/6/21	16 pts.,	12 reb.
Miami (A)	1/16/21	18 pts.,	11 reb.
Sydney Curry (3)			
Virginia (H)	3/5/22	24 pts.,	14 reb.
Virginia Tech (A)	3/1/22	18 pts.,	11 reb.
NC State (H)	1/12/22	22 pts.,	10 reb.
Matt Cross (1)			
North Carolina (H)	1/2/22	13 pts.,	15 reb.

Cardinals on Social Media

	Twitter	Instagram
Mike Pegues	@CoachPegues	
Sam Bearden	@SamBearden2	@sam.bearden
Brad Colbert	@BradCOLbert	@bradcolbert45
Matt Cross	@mcsnipes33	@mcsnipes14
Sydney Curry	@Bigticket_sc	@big_ticketsc
Dre Davis	@DAndreDavis	@dandredavis
El Ellis	@eellis3	@eellis3
Mason Faulkner		@masonfaulkner11
Mike James	@MichaelToReal0	@mikejames0
Noah Locke	@_NoahLocke	@noahlocke
Ashton Myles-Devore	@ashton_md21	@ashtonmd_
Drew Schultz	@dr00schultz	
JJ Traynor	@JJTraynor20	@jjtraynor_
Jarrod West	@jarrod_west	@jarrod_west23
Roosevelt Wheeler	@z4rose	@esor.1
Malik Williams	@leek_willi	@leek_willi
Samuelli Williamson	@Samuelli	@samuelli
Jae'Lyn Withers	@jaelynwithers	@jaelynwithers
Gabe Wiznitzer	@GabeWiznitzer	@gabewiz

UofL Radio Network Affiliates

WHAS	840 AM	Louisville, Ky.
<i>(Flagship Station)</i>		
WKRD	790 AM	Louisville, Ky.
WCKY	1530 AM	Cincinnati, Ohio
WLKT	103.9 FM	Lexington, Ky.
WSFC	1240 AM	Somerset, Ky.
WYMC	1430 AM	Mayfield, Ky.
WLME	102.7 FM	Owensboro, Ky.
WPAD	1560 AM	Paducah, Ky.
WCCK	95.7 FM	Calvert City, Ky.

Sirius XM Satellite Radio (channels vary)

The radio broadcast is also available for a fee through GoCards.com and CardsMobile, the Cards’ official Android/iPhone app. Broadcasts are also available by listening to one of the above stations through the iHeart Radio app, such as this link to WHAS: <https://uofl.me/2Pew2dY>



■ **12th Season in KFC Yum! Center** -- UofL is playing its 12th season in 2021-22 in the spectacular KFC Yum! Center, located on the banks of the Ohio River in downtown Louisville. The 22,090-seat multi-purpose arena was built at a cost of \$238 million and includes 71 luxury suites, 62 four- or six-seat premium boxes, over 2,000 side-court club seats and four party suites with a seating capacity of 32 each.

UofL’s men’s and women’s teams have permanent locker rooms. There are five additional team locker rooms, two officials locker rooms, five star dressing rooms, a full-function media work room and a full-sized basketball practice court on the event level. The seven levels of the arena (including the upper catwalk) include a collective 721,762 square feet, or roughly the area of 13 football fields.

After passing through the one and a half acre landscaped entry plaza that features a basketball-themed fountain, entering fans can visit the 2,500-square foot UofL adidas store or head to their seats using one of the eight escalators or seven elevators within the building.

Lounge space is abundant within the arena. Four spacious donor rooms are available for Cardinal fans, including three that overlook the Ohio River. The 7,000-square foot main concourse restaurant overlooks the river and a main concourse sports bar has views directly into the arena bowl. Two 4,000-square foot club lounges on the event level, as well as the terrace club and premium box lounges, provide amenities for their respective patrons. The KFC Yum! Center served as the site for the NCAA Men’s Basketball Tournament second and third rounds in 2012 and 2015, the NCAA South Regional in 2016 and 2019 and was the site for the 2012 NCAA Women’s Volleyball Championship. A 2023 NCAA men’s basketball regional will be staged in the KFC Yum! Center.

Last time an individual had ...

	For Louisville	For A Louisville Opponent
30 or more points	37 by Jordan Nwora vs. Boston College (1/29/20)	33 by David Jones, DePaul (12/10/21)
35 or more points	37 by Jordan Nwora vs. Boston College (1/29/20)	37 by Matthew Hurt, Duke (2/27/21)
20 points in a half	20 by El Ellis vs. North Carolina, 2H (2/1/22)	23 by Caleb Mills, Florida State - first half (1/8/22)
15 or more rebounds	15 by Matt Cross vs. North Carolina (2/1/22)	15 by Armando Bacot, North Carolina (2/21/22)
20 or more rebounds	23 by Ellis Myles vs. Tennessee St. (12/1/01)	22 by Armando Bacot, North Carolina (2/1/22)
20 points + 20 rebounds	Pervis Ellison at Virginia Tech, 21 pts., 22 reb. (2-27-88)	Dwayne Whitfield, Jackson St., 24 pts, 21 reb. (11-23-94)
A four-point play	Ryan McMahan vs. Wake Forest (2/5/20)	Isaiah Wong, Miami (2/16/22)
12 made free throws	13 by Christen Cunningham vs. Minnesota, 13 att. (3/21/19)	13 by Jake LaRavia, Wake Forest (2/26/22)
7 made three-point goals	7 by Ryan McMahan vs. NC State (2/1/20)	7 by Tomas Woldetensae, Virginia in 10 att. (2/8/20)
10 or more assists	12 by Darius Perry vs. Youngstown State (11/10/19)	10 by M.J. Walker, Florida State (1/18/21)
5 or more blocked shots	5 by Anas Mahmoud vs. Florida State (3/7/18)	8 by Nick Ongenda, DePaul (12/10/21)
5 or more steals	5 by Jarrod West vs. Western Kentucky (12/18/21)	5 by Madut Akec, Detroit Mercy (11/20/21)

The Last Time a Team ...

	Louisville	Opponent
Scored 100 points	104-54 win over Southern (11/13/18)	101-104 5OT loss to Notre Dame (2/9/13)
Scored less than 50 points	75-43 loss at Virginia Tech (3/1/22)	79-44 victory over Evansville (11/25/20)
Scored 60 points in a half	61 vs. Grand Canyon; 1st H of 111-63 win (12/5/15)	60 by Tulane; 2nd H of 109-96 win (1/18/90)
Scored under 20 points in a half	18 vs. Wisconsin; 1H of 85-48 loss (12/19/20)	16 by Evansville 1H, 79-44 UL win (11/25/20)
Had a +20 Rebound Margin	26 (51-25) vs. Maryland (11/27/21)	26 (57-31) by Kentucky (12/31/11)
Grabbed 60 or more rebounds	60 vs. Jacksonville State (11/17/14)	60 by George Mason (1/4/94)
Grabbed less than 25 rebounds	19 vs. Virginia (2/6/17)	18 by Evansville (11/25/20)
Shot 60% or better from the field	.609 (28-46) vs. Prairie View A&M (11/29/20)	.633 (31-49) by Notre Dame (1/22/22)
Shot 30% or below from the field	.259 (14-54) vs. Syracuse (2/20/19)	.292 (19-65) by Boston College (1/19/22)
Shot 70% from the field for a half	.714 (20-28) vs. Pittsburgh in 1st H (1/24/17)	.765 (13-17) by Georgetown in 2nd H (1/31/11)
Made 5 or less free throws	3 at Virginia Tech (in 7 attempts; 3/1/22)	2 by Clemson (in 4 attempts, 2/19/22)
Made 15 three-point goals	15 (in 35 attempts) vs. North Carolina (2/1/22)	15 by Notre Dame (1/22/22)
Made No three-point goals	0 vs. Pittsburgh (2/11/15)	0 by Cal State Northridge (12/23/14)
Shot 60% from the three-point line	.600 (12-20) vs. Georgia Tech (2/9/18)	.652 (15-23) by Notre Dame (1/22/22)
Handed out 25 or more assists	28 vs. UCF (12/31/13)	29 by North Carolina (2/12/21)
Handed out 5 or less assists	1 vs. Kentucky (12/27/14)	5 by Youngstown State (11/10/19)
Committed 25 or more turnovers	26 vs. West Virginia (1/31/09)	25 by FIU (12/5/14)
Committed 5 or fewer turnovers	3 vs. Virginia (3/6/21)	5 by Virginia (3/6/21)
Blocked 10 or more shots	10 vs. Albany (12/20/17)	14 by Connecticut (3/4/06)
Had No Blocked Shots	0 vs. NC State (1/12/22)	0 by Georgia Tech (3/8/22)
Had 15 or more steals	15 vs. Georgia Tech (2/8/18)	19 by Rutgers (3/13/14)
Had No Steals	0 vs. Saint Louis (2/12/03)	0 by Saint Louis (3/22/14)

Louisville Top Efforts Last 20 Years*(Since 2001-02)***Longest winning streak (single-season):** 17 games (2002-03)**Longest winning streak (multiple-season span):** 21 games (last 16 G of 2012-13, first 5 G of 2013-14)**Longest conference winning streak:** 10, three times -- 2008-09, 2012-13, & 2019-20 seasons**Longest losing streak:** 7 games (2021-22)**Longest conference losing streak:** 7 games (2021-22)**Most points scored in a game:** 114 vs. Western Kentucky, 12-22-10 (UL 114, WKU 82)**Fewest points scored in a game:** 43 vs. Virginia Tech, 3-1-22 (VT 75, UL 43)**Most points allowed in a game:** 104 vs. Notre Dame, 2-9-13 (UND 104, UL 101, 5 ot)**Fewest Points Allowed in a Game:** 26 vs. Savannah State, 11-24-14 (UL 87, SSU 26)**Fewest Points Allowed in a Conference Game:** 31 vs. Rutgers, 3-13-14 (UL 92, RU 31)**Largest Margin of Victory:** 64 vs. Morehead St., 12-27-04 (UL 104, USA 40)**Largest Margin of Victory in a Conference Game:** 61 vs. Rutgers, 3-13-14 (UL 92, RU 31)**Largest losing margin:** 37 at Wisconsin, 12-19-20 (UW 85, UL 48)**Fewest points scored in a win:** 45 vs. Cleveland State, 11-26-14 (UL 45, CSU 33)**Most points allowed in a win:** 90 vs. Virginia Tech, 2-18-17 (UL 94, VT 90)**Most points scored in a loss:** 101 vs. Notre Dame, 2-9-13 (UND 104, UL 101, 5 ot)**Fewest points allowed in a loss:** 52 vs. Drexel, 12-14-10 (DU 52, UL 46); vs. Syracuse, 2-13-12 (SU 52, UL 51); vs. Virginia, 2-17-15 (UVa 52, UL 47)**Largest deficit overcome to win a game:** 20 vs. West Virginia, 3-26-05 (UL 18, WVU 38)**Largest lead given up in a loss:** 23 vs. Duke, 2-12-19 (UL 59, DU 36)**Highest shooting percentage:** .667 vs. North Carolina Central, 11-17-19 (UL 87, UNCC 58)**Highest shooting percentage in a conference game:** .652 vs. Pittsburgh, 1-25-15 (UL 80, Pitt 68)**Lowest shooting percentage:** .259 vs. Kentucky, 12-27-14 (Kentucky 58, UL 50)**Lowest shooting percentage in a conference game:** .259 vs. Syracuse, 2-20-19 (Syracuse 69, UL 49)**Highest 3-point percentage:** .778 vs. Memphis, 2-4-04 (UL 58, UM 62)**Highest 3-point percentage in a conference game:** .778 vs. Memphis, 2-4-04 (UL 58, UM 62)**Lowest 3-point percentage:** .000 vs. Pittsburgh, 2-11-15 (UL 69, Pitt 56)**Lowest 3-point percentage in a conference game:** .000 vs. Pittsburgh, 2-11-15 (UL 69, Pitt 56)**Most three-pointers:** 22 vs. Hartford, 11-17-07 (UL 104, UH 69)**Free throws made:** 42 vs. Nicholls, 11-8-18 (in 55 attempts; UL 85, NSU 72)**Most assists:** 34 vs. VMI, 12-23-04 (UL 107, VMI 56)**Most blocked shots:** 18 vs. Holy Cross, 12-7-03 (UL 56, HC 40)

0 Noah Locke

G 6-3 210 Sr. - Tr. Baltimore, Md. (University of Florida)



- Transfer from the University of Florida, where he played three seasons and ranks among the Gators' career top 10 in three-pointers.
- Scored 16 points against Georgia Tech in the ACC Tournament first round, adding season highs of seven rebounds and four assists.
- Has made multiple three-pointers in 20 games and at least three of them in 13 games this season. Locke made 38 percent of his three-pointers in ACC games (41-of-108).
- Passed 1,200 career points with 14 at Wake Forest.
- Ranks 12th in the ACC in three pointers made per game (2.1).
- Scored his 1,100th collegiate point against NC State when he totaled 13 points and matching season highs of four rebounds and three assists and came off of the bench for the first time this season.
- Double figure scorer in 18 games this season, in five of the last nine, 12 of the last 20 games, and in 67 games over his collegiate career. He has led the Cards in scoring in five games.
- Led the Cards with 17 points vs. Wake Forest on Dec. 29, connecting on a season-high 5-of-7 three-point goals and scoring 14 of his points in the second half.
- His five three-pointers were the most for Locke since knocking down five vs. Stetson on Dec. 6, 2020 while at Florida
- Matched his top scoring effort of the season with 20 points at Western Kentucky, his fifth col-

0 Noah Locke

Games With ...	Season	Career
Double-Figure scoring....	18	67
5 or more rebounds.....	1	11
4 or more assists.....	1	1
A blocked shot.....	2	7
A steal.....	11	52
A three-pointer.....	26	110
20+ points.....	2	5

Above career figures include Florida

- legiate game with 20 or more points.
- His 16 points against Southern on Nov. 9 is tied for the 11th most scored in a UofL debut.
- Led UofL with 20 points vs. Furman.
- Scored his 1,000th career point against Maryland (1,233 now) after scoring 933 points in three seasons at Florida and 300 in the Cardinals' 30 games.
- Averaged 10.6 points and 2.4 rebounds per game as a junior last season at Florida while making a team-high 57-of-141 three-pointers (.404).
- Locke's 217 career three-point field goals at Florida ranks ninth in Gator history.
- Had 49 career double-digit scoring efforts at Florida and 63 games with multiple three-pointers, including 10 career games with five or more threes.
- Scored a career-high 27 points as a freshman against Texas A&M (1/22/19), burying 7-of-13 three-point goals.
- Produced his only career double-double with 16 points and a career-best 10 rebounds against Long Beach State (12/28/19).
- Gathered a career-high four steals with 13 points against Xavier (11/24/19) in the championship game of the 2019 Charleston Classic.
- His parents Vanessa and Kyle – a MEAC All-Rookie selection in 1993 -- both played basketball for four years at Coppin State. His older brother Kayel, who is in his fifth professional basketball season currently with the Landstede Hammers in Zwolle, Netherlands, played four years at UNC Greensboro where he ranks sixth with 1,522 career points and seventh with 652 career rebounds. His younger sister Paris plays on the McDonogh School high school team.
- Has a 6-8 wingspan.
- Born May 10, 1999. Major is sport administration.

0 Noah Locke Game-by-Game

Opponent	Date	GS	Min	FG FGA			3-Point		FT	FTA	Rebounds				PF	FO	A	TO	Blk	Stl	Pts	Avg		
				Pct	FG	FGA	Pct	FG			FGA	Pct	Off	Def									Tot	Avg
SOUTHERN	11/09/21	*	25	5	13	.385	3	9	.333	3	4	.750	1	3	4	4.0	0	0	2	0	1	16	16.0	
FURMAN	11/12/21	*	31	8	19	.421	4	12	.333	0	0	.000	0	3	3	3.5	1	0	3	0	0	20	18.0	
NAVY	11/15/21	*	21	4	10	.400	1	5	.200	3	3	1.000	0	2	2	3.0	1	0	1	0	0	12	16.0	
DETROIT	11/20/21	*	27	6	9	.667	4	6	.667	0	0	.000	0	1	1	2.5	2	0	2	0	0	16	16.0	
vs. Mississippi St.	11/25/21	*	26	1	9	.111	0	3	.000	0	0	.000	0	3	3	2.6	1	0	1	0	0	2	13.2	
vs. Maryland	11/27/21	*	31	4	12	.333	3	8	.375	1	2	.500	0	2	2	2.5	2	0	1	2	0	12	13.0	
at Michigan St.	12/01/21	*	25	0	7	.000	0	2	.000	0	0	.000	1	2	3	2.6	1	0	3	0	0	0	11.1	
at NC State	12/04/21	*	31	4	13	.308	4	8	.500	0	0	.000	0	2	2	2.5	0	0	1	1	0	12	11.3	
DEPAUL	12/10/21	*	26	2	12	.167	2	9	.222	0	0	.000	1	1	2	2.4	0	0	1	2	0	0	6	10.7
SOUTHEASTERN LA	12/14/21	*	15	0	5	.000	0	5	.000	0	0	.000	0	2	2	2.4	2	0	0	1	0	1	0	9.6
at Western Ky.	12/18/21	*	31	8	18	.444	4	13	.308	0	0	.000	1	3	4	2.5	2	0	3	1	0	20	10.5	
WAKE FOREST	12/29/21	*	22	5	8	.625	5	7	.714	2	2	1.000	0	3	3	2.6	0	0	1	3	0	1	17	11.1
at Georgia Tech	01/02/22	*	32	3	7	.429	2	5	.400	2	4	.500	1	1	2	2.5	1	0	0	2	0	0	10	11.0
PITTSBURGH	01/05/22	*	30	4	9	.444	3	7	.429	2	4	.500	0	4	4	2.6	1	0	0	0	0	13	11.1	
at Florida St.	01/08/22	*	25	2	6	.333	2	5	.400	0	0	.000	0	0	0	2.5	2	0	2	2	0	0	6	10.8
NC STATE	01/12/22		32	4	8	.500	3	5	.600	2	3	.667	1	3	4	2.6	2	0	3	0	0	2	13	10.9
at Pittsburgh	01/15/22	*	29	4	10	.400	2	4	.500	0	0	.000	1	3	4	2.6	2	0	0	0	0	0	10	10.9
BOSTON COLLEGE	01/19/22	*	30	3	10	.300	3	7	.429	1	2	.500	1	2	3	2.7	2	0	0	0	0	2	10	10.8
NOTRE DAME	01/22/22	*	25	2	5	.400	1	2	.500	0	0	.000	1	0	1	2.6	0	0	0	1	0	0	5	10.5
at Virginia	01/24/22	*	20	1	8	.125	1	6	.167	0	0	.000	0	1	1	2.5	0	0	1	0	0	1	3	10.2
DUKE	01/29/22	*	19	1	4	.250	1	3	.333	0	0	.000	0	0	0	2.4	1	0	0	1	0	0	3	9.8
NORTH CAROLINA	02/01/22	*	32	2	10	.200	2	8	.250	2	2	1.000	1	2	3	2.4	1	0	1	0	0	0	8	9.7
at Syracuse	02/05/22	*	20	4	11	.364	3	10	.300	0	0	.000	0	1	1	2.3	1	0	1	1	0	1	11	9.8
at Notre Dame	02/09/22		18	1	6	.167	0	3	.000	0	0	.000	1	2	3	2.4	2	0	0	0	0	0	2	9.5
MIAMI (FL)	02/16/22		21	5	9	.556	1	3	.333	0	0	.000	0	2	2	2.4	0	0	1	1	0	0	11	9.5
CLEMSON	02/19/22		27	6	12	.500	3	8	.375	0	0	.000	0	2	2	2.3	1	0	2	0	0	1	15	9.7
at North Carolina	02/21/22		16	4	8	.500	1	4	.250	0	0	.000	0	1	1	2.3	1	0	1	0	0	1	9	9.7
at Wake Forest	02/26/22		30	6	12	.500	2	6	.333	0	0	.000	1	1	2	2.3	3	0	0	2	1	0	14	9.9
at Virginia Tech	03/01/22		29	0	3	.000	0	2	.000	0	0	.000	0	3	3	2.3	1	0	0	0	0	0	0	9.5
VIRGINIA	03/05/22	*	30	2	8	.250	2	5	.400	2	2	1.000	0	0	0	2.2	3	0	2	3	1	0	8	9.5
vs. Georgia Tech	03/08/22	*	37	6	16	.375	4	12	.333	0	0	.000	2	5	7	2.4	1	0	4	0	0	0	16	9.7

0 Noah Locke
Season/Career Highs at Louisville

Points..... 20 vs. Furman (11/12), at Western Kentucky (12/18)
 Reb. 7 vs. Georgia Tech (3/8)
 Asst..... 4 vs. Georgia Tech (3/8)
 Blocks.... 1 at Wake Forest (2/26), vs. Virginia (3/5)
 Steals..... 2 vs. NC State (1/12), vs. Boston College (1/19)
 FGM 8 vs. Furman (11/12), at Western Kentucky (12/18)
 FGA 19 vs. Furman (11/12)
 3FGM 5 vs. Wake Forest (12/29)
 3FGA 13 at Western Kentucky (12/18)
 FT 3 vs. Southern (11/9), vs. Navy (11/15)
 FTA 4 (three times) latest vs. Pittsburgh (1/5)

0 Noah Locke Statistics

Year	GP	GS	Min	Avg	FG	FGA	Pct	3FG	3FGA	Pct	FT	FTA	Pct	OReb	DReb	Reb	Avg	PF	FO	Ast	TO	Blk	Stl	Pts	Avg	
at Florida																										
2018-19	36	26	913	25.4	113	301	.375	81	214	.379	31	40	.775	22	60	82	2.3	48	0	21	13	0	16	338	9.4	
2019-20	31	29	922	29.7	115	268	.429	79	183	.432	20	28	.714	7	71	78	2.5	30	0	22	23	1	20	329	10.6	
2020-21	25	24	726	29.0	94	221	.425	57	141	.404	21	27	.778	10	50	60	2.4	37	0	17	27	5	16	266	10.6	
at Louisville																										
2021-22	31	24	813	26.2	107	297	.360	66	192	.344	20	28	.714	14	60	74	2.4	37	0	29	32	2	13	300	9.7	
Total	123	103	3374	27.4	429	1087	.395	283	730	.388	92	123	.748	53	241	294	2.4	152	0	89	95	8	65	1233	10.0	

1 Mike James

G/F 6-6 215 Fr. - HS Orlando, Fla. (Oak Ridge HS)

- Freshman guard/forward suffered a torn Achilles tendon in his left leg in practice on Oct. 6 and will miss the 2021-22 season. He had successful surgery on Oct. 8 to repair the injury.
- Averaged 19.4 points, 10.8 rebounds, 2.5 assists and 1.2 blocked shots per game to lead Oak Ridge to a 23-3 record and the state 7A semifinals. He shot 58 percent from the field, including 44 percent from three-point range, and made 79 percent of his free throws.
- The 2020-21 Orlando Sentinel boys basketball player of the year, he was also voted Class 7A Player of the Year in Florida by a panel of coaches and media.
- The 2021 FACA District 11 Class 7A Player of the Year, the versatile James was ranked No. 66 nationally by Rivals.com, No. 77 in the 247Sports national composite and No. 77 in the ESPN 100.
- James amassed 32 points and 24 rebounds in a regional win over Riverview on the way to the



state semifinals.

- Averaged 18.5 points, 6.1 rebounds and 1.3 assists as a junior in 2019-20 in helping Oak Ridge achieve a 21-9 record while reaching the Class 7A state semifinals.
- A 2019-20 first team all-state selection and Orlando Sentinel All-Area team member.
- James was a 7A State All-Tournament Team selection in 2020 when he scored 27 of his team's 55 points in the state semifinals before colliding with another player at the end of regulation (8-12 FG, 4-6 3FG, 7-8 FT). He missed the overtime period when his team fell.
- Born Sept. 9, 2002. Major is sport administration.

15 Drew Schultz

F 6-4 200 So. - Wk. Rockwall, Texas (Rockwall HS)

- Walk-on freshman forward who did not see game action in 2020-21.
- Suffered a knee injury in practice on Nov. 24 and is sidelined..
- Played four seasons at Rockwall (Texas) High School, including his final two years on the varsity squad.
- As a senior in 2019-20, Schultz helped Rockwall to a 21-14 record, falling in the second round of the regional tournament to the eventual state finalist.
- Played two seasons at Rockwall with current UofL teammate Samuel Williamson. Rockwell achieved a 30-6 record and reached the Class 6A regional semifinals in Schultz junior year alongside Williamson.
- Also played volleyball two seasons at Rockwall, earning second-team all-state honors as a



senior.

- Born Jan. 9, 2002 ... Major is sport administration.

15 Drew Schultz Season/Career Highs

Points.....	none
Reb.....	none
Asst.....	none
Blocks.....	none
Steals.....	none
FGM.....	none
FGA.....	none
3FGM.....	none
3FGA.....	none
FT.....	none
FTA.....	none

15 Drew Schultz

Games With ...	Season	Career
Double-Figure scoring.....	0	0
5 or more rebounds.....	0	0
4 or more assists.....	0	0
A blocked shot.....	0	0
A steal.....	0	0
A three-pointer.....	0	0
20+ points.....	0	0

15 Drew Schultz Game-by-Game

Opponent	Date	GS	Min	FG	FGA	3-Point		FT	FTA	Rebounds				PF	FO	A	TO	Blk	Stl	Pts	Avg
						Pct	FG			FGA	Pct	Off	Def								
none																					

15 Drew Schultz Statistics

Year	GP	GS	Min	Avg	FG	FGA	Pct	3FG	3FGA	Pct	FT	FTA	Pct	OReb	DReb	Reb	Avg	PF	FO	Ast	TO	Blk	Stl	Pts	Avg
2020-21	0	0	0	0.0	0	0	.000	0	0	.000	0	0	.000	0	0	0	0.0	0	0	0	0	0	0	0	0.0
2021-22	0	0	0	0.0	0	0	.000	0	0	.000	0	0	.000	0	0	0	0.0	0	0	0	0	0	0	0	0.0
Total	0	0	0	0.0	0	0	.000	0	0	.000	0	0	.000	0	0	0	0.0	0	0	0	0	0	0	0	0.0

20 Sam Bearden

F 6-5 200 So. - Wk. Louisville, Ky. (Holy Cross HS)

- Walk-on forward who has appeared in one career game, scoring three points at Wake Forest this season.
- First team Courier-Journal All-Region selection as a senior when he averaged 18.1 points and 8.2 rebounds for Holy Cross. He was selected to the all-tournament teams for the 21st District and 6th Region.
- Also honored as a 2020 Louisville Catholic Sports Student Athlete of the Year and was an all-tournament choice at 2019 King of the Smokies after producing 21 points and 13 rebounds in the final game.
- Finished his high school career as Holy Cross' second-leading all-time scorer with over 1,000 points.
- Also ran track (sprints) and played soccer (defense) at Holy Cross. As a junior, he was seventh in the Kentucky Class A state championship in the 200 and was a member of three relay teams as Holy Cross won the state team championship in 2019.
- Earned an academic scholarship to UofL.



- Had received interest from multiple NCAA Division II and ONAIA programs before deciding to walk on with the Cardinals (Alabama-Huntsville, Kentucky Wesleyan, Centre College, Transylvania, Holy Cross (IN), Lyon College, Thomas More, Indiana University-Southeast).
- His mother Missy played field hockey at UofL, his grandfather Bob Bearden played football for the Cardinals and his uncle Ed Voelker played basketball at Tennessee.
- Born Jan. 25, 2002 ... Major is undecided

20 Sam Bearden

Games With ...	Season	Career
Double-Figure scoring.....	0	0
5 or more rebounds.....	0	0
4 or more assists.....	0	0
A blocked shot.....	0	0
A steal.....	1	1
A three-pointer.....	0	0
20+ points.....	0	0

20 Sam Bearden Game-by-Game

Opponent	Date	GS	Min	FG	FGA	3-Point		FT	FTA	Rebounds				PF	FO	A	TO	Blk	Stl	Pts	Avg
						Pct	FG			FGA	Pct	Off	Def								
at Wake Forest	02/26/22	2	1	1	1.000	0	0	.000	1	2	.500	0	0	0	0	0	0	0	1	3	3.0

20 Sam Bearden Statistics

Year	GP	GS	Min	Avg	FG	FGA	Pct	3FG	3FGA	Pct	FT	FTA	Pct	OReb	DReb	Reb	Avg	PF	FO	Ast	TO	Blk	Stl	Pts	Avg
2020-21	0	0	0	0.0	0	0	.000	0	0	.000	0	0	.000	0	0	0	0.0	0	0	0	0	0	0	0	0.0
2021-22	1	0	2	2.0	1	1	1.000	0	0	.000	1	2	.500	0	0	0	0.0	0	0	0	0	0	1	3	3.0
TOTAL	1	0	2	2.0	1	1	1.000	0	0	.000	1	2	.500	0	0	0	0.0	0	0	0	0	0	1	3	3.0

20 Sam Bearden Season/Career Highs

Points.....	3 at Wake Forest (2/26)
Reb.....	none
Asst.....	none
Blocks.....	none
Steals.....	1 at Wake Forest (2/26)
FGM.....	1 at Wake Forest (2/26)
FGA.....	1 at Wake Forest (2/26)
3FGM.....	none
3FGA.....	none
FT.....	1 at Wake Forest (2/26)
FTA.....	2 at Wake Forest (2/26)

4 Roosevelt Wheeler

F/C 6-10 245 Fr. - HS Richmond, Va. (John Marshall HS)

■ Has been a backup at center for multiple games, averaging nearly seven minutes a game on the court in his 21 appearances. He has scored in 10 games and has multiple rebounds in five contests.

■ Suffered a concussion against Duke and missed the next two games. He returned to play at Notre Dame on Feb. 9.

■ Scored a career-best eight points vs. WKU (4-of-4 FGs) and had six points against Southeastern Louisiana.

■ Delighted Louisville fans in his debut against Navy with three points and three rebounds in nine minutes for his first court time this year. He scored four points against Maryland.

■ Averaged 15.8 points, 11.9 rebounds and 4.3 blocked shots as a junior in 2019-20 as one of five John Marshall High School players who averaged double figures in scoring. He helped his team achieve a 23-2 record and the 2020 Virginia 2A state championship, John Marshall's second state title in his three years



Games With ...	Season	Career
Double-Figure scoring.....	0	0
5 or more rebounds.....	2	2
4 or more assists.....	0	0
A blocked shot.....	4	4
A steal.....	4	4
A three-pointer.....	0	0
20+ points.....	0	0

Opponent	Date	GS	Min	FG	FGA	3-Point			Rebounds			Avg	PF	FO	A	TO	Blk	Stl	Pts	Avg			
						Pct	FG	FGA	Pct	FT	FTA										Pct	Off	Def
SOUTHERN	11/09/21	DNP																					
FURMAN	11/12/21	DNP																					
NAVY	11/15/21	9	1	2	.500	0	0	.000	1	2	.500	1	2	3	3.0	0	0	0	0	2	3	3.0	
DETROIT	11/20/21	1	0	0	.000	0	0	.000	0	0	.000	0	0	0	1.5	1	0	0	0	0	0	1.5	
vs. Mississippi St.	11/25/21	9	0	0	.000	0	0	.000	4	4	1.000	1	2	3	2.0	3	0	0	0	1	4	2.3	
vs. Maryland	11/27/21	8	2	2	1.000	0	0	.000	0	0	.000	0	1	1	1.8	1	0	0	1	0	4	2.8	
at Michigan St.	12/01/21	8	0	1	.000	0	0	.000	0	0	.000	1	0	1	1.6	3	0	0	0	1	1	2.2	
at NC State	12/04/21	2	0	0	.000	0	0	.000	0	0	.000	0	0	0	1.3	0	0	0	0	0	0	1.8	
DEPAUL	12/10/21	8	0	2	.000	0	0	.000	0	0	.000	3	2	5	1.9	0	0	0	0	1	0	1.6	
SOUTHEASTERN LA	12/14/21	6	2	2	1.000	0	0	.000	2	2	1.000	0	1	1	1.8	2	0	0	0	0	6	2.1	
at Western Ky.	12/18/21	20	4	4	1.000	0	0	.000	0	0	.000	1	2	3	1.9	0	0	1	1	1	0	8	2.8
WAKE FOREST	12/29/21	6	0	0	.000	0	0	.000	0	0	.000	0	3	3	2.0	0	0	0	0	0	0	2.5	
at Georgia Tech	01/02/22	DNP																					
PITTSBURGH	01/05/22	3	0	0	.000	0	0	.000	1	2	.500	1	1	2	2.0	0	0	0	0	0	1	2.4	
at Florida St.	01/08/22	DNP																					
NC STATE	01/12/22	2	0	0	.000	0	0	.000	0	0	.000	0	1	1	1.9	0	0	0	0	0	0	2.2	
at Pittsburgh	01/15/22	6	0	0	.000	0	0	.000	0	0	.000	0	0	0	1.8	1	0	0	0	1	0	2.0	
BOSTON COLLEGE	01/19/22	DNP																					
NOTRE DAME	01/22/22	DNP																					
at Virginia	01/24/22	8	1	1	11.000	0	0	.000	0	0	.000	1	1	2	1.8	1	0	0	0	0	2	2.0	
DUKE	01/29/22	4	0	0	.000	0	0	.000	0	0	.000	0	1	1	1.7	2	0	0	0	0	0	1.9	
NORTH CAROLINA	02/01/22	DNP																					
at Syracuse	02/05/22	DNP																					
at Notre Dame	02/09/22	13	1	3	.333	0	0	.000	0	0	.000	1	5	6	2.0	3	0	0	0	0	2	1.9	
MIAMI (FL)	02/16/22	9	0	1	.000	0	0	.000	1	2	.500	1	0	1	1.9	1	0	1	1	0	0	1.8	
CLEMSON	02/19/22	DNP																					
at North Carolina	02/21/22	1	0	0	.000	0	0	.000	0	0	.000	0	0	0	1.8	1	0	0	0	0	0	1.7	
at Wake Forest	02/26/22	9	1	1	11.000	0	0	.000	0	0	.000	0	2	2	1.8	2	0	0	1	0	1	2	
at Virginia Tech	03/01/22	4	0	0	.000	0	0	.000	0	0	.000	0	1	1	1.8	0	0	0	0	0	0	1.7	
VIRGINIA	03/05/22	2	0	0	.000	0	0	.000	0	0	.000	0	0	0	1.7	0	0	0	0	0	0	1.6	
vs. Georgia Tech	03/08/22	DNP																					

4 Roosevelt Wheeler Statistics

Year	GP	GS	Min	Avg	FG	FGA	Pct	3FG	3FGA	Pct	FT	FTA	Pct	OReb	DReb	Reb	Avg	PF	FO	Ast	TO	Blk	Stl	Pts	Avg
2021-22	21	0	138	6.6	12	19	.632	0	0	.000	9	12	.750	11	25	36	1.7	21	0	2	4	4	5	33	1.6
TOTAL	21	0	138	6.6	12	19	.632	0	0	.000	9	12	.750	11	25	36	1.7	21	0	2	4	4	5	33	1.6

there.

■ Wheeler did not have a senior season due to injury and Richmond (Va.) Public Schools canceled winter sports due to the pandemic and he was recovering from an Achilles injury.

■ A first-team all-state and all-region selection in 2019-20, Wheeler ranked No. 43 nationally by Rivals.com, 69th in the 247Sports.com composite rankings and No. 82 in the ESPN 100.

■ Known as “Big Rose,” Wheeler grew up in Atlanta before moving to Hampton, Va. in August of 2016. He moved to Richmond in 2017 and as a freshman, came off the bench to help John Marshall win the Virginia state 3A championship.

■ In Wheeler's sophomore year, John Marshall fell in overtime in the semifinals of the 3A state championship during its 21-5 season before the school moved to Class 2A for the 2019-20 season.

■ Born Jan. 15, 2003. Major is art.

4 Roosevelt Wheeler Season/Career Highs

Points..... 8 at Western Kentucky (12/18)
 Reb. 6 at Notre Dame (2/9)
 Asst..... 1 at Western Kentucky (12/18), vs. Miami (2/16)
 Blocks.... 1 (four times) latest at Pittsburgh (1/15)
 Steals..... 2 vs. Navy (11/15)
 FGM 4 at Western Kentucky (12/18)
 FGA 4 at Western Kentucky (12/18)
 3FGM..... none
 3FGA..... none
 FT..... 4 vs. Mississippi St. (11/25)
 FTA..... 4 vs. Mississippi St. (11/25)

10 Samuell Williamson

G/F 6-7 205 Jr. - 2L Rockwall, Texas (Rockwall HS)



■ Double-figure scorer in six games this season (17 career). He has started six games. He did not play in two recent games (coach's decision), but has played in the last six contributing an average of 4.8 points and 2.7 rebounds in the last six games.

■ Scored 10 points at Syracuse, his first game in double figures since Florida State on Jan. 8. Before that, he had a collective 19 points and 10 rebounds in his previous six games combined.

■ Fifth in rebounding (3.7 rpg) for the Cardinals.

■ Had 13 points and seven rebounds at Florida State,

■ His 12 points and eight rebounds against Wake Forest in his first start of the season surpassed his scoring total of nine points over the previous five games.

■ Produced his fourth career double-double in the opening game vs. Southern with 14 points and 14 rebounds.

■ Starting forward in 15 games last year, averaging 10.7

10 Samuell Williamson

Games With ...	Season	Career
Double-Figure scoring	6	17
5 or more rebounds	9	28
4 or more assists	1	3
A blocked shot	4	11
A steal	10	24
A three-pointer	2	18
20+ points	0	1

10 Samuell Williamson Game-by-Game

Opponent	Date	GS	Min	FG	FGA	Pct	3-Point		FT	FTA	Pct	Rebounds			PF	FO	A	Blk	Stl	Pts	Avg			
							FG	FGA				Off	Def	Tot										
SOUTHERN	11/09/21		27	6	12	.500	1	2	.500	1	3	.333	4	10	14	14.0	1	0	1	0	0	14	14.0	
FURMAN	11/12/21		17	1	6	.167	0	1	.000	0	0	.000	0	0	0	7.0	2	0	0	0	0	2	8.0	
NAVY	11/15/21		23	6	10	.600	0	1	.000	1	2	.500	1	3	4	6.0	2	0	1	2	1	1	13	9.7
DETROIT	11/20/21		21	2	8	.250	0	0	.000	0	0	.000	2	6	8	6.5	0	0	1	4	0	1	4	8.3
vs. Mississippi St.	11/25/21		26	7	12	.583	0	0	.000	1	4	.250	2	4	6	6.4	1	0	0	1	0	0	15	9.6
vs. Maryland	11/27/21		16	2	4	.500	0	0	.000	0	0	.000	1	4	5	6.2	4	0	1	2	1	0	4	8.7
at Michigan St.	12/01/21		6	0	1	.000	0	0	.000	0	0	.000	0	2	2	5.6	3	0	1	4	0	0	0	7.4
at NC State	12/04/21		4	0	0	.000	0	0	.000	0	2	.000	1	1	2	5.1	0	0	0	1	0	0	0	6.5
DEPAUL	12/10/21		10	0	3	.000	0	0	.000	0	0	.000	0	3	3	4.9	0	0	0	0	0	1	0	5.8
SOUTHEASTERN LA	12/14/21		19	2	6	.333	0	0	.000	3	4	.750	0	3	3	4.7	4	0	0	1	0	2	7	5.9
at Western Ky.	12/18/21		13	1	4	.250	0	0	.000	0	0	.000	2	2	4	4.6	1	0	1	1	0	0	2	5.5
WAKE FOREST	12/29/21	*	29	3	4	.750	0	0	.000	6	7	.857	2	6	8	4.9	1	0	0	1	0	0	12	6.1
at Georgia Tech	01/02/22	*	27	1	6	.167	0	1	.000	1	2	.500	0	4	4	4.8	0	0	4	1	0	0	3	5.8
PITTSBURGH	01/05/22	*	21	4	9	.444	0	1	.000	1	2	.500	1	4	5	4.9	2	0	2	0	1	0	9	6.1
at Florida St.	01/08/22	*	23	5	9	.556	0	1	.000	3	7	.429	4	3	7	5.0	1	0	0	2	0	0	13	6.5
NC STATE	01/12/22	*	11	0	4	.000	0	1	.000	0	0	.000	1	2	3	4.9	0	0	1	1	0	0	0	6.1
at Pittsburgh	01/15/22	*	15	1	4	.250	1	3	.333	0	0	.000	0	1	1	4.6	0	0	2	1	0	1	3	5.9
BOSTON COLLEGE	01/19/22		17	2	5	.400	0	0	.000	3	4	.750	0	4	4	4.6	1	0	0	1	0	2	7	6.0
NOTRE DAME	01/22/22		14	3	4	.750	0	0	.000	0	0	.000	1	1	2	4.5	2	0	0	0	0	1	6	6.0
at Virginia	01/24/22		14	0	1	.000	0	0	.000	0	0	.000	0	0	0	4.3	1	0	1	0	0	0	0	5.7
DUKE	01/29/22		13	0	0	.000	0	0	.000	3	4	.750	0	3	3	4.2	0	0	0	1	0	0	3	5.6
NORTH CAROLINA	02/01/22		11	0	3	.000	0	0	.000	2	2	1.000	0	1	1	4.0	0	0	2	0	0	0	2	5.4
at Syracuse	02/05/22		15	5	9	.556	0	1	.000	0	0	.000	1	1	2	4.0	1	0	3	2	0	0	10	5.6
at Notre Dame	02/09/22	DNP																						
MIAMI (FL)	02/16/22	DNP																						
CLEMSON	02/19/22		14	2	4	.500	0	0	.000	0	0	.000	0	2	2	3.9	1	0	1	1	0	1	4	5.5
at North Carolina	02/21/22		16	3	5	.600	0	0	.000	1	2	.500	2	1	3	3.8	0	0	0	0	1	1	7	5.6
at Wake Forest	02/26/22		22	3	4	.750	0	1	.000	1	2	.500	2	3	5	3.9	2	0	0	2	0	0	7	5.7
at Virginia Tech	03/01/22		10	2	21	.000	0	0	.000	0	0	.000	0	1	1	3.8	0	0	1	0	0	0	4	5.6
VIRGINIA	03/05/22		3	0	0	.000	0	0	.000	1	2	.500	0	0	0	3.6	0	0	0	0	0	0	1	5.4
vs. Georgia Tech	03/08/22		20	3	5	.600	0	0	.000	0	0	.000	2	3	5	3.7	2	0	1	1	0	1	6	5.4

points and 10.9 rebounds over the last seven games.

■ Honored on the 2021 All-ACC Academic team, his second straight year to earn the recognition.

■ Grabbed double-digit boards in seven games as a sophomore, including five of the last seven. He led the Cardinals in rebounding (8.1 rpg) and ranked third in the ACC. He pulled down six or more rebounds in 14 of his 18 games in 2020-21. His 8.9 rebounding average in ACC games was second in the league.

■ Totaled career highs of 20 points and 18 rebounds against Georgia Tech on Feb. 1, his third double-double and sixth double-figure scoring effort of the season.

■ Born Sept. 7, 2000 ... Major is business management.

10 Samuell Williamson Season Highs

Points..... 15 vs. Mississippi St. (11/25)
 Reb. 14 vs. Southern (11/9)
 Asst..... 4 at Georgia Tech (1/2)
 Blocks 1 (four times) latest at North Carolina (2/21)
 Steals 2 vs. Southeastern La. (12/14), vs. Boston College (1/19)
 FGM 7 vs. Mississippi St. (11/25)
 FGA 12 vs. Southern (11/9), vs. Mississippi St. (11/25)
 3FGM 1 vs. Southern (11/9), at Pittsburgh (1/15)
 3FGA 3 at Pittsburgh (1/15)
 FT 6 vs. Wake Forest (12/29)
 FTA 7 vs. Wake Forest (12/29), at Florida St. (1/8)

10 Samuell Williamson Career Highs


Points..... 20 vs. Georgia Tech (2/1/21)
 Reb. 18 vs. Georgia Tech (2/1/21)
 Asst..... 5 vs. Evansville (11/25/20)
 Blocks 2 at Pittsburgh (12/22/20)
 Steals 2 (three times) latest vs. Boston College (1/19/22)
 FGM 8 vs. Evansville (11/25/20), vs. Georgia Tech (2/1/21)
 FGA 14 vs. North Carolina (2/20/21)
 3FGM 3 vs. Wake Forest (1/13/21)
 3FGA 4 (five times) latest vs. Duke (3/10/21)
 FT 6 vs. Wake Forest (12/29/21)
 FTA 7 (three times) latest at Florida St. (1/8/22)

10 Samuell Williamson Statistics

Year	GP	GS	Min	Avg	FG	FGA	Pct	3FG	3FGA	Pct	FT	FTA	Pct	OReb	DReb	Reb	Avg	PF	FO	Ast	TO	Blk	Stl	Pts	Avg
2019-20	31	1	480	15.5	54	115	.470	9	27	.333	20	29	.690	27	50	77	2.5	49	0	18	35	5	10	137	4.4
2020-21	18	15	516	28.7	70	146	.479	9	36	.250	24	34	.706	37	108	145	8.1	42	1	22	31	2	5	173	9.6
2021-22	29	6	477	16.4	64	143	.448	2	13	.154	28	49	.571	29	78	107	3.7	32	0	24	31	4	12	158	5.4
TOTAL	78	22	1473	18.9	188	404	.465	20	76	.263	72	112	.643	93	236	329	4.2	123	1	64	97	11	27	468	6.0

12 JJ Traynor

F 6-8 200 So. - 1L Bardstown, Ky. (Bardstown HS)



■ Made his first career start against Miami on Feb. 16 and contributed two points and a career-best seven rebounds. He has played in just 10 games this season and four since Dec. 14. He has seen action in seven of the last eight games.

■ Contributed a season-high five points in eight minutes against Notre Dame, his first action since Dec. 14.

■ Buried a three-pointer in his five minutes on the court against Southeastern Louisiana, his first action since Nov. 12.

■ Was productive off the bench as a freshman, averaging 3.9 points, 2.0 rebounds in 13 minutes per game.

■ Swatted a team-high 11 blocked shots last season.

■ Connected on 49.1 percent of his field goals last season, including 5-of-10 three-pointers, while slamming six dunks.

■ Scored a freshman year best 11 points on a perfect 5-of-5 shooting with five rebounds in his collegiate debut vs. Evansville. His three dunks in the game tied the Louisville record for most dunks in a freshman debut.

■ Has a 7-2 wingspan.

■ Traynor's father Jason Osborne played two years at UofL (1993-95) and was a McDonald's All-American at Louisville Male High School, where he was Kentucky's Mr. Basketball in 1993. JJ slept in his dad's practice jersey as a child.

■ Born May 3, 2002 ... Major is sport administration with a minor in business.

12 JJ Traynor

Games With ...	Season	Career
Double-Figure scoring.....	0	1
5 or more rebounds	1	4
4 or more assists	0	0
A blocked shot	1	6
A steal	2	4
A three-pointer	2	6
20+ points	0	0

12 JJ Traynor Season Highs

Points..... 5 at Notre Dame (2/9)
 Reb. 7 vs. Miami (2/16)
 Asst. 1 vs. Miami (2/16)
 Blocks 1 vs. Clemson (2/19)
 Steals 1 vs. Miami (2/16), at Virginia Tech (3/1)
 FGM 2 at Notre Dame (2/9), vs. Clemson (2/19)
 FGA 6 vs. Miami (2/16)
 3FGM 1 vs. Southeastern La. (12/14), at Notre Dame (2/9)
 3FGA 2 at Notre Dame (2/9)
 FT none
 FTA none

12 JJ Traynor Career Highs

Points..... 11 vs. Evansville (11/25/20)
 Reb. 7 vs. Miami (2/16/22)
 Asst. 1 vs. Notre Dame (2/23/21), vs. Miami (2/16/22)
 Blocks..... 3 at Pittsburgh (12/22/20), at Wake Forest (1/13/21)
 Steals 1 (four times) latest at Virginia Tech (3/1/22)
 FGM 5 vs. Evansville (11/25/20)
 FGA 7 at Wisconsin (12/19/20)
 3FGM 2 at Wisconsin (12/19/20)
 3FGA 4 at Wisconsin (12/19/20)
 FT 3 at Clemson (1/27/21)
 FTA 4 (four times) latest at North Carolina (2/20/21)

12 JJ Traynor Game-by-Game

Opponent	Date	GS	Min	FG			3-Point			FT	FTA	Rebounds			PF	FO	A	TO	Blk	Stl	Pts	Avg
				F	G	A	Pct	F	G			A	Pct	O								
SOUTHERN	11/09/21	2	0	1	.000	0	0	.000	0	0	.000	1	0	1	1.0	1	0	0	0	0	0	0.0
FURMAN	11/12/21	6	0	0	.000	0	0	.000	0	0	.000	0	0	0	0.5	1	0	0	1	0	0	0.0
SOUTHEASTERN LA	12/14/21	5	1	11	0.000	1	11	0.000	0	0	.000	0	0	0	0.3	1	0	0	0	0	3	1.0
at Notre Dame	02/09/22	8	2	3	.667	1	2	.500	0	0	.000	1	0	1	0.5	0	0	0	1	0	0	2.0
MIAMI (FL)	02/16/22 *	28	1	6	.167	0	1	.000	0	0	.000	1	6	7	1.8	2	0	1	0	0	1	2.0
CLEMSON	02/19/22	9	2	3	.667	0	1	.000	0	0	.000	2	1	3	2.0	1	0	0	0	1	0	2.3
at North Carolina	02/21/22	9	1	2	.500	0	1	.000	0	0	.000	1	0	1	1.9	1	0	0	1	0	0	2.3
at Wake Forest	02/26/22	4	0	1	.000	0	0	.000	0	0	.000	0	0	0	1.6	1	0	0	1	0	0	2.0
at Virginia Tech	03/01/22	8	0	1	.000	0	0	.000	0	0	.000	0	1	1	1.6	1	0	0	1	0	1	1.8
VIRGINIA	03/05/22	3	0	0	.000	0	0	.000	0	0	.000	0	0	0	1.4	2	0	0	0	0	0	1.6
vs. Georgia Tech	03/08/22	DNP																				

12 JJ Traynor Statistics

Year	GP	GS	Min	Avg	FG	FGA	Pct	3FG	3FGA	Pct	FT	FTA	Pct	OReb	DReb	Reb	Avg	PF	FO	Ast	TO	Blk	Stl	Pts	Avg
2020-21	20	0	260	13.0	27	55	.491	5	10	.500	19	29	.655	14	26	40	2.0	23	1	1	8	11	2	78	3.9
2021-22	10	1	82	8.2	7	18	.389	2	6	.333	0	0	.000	6	8	14	1.4	11	0	1	5	1	2	16	1.6
TOTAL	30	1	342	11.4	34	73	.466	7	16	.438	19	29	.655	20	34	54	1.8	34	1	2	13	12	4	94	3.1

14 Dre Davis

G/F 6-5 210 So. - 1L Indianapolis. (Lawrence Central HS)

■ Scored 10 points at North Carolina on Feb. 21, his 10th game this season in double figures and third in his last seven games. He matched a season-high with 18 points vs. Miami and scored eight at Wake Forest. He has averaged 7.7 points over his last 10 games.

■ Missed the Cardinals' Jan. 19 game against Boston College after suffering a right ankle sprain in practice on Jan. 18. He returned to start the last 11 games.

■ Earned a perfect 4.0 GPA for the Fall 2021 semester.


■ Has scored nine or more points in six of his last 17 games.

■ Came off the bench for the first time this season at Georgia Tech and responded with 13 points, all in the second half. Davis had scored 14 points over the previous four games combined.

■ A starter at forward in the first 12 games, Davis was named to the Baha Mar Hoops Bahamas Championship All-Tournament team with his defensive efforts contributing to the honor.

■ Scored 11 points and grabbed seven rebounds at NC State, marking his fourth game in double figures in a five-game stretch.

■ Contributed a career-best four assists and was one shy of his career high with eight rebounds against DePaul.



14 Dre Davis

Games With ...	Season Career
Double-Figure scoring.....	10 18
5 or more rebounds.....	8 12
4 or more assists.....	1 1
A blocked shot.....	9 13
A steal.....	13 23
A three-pointer.....	9 17
20+ points.....	0 1

14 Dre Davis Game-by-Game

Opponent	Date	GS	Min	FG	FGA	Pct	3-Point			Rebounds						PF	FO	A	TO	Blk	Stl	Pts	Avg	
							FG	FGA	Pct	Off	Def	Tot	Pct											
SOUTHERN	11/09/21	*	12	0	3	.000	0	1	.000	0	0	.000	0	0	0	0.0	2	0	0	1	2	1	0	0.0
FURMAN	11/12/21	*	19	2	7	.286	0	1	.000	3	4	.750	0	1	1	0.5	2	0	0	0	0	0	7	3.5
NAVY	11/15/21	*	18	2	6	.333	0	2	.000	0	0	.000	1	0	1	0.7	2	0	0	1	1	0	4	3.7
DETROIT	11/20/21	*	24	7	14	.500	1	6	.167	3	5	.600	4	5	9	2.8	4	0	1	2	0	2	18	7.3
vs. Mississippi St.	11/25/21	*	17	4	8	.500	2	5	.400	2	2	1.000	3	4	7	3.6	1	0	2	2	0	0	12	8.2
vs. Maryland	11/27/21	*	22	2	7	.286	0	3	.000	2	2	1.000	3	1	4	3.7	3	0	0	1	0	1	6	7.8
at Michigan St.	12/01/21	*	34	7	12	.583	1	11	.000	0	0	.000	2	2	4	3.7	3	0	1	3	0	0	15	8.9
at NC State	12/04/21	*	27	5	13	.385	1	3	.333	0	0	.000	5	2	7	4.1	3	0	3	2	1	1	11	9.1
DEPAUL	12/10/21	*	26	2	11	.182	0	3	.000	2	2	1.000	3	5	8	4.6	4	0	4	2	2	0	6	8.8
SOUTHEASTERN LA	12/14/21	*	19	1	3	.333	0	0	.000	4	4	1.000	3	3	6	4.7	1	0	1	1	0	0	6	8.5
at Western Ky.	12/18/21	*	8	1	2	.500	0	1	.000	0	0	.000	0	1	1	4.4	3	0	0	1	0	0	2	7.9
WAKE FOREST	12/29/21	*	15	0	3	.000	0	0	.000	0	0	.000	0	2	2	4.2	3	0	1	1	0	0	0	7.3
at Georgia Tech	01/02/22		23	5	6	.833	1	11	.000	2	2	1.000	1	0	1	3.9	0	0	1	0	1	0	13	7.7
PITTSBURGH	01/05/22		12	2	4	.500	0	1	.000	1	1	1.000	0	0	0	3.6	1	0	2	1	0	1	5	7.5
at Florida St.	01/08/22		10	1	2	.500	1	11	.000	0	0	.000	0	2	2	3.5	0	0	1	0	0	3	7.2	
NC STATE	01/12/22		32	4	7	.571	0	0	.000	5	7	.714	1	4	5	3.6	4	0	2	3	0	1	13	7.6
at Pittsburgh	01/15/22		25	3	6	.500	0	1	.000	3	4	.750	0	3	3	3.6	2	0	0	1	0	0	9	7.6
BOSTON COLLEGE	01/19/22		DNP																					
NOTRE DAME	01/22/22	*	22	2	6	.333	0	1	.000	3	4	.750	0	0	0	3.4	0	0	1	0	1	3	7	7.6
at Virginia	01/24/22	*	15	2	5	.400	0	1	.000	0	0	.000	1	0	1	3.3	2	0	0	1	0	0	4	7.4
DUKE	01/29/22	*	23	7	13	.538	2	3	.667	0	0	.000	2	0	2	3.2	4	0	0	0	3	1	16	7.9
NORTH CAROLINA	02/01/22	*	14	1	3	.333	1	2	.500	0	2	.000	0	1	1	3.1	2	0	0	1	0	0	3	7.6
at Syracuse	02/05/22	*	20	2	5	.400	1	3	.333	0	0	.000	1	2	3	3.1	5	1	1	0	0	1	5	7.5
at Notre Dame	02/09/22	*	32	5	11	.455	0	5	.000	0	0	.000	3	2	5	3.2	1	0	1	5	2	1	10	7.6
MIAMI (FL)	02/16/22	*	35	7	13	.538	0	1	.000	4	6	.667	2	4	6	3.3	0	0	1	0	0	0	18	8.0
CLEMSON	02/19/22	*	8	2	4	.500	0	2	.000	1	1	1.000	0	0	0	3.2	3	0	0	1	0	0	5	7.9
at North Carolina	02/21/22	*	24	5	8	.625	0	1	.000	0	0	.000	0	4	4	3.2	0	0	1	1	1	1	10	8.0
at Wake Forest	02/26/22	*	18	2	6	.333	0	0	.000	4	6	.667	2	1	3	3.2	3	0	1	2	0	2	8	8.0
at Virginia Tech	03/01/22	*	11	0	2	.000	0	1	.000	0	0	.000	0	0	0	3.1	1	0	0	4	0	1	0	7.7
VIRGINIA	03/05/22		13	1	3	.333	0	1	.000	0	1	.000	1	0	1	3.0	1	0	0	1	0	0	2	7.5
vs. Georgia Tech	03/08/22		DNP																					

14 Dre Davis Statistics

Year	GP	GS	Min	Avg	FG	FGA	Pct	3FG	3FGA	Pct	FT	FTA	Pct	OReb	DReb	Reb	Avg	PF	FO	Ast	TO	Blk	Stl	Pts	Avg
2020-21	20	17	578	28.9	51	128	.398	12	48	.250	36	48	.750	34	29	63	3.2	50	1	22	33	6	11	150	7.5
2021-22	29	23	578	19.9	84	193	.435	11	51	.216	39	53	.736	38	49	87	3.0	60	1	24	39	14	17	218	7.5
TOTAL	49	40	1156	23.6	135	321	.421	23	99	.232	75	101	.743	72	78	150	3.1	110	2	46	72	20	28	368	7.5

■ Led the Cardinals with 18 points and nine rebounds against Detroit Mercy, one short of a double-double.

■ Starting forward in 17 games last year averaged 7.4 points and 3.2 rebounds per game with 34 offensive rebounds (third on team).

■ Honored on the 2021 All-ACC Academic team.

■ Scored at least five points in 14 of 20 games for the season, reaching double figures on eight occasions. He had eight points and three rebounds against Virginia in his last regular season game.

■ Scored a season-best 21 points with two rebounds and two assists against Western Kentucky, and he earned ACC Freshman of the Week as a result for games Nov. 30-Dec. 6. He was the first true freshman to score 20+ points in a game since V.J. King scored 24 at Virginia on Feb. 6, 2017.

■ His father D'Andre Davis, Sr. is the second-year head coach at Warren Central HS in Indianapolis. He was an assistant coach at Lawrence Central when Dre was there (Dre is D'Andre Davis, Jr.).

■ Born Aug. 23, 2001 ... Major is sport administration.

14 Dre Davis Season Highs

Points..... 18 vs. Detroit Mercy (11/20), vs. Miami (2/16)
 Reb. 9 vs. Detroit Mercy (11/20)
 Asst..... 4 vs. DePaul (12/10)
 Blocks.... 3 vs. Duke (1/29)
 Steals.... 3 vs. Notre Dame (1/22)
 FGM 7 (four times) latest vs. Miami (2/16)
 FGA 14 vs. Detroit Mercy (11/20)
 3FGM 2 vs. Mississippi St. (11/25), vs. Duke (1/29)
 3FGA 6 vs. Detroit Mercy (11/20)
 FT 5 vs. NC State (1/12)
 FTA 7 vs. NC State (1/12)

14 Dre Davis Career Highs

Points..... 21 vs. Western Ky. (12/1/20)
 Reb. 9 vs. Detroit Mercy (11/20/21)
 Asst..... 4 vs. DePaul (12/10/21)
 Blocks.... 3 vs. Evansville (11/25/20), vs. Duke (1/29/22)
 Steals.... 3 vs. Notre Dame (1/22/22)
 FGM 7 (five times) latest vs. Miami (2/16/22)
 FGA 14 vs. Detroit Mercy (11/20/21)
 3FGM 2 (six times) latest vs. Duke (1/29/22)
 3FGA 6 vs. Notre Dame (2/23/21),
 vs. Detroit Mercy (11/20/21)
 FT 7 at Miami (FL) (1/16/21)
 FTA 8 at Miami (FL) (1/16/21)

23 Gabe Wiznitzer

C 6-11 245 So. - 1L Walhalla, S.C. (Hargrave Military Academy)

■ Played his first game since Dec. 14 when he played 10 minutes against North Carolina on Feb. 1, contributing three rebounds and an assist in the game. He played four minutes at Syracuse on Feb. 5.

■ Injured his right wrist in practice on Oct. 19 and was out for a period until he was cleared to return to game action on Nov. 25. He saw his first action of the season at Michigan State on Dec. 1 and scored a basket in nine minutes of action at NC State.

■ Saw action in 12 of the Cardinals' 20 games as a freshman.

■ Totaled season highs of four points and six rebounds against Georgia Tech on Feb. 1 while playing a season-high 16 minutes.

■ Had intended to redshirt the 2020-21 season, but the opportunity to play without losing a year of eligibility allowed him to play immediately.

■ Averaged 14.2 points and 10.1 rebounds a game, while shooting 42 percent from three-point range, as a junior on the postgraduate team for Hargrave Military Academy in Chatham, Va. Hargrave achieved a 37-4 record and reached the semifinals of the national prep championship.

■ Fourth product of Hargrave to play for the Cardinals, joining Montrezl Harrell (2012-15 at Louisville), Terry Rozier (2013-15) and Anton Gill (2013-15).

■ Born Oct. 9, 2001 ... Major is pre-business.



23 Gabe Wiznitzer

Games With ...	Season	Career
Double-Figure scoring.....	0	0
5 or more rebounds	0	1
4 or more assists	0	0
A blocked shot	1	2
A steal	0	0
A three-pointer	0	0
20+ points.....	0	0

23 Gabe Wiznitzer Season Highs

Points..... 2 at NC State (12/4)
 Reb 3 vs. North Carolina (2/1)
 Asst..... 1 vs. North Carolina (2/1)
 Blocks 1 vs. Southeastern La. (12/14)
 Steals none
 FGM 1 at NC State (12/4)
 FGA 1 at NC State (12/4)
 3FGM none
 3FGA none
 FT none
 FTA none

23 Gabe Wiznitzer Career Highs

Points..... 4 at Wisconsin (12/19/20), vs. Georgia Tech (2/1/21)
 Reb 6 vs. Georgia Tech (2/1/21)
 Asst..... 1 (four times) latest vs. North Carolina (2/1/22)
 Blocks 1 at North Carolina (2/20/21),
 vs. Southeastern La. (12/14/21)
 Steals none
 FGM 2 vs. Georgia Tech (2/1/21)
 FGA 6 vs. Georgia Tech (2/1/21)
 3FGM none
 3FGA none
 FT 2 at Wisconsin (12/19/20),
 at North Carolina (2/20/21)
 FTA 4 vs. Prairie View A&M (11/29/20)

23 Gabe Wiznitzer Game-by-Game

Opponent	Date	GS	Min	FG	FGA	Pct	3-Point			Rebounds					PF	FO	A	TO	Blk	Stl	Pts	Avg
							FG	FGA	Pct	FT	FTA	Pct	Off	Def								
at Michigan St.	12/01/21	4	0	0	.000	0	0	.000	0	0	.000	0	0	0	0.0	0	0	0	0	0	0	0.0
at NC State	12/04/21	9	1	11	.000	0	0	.000	0	0	.000	0	1	1	0.5	2	0	0	0	0	2	1.0
SOUTHEASTERN LA	12/14/21	4	0	0	.000	0	0	.000	0	0	.000	0	0	0	0.3	2	0	0	0	1	0	0.7
NORTH CAROLINA	02/01/22	10	0	0	.000	0	0	.000	0	0	.000	0	3	3	1.0	3	0	1	1	0	0	0.5
at Syracuse	02/05/22	4	0	0	.000	0	0	.000	0	0	.000	0	0	0	0.8	0	0	0	0	0	0	0.4

23 Gabe Wiznitzer Statistics

Year	GP	GS	Min	Avg	FG	FGA	Pct	3FG	3FGA	Pct	FT	FTA	Pct	OReb	DReb	Reb	Avg	PF	FO	Ast	TO	Blk	Stl	Pts	Avg
2020-21	12	0	68	5.7	4	11	.364	0	0	.000	5	11	.455	9	6	15	1.3	14	0	3	3	1	0	13	1.1
2021-22	5	0	31	6.2	1	1	1.000	0	0	.000	0	0	.000	0	4	4	0.8	7	0	1	1	1	0	2	0.4
TOTAL	17	0	99	5.8	5	12	.417	0	0	.000	5	11	.455	9	10	19	1.1	21	0	4	4	2	0	15	0.9

30 Ashton Myles-Devore

G 6-1 165 So. - Wk. Versailles, Ky. (Woodford County HS)

■ Saw his only action of the 2020-21 season in the closing minute against Western Kentucky and the Virginia Tech game in 2021-22.

■ Averaged 11.0 points, 4.3 rebounds and shot 41.7 percent from three-point range (45-of-108) as a senior as Woodford County posted a 17-16 record and were runner-up in the 30th District championship.

■ Had a team-high 21 points and four rebounds in the first-round district victory and received all-tournament team honors.

■ As a junior, Myles-Devore averaged 7.2 points and 2.4 rebounds while connecting on 36 percent of his three-point attempts (40-of-111) as Woodford County went 21-11 and reached the semifinals of the 11th Region tournament.

■ Myles-Devore's father Ellis Myles was the starting center on Louisville's 2004-05 NCAA Final Four team that achieved a 33-5 record. Ellis averaged 10.4 points and 9.2 rebounds as a senior that season for the Cardinals and ranks sixth in career rebound-



30 Ashton Myles-Devore

Games With ...	Season	Career
Double-Figure scoring.....	0	0
5 or more rebounds	0	0
4 or more assists	0	0
A blocked shot	1	1
A steal	0	0
A three-pointer	0	0
20+ points.....	0	0

Opponent	Date	3-Point			Rebounds																			
		GS	Min	Pct	Off	Def	Tot	Avg	PF	FO	A	TO	Blk	Stl	Pts	Avg								
at Virginia Tech	03/01/22	1	0	0	.000	0	0	.000	0	0	0	.000	0	0	0	0.0	0	0	0	1	1	0	0	0.0

30 Ashton Myles-Devore Statistics

Year	GP	GS	Min	Avg	FG	FGA	Pct	3FG	3FGA	Pct	FT	FTA	Pct	OReb	DReb	Reb	Avg	PF	FO	Ast	TO	Blk	Stl	Pts	Avg
2020-21	1	0	1	1.0	0	0	.000	0	0	.000	0	0	.000	0	0	0	0.0	0	0	0	1	0	0	0	0.0
2021-22	1	0	1	1.0	0	0	.000	0	0	.000	0	0	.000	0	0	0	0.0	0	0	0	1	1	0	0	0.0
TOTAL	2	0	2	1.0	0	0	.000	0	0	.000	0	0	.000	0	0	0	0.0	0	0	0	2	1	0	0	0.0

ing with 998 boards while also scoring 1,045 points.

■ Born March 5, 2001 ... Major is sport administration.

30 Ashton Myles-Devore Season/Career Highs

Points.....	none
Reb.....	none
Asst.....	none
Blocks....	1 at Virginia Tech (3/1/22)
Steals.....	none
FGM.....	none
FGA.....	none
3FGM.....	none
3FGA.....	none
FT.....	none
FTA.....	none

45 Brad Colbert

G 6-2 185 So. - Wk. Loveland, Ohio (Andrews Osborne Academy)


■ Walk-on guard who played in closing minutes three of the Cardinals' 2020-21 early season games and four games in 2021-22.

■ Averaged 12.1 points, 3.4 rebounds and 2.2 assists while shooting 40 percent from three-point range as a senior at the International Sports Academy at Andrews Osborne Academy in Willoughby, Ohio. He helped lead ISA to a 22-13 record in 2019-20.

■ Honored as a second-team All-Ohio, non-OHSAA selection as a senior.

■ As a junior in 2019, Colbert was a member of a Cincinnati Moeller squad that would repeat as state champions, becoming the first Division I team to go undefeated (29-0) in 24 years.

■ In Moeller's first game of its perfect season, Colbert scored 10 points in seven minutes on 3-of-4 shooting, including a pair of three-pointers, and grabbed two rebounds in an 85-42 victory



45 Brad Colbert

Games With ...	Season	Career
Double-Figure scoring.....	0	0
5 or more rebounds	0	0
4 or more assists	0	0
A blocked shot	0	0
A steal	0	0
A three-pointer	0	0
20+ points.....	0	0

Opponent	Date	3-Point			Rebounds																				
		GS	Min	Pct	Off	Def	Tot	Avg	PF	FO	A	TO	Blk	Stl	Pts	Avg									
SOUTHEASTERN LA	12/14/21	1	0	0	.000	0	0	.000	0	0	0	.000	0	0	0	0	0.0	0	0	0	0	0	0	0	0.0
at Syracuse	02/05/22	2	0	1	.000	0	1	.000	0	0	0	.000	0	1	1	0.5	0	0	0	1	0	0	0	0	0.0
at Wake Forest	02/26/22	2	0	1	.000	0	1	.000	0	0	0	.000	0	0	0	0.3	0	0	0	0	0	0	0	0	0.0
at Virginia Tech	03/01/22	1	0	0	.000	0	0	.000	1	2	.500	0	0	0	0.3	0	0	0	0	0	0	0	1	0.3	

45 Brad Colbert Statistics

Year	GP	GS	Min	Avg	FG	FGA	Pct	3FG	3FGA	Pct	FT	FTA	Pct	OReb	DReb	Reb	Avg	PF	FO	Ast	TO	Blk	Stl	Pts	Avg
2020-21	3	0	6	2.0	0	0	.000	0	0	.000	0	0	.000	0	0	0	0.0	0	0	0	0	0	0	0	0.0
2021-22	4	0	6	1.6	0	2	.000	0	2	.000	1	2	.500	0	1	1	0.3	0	0	0	1	0	0	1	0.3
TOTAL	7	0	12	1.7	0	2	.000	0	2	.000	1	2	.500	0	1	1	0.1	0	0	0	1	0	0	1	0.1

over Bryan Station at Hillsboro High School. That season, he averaged 3.6 minutes per game while scoring 30 total points over his final 21 appearances.

■ Plans to pursue a career in finance through the UofL College of Business.

■ His father John played baseball at Ohio University.

■ Born Aug. 4, 2001 ... Major is business.

45 Brad Colbert Season/Career Highs

Points.....	1 at Virginia Tech (3/1/22)
Reb.....	1 at Syracuse (2/5/22)
Asst.....	none
Blocks....	none
Steals.....	none
FGM.....	none
FGA.....	1 at Syracuse (2/5/22), at Wake Forest (2/26/22)
3FGM.....	none
3FGA.....	1 at Syracuse (2/5/22), at Wake Forest (2/26/22)
FT.....	1 at Virginia Tech (3/1/22)
FTA.....	2 at Virginia Tech (3/1/22)



2021-22 Louisville Men's Basketball Combined Team Statistics All games

Game Records

Record	Overall	Home	Away	Neutral
ALL GAMES	13-18	8-8	2-10	3-0
CONFERENCE	6-14	4-6	2-8	0-0
NON-CONFERENCE	7-4	4-2	0-2	3-0

Score by Periods

Team	1st	2nd	OT	TOT
Louisville	1019	1071	14	2104
Opponents	1052	1111	29	2192

Team Box Score

No.	Player				Total		3-Point		F-Throw		Rebounds											
		GP-GS	MIN	AVG	FG-FGA	FG%	3FG-3FGA	3FG%	FT-FTA	FT%	OFF	DEF	TOT	AVG	PF	DQ	A	TO	BLK	STL	PTS	AVG
0	LOCKE, Noah	31-24	814:49	26.3	107-297	.360	66-192	.344	20-28	.714	14	60	74	2.4	37	0	29	32	2	13	300	9.7
5	WILLIAMS, Malik	26-24	643:08	24.7	92-201	.458	24-80	.300	38-56	.679	45	157	202	7.8	50	1	26	37	15	31	246	9.5
3	ELLIS, El	31-9	636:52	20.5	94-237	.397	40-110	.364	43-63	.683	6	53	59	1.9	46	0	50	44	0	11	271	8.7
14	DAVIS, Dre	29-23	576:20	19.9	84-193	.435	11-51	.216	39-53	.736	38	49	87	3.0	60	1	24	39	14	17	218	7.5
21	CURRY, Sydney	27-11	364:04	13.5	85-124	.685	0-0	.000	22-44	.500	41	76	117	4.3	55	0	19	28	4	2	192	7.1
13	WEST, Jarrod	31-25	865:13	27.9	65-170	.382	33-99	.333	30-38	.789	9	69	78	2.5	56	0	90	37	0	42	193	6.2
33	CROSS, Matt	28-9	536:38	19.2	56-146	.384	25-88	.284	25-36	.694	35	73	108	3.9	56	0	13	33	14	17	162	5.8
24	WITHERS, Jae'Lyn	29-15	524:40	18.1	64-156	.410	15-64	.234	24-36	.667	30	102	132	4.6	56	1	16	44	12	20	167	5.8
10	WILLIAMSON, Samuell	29-6	478:32	16.5	64-143	.448	2-13	.154	28-49	.571	29	78	107	3.7	32	0	24	31	4	12	158	5.4
11	FAULKNER, Mason	30-8	546:37	18.2	43-118	.364	23-68	.338	33-44	.750	8	36	44	1.5	45	1	80	32	1	14	142	4.7
20	BEARDEN, Sam	1-0	02:10	2.2	1-1	1.000	0-0	.000	1-2	.500	0	0	0	0.0	0	0	0	0	0	1	3	3.0
12	TRAYNOR, JJ	10-1	82:02	8.2	7-18	.389	2-6	.333	0-0	.000	6	8	14	1.4	11	0	1	5	1	2	16	1.6
4	WHEELER, Roosevelt	21-0	140:04	6.7	12-19	.632	0-0	.000	9-12	.750	11	25	36	1.7	21	0	2	4	4	5	33	1.6
23	WIZNITZER, Gabe	5-0	31:13	6.2	1-1	1.000	0-0	.000	0-0	.000	0	4	4	0.8	7	0	1	1	1	0	2	0.4
45	COLBERT, Brad	4-0	06:29	1.6	0-2	.000	0-2	.000	1-2	.500	0	1	1	0.3	0	0	0	1	0	0	1	0.3
30	MYLES-DEVORE, Ashton	1-0	01:10	1.2	0-0	.000	0-0	.000	0-0	.000	0	0	0	0.0	0	0	0	1	1	0	0	0.0
Team											35	33	68				10					
Total		31	6250		775-1826	.424	241-773	.312	313-463	.676	307	824	1131	36.5	532	4	375	379	73	187	2104	67.9
Opponents		31	6250		784-1792	.438	245-696	.352	379-539	.703	272	824	1096	35.4	473	8	411	344	97	201	2192	70.7

Team Statistics

	LOU	OPP
Scoring	2104	2192
Points per game	67.9	70.7
Scoring margin	-2.8	-
Field goals-att	775-1826	784-1792
Field goal pct	.424	.438
3 point fg-att	241-773	245-696
3-point FG pct	.312	.352
3-pt FG made per game	7.8	7.9
Free throws-att	313-463	379-539
Free throw pct	.676	.703
F-Throws made per game	10.1	12.2
Rebounds	1131	1096
Rebounds per game	36.5	35.4
Rebounding margin	+1.1	-
Assists	375	411
Assists per game	12.1	13.3
Turnovers	379	344
Turnovers per game	12.2	11.1
Turnover margin	-1.1	-
Assist/turnover ratio	1.0	1.2
Steals	187	201
Steals per game	6.0	6.5
Blocks	73	97
Blocks per game	2.4	3.1
Winning streak	1	-
Home win streak	0	-
Attendance	211867	138006
Home games-Avg/Game	16-13242	12-11501
Neutral site-Avg/Game	-	3-2882

Team Results

Date	Opponent		Score	Att.
11/09/2021	Southern U.	W	72-60	12643
11/12/2021	Furman	Lot	72-80	12431
11/15/2021	Navy	W	77-60	12223
11/20/2021	Detroit Mercy	W	73-67	12561
11/25/2021	vs Mississippi St.	W	72-58	1249
11/27/2021	vs Maryland	W	63-55	1175
12/01/2021	at Michigan St.	L	64-73	14797
12/04/2021	at NC State	W	73-68	13029
12/10/2021	DePaul	L	55-62	13127
12/14/2021	Southeastern La.	W	86-60	12247
12/18/2021	at Western Ky.	L	72-82	7053
12/29/2021	Wake Forest	W	73-69	14120
01/02/2022	at Georgia Tech	W	67-64	4853
01/05/2022	Pittsburgh	W	75-72	11973
01/08/2022	at Florida St.	L	70-79	9527
01/12/2022	NC State	L	63-79	11973
01/15/2022	at Pittsburgh	L	53-65	8431
01/19/2022	Boston College	W	67-54	12123
01/22/2022	Notre Dame	L	70-82	16175
01/24/2022	at Virginia	L	52-64	13076
01/29/2022	Duke	L	65-74	18493
02/01/2022	North Carolina	Lot	83-90	13386
02/05/2022	at Syracuse	L	69-92	23298
02/09/2022	at Notre Dame	L	57-63	8260
02/16/2022	Miami (FL)	L	63-70	12065
02/19/2022	Clemson	W	70-61	13242
02/21/2022	at North Carolina	L	63-70	18618
02/26/2022	at Wake Forest	L	77-99	8139
03/01/2022	at Virginia Tech	L	43-75	8925
03/05/2022	Virginia	L	61-71	13085
03/08/2022	vs Georgia Tech	W	84-74	6222



2021-22 Louisville Men's Basketball Combined Team Statistics In Conference games

Game Records

Record	Overall	Home	Away	Neutral
ALL GAMES	6-14	4-6	2-8	0-0
CONFERENCE	6-14	4-6	2-8	0-0
NON-CONFERENCE	0-0	0-0	0-0	0-0

Score by Periods

Team	1st	2nd	OT	TOT
Louisville	606	699	9	1314
Opponents	699	746	16	1461

Team Box Score

No.	Player			Total		3-Point		F-Throw		Rebounds								PTS	AVG			
		GP-GS	MIN	AVG	FG-FGA	FG%	3FG-3FGA	3FG%	FT-FTA	FT%	OFF	DEF	TOT	AVG	PF	DQ	A			TO	BLK	STL
3	ELLIS, El	20-9	446:56	22.3	66-167	.395	29-80	.363	27-42	.643	3	37	40	2.0	25	0	28	26	0	6	188	9.4
21	CURRY, Sydney	18-9	293:05	16.3	74-106	.698	0-0	.000	19-37	.514	35	63	98	5.4	43	0	16	24	4	2	167	9.3
0	LOCKE, Noah	20-13	518:18	25.9	63-167	.377	41-108	.380	13-19	.684	8	33	41	2.1	24	0	16	17	2	10	180	9.0
5	WILLIAMS, Malik	16-15	372:19	23.3	50-116	.431	19-52	.365	18-28	.643	23	84	107	6.7	31	1	13	16	7	14	137	8.6
14	DAVIS, Dre	19-13	378:02	19.9	56-120	.467	7-28	.250	23-34	.676	19	27	46	2.4	35	1	15	25	9	13	142	7.5
24	WITHERS, Jae'Lyn	19-7	320:36	16.9	43-107	.402	9-41	.220	15-21	.714	21	57	78	4.1	33	1	7	24	7	11	110	5.8
13	WEST, Jarrod	20-14	533:21	26.7	35-98	.357	18-56	.321	16-18	.889	6	46	52	2.6	33	0	51	21	0	16	104	5.2
10	WILLIAMSON, Samuell	18-6	280:27	15.6	34-72	.472	1-9	.111	22-36	.611	15	38	53	2.9	12	0	17	14	2	6	91	5.1
33	CROSS, Matt	18-6	332:18	18.5	27-83	.325	14-53	.264	14-19	.737	20	56	76	4.2	36	0	7	21	11	10	82	4.6
11	FAULKNER, Mason	19-7	377:51	19.9	27-83	.325	12-44	.273	20-27	.741	5	25	30	1.6	24	0	56	20	1	10	86	4.5
20	BEARDEN, Sam	1-0	02:10	2.2	1-1	1.000	0-0	.000	1-2	.500	0	0	0	0.0	0	0	0	0	0	1	3	3.0
12	TRAYNOR, JJ	7-1	70:09	10.0	6-16	.375	1-5	.200	0-0	.000	5	8	13	1.9	8	0	1	4	1	2	13	1.9
23	WIZNITZER, Gabe	3-0	23:16	7.8	1-1	1.000	0-0	.000	0-0	.000	0	4	4	1.3	5	0	1	1	0	0	2	0.7
4	WHEELER, Roosevelt	13-0	69:21	5.3	3-6	.500	0-0	.000	2-4	.500	4	15	19	1.5	11	0	1	2	1	1	8	0.6
45	COLBERT, Brad	3-0	05:41	1.9	0-2	.000	0-2	.000	1-2	.500	0	1	1	0.3	0	0	0	1	0	0	1	0.3
30	MYLES-DEVORE, Ashton	1-0	01:10	1.2	0-0	.000	0-0	.000	0-0	.000	0	0	0	0.0	0	0	0	1	1	0	0	0.0
Team											19	11	30							9		
Total		20	4025		486-1145	.424	151-478	.316	191-289	.661	183	505	688	34.4	320	3	229	226	46	102	1314	65.7
Opponents		20	4025		533-1154	.462	169-454	.372	226-324	.698	172	528	700	35.0	289	5	281	189	59	120	1461	73.1

Team Statistics

	LOU	OPP
Scoring	1314	1461
Points per game	65.7	73.1
Scoring margin	-7.4	-
Field goals-att	486-1145	533-1154
Field goal pct	.424	.462
3 point fg-att	151-478	169-454
3-point FG pct	.316	.372
3-pt FG made per game	7.6	8.5
Free throws-att	191-289	226-324
Free throw pct	.661	.698
F-Throws made per game	9.6	11.3
Rebounds	688	700
Rebounds per game	34.4	35.0
Rebounding margin	-0.6	-
Assists	229	281
Assists per game	11.5	14.1
Turnovers	226	189
Turnovers per game	11.3	9.5
Turnover margin	-1.9	-
Assist/turnover ratio	1.0	1.5
Steals	102	120
Steals per game	5.1	6.0
Blocks	46	59
Blocks per game	2.3	3.0
Winning streak	0	-
Home win streak	0	-
Attendance	136635	116156
Home games-Avg/Game	10-13664	10-11616
Neutral site-Avg/Game	-	0-0

Team Results

Date	Opponent		Score	Att.
12/04/2021	at NC State	W	73-68	13029
12/29/2021	Wake Forest	W	73-69	14120
01/02/2022	at Georgia Tech	W	67-64	4853
01/05/2022	Pittsburgh	W	75-72	11973
01/08/2022	at Florida St.	L	70-79	9527
01/12/2022	NC State	L	63-79	11973
01/15/2022	at Pittsburgh	L	53-65	8431
01/19/2022	Boston College	W	67-54	12123
01/22/2022	Notre Dame	L	70-82	16175
01/24/2022	at Virginia	L	52-64	13076
01/29/2022	Duke	L	65-74	18493
02/01/2022	North Carolina	Lot	83-90	13386
02/05/2022	at Syracuse	L	69-92	23298
02/09/2022	at Notre Dame	L	57-63	8260
02/16/2022	Miami (FL)	L	63-70	12065
02/19/2022	Clemson	W	70-61	13242
02/21/2022	at North Carolina	L	63-70	18618
02/26/2022	at Wake Forest	L	77-99	8139
03/01/2022	at Virginia Tech	L	43-75	8925
03/05/2022	Virginia	L	61-71	13085

2021-22 Louisville Men's Basketball Game-by-Game Results/Individual Highs

Game-by-Game Results/Individual Highs

Opponent	Date	Score	Margin	Points	Rebounds	Assists	Steals	Blocked shots
SOUTHERN	11/9/21	72-60	+12	16 Noah Locke	14 Samuel Williamson	5 Jarrod West	2 Jarrod West, 2 Matt Cross	2 Dre Davis
FURMAN	11/12/21	72-80/OT	-8	20 Noah Locke	10 Malik Williams	7 Mason Faulkner	2 Malik Williams, 2 Mason Faulkner	2 Malik Williams
NAVY	11/15/21	77-60	+17	14 Matt Cross	5 Malik Williams	5 Malik Williams 5 Mason Faulkner	4 Jarrod West	2 Malik Williams
DETROIT MERCY ~	11/20/21	73-67	+6	18 Dre Davis	9 Dre Davis 9 Malik Williams	3 Malik Williams	3 Jarrod West	none
Mississippi State >	11/25/21	72-58	+14	15 Samuel Williamson	10 Malik Williams	3 Jarrod West	1 West, Withers, Ellis, Faulkner, Wheeler	none
Maryland > at Michigan State ^	11/27/21 12/1/21	63-55 64-73	+8 -9	13 Malik Williams 22 El Ellis	12 Malik Williams 8 Malik Williams	6 Jarrod West 3 Jarrod West, Noah Locke	4 Malik Williams 3 Jarrod West	2 Jae'Lyn Withers 1 Williams, Ellis, Wheeler, Cross 2 Matt Cross
at NC State *	12/4/21	73-68	+5	14 Malik Williams	11 Malik Williams	5 Jarrod West	1 Williams, Davis, Locke, Faulkner	2 Matt Cross
DEPAUL	12/10/21	55-62	-7	22 Malik Williams	8 Malik Williams, Dre Davis	4 Dre Davis	3 Malik Williams	2 Dre Davis
SE LOUISIANA	12/14/21	86-60	+26	15 Malik Williams	10 Malik Williams	5 Jarrod West	2 Williams, West, Williamson	1 Gabe Wiznitzer
at Western Kentucky at Kentucky	12/18/21 12/22/21	72-82 postponed	-10	20 Noah Locke	6 Jae'Lyn Withers	4 Jarrod West	5 Jarrod West	1 Wheeler
WAKE FOREST *	12/29/21	73-69	+4	17 Noah Locke	8 Samuel Williamson, Jae'Lyn Withers	5 Mason Faulkner	1 Jarrod West, Noah Locke	3 Malik Williams
at Georgia Tech *	1/2/22	67-64	+3	20 Malik Williams	11 Malik Williams	4 Jarrod West, Samuel Williamson	3 Jarrod West	2 Matt Cross
PITTSBURGH *	1/5/22	75-72	+3	18 El Ellis	8 Sydney Curry	4 Jarrod West, Mason Faulkner	1 by five players	1 Matt Cross, Sam Williamson
at Florida State *	1/8/22	70-79	-9	14 El Ellis	7 Malik Williams, Samuel Williamson	2 Mason Faulkner, Sam Williamson, Noah Locke	1 Mason Faulkner, Matt Cross, El Ellis	none
NC STATE *	1/12/22	63-79	-16	22 Sydney Curry	10 Sydney Curry	4 Mason Faulkner	2 Noah Locke	none
at Pittsburgh *	1/15/22	53-65	-12	12 Malik Williams	13 Malik Williams	2 Ellis, Williams, Williamson	1 Ellis, Williams, West, Williamson	1 R. Wheeler
BOSTON COLLEGE *	1/19/22	67-54	+13	13 Sydney Curry	8 Malik Williams	7 Sydney Curry	2 Noah Locke, Samuel Williamson	1 Malik Williams, Matt Cross
NOTRE DAME * at Virginia *	1/22/22 1/24/22	70-82 52-64	-12 -12	14 Jarrod West 14 Jarrod West	9 Jae'Lyn Withers 6 Malik Williams, Matt Cross	5 Mason Faulkner 3 Jarrod West	3 Dre Davis 1 Williams, Locke, Faulkner, Cross	2 Matt Cross 1 Malik Williams, Matt Cross
DUKE *	1/29/22	65-74	-9	18 El Ellis	12 Malik Williams	4 Mason Faulkner	1 Malik Williams, Dre Davis	3 Dre Davis
NORTH CAROLINA * at Syracuse*	2/1/22 2/5/22	83-90/OT 69-92	-7 -23	25 El Ellis 13 Jae'Lyn Withers	15 Matt Cross 10 Sydney Curry	4 Mason Faulkner 5 Jarrod West	3 Matt Cross 2 Jarrod West	2 Sydney Curry, Jae'Lyn Withers 1 Cross, Withers, Faulkner
at Notre Dame * MIAMI *	2/9/22 2/16/22	57-63 63-70	-6 -7	20 Jae'Lyn Withers 18 Dre Davis	6 Roosevelt Wheeler 7 JJ Traynor, Sydney Curry	3 Jarrod West 1 by six players	3 Jae'Lyn Withers 3 Jae'Lyn Withers	2 Dre Davis 1 Jae'Lyn Withers
CLEMSON * at North Carolina *	2/19/22 2/21/22	70-61 63-70	+9 -7	15 Noah Locke 10 Williams, Davis, Withers	10 Jae'Lyn Withers 7 Jae'Lyn Withers	3 El Ellis 5 Jarrod West	2 Jarrod West 2 Malik Williams	2 Jae'Lyn Withers 1 Dre Davis, Sam Williamson
at Wake Forest * at Virginia Tech *	2/26/22 3/1/22	77-99 43-75	-22 -32	28 Sydney Curry 18 Sydney Curry	7 Sydney Curry 11 Sydney Curry	3 Mason Faulkner 4 Jarrod West	2 Dre Davis 1 by five players	1 Noah Locke 1 by four players
VIRGINIA * Georgia Tech + Virginia +	3/5/22 3/8/22 3/9/22	61-71 84-74 9:30 p.m.	-10 +10	24 Sydney Curry 20 Jarrod West	14 Sydney Curry 10 Malik Williams	7 Mason Faulkner 6 El Ellis	2 Mason Faulkner 4 Jarrod West	1 Noah Locke 1 Malik Williams

* ACC game

~ Baha Mar Hoops Bahamas Championship, Louisville, Ky.

> Baha Mar Hoops Bahamas Championship, Nassau, Bahamas

^ Big Ten/ACC Challenge, East Lansing, Mich.

+ ACC Tournament, Brooklyn, N.Y.

2021-22 Louisville Men's Basketball Game-by-Game Team Statistics

Teams	FG-FGA	Pct	3Pt-Att	Pct	FT-FTA	Pct	O	D	Reb	PF-D	Asst	TO	Blk	Stl	1H	2H	OT	TOT
Southern	21-68	.309	8-24	.333	10-17	.588	15	25	40	19-1	9	14	3	10	31	29		60
LOUISVILLE	27-65	.415	7-28	.250	11-19	.579	18	36	54	20-0	12	19	5	9	33	39		72
Furman	24-61	.393	12-28	.429	20-26	.769	5	38	43	18-0	16	12	2	4	35	32	13	80
LOUISVILLE	25-69	.362	7-29	.241	15-19	.789	7	34	41	19-0	14	7	3	5	39	28	5	72
Navy	24-56	.429	3-21	.143	9-13	.692	12	20	32	16-0	9	19	1	6	33	27		60
LOUISVILLE	28-50	.560	10-24	.417	11-16	.688	4	23	27	18-0	18	16	4	14	45	32		77
Detroit Mercy	24-59	.407	9-25	.360	10-16	.625	11	22	33	17-1	9	13	2	10	35	32		67
LOUISVILLE	27-55	.491	8-21	.381	11-17	.647	10	27	37	17-0	12	15	0	9	42	31		73
Mississippi State	20-60	.333	1-15	.067	17-23	.739	10	28	38	19-0	7	11	6	9	25	33		58
LOUISVILLE	26-63	.413	7-22	.318	13-22	.591	15	32	47	21-0	10	15	0	5	41	31		72
Maryland	20-52	.385	4-14	.286	11-17	.647	2	23	25	20-0	10	13	5	6	27	28		55
LOUISVILLE	21-60	.350	6-27	.222	15-19	.789	17	34	51	22-0	11	17	5	9	32	31		63
Michigan State	23-49	.469	10-18	.556	17-23	.739	8	29	37	15-0	20	19	5	10	36	37		73
LOUISVILLE	25-61	.410	7-27	.259	7-11	.636	10	21	31	21-0	10	16	3	9	28	26		64
NC State	24-60	.400	8-28	.286	12-18	.667	7	23	30	16-1	10	6	3	6	29	39		68
LOUISVILLE	25-60	.417	11-28	.393	12-15	.800	14	32	46	16-0	15	13	3	4	43	30		73
DePaul	24-66	.364	6-28	.214	8-15	.533	14	36	50	11-0	8	14	8	7	26	36		62
LOUISVILLE	23-74	.311	7-33	.212	2-3	.667	16	33	49	14-0	12	15	4	6	29	26		55
Southeastern Louisiana	20-62	.323	6-33	.182	14-19	.737	13	20	33	20-1	9	16	2	5	31	29		60
LOUISVILLE	30-58	.517	7-20	.350	19-23	.826	9	31	40	21-0	12	14	1	8	42	44		86
Western Kentucky	24-48	.500	9-18	.500	25-31	.806	5	32	37	10-0	16	14	4	7	46	36		82
LOUISVILLE	27-64	.422	13-36	.361	5-7	.714	6	22	28	21-0	17	10	1	6	37	35		72
Wake Forest	24-63	.381	7-27	.259	14-18	.778	10	26	36	24-0	12	7	3	2	31	38		69
LOUISVILLE	19-48	.396	10-22	.455	25-34	.735	8	32	40	18-0	12	11	3	2	26	47		73
Georgia Tech	23-56	.411	9-24	.375	9-12	.750	6	19	25	19-1	11	9	3	8	28	36		64
LOUISVILLE	24-50	.480	5-19	.263	14-22	.636	8	26	34	12-0	15	13	4	5	31	36		67
Pittsburgh	23-52	.442	7-21	.333	19-27	.704	10	24	34	23-2	8	11	3	4	32	40		72
LOUISVILLE	24-50	.480	7-21	.333	20-30	.667	8	26	34	23-1	14	12	2	5	35	40		75
Florida State	27-59	.458	8-23	.348	17-28	.607	10	28	38	18-0	14	6	3	5	50	29		79
LOUISVILLE	24-59	.407	8-27	.296	14-20	.700	10	28	38	22-0	11	10	0	3	40	30		70
NC State	32-57	.561	12-25	.480	3-6	.500	5	23	28	19-0	15	8	5	7	35	44		79
LOUISVILLE	23-50	.460	6-14	.429	11-18	.611	9	23	32	15-0	15	14	0	5	27	36		63
Pittsburgh	24-55	.436	4-18	.222	13-19	.684	7	34	41	11-0	12	11	7	5	28	37		65
LOUISVILLE	19-57	.333	7-28	.250	8-11	.727	4	28	32	18-0	9	9	4	1	24	29		53
Boston College	19-65	.292	4-20	.200	12-22	.545	15	28	43	17-1	11	10	3	7	28	26		54
LOUISVILLE	24-52	.462	6-18	.333	13-22	.591	4	28	42	18-0	15	11	2	5	30	37		67
Notre Dame	31-49	.633	15-23	.652	5-7	.714	1	24	25	12-0	17	11	1	3	38	44		82
LOUISVILLE	28-59	.475	10-21	.476	4-6	.667	8	19	27	10-0	9	7	3	9	45	25		70
Virginia	24-51	.471	5-16	.313	11-14	.786	9	28	37	8-0	20	8	4	5	35	29		64
LOUISVILLE	21-56	.375	9-28	.321	1-3	.333	8	18	26	14-0	10	7	2	4	23	29		52
Duke	30-67	.448	6-20	.441	8-18	.444	20	27	47	13-0	16	7	3	5	40	34		74
LOUISVILLE	25-59	.424	8-22	.364	7-13	.538	10	24	34	18-0	8	9	4	2	35	30		65
North Carolina	31-71	.437	12-26	.462	16-20	.800	11	33	44	14-0	18	10	5	7	36	38	16	90
LOUISVILLE	28-70	.400	15-35	.429	12-15	.800	11	30	41	22-1	14	12	4	5	35	39	9	83
Syracuse	32-58	.552	12-23	.522	16-19	.842	7	28	35	7-0	21	13	3	9	43	49		92
LOUISVILLE	27-67	.403	10-35	.286	5-6	.833	12	21	33	15-1	19	14	3	7	26	43		69
Notre Dame	25-55	.455	5-20	.250	8-13	.615	8	30	38	7-0	13	9	0	6	35	28		63
LOUISVILLE	25-65	.385	5-30	.167	2-3	.667	11	26	37	15-0	7	9	2	6	23	34		57
Miami	28-61	.459	7-25	.280	7-9	.778	8	30	38	10-0	16	10	3	6	35	35		70
LOUISVILLE	27-63	.429	2-13	.154	7-12	.583	10	26	36	13-0	6	10	1	5	25	38		63

-- more --

2021-22 Louisville Men's Basketball Points-Rebounds-Assists

Opponent	Date	Score		0	3	4	5	10	11	12	13	14	20	21
				LOCKE,NOAH	ELLIS,EL	WHEELER,RO	WILLIAMS,M	WILLIAMSON	FAULKNER,M	TRAYNOR,JJ	WEST,JARRO	DAVIS,DRE	BEARDEN,SA	CURRY,SYDN
Southern U.	11/09/2021	72-60	W	16-4-0	6-1-3	DNP	6-13-0	14-14-1	2-0-1	0-1-0	6-0-5	0-0-0	DNP	4-4-1
Furman	11/12/2021	72-80	Lot	20-3-0	6-3-2	DNP	3-10-2	2-0-0	6-5-7	0-0-0	10-5-2	7-1-0	DNP	0-0-0
Navy	11/15/2021	77-60	W	12-2-0	0-1-3	3-3-0	7-5-5	13-4-1	8-1-5	DNP	5-1-3	4-1-0	DNP	DNP
Detroit Mercy	11/20/2021	73-67	W	16-1-0	8-1-1	0-0-0	11-9-3	4-8-1	0-0-1	DNP	7-2-2	18-9-1	DNP	4-3-0
vs Mississippi St.	11/25/2021	72-58	W	2-3-1	5-1-2	4-3-0	8-10-0	15-6-0	7-3-1	DNP	3-3-3	12-7-2	DNP	5-3-1
vs Maryland	11/27/2021	63-55	W	12-2-1	2-1-1	4-1-0	13-12-1	4-5-1	0-0-0	DNP	9-3-6	6-4-0	DNP	0-0-0
at Michigan St.	12/01/2021	64-73	L	0-3-3	22-1-0	0-1-0	10-8-0	0-2-1	0-0-1	DNP	8-4-3	15-4-1	DNP	DNP
at NC State	12/04/2021	73-68	W	12-2-1	11-2-1	0-0-0	14-12-2	0-2-0	2-1-2	DNP	5-5-6	11-7-3	DNP	DNP
DePaul	12/10/2021	55-62	L	6-2-1	2-2-1	0-5-0	22-8-0	0-3-0	3-1-1	DNP	5-6-3	6-8-4	DNP	0-1-0
Southeastern La.	12/14/2021	86-60	W	0-2-0	13-2-0	6-1-0	15-10-0	7-3-0	12-3-3	3-0-0	8-1-5	6-6-1	DNP	0-0-0
at Western Ky.	12/18/2021	72-82	L	20-4-3	9-1-3	8-3-1	DNP	2-4-1	12-0-3	DNP	8-1-4	2-1-0	DNP	0-2-0
Wake Forest	12/29/2021	73-69	W	17-3-1	0-0-1	0-3-0	11-6-1	12-8-0	11-4-5	DNP	8-1-3	0-2-1	DNP	6-2-0
at Georgia Tech	01/02/2022	67-64	W	10-2-0	1-2-2	DNP	20-11-1	3-4-4	DNP	DNP	6-2-4	13-1-1	DNP	0-0-0
Pittsburgh	01/05/2022	75-72	W	13-4-0	18-2-0	1-2-0	4-4-1	9-5-2	3-0-4	DNP	5-5-4	5-0-2	DNP	8-8-1
at Florida St.	01/08/2022	70-79	L	6-0-2	14-3-3	DNP	4-7-1	13-7-0	12-3-3	DNP	2-1-1	3-2-0	DNP	6-6-0
NC State	01/12/2022	63-79	L	13-4-3	3-1-1	0-1-0	4-3-1	0-3-1	4-0-4	DNP	2-0-2	13-5-2	DNP	22-10-1
at Pittsburgh	01/15/2022	53-65	L	10-4-0	10-1-2	0-0-0	12-13-2	3-1-2	0-3-1	DNP	9-1-1	9-3-0	DNP	DNP
Boston College	01/19/2022	67-54	W	10-3-0	7-6-2	DNP	5-8-0	7-4-0	8-3-7	DNP	2-1-2	DNP	DNP	13-7-1
Notre Dame	01/22/2022	70-82	L	5-1-0	5-2-1	DNP	11-6-0	6-2-0	9-2-5	DNP	14-2-1	7-0-1	DNP	4-1-0
at Virginia	01/24/2022	52-64	L	3-1-1	1-1-1	2-2-0	10-6-1	0-0-1	3-1-2	DNP	14-3-3	4-1-0	DNP	2-1-0
Duke	01/29/2022	65-74	L	3-0-0	18-1-2	0-1-0	10-12-1	3-3-0	0-1-4	DNP	2-4-0	16-2-0	DNP	8-1-0
North Carolina	02/01/2022	83-90	Lot	8-3-1	25-2-2	DNP	DNP	2-1-2	5-3-4	DNP	5-3-3	3-1-0	DNP	10-6-1
at Syracuse	02/05/2022	69-92	L	11-1-1	10-1-1	DNP	DNP	10-2-3	9-0-3	DNP	3-4-5	5-3-1	DNP	8-10-3
at Notre Dame	02/09/2022	57-63	L	2-3-0	13-5-1	2-6-0	0-1-0	DNP	3-3-1	5-1-0	2-4-3	10-5-1	DNP	0-0-1
Miami (FL)	02/16/2022	63-70	L	11-2-1	17-3-1	1-1-1	DNP	DNP	0-1-0	2-7-1	2-3-1	18-6-1	DNP	3-7-0
Clemson	02/19/2022	70-61	W	15-2-2	11-1-3	DNP	12-5-1	4-2-1	2-1-0	4-3-0	3-7-2	5-0-0	DNP	7-5-1
at North Carolina	02/21/2022	63-70	L	9-1-1	7-4-3	0-0-0	10-6-0	7-3-0	5-0-0	2-1-0	3-0-5	10-4-1	DNP	0-2-0
at Wake Forest	02/26/2022	77-99	L	14-2-0	3-1-0	2-2-0	0-0-0	7-5-0	5-1-3	0-0-0	5-2-1	8-3-1	3-0-0	28-7-1
at Virginia Tech	03/01/2022	43-75	L	0-3-0	9-0-1	0-1-0	DNP	4-1-1	0-2-1	0-1-0	6-1-4	0-0-0	DNP	18-11-3
Virginia	03/05/2022	61-71	L	8-0-2	5-2-0	0-0-0	10-7-1	1-0-0	5-1-7	0-0-0	6-3-0	2-1-0	DNP	24-14-3
vs Georgia Tech	03/08/2022	84-74	W	16-7-4	10-5-6	DNP	14-10-2	6-5-1	6-1-1	DNP	20-0-3	DNP	DNP	12-6-1

Opponent	Date	Score		23	24	30	33	45
				WIZNITZER,	WITHERS,JA	MYLES-DEVO	CROSS,MATT	COLBERT,BR
Southern U.	11/09/2021	72-60	W	DNP	3-8-0	DNP	15-5-1	DNP
Furman	11/12/2021	72-80	Lot	DNP	14-9-1	DNP	4-3-0	DNP
Navy	11/15/2021	77-60	W	DNP	11-3-0	DNP	14-2-1	DNP
Detroit Mercy	11/20/2021	73-67	W	DNP	2-3-1	DNP	3-0-2	DNP
vs Mississippi St.	11/25/2021	72-58	W	DNP	11-3-0	DNP	0-1-0	DNP
vs Maryland	11/27/2021	63-55	W	DNP	5-11-0	DNP	8-5-1	DNP
at Michigan St.	12/01/2021	64-73	L	0-0-0	7-2-1	DNP	2-2-0	DNP
at NC State	12/04/2021	73-68	W	2-1-0	3-5-0	DNP	13-7-0	DNP
DePaul	12/10/2021	55-62	L	DNP	0-3-1	DNP	11-6-1	DNP
Southeastern La.	12/14/2021	86-60	W	0-0-0	3-6-3	DNP	13-5-0	0-0-0
at Western Ky.	12/18/2021	72-82	L	DNP	1-6-2	DNP	10-3-0	DNP
Wake Forest	12/29/2021	73-69	W	DNP	6-8-0	DNP	2-3-0	DNP
at Georgia Tech	01/02/2022	67-64	W	DNP	1-2-1	DNP	13-8-2	DNP
Pittsburgh	01/05/2022	75-72	W	DNP	0-1-0	DNP	9-2-0	DNP
at Florida St.	01/08/2022	70-79	L	DNP	4-4-0	DNP	6-4-1	DNP
NC State	01/12/2022	63-79	L	DNP	0-0-0	DNP	2-4-0	DNP
at Pittsburgh	01/15/2022	53-65	L	DNP	0-2-1	DNP	0-1-0	DNP
Boston College	01/19/2022	67-54	W	DNP	10-5-1	DNP	5-5-2	DNP
Notre Dame	01/22/2022	70-82	L	DNP	9-9-1	DNP	0-2-0	DNP
at Virginia	01/24/2022	52-64	L	DNP	2-2-0	DNP	11-6-1	DNP
Duke	01/29/2022	65-74	L	DNP	2-3-1	DNP	3-4-0	DNP
North Carolina	02/01/2022	83-90	Lot	0-3-1	12-2-0	DNP	13-15-0	DNP
at Syracuse	02/05/2022	69-92	L	0-0-0	13-5-2	DNP	0-4-0	0-1-0
at Notre Dame	02/09/2022	57-63	L	DNP	20-5-0	DNP	0-2-0	DNP
Miami (FL)	02/16/2022	63-70	L	DNP	9-6-0	DNP	0-0-0	DNP
Clemson	02/19/2022	70-61	W	DNP	7-10-0	DNP	DNP	DNP
at North Carolina	02/21/2022	63-70	L	DNP	10-7-0	DNP	DNP	DNP
at Wake Forest	02/26/2022	77-99	L	DNP	2-1-0	DNP	0-4-0	0-0-0
at Virginia Tech	03/01/2022	43-75	L	DNP	0-1-0	0-0-0	5-5-1	1-0-0
Virginia	03/05/2022	61-71	L	DNP	DNP	DNP	0-0-0	DNP
vs Georgia Tech	03/08/2022	84-74	W	DNP	DNP	DNP	DNP	DNP

2021-22 Louisville Men's Basketball Team Superlatives

Louisville High	Louisville Low	Statistical Category	Opponent High	Opponent Low
86 vs. SE Louisiana (12/14)	43 vs. Virginia Tech (3/1)	Points	99 by Wake Forest (2/26)	54 by Boston College (1/19)
45 vs. Navy, ND (1/22), GT (3/8)	17 vs. Virginia (3/5)	First Half Points	50 by Florida State (1/8)	25 by Miss.St. (11/25)
47 vs. Wake Forest (12/29)	22 vs. Virginia Tech (3/1)	Second Half Points	55 by Wake Forest (2/26)	26 by Boston College (1/19)
31 vs. Wake Forest (2/26)	17 vs. Virginia Tech (3/1)	Field Goals	32 3 times; latest vs. WFU (2/26)	19 by Boston College (1/19)
74 vs. DePaul (12/10)	47 vs. Virginia Tech (3/1)	Field Goal Attempts	71 by North Carolina (2/1)	48 by Western Ky. (12/18)
.560 vs. Navy (11/15)	.311 vs. DePaul (12/10)	FG Percentage	.633 by Notre Dame (1/22)	.292 by Boston College (1/19)
15 vs. North Carolina (2/1)	2 vs. Miami (2/16)	3-Point Field Goals	15 by Notre Dame (1/22)	1 by Mississippi St. (11/25)
36 vs. Western Ky. (12/18)	13 vs. Miami (2/16)	3-Point Field Goal Att.	33 by SE Louisiana (12/14)	14 by Maryland (11/27)
.476 vs. Notre Dame (1/22)	.154 vs. Miami (2/16)	3-Point FG Percentage	.652 by Notre Dame (1/22)	.067 by Miss. St. (11/25)
25 vs. Wake Forest (12/29)	1 vs. Virginia (1/24)	Free Throws	25 by Western Ky. (12/18)	2 by Clemson (2/19)
34 vs. Wake Forest (12/29)	3 vs. DePaul, Virginia, ND (2/9)	Free Throw Attempts	31 by Western Ky. (12/18)	4 by Clemson (2/19)
.833 vs. Syracuse (2/5)	.333 vs. Virginia (1/24)	Free Throw Percentage	.846 by North Carolina (2/21)	.444 by Duke (1/29)
18 vs. Southern (11/9)	4 3 times; latest vs. BC (1/19)	Offensive Rebounds	20 by Duke (1/29)	1 by Notre Dame (1/22)
38 vs. Boston College (1/19)	18 vs. Virginia (1/24), (3/5)	Defensive Rebounds	38 by Furman (11/12)	19 by Georgia Tech (1/2)
54 vs. Southern (11/9)	26 vs. Virginia (1/24)	Total Rebounds	50 by DePaul (12/10)	25 three times latest: by Notre Dame (1/22)
23 vs. Pitt (1/5), WF (2/26)	10 vs. ND (1/22), Clemson	Fouls	24 by Wake Forest (12/29)	7 by Syracuse (2/5), ND (2/9)
19 vs. Syracuse (2/5)	6 vs. Miami, WF (2/26)	Assists	21 by Syracuse (2/5)	7 by Mississippi St. (11/25)
19 vs. Southern (11/9)	7 three times latest vs. Virginia (1/24)	Turnovers	19 by Navy (11/15) by Michigan State (12/1)	6 by NC State (12/4) by Florida State (1/8)
5 vs. Southern (11/9) vs. Maryland (11/27)	0 four times latest vs. NC State (1/12)	Blocked Shots	8 by DePaul (12/10)	0 by Notre Dame (2/9) Clemson (2/19). GT (3/8)
14 vs. Navy (11/15)	2 vs. Wake Forest (12/29) vs. Duke (1/29)	Steals	10 three times latest by Michigan State (12/1)	2 by Wake Forest (12/29)

2021-22 Louisville Men's Basketball Individual Superlatives

	Louisville	Opponent
Points	28 by Sydney Curry vs. Wake Forest (2/26)	33 by David Jones, DePaul (12/10)
Field Goals Made	13 by Sydney Curry vs. Wake Forest (2/26)	15 by David Jones, DePaul (12/10)
Field Goals Attempted	21 by El Ellis vs. North Carolina (2/1)	25 by Antoine Davis, Detroit Mercy (11/20)
Highest FG Pct. (min. 5 made)	100 (6-6) by Sydney Curry vs. Boston College (1/19)	.875 (7-8) by Matthew Cleveland, Florida St. (1/8)
3-Point Field Goals Made	5 by Noah Locke vs. Wake Forest (12/29) by El Ellis vs. North Carolina (2/1)	6 by Antoine Davis, Detroit Mercy (11/20) by Terquavion Smith, NC State (1/12)
3-Point Field Goals Attempted	13 by Noah Locke vs. Western Kentucky (12/18)	14 by Antoine Davis, Detroit Mercy (11/20)
3-Point FG Pct. (min. 3 made)	100 (4-4) by Matt Cross vs. Navy (11/15) (4-4) by Jarrod West vs. Notre Dame (1/22)	100 five times latest (4-4) by Dallas Walton, Wake Forest (2/26)
Free Throws Made	7 by Mason Faulkner vs. Florida State (1/8)	13 by Mike Bothwell, Furman (11/12) by Jake LaRavia, Wake Forest (2/26)
Free Throws Attempted	8 by Mason Faulkner vs. Florida State (1/8)	15 by Mike Bothwell, Furman (11/12)
Free Throw Pct. (min. 8 made)	none	100 (9-9) by Jamarius Burton, Pittsburgh (1/5)
Offensive Rebounds	5 by Dre Davis vs. NC State (12/4)	8 by Damien Sears, Southern (11/9)
Defensive Rebounds	11 by Malik Williams vs. Pittsburgh (1/15) by Matt Cross vs. North Carolina (2/1)	16 by Armando Bacot, North Carolina (2/1)
Total Rebounds	15 by Matt Cross vs. North Carolina (2/1)	22 by Armando Bacot, North Carolina (2/1)
Turnovers	5 by Dre Davis vs. Notre Dame (2/9) by Sydney Curry vs. Virginia Tech (3/1)	7 vs. Caleb Love, North Carolina (2/21)
Assists	7 by Mason Faulkner (3 times) latest Virginia (3/5)	11 by Reece Beekman, Virginia (1/24)
Blocked Shots	3 by Malik Williams vs. Wake Forest (12/29) by Dre Davis vs. Duke (1/29)	8 by Nick Ongenda, DePaul (12/10)
Steals	5 by Jarrod West vs. Western Kentucky (12/18)	5 by Madut Akec, Detroit (11/20) by Reece Beekman, Virginia (3/5)
Minutes Played (regulation game)	37 by Jarrod West vs. Georgia Tech (1/2)	40 three times; latest by Caleb Love, North Carolina (2/21)
Minutes Played (overtime game)	39 by Matt Cross vs. North Carolina (2/1)	43 by L. Black & RJ Davis, North Carolina (2/1)



**2021-22 Louisville Men's Basketball
Season/Career Statistics
All games**

Summary

Player	Season Statistics										Career Statistics									
	GP-GS	MIN/G	FG%	3FG%	FT%	R/G	A/G	STL	BLK	PTS/G	GP-GS	MIN/G	FG%	3FG%	FT%	R/G	A/G	STL	BLK	PTS/G
BEARDEN, Sam	1-0	2.2	1.000	.000	.500	0.0	0.0	1	0	3.0	1-0	2.2	1.000	.000	.500	0.0	0.0	1	0	3.0
COLBERT, Brad	4-0	1.6	.000	.000	.500	0.3	0.0	0	0	0.3	7-0	1.7	.000	.000	.500	0.1	0.0	0	0	0.1
CROSS, Matt	28-9	19.2	.384	.284	.694	3.9	0.5	17	14	5.8	28-9	19.2	.384	.284	.694	3.9	0.5	17	14	5.8
CURRY, Sydney	27-11	13.5	.685	.000	.500	4.3	0.7	2	4	7.1	27-11	13.5	.685	.000	.500	4.3	0.7	2	4	7.1
DAVIS, Dre	29-23	19.9	.435	.216	.736	3.0	0.8	17	14	7.5	49-40	23.5	.419	.232	.743	3.1	0.9	28	20	7.5
ELLIS, El	31-9	20.5	.397	.364	.683	1.9	1.6	11	0	8.7	31-9	20.5	.397	.364	.683	1.9	1.6	11	0	8.7
FAULKNER, Mason	30-8	18.2	.364	.338	.750	1.5	2.7	14	1	4.7	30-8	18.2	.364	.338	.750	1.5	2.7	14	1	4.7
LOCKE, Noah	31-24	26.3	.360	.344	.714	2.4	0.9	13	2	9.7	31-24	26.3	.360	.344	.714	2.4	0.9	13	2	9.7
MYLES-DEVORE, Ashton	1-0	1.2	.000	.000	.000	0.0	0.0	0	1	0.0	2-0	1.0	.000	.000	.000	0.0	0.0	0	1	0.0
TRAYNOR, JJ	10-1	8.2	.389	.333	.000	1.4	0.1	2	1	1.6	30-1	11.5	.466	.438	.655	1.8	0.1	4	12	3.1
WEST, Jarrod	31-25	27.9	.382	.333	.789	2.5	2.9	42	0	6.2	31-25	27.9	.382	.333	.789	2.5	2.9	42	0	6.2
WHEELER, Roosevelt	21-0	6.7	.632	.000	.750	1.7	0.1	5	4	1.6	21-0	6.7	.632	.000	.750	1.7	0.1	5	4	1.6
WILLIAMS, Malik	26-24	24.7	.458	.300	.679	7.8	1.0	31	15	9.5	121-61	17.7	.444	.310	.669	5.5	0.4	66	85	7.1
WILLIAMSON, Samuel	29-6	16.5	.448	.154	.571	3.7	0.8	12	4	5.4	78-22	18.9	.465	.263	.643	4.2	0.8	27	11	6.0
WITHERS, Jae'Lyn	29-15	18.1	.410	.234	.667	4.6	0.6	20	12	5.8	49-35	21.2	.478	.271	.674	5.8	0.5	38	19	7.5
WIZNITZER, Gabe	5-0	6.2	1.000	.000	.000	0.8	0.2	0	1	0.4	17-0	5.8	.417	.000	.455	1.1	0.2	0	2	0.9


Scoring

Player	Season Statistics								Career Statistics							
	FG-FGA	FG%	3FG-3FGA	3FG%	FT-FTA	FT%	PTS	PTS/G	FG-FGA	FG%	3FG-3FGA	3FG%	FT-FTA	FT%	PTS	PTS/G
BEARDEN, Sam	1-1	1.000	0-0	.000	1-2	.500	3	3.0	1-1	1.000	0-0	.000	1-2	.500	3	3.0
COLBERT, Brad	0-2	.000	0-2	.000	1-2	.500	1	0.3	0-2	.000	0-2	.000	1-2	.500	1	0.1
CROSS, Matt	56-146	.384	25-88	.284	25-36	.694	162	5.8	56-146	.384	25-88	.284	25-36	.694	162	5.8
CURRY, Sydney	85-124	.685	0-0	.000	22-44	.500	192	7.1	85-124	.685	0-0	.000	22-44	.500	192	7.1
DAVIS, Dre	84-193	.435	11-51	.216	39-53	.736	218	7.5	134-320	.419	23-99	.232	75-101	.743	366	7.5
ELLIS, El	94-237	.397	40-110	.364	43-63	.683	271	8.7	94-237	.397	40-110	.364	43-63	.683	271	8.7
FAULKNER, Mason	43-118	.364	23-68	.338	33-44	.750	142	4.7	43-118	.364	23-68	.338	33-44	.750	142	4.7
LOCKE, Noah	107-297	.360	66-192	.344	20-28	.714	300	9.7	107-297	.360	66-192	.344	20-28	.714	300	9.7
MYLES-DEVORE, Ashton	0-0	.000	0-0	.000	0-0	.000	0	0.0	0-0	.000	0-0	.000	0-0	.000	0	0.0
TRAYNOR, JJ	7-18	.389	2-6	.333	0-0	.000	16	1.6	34-73	.466	7-16	.438	19-29	.655	94	3.1
WEST, Jarrod	65-170	.382	33-99	.333	30-38	.789	193	6.2	65-170	.382	33-99	.333	30-38	.789	193	6.2
WHEELER, Roosevelt	12-19	.632	0-0	.000	9-12	.750	33	1.6	12-19	.632	0-0	.000	9-12	.750	33	1.6
WILLIAMS, Malik	92-201	.458	24-80	.300	38-56	.679	246	9.5	306-689	.444	83-268	.310	170-254	.669	865	7.1
WILLIAMSON, Samuel	64-143	.448	2-13	.154	28-49	.571	158	5.4	188-404	.465	20-76	.263	72-112	.643	468	6.0
WITHERS, Jae'Lyn	64-156	.410	15-64	.234	24-36	.667	167	5.8	143-299	.478	23-85	.271	60-89	.674	369	7.5
WIZNITZER, Gabe	1-1	1.000	0-0	.000	0-0	.000	2	0.4	5-12	.417	0-0	.000	5-11	.455	15	0.9

Totals

Player	Season Statistics									Career Statistics								
	O-REB	D-REB	TOTAL	PF	FO	A	TO	A/TO		O-REB	D-REB	TOTAL	PF	FO	A	TO	A/TO	
BEARDEN, Sam	0	0	0	0	0	0	0	0.0		0	0	0	0	0	0	0	0.0	
COLBERT, Brad	0	1	1	0	0	0	1	0.0		0	1	1	0	0	0	1	0.0	
CROSS, Matt	35	73	108	56	0	13	33	0.4		35	73	108	56	0	13	33	0.4	
CURRY, Sydney	41	76	117	55	0	19	28	0.7		41	76	117	55	0	19	28	0.7	
DAVIS, Dre	38	49	87	60	1	24	39	0.6		72	78	150	110	2	46	72	0.6	
ELLIS, El	6	53	59	46	0	50	44	1.1		6	53	59	46	0	50	44	1.1	
FAULKNER, Mason	8	36	44	45	1	80	32	2.5		8	36	44	45	1	80	32	2.5	
LOCKE, Noah	14	60	74	37	0	29	32	0.9		14	60	74	37	0	29	32	0.9	
MYLES-DEVORE, Ashton	0	0	0	0	0	0	1	0.0		0	0	0	0	0	0	2	0.0	
TRAYNOR, JJ	6	8	14	11	0	1	5	0.2		20	34	54	34	1	2	13	0.2	
WEST, Jarrod	9	69	78	56	0	90	37	2.4		9	69	78	56	0	90	37	2.4	
WHEELER, Roosevelt	11	25	36	21	0	2	4	0.5		11	25	36	21	0	2	4	0.5	
WILLIAMS, Malik	45	157	202	50	1	26	37	0.7		197	467	664	213	3	52	100	0.5	
WILLIAMSON, Samuel	29	78	107	32	0	24	31	0.8		93	236	329	123	1	64	97	0.7	
WITHERS, Jae'Lyn	30	102	132	56	1	16	44	0.4		81	204	285	118	5	25	68	0.4	
WIZNITZER, Gabe	0	4	4	7	0	1	1	1.0		9	10	19	21	0	4	4	1.0	

2021-22 Louisville Photo Roster



0 Noah Locke
G 6-3 210 Sr.
Baltimore, Md.
(University of Florida)



1 Mike James *
G/F 6-6 215 Fr.
Orlando, Fla.
(Oak Ridge HS)
**out for season/injury*




3 El Ellis
G 6-3 180 Jr.
Durham, N.C.
(Tallahassee Comm. College)



4 Roosevelt Wheeler
F/C 6-10 245 Fr.
Richmond, Va.
(John Marshall HS)



5 Malik Williams
F/C 6-11 245 Sr.
Ft. Wayne, Ind.
(Snider HS)



10 Samuel Williamson
G/F 6-7 205 Jr.
Rockwall, Texas
(Rockwall HS)



11 Mason Faulkner
G 6-1 185 Gr.
Glasgow, Ky.
(Western Carolina University)



12 JJ Traynor
F 6-8 200 So.
Bardstown, Ky.
(Bardstown HS)




13 Jarrod West
G 5-11 185 Gr.
Clarksburg, W.Va.
(Marshall University)



14 Dre Davis
G/F 6-6 210 So.
Indianapolis, Ind.
(Lawrence Central HS)



15 Drew Schultz
F 6-4 200 So.
Rockwall, Texas
(Rockwall HS)



20 Sam Bearden
F 6-5 200 So.
Louisville, Ky.
(Holy Cross HS)



21 Sydney Curry
F 6-8 270 Jr.
Ft Wayne, Ind.
(John A. Logan College)




23 Gabe Wiznitzer
C 6-11 245 So.
Walhalla, S.C.
(Hargrave Military Academy)



24 Jae'Lyn Withers
F 6-8 225 R-So.
Charlotte, N.C.
(Cleveland (OH) Heights HS)



30 Ashton Myles-Devore
G 6-1 165 So.
Versailles, Ky.
(Woodford County HS)



33 Matt Cross
F 6-7 230 So.
Beverly, Mass.
(University of Miami/Fla.)



45 Brad Colbert
G 6-2 185 So.
Loveland, Ohio
(Andrews Osborne Academy)

On The Bench



Mike Pegues
Interim Head Coach



Ross McMains
Assistant Coach



Kahil Fennell
Assistant Coach



Taylor Barnette
Assistant Coach

Pronunciations:

- Jarrod West (JAIR-uhd)
- Gabe Wiznitzer (WIZ-nit-zer)
assistant coaches
- Mike Pegues (puh-GEESE)
- Kahil Fennell (kuh-HILL fe-NELL)

