



ST. BONAVENTURE BASKETBALL

2021 ATLANTIC 10 CHAMPIONS | 2019 ATLANTIC 10 RUNNER-UP | 2018 NCAA TOURNAMENT | 2016 NIT
 2016 ATLANTIC 10 REGULAR SEASON CO-CHAMPIONS | 2012 ATLANTIC 10 CHAMPIONS | 8 NCAA TOURNAMENTS

2021-22 SCHEDULE

NOVEMBER (5-1)

Nov. 9	SIENA (TV: ESPN+)	W, 75-47
Nov. 14	CANISIUS (TV: ESPN+)	W, 69-60
Nov. 18	Boise State (TV: ESPN2)!	W, 67-61
Nov. 19	Clemson (TV: ESPN2)!	W, 68-65
Nov. 21	Marquette (TV: ESPN)!	W, 70-54
Nov. 27	N. IOWA (TV: ESPN+)	L, 90-80

DECEMBER (3-2)

Dec. 1	COPPIN STATE (TV: ESPN+)	W, 93-81
Dec. 4	BUFFALO (TV: NBC Digital)	W, 68-65
Dec. 8	LOYOLA (MD) (TV: ESPN+)	W, 84-71
Dec. 11	#15/18 UConn (TV: ESPN2) \$	L, 74-64
Dec. 17	Virginia Tech (TV: ESPN2) %	L, 86-49
Dec. 22	at Northeastern (TV: NESN)	Canceled
Dec. 30	at GW* (TV: ESPN+)	Canceled

JANUARY (4-2)

Jan. 2	at Dayton* (TV: CBSSN)	PPD to 1/18
Jan. 5	FORDHAM* (TV: ESPN+)	PPD to 2/8
Jan. 8	SAINT LOUIS* (TV: CBSSN)	PPD to 2/14
Jan. 11	at La Salle* (TV: ESPN+)	W, 80-76 (OT)
Jan. 14	VCU* (TV: ESPN2)	W, 73-53
Jan. 18	at Dayton* (TV: ESPN+)	L, 68-50
Jan. 21	at Duquesne* (TV: ESPN2)	W, 64-56
Jan. 26	at George Mason* (TV: ESPN+)	L, 75-66
Jan. 29	SAINT JOSEPH'S* (TV: USA)	W, 80-69

FEBRUARY (7-2)

Feb. 1	DAVIDSON* (TV: CBSSN)	L, 81-76
Feb. 4	at Richmond* (TV: ESPN2)	L, 71-61
Feb. 8	FORDHAM* (TV: ESPN+)	W, 76-51
Feb. 11	at Saint Louis* (TV: ESPN2)	W, 68-61
Feb. 14	SAINT LOUIS* (TV: CBSSN)	W, 83-79
Feb. 16	UMASS* (TV: ESPN+)	W, 83-71
Feb. 19	DUQUESNE* (TV: ESPNU)	W, 81-55
Feb. 22	RHODE ISLAND* (TV: CBSSN)	W, 73-55
Feb. 26	at Saint Joseph's* (TV: CBSSN)	W, 54-52

MARCH

March 1	at VCU* (TV: CBSSN)	L, 74-51
March 4	RICHMOND* (TV: ESPN2)	W, 72-65
March 11	Saint Louis^ (TV: USA)	L, 57-56
March 15	at Colorado (TV: ESPN2) ~	W, 76-68
March 20	at Oklahoma (TV: ESPN2) ~	W, 70-68
March 22	at Virginia (TV: ESPN) ~	7:00 p.m.

Home games in BOLD ALL CAPS
 All times Eastern // * - Atlantic 10 Game
 ! - Charleston Classic
 \$ - Never Forget Tribute Classic (Newark, N.J.)
 % - Hall of Fame Charlotte Shootout (Charlotte, N.C.)
 ^ - Atlantic 10 Tournament (Washington, D.C.)
 ~ - NIT

FOLLOW THE BONNIES

- Twitter..... @GoBonnies
- @BonniesMBB
- Instagram..... @GoBonnies
- @bonnies_mbb
- Facebook GoBonnies



ST. BONAVENTURE (22-9, 12-5 A-10)

AT

VIRGINIA (21-13, 12-8 ACC)



'21-22 QUICK COMPARISON

70.3 ppg	Points Per Game	62.7 ppg
66.4 ppg	Points Allow Per Game	60.4 ppg
+0.3	Rebound Margin	-0.1
.455	Field Goal Pct.	.451
.332	3-Point Pct.	.325
10.5	Turnovers Per Game	9.7



ST. BONAVENTURE QUICK FACTS

Head Coach: Mark Schmidt
 Record at SBU: 267-194 / 15th season
 Scoring Leader: Jalen Adaway (15.9 ppg)
 Rebounds Leader: Osun Osunniyi (7.7 rpg)
 Assists Leader: Kyle Lofton (5.8 apg)

VIRGINIA QUICK FACTS

Head Coach: Tony Bennett
 Record at UVA: 315-116 / 16th season
 Scoring Leader: Jayden Gardner (15.4 ppg)
 Rebounds Leader: Jayden Gardner (6.4 rpg)
 Assists Leader: Reece Beekman (5.1 apg)

- St. Bonaventure earned its spot in the quarterfinals of the NIT following victories at Colorado and Oklahoma.
- The Bonnies upset the top-seeded Sooners Sunday night, led by senior Jaren Holmes who posted his fourth 20-point scoring effort of the season Sunday night with a team-high 23 points. Sunday's win came on the anniversary of the 1977 NIT Championship win.
- St. Bonaventure captured a 76-68 win at Colorado in the NIT First Round last Tuesday night. Jalen Adaway led all scorers with 17 points (7-13 FG) while Kyle Lofton matched a program NIT record with eight assists in addition to 15 points. Osun Osunniyi delivered his 21st career double-double with 13 points and 10 rebounds along with four blocks.
- St. Bonaventure makes its 17th appearance all-time in the NIT and first since 2016 when it was a No. 1 seed. The others were 1951-52, 1957-60, 1964, 1971, 1977, 1979, 1983, 1995, 1998 and 2001.
- The Bonnies are making their 25th appearance overall in either the NIT or the NCAA Tournament and fifth under head coach Mark Schmidt who guided the Bonnies to NCAA appearances in 2012, 2018 and 2021 in addition to the 2016 NIT bid.
- Bona has traveled 5,559 miles through three rounds of NIT play so far (Bona's to Boulder, Co. and back, and then to Norman, Okla. and finally to Charlottesville, Va.). An NIT appearance will allow another opportunity for St. Bonaventure's senior class, including First Team A-10 selection Jalen Adaway (15.9 ppg, 6.1 rpg), A-10 Defensive Player of the Year Osun Osunniyi (11.3 ppg, 7.7 rpg) and Third Team selection Kyle Lofton (12.8 ppg, 5.8 apg) along with classmates Jaren Holmes (13.5 ppg, 5.0 rpg) and Dominick Welch (11.9 ppg, 5.8 rpg).




St. Bonaventure won the NIT in 1977 and reached the semifinals in 1952, '57, '58, '60, and '71. SBU scored its first NIT win since 1995 last Tuesday at Colorado.

0 • KYLE LOFTON GUARD • SR.	1 • DOMINICK WELCH GUARD • SR.	5 • JAREN HOLMES GUARD • SR.	21 • OSUN OSUNNIYI CENTER • SR.	33 • JALEN ADAWAY FORWARD • R-SR.					
PPG	RPG	PPG	RPG	PPG	RPG	PPG	RPG	PPG	RPG
12.8	3.5	11.9	5.8	13.5	5.0	11.3	7.7	15.9	6.1
APG	MPG	APG	MPG	APG	MPG	BPG	MPG	APG	MPG
5.8	38.4	1.6	37.4	3.7	37.9	2.9	30.5	1.1	37.9

RESERVES

#	Name	Pos.	Yr.	PPG	RPG	MPG	Notes
2	Quadry Adams	G	R-Fr.	2.1	0.9	8.8	Started three non-conference games
3	Joryam Saizonou	G	Fr.	0.5	0.3	2.0	Avg. 7 ppg for Netherlands U-18 team
4	Linton Brown	G	R-So.	3.0	1.5	13.0	JUCO All-American, avg. 18 ppg last yr
10	Oluwasegun Durosini	F/C	R-Fr.	0.3	1.0	4.5	5 reb, 2 blk in 22 min at VCU 3/1
11	Justin Ndjock-Tadjore	G	Fr.	0.4	0.3	2.8	Scored first 4 collegiate points 2/19 vs. Duq
12	Abdoul Karim Coulibaly	F	R-So.	3.6	1.6	9.5	Four points at Colorado

2022 NATIONAL INVITATION TOURNAMENT



All Games Eastern Time // Home Team in Bold and Caps
 *Automatic Qualifiers - Regular Season Conference Champions

Copyright 2022 NIT, L.L.C.

ST. BONAVENTURE BASKETBALL



NUMERICAL

No.	Name	Pos.	Class	Ht.	Wt.	Hometown/High School	Major
0	Kyle Lofton	G	Senior	6-3	185	Hillside, N.J. / Union Catholic	Sociology
1	Dominick Welch	G	Senior	6-5	205	Buffalo, N.Y. / Cheektowaga	Video Production
2	Quadry Adams	G	R-Freshman	6-3	190	Piscataway, N.J. / St. Thomas Aquinas	Sports Management
3	Joryam Saizonou	G	Freshman	6-3	182	Almere, Netherlands / McCallie	Sports Management
4	Linton Brown	G	R-Sophomore	6-5	205	Delray Beach, Fla. / Wellington	Sports Media
5	Jaren Holmes	G	Senior	6-4	210	Detroit, Mich. / Romulus	Sports Media
10	Oluwasegun Durosinmi	F/C	R-Freshman	6-9	235	Lagos, Nigeria / Virginia Academy	Computer Science
11	Justin Ndjock-Tadjore	G	Freshman	6-7	190	Gatineau, Quebec / Cegep de l'Outaouais	Management
12	Abdoul Karim Coulibaly	F	R-Sophomore	6-9	235	Bamako, Mali / Scotland Campus (Pa.)	Criminology
20	Pedro Rossi	F	Freshman	6-8	215	Bahia Blanca, Argentina / Don Bosco	Management
21	Osun Osunniyi	F/C	Senior	6-10	220	Pleasantville, N.J./Mainland	Sports Media
23	Brett Rumpel	G	Freshman	6-4	180	Binghamton N.Y. / Seton Catholic	Undeclared Business
33	Jalen Adaway	G	R-Senior	6-5	215	Logansport, Ind. / Logansport	Sociology
41	Anouar Mellouk	F	Freshman	6-8	200	Amsterdam, Netherlands / Fork Union Acad.	Sports Management

Pronunciation Guide

Osun Osunniyi

Oh-shoon Oh-shoon-eeeye

Joryam Saizonou

JORY-um SIGH-zon-OH

Oluwasegun Durosinmi

Oh-LOO-uh-SHUH-goon DURO-sin-me

Justin Ndjock-Tadjore

in-JOCK tah-JORE-ay

Abdoul Karim Coulibaly

ab-DOUL kuh-REEM COOL-ih-BAH-lee

Pedro Rossi

Ross - ee

Jalen Adaway

Add - a - way

MEDIA SERVICES/POLICIES: All interviews with St. Bonaventure coaches, student-athletes and administrators must be coordinated through the Athletics Communications Office. Head coach Mark Schmidt and players may be requested for interviews in post-game. Players and coaches also have media availability via Zoom on the day prior to games 30 minutes before the start of that day's practice. Media members wishing to request interviews must contact Director of Athletics Communications Scott Eddy at seddy@sbu.edu. Press releases, game notes and statistics can be obtained through the official home of the Bonnies, www.GoBonnies.com.

St. Bonaventure's NIT Appearances (17)

1951, 1952, 1957, 1958, 1959, 1960, 1964, 1971, 1977,
1979, 1983, 1995, 1998, 2001, 2002, 2016, 2022

Best NIT Finish

1977 - Champion

NIT Single-Game Records

Points

40	Greg Sanders	3/20/77 vs. Houston
33	Earl Belcher	3/8/79 vs. Alabama
30	Greg Sanders	3/15/77 vs. Oregon
	Miles Aiken	3/15/64 vs. Army
29	J.R. Bremer	3/13/02 vs. Syracuse

Rebounds

16	Tim Waterman	3/8/79 vs. Alabama
	Tim Waterman	3/10/77 vs. Rutgers

Field Goals

14	Greg Sanders	3/20/77 vs. Houston
12	Earl Belcher	3/8/79 vs. Alabama
	Essie Hollis	3/10/77 vs. Rutgers
11	Greg Sanders	3/15/77 vs. Oregon

Free Throws

12	Greg Sanders	3/20/77 vs. Houston
	Glenn Hagan	3/17/77 vs. Villanova
	Greg Gary	3/27/71 vs. Duke

Three-Point Field Goals


6	J.R. Bremer	3/14/01 vs. Pittsburgh
---	-------------	------------------------

Assists

8	Kyle Lofton	3/15/22 at Colorado
	Shandue McNeill	3/16/95 vs. Southern Mississippi
	Jim Baron	3/17/77 vs. Villanova
7	Shandue McNeill	3/20/05 vs. Marquette
	Lacey Fulmer	3/8/79 vs. Alabama

Steals

12	Greg Sanders	3/10/77 vs. Rutgers
5	Nii Nelson-Richards	3/16/95 vs. Southern Mississippi
	Mark Jones	3/16/83 vs. Iona



Osunniyi Repeats as A-10 Defensive Player of the Year; Adaway, Lofton, Holmes Earn Atlantic 10 Postseason Honors

Four St. Bonaventure men's basketball players earned All-Atlantic 10 honors with the release of the all-conference teams, highlighted by a second consecutive Defensive Player of the Year award for senior center Osun Osunniyi. In addition, senior Jalen Adaway was named First Team All-Conference while classmates Kyle Lofton (Third Team) and Jaren Holmes (All-Academic) also received recognition in a vote of league coaches.

Osun Osunniyi Season Highlights:

• Atlantic 10 Defensive Player of the Year / Second Team All A-10

- Bona's first A-10 Defensive Player of the Year last season, he becomes the seventh player in league history to repeat

- St. Bonaventure's all-time blocks leader (297)

- Led all A-10 players with 79 blocks this season

- Ranks 8th nationally in blocks per game (2.9/gm)

- Third season in a row to be the only player in the A-10's top-6 in blocks (first), field goal percentage (60.5 percent, second) and rebounding (7.5 rebounds per game, sixth)

- Blocked at least one shot in 27 of 29 games including 17 games of three or more swats

- Averaged 12.3 ppg, 8.1 rpg in A-10 play

• Four straight seasons on the A-10 All-Defensive Team, first player in program history to achieve that feat

Jalen Adaway Season Highlights:

• First Team All A-10

- Served as the leader of Bonaventure's offensive attack this season, pacing the team in scoring at 16.0 points per game while adding 6.4 rebounds in nearly 38 minutes per night

- Shot nearly 49 percent overall from the floor, almost 82 percent at the foul line and scored in double figures in all but one of his 28 games played

- Has scored in double figures in 39 of the past 41 games he's played dating to last year

• Increases a stretch of seven straight years where the Bonnies have had at least one First Team All-Conference player



2021-22 ATLANTIC 10 ALL-CONFERENCE

Kyle Lofton Season Highlights:

- A two-time First Team selection, Lofton was named to the Third Team as a senior despite ranking second in the league this season in assists (5.8 apg) and steals (2.2 spg) and third in assist-to-turnover ratio (2.2) to again cement himself as one of the league's best point guards

- Ranks among the national leaders in assists (ninth) and steals (23rd)

- Battled early season ankle sprain that caused him to miss three games, the only games he has missed in his career, but still ranks third nationally in minutes per game at 38.2 mpg

- Charleston Classic MVP

- Atlantic 10 First Team selection as a sophomore and junior

- One of seven players in program history to be named All-Conference three times (along with Osunniyi)

Jaren Holmes Season Highlights:

- Second on team in season scoring (13.6 ppg)

- 6th nationally in minutes (37.9 mpg)

- 8th in A-10 assists (3.7 apg)

- Three-time A-10 All-Academic Team selection who owns a 3.6 GPA as a Sports Media major

- Second player in program history to be named A-10 All-Academic Team three times (Peter Van Paasen, 1999-2001)

St. Bonaventure's First Team All-Atlantic 10 selections in the past seven years: Jalen Adaway (2022), Kyle Lofton (2020, '21), Courtney Stockard (2019), Jaylen Adams (2016-18), Matt Mobley (2018).

Osunniyi in the A-10 stats:

All Games:	Rank
Blocks/gm 2.9 bpg	1st
Rebounding 7.5 rpg	6th
Field goal % 60.5%	2nd
Off. RPG 2.8	2nd

A-10 Games only:

Blocks/gm 2.9 bpg	1st
Rebounding 8.1 rpg	5th
Field goal % 58.8%	5th
Off. RPG 3.1	1st

Adaway in the A-10 stats:

All Games:	Rank
Scoring 16.0 ppg	9th
Rebounding 6.4 rpg	16th
Field goal % 48.7%	17th
Free throw % 81.9%	9th
Minutes 37.7 mpg	4th

A-10 Games only:

Scoring 17.4 ppg	5th
Field goal % 50.5%	13th
3-point % 37.1%	19th
Minutes 38.4 mpg	4th

Lofton in the A-10 stats:

All Games:	Rank
Scoring 13.0 ppg	T-19th
Assists/gm 5.8 apg	2nd
Assist/TO 2.2	3rd
Steals/gm 2.2 spg	2nd
Minutes 38.2	2nd
FT % 82.6%	6th

Holmes in the A-10 stats:

All Games:	Rank
Scoring 13.6 ppg	T-19th
Assists/gm 3.7 apg	8th
Assist/TO 1.7	9th
Steals/gm 1.1 spg	24th
Minutes 37.9 mpg	4th

ST. BONAVENTURE QUICK FACTS

UNIVERSITY FACTS

Location: St. Bonaventure, N.Y.

Founded: 1858

Enrollment: 2,600 (1,800 undergraduate)

Colors: Brown (PMS 476) and White

Nickname: Bonnies

Home Court: Reilly Center

Athletics Director: Joe Manhertz



COACHING STAFF

Head Coach: Mark Schmidt (Boston College '85)

Record at SBU: 267-194 / All-Time Record: 349-284

Assistant Coaches:

Steve Curran, Associate Head Coach (Merrimack '92, 12th Season)

Sean Neal (La Salle, '07, '11, 4th Season)

Chris Lowe (UMass '09, 1st Season)

Director Of Basketball Operations:

Matt Pappano (St. Bonaventure '07, 14th Season)

MEDIA RELATIONS

Men's Basketball Contact: Scott Eddy

Office Phone: 716-375-4019

Cell Phone: 716-397-3462

E-mail Address: seddy@sbu.edu

Athletics Website: GoBonnies.com

SOCIAL MEDIA

Athletics Twitter: @GoBonnies / @BonniesMBB

Athletics YouTube: GoBonniesTV

Athletics Instagram: GoBonnies

Athletics Hashtags: #Bonnies | #Unfurl

ALL-TIME RECORD

- 102nd season of men's basketball
- Years: 1919 to present (no team 1943-44)
- NCAA Tournament appearances: 8
- NCAA Tournament record: 7-10
- NIT appearances: 17
- NIT record: 19-17

NCAA TOURNAMENT HISTORY

- Appearances (8): 2021, 2018, 2012, 2000, 1978, 1970, 1968, 1961
- Regional Semifinals (2): 1968, 1961
- Final Fours (1): 1970

NIT HISTORY

- Appearances (17): 2022, 2016, 2002, 2001, 1998, 1995, 1983, 1979, 1977, 1971, 1964, 1960, 1959, 1958, 1957, 1952, 1951
- Championships (1): 1977

WE ARE ST. BONAVENTURE

The appropriate reference for our institution is St. Bonaventure University - the term "St. Bonnies" is an unacceptable University reference.

PROGRAM NOTES

- Prior to this year, St. Bonaventure had never won a true road game in the NIT (0-6). The Bonnies played a first round game vs. Rutgers at Princeton on the way to the 1977 championship but scored their first true road NIT triumph at Colorado Tuesday before backing that up with a win over top-seeded Oklahoma Sunday.
- The last time the Bonnies advanced to the quarterfinals of the NIT was 1977 when they won the only national championship in school history. In all, Bona has advanced to the quarterfinals or better six times. Bona has played in the NIT semifinals three times: 1951, 1952 and 1977.
- St. Bonaventure is now 19-17 all-time in NIT games.
- The Bonnies are now 7-6 against Power 6 foes since 2017-18.
- With 22 wins on the season, the Bonnies have their winningest season since 2017-18 when they set the program record with 26 victories. Bona has reached the 20-win mark five times under head coach Mark Schmidt.
 - o Bona has won at least 18 games every year since 2013-14.
 - o During that nine-year span, the Bonnies have averaged nearly 20 victories per year.
- St. Bonaventure is the last remaining Atlantic 10 team in postseason competition. The A-10 sent six teams to either the NCAA or NIT tournaments this year: Davidson (NCAA), Richmond (NCAA), St. Bonaventure (NIT), Dayton (NIT), Saint Louis (NIT), VCU (NIT).
 - o Counting postseason play, the Bonnies are 8-6 this season against teams to reach either the NCAA Tournament or NIT. During the regular season, Bona secured wins over NCAA Tournament entrants Boise State, Marquette and Richmond.
- St. Bonaventure has drained 10 3-pointers in each of the first two rounds of the NIT. It is the first time all season the Bonnies have reached that total in back-to-back games. Bona hit 10 or more treys in just three regular season games including a season-high 14 against ACC foe Clemson Nov. 19.
- Bona's win over Oklahoma was its first over a top seed in the NIT.
- St. Bonaventure had never beaten two Power 5 teams back-to-back prior to this week.
- The Bonnies are the only team in the NIT bracket this year to win back-to-back road games.

PLAYER NOTES

- Senior **Jaren Holmes** posted his fourth 20-point scoring effort of the season Sunday night with a team-high 23 points at Oklahoma. It was his first 20-point game since reaching that total in a win over Saint Joseph's Jan. 29.
 - o He was a perfect 4-for-4 from distance at OU.
 - o Holmes now stands at 995 career points. With five more points, he would join the rest of the Bonnies starting five in the 1,000-point club. He is seeking to become the 48th player in program history to reach 1,000 points in a Bonnies uniform.
- Senior **Kyle Lofton** posted his 90th career game of double-figure scoring with 10 points at Oklahoma. He has reached double figures in 21 of 28 games played this year.
 - o Lofton needs three more assists to pass Jaylen Adams, '18, for third all-time in Bonaventure career history. He enters Tuesday's game with 588 career dimes.
- Senior **Osun Osunniyi** has delivered double-doubles in each of the first two rounds of the NIT, averaging 13.5 ppg and 10 rpg.
 - o Osunniyi now has 22 career double-doubles.
 - o Osunniyi moved into fourth place all-time in Bonnies rebounding history with 889 following 10 boards Sunday, passing Andrew Nicholson, '12.
- Senior **Jalen Adaway** has scored double figures in 20 consecutive games and 39 of the last 41 contests.
 - o Adaway (11 points) and Lofton (10 points) each scored all of their points after halftime during Sunday's win at Oklahoma.

Bonnies vs. Virginia

Series Record _____

First meeting _____

The Bonnies and Cavaliers are meeting for the first time in the sport of men's basketball. In each of the first two rounds of the NIT, the Bonnies scored their first-ever victory over their opponent, beating both Colorado and Oklahoma in the second all-time meeting between each of those schools.

St. Bonaventure is 1-1 against ACC teams this season, defeating Clemson at the Charleston Classic in November before falling to Virginia Tech in Charlotte in December.

Bona's November win over Clemson was its first over an ACC opponent since 2017 when the Bonnies won at Syracuse.

UVA ranked 83 in the NCAA NET rankings while SBU was 85.

THE ROAD SO FAR: St. Bonaventure had just 50 hours' notice between the reveal of the NIT bracket on Selection Sunday and their first round game last Tuesday at Colorado. Bona defeated their Pac-12 foe despite the cross country trek across two time zones and having to deal with the high altitude.

The reward for Bona's first round win was another 1,200-mile trip west, this time to No. 1 seed Oklahoma. The Bonnies upset another Power 5 foe, taking down the Sooners on their home floor Sunday night.

Now, the Bonnies head back across the country for a date at Virginia, their third straight road game - the only team in the tournament to play three in a row on the road - with a date at Madison Square Garden on the line.

ADAWAY NAMED USBWA ALL-DISTRICT

- Already a First Team Atlantic 10 selection, St. Bonaventure senior **Jalen Adaway** can add U.S. Basketball Writers Association (USBWA) All-District honors to his resume.
- Adaway was one of 10 players selected to the District II team including schools from New York, New Jersey, Delaware, Pennsylvania and West Virginia. Joining him on the team are Collin Gillespie of Villanova, Buddy Boeheim (Syracuse), Julian Champagnie (St. John's), Aaron Estrada (Hofstra), Ron Harper Jr. (Rutgers), Tyson Jolly (Iona), Justin Moore (Villanova), Jared Rhoden (Seton Hall) and Jeenathan Williams (Buffalo).
- The All-District teams are selected by members of the USBWA. Twenty-five Division I conferences and 90 players are represented nationwide on the All-District squads.
- With his selection, Adaway joins an elite list of Bonnies to earn USBWA All-District honors: In the past two decades only four other SBU players have been named to the lists: Kyle Lofton last season, Jaylen Adams (twice, 2016-17 and again in 2017-18), Andrew Nicholson (2010-11) and Marques Green (2003-04).

Bonnies NIT History **One Championship (1977)**

YEAR	ROUND	OPPONENT	RESULT
2022	Second Round	at Oklahoma	W, 70-68
2022	First Round	at Colorado	W, 76-68
2016	First Round	Wagner	L, 79-75
2002	First Round	at Syracuse	L, 76-66
2001	First Round	at Pitt	L, 84-75
1998	First Round	at Vanderbilt	L, 73-61
1995	First Round	Southern Miss	W, 75-70
	Second Round	at Marquette	L, 70-61
1983	First Round	at Iona	L, 90-76
1979	First Round	at Alabama	L, 98-89
1977	First Round	vs. Rutgers (at Princeton)	W, 79-77 (OT)
	Second Round	vs. Oregon (at MSG)	W, 76-73
	Semifinals	vs. Villanova (at MSG)	W, 86-82
	Championship	vs. Houston (at MSG)	W, 94-91
1971	First Round	vs. Purdue (at MSG)	W, 94-79
	Second Round	vs. Hawaii (at MSG)	W, 73-64
	Third Round	vs. Georgia Tech (at MSG)	L, 76-71 (2 OT)
	Consolation	vs. Duke (at MSG)	W, 92-88 (OT)
1964	First Round	vs. Army (at MSG)	L, 64-62
1960	First Round	vs. Holy Cross (at MSG)	W, 94-81
	Second Round	vs. St. John's (at MSG)	W, 106-71
	Third Round	vs. Bradley (at MSG)	L, 82-71
	Consolation	vs. Utah State (at MSG)	L, 99-83
1959	First Round	vs. St. John's (at MSG)	L, 82-74
1958	First Round	vs. Saint Joseph's (at MSG)	W, 79-55
	Second Round	vs. Xavier (at MSG)	L, 72-53
	Consolation	vs. St. John's (at MSG)	W, 84-69
1957	First Round	vs. Cincinnati (at MSG)	W, 90-72
	Quarterfinals	vs. Seattle (at MSG)	W, 85-68
	Semifinals	vs. Memphis (at MSG)	L, 80-78
	Third Place Game	vs. Temple (at MSG)	L, 67-50
1952	Quarterfinals	Western Kentucky (at MSG)	W, 70-69
	Semifinals	vs. Dayton (at MSG)	L, 69-62
	Third Place Game	vs. Duquesne (at MSG)	W, 48-34
1951	First Round	vs. Cincinnati (at MSG)	W, 70-67 (2 OT)
	Quarterfinals	vs. St. John's (at MSG)	L, 60-58



TRENDING NUMBERS

4-2 – St. Bonaventure is 4-2 against Power 6 teams this season - the Bonnies defeated Marquette and Clemson in November's Charleston Classic before battling UConn to the wire in December and falling to Virginia Tech in the non-conference finale.

3 – **Osun Osunniyi** has three or more blocks in 58 career games. With three blocks in the regular season finale vs. Richmond, Osunniyi broke the school record for career swats with 290, breaking a mark which had stood for 22 years.

3 – **Dominick Welch delivered four 3-pointers in Tuesday's win at Colorado and three more at Oklahoma. In 10 career postseason games (A-10 Tournament, NCAA Tournament, NIT), Welch has made at least one three in every contest including multiple treys in eight of those games (2.9 per game on average).**

8 – **Kyle Lofton** tied a Bonnies NIT single-game record with eight assists last Tuesday at Colorado, matching Shandue McNeill (1995 vs. Southern Miss) and Jim Baron (1977 vs. Villanova).

10-2 – The Bonnies opened their first two games of the NIT - at Colorado and at Oklahoma - with 10-2 runs.

11-0 – St. Bonaventure has not been noted for hot starts to games this year, but when it has started well, wins have generally followed: the Bonnies are 11-0 when leading at the half.

20 – **Jalen Adaway** has scored in double figures in 20 consecutive games.

25 – St. Bonaventure's 25-day gap between games (Dec. 17 - Jan. 11) is the fifth-longest for any Division I team this season and the longest in-season layoff in program history. Siena and James Madison each went 29 days between games. Other long layoffs: Saint Peter's (27 days), George Washington (26), Manhattan (24), Colorado State (24) and Long Beach State (24 days).

31% – The Bonnies have guarded the perimeter much better in the second half of the season. **After allowing opponents to shoot 35% from deep and hit 9.6 3s per game in the first 19 games of the year, the Bonnies held opponents to 31% 3-point shooting while allowing 7.4 3s per game in the final nine games** when Bona's went 8-1 to finish the regular season.

65 – The Bonnies are 25-3 when holding opponents to 65 points or less in the past two seasons, with the third loss coming in last Friday's A-10 quarterfinal vs. Saint Louis, 57-56.

90 – **Kyle Lofton** produced his 90th career game of scoring double figures in Sunday's win at Oklahoma.

141 – **St. Bonaventure head coach Mark Schmidt owns 141 A-10 wins, recently breaking a tie with former Bonnies and Rhode Island coach Jim Baron for fifth in A-10 history.** In addition to his coaching career, Baron helped key Bona's 1977 NIT championship as that team's point guard.

889 – **Osun Osunniyi** surpassed Andrew Nicholson, '12, for fourth in Bonnies rebounding history with his 10 boards Sunday at Oklahoma (889 boards).

4,300 – **Kyle Lofton** surpassed 4,000 minutes played for his career during the Feb. 16 over UMass. At over 4,300 minutes now played for his career, that is equivalent to nearly three days.

11,000 – Bona's three seniors who have played their entire four-year careers together - Lofton, Osunniyi and Welch - have combined to play over 11,000 minutes with each other in Bonnies uniforms.

SBU Career Scoring Chart

13.	Glenn Price	1,657	1971-74
14.	Kyle Lofton	1,589	2018-Pres.
15.	Rocky Llewellyn	1,572	1985-89
...			
31.	Carl Jackson	1,202	1970-73
32.	Michael Burnett	1,194	1987-91
33.	Dominick Welch	1,163	2018-Pres.
...			
42.	Ken Murray	1,090	1946-50
43.	Ken Fairfield	1,074	1956-59
	Osun Osunniyi	1,074	2018-Pres.

SBU Career Assists Chart

1.	Marques Green	657	2000-04
2.	Shandue McNeill	616	1993-97
3.	Jaylen Adams	590	2014-18
4.	Kyle Lofton	588	2018-Pres.

SBU Career Steals Chart

5.	Mark Jones	194	1979-83
6.	J.R. Bremer	185	2014-18
7.	Kyle Lofton	178	2018-Pres.
8.	Jaylen Adams	170	2014-18

SBU Career Blocks Chart

1.	Osun Osunniyi	297	2018-Pres.
2.	Caswell Cyrus	289	1996-00
3.	Andrew Nicholson	244	2008-12

Atlantic 10 Career Blocks Chart

8.	Hassan Martin (SLU)	317	2013-17
9.	Damian Saunders (DUQ)	300	2008-11
10.	Osun Osunniyi	297	2018-Pres.
11.	Bryant Dunston (FOR)	294	2005-08

SBU Career Rebounds Chart

1.	Bob Lanier	1,180	1967-70
2.	Essie Hollis	939	1973-77
3.	Glenn Price	922	1971-74
4.	Osun Osunniyi	889	2018-Pres.
5.	Andrew Nicholson	887	2008-12

SBU Career 3-Pointers Chart

1.	Marques Green	281	2000-04
2.	Jaylen Adams	270	2014-18
3.	Dominick Welch	248	2018-Pres.

SBU Career Field Goal Pct. Chart

1.	Osun Osunniyi	59.4%	2018-Pres.
2.	Bob Lanier	57.6%	1967-70

SBU Career Free Throw Pct. Chart

7.	Earl Belcher	83.1%	1977-81
8.	Norman Clarke	82.8%	1980-84
9.	Kyle Lofton	81.8%	2018-Pres.
10.	Mark Jones	80.7%	1979-83

IRONMAN FIVE 2.0

- One of St. Bonaventure's legendary teams from its rich basketball history is a team Bona fans refer to as the "Ironman Five." The 1967-68 Bonnies team went an undefeated 22-0 in the regular season and rose to No. 3 in the national rankings behind a starting five that played nearly every second (Bob Lanier, Bill Butler, Jim Satalin, Bill Kalbaugh, John Hayes). The 2020-21 Bonnies starters had a similar "ironman" feel with all averaging over 32 minutes per game. Over 89 percent of St. Bonaventure's season scoring came from its regular starting five, the highest percentage in the nation. The original ironmen averaged an amazing 97 percent of their team scoring. Bona's current iron five also make the Bonnies the 10th-most experienced team nationally this season according to KenPom. Four Bonnies currently rank in the nation's top-10 for minutes per game: Kyle Lofton (3rd); Jaren Holmes (6th); Jalen Adaway (7th); Dominick Welch (9th). The starters account for over 90% of the season scoring this year.

NATIONAL RANKINGS

- St. Bonaventure individual players in the national rankings:
 - ...**Osun Osunniyi** ranks eighth in blocks per game (2.97 bpg)
 - ...Osunniyi is also 11th in total blocks (86)
 - ...**Kyle Lofton** stands ninth in assists per game (5.8 apg)
 - ...Lofton is also 26th in steals per game (2.1 spg).

TEAM CAPTAINS

- For the first time in program history, the Bonnies boast five team captains - the returning senior class of **Kyle Lofton, Osun Osunniyi, Dominick Welch, Jaren Holmes** and **Jalen Adaway**. Lofton has been a captain since his freshman season - the only Mark Schmidt player to boast that.

ALL-STAR TRIO

- When Bonaventure's star senior trio of **Kyle Lofton, Osun Osunniyi** and **Dominick Welch** have all been available for a full game, the Bonnies are 63-19 since Feb. 12, 2019. The three Bonnies account for over 11,000 minutes played during their four-year careers.



LOFTON'S LOFTY NUMBERS

- **Kyle Lofton** is a two-time Atlantic 10 First Team selection, one of five players in school history to achieve that feat. This year, he ranks second in the A-10 in assists at 5.8 apg.
- He is one of 17 active players nationwide with 1,500 career points and 500 career assists.
- **He played 94 percent of possible team minutes** the past three seasons including 96 percent last year. Lofton ranked as the nation's ironman with most minutes per game in 2019-20 and stood third last year.
- His 2.23 career assist-to-turnover ratio also stands 15th among all active NCAA Division I players.
- He **averages five assists per game for his career**, a mark that ranks fourth in school history. He has never played a collegiate game without handing out at least one assist.
- **Lofton has handed out seven or more assists on 27 occasions. He has reached at least five assists in 65 career games.**
- He is the only member of last year's A-10 First Team to return this season.
- Has started every game played during his career, earning team captain rank before ever playing a collegiate game. Had a 93-game start streak snapped Dec. 4 (ankle), missing three games due to injury and forcing the Bonnies to play without their fourth-year point guard for the first time since 2018.



'SHOON SWATS

- **Osun Osunniyi** has proven himself to be one of the nation's top shot blockers. **His 297 career blocks stand fourth among all active Division I players and his 2.74 blocks per game also ranks fourth among all D-I players (45+ games).** Also, his 8.1 rebounds per game over his career stand 20th nationally among all active Division I players. He has been named to the A-10 All-Defensive Team each of the last three years. He currently ranks FIRST among A-10 players with 2.9 blocks per game this year.
- **For the third consecutive year, Osunniyi is the ONLY A-10 player to rank in the top six of the league's rebounding, blocks and field goal percentage leaders: Blocks - 1st, Rebounding - 6th, FG percentage - 2nd.**
- 59% of Osunniyi's blocks in the regular season were recovered by St. Bonaventure
- 77% of his blocks stayed in bounds
- 13% were blocked with his left hand
- Last season, Osunniyi became the first player in program history to block 60 shots and hand out 50 assists in the same year despite playing only 21 games.

ANOTHER 20-WIN SEASON

- St. Bonaventure's senior class added yet another milestone by achieving their first 20-win season, due in large part to pandemic cancellations. It is the first 20-win campaign for the Bonnies since 2017-18 when the Bonnies set the program record for victories with 26. The Bonnies have come oh-so-close in the years since: Bona entered the 2020 A-10 Tournament with 19 wins, but never played a tournament game due to the pandemic. The previous year, Bona finished with 18 victories. Last year, the Bonnies wrapped with 16 wins - but owned a .761 winning percentage after the season was shortened to just 21 games. St. Bonaventure has its fifth 20-win campaign under head coach Mark Schmidt and 17th all-time. Over the past 10 seasons, the Bonnies are 213-123 (.633).

LOFTON, WELCH EARN A-10 PLAYER OF THE WEEK BACK-TO-BACK

- St. Bonaventure senior **Dominick Welch** was named the Atlantic 10 Co-Player of the Week Feb. 21 after averaging 19.3 points, 7.3 rebounds, 2.0 steals and shooting 59% from the floor as well as 50% from 3 (13-26) in three wins over Saint Louis, UMass and Duquesne. He posted a career-high 23 points along with 10 rebounds in the UMass win, going 7-9 from long range.
- Kyle Lofton** added another accomplishment to his resume when he was finally named Atlantic 10 Player of the Week for the first time on Feb. 14. A two-time First Team All-Conference honoree, he took weekly honors for the first time after keying two wins. Lofton averaged 17.5 points, 4.5 assists, 3.5 rebounds and 3.5 steals in victories over Fordham and Saint Louis including 16 points, eight assists, four steals Feb. 11 at SLU.

THE ELDER STATESMEN

- St. Bonaventure is one of the nation's oldest teams this season. Bona's 11 active scholarship players are an average age of 21.1 with four players (Jalen Adaway, Jaren Holmes, Osun Osunniyi, Dominick Welch) 23 years of age and Kyle Lofton 22. Newcomers Linton Brown and Abdoul Karim Coulibaly are also 21, each with multiple seasons of collegiate experience - Coulibaly owning two seasons of previous experience in the ACC with Pitt.

SECOND HALF STRENGTH

- St. Bonaventure has rallied for wins 10 times when trailing at halftime. **The Bonnies are +145 in the second half this year as opposed to -25 in the first half.**
- The Bonnies have rallied from double-digit deficits to win six times this season:

Date	Site	Half	Opponent	Largest Deficit	Final
11/14/21	H	26-31	Canisius	11 (17:24 2nd half)	W, 69-60
11/18/21	N	30-33	Boise State	5 (18:14 2nd half)	W, 67-61
11/19/21	N	26-36	Clemson	16 (3:12 1st half)	W, 68-65
11/27/21	H	34-47	UNI	19 (17:39 2nd half)	L, 90-80
<i>*tied game with 10:30 to play</i>					
12/1/21	H	40-44	Coppin State	12 (2:39 1st half)	W, 93-81
12/8/21	H	38-41	Loyola (MD)	6 (15:11 1st half)	W, 84-71
1/11/22	A	34-37	La Salle	12 (13:50 2nd half)	W, 80-76 (OT)
2/11/22	A	34-30	Saint Louis	11 (10:17 1st half)	W, 68-61
2/16/22	H	36-37	UMass	6 (14:59 1st half)	W, 83-71
2/26/22	A	24-25	Saint Joseph's	8 (12:37 2nd half)	W, 54-52
3/15/22	A	36-39	Colorado	10 (17:58 2nd half)	W, 76-68

HELPING HANDS

- St. Bonaventure is the only team with two players in the top-10 in the A-10 assists leaders: **Kyle Lofton** (second, 5.8 apg) and **Jaren Holmes** (eighth, 3.7 apg).

ANOTHER WINNING FEBRUARY

- February has traditionally been very good to Mark Schmidt's Bonnies, continuing a tendency to improve as the season goes along. This year was no different as SBU went 7-2 including a seven-game winning streak. Since 2016, Bona is 42-14 in February and has won 30 of its past 39 games during the month.

Eight Straight Seasons of 10+ A-10 Wins

St. Bonaventure has scored at least 10 victories in Atlantic 10 play during each of the past eight years, **the longest active streak in the conference.**

Season	A-10 Record	Finish
2014-15	10-8	T-6
2015-16	14-4	T-1
2016-17	11-7	5
2017-18	14-4	2
2018-19	12-6	4
2019-20	11-7	5
2020-21	11-4	1
2021-22	12-5	4
TOTALS	95-45 (.679)	

Most Wins By Atlantic 10 Teams, 2015-Present

Includes all games from start of 2015-16 through present

Team	Wins
1. VCU	153
2. Dayton	149
3. ST. BONAVENTURE	142
4. Davidson	138
5. Rhode Island	133

KNOW HIS NAME:

OSUN IN THE NATIONAL RANKS

St. Bonaventure senior **Osun Osunniyi** is one of the top shot-blockers in the nation - and the numbers prove it. His standing in multiple categories among all active Division I players:

Player	Blk/gm (career)
1. Johni Broome, Morehead	2.92
2. K. Akobundu, UTA	2.85
3. Walker Kessler, Auburn	2.77
4. Osun Osunniyi	2.74

at least 45 career games

Player Total Blocks (career)

1. Hayden Koval, Cincinnati	363
2. Kevin Samuel, FGCU	301
3. KC Ndefo, St. Peter's	298
4. Osun Osunniyi	297
Abdul Ado, Cincinnati	297

NO WHISTLES

- St. Bonaventure has been whistled for the third-fewest fouls in the nation is season. Despite having five starters play the lion's share of minutes, the starting five has just two foul outs this year.

IN THE RECORD BOOKS

- **Kyle Lofton** became just the fourth player in program history to reach 500 career assists, handing out his 500th career helper Jan. 29 vs. Saint Joseph's. Lofton continues to rise in the career scoring charts as well, becoming the 15th player in school history surpass 1,500 career points Feb. 16 vs. UMass. In the NIT win at Colorado, Lofton passed Rocky Llewellyn, '89, for 14th in Bonnies career points. He needs five assists to tie Jaylen Adams, '18, for third in school history.
- Lofton set the school's single-game assists record with 17 during the UMass win as well.
- Lofton is in the school's top-10 for steals, too, with 178, seventh all-time.
- **Dominick Welch** took over third place in school history for career 3-pointers with seven during the Feb. 16 win over UMass (228).
- **Osun Osunniyi** joined elite company as the sixth player in program history to reach 1,000 points with at least 800 career rebounds. He adds his name alongside Andrew Nicholson, '12 (2,103 points, 887 rebounds), Bob Lanier, '70 (2,067 & 1,180), Essie Hollis, '77 (1,798 & 939), Glenn Price, '74 (1,579 & 922) and George Carter, '67 (1,322 & 849) as the only other Bonnies players to accomplish that feat.
- Osunniyi set the school record for career blocks with his 290th swat in the regular season finale. He broke the previous SBU record of 289 held for the past two decades by Caswell Cyrus, '00. He now stands 10th in Atlantic 10 history with 297, looking to become the 10th A-10 player to reach 300 career swats.
- Osunniyi continues to make a run at Bob Lanier's school career field goal percentage record: Lanier's mark is 57.6% while Osunniyi currently stands at 59.4% in 30 more games.

BONNIES IN THE TOP 25

Week	AP	Coaches
Preseason	#23	#24
Nov. 15	#22	#24
Nov. 22	#16	#16
Nov. 29	RV	#25
Dec. 6	RV	RV
Dec. 13	RV	RV



- When the Bonnies ranked No. 23/24 in the preseason polls, it represented the first national Top 25 ranks for the program since 1971. Prior to that point, national rankings had been common place for St. Bonaventure, which has previously earned national AP rankings in 82 weeks, ranking as high as No. 2 multiple weeks during the 1960-61 season.
- In years since, the Bonnies have received Top 25 votes numerous times, including coming oh-so-close to a national ranking in 2018 when a 12-game winning streak and a 24-6 record pushed the Bonnies to the "first team out" of the rankings with 72 voter's points at the conclusion of the regular season that year. Bona again received votes in multiple Top 25 polls last season.
- Bona's reached its highest ranking of No. 16 in the Nov. 22, 2021 polls.

TAKING CARE

- The Bonnies entered the week averaging 10.6 turnovers per game and posted single-digit turnovers in 14 contests. **SBU has the 12th-fewest turnovers in Division I this year and the fewest of any A-10 team.** The Bonnies are 16-3 when winning the turnover battle. Last season, St. Bonaventure finished the year by averaging 10.7 turnovers per contest, a mark that stood 18th nationally.

1,000-POINT CLUB

- St. Bonaventure has four members of the 1,000-point club: **Kyle Lofton, Jalen Adaway, Dominick Welch** and **Osun Osunniyi** with Lofton, Welch becoming the 45th, 46th and 47th players in program history respectively to reach that total solely in a Bonnies uniform (Adaway played two seasons at Miami of Ohio).
- When **Osun Osunniyi** joined the 1,000-point club, St. Bonaventure joined 16 other Division I schools with at least four active 1,000-point scorers. Only UAB (6), Notre Dame (5) and Florida (5) have more active 1,000-point scorers (players with all points scored at the Division I level only). Only Notre Dame, Richmond and New Mexico State have more 1,000-point scorers who have all reached that total at their current school (four each).

Led Team in SCORING

Player	'21-22	Career
Jalen Adaway	15	20
Kyle Lofton	8	37
Jaren Holmes	7	18
Dominick Welch	3	15
Osun Osunniyi	2	9

Led Team in REBOUNDS

Player	'21-22	Career
Osun Osunniyi	14	55
Jalen Adaway	9	12
Dominick Welch	8	23
Jaren Holmes	4	12
Kyle Lofton	2	3

Led Team in ASSISTS

Player	'21-22	Career
Kyle Lofton	24	94
Jaren Holmes	9	11
Dominick Welch	1	3
Osun Osunniyi	1	4

20+ Point GAMES

Player	'21-22	Career
Jalen Adaway	7	10
Jaren Holmes	4	7
Kyle Lofton	2	16
Dominick Welch	3	8
Osun Osunniyi	2	5

30+ Point GAMES

Player	'21-22	Career
Jaren Holmes		1

Double-Figure SCORING

Player	'21-22	Career
Jalen Adaway	29	62
Jaren Holmes	22	52
Kyle Lofton	21	90
Dominick Welch	20	63
Osun Osunniyi	16	49
Abdoul Karim Coulibaly	2	5
Quadry Adams	1	2
Linton Brown	1	1

Double-Figure REBOUNDS

Player	'21-22	Career
Osun Osunniyi	9	35
Jaren Holmes	3	7
Jalen Adaway	3	4
Dominick Welch	1	8
Kyle Lofton		1

Double-Doubles

Player	'21-22	Career
Osun Osunniyi	5	21
Jaren Holmes	3	6
Jalen Adaway	3	4
Dominick Welch	2	8
Kyle Lofton		4

BEASTS ON THE BOARDS

- Two Bonnies ranked among the Atlantic 10's top rebounders: **Osun Osunniyi** (7.4 rpg, sixth), **Jalen Adaway** (6.4 rpg, 16th).
- St. Bonaventure has won the battle of the boards 17 times this season. Bona is 7-7 when losing the battle of the boards. Bona's has had a negative margin in the double digits just once with Osunniyi in the lineup (Feb. 4 at Richmond).

POWER IN THE PAINT

- St. Bonaventure rarely has the most size in a matchup, but it almost always finishes with the advantage in the paint. **This season, the Bonnies were +226 in paint scoring with Osunniyi in the lineup.** Bona has been outscored in the paint seven times this year and only three by double digits (vs. Clemson, at Richmond and at VCU, without Osunniyi).
- Last season, the Bonnies finished +170 in paint scoring and were outscored in just five contests.

DOWNTOWN DOM

- **Dominick Welch** entered the year ranking third among all active Atlantic 10 players in career 3-pointers (166), behind only Jacob Gilyard (238) of Richmond and Taylor Funk (201) of Saint Joseph's. Only Funk's 2.18 3-pointers per game ranked above Welch's 2.15/gm, however.
- He had a 27-game streak with at least one 3-pointer each game dating back to Jan. 20, 2021 snapped Jan. 18 at Dayton. In the past two seasons, he has failed to make a 3-pointer in just four games. For his entire Bonnies career, there have been just 11 games where he has played without hitting at least one trey.
- Labeled by head coach Mark Schmidt as perhaps the best rebounding guard he has ever coached, Welch is more than just a perimeter threat. When he surpassed 500 career rebounds, he became the **first player in school history to hit at least 115 career 3-pointers and haul in 500+ rebounds.**



A STAR ON AND OFF THE COURT

- **Jaren Holmes** was named to the CoSIDA Academic All-District 1 Team (CT, MA, ME, NH, NY, RI, VT) Feb. 17 for his work on and off the court.
- A three-time Atlantic 10 All-Academic Team selection, Holmes is an outstanding student. A Sports Media major with a 3.66 cumulative GPA, he took part in a workshop with PolitiFact and co-authored two articles for the nationally known fact-checking organization during the spring 2020 semester. He became the only person to write for PolitiFact and play in an NCAA Tournament this past March. His published article was on the promise of convalescent plasma therapy in the treatment of COVID-19. Further, he is a regular contributor to St. Bonaventure's campus news station, SBU-TV, producing his own news pieces and doing on-air work. Following last season, he was also selected to the National Association of Basketball Coaches (NABC) Honors Court.



DURO'S DEBUT

- Freshman **Oluwasegun Durosinmi** saw the first extensive action of his career March 1 at VCU, playing 22 minutes with Osun Osunniyi out due to injury. Durosinmi, who averaged nearly a double-double last season in junior college, finished with 2 points, 5 rebounds and 2 blocks.

SENIOR STARS

- Only four graduating classes in program history have more wins over four years than the 75 this year's seniors currently own, despite having the 2020 A-10 Tournament canceled and the 2020-21 season shortened to only 21 games.
 - Class of 2019 - 86 wins (86-45)
 - Class of 2018 - 86 wins (86-42)
 - Class of 1980 - 80 wins (80-34)
 - Class of 2017 - 78 wins (78-49 -- one four-year player)
- **Class of 2022 - 75 wins (75-42)**
- The senior class has been especially outstanding in Atlantic 10 play. Counting A-10 Tournament games, where this group is 5-2, they are 51-24 against league opponents. Their .680 winning percentage against the A-10 stands as the second-best in school history, behind only the Class of 2019 which finished 55-25 in league play, good for a .688 win percentage.

WHAT'S A BONNIE?

In their earliest years of athletics, Bona teams were referred to as the "Alleganies," then they derived the name "Brownies."

St. Bonaventure made the decision to change their athletics team names to Bonnies in 1992, moving away from a Brown Indians name used in some fashion dating to 1927.

The Bonnies nickname had been used by fans and media members for decades, however. The term "Bonnies" came to be as a shortcut name of St. Bonaventure without any official starting point.

The Bona Fanatic made its debut as the team mascot in 1996 but only lasted two years. In 1998, a committee was formed to derive a new mascot, and the Bona Wolf was created. "Reilly" The Bona Wolf made its debut on Feb. 16, 1999 against Rhode Island.

Although the mascot and nickname have changed over the years, what has remained the same are the Brown and White colors, the Brown from the Franciscan Friars' habits and the White from their white cords.

The mascot has ties to the Franciscan tradition that friars of the school live upon. Legend has it that St. Francis of Assisi tamed a fierce wolf at Gubbio, Italy. Thus, this new mascot would also help to represent the religious aspect which is so closely related to St. Bonaventure University itself.

2021 CHARLESTON CLASSIC CHAMPIONS

- St. Bonaventure scored its biggest in-season tournament championship crown since the days of Bob Lanier in the 1969 Madison Square Garden Holiday Festival when it recorded three wins in four days to capture the Charleston Classic Championship Nov. 18-21 at TD Arena on the campus of the College of Charleston.
- The Bonnies defeated Boise State (67-61), Clemson (68-65) and Marquette (70-54) to bring home the title. Kyle Lofton was named tournament MVP and Jaren Holmes was selected to the All-Tournament Team.
- St. Bonaventure held Boise State scoreless over the final 3:07 of game time to win the opener. In the semifinals, the Bonnies erased a 16-point first half deficit, roaring back from 14 down with 13:30 to play to storm past Clemson. Bona went on a 21-2 run for their first win over an ACC team since 2017. It was also the Bonnies' largest second half comeback in a victory since rallying from 15 down at halftime in a 70-54 win over VCU Jan. 20, 2021.
- The championship game was a clinic as the Bonnies dominated Marquette. The Bonnies cooled what had been a red-hot 5-0 Golden Eagles squad, fresh off wins over No. 10 Illinois as well as Ole Miss and West Virginia to reach the Charleston finals. Bona led by as many as 27 points during the second half, and held Marquette under 30 points until less than 10 minutes remained in the game.
- By winning the title, St. Bonaventure became just the second non-Power 6 team to win the Charleston Classic championship since the tournament began in 2008 (2020 canceled due to the pandemic). UMass won the title in 2013, but all other past winners reside in power conferences.



A ROSTER UNLIKE ANY OTHER

- St. Bonaventure is one of the nation's veteran-most teams, bringing back five senior starters from last year's NCAA Tournament team. The Bonnies also bring many new faces as not a single player from last year's bench returns for this season. Nine new players join the roster, presenting perhaps the most unique roster composition in the country. According to KenPom, the Bonnies rank seventh in most minutes continuity nationwide and are the nation's 10th-most experienced team.

Non-Conference Success

St. Bonaventure has produced a winning non-conference mark in all but two seasons since head coach Mark Schmidt took over the program 15 years ago: his first season of 2007-08 and in 2018-19 when a young, injury-riddled squad went 4-9 but eventually rebounded to reach the Atlantic 10 Championship Game.

The Bonnies wrapped non-conference play this year with an 8-3 record, the second-best non-conference slate by winning percentage (last year's 2-0 record notwithstanding) during the Mark Schmidt era.

Bonnies non-conference records since 2008-09:

Season	Record
2021-22	8-3
2020-21	2-0
2019-20	8-5
2018-19	4-9
2017-18	10-2
2016-17	8-4
2015-16	8-3
2014-15	7-4
2013-14	10-4
2012-13	7-6
2011-12	7-5
2010-11	8-5
2009-10	8-6
2008-09	9-4

Standout Bonnies Numbers

5 St. Bonaventure was one of just two NCAA Tournament teams from last year to return all five starters this year along with UCLA.

18 Mark Schmidt has averaged 18 wins per season over his 15 years in charge of the program

23 St. Bonaventure went 12-4 against Quadrant 1-3 opponents last season to rise to No. 23 in the NCAA NET rankings heading into the NCAA Tournament

60.4 The Bonnies entered the NCAA Tournament last year ranked fifth nationally in points allowed per game - 60.4 ppg

89% St. Bonaventure returned 89 percent of its scoring from last year as well as 87 percent of minutes played. Only 19 teams nationwide returned a higher percentage of scoring and just two - UCLA and Purdue - also reached the NCAA Tournament

HEAD OF THE CLASS

Mark Schmidt is St. Bonaventure's all-time-coaching wins leader. Now in his 15th season, Schmidt entered the year with 245 wins at St. Bonaventure. With win No. 203 on Feb. 17, 2019 when the Bonnies topped George Mason, Schmidt topped Larry Weise's mark of 202 that had stood since 1973.


- **He stands 2nd in conference victories among active A-10 coaches with 141 Atlantic 10 wins** behind only Richmond's Chris Mooney and is fifth all-time.
- Schmidt is the second-longest tenured active A-10 head coach (A-10 seasons only), again behind only Mooney who is in his 16th year with the Spiders.
- Schmidt's win total at St. Bonaventure ranks third among all active A-10 coaches for victories at their current school – only Mooney (288) and Bob McKillop (607) rank higher (numbers entering 2021-22).
- Only one coach in St. Bonaventure men's basketball history led the program for longer than Schmidt's current tenure - Mike Reilly, the namesake for the Reilly Center, guided the program for 15 years between 1928-43. Schmidt ties that mark this season.

ST. BONAVENTURE WINS CHART

Coach	Wins	Seasons
Mark Schmidt	267	15 (2007-Pres.)
Larry Weise	202	12 (1961-73)
Jim Satalin	156	9 (1973-82)
Eddie Donovan	139	8 (1953-61)
Mike Reilly	133	15 (1928-43)
Jim Baron	132	9 (1992-01)

A-10 CONFERENCE WINS CHART

Coach	Wins	School
1. John Chaney	296	Temple
2. Phil Martelli	218	SJU
3. Gale Catlett	180	WVU
4. Chris Mooney	152	Rich
5. Mark Schmidt	141	SBU
6. Jim Baron	139	SBU/URI



THE LAST TIME...?

...Bona scored 90-99 points in a game
12/1/21 vs. Coppin St. (W, 93-81)

...Bona scored 100+ points in a game
2/27/18 vs. Davidson (W, 117-113, 30T)

...Bona allowed 90-99 points in a game
11/27/21 vs. UNI (L, 90-80)

...Bona allowed 100+ points in a game
2/27/18 vs. Davidson (W, 117-113, 30T)

...Bona scored 50+ points in a half
12/1/21 vs. Coppin St. (53 in 2nd half)

...Bona played an overtime game
1/11/22 at La Salle (W, 80-76)

...Bona played a triple overtime game
2/27/18 vs. Davidson (W, 117-113, 30T)

...Bona won a game by 20-29 points
2/19/22 vs. Duquesne (W, 81-55)

...Bona lost a game by 20-29 points
3/7/20 at SLU, 72-49

...Bona won a game by 40+ points
2/26/21 vs. GW (88-41)

...Bona lost a game by 30+ points
12/17/21 vs. Virginia Tech (86-49)

...Two players scored 20+ points in a game
1/29/22 vs. Saint Joe's (Adaway, 22; Holmes, 20)

...Three players scored 20+ points in a game
11/12/16 vs. St. Francis (J. Adams, 23, D. Gregg 23, M. Mobley 21)

...Three players scored 30+ points in a game
2/27/18 vs. Davidson (Adams 34, Mobley 33, Stockard 31)

...Player scored 30+ points in a game
1/6/21 vs. Saint Joseph's (Jaren Holmes, 38)

...Player scored 40+ points in a game
2/7/18 vs. Saint Louis (Jaylen Adams, 44)

... Five double-figure scorers in a game
2/16/22 vs. UMass (Welch, 23; Adaway 16; Osunniyi, 14; Holmes, 13; Lofton, 11)

... Six double-figure scorers in a game
12/18/19 vs Niagara (Welch 17, Vasquez 14, Osunniyi 13, Lofton 12, Ikpeze 11, Winston 10)

...Player had 10+ assists in a game
2/16/22 vs. UMass (Kyle Lofton, 17)

...Player had 15+ rebounds in a game
1/21/22 at Duquesne (Osun Osunniyi, 17)

...Player had 5+ steals in a game
3/1/22 at VCU (Kyle Lofton, 6)

...Player had 5+ blocks in a game
2/11/22 at SLU (Osun Osunniyi, 6)

...Player had 6 or more 3-pointers in a game
2/16/22 vs. UMass (Dominick Welch, 7)

...Player had 20 points & 20 rebounds in a game
2/11/12 vs. Duquesne (Andrew Nicholson, 21 & 23)

...Multiple Bonnies double-doubles in a game
2/16/22 vs. UMass (Welch: 23 pts, 10 rb; Lofton: 11 pts, 17 ast)

Small School, Huge Heart:

Size Is No Barrier To Success

St. Bonaventure has proven over many years that a small enrollment is not an obstacle to basketball success. St. Bonaventure is one of the 10 smallest NCAA Division I schools by enrollment. Bonnies fans are well-known for their passion. In a region (city of Olean and village of Allegany) that has just over 15,000 people, St. Bonaventure has sold over 2,800 season tickets for the 2021-22 season. On average, when school is in session, at least half of the student body (1,840) attends games. In 2019-20 attendance at the Reilly Center averaged 4,359 fans.



IN MEMORIAM

- St. Bonaventure is wearing a "DD" patch on its jerseys this season to represent the initials of the late Dr. Dennis DePerro. The 21st President of St. Bonaventure University, DePerro passed away March 1, 2021 following a battle with COVID-19. The Bonnies immediately added the patch to their jerseys following DePerro's passing last season and also placed the DD initials to the inside of their 2021 Atlantic 10 championship rings after dedicating the title run to DePerro and his family.

2021-22 ST. BONAVENTURE SPECIALTY STATISTICS

Opponent	In The Paint	Off Turnovers	2nd Chance	Fastbreak	Bench
SIENA	44 (+30)	22 (+15)	16 (+7)	8 (+3)	15 (-1)
CANISIUS	36 (+8)	18 (+10)	6 (-7)	22 (+14)	7 (-3)
Boise State	26 (+8)	7 (even)	9 (even)	7 (+5)	7 (+1)
Clemson	14 (-10)	9 (-2)	7 (+5)	5 (-2)	0 (-3)
Marquette	50 (+32)	28 (+17)	9 (-1)	12 (+8)	4 (-17)
NORTHERN IOWA	26 (-4)	12 (+3)	6 (-4)	15 (+11)	0 (-15)
COPPIN STATE	44 (+14)	14 (+1)	20 (+6)	7 (-1)	14 (+3)
BUFFALO	34 (even)	8 (+1)	10 (+3)	6 (+1)	16 (+15)
LOYOLA (MD)	46 (+12)	20 (+6)	9 (+1)	12 (+5)	4 (-18)
UConn	34 (+8)	4 (-10)	13 (+5)	3 (-7)	2 (-20)
Virginia Tech	22 (-4)	16 (even)	15 (+2)	6 (+3)	22 (-2)
at La Salle	30 (+4)	2 (-12)	21 (+8)	2 (-4)	0 (-18)
VCU	24 (even)	18 (+6)	6 (+3)	6 (-9)	6 (-17)
at Dayton	20 (-12)	8 (-3)	5 (+1)	4 (-9)	10 (-10)
at Duquesne	44 (+20)	13 (+2)	15 (-3)	6 (+2)	2 (+2)
at George Mason	18 (-2)	12 (-10)	5 (-10)	9 (even)	0 (-2)
SAINT JOSEPH'S	34 (+4)	15 (+5)	4 (-5)	24 (+18)	4 (-1)
DAVIDSON	34 (+18)	14 (+6)	16 (+6)	4 (+4)	2 (-3)
at Richmond	26 (-10)	11 (-4)	9 (-4)	4 (-9)	7 (+2)
FORDHAM	38 (+16)	20 (+14)	16 (+7)	12 (+8)	8 (-4)
at Saint Louis	36 (+6)	16 (+10)	8 (even)	16 (+12)	4 (-9)
SAINT LOUIS	58 (+28)	22 (+21)	13 (+5)	20 (+15)	4 (-5)
UMASS	38 (+20)	16 (+9)	2 (-1)	14 (+14)	6 (-4)
DUQUESNE	48 (+26)	14 (+5)	15 (+7)	16 (+12)	14 (-18)
RHODE ISLAND	30 (+2)	24 (+13)	9 (+5)	11 (-1)	4 (-19)
at Saint Joseph's	30 (+10)	10 (+2)	8 (+1)	8 (+8)	2 (even)
at VCU	30 (-14)	12 (-12)	8 (-1)	7 (-7)	4 (-13)
RICHMOND	32 (even)	14 (+1)	6 (-2)	8 (+1)	0 (-16)
vs. Saint Louis	28 (-2)	14 (+8)	13 (-2)	2 (-1)	4 (even)
at Colorado	34 (+4)	14 (+7)	2 (-14)	11 (+3)	6 (-18)
at Oklahoma	28 (even)	19 (+3)	10 (+1)	8 (+4)	2 (-12)

BOLD denotes season highs

2021-22 BONAVENTURE TRENDS

At Home	13-2
On The Road	6-4
Neutral Site	3-3

HALFTIME/LEADS/OVERTIME

Leading at the half	11-0
Tied at half	1-0
Trailing at half	10-9
Games decided by 5 pts or less	5-2
Games decided by 6-10 points	6-3
Games decided by 10+ points	10-4
Overtime games	1-0

OFFENSE

Scoring 80 points or more	6-1
Scoring 70-79 points	8-1
Shooting 40% or better	20-3
Shooting less than 40%	1-5
Opponent shooting 40% or better	14-8
Opponent shooting less than 40%	10-1
SBU player scoring 20+ points	12-1
Three+ SBU players in double digits	22-7

DEFENSE

Outrebounding opponent	15-2
Outrebounded by opponent	7-7
Even rebounding	0-0
SBU player with 10+ rebounds	13-1
Bonnies recording 10+ steals	3-1
Bonnies recording 5+ blocks	12-3

TURNOVERS/FOULS

More turnovers than opponent	4-4
Fewer turnovers than opponent	17-3
Even turnovers	1-1
More fouls than opponent	2-4
Fewer fouls than opponent	17-4
Even fouls	2-1

MISCELLANEOUS STATS

Afternoon Game	4-4
Night Game	18-5

DAY

Sunday	3-0
Monday	1-0
Tuesday	5-3
Wednesday	3-1
Thursday	1-0
Friday	5-3
Saturday	4-2

JERSEY

Wearing White	9-2
Wearing Brown	7-6
Wearing Gray	6-1

2021-22 ST. BONAVENTURE START CHART

OPPONENT	G	G	G	F	C	RECORD
SIENA	Lofton	Holmes	Brown	Welch	Osunniyi	1-0
CANISIUS	Lofton	Holmes	Welch	Adaway	Osunniyi	1-0
Boise State	Lofton	Holmes	Welch	Adaway	Osunniyi	2-0
Clemson	Lofton	Holmes	Welch	Adaway	Osunniyi	3-0
Marquette	Lofton	Holmes	Welch	Adaway	Osunniyi	4-0
NORTHERN IOWA	Lofton	Holmes	Welch	Adaway	Osunniyi	4-1
COPPIN STATE	Lofton	Holmes	Welch	Adaway	Osunniyi	5-1
BUFFALO	Holmes	Adams	Welch	Adaway	Osunniyi	1-0
LOYOLA (MD)	Holmes	Adams	Welch	Adaway	Osunniyi	2-0
UConn	Holmes	Adams	Welch	Adaway	Osunniyi	2-1
Virginia Tech	Lofton	Holmes	Welch	Adaway	Osunniyi	5-2
at La Salle	Lofton	Holmes	Welch	Adaway	Osunniyi	6-2
VCU	Lofton	Holmes	Welch	Adaway	Osunniyi	7-2
at Dayton	Lofton	Holmes	Welch	Adaway	Osunniyi	7-3
at Duquesne	Lofton	Holmes	Welch	Adaway	Osunniyi	8-3
at George Mason	Lofton	Holmes	Welch	Adaway	Osunniyi	8-4
SAINT JOSEPH'S	Lofton	Holmes	Welch	Adaway	Osunniyi	9-4
DAVIDSON	Lofton	Holmes	Welch	Adaway	Osunniyi	9-5
at Richmond	Lofton	Holmes	Welch	Adaway	Osunniyi	9-6
FORDHAM	Lofton	Holmes	Welch	Adaway	Osunniyi	10-6
at Saint Louis	Lofton	Holmes	Welch	Adaway	Osunniyi	11-6
SAINT LOUIS	Lofton	Holmes	Welch	Adaway	Osunniyi	12-6
UMASS	Lofton	Holmes	Welch	Adaway	Osunniyi	13-6
DUQUESNE	Lofton	Holmes	Welch	Adaway	Osunniyi	14-6
RHODE ISLAND	Lofton	Holmes	Welch	Adaway	Osunniyi	15-6
at Saint Joseph's	Lofton	Holmes	Welch	Adaway	Osunniyi	16-6
at VCU	Lofton	Holmes	Welch	Adaway	Coulibaly	0-1
RICHMOND	Lofton	Holmes	Welch	Adaway	Osunniyi	17-6
vs. Saint Louis	Lofton	Holmes	Welch	Adaway	Osunniyi	17-7
at Colorado	Lofton	Holmes	Welch	Adaway	Osunniyi	18-7
at Oklahoma	Lofton	Holmes	Welch	Adaway	Osunniyi	19-7



ST. BONAVENTURE PROGRAM NOTES



BONNIES BRILLIANCE

- St. Bonaventure has created an Atlantic 10 power under head coach Mark Schmidt. When the Bonnies captured both the regular season and tournament championships in 2021, it marked a continuation of A-10 prominence for the program
- The Bonnies are the only Atlantic 10 team to win double-digit conference games in eight straight seasons, dating to 2014-15
- Entering this year, Bona's 83 victories in conference play during the previous seven years ranked second only to Dayton among all A-10 squads
- The Bonnies have won at least 18 games every year since 2013-14 with one exception - last season when the team was limited to 21 games by the pandemic, but finished 16-5 (.761 win pct)
- The current "golden era" of Bonnies basketball could point to 2011-12 as the beginning of the St. Bonaventure basketball renaissance when the program won 20 games and the 2012 Atlantic 10 Championship, the first in program history. Since that time, the Bonnies have a .620 winning percentage from '11-12 through '20-21
- Schmidt's teams have averaged 18 wins per season over his 15 years in charge of the program



HEAD OF THE PACK

- The Bonnies have finished in the top-five of the A-10's final regular season standings in each of the past seven seasons
- Entering this year, the Bonnies had 121 overall wins since the start of the 2015-16 season, ranking third among all A-10 programs

ATLANTIC 10 ACES

In the past eight seasons, St. Bonaventure is the only Atlantic 10 team to reach at least 10 victories during conference play each year.

School	Record	Win Pct.
1. Dayton	104-37	.738
2. VCU	97-43	.692
3. St. Bonaventure	95-45	.679
4. Davidson	91-46	.664



ST. BONAVENTURE

Bonnies In The Pros

St. Bonaventure has turned out 25 professional players during the Mark Schmidt Era. A few of the current standouts and where they are currently playing around the world:

Amadi Ikpeze '20	Spain
LaDarren Griffin '19	Sweden
Courtney Stockard '19	Germany
Jaylen Adams '18 **	Australia
Matt Mobley '18	Spain
Denzel Gregg '16	Bosnia

Andell Cumberbatch '15	France
Youssou Ndoye '15	France
Demitrius Conger '13	Turkey
Andrew Nicholson '12 **	Korea

Andrew Nicholson was drafted 19th overall by the Orlando Magic in the 2012 NBA Draft while Jaylen Adams has played with the Atlanta Hawks, Portland Trailblazers and Milwaukee Bucks.

** - Atlantic 10 Player of the Year

BONNIES BASKETBALL QUICK FACTS

- The program has registered 67 winning seasons, 47 1,000-point scorers and 33 players drafted by the NBA
- **Recent accomplishments: 2020-21 Atlantic 10 regular season & tournament champions, No. 9 seed in the NCAA Tournament // 2019 A-10 Championship Game, tournament runner-up // 2018 NCAA at-large berth & First Four win over UCLA // 2016 A-10 regular season co-champions and No. 1 overall seed in NIT // .650 winning percentage 2015-16 through 2020-21**
- In all, **St. Bonaventure has recorded 17 seasons of 20+ wins** and 25 national post-season appearances
- St. Bonaventure has been to the NCAA Tournament eight times – including the 1970 Final Four – and the NIT 17 times – highlighted by a 1977 national championship
- The Bonnies became a national powerhouse during the 1950s, posting a .686 winning percentage during the decade – ranking 17th in the nation over that period
- The program only grew in prominence – a .724 winning percentage during the 1960s ranked 12th nationally while the team rose as high as No. 2 in the national Top 25 multiple times
- The program had a .600 winning percentage or better in the 1920s, 30s, 40s, 50s, 60s and 70s
- The Bonnies are in another "golden era" under head coach Mark Schmidt – **the program had a .599 winning percentage during the 2010s and their average of 19 wins per year is the highest of any decade in program history**
- **St. Bonaventure is one of 38 schools to both reach a Final Four and win an NIT championship**
- St. Bonaventure's 99-game home winning streak at the Olean Armory from 1948-61 is the second-longest home court win streak in NCAA Division I history behind only Kentucky's 129 from 1943-55

HEAD COACH **MARK SCHMIDT**



TWO-TIME ATLANTIC 10 COACH OF THE YEAR (2021 & 2016)
COACH OF 2021 REGULAR SEASON CHAMPIONS & TOURNAMENT CHAMPIONS
2016 A-10 REGULAR SEASON CO-CHAMPIONS
2012 A-10 TOURNAMENT CHAMPIONS
2019 A-10 TOURNAMENT RUNNERS-UP
THREE NCAA TOURNAMENTS (2012, 2018, 2021), 2016 & 2022 NIT

- The St. Bonaventure men's basketball program has reached unforeseen heights under head coach Mark Schmidt, who has now completed 14 seasons in charge of the program. St. Bonaventure's all-time wins leader, Schmidt has keyed the return of the Bonnies to national prominence and as one of the Atlantic 10's finest.
- Though the 2019-20 season was cut short due to COVID-19, Schmidt's Bonnies continued their streak of rising to the top of the A-10 with their sixth consecutive season of double-digit conference wins, the longest active streak among all Atlantic 10 programs. SBU scored 19 victories overall, the seventh year in a row of 18 or more wins, and finished fifth in the A-10 regular season standings - the fifth straight year the program has finished in the league's top five. At the end of the season, sophomore point guard Kyle Lofton gave the program five straight years with a First Team All-Conference selection.
- A young Bonnies squad in 2018-19 represented one of Schmidt's finest coaching jobs as he guided a freshman-laden team to a 12-6 A-10 record and a spot in the Atlantic 10 Championship Game. It marked the fifth straight year of double digit conference wins, a program first. Senior Courtney Stockard's all-conference selection gave SBU four straight seasons of landing players on the A-10 First Team while both Kyle Lofton and Osun Osunniyi earned All-Rookie Team picks with Osunniyi also landing on the All-Defensive Team. Along the way, Schmidt captured history. On Feb. 17, 2019, he became the winningest coach in program history as he passed the legendary Larry Weise with his 203rd victory as Bonnies head coach.
- With the All-Conference backcourt of Jaylen Adams and Matt Mobley leading the way, 2017-18 was the most successful year of Schmidt's tenure. The Bonnies went 26-8, setting a school record for wins in a season (the prior mark of 25 had stood since the Final Four season of 1969-70) and reached the NCAA Tournament. There, they beat UCLA in the First Four in Dayton, Ohio, for the program's first NCAA win since that same 1969-70 season. The Bonnies went 14-4 in the Atlantic 10 to finish second, their fourth straight year with double-digit conference victories. Perhaps the most remarkable achievement of the season were the 13 straight wins to end the regular season. Both Adams and Mobley were selected to the All-Conference First Team as well as the NABC All-District Team. Junior forward LaDarien Griffin was named co-winner of the A-10's Chris Daniels Award for Most Improved Player.

YEAR-BY-YEAR RECORD

AT ROBERT MORRIS

YEAR.....	RECORD.....	CONF.
'01-02:.....	12-18.....	11-9 (6th)
'02-03:.....	10-17.....	7-11 (8th)
'03-04:.....	14-15.....	10-8 (4th)
'04-05:.....	14-15.....	11-7 (3rd)
'05-06:.....	15-14.....	10-8 (5th)
'06-07:.....	17-11.....	9-9 (4th)
6 SEASONS	82-90.....	58-52

AT ST. BONAVENTURE

YEAR.....	RECORD.....	A-10
2007-08.....	8-22.....	2-14 (14th)
2008-09.....	15-15.....	6-10 (11th)
2009-10.....	15-16.....	7-9 (T-8th)
2010-11.....	16-15.....	8-8 (7th)
2011-12.....	20-12.....	10-6 (4th)
2012-13.....	14-15.....	7-9 (9th)
2013-14.....	18-15.....	6-10 (9th)
2014-15.....	18-13.....	10-8 (T-6th)
2015-16.....	22-9.....	14-4 (T-1st)
2016-17.....	20-12.....	11-7 (5th)
2017-18.....	26-8.....	14-4 (2nd)
2018-19.....	18-16.....	12-6 (4th)
2019-20.....	19-12.....	11-7 (5th)
2020-21.....	16-5.....	11-4 (1st)
14 SEASONS. 245-185.....	129-106	

CAREER OVERVIEW

1989-91 ASST. COACH, ST. MICHAEL'S

1991-93 ASST. COACH, PENN STATE

- NIT(1992)

1993-94 ASST. COACH, LOYOLA (MD.)

- NCAA Tournament (1994)

1994-01 ASST. COACH, XAVIER UNIV.

- NCAA (1995, 1997, 1998, 2000)
- NIT (1999, 2000)
- Atlantic 10 West Champ. (1997, 1998)
- Atlantic 10 Tournament Champ. (1998)

2001-07 HEAD COACH ROBERT MORRIS UNIVERSITY

2007-PRES. HEAD COACH ST. BONAVENTURE UNIVERSITY

- 2x. Atlantic 10 Tournament Champions (2012, 2021)
- 2018 NCAA Tournament (beat UCLA), set school record with 26 wins
- Atlantic 10 regular season co-champions, NIT first round (2016)
- Atlantic 10 Tournament semifinals (2014)
- Atlantic 10 Tournament Championship Game (2019)



“ Mark Schmidt is easily one of the most underrated coaches in the country, leading St. Bonaventure to the top of the A-10.



ANDY KATZ
NCAA.COM CORRESPONDENT



QUADRY ADAMS

2

R-Freshman | Guard | 6-3 / 190
 Piscataway, N.J. | St. Thomas Aquinas (Wake Forest)

GAME-BY-GAME

Opponent	Date	GS	MIN	Total		3-Pointers		Free throws		Rebounds				PF	A	TO	BLK	STL	PTS	AVG
				FG-FGA	PCT	3FG-3FGA	PCT	FT-FTA	PCT	OFF	DEF	TOT	AVG							
Siena	11/09/2021		24:35	1-3	.333	0-0	.000	1-3	.333	0	2	2	2.0	1	1	0	0	1	3	3.0
Canisius	11/14/2021		05:50	0-1	.000	0-0	.000	0-0	.000	0	1	1	1.5	1	0	1	0	0	1.5	
vs Boise St.	11/18/2021		04:59	0-0	.000	0-0	.000	0-0	.000	0	0	0	0.0	0	0	0	0	0	1.0	
vs Clemson	11/19/2021		01:02	0-0	.000	0-0	.000	0-0	.000	0	0	0	0.8	0	0	0	0	0	0.8	
vs Marquette	11/21/2021		01:45	0-0	.000	0-0	.000	0-0	.000	0	0	0	0.6	2	0	1	0	0	0.6	
Coppin St.	12/01/2021		20:02	2-3	.667	0-0	.000	0-1	.000	1	1	2	0.8	0	1	0	0	0	1.2	
Buffalo	12/04/2021	*	20:11	2-4	.500	0-1	.000	2-2	1.000	0	2	2	1.0	1	0	2	0	1	1.9	
Loyola Maryland	12/08/2021	*	20:09	6-7	.857	0-0	.000	0-3	.000	2	1	3	1.3	0	1	1	0	2	3.1	
vs UConn	12/11/2021	*	26:54	2-7	.286	0-0	.000	0-0	.000	2	1	3	1.4	4	1	1	0	2	4.3	
vs Virginia Tech	12/17/2021		17:53	4-6	.667	0-1	.000	1-2	.500	0	3	3	1.6	1	1	0	0	0	3.8	
at La Salle	01/11/2022		01:20	0-0	.000	0-0	.000	0-0	.000	0	0	0	1.5	1	0	0	0	0	3.5	
VCU	01/14/2022		10:07	2-3	.667	0-0	.000	0-0	.000	0	1	1	1.4	1	1	1	0	1	4.3	
at Dayton	01/18/2022		09:12	1-1	1.000	0-0	.000	0-0	.000	0	0	0	1.3	0	0	0	0	0	3.4	
at Duquesne	01/21/2022		07:52	0-0	.000	0-0	.000	0-0	.000	1	2	3	1.4	2	1	0	0	1	3.1	
at George Mason	01/26/2022		05:14	0-0	.000	0-0	.000	0-0	.000	0	0	0	1.3	1	0	2	0	0	2.9	
Saint Joseph's	01/29/2022		03:14	0-0	.000	0-0	.000	0-0	.000	0	1	1	1.3	2	0	0	0	0	2.8	
Davidson	02/01/2022		05:41	1-2	.500	0-0	.000	0-0	.000	0	2	2	1.4	1	0	1	0	0	2.7	
at Richmond	02/04/2022		09:48	1-1	1.000	0-0	.000	0-0	.000	1	1	2	1.4	0	1	1	0	0	2.7	
Fordham	02/08/2022		07:35	2-4	.500	0-0	.000	0-0	.000	0	0	0	1.3	1	0	1	0	0	4.2	
at Saint Louis	02/11/2022		02:50	0-1	.000	0-0	.000	0-0	.000	0	0	0	1.3	0	0	0	0	1	0.6	
Saint Louis	02/14/2022		06:49	2-3	.667	0-0	.000	0-0	.000	2	0	2	1.3	2	1	1	0	0	4.2	
Massachusetts	02/16/2022		01:50	0-0	.000	0-0	.000	0-0	.000	0	0	0	1.2	1	0	0	0	0	2.5	
Duquesne	02/19/2022		15:13	1-3	.333	0-0	.000	0-0	.000	0	0	0	1.2	2	1	0	0	0	2.5	
Rhode Island	02/22/2022		00:33	0-0	.000	0-0	.000	0-0	.000	0	0	0	1.1	1	0	0	0	0	2.4	
at Saint Joseph's	02/26/2022		03:16	0-0	.000	0-0	.000	0-0	.000	0	0	0	1.1	0	0	0	0	0	2.3	
at VCU	03/01/2022		05:42	0-0	.000	0-0	.000	0-0	.000	0	0	0	1.0	0	1	1	0	0	2.2	
Richmond	03/04/2022		08:24	0-0	.000	0-0	.000	0-0	.000	0	0	0	1.0	0	0	0	0	0	2.1	
vs Saint Louis	03/11/2022		01:49	0-0	.000	0-0	.000	0-0	.000	0	0	0	1.0	0	0	0	0	0	2.1	
at Colorado	03/15/2022		03:57	1-1	1.000	0-0	.000	0-0	.000	0	0	0	0.9	0	0	0	0	0	2.2	
Totals		3	253:46	28-50	.560	0-2	.000	4-11	.364	9	18	27	0.9	25	11	14	0	9	60	2.1

2021-22 SEASON / CAREER HIGHS

MINUTES

Season 27 vs. UConn (12/11/21)
 Career Same

POINTS

Season 12 vs. Loyola (MD) (12/8/21)
 Career Same

REBOUNDS

Season 3, 4x.
 Career Same

FIELD GOALS

Season 6 vs. Loyola (MD) (12/8/21)
 Career Same

3-POINT FIELD GOALS

Season 2 vs. Buffalo (12/4/21)
 Career 3 vs. Delaware St. (11/25/20)

ASSISTS

Season 1, 10x.
 Career 2 vs. Louisville (1/13/21)

STEALS

Season 2, 2x. last vs. UConn (12/11/21)
 Career 2, 4x.

BLOCKS

Season
 Career

MISCELLANEOUS

2021-22 in Double Figures 1
 Career in Double Figures 2

Player Averages

Games Played	Minutes/game	Points/game	FG Pct	3FG Pct	FT Pct	Rebounds/game	Assists/game	Turnovers/game	Assist/Turnover ratio	Steals/game	Blocks/game
29	8.8	2.1	56.0	0.0	36.4	0.9	0.4	0.5	0.8	0.3	0.0

At Wake Forest

Played in nine games as a true freshman ... averaged 2.2 points and 8.2 minutes per game ... shot 50 percent from the floor (8-16) ... saw his playing time increase during his freshman season as 70 percent of his minutes came during Wake's final four games.

High School

Ranked as one of the top 15 players in New Jersey while at St. Thomas Aquinas ... averaged 15.3 points, 4.3 rebounds and 3.0 assists as a junior ... totaled 18.5 ppg, 4.8 rpg, 3.2 apg, 2.7 spg during senior season, leading his team to a 23-5 record, posting 10 20+ point scoring efforts ... scored over 1,200 career points and earned Central Jersey Home News Tribune Player of the Year honors ... selected to attend Stephen Curry's SC30 Select Camp in 2019 ... ranked as the 69th-rated overall point guard in the 2020 recruiting class ... played with Bonnies star Kyle Lofton and the two were teammates in 2017 while at Union Catholic prior to transferring to St. Thomas Aquinas.

CAREER STATS

SEASON	TEAM	GP-GS	MIN/AVG	Field Goals		3-Point		F-Throws		Rebounds				Scoring							
				FG-FGA	FG%	3FG-3FGA	3FG%	FT-FTA	FT%	OFF	DEF	TOT	AVG	PF	FO	A	TO	BLK	STL	PTS	AVG
2020-21	Wake	9-0	74/8.2	8-16	.500	0-0	.000	4-8	.500	5	3	8	0.9	11	0	4	3	0	4	20	2.2
2021-22	SBU	29-3	254/8.8	28-50	.560	0-2	.000	4-11	.364	9	18	27	0.9	25	0	11	14	0	9	60	2.1
TOTAL FOR SBU		29-3	254/8.8	28-50	.560	0-2	.000	4-11	.364	9	18	27	0.9	25-0	11	14	0	9	60	2.1	
TOTAL		38-3	327/8.6	36-66	.545	0-2	.000	8-19	.421	14	21	35	0.9	36-0	15	17	0	13	80	2.1	



JORYAM SAIZONOU

3

Freshman | Guard | 6-3 / 182
 Almere, Netherlands | McCallie (Beckley (WV) Prep)

2021-22 SEASON / CAREER HIGHS

MINUTES

Season 4 vs. Duquesne (2/19/22)
 Career Same

POINTS

Season 2, 3x. last at VCU (3/1/22)
 Career Same

REBOUNDS

Season 1 vs. Marquette (11/21/21)
 Career Same

FIELD GOALS

Season 1 vs. Duquesne (2/19/22)
 Career Same

3-POINT FIELD GOALS

Season
 Career

FREE THROWS

Season 2 vs. Virginia Tech (12/17/21)
 Career Same

ASSISTS

Season
 Career

STEALS

Season
 Career

BLOCKS

Season
 Career

MISCELLANEOUS

2021-22 in Double Figures 0
 Career in Double Figures 0

TOP 5 SCORING PERFORMANCES

- 1. 2 points vs. Duquesne (2/19/22)
- 2 points vs. Virginia Tech (12/17/21)

PRONUNCIATION

JORY-um SIGH-zon-OH

GAME-BY-GAME

Opponent	Date	GS	MIN	Total		3-Pointers		Free throws		Rebounds				PF	A	TO	BLK	STL	PTS	AVG
				FG-FGA	PCT	3FG-3FGA	PCT	FT-FTA	PCT	OFF	DEF	TOT	AVG							
Siena	11/09/2021		01:35	0-0	.000	0-0	.000	0-0	.000	0	0	0	0.0	0	0	0	0	0	0	0.0
vs Marquette	11/21/2021		01:45	0-0	.000	0-0	.000	0-0	.000	0	1	1	0.5	0	0	1	0	0	0	0.0
Buffalo	12/04/2021		01:29	0-0	.000	0-0	.000	0-0	.000	0	0	0	0.3	2	0	1	0	0	0	0.0
vs Virginia Tech	12/17/2021		03:45	0-1	.000	0-0	.000	2-2	1.000	0	0	0	0.3	0	0	1	0	0	2	0.5
at Dayton	01/18/2022		00:29	0-0	.000	0-0	.000	0-0	.000	0	0	0	0.2	0	0	1	0	0	0	0.4
Fordham	02/08/2022		01:07	0-0	.000	0-0	.000	0-0	.000	0	0	0	0.2	0	0	0	0	0	0	0.3
Duquesne	02/19/2022		04:21	1-2	.500	0-0	.000	0-1	.000	0	1	1	0.3	0	0	2	0	0	2	0.6
Rhode Island	02/22/2022		00:33	0-0	.000	0-0	.000	0-0	.000	0	0	0	0.3	0	0	0	0	0	0	0.5
at VCU	03/01/2022		02:13	0-0	.000	0-0	.000	2-2	1.000	0	0	0	0.2	0	0	0	0	0	2	0.7
Richmond	03/04/2022		00:27	0-0	.000	0-0	.000	0-0	.000	0	0	0	0.2	0	0	0	0	0	0	0.6
Totals			0	17:44	1-3	.333	0-0	.000	4-5	.800	0	2	2	0.2	2	0	6	0	6	0.6

Player Averages

Games Played	Minutes/game	Points/game	FG Pct	3FG Pct	FT Pct	Rebounds/game	Assists/game	Turnovers/game	Assist/Turnover ratio	Steals/game	Blocks/game
10	1.8	0.6	33.3	0.0	80.0	0.2	0.0	0.6	0.0	0.0	0.0

High School / Prep

A native of the Netherlands, he represented his home nation on the Netherlands U-18 team where he averaged nearly seven points per game while adding over three assists per contest in the 2019 FIBA European Championship ... also invited to play at the NBA Basketball Without Borders Europe camp in 2019 ... played prep year at Beckley Prep in West Virginia, posting several outstanding performances against top-level competition, including a 32-point effort against Massanutten Military Academy and 24 vs. Hargrave ... graduated from McCallie High School in Chattanooga, Tenn. ... played soccer for eight years and began playing basketball at age 12 ... at home, there are not high school sports, rather club sports ... started playing at his country's highest level at age 15.

Personal

Son of Maryam Datoobar and Jose Saizonou ... sports management major ... has two siblings: Senami and Mael ... best friends with fellow Netherlands native Anouar Mellouk.



LINTON BROWN

4

R-Sophomore

Guard

6-5 / 210

Delray Beach, Fla.

Wellington (Indian River (Fla.) State CC

GAME-BY-GAME

Opponent	Date	GS	MIN	Total		3-Pointers		Free throws		Rebounds				PF	A	TO	BLK	STL	PTS	AVG	
				FG-FGA	PCT	3FG-3FGA	PCT	FT-FTA	PCT	OFF	DEF	TOT	AVG								
Siena	11/09/2021	*	17:00	1-2	.500	0-0	.000	4-4	1.000	1	2	3	3.0	0	0	1	0	0	6	6.0	
Canisius	11/14/2021		05:24	0-0	.000	0-0	.000	0-0	.000	0	0	0	1.5	1	0	0	0	0	0	3.0	
vs Boise St.	11/18/2021		09:17	2-4	.500	1-2	.500	0-0	.000	1	1	2	1.7	1	0	0	0	0	5	3.7	
vs Clemson	11/19/2021		07:47	0-2	.000	0-1	.000	0-0	.000	0	1	1	1.5	0	0	0	0	0	0	2.8	
vs Marquette	11/21/2021		15:57	0-4	.000	0-3	.000	2-2	1.000	1	1	2	1.6	0	0	3	0	0	2	2.6	
UNI	11/27/2021		06:35	0-1	.000	0-1	.000	0-0	.000	0	0	0	1.3	1	0	0	0	0	0	2.2	
Buffalo	12/04/2021		19:49	3-5	.600	2-4	.500	2-3	.667	0	2	2	1.4	1	1	0	0	0	10	3.3	
Loyola Maryland	12/08/2021		21:46	1-5	.200	0-4	.000	0-0	.000	1	4	5	1.9	1	1	1	0	0	2	3.1	
vs UConn	12/11/2021		13:41	0-3	.000	0-2	.000	0-1	.000	0	0	0	1.7	2	0	0	0	0	0	2.8	
vs Virginia Tech	12/17/2021		12:25	2-5	.400	1-3	.333	0-0	.000	0	0	0	1.5	2	0	1	0	1	5	3.0	
Totals			1	129:40	9-31	.290	4-20	.200	8-10	.800	4	11	15	1.5	9	2	6	0	1	30	3.0

2021-22 SEASON / CAREER HIGHS

MINUTES

Season 21 vs. Loyola (MD) (12/8/21)
 Career Same

POINTS

Season 10 vs. Buffalo (12/4/21)
 Career Same

REBOUNDS

Season 5 vs. Loyola (MD) (12/8/21)
 Career Same

FIELD GOALS

Season 3 vs. Buffalo (12/4/21)
 Career Same

3-POINT FIELD GOALS

Season 2 vs. Buffalo (12/4/21)
 Career Same

FREE THROWS

Season 4 vs. Siena (11/9/21)
 Career Same

ASSISTS

Season 1 vs. Buffalo (12/4/21)
 Career Same

STEALS

Season 1 vs. Virginia Tech (12/17/21)
 Career Same

BLOCKS

Season
 Career

MISCELLANEOUS

2021-22 in Double Figures 1
 Career in Double Figures 1

Player Averages

Games Played	Minutes/ game	Points/ game	FG Pct	3FG Pct	FT Pct	Rebounds/ game	Assists/ game	Turnovers/ game	Assist/Turnover ratio	Steals/ game	Blocks/ game
10	13.0	3.0	29.0	20.0	80.0	1.5	0.2	0.6	0.3	0.1	0.0

At Indian River State


Earned junior college First Team All-American honors following the 2020-21 season after averaging over 18 points per game while shooting over 51 percent from the floor and better than 48 percent from beyond the 3-point line (73-for-151) during sophomore season ... one of 10 players nationally named to the NJCAA Division I All-America First Team and also earned a spot on the 10-player National Association of Basketball Coaches (NABC) NJCAA Division I All-America squad ... named Region 8 Player of the Year and helped lead Indian River to a top-20 national ranking, a Southern Conference title and an at-large bid to the NJCAA national tournament ... ranked third among all Florida junior college players in scoring as a sophomore, also posting more than five rebounds and 1.5 assists per game ... scored 30 or more points three times in '20-21 ... also named Florida College System Activities Association (FCSAA) All-State, All-Tournament Team and Southern Conference Player of the Year.

High School

Led Wellington High to the state finals and averaged 21 points per game as a senior ... named Sun-Sentinel Palm Beach County Class 9A-7A Player of the Year. transferring to St. Thomas Aquinas ... played wide receiver in Pop Warner football and middle school, stopping in seventh grade.

TOP 5 SCORING PERFORMANCES

- 10 points vs. Buffalo (12/4/21)
- 6 points vs. Siena (11/9/21)
- 5 points vs. Virginia Tech (12/17/21)
5 points vs. Boise St. (11/18/21)
- 2 points vs. Marquette (11/21/21)



OLUWASEGUN DUROSINI

10

R-Freshman

Forward/Center

6-9 / 235

Lagos, Nigeria

Virginia Academy (Harcum (Pa.) College)

GAME-BY-GAME

Opponent	Date	GS	MIN	Total		3-Pointers		Free throws		Rebounds				PF	A	TO	BLK	STL	PTS	AVG
				FG-FGA	PCT	3FG-3FGA	PCT	FT-FTA	PCT	OFF	DEF	TOT	AVG							
Siena	11/09/2021		01:35	0-0	.000	0-0	.000	0-0	.000	0	1	1	1.0	0	0	0	0	0	0	0.0
Canisius	11/14/2021		02:20	0-0	.000	0-0	.000	0-0	.000	0	1	1	1.0	1	0	0	0	0	0.0	
vs Marquette	11/21/2021		01:45	0-0	.000	0-0	.000	0-0	.000	0	0	0	0.7	0	0	1	1	0	0.0	
vs Virginia Tech	12/17/2021		02:19	0-0	.000	0-0	.000	0-0	.000	0	0	0	0.5	1	0	0	0	0	0.0	
Fordham	02/08/2022		01:07	0-0	.000	0-0	.000	0-0	.000	0	0	0	0.4	0	0	0	0	0	0.0	
Duquesne	02/19/2022		03:27	0-1	.000	0-0	.000	0-0	.000	0	1	1	0.5	1	1	0	0	0	0.0	
Rhode Island	02/22/2022		00:33	0-0	.000	0-0	.000	0-0	.000	0	0	0	0.4	0	0	0	0	0	0.0	
at VCU	03/01/2022		21:37	1-1	1.000	0-0	.000	0-2	.000	1	4	5	1.0	4	1	1	2	0	0.3	
Richmond	03/04/2022		00:27	0-0	.000	0-0	.000	0-0	.000	0	0	0	0.9	0	0	0	0	0	0.2	
Totals			0 35:10	1-2	.500	0-0	.000	0-2	.000	1	7	8	0.9	7	2	2	3	0	2	0.2

2021-22 SEASON / CAREER HIGHS

MINUTES

Season 21 at VCU (3/1/22)
Career Same

POINTS

Season 2 at VCU (3/1/22)
Career Same

REBOUNDS

Season 5 at VCU (3/1/22)
Career Same

FIELD GOALS

Season 1 at VCU (3/1/22)
Career Same

3-POINT FIELD GOALS

Season
Career

FREE THROWS

Season
Career

ASSISTS

Season 1 vs. Duquesne (2/19/22)
Career Same

STEALS

Season
Career

BLOCKS

Season 2 at VCU (3/1/22)
Career Same

MISCELLANEOUS

2021-22 in Double Figures 0
Career in Double Figures 0

TOP 5 SCORING PERFORMANCES

1. 2 points at VCU (3/1/22)

PRONUNCIATION

Oh-LOO-uh-SHUH-noon
DURO-sin-me

Player Averages

Games Played	Minutes/game	Points/game	FG Pct	3FG Pct	FT Pct	Rebounds/game	Assists/game	Turnovers/game	Assist/Turnover ratio	Steals/game	Blocks/game
9	3.9	0.2	50.0	0.0	0.0	0.9	0.2	0.2	1.0	0.0	0.3

At Harcum College


Averaged nearly a double-double as a freshman in one semester of junior college (10.0 ppg, 9.9 rpg) after graduating high school early ... swatted four blocks per contest in 23 minutes per game of action ... ranked second in the nation with 78 blocks in only 18 games after joining the team for the second semester ... recorded a triple-double of 19 points, 18 rebounds and 11 blocks in one game ... had at least one block in every game including three or more swats in 12 of 18 contests, hauling in double-digit rebounds eight times ... had efforts of 22, 18 and 17 rebounds ... helped Harcum to a 17-1 record.

High School / Prep

Moved to the United States from his native Nigeria at age 13 ... played for Boo Williams Select Elite Youth Basketball before moving to Virginia Academy ... described as a "future top 100 player in the nation" by coach Chris Rhone ... National Honor Society member who graduated high school early ... favorite NBA player is LeBron James.

Personal

Chose Bonaventure for its small-town atmosphere and history of player development ... favorite NBA players are Kevin Durant and Kobe Bryant.



JUSTIN NDJOCK-TADJORE

11

Freshman | Guard | 6-7 / 190
 Gatineau, Quebec | Cegep de l'Outaouais Collège

GAME-BY-GAME

Opponent	Date	GS	MIN	Total		3-Pointers		Free throws		Rebounds				PF	A	TO	BLK	STL	PTS	AVG
				FG-FGA	PCT	3FG-3FGA	PCT	FT-FTA	PCT	OFF	DEF	TOT	AVG							
Siena	11/09/2021		07:21	0-1	.000	0-1	.000	0-0	.000	0	1	1	1.0	0	0	0	0	0	0	0.0
vs Marquette	11/21/2021		01:45	0-0	.000	0-0	.000	0-0	.000	0	0	0	0.5	2	0	0	0	0	0.0	
Coppin St.	12/01/2021		02:48	0-1	.000	0-0	.000	0-0	.000	0	0	0	0.3	1	0	0	0	0	0.0	
vs Virginia Tech	12/17/2021		03:45	0-0	.000	0-0	.000	0-0	.000	0	0	0	0.3	0	0	1	0	1	0.0	
at Dayton	01/18/2022		02:14	0-0	.000	0-0	.000	0-0	.000	0	0	0	0.2	0	0	0	0	0	0.0	
Fordham	02/08/2022		01:07	0-0	.000	0-0	.000	0-0	.000	0	0	0	0.2	0	0	1	0	0	0.0	
Duquesne	02/19/2022		07:36	1-1	1.000	0-0	.000	2-2	1.000	1	0	1	0.3	0	0	1	0	4	0.6	
Rhode Island	02/22/2022		00:33	0-0	.000	0-0	.000	0-0	.000	0	0	0	0.3	0	0	0	0	0	0.5	
at VCU	03/01/2022		01:23	0-0	.000	0-0	.000	0-0	.000	0	0	0	0.2	0	0	0	0	0	0.4	
Richmond	03/04/2022		00:27	0-0	.000	0-0	.000	0-0	.000	0	0	0	0.2	0	0	0	0	0	0.4	
at Colorado	03/15/2022		00:49	0-0	.000	0-0	.000	0-0	.000	0	0	0	0.2	0	0	0	0	0	0.4	
at Oklahoma	03/20/2022		00:23	0-0	.000	0-0	.000	0-0	.000	0	0	0	0.2	0	0	0	0	0	0.3	
Totals		0	30:11	1-3	.333	0-1	.000	2-2	1.000	1	1	2	0.2	3	0	3	0	1	4	0.3

Player Averages

Games Played	Minutes/game	Points/game	FG Pct	3FG Pct	FT Pct	Rebounds/game	Assists/game	Turnovers/game	Assist/Turnover ratio	Steals/game	Blocks/game
12	2.5	0.3	33.3	0.0	100.0	0.2	0.0	0.3	0.0	0.1	0.0

2021-22 SEASON / CAREER HIGHS

MINUTES

Season 7, 2x. last vs. Duquesne (2/19/22)
 Career Same

POINTS

Season 4 vs. Duquesne (2/19/22)
 Career Same

REBOUNDS

Season 1, 2x. last vs. Duquesne (2/19/22)
 Career Same

FIELD GOALS

Season 1 vs. Duquesne (2/19/22)
 Career Same

3-POINT FIELD GOALS

Season
 Career

FREE THROWS

Season
 Career

ASSISTS

Season
 Career

STEALS

Season 1 vs. Virginia Tech (12/17/21)
 Career Same

BLOCKS

Season
 Career

MISCELLANEOUS

2021-22 in Double Figures 0
 Career in Double Figures 0

TOP 5 SCORING PERFORMANCES

1. 4 points vs. Duquesne (2/19/22)

High School

Described as "Canada's best-kept secret" by Under Armour Canadian Elite where he played travel ball ... also a RESQ Division All-Star as a prep player at Cegep de l'Outaouais Collège ... hometown is near Ottawa, directly across the Ottawa River, in French-speaking Quebec ... speaks French and English fluently ... played soccer growing up ... favorite pro player is Jayson Tatum and favorite Canadian player is Shai Gilgeous-Alexander ... did not have a senior season of high school or AAU season due to the pandemic and shutdown of sports in Canada.

PRONUNCIATION

in-JOCK tah-JORE-ay

BONNIES INDIVIDUAL GAME HIGHS

POINTS	25		Jalen Adaway vs VCU (01/14/2022)
	24		Jaren Holmes vs Coppin St. (12/01/2021)
	23		Jaren Holmes at Oklahoma (03/20/2022)
	23		Jalen Adaway vs Rhode Island (02/22/2022)
	23		Dominick Welch vs Massachusetts (02/16/2022)
FIELD GOALS MADE	10		Jaren Holmes vs Coppin St. (12/01/2021)
	9		Jalen Adaway vs Rhode Island (02/22/2022)
	9		Osun Osunniyi vs Saint Louis (02/14/2022)
	9		Osun Osunniyi at Duquesne (01/21/2022)
	9		Jaren Holmes vs Loyola Maryland (12/08/2021)
	9		Jalen Adaway vs Loyola Maryland (12/08/2021)
FIELD GOAL ATTEMPTS	20		Kyle Lofton at Saint Joseph's (02/26/2022)
	17		Jalen Adaway vs Saint Louis (N) (03/11/2022)
	17		Jalen Adaway vs Rhode Island (02/22/2022)
	17		Jaren Holmes vs Buffalo (12/04/2021)
FIELD GOAL PERCENTAGE (min 5 made)	1.000	(7-7)	Osun Osunniyi vs Duquesne (02/19/2022)
	.900	(9-10)	Osun Osunniyi vs Saint Louis (02/14/2022)
3 PT FG MADE	7		Dominick Welch vs Massachusetts (02/16/2022)
	6		Dominick Welch vs UNI (11/27/2021)
3 PT FG ATTEMPTS	13		Dominick Welch vs UNI (11/27/2021)
	10		Dominick Welch vs Saint Louis (02/14/2022)
	10		Dominick Welch at Richmond (02/04/2022)
	10		Dominick Welch at George Mason (01/26/2022)
	10		Dominick Welch vs Loyola Maryland (12/08/2021)
	10		Dominick Welch vs Coppin St. (12/01/2021)
3 PT FG PERCENTAGE (min 2 made)	1.000	(4-4)	Jaren Holmes at Oklahoma (03/20/2022)
	1.000	(2-2)	Jalen Adaway vs Loyola Maryland (12/08/2021)
FREE THROWS MADE	10		Kyle Lofton vs UNI (11/27/2021)
	8		Jalen Adaway vs Saint Joseph's (01/29/2022)
	8		Jaren Holmes vs VCU (01/14/2022)
	8		Kyle Lofton vs Coppin St. (12/01/2021)
	8		Jaren Holmes vs Marquette (N) (11/21/2021)
	8		Kyle Lofton vs Canisius (11/14/2021)
FREE THROW ATTEMPTS	12		Jaren Holmes vs Marquette (N) (11/21/2021)
	11		Jalen Adaway vs Saint Joseph's (01/29/2022)
	11		Kyle Lofton vs UNI (11/27/2021)
	11		Jaren Holmes vs Canisius (11/14/2021)
REBOUNDS	17		Osun Osunniyi at Duquesne (01/21/2022)
	16		Jalen Adaway vs Coppin St. (12/01/2021)
ASSISTS	17		Kyle Lofton vs Massachusetts (02/16/2022)
	9		Jaren Holmes vs Loyola Maryland (12/08/2021)
	9		Kyle Lofton vs Coppin St. (12/01/2021)
STEALS	6		Kyle Lofton at VCU (03/01/2022)
	5		Kyle Lofton vs Massachusetts (02/16/2022)
	5		Kyle Lofton vs VCU (01/14/2022)
BLOCKED SHOTS	7		Osun Osunniyi vs Siena (11/09/2021)
	6		Osun Osunniyi at Saint Louis (02/11/2022)
	6		Osun Osunniyi at Duquesne (01/21/2022)
TURNOVERS	8		Kyle Lofton at VCU (03/01/2022)
	5		Kyle Lofton vs Fordham (02/08/2022)
	5		Kyle Lofton at La Salle (01/11/2022)

BONNIES TEAM GAME HIGHS

POINTS	93		Coppin St. (12/01/2021)
	84		Loyola Maryland (12/08/2021)
	83		Massachusetts (02/16/2022)
	83		Saint Louis (02/14/2022)
	81		Duquesne (02/19/2022)
FIELD GOALS MADE	36		Loyola Maryland (12/08/2021)
	35		Saint Louis (02/14/2022)
FIELD GOAL ATTEMPTS	73		Fordham (02/08/2022)
	69		Coppin St. (12/01/2021)
FIELD GOAL PERCENTAGE	.600	(36-60)	Loyola Maryland (12/08/2021)
	.554	(31-56)	Massachusetts (02/16/2022)
3 PT FG MADE	14		vs Clemson (N) (11/19/2021)
	12		UNI (11/27/2021)
3 PT FG ATTEMPTS	31		UNI (11/27/2021)
	24		vs Clemson (N) (11/19/2021)
3 PT FG PERCENTAGE	.583	(14-24)	vs Clemson (N) (11/19/2021)
	.500	(10-20)	at Colorado (03/15/2022)
	.500	(10-20)	Massachusetts (02/16/2022)
	.500	(7-14)	Fordham (02/08/2022)
FREE THROWS MADE	24		Saint Joseph's (01/29/2022)
	23		VCU (01/14/2022)
FREE THROW ATTEMPTS	29		Saint Joseph's (01/29/2022)
	27		VCU (01/14/2022)
	27		Canisius (11/14/2021)
FREE THROW PERCENTAGE	1.000	(11-11)	Rhode Island (02/22/2022)
	1.000	(8-8)	vs Clemson (N) (11/19/2021)
REBOUNDS	52		Fordham (02/08/2022)
	45		at La Salle (01/11/2022)
ASSISTS	25		Massachusetts (02/16/2022)
	23		Loyola Maryland (12/08/2021)
STEALS	14		at VCU (03/01/2022)
	12		at Saint Louis (02/11/2022)
BLOCKED SHOTS	9		Buffalo (12/04/2021)
	8		at Saint Joseph's (02/26/2022)
	8		at Saint Louis (02/11/2022)
	8		at Duquesne (01/21/2022)
	8		vs Marquette (N) (11/21/2021)
	8		Canisius (11/14/2021)
	8		Siena (11/09/2021)
	8		

BONNIES TEAM GAME LOWS

POINTS	49		vs Virginia Tech (N) (12/17/2021)
	50		at Dayton (01/18/2022)
	51		at VCU (03/01/2022)
	54		at Saint Joseph's (02/26/2022)
	56		vs Saint Louis (N) (03/11/2022)
FIELD GOALS MADE	18		at VCU (03/01/2022)
	18		vs Virginia Tech (N) (12/17/2021)
FIELD GOAL ATTEMPTS	51		at George Mason (01/26/2022)
	51		VCU (01/14/2022)
FIELD GOAL PERCENTAGE	.327	(18-55)	at VCU (03/01/2022)
	.333	(18-54)	vs Virginia Tech (N) (12/17/2021)
3 PT FG MADE	2		at Saint Joseph's (02/26/2022)
	2		Saint Joseph's (01/29/2022)
	2		vs Marquette (N) (11/21/2021)
	2		Canisius (11/14/2021)
3 PT FG ATTEMPTS	7		Saint Joseph's (01/29/2022)
	12		at Duquesne (01/21/2022)
3 PT FG PERCENTAGE	.111	(2-18)	at Saint Joseph's (02/26/2022)
	.118	(2-17)	vs Marquette (N) (11/21/2021)
FREE THROWS MADE	2		at Richmond (02/04/2022)
	3		vs Saint Louis (N) (03/11/2022)
FREE THROW ATTEMPTS	5		at Richmond (02/04/2022)
	8		vs Saint Louis (N) (03/11/2022)
	8		at Saint Joseph's (02/26/2022)
	8		at Duquesne (01/21/2022)
	8		Loyola Maryland (12/08/2021)
	8		vs Clemson (N) (11/19/2021)
FREE THROW PERCENTAGE	.375	(3-8)	vs Saint Louis (N) (03/11/2022)
	.400	(2-5)	at Richmond (02/04/2022)
REBOUNDS	24		Saint Louis (02/14/2022)
	24		at Richmond (02/04/2022)
ASSISTS	7		Richmond (03/04/2022)
	8		vs Virginia Tech (N) (12/17/2021)
	8		vs UConn (N) (12/11/2021)
STEALS	0		vs Boise St. (N) (11/18/2021)
	2		at Dayton (01/18/2022)
BLOCKED SHOTS	0		at George Mason (01/26/2022)
	1		Saint Joseph's (01/29/2022)
	1		vs UConn (N) (12/11/2021)
TURNOVERS	5		Saint Louis (02/14/2022)

2021-22 ST. BONAVENTURE MEN'S BASKETBALL GAME NOTES • 2022 NIT THIRD ROUND

WWW.GOBONNIES.COM • @GOBONNIES • @BONNIESMBB • #UNFURL

ST. BONAVENTURE NATIONAL/A-10 RANKS

Statistic	National Conference		Value National Leader		Value	Conference Leader	Value
	Rank	Rank					
3-pt Field Goal Attempts (350 ranked)	298	12	567	Furman	1,054	Richmond	881
Assist Turnover Ratio (350 ranked)	40	3	1.30	Iowa	1.74	Davidson	1.50
Assists Per Game (350 ranked)	126	7	13.7	Arizona	19.8	Saint Louis	14.8
Blocked Shots Per Game (350 ranked)	31	3	4.8	Auburn	8.0	Rhode Island	6.0
Defensive Rebounds per Game (350 ranked)	215	10	24.77	Gonzaga	32.13	Saint Joseph's	27.87
Fewest Fouls (350 ranked)	6	1	413	Western Ky.	362	St. Bonaventure	413
Fewest Turnovers (350 ranked)	22	1	327	New Hampshire	254	St. Bonaventure	327
Field-Goal Percentage (350 ranked)	95	6	45.5	Gonzaga	52.6	Davidson	48.1
Field-Goal Percentage Defense (350 ranked)	138	8	42.6	Houston	37.5	Rhode Island	39.2
Free Throw Attempts (350 ranked)	285	10	475	Arkansas	808	Saint Louis	674
Free Throws Made (350 ranked)	252	9	354	Arkansas	613	Saint Louis	514
Free-Throw Percentage (350 ranked)	78	4	74.5	Villanova	82.6	Saint Louis	76.3
Offensive Rebounds Per Game (350 ranked)	244	9	9.00	South Carolina St.	15.23	Saint Louis	11.89
Personal Fouls Per Game (350 ranked)	4	1	13.3	Western Ky.	11.3	St. Bonaventure	13.3
Rebound Margin (350 ranked)	184	7	0.3	Kentucky	9.7	Saint Louis	6.5
Scoring Defense (350 ranked)	93	5	66.4	North Texas	55.7	Dayton	61.2
Scoring Margin (350 ranked)	133	5	3.9	Gonzaga	21.8	Davidson	9.5
Scoring Offense (350 ranked)	198	6	70.3	Gonzaga	87.8	Saint Louis	76.2
Steals Per Game (350 ranked)	191	9	6.4	Abilene Christian	11.1	VCU	9.2
Three Pt FG Defense (350 ranked)	235	11	34.4	UC Irvine	26.2	VCU	27.8
Three-Point Field Goals Per Game (350 ranked)	294	12	6.1	VMI	12.5	Massachusetts	9.5
Three-Point Field-Goal Percentage (350 ranked)	218	10	33.2	South Dakota St.	44.5	Davidson	38.7
Total 3-point FGM (350 ranked)	289	11	188	Furman	401	Massachusetts	304
Total Assists (350 ranked)	148	7	424	Arizona	714	Richmond	536
Total Blocks (350 ranked)	43	3	148	Auburn	272	Rhode Island	186
Total Rebounds (350 ranked)	257	10	1,047	Arizona	1,496	Saint Louis	1,355
Total Rebounds Per Game (350 ranked)	255	10	33.77	Buffalo	42.43	Saint Louis	38.71
Total Steals (350 ranked)	202	9	198	Abilene Christian	376	VCU	294
Turnover Margin (348 ranked)	49	2	2.4	Abilene Christian	8.9	Richmond	3.1
Turnovers Forced (350 ranked)	162	4	12.90	Abilene Christian	21.44	VCU	17.00
Turnovers Per Game (350 ranked)	32	3	10.5	Wisconsin	8.7	Richmond	9.8
Won-Lost Percentage (350 ranked)	53	2	71.0	Arizona	91.7	Davidson	79.4

FULL SEASON / A-10 ONLY STATS

Summary

Player	Overall Statistics										Conference Statistics									
	GP-GS	MIN/G	FG%	3FG%	FT%	R/G	A/G	STL	BLK	PTS/G	GP-GS	MIN/G	FG%	3FG%	FT%	R/G	A/G	STL	BLK	PTS/G
ADAWAY, Jalen	30-30	37.9	.482	.392	.826	6.1	1.0	30	13	15.9	17-17	38.4	.505	.371	.769	5.7	1.1	17	6	17.4
HOLMES, Jaren	31-31	37.9	.392	.276	.765	5.0	3.7	34	11	13.5	17-17	38.0	.372	.183	.757	4.2	3.1	20	4	12.1
LOFTON, Kyle	28-28	38.3	.406	.295	.811	3.5	5.7	57	3	12.8	17-17	38.5	.405	.260	.750	3.5	5.9	41	2	11.7
WELCH, Dominick	31-31	37.4	.412	.363	.765	5.8	1.6	40	21	11.9	17-17	38.6	.422	.367	.714	6.1	1.5	23	9	12.4
OSUNNIYI, Osun	30-30	30.6	.610	.500	.620	7.7	1.5	17	86	11.3	16-16	31.9	.588	.500	.729	8.1	1.4	10	46	12.3
COULIBALY, Abdoul Karim	31-1	9.4	.500	.333	.609	1.6	0.2	9	11	3.6	17-1	8.7	.460	.000	.667	1.5	0.2	5	4	3.2
BROWN, Linton	10-1	13.0	.290	.200	.800	1.5	0.2	1	0	3.0	0-0	0.0	.000	.000	.000	0.0	0.0	0	0	0.0
ADAMS, Quadry	29-3	8.8	.560	.000	.364	0.9	0.4	9	0	2.1	17-0	6.2	.556	.000	.000	0.6	0.4	3	0	1.2
SAIZONOU, Joryam	10-0	1.8	.333	.000	.800	0.2	0.0	0	0	0.6	6-0	1.5	.500	.000	.667	0.2	0.0	0	0	0.7
NDJOCK-TADJORE, Justin	12-0	2.5	.333	.000	1.000	0.2	0.0	1	0	0.3	6-0	2.2	1.000	.000	1.000	0.2	0.0	0	0	0.7
DUROSINMI, Oluwasegun	9-0	3.9	.500	.000	.000	0.9	0.2	0	3	0.2	5-0	5.4	.500	.000	.000	1.2	0.4	0	2	0.4
ROSSI, Pedro	3-0	1.1	.000	.000	.000	0.0	0.0	0	0	0.0	3-0	1.1	.000	.000	.000	0.0	0.0	0	0	0.0
Totals	31		.455	.332	.745	33.8	13.7	198	148	70.3	17		.456	.312	.742	33.5	13.8	119	73	70.1
Opponent	31		.426	.344	.719	33.5	14.4	164	86	66.4	17		.432	.338	.689	33.2	14.9	91	50	65.4

ST. BONAVENTURE SEASON STATS

Game Records

Record	Overall	Home	Away	Neutral
ALL GAMES	22-9	13-2	6-4	3-3
CONFERENCE	12-5	8-1	4-4	0-0
NON-CONFERENCE	10-4	5-1	2-0	3-3

Score by Periods

Team	1st	2nd	OT	TOT
St. Bonaventure	995	1175	10	2180
Opponents	1023	1030	6	2059

Team Box Score

No.	Player	Total			3-Point		F-Throw		Rebounds				Other Stats									
		GP-GS	MIN	AVG	FG-FGA	FG%	3FG-3FGA	3FG%	FT-FTA	FT%	OFF	DEF	TOT	AVG	PF	DQ	A	TO	BLK	STL	PTS	AVG
33	ADAWAY, Jalen	30-30	1136:04	37.9	183-380	.482	40-102	.392	71-86	.826	31	151	182	6.1	57	0	31	31	13	30	477	15.9
5	HOLMES, Jaren	31-31	1175:54	37.9	142-362	.392	32-116	.276	104-136	.765	32	123	155	5.0	59	0	115	64	11	34	420	13.5
0	LOFTON, Kyle	28-28	1072:49	38.3	127-313	.406	28-95	.295	77-95	.811	21	77	98	3.5	53	0	160	74	3	57	359	12.8
1	WELCH, Dominick	31-31	1160:14	37.4	131-318	.412	82-226	.363	26-34	.765	37	144	181	5.8	83	1	51	54	21	40	370	11.9
21	OSUNNIYI, Osun	30-30	918:54	30.6	147-241	.610	1-2	.500	44-71	.620	85	147	232	7.7	64	1	45	44	86	17	339	11.3
12	COULIBALY, Abdoul Karim	31-1	291:16	9.4	49-98	.500	1-3	.333	14-23	.609	22	27	49	1.6	51	1	7	13	11	9	113	3.6
4	BROWN, Linton	10-1	129:40	13.0	9-31	.290	4-20	.200	8-10	.800	4	11	15	1.5	9	0	2	6	0	1	30	3.0
2	ADAMS, Quadry	29-3	253:46	8.8	28-50	.560	0-2	.000	4-11	.364	9	18	27	0.9	25	0	11	14	0	9	60	2.1
3	SAIZONOU, Joryam	10-0	17:44	1.8	1-3	.333	0-0	.000	4-5	.800	0	2	2	0.2	2	0	0	6	0	0	6	0.6
11	NDJOCK-TADJORE, Justin	12-0	30:11	2.5	1-3	.333	0-1	.000	2-2	1.000	1	1	2	0.2	3	0	0	3	0	1	4	0.3
10	DUROSINMI, Oluwasegun	9-0	35:10	3.9	1-2	.500	0-0	.000	0-2	.000	1	7	8	0.9	7	0	2	2	3	0	2	0.2
20	ROSSI, Pedro	3-0	03:15	1.1	0-0	.000	0-0	.000	0-0	.000	0	0	0	0.0	0	0	0	0	0	0	0	0.0
Team											36	60	96					16				
Total		31	6225		819-1801	.455	188-567	.332	354-475	.745	279	768	1047	33.8	413	3	424	327	148	198	2180	70.3
Opponents		31	6225		751-1764	.426	271-788	.344	286-398	.719	286	752	1038	33.5	470	11	446	400	86	164	2059	66.4

Team Statistics

	SBU	OPP
Scoring	2180	2059
Points per game	70.3	66.4
Scoring margin	+3.9	-
Field goals-att	819-1801	751-1764
Field goal pct	.455	.426
3 point fg-att	188-567	271-788
3-point FG pct	.332	.344
3-pt FG made per game	6.1	8.7
Free throws-att	354-475	286-398
Free throw pct	.745	.719
F-Throws made per game	11.4	9.2
Rebounds	1047	1038
Rebounds per game	33.8	33.5
Rebounding margin	+0.3	-
Assists	424	446
Assists per game	13.7	14.4
Turnovers	327	400
Turnovers per game	10.5	12.9
Turnover margin	+2.4	-
Assist/turnover ratio	1.3	1.1
Steals	198	164
Steals per game	6.4	5.3
Blocks	148	86
Blocks per game	4.8	2.8
Winning streak	2	-
Home win streak	6	-
Attendance	59616	52866
Home games-Avg/Game	15-3974	10-5287
Neutral site-Avg/Game	-	6-4509

Team Results

Date	Opponent	Score	Att.
11/09/2021	Siena	W 75-47	4617
11/14/2021	Canisius	W 69-60	3943
11/18/2021	vs Boise St.	W 67-61	3639
11/19/2021	vs Clemson	W 68-65	3464
11/21/2021	vs Marquette	W 70-54	4820
11/27/2021	UNI	L 80-90	4296
12/01/2021	Coppin St.	W 93-81	2976
12/04/2021	Buffalo	W 68-65	4860
12/08/2021	Loyola Maryland	W 84-71	2720
12/11/2021	vs UConn	L 64-74	9236
12/17/2021	vs Virginia Tech	L 49-86	0
01/11/2022	at La Salle	Wot 80-76	1321
01/14/2022	VCU	W 73-53	3512
01/18/2022	at Dayton	L 50-68	13407
01/21/2022	at Duquesne	W 64-56	3032
01/26/2022	at George Mason	L 66-75	2687
01/29/2022	Saint Joseph's	W 80-69	4860
02/01/2022	Davidson	L 76-81	4015
02/04/2022	at Richmond	L 61-71	6515
02/08/2022	Fordham	W 76-51	3634
02/11/2022	at Saint Louis	W 68-61	7924
02/14/2022	Saint Louis	W 83-79	3418
02/16/2022	Massachusetts	W 83-71	3452
02/19/2022	Duquesne	W 81-55	4620
02/22/2022	Rhode Island	W 73-55	3833
02/26/2022	at Saint Joseph's	W 54-52	2356
03/01/2022	at VCU	L 51-74	7509
03/04/2022	Richmond	W 72-65	4860
03/11/2022	vs Saint Louis	L 56-57	5894
03/15/2022	at Colorado	W 76-68	3791
03/20/2022	at Oklahoma	W 70-68	4324



TV & RADIO SPEED CHART




0
KYLE LOFTON
SENIOR - G - 6-3
HILLSIDE, N.J.



1
DOMINICK WELCH
SENIOR - G - 6-5
BUFFALO, N.Y.



2
QUADRY ADAMS
R- FRESHMAN - G - 6-3
PISCATAWAY, N.J.



3
JORYAM SAIZONOU
FRESHMAN - G - 6-3
ALMERE, NETHERLANDS



4
LINTON BROWN
R-SOPHOMORE - G - 6-5
DELRAY BEACH, FLA.




5
JAREN HOLMES
SENIOR - G - 6-4
ROMULUS, MICH.



10
OLUWASEGUN DUROSINI
R-FRESHMAN - F/C - 6-9
LAGOS, NIGERIA



11
JUSTIN NDJOCK-TADJORE
FRESHMAN - G - 6-7
GATINEAU, QUEBEC



12
ABDOUL KARIM COULIBALY
R-SOPHOMORE - F - 6-9
BAMAKO, MALI



20
PEDRO ROSSI
FRESHMAN - F - 6-8
BAHIA BLANCA, ARGENTINA



21
OSUN OSUNNIYI
SENIOR - F/C - 6-10
PLEASANTVILLE, N.J.



23
BRETT RUMPEL
FRESHMAN - G - 6-4
BINGHAMTON, N.Y.

COACHING STAFF

Head Coach: Mark Schmidt (15th season)
Associate Head Coach: Steve Curran (12th season)
Assistant Coach: Sean Neal (4th season)
Assistant Coach: Chris Lowe (1st season)
Director of Operations: Matt Pappano (14th season)

Pronunciation Guide

Osun Osunniyi
Joryam Saizonou
Oluwasegun Durosini
Justin Ndjock-Tadjore
Abdoul Karim Coulibaly
Pedro Rossi
Jalen Adaway
Oh-shoon Oh-shoon-eeeye
JORY-um SIGH-zon-OH
Oh-LOO-uh-SHUH-goan DURO-sin-me
in-JOCK tah-JORE-ay
ab-DOUL kuh-REEM COOL-ih-BAH-lee
Ross - ee
Add - a - way



33
JALEN ADAWAY
R-SENIOR - G - 6-5
LOGANSPOUT, IND.



41
ANOUAR MELLOUK
FRESHMAN - F - 6-8
AMSTERDAM, NETHERLANDS