



VIRGINIA™

VIRGINIA ATHLETICS MEDIA RELATIONS
 295 Massie Road, Room 154
 Charlottesville, VA 22904
Men's Basketball Contact: Erich Bacher
O: (434) 982-5530 **C:** (720) 318-5538
E-mail: bacher@virginia.edu
Web: VirginiaSports.com
Twitter: @UVMensHoops, @ErichJBacher

24 NCAA TOURNAMENT APPEARANCES · 2019 NCAA CHAMPIONS · 3 NCAA FINAL FOURS · 11 ALL-AMERICANS · 27 ALL-ACC FIRST TEAM SELECTIONS

2021-22 SCHEDULE/RESULTS - 21-14, 12-8 ACC

Date	Opponent	TV	Time/Result
Nov. 9	[25] Navy	ACCN	L, 66-58
Nov. 12	[25] Radford	ACCNX	W, 73-52
Nov. 16	[RV] at Houston (15)	ESPN	L, 67-47
Nov. 19	[RV] Coppin State	RSN	W, 68-52
Nov. 22	vs. Georgia ^	ESPNU	W, 65-55
Nov. 23	vs. Providence ^	ESPN2	W, 58-40
Nov. 26	Lehigh	ACCN	W, 61-43
Nov. 29	Iowa (RV) %	ESPN2	L, 75-74
Dec. 3	Pitt *	ACCN	W, 57-56
Dec. 7	at JMU	CBSSN	L, 52-49
Dec. 18	Fairleigh Dickinson	ACCN	W, 82-49
Dec. 22	Clemson *	ACCN	L, 67-50
Jan. 1	at Syracuse *	ACCN	W, 74-69
Jan. 4	at Clemson *	RSN	W, 75-65
Jan. 8	at North Carolina *	ESPN	L, 74-58
Jan. 12	Virginia Tech *	ESPN2	W, 54-52
Jan. 15	Wake Forest *	RSN	L, 63-55
Jan. 19	at Pitt *	ACCN	W, 66-61
Jan. 22	at NC State *	ACCN	L, 77-63
Jan. 24	Louisville *	ESPN	W, 64-52
Jan. 29	at Notre Dame *	ACCN	L, 69-65
Feb. 1	Boston College *	ACCN	W, 67-55
Feb. 5	Miami (RV) *	ACCN	W, 71-58
Feb. 7	at Duke (7) *	ESPN	W, 69-68
Feb. 12	Georgia Tech *	ESPN2	W, 63-53
Feb. 14	[RV] at Virginia Tech *	ESPN	L, 62-53
Feb. 19	[RV] at Miami (RV) *	ACCN	W, 74-71
Feb. 23	Duke (7) *	ESPN	L, 65-61
Feb. 26	Florida State *	ESPN2	L, 64-63
Mar. 5	at Louisville *	ESPN2	W, 71-61
Mar. 9	vs. Louisville **	ESPN2	W, 51-50
Mar. 10	vs. UNC (25) **	ESPN	L, 63-43
Mar. 16	Mississippi State &	ESPN2	W, 60-57
Mar. 20	at North Texas &	ESPN+	W, 71-69 OT
Mar. 22	St. Bonaventure &	ESPN	L, 52-51

Home Games in Bold

^ - Roman Legends Classic - Newark, N.J.
 % - Big Ten/ACC Challenge
 * - ACC game
 ** - ACC Tournament game - Brooklyn, N.Y.
 & - NIT First Round

2021-22 HONORS

Reece Beekman.....	All-ACC Defensive Team
Reece Beekman.....	All-ACC Honorable Mention
Kihei Clark.....	All-ACC Honorable Mention
Armaan Franklin.....	Legends Classic All-Tournament
Jayden Gardner.....	Legends Classic MVP
Jayden Gardner.....	Legends Classic All-Tournament
Jayden Gardner.....	ACC Player of the Week (Feb. 14)
Jayden Gardner.....	All-ACC Third Team
Jayden Gardner.....	USBWA All-District Team
Jayden Gardner.....	All-ACC Academic Team
Jayden Gardner.....	VaSID University All-State 2nd Team
Kadin Shedrick.....	All-ACC Academic Team



VIRGINIA CAVALIERS (21-14)

Head Coach: Tony Bennett (Green Bay, 1992)
 UVA: 316-117 (13 seasons), Career: 385-150 (16 seasons)

2021-22 SEASON HIGHLIGHTS

- Virginia finished the 2021-22 season with a 21-14 record and finished sixth in the ACC at 12-8.
- The Cavaliers earned their 14th NIT berth and 10th consecutive postseason berth.
- UVA advanced to the NIT quarterfinals for the seventh time.
- UVA won 21 or more games for the 10th time under head coach Tony Bennett.
- UVA won 12 or more ACC games for the fourth straight year.
- UVA advanced to the ACC Tournament quarterfinals.
- UVA finished with .500 or better road record (7-6) for the sixth straight year.
- UVA captured the Roman Legends Classic in Newark, N.J., defeating Georgia (65-55) and Providence (58-40).
- UVA posted three quad one wins (Providence, @Duke & @Miami).
- UVA added four quad two wins (@Syracuse, @Clemson, Virginia Tech and Miami).

NIT IN REVIEW

- The Cavaliers posted a 2-1 mark in the NIT, defeating Mississippi State (60-57) and North Texas (71-69 OT) before falling in the quarterfinals to St. Bonaventure (52-51).
- UVA is 19-12 all-time in 14 NIT appearances, including a pair of championships in 1980 and 1992.
- UVA is 2-5 all-time in the NIT quarterfinals.
- The Cavaliers are 11-5 at home in the NIT.
- Virginia associate head coach Jason Williford was a member of the 1992 NIT champion Cavaliers.
- The Cavaliers are 17-9 in NCAA/NIT postseason play under Bennett, including a 4-2 mark in the NIT.
- Bennett is 4-3 all-time in the NIT, including a 68-57 loss at St. Mary's as head coach at Washington State in 2009.

THERE'S NO PLACE LIKE HOME

- Virginia is 216-53 (.803), including an 11-7 mark in 2021-22, in 16 seasons at John Paul Jones Arena.
- UVA was 10-1 at JPJ in 2020-21 and is 177-37 (.827), including a 143-22 (.867) mark the past 10 seasons, under Bennett.
- UVA is an ACC-leading 78-13 (.857) in league home games over the past 10 seasons. Duke is second at 77-14 (.846).
- UVA has won 10 or more home games for 13 straight years.

UVA IN THE NATIONAL STATISTICAL RANKINGS

- UVA ranked sixth nationally in scoring defense (60.1 ppg), eighth in turnovers per game (9.7), 13th in personal fouls per game (13.7) and 20th in assist/turnover ratio (1.45).
- Reece Beekman ranked second nationally in assist/turnover ratio (3.62), 26th in steals (2.1 spg) and 30th in assists (5.2 apg).

VIRGINIA'S STARTING LINEUP VS. ST. BONAVENTURE (3/22/22)

Pos.	No.	Player (Hometown)	Yr.	Ht.	Wt.	PPG	RPG	NOTES
G	0	Kihei Clark (Woodland Hills, Calif.)	Sr.	5-10	172	10.0	4.4(a)	1,082 points & 539 assists; Team-high 34.6 3FG%
G	2	Reece Beekman (Baton Rouge, La.)	So.	6-3	181	8.2	5.2(a)	Led UVA in steals (73), assists (181) & A/TO ratio (3.62)
G	4	Armaan Franklin (Indianapolis, Ind.)	Jr.	6-4	204	11.1	2.8	10+ points in 21 games; 19 of 41 3FGs last 9 games
F	1	Jayden Gardner (Wake Forest, N.C.)	Sr.	6-6	246	15.3	6.4	10+ points in 29 games; 40 20-point games (7 at UVA)
C	22	Francisco Caffaro (Sante Fe, Argentina)	R-Jr.	7-1	242	4.3	4.6	8p & 5r vs. Mississippi State; Double-double (11p & 12r) at ND
OFF THE BENCH								
F	21	Kadin Shedrick (Holly Springs, N.C.)	R-So.	6-11	231	6.9	5.1	Career-high 20 points vs. Louisville; 3+ blocks in 13 games
G	23	Kody Statmann (Cairns, Australia)	Sr.	6-8	200	3.3	1.7	9 points & career-high 11 rebounds at North Texas
G	11	Malachi Poindexter (Mineral, Va.)	So.	6-2	190	1.0	0.5	Played in 19 contests, including action in 11 of last 13 games
G	10	Taine Murray (Auckland, N.Z.)	Fr.	6-5	207	2.0	0.9	Career-high 14 points (4 of 6 3FGs) vs. Iowa; 8 of 23 3FGs
G-F	24	Igor Miličić Jr. (Rovinj, Croatia)	Fr.	6-10	224	2.1	0.9	Season-high 11 points vs. Coppin State; 8 of 22 3FGs

GARDNER NAMED USBWA ALL-DISTRICT 3

- Jayden Gardner was named to the U.S. Basketball Writers Association All-District 3 team on March 16.
- UVA has had at least one player earned USBWA All-District 3 honors for 11 consecutive seasons.

GARDNER, BEEKMAN AND CLARK HONORED BY ACC

- Jayden Gardner was named to the All-ACC third team, while Reece Beekman was named to the ACC All-Defensive team.
- In addition, Beekman and Kihei Clark earned All-ACC honorable mention honors.

GARDNER AND SHEDRICK EARN ALL-ACC ACADEMIC HONORS

- Jayden Gardner and Kadin Shedrick were named to the All-ACC Academic Team.
- Gardner is a youth and social innovation major, while Shedrick is majoring in commerce.
- Minimum academic requirements for selection to the All-ACC Academic Team are a 3.0 grade point average for the previous semester and a 3.0 cumulative average during one's academic career.
- Athletic achievements during the most recent season are also considered in selecting the All-ACC Academic Team.

HOOS AMONG ACC LEADERS

- Reece Beekman ranked first in the ACC in assists (5.2), steals (2.1 spg) and assist/turnover ratio (3.62), and fourth in minutes (35.1 mpg).
- Jayden Gardner ranked seventh in field goal percentage (50.1%) and free throw percentage (79.3%), 12th in scoring (15.3 ppg) and 17th in rebounding (6.4 rpg).
- Kihei Clark ranked second in minutes (36.1), fifth in assists (4.4 apg) and sixth in assist/turnover ratio (1.99).
- Kadin Shedrick ranked third in blocked shots (1.9 bpg).

HOO WERE THESE CAVALIERS?

- UVA was led by its backcourt of Kihei Clark (10 ppg & 4.4 apg) and Reece Beekman (8.2 ppg, 5.2 apg, 3.9 rpg & 2.1 spg), and the transfers Jayden Gardner (15.3 ppg & 6.4 rpg) and Armaan Franklin (11.1 ppg).
- Gardner (East Carolina) and Franklin (Indiana) filled the void left by standouts Sam Hauser (16 ppg), Jay Huff (13 ppg) and Trey Murphy III (11.3 ppg) in 2020-21.
- Francisco Caffaro (4.3 ppg & 4.6 rpg) and Kadin Shedrick (6.9 ppg, 5.1 rpg & 1.9 bpg) anchored the paint. Shedrick started 19 contests, while Caffaro started 16.
- Kody Statmann (35.7% 3FGs), Malachi Poindexter, Taine Murray, Igor Miličić Jr. and Carson McCorkle provided perimeter depth off the bench.

VIRGINIA HEAD COACH TONY BENNETT

- Dean and Markel Families Head Men's Basketball Coach Tony Bennett has a 316-117 (.730) mark in 13 seasons at UVA and 385-150 (.720) career mark in 16 seasons as a head coach.
- Bennett has guided the Cavaliers to five ACC regular-season titles (2014, 2015, 2018, 2019 and 2021), two ACC Tournament titles (2014 and 2018) and one NCAA national championship (2019) in 13 seasons on Grounds.
- The three-time National (2007, 2015 and 2018) and four-time ACC Coach of the Year (2014, 2015, 2018 and 2019) guided UVA to its 10th consecutive postseason berth in 2021-22.
- In 2018-19, Bennett led the Cavaliers to their first NCAA national championship, a share of their ninth ACC regular-season title and a school-record 35 wins.
- Bennett won his 300th game at Virginia with the 61-43 victory against Lehigh on Nov. 26, 2021.
- With the Feb. 13, 2021, win over North Carolina, Bennett became just the third coach in ACC men's basketball history to lead his program to 10-straight winning conference seasons, joining Dean Smith and Mike Krzyzewski.
- He has led UVA to outright ACC regular-season and tournament championships in the same season two times (2014 and 2018).
- Bennett is the fifth coach in ACC history to win at least three outright ACC regular-season titles (Frank McGuire, Dean Smith, Mike Krzyzewski and Roy Williams).
- Bennett led the Cavaliers to 30 wins in back-to-back seasons two times (2014-2015 and 2018-19).
- UVA is 161-70 (.700) in ACC play (90-25 at home & 71-45 away), 178-37 (.828) at home and 155-47 (.767) in non-conference action (87-10 at JPI) under Bennett.
- Bennett ranks fifth all-time in winning percentage (.700) among ACC head coaches with 100 or more ACC wins.

RANSFERS MADE IMMEDIATE IMPACT

- Transfers Jayden Gardner (East Carolina) and Armaan Franklin (Indiana) made an immediate impact at Virginia.
- Gardner led the team in scoring (15.3 ppg), rebounding (6.4 rpg), field goal percentage (50.1%), free throw percentage (79.3%), field goals (219) and free throws (96).
- Gardner has amassed 1,999 points and 928 rebounds in 116 career games (81 games at East Carolina).
- Gardner scored 10+ points in 29 games (103 of 116 career games in double figures).
- Gardner has racked up 36 career double-doubles (6 at UVA) and has 40 20-point games (7 at UVA).
- Gardner has recorded 22 games with 20 or more points and 10 or more rebounds (20 at East Carolina).
- Franklin tied a career high with 23 points vs. Georgia, scored 22 vs. Miami and 21 against Radford.
- Franklin reached double figures in 21 games (36 of 88 career games in double figures).
- He matched a career-high with five 3-pointers vs. Georgia, North Texas and St. Bonaventure.
- Franklin averaged 11.1 points after averaging 11.4 points as a sophomore at Indiana where he was the second most improved scorer in the Big Ten (+7.7) in 2020-21.
- Franklin shot a team-best 42.4% from 3-point range and was second on the team with 36 3-pointers.
- He ranked second at UVA with 53 3-pointers this season.

RECORDS WATCH

- Kihei Clark ranks fifth at Virginia with 536 career assists and 45th in scoring with 1,082 career points.
- Clark is the fifth UVA player with 1,000 career points and 500 career assists, joining John Crotty, Sean Singletary, London Perrantes and Donald Hand.

No.	Name	Career Assists
1.	John Crotty (1988-91)	683
2.	Jeff Jones (1979-82)	598
3.	Sean Singletary (2005-08)	587
4.	London Perrantes (2014-17)	569
5.	Kihei Clark (2019-present)	539

NATIONAL DEFENSIVE POINTS PER GAME

RANKINGS UNDER TONY BENNETT

Year	School	Pts/Gm	Rank
2006-07	Washington State	59.5	17th
2007-08	Washington State	56.4	3rd
2008-09	Washington State	55.4	1st
2009-10	Virginia	63.6	54th
2010-11	Virginia	62.4	36th
2011-12	Virginia	54.2	2nd
2012-13	Virginia	55.6	5th
2013-14	Virginia	55.7	1st
2014-15	Virginia	51.5	1st
2015-16	Virginia	60.1	2nd
2016-17	Virginia	56.4	1st
2017-18	Virginia	54.0	1st
2018-19	Virginia	56.1	1st
2019-20	Virginia	52.4	1st
2020-21	Virginia	60.5	6th
2021-22	Virginia	60.1	6th

- Kadin Shedrick (67) ranked sixth on UVA's single-season blocked shots list.

No. Name Single-Season Blocks

1.	Ralph Sampson (1979-80)	157
2.	Ralph Sampson (1982-83)	103
	Ralph Sampson (1980-81)	103
4.	Ralph Sampson (1981-82)	99
5.	Kris Hunter (1998-99)	88
6.	Kadin Shedrick (2021-22)	67

- Reece Beekman (73) ranked first on UVA's single-season steals list.

No. Name Single-Season Steals

1.	Reece Beekman (2021-22)	73
2.	Othell Wilson (1983-84)	69
3.	Othell Wilson (1981-82)	61

- Beekman ranked seventh on UVA's single season assist list with 181.

No. Name Single-Season Assists

1.	John Crotty (1989-90)	214
2.	John Crotty (1988-89)	208
3.	Ty Jerome (2018-19)	202
	Sean Singletary (2007-08)	202
5.	Jeff Jones (1979-80)	200
6.	John Johnson (1986-87)	194
7.	Reece Beekman (2021-22)	181

OUR DEFENSE NEVER RESTED

- UVA ranked eighth nationally in scoring defense at 60.1 ppg.
- The Cavaliers limited their opponents to 42.5 percent shooting and 33.6 percent from 3-point range.
- UVA forced 35 shot clock violations and has averaged 28 shot clock violations since 2019.
- The Cavaliers limited 14 opponents to 56 or fewer points and 12 foes to 40 percent or less field goal shooting while outrebounding 16 opponents (12-3).
- Bennett-coached teams have led the nation in scoring defense seven times and finished in the top-five nationally 11 times.

ABOUT THE 2021-22 SCHEDULE


- Four of Virginia's opponents were ranked in the final (March 14) AP Top-25 poll (Duke, Providence, Houston and Iowa), while Virginia Tech and North Carolina received votes.

UVA VS. RANKED OPPONENTS

- UVA is 48-41 against ranked foes in the Tony Bennett era.
- UVA was 1-3 vs. ranked opponents in 2021-22.
- UVA's 11 ranked wins in 2018-19 marked a school record.
- UVA is 161-335 vs. ranked opponents since 1953-54.
- UVA is 1-31 all-time vs. No. 1-ranked opponents (86-73 win vs. No. 1 North Carolina on Jan. 30, 1986).

HOLDING FOES UNDER 50

- UVA is 106-2, including a 3-0 mark in 2021-22, when limiting foes to fewer than 50 points during the Tony Bennett era.
- Bennett-coached teams are 131-3 when holding opponents to fewer than 50 points (25-1 in three years at Washington State).
- UVA is 27-0 when limiting opponents to fewer than 40 points under Bennett.



HEAD COACH TONY BENNETT

EDUCATION
College: Green Bay, 1992

COACHING EXPERIENCE

1999-00	Wisconsin (staff volunteer)
2000-01	Wisconsin (assistant coach)
2003-04	Washington State (assistant coach)
2004-06	Washington State (associate head coach)
2006-09	Washington State (head coach)
2009-	Virginia (head coach)

THE BENNETT RECORD

Year	School	Record (Conf)	Postseason
2006-07	Washington St.	26-8 (13-5)	NCAA 2nd Round
2007-08	Washington St.	26-9 (11-7)	NCAA Sweet 16
2008-09	Washington St.	17-16 (8-10)	NIT 1st Round
2009-10	Virginia	15-16 (5-11)	
2010-11	Virginia	16-15 (7-9)	
2011-12	Virginia	22-10 (9-7)	NCAA 2nd Round
2012-13	Virginia	23-12 (11-7)	NIT Quarterfinals
2013-14	Virginia	30-7 (16-2)	NCAA Sweet 16
2014-15	Virginia	30-4 (16-2)	NCAA Third Round
2015-16	Virginia	29-8 (13-5)	NCAA Elite Eight
2016-17	Virginia	23-11 (11-7)	NCAA 2nd Round
2017-18	Virginia	31-3 (17-1)	NCAA 1st Round
2018-19	Virginia	35-3 (16-2)	NCAA Champions
2019-20	Virginia	23-7 (15-5)	N/A
2020-21	Virginia	18-7 (13-4)	NCAA First Round
2021-22	Virginia	21-14 (12-8)	NIT Quarterfinals
Total	16 seasons	385-150	
Virginia	13 seasons	316-117	

BENNETT VS. 2021-22 OPPONENTS

Opponent	Career	Virginia
Boston College	10-4	10-4
Clemson	14-4	14-4
Coppin State	2-0	2-0
Duke	5-13	5-13
Fairleigh Dickinson	2-0	1-0
Florida State	9-11	9-11
Georgia	1-0	1-0
Georgia Tech	16-2	16-2
Houston	0-1	0-1
Iowa	1-2	1-2
JMU	3-1	3-1
Lehigh	3-0	3-0
Louisville	15-2	15-2
Miami	12-6	12-6
Mississippi State	1-0	1-0
Navy	2-1	2-1
North Carolina	12-10	12-9
NC State	14-4	14-4
North Texas	2-0	2-0
Northwestern	0-0	0-0
Notre Dame	12-2	11-2
Pitt	12-2	12-1
Providence	2-0	2-0
Radford	3-0	2-0
St. Bonaventure	0-1	0-1
Syracuse	10-3	10-3
Virginia Tech	17-8	17-8
Wake Forest	10-5	10-5

VIRGINIA IN THE POLLS

Date	AP	Coaches	Date	AP	Coaches
Preseason	25	25	Jan. 17	NR	NR
Nov. 15	RV	--	Jan. 24	NR	NR
Nov. 22	NR	NR	Jan. 31	NR	NR
Nov. 29	NR	NR	Feb. 7	NR	NR
Dec. 6	NR	NR	Feb. 14	RV	NR
Dec. 13	NR	NR	Feb. 21	NR	NR
Dec. 20	NR	NR	Feb. 28	NR	NR
Dec. 27	NR	NR	March 7	NR	NR
Jan. 3	NR	NR	Final	--	NR
Jan. 10	NR	NR			

SUPER 70s AND AWESOME 80s

- Virginia is 144-11 when scoring at least 70 or more points under Tony Bennett.
- UVA was 8-1 when scoring 70 or more points in 2021-22.
- Virginia is 40-1 all-time under when scoring 80 or more points under Bennett with their lone loss a 93-81 setback at North Carolina in 2012-13.
- Bennett was 4-0 when scoring 80+ points at Washington State.
- UVA scored 100 points against Marshall (2018-19) for the first time under Tony Bennett and added 97 points against Coppin State (2018-19).
- UVA is 4-0 all-time when scoring 90 or more under Bennett.

VIRGINIA PICKED FOURTH IN THE ACC

- Virginia was selected fourth in the 2021-22 ACC Tipoff Preseason Poll and finished sixth.
- The Cavaliers have finished at or higher than their predicted finish in 12 of the last 14 seasons.

WATCH ME NOW

- Kihei Clark (Bob Cousy Award) and Jayden Gardner (Karl Malone Award) were named to Naismith Memorial Basketball Hall of Fame preseason award top-20 watch lists.
- The Cousy Award honors the nation's top point guard, while the Malone Award honors the top power forward.
- Clark has been named to the Cousy Award preseason watch list in each of the last three seasons.

VIRGINIA RANKED NO. 25 IN AP PRESEASON RANKINGS

- Virginia was ranked No. 25 in the AP preseason poll.
- UVA was one of six teams (Gonzaga, Villanova, Baylor, Houston and Illinois) to be ranked every week since the start of the 2020-21 season.
- UVA was ranked in the preseason AP top 25 for the fourth straight year.
- UVA has been ranked in the AP top 25 in the preseason rankings in 10 of the past 11 seasons.

CLARK EARNS PRESEASON ALL-ACC HONORS

- Kihei Clark was named to the preseason All-ACC second team for the second consecutive season.
- Clark earned All-ACC honorable mention honors in 2021 and was named to the All-ACC third team in 2020.

2021-22 Roster

No.	Name	Year	Pos.	Ht.	Wt.	Hometown/High School/Club/Previous School
0	Kihei Clark ***	Sr.	G	5-10	172	Woodland Hills, Calif./Taft Charter
1	Jayden Gardner	Sr.	F	6-6	246	Wake Forest, N.C./Heritage/East Carolina
2	Reece Beekman *	So.	G	6-3	181	Baton Rouge, La./Scotlandville Magnet
4	Armaan Franklin	Jr.	G	6-4	204	Indianapolis, Ind./Cathedral/Indiana
5	Jayden Nixon ***	Sr.	G	6-3	200	Charlottesville, Va./Choate Rosemary Hall (Conn.)
10	Taine Murray	Fr.	G	6-5	207	Auckland, N.Z./Rosmini College
11	Malachi Poindexter *	So.	G	6-2	190	Mineral, Va./St. Anne's-Belfield School
12	Chase Coleman **	Jr.	G	5-9	161	Norfolk, Va./Maury
13	Chris McGahren	Sr.	G	6-4	185	Charlottesville, Va./Western Albemarle
21	Kadin Shedrick *	R-So.	F	6-11	231	Holly Springs, N.C./Holly Springs
22	Francisco Caffaro **	R-Jr.	C	7-1	242	Santa Fe, Argentina/NBA Global Academy
23	Koday Stattmann ***	Sr.	G	6-8	200	Cairns, Australia/St. Augustine's College
24	Igor Miličić Jr.	Fr.	G/F	6-10	224	Rovinj, Croatia/Progenius Ulm/Orange Academy Ratiopharm
33	Carson McCorkle *	So.	G	6-3	185	Raleigh, N.C./Greensboro Day School

Head Coach: Tony Bennett (Green Bay '92)

Associate Head Coach: Jason Williford (Virginia '95)

Assistant Coaches: Orlando Vandross (American International College '92), Kyle Getter (Hanover College)

Director of Scouting: Brad Soderberg (UW-Stevens Point '85)

Director of Player Development: Larry Mangino (Montclair State '83)

Director of Player Personnel: Johnny Carpenter (Virginia '13)

Graduate Assistant: Isaiah Wilkins (Virginia '18)

Associate AD for Basketball Administration/Operations: Ronnie Wideman (Washington State '06)

Strength and Conditioning Coach: Mike Curtis (Virginia '98)

Athletic Trainer: Ethan Saliba (Kansas '79);

Academic Coordinator: Jazlyn Eddings (Louisville '18)

Assistant AD for Public Relations: Erich Bacher (UW-Stevens Point '92)

CAVALIERS SIGN FOUR STUDENT-ATHLETES

- Leon Bond III (Wauwatosa, Wis./Wauwatosa East), Ryan Dunn (Freeport, N.Y./Perkiomen School), Isaac McKneely (Poca, W.Va./Poca) and Isaac Traudt (Grand Island, Neb./Grand Island) signed National Letters of Intent and will join UVA in 2022-23.
- Bond III is a 6-5, 195-pound athletic forward who averaged 11.8 points, 5.9 rebounds and 1.2 blocked shots during his junior season at Wauwatosa East High School.
- Dunn is a 6-7, 190-pound athletic shooting guard, who shot 44 percent from 3-point range in each of the past two seasons for Long Island Lutheran High School.
- McKneely, a 6-4, 180-pound guard, averaged 22 points, 4.1 rebounds and 4.0 assists as a junior for Poca High School en route to Gatorade West Virginia Boys Basketball Player of the Year honors in 2020-21.
- Traudt is a 6-9, 220-pound forward, who averaged 25.3 points and 9.4 rebounds during his junior season at Grand Island Senior High.

CAVALIERS IN THE NBA

- Justin Anderson (Indiana), Malcolm Brogdon (Indiana), Joe Harris (Brooklyn), Anthony Gill (Washington), Sam Hauser (Boston), De'Andre Hunter (Atlanta), Ty Jerome (Oklahoma City), Braxton Key (Philadelphia), Trey Murphy III (New Orleans) and Kyle Guy (Miami) are former Cavaliers in the NBA.
- Guy is on a two-way contract with the Heat.
- In addition, Indiana head coach and UVA alum Rick Carlisle led Dallas to an NBA title and helped the Cavaliers to an NCAA Final Four in 1984.

FOUR CAVALIERS FIND NEW HOMES

- Four Cavaliers - Carson McCorkle, Malachi Poindexter, Igor Miličić Jr. and Jayden Nixon - left the program after the 2021-22 season.
- McCorkle transferred to Wofford and Poindexter landed at Illinois State.
- Miličić Jr. transferred to Charlotte and will play for former UVA associate head coach Ron Sanchez.

UVA'S RECORD UNDER TONY BENNETT WHEN..

	All	2021-22
Leading at the half	249-31	16-4
Trailing at the half	57-80	4-10
Tied at the half	10-5	1-0
Playing Overtime	10-10	0-0
Shooting 50% or better	122-11	7-1
Shooting between 40-49.9%	152-43	12-6
Shooting less than 40%	42-63	2-7
Opponents shoot 50% or better	24-32	3-2
Opponents shoot less than 50%	292-85	18-12
UVA outrebounds its opponent	223-37	12-4
Opponent outrebounds UVA	84-77	8-10
Teams are tied in rebounds	9-3	1-0
UVA has 10 or more steals	25-5	2-2
UVA shoots 70% FT or better	198-63	15-7
UVA shoots less than 70% FT	118-55	6-7
Scoring less than 50 points	10-19	0-3
Scoring 50-59 points	46-47	4-6
Scoring 60-69 points	116-39	9-4
Scoring 70-79 points	104-10	7-1
Scoring 80-89 points	36-1	1-0
Scoring more than 90 points	4-0	0-0
Allowing fewer than 50 points	106-2	3-0
Allowing fewer than 40 points	27-0	0-0
Playing in John Paul Jones Arena	178-37	11-7
Playing on the road	85-57	7-6
Playing on a neutral court	53-23	3-1
Game decided by 1-4 points	48-47	7-6
Game decided by 5-10 points	74-30	6-3
Game decided by 11+ points	192-40	7-5
Playing at night	217-81	18-10
Playing in the afternoon	99-36	3-4
Playing on Monday	31-15	3-2
Playing on Tuesday	51-12	3-4
Playing on Wednesday	54-16	4-2
Playing on Thursday	21-10	0-1
Playing on Friday	33-11	4-0
Playing on Saturday	89-43	6-5
Playing on Sunday	37-10	1-0
Playing in November	72-15	5-3
Playing in December	54-15	2-2
Playing in January	76-28	5-4
Playing in February	64-34	5-3
Playing in March	48-25	4-2
Playing in April	2-0	0-0

CAVALIERS IN THE PROS

- Justin Anderson** (2013-15), Indiana (NBA)
- Darion Atkins** (2012-15), NINERS Chemnitz (German BBL)
- Malcolm Brogdon** (2012-16), Indiana (NBA)
- Anthony Gill** (2014-16), Washington (NBA)
- Kyle Guy** (2017-19), Sioux Falls (NBA G League), Miami (NBA)
- Devon Hall** (2015-18), Milano (Italian Serie A)
- Joe Harris** (2011-14), Brooklyn (NBA)
- Sam Hauser** (2021), Maine (NBA G League), Boston (NBA)
- Jay Huff** (2021), South Bay (NBA G League)
- De'Andre Hunter** (2017-19), Atlanta (NBA)
- Ty Jerome** (2017-19), Oklahoma City (NBA)
- Nigel Johnson** (2018), Hubner NBS (Hungarian A Division)
- Braxton Key** (2019-20), Delaware (NBA G League), Philadelphia (NBA)
- Jerome Meyinsse** (2007-10), Sendia (Japanese B2 League)
- Laurynas Mikaluskas** (2006-08), Palanga (Lithuanian NKL)
- Akil Mitchell** (2011-14), Pinar Karsiyaka SK Izmir (Turkish BSL)
- Trey Murphy III** (2021), New Orleans (NBA)
- London Perrantes** (2014-17), Hapoel Galil Gilboa (Israeli Winner)
- Jack Salt** (2016-19), Northside (Australian NBL1 North)
- Mike Tobey** (2013-16), Valencia (Spanish Liga Endesa)
- Tomas Woldetensae** (2020-21), Chieti (Italian Serie A2)

Date	Site	Round	Opponent	Score
1941	New York, N.Y.	Quartefinal	CCNY	L 64-35
1972	New York, N.Y.	Quarterfinal	Lafayette	L 72-71
1978	Charlottesville, Va.	1st Round	Georgetown	L 70-68 OT
1979	Charlottesville, Va.	1st Round	Northeast Louisiana	W 79-78
	Birmingham, Ala.	2nd Round	Alabama	L 90-88
1980	Charlottesville, Va.	1st Round	Lafayette	W 67-56
	Charlottesville, Va.	2nd Round	Boston College	W 57-55
	Charlottesville, Va.	Quarterfinal	Michigan	W 79-68
	New York, N.Y.	Semifinal	UNLV	W 90-71
	New York, N.Y.	Final	Minnesota	W 58-55
1985	Morgantown, W.Va.	1st Round	West Virginia	W 56-55
	Charlottesville, Va.	2nd Round	St. Joseph's	W 68-61
	Knoxville, Tenn.	Quarterfinal	Tennessee	L 61-54
1992	Villanova, Pa.	1st Round	Villanova	W 83-80
	Charlottesville, Va.	2nd Round	Tennessee	W 77-52
	Richmond, Va.	Quarterfinal	New Mexico	W 76-71
	New York, N.Y.	Semifinal	Florida	W 62-56
	New York, N.Y.	Final	Notre Dame	W 81-76 OT
2000	Charlottesville, Va.	1st Round	Georgetown	L 115-111 3OT
2002	Charlottesville, Va.	1st Round	South Carolina	L 74-67
2003	Charlottesville, Va.	1st Round	Brown	W 89-73
	Jamaica, N.Y.	2nd Round	St. John's	L 73-63
2004	Charlottesville, Va.	1st Round	George Washington	W 79-66
	Villanova, Pa.	2nd Round	Villanova	L 73-63
2006	Stanford, Calif.	1st Round	Stanford	L 65-49
2013	Charlottesville, Va.	1st Round	Norfolk State	W 67-56
	Charlottesville, Va.	2nd Round	St. John's	W 68-50
	Charlottesville, Va.	Quarterfinal	Iowa	L 75-64
2022	Charlottesville, Va.	1st Round	(3) Mississippi State	W 60-57
	Denton, Texas	2nd Round	(2) North Texas	W, 71-69 OT
	Charlottesville, Va.	Quarterfinal	St. Bonaventure	L, 52-51

Total: 19-12

First Round: 8-4

Second Round: 5-3

Quarterfinals: 2-5

Semifinals: 2-0

Finals: 2-0

Home: 11-5

Away: 4-5

Neutral: 4-2

GAME 1 - NAVY 66, VIRGINIA 58

Official Basketball Box Score - Final
Navy at Virginia
 11/09/21 John Paul Jones Arena, Charlottesville
 #25 Virginia vs Navy Men's Basketball
 Game Time: 9:00 PM
 Game Duration: 1:54
 Attendance: 13,100
 Officials: Bill Covington, Jr., Justin Porterfield, Jeff Pon

Navy - 66		Record: 1-0									
NO. Name	Min	FG M-A	3P M-A	FT M-A	Rebounds OR DR TOT	Fouls PF FD	TP	AS	TO	ST	Blocks BS BA +/-
5 Tyler Nelson	F 24:28	0-7	0-5	2-4	0 4 4	0 3	2	0	1	0	2 0 6
31 Daniel Deaver	F 27:47	2-9	1-2	2-2	2 5 7	2 2	7	4	4	1	2 0 9
1 John Carter Jr.	G 35:03	7-16	5-8	0-0	2 3 5	2 4	19	2	2	1	0 3 5
3 Sean Yoder	G 30:59	6-7	3-3	0-1	1 5 6	2 5	15	0	2	2	0 0 6
20 Greg Summers	G 21:56	3-5	0-0	2-2	1 4 5	2 1	8	2	4	2	0 1 -2
55 Richard Njoku	09:10	1-2	0-0	0-0	1 2 3	1 0	2	1	1	0	0 0 -5
11 Jaylen Walker	15:32	2-4	0-1	1-1	2 3 2	1 1	5	1	0	1	1 0 2
15 P.J. Roach Jr.	22:08	1-1	1-1	0-0	0 0 0	3 1	3	2	1	0	0 0 11
30 Christian Silva	09:54	2-2	1-1	0-0	0 0 0	1 0	5	1	0	0	0 0 4
35 Nate Allison	03:03	0-0	0-0	0-0	1 0 1	2 0	0	0	1	0	0 0 4
Team					1 0 1	0 0					
Totals		24-53	11-21	7-10	10 25 35	17 17	66	14	17	9	5 4 8

Shooting By Period	
1st FG%	15-28 53.6%
3PT%	8-12 66.7%
FT%	4-5 80%
2nd FG%	9-25 36.0%
3PT%	3-9 33.3%
FT%	3-5 60%
GM FG%	24-53 45.3%
3PT%	11-21 52.4%
FT%	7-10 70.0%

Dead Ball Rebounds: 1, 0

Virginia - 58		Record: 0-1									
NO. Name	Min	FG M-A	3P M-A	FT M-A	Rebounds OR DR TOT	Fouls PF FD	TP	AS	TO	ST	Blocks BS BA +/-
1 Jayden Gardner	F 33:02	7-13	0-0	4-5	2 8 10	3 4	18	1	5	0	1 3 -7
21 Kadin Shedrick	F 22:36	3-5	0-0	1-2	2 5 7	4 2	7	0	2	3	1 0 4
0 Khehi Clark	G 38:24	3-9	2-7	4-4	0 0 0	1 3	12	2	2	0	0 0 -4
2 Reece Beekman	G 37:31	4-8	0-1	0-2	0 5 5	4 4	8	6	1	6	1 1 -6
4 Armaan Franklin	G 33:18	2-11	1-7	2-2	0 0 0	1 1	7	1	0	3	1 0 -8
23 Kody Statmann	17:04	1-3	1-1	0-0	1 0 1	0 0	3	1	1	0	0 0 -6
22 Francisco Caffaro	14:30	1-2	0-0	1-2	2 2 4	3 3	3	0	2	0	0 1 -12
10 Taine Murray	02:06	0-0	0-0	0-0	0 0 0	1 0	0	1	0	0	0 0 1
33 Carson McCorkle	01:29	0-0	0-0	0-0	0 0 0	0 0	0	0	0	0	0 0 -2
Team					2 1 3	0 0					
Totals		21-51	4-16	12-17	9 21 30	17 17	58	11	14	12	4 5 -8

Shooting By Period	
1st FG%	14-26 53.8%
3PT%	2-8 25.0%
FT%	5-7 71.4%
2nd FG%	7-25 28.0%
3PT%	2-8 25.0%
FT%	7-10 70%
GM FG%	21-51 41.2%
3PT%	4-16 25.0%
FT%	12-17 70.6%

Dead Ball Rebounds: 1, 0

Points from		USN		UVA	
Biggest lead	9 (2 nd 0:24)	2	1 st 16:43		
Best Scoring Run	9 (2 nd 0:24)	7	1 st 16:43		
Lead Changes	6				
Times Tied	3				
Time with Lead	31:53	02:18			

Period by Period Scoring		
1st	2nd	TOT
USN 42	24	66
UVA 35	23	58

GAME 2 - VIRGINIA 73, RADFORD 52

Official Basketball Box Score - Final
Radford at Virginia
 11/12/21 John Paul Jones Arena, Charlottesville
 #25 Virginia vs Radford MBB
 Game Time: 7:00 PM
 Game Duration: 1:49
 Attendance: 13,568
 Officials: Lee Cassel, Jeffrey Anderson, Kellen Milner

Radford - 52		Record: 1-1									
NO. Name	Min	FG M-A	3P M-A	FT M-A	Rebounds OR DR TOT	Fouls PF FD	TP	AS	TO	ST	Blocks BS BA +/-
5 Rashun Williams	F 24:17	1-5	0-0	2-3	4 1 3	4 1	5	1	1	0	1 1 -8
22 Leshia Djorkam	C 07:41	1-2	0-0	0-0	1 1 1	4 0	2	0	0	0	1 1 1
2 Josiah Jeffers	G 15:54	4-8	1-2	0-1	2 1 3	4 2	9	3	2	3	0 0 1
15 Bryan Hart	G 22:48	4-7	2-4	2-2	0 0 0	0 2	12	0	1	1	0 0 3
45 Xavier Lipscomb	G 16:35	0-4	0-1	0-0	1 1 2	0 1	0	2	1	0	0 0 -3
13 Shaquan Jules	19:50	3-3	0-0	4-4	0 2 2	4 3	10	0	0	0	0 0 -9
11 Camron McNeil	22:42	2-6	0-2	0-0	5 5 0	2 4	4	0	1	2	0 0 -20
20 Dravon Mangum	17:25	0-2	0-1	0-0	1 1 2	0 0	0	0	1	0	0 0 0
14 Chryee Walker	20:40	1-5	0-2	0-0	3 4 7	0 2	2	0	3	0	0 1 -19
3 TaiReon Joseph	16:34	0-5	0-1	0-0	2 2 2	2 0	0	1	2	1	0 0 -11
24 Artese Stapleton	15:34	3-3	2-2	0-0	0 0 0	1 0	8	1	1	0	0 0 0
Team					2 2 4	0 0					
Totals		20-53	6-20	6-7	11 19 30	21 13	52	8	15	7	3 7 -21

Shooting By Period	
1st FG%	9-23 39.1%
3PT%	3-8 37.5%
FT%	0-1 0%
2nd FG%	11-30 36.7%
3PT%	3-12 25.0%
FT%	6-6 100%
GM FG%	20-53 37.7%
3PT%	6-20 30.0%
FT%	6-7 85.7%

Dead Ball Rebounds: 1, 0

Virginia - 73		Record: 1-1									
NO. Name	Min	FG M-A	3P M-A	FT M-A	Rebounds OR DR TOT	Fouls PF FD	TP	AS	TO	ST	Blocks BS BA +/-
1 Jayden Gardner	F 24:35	5-10	0-0	8-10	4 3 7	1 5	18	1	0	0	1 1 12
21 Kadin Shedrick	F 22:58	0-3	0-0	10-10	2 3 5	3 7	10	0	1	1	4 0 13
0 Khehi Clark	G 30:59	3-8	1-3	0-0	2 2 4	1 1	7	5	3	2	0 1 13
2 Reece Beekman	G 31:47	2-6	1-2	2-2	0 3 3	0 3 7	3	1	4	1	0 0 19
4 Armaan Franklin	G 29:35	7-12	5-8	2-3	0 3 1	1 1	21	3	2	0	1 1 19
10 Taine Murray	14:33	1-1	1-1	0-0	1 1 2	1 3	0	0	1	0	0 0 7
33 Carson McCorkle	17:46	2-6	1-4	0-0	0 1 1	1 0	5	0	1	0	1 0 13
22 Francisco Caffaro	14:18	0-0	0-0	2-4	2 4 6	3 3	2	1	1	1	0 0 6
23 Kody Statmann	10:42	0-0	0-0	0-0	0 0 0	1 0	0	0	0	0	0 0 3
24 Igor Milicic Jr.	02:47	0-1	0-1	0-0	0 1 1	0 0	0	1	0	0	0 0 0
Team					0 1 1	0 0					
Totals		20-47	9-19	24-29	10 22 32	13 21	73	14	10	9	7 3 21

Shooting By Period	
1st FG%	13-27 48.1%
3PT%	6-11 54.5%
FT%	9-11 81.8%
2nd FG%	7-20 35.0%
3PT%	3-8 37.5%
FT%	15-18 83.3%
GM FG%	20-47 42.6%
3PT%	9-19 47.4%
FT%	24-29 82.8%

Dead Ball Rebounds: 3, 0

Points from		RAD		UVA	
Biggest lead	5 (1 st 17:32)	24	2 nd 15:39		
Best Scoring Run	6 (1 st 17:32)	15	1 st 9:21		
Lead Changes	3				
Times Tied	1				
Time with Lead	03:22	34:20			

Period by Period Scoring		
1st	2nd	TOT
RAD 21	31	52
UVA 41	32	73

GAME 3 - HOUSTON 67, VIRGINIA 47

Official Basketball Box Score - Final
Virginia at Houston
 11/16/21 Farris Center, Houston
 2021-22 Houston Cougars Basketball
 Game Time: 7:01 PM
 Game Duration: 2:01
 Attendance: 7,051
 Officials: Doug Shows, Chuck Jones, Ron Grover

Virginia - 47		Record: 1-2									
NO. Name	Min	FG M-A	3P M-A	FT M-A	Rebounds OR DR TOT	Fouls PF FD	TP	AS	TO	ST	Blocks BS BA +/-
1 Jayden Gardner	F 29:48	1-4	0-0	2-2	1 1 2	1 1	4	1	3	1	0 1 -18
24 Daniel Titus	F 22:59	2-4	0-1	0-3	0 3 3	0 4	4	0	0	0	3 0 -11
0 Khehi Clark	G 35:46	2-9	2-6	2-2	1 5 6	1 2	8	4	2	0	1 0 -14
2 Reece Beekman	G 32:23	3-9	0-3	0-0	1 1 4	0 4	6	1	4	1	0 1 -19
4 Armaan Franklin	G 31:32	3-7	0-4	5-6	2 2 4	4 4	11	0	3	1	0 1 -19
22 Francisco Caffaro	23:10	0-0	0-0	3-6	2 2 4	2 4	3	0	0	0	0 0 -7
33 Carson McCorkle	08:42	0-1	0-1	0-0	1 1 0	0 0	0	0	0	0	0 0 -3
23 Kody Statmann	20:26	3-5	2-3	0-0	0 3 3	0 0	8	1	1	0	0 0 -5
10 Taine Murray	07:07	0-2	0-0	1-2	1 1 2	0 1	1	0	0	0	0 0 -2
24 Igor Milicic Jr.	02:34	0-1	0-1	0-0	0 0 0	0 0	0	0	0	1	0 0 0
11 Malachi Poindexter	02:11	0-0	0-0	0-0	0 0 0	0 0	0	0	0	0	0 0 -2
12 Chase Coleman	01:24	1-1	0-0	0-0	0 0 0	0 0	0	0	0	0	0 0 0
Team					5 1 6	0 0					
Totals		15-43	4-19	13-21	10 20 30	12 17	47	6	17	6	3 4 -20

Shooting By Period	
1st FG%	7-21 33.3%
3PT%	4-12 33.3%
FT%	5-9 55.6%
2nd FG%	8-22 36.4%
3PT%	0-7 0.0%
FT%	8-12 66.7%
GM FG%	15-43 34.9%
3PT%	4-19 21.1%
FT%	13-21 61.9%

Dead Ball Rebounds: 2, 0

Houston - 67		Record: 3-0									
NO. Name	Min	FG M-A	3P M-A	FT M-A	Rebounds OR DR TOT	Fouls PF FD	TP	AS	TO	ST	Blocks BS BA +/-
32 Reggie Chaney	F 11:21	2-2	0-0	1-4	0 2 2	2 2	5	0	1	2	0 0 13
35 Fabian White Jr	F 25:29	3-6	0-0	0-0	0 8 8	0 0	6	1	0	1	2 1 16
0 Marcus Sasser	G 34:46	6-14	4-7	3-4	1 1 2	2 3	19	4	2	3	0 2 21
4 Taze Moore	G 33:11	2-7	1-5	0-0	2 3 5	4 0	5	3	3	2	0 0 23
11 Kyler Edwards	G 27:34	5-10	5-6	3-4	0 2 2	1 2					

GAME 5 - VIRGINIA 65, GEORGIA 55



Official Basketball Box Score - Final
Virginia at Georgia
 11/22/21 Prudential Center, Newark
 2021-22 Men's Basketball - 2021 Roman Legends Classic
 Game Time: 7:00 PM
 Game Duration: 1:56
 Attendance: 1,566
 Officials: Bil Covington, Chuck Jones, Donnie Eppley

NO. Name	Min	FG		3P		FT		Rebounds		Fouls		TP	AS	TO	ST	Blocks		+/-
		M-A	M-A	M-A	M-A	OR	DR	PF	FD	BS	BA							
1 Jayden Gardner	F 27:13	5-9	0-0	1-2	4-6	3-3	11-0	0	0	0	0	0	0	0	0	1	15	
23 Kadin Shedrick	F 18:37	0-2	0-0	3-4	2-5	7-7	4-3	0	0	1	1	4	0	0	0	4		
0 Kihel Clark	G 36:04	3-8	2-5	4-4	0-1	1-1	2-3	12	3	2	0	0	0	0	0	14		
2 Reece Beekman	G 30:37	2-10	0-4	3-4	0-2	0-3	7-3	1	2	0	0	0	0	0	0	12		
4 Armaan Franklin	G 37:49	8-16	1-7	6-6	0-6	1-4	23	2	3	1	0	0	0	0	0	13		
22 Francisco Caffaro	19:37	1-2	0-0	1-3	1-4	5-5	4-2	3	0	0	0	0	0	0	0	5		
23 Kody Stattmann	12:21	0-2	0-1	0-0	1-1	1-1	1-0	0	0	0	0	0	0	0	0	0	-8	
22 Igor Milicic Jr.	09:44	1-2	1-2	0-0	0-0	0-0	1-1	3	0	0	0	0	0	0	0	0	-2	
11 Malachi Poindexter	03:01	0-0	0-0	0-0	0-0	0-0	0-0	0	0	0	0	0	0	0	0	0	-4	
33 Carson McCorkle	04:57	1-2	1-1	0-0	0-0	0-0	0-0	3	1	0	0	0	0	0	0	1		
Team							1	0	1									
Totals		21-53	5-20	18-25	6-23	29	16	20	65	10	4	7	7	1	10			

Shooting By Period	
1st FG%	12-29 41.4%
3PT%	3-11 27.3%
FT%	4-6 66.7%
2nd FG%	9-24 37.5%
3PT%	2-9 22.2%
FT%	14-19 73.7%
GM FG%	21-53 39.6%
3PT%	8-20 25.0%
FT%	18-25 72.0%

Dead Ball Rebounds: 4.0

NO. Name	Min	FG		3P		FT		Rebounds		Fouls		TP	AS	TO	ST	Blocks		+/-
		M-A	M-A	M-A	M-A	OR	DR	PF	FD	BS	BA							
0 Jaielyn Ingram	F 31:05	3-8	2-6	2-2	1-1	11-12	3-2	10	2	6	1	0	1	0	1	0	-15	
23 Braelyn Bridges	F 26:12	6-11	0-0	2-2	1-4	5-5	2-2	14	0	3	0	0	0	0	0	3	-10	
1 Jabri Abdur-Rahim	G 26:34	1-6	0-3	2-2	1-3	4-4	2-4	4	0	0	0	0	0	0	0	0	-7	
10 Aaron Cook	G 31:55	2-12	0-5	0-0	2-3	5-4	2-2	4	8	1	1	0	0	0	0	0	-15	
3 Karlo Oquendo	20:48	4-7	1-4	0-0	2-2	2-3	0-0	9	0	1	0	0	0	0	0	0	-13	
4 Tyrone McMillan	12:08	3-6	0-1	2-2	0-2	0-2	0-2	8	0	0	0	0	0	0	0	1	8	
5 Christian Wright	18:08	1-1	0-0	2-3	2-2	4-4	2-2	4	2	1	1	0	0	0	0	0	2	
11 Jaxon Ort	21:19	0-1	0-0	2-4	2-2	4-2	2-2	2	0	1	0	0	0	0	0	0	5	
20 Noah Baumann	07:35	0-1	0-1	0-0	0-1	0-1	0-1	0	0	1	0	0	0	0	0	0	-4	
15 Dalen Ridginal	04:16	0-1	0-1	0-0	0-0	1-1	1-1	0	0	0	0	0	0	0	0	0	-1	
Team							2	1	3									
Totals		20-54	3-21	12-15	13-29	42	20	55	12	16	3	1	7	1	10			

Shooting By Period	
1st FG%	12-23 52.2%
3PT%	2-8 25.0%
FT%	8-10 80%
2nd FG%	8-31 25.8%
3PT%	1-13 7.7%
FT%	4-5 80%
GM FG%	20-54 37.0%
3PT%	3-21 14.3%
FT%	12-15 80.0%

Dead Ball Rebounds: 1.0

	UVA		UGA		Points from Turnovers	Paint	Second Chance	Fast Breaks	Bench	Period by Period Scoring		
	1st	2nd	TOT	1st						2nd	TOT	
Biggest lead	10 (2 nd 0:21)	4 (1 st 16:53)			14	22	28	7	3	31	34	65
Best Scoring Run	11 (1 st 13:34)	6 (1 st 11:45)			6	12	12	7	3	34	21	55
Lead Changes	11											
Times Tied	6											
Time with Lead	26:49	07:00										

GAME 6 - VIRGINIA 58, PROVIDENCE 40



Official Basketball Box Score - Final
Virginia at Providence
 11/23/21 Prudential Center, Newark
 2021-22 Men's Basketball - 2021 Roman Legends Classic Championship Game
 Game Time: 7:30 PM
 Game Duration: 1:59
 Attendance: 2,787
 Officials: DJ Cartensen, Brian O'Connell, Bill Covington

NO. Name	Min	FG		3P		FT		Rebounds		Fouls		TP	AS	TO	ST	Blocks		+/-
		M-A	M-A	M-A	M-A	OR	DR	PF	FD	BS	BA							
1 Jayden Gardner	F 35:52	8-9	0-0	5-5	4-9	13-2	5-0	21	0	4	0	0	0	0	0	0	25	
21 Kadin Shedrick	F 23:43	2-6	0-0	0-0	1-6	7-4	0-0	4	0	1	0	0	0	0	0	10		
0 Kihel Clark	G 39:03	4-12	2-5	0-0	0-3	3-1	3-10	5	1	0	0	0	0	0	0	2	15	
2 Reece Beekman	G 37:34	2-8	0-0	1-1	0-4	4-3	1-5	7	0	1	0	0	0	0	0	2	15	
4 Armaan Franklin	G 24:29	5-7	4-6	0-0	0-0	4-0	4-0	14	1	4	0	0	0	0	0	0	16	
22 Francisco Caffaro	16:17	1-2	0-0	2-4	3-4	7-4	4-4	0	2	0	0	0	0	0	0	0	8	
11 Malachi Poindexter	05:45	0-0	0-0	0-0	0-1	1-1	0-0	0	0	0	0	0	0	0	0	0	1	
24 Igor Milicic Jr.	02:42	0-0	0-0	0-0	0-0	0-0	0-0	0	0	0	0	0	0	0	0	0	-2	
33 Carson McCorkle	01:06	0-0	0-0	0-0	0-0	0-0	0-0	0	0	0	0	0	0	0	0	0	0	
23 Kody Stattmann	13:29	0-1	0-1	0-0	0-1	1-2	0-0	0	0	1	0	0	0	0	0	0	0	
Team								1	2									
Totals		22-45	6-12	8-10	9-29	38	17	58	14	15	2	8	5	18				

Shooting By Period	
1st FG%	11-25 44.0%
3PT%	4-7 57.1%
FT%	4-6 66.7%
2nd FG%	11-20 55.0%
3PT%	2-5 40.0%
FT%	4-4 100%
GM FG%	22-45 48.9%
3PT%	6-12 50.0%
FT%	8-10 80.0%

Dead Ball Rebounds: 1.0

NO. Name	Min	FG		3P		FT		Rebounds		Fouls		TP	AS	TO	ST	Blocks		+/-
		M-A	M-A	M-A	M-A	OR	DR	PF	FD	BS	BA							
14 Noah Horchler	F 36:51	4-8	1-4	5-5	2-5	7-4	2-14	2	0	1	1	0	0	1	0	0	-11	
15 Justin Minaya	F 29:48	4-4	0-3	1-2	0-2	2-3	1-1	0	0	3	1	1	0	0	0	0	-11	
0 Nate Watson	C 27:22	4-11	0-0	2-2	3-4	2-4	8-10	2	1	1	1	0	0	0	0	0	-8	
1 Aljami Durham	G 37:59	3-10	1-4	3-4	0-2	2-4	10-2	2	0	0	0	0	0	0	0	0	-16	
4 Jared Bynum	G 18:58	0-4	0-2	2-2	0-0	1-1	2-3	2	2	2	2	0	0	0	0	0	-8	
10 Alyn Breed	09:02	0-2	0-1	0-0	0-0	0-0	0-0	0	0	0	0	0	0	0	0	0	-8	
5 Ed Crosswell	12:40	0-2	0-0	0-0	2-1	3-0	1-0	0	0	0	0	0	0	0	0	0	-12	
11 A.J. Reeves	07:56	0-3	0-3	0-0	0-1	1-1	1-0	0	0	0	0	0	0	0	0	0	-13	
12 Brycen Goodine	19:24	1-7	1-5	2-3	0-3	3-2	5-0	0	1	0	0	0	0	0	0	0	-18	
Team							5	0	5									
Totals		12-51	3-22	13-18	12-15	27	15	17	40	9	8	5	8	-18				

	UVA		PRO		Points from Turnovers	Paint	Second Chance	Fast Breaks	Bench	Period by Period Scoring		
	1st	2nd	TOT	1st						2nd	TOT	
Biggest lead	18 (2 nd 0:31)	3 (1 st 18:15)			9	28	16	4	2	30	28	58
Best Scoring Run	13 (1 st 10:36)	8 (2 nd 10:49)			12	4	2			15	25	40
Lead Changes	2											
Times Tied	1											
Time with Lead	35:07	02:40										

GAME 7 - VIRGINIA 61, LEHIGH 43



Official Basketball Box Score - Final
Lehigh at Virginia
 11/26/21 John Paul Jones Arena, Charlottesville
 UVA vs Lehigh Men's Basketball
 Game Time: 7:00 PM
 Game Duration: 1:43
 Attendance: 1,647
 Officials: Ted Valentine, Mark Schur, Tim Corser

NO. Name	Min	FG		3P		FT		Rebounds		Fouls		TP	AS	TO	ST	Blocks		+/-
		M-A	M-A	M-A	M-A	OR	DR	PF	FD	BS	BA							
1 Jeamerli Wilson	F 24:03	4-8	0-1	0-0	0-4	4-0	2-8	1	2	0	0	0	0	0	0	0	0	-17
35 Dominic Parolin	C 18:00	2-4	0-0	0-0	2-3	5-0	0-4	0	4	0	1	1	0	0	0	0	0	-15
5 Evan Taylor	G 27:08	3-8	0-2	2-2	1-1	2-1	1-8	1	0	0	0	0	0	0	0	0	0	-16
11 Marques Wilson	G 29:30	2-8	1-3	0-0	1-2	1-1	5-1	1	1	1	0	0	0	0	0	0	0	-14
25 Ben Knostman	F																	

GAME 9 - VIRGINIA 57, PITT 56

Official Basketball Box Score - Final
Pittsburgh at Virginia
 12/03/21 John Paul Jones Arena, Charlottesville
 UVA vs Pitt Men's Basketball
 Game Time: 8:00 PM
 Game Duration: 1:58
 Attendance: 14,257



Pittsburgh - 56		Record: 2-6 (0-1)										Shooting By Period									
NO.	Name	Min	FG	3P	FT	Rebounds	Fouls	TP	AS	TO	ST	Blocks	BS	BA	+/	1st	2nd	3rd	4th	TOT	
15	Mouhammadou Gueye	F 25:41	2-6	1-2	3-4	2	4	6	3	2	2	8	1	1	0	2	2	3	0	0	0
23	John Hugley	F 35:24	2-11	1-5	7-8	1	2	3	4	6	12	1	2	0	0	2	2	0	0	0	2
24	William Jeffress	F 34:45	2-3	2-2	0-0	2	4	6	1	0	6	2	1	1	1	0	0	0	0	0	0
11	Jamarius Burton	G 38:59	4-12	1-2	2-2	0	3	3	1	2	11	4	1	0	0	0	0	0	0	0	0
31	Onyebuchi Ezeakudo	G 28:54	3-6	2-4	0-0	1	2	3	2	1	8	1	2	0	0	0	0	0	0	0	0
3	Noah Collier	04:36	1-1	0-0	0-0	0	0	0	0	2	2	0	0	0	0	0	0	0	0	0	0
5	Nate Santos	17:22	1-4	1-1	0-0	0	1	1	0	0	3	0	0	1	0	2	0	0	0	0	0
4	Dan Oladapo	14:19	3-3	0-0	0-0	2	2	4	1	0	6	0	1	0	0	0	0	0	0	0	0
Team						2	2	4			0	2									
Totals			18-46	8-16	12-16	10	20	30	12	13	56	9	10	2	3	4	-1				

Virginia - 57		Record: 6-3 (1-0)										Shooting By Period									
NO.	Name	Min	FG	3P	FT	Rebounds	Fouls	TP	AS	TO	ST	Blocks	BS	BA	+/	1st	2nd	3rd	4th	TOT	
1	Jayden Gardner	F 34:10	7-10	0-1	1-1	2	3	5	2	2	15	4	1	0	1	0	4				
21	Kadin Shedrick	F 22:32	3-6	0-0	0-2	0	0	0	4	3	9	6	3	0	2	2	1	1			
0	Kihei Clark	G 34:33	2-4	1-2	4-4	1	4	5	0	3	9	6	3	0	0	0	0	0	0	0	0
2	Reece Beekman	G 33:52	0-5	0-4	0-0	1	2	3	0	1	0	6	0	1	0	0	0	0	0	0	0
4	Armaan Franklin	G 31:18	5-14	0-6	0-0	2	1	2	1	10	1	0	0	0	1	0	0	0	0	0	0
22	Francisco Caffaro	17:16	3-4	0-0	0-0	0	3	2	5	1	6	0	1	1	0	1	0	0	0	0	0
10	Taine Murray	16:05	2-4	1-3	0-0	1	1	2	0	5	0	1	0	1	0	0	0	0	0	0	0
24	Igor Milicic Jr.	05:44	1-3	1-3	0-0	2	2	0	1	3	0	0	0	0	0	0	0	0	0	0	0
23	Kody Stattmann	06:30	1-2	1-2	0-0	0	0	0	0	3	1	0	0	0	0	0	0	0	0	0	0
Team						2	3	5			0	0									
Totals			24-52	4-21	5-7	9	18	27	13	12	57	18	6	4	4	3	1				

PIT		UVA		Points from		PIT		UVA		Period by Period Scoring		
Biggest lead	4 (2 nd 14:40)	10 (1 st 4:26)	Turnovers	7	8	1st	2nd	TOT	PIT	26	30	56
Best Scoring Run	11 (2 nd 0:25)	9 (1 st 4:26)	Paint	18	30	UVA	30	27	57			
Lead Changes	14		Second Chance	13	13							
Times Tied	4		Fast Breaks	2	2							
Time with Lead	08:12	29:42	Bench	11	17							

GAME 10 - JMU 52, VIRGINIA 49

Official Basketball Box Score - Final
Virginia at James Madison
 12/07/21 Atlantic Union Bank Center, Harrisonburg
 2021-22 Men's Basketball
 Game Time: 6:30 PM
 Game Duration: 1:56
 Attendance: 8,439



Virginia - 49		Record: 6-4										Shooting By Period									
NO.	Name	Min	FG	3P	FT	Rebounds	Fouls	TP	AS	TO	ST	Blocks	BS	BA	+/	1st	2nd	3rd	4th	TOT	
1	Jayden Gardner	F 38:05	6-9	0-1	0-0	5	9	14	1	2	12	1	3	0	0	1					
21	Kadin Shedrick	F 26:36	3-3	0-0	2-2	0	5	5	3	2	8	0	1	0	0	0	0	0	0	0	0
0	Kihei Clark	G 39:36	4-10	3-9	0-0	2	2	2	1	11	3	2	0	0	0	0	0	0	0	0	0
2	Reece Beekman	G 34:37	1-5	1-2	2-2	1	4	5	2	1	5	4	2	0	1	0	0	0	0	0	0
4	Armaan Franklin	G 24:50	4-14	0-6	1-2	0	2	2	2	3	9	2	1	2	0	0	0	0	0	0	0
10	Taine Murray	12:08	0-4	0-4	1-2	0	1	1	0	2	1	1	0	0	0	0	0	0	0	0	0
22	Francisco Caffaro	10:07	1-1	0-0	1-2	0	2	2	1	3	0	0	0	0	0	0	0	0	0	0	0
33	Carson McCorkle	05:58	0-2	0-2	0-0	0	0	0	0	2	0	0	0	0	0	0	0	0	0	0	0
23	Kody Stattmann	04:46	0-1	0-1	0-0	0	0	0	0	0	0	0	0	0	0	0	0	0	0	0	0
24	Igor Milicic Jr.	03:17	0-1	0-1	0-0	0	0	0	0	0	0	0	0	0	0	0	0	0	0	0	0
Team						0	0	0			0	2									
Totals			19-50	4-26	7-10	6	25	31	14	13	49	11	11	2	4	0	-3				

James Madison - 52		Record: 8-2										Shooting By Period									
NO.	Name	Min	FG	3P	FT	Rebounds	Fouls	TP	AS	TO	ST	Blocks	BS	BA	+/	1st	2nd	3rd	4th	TOT	
0	Justin Amadi	F 23:31	2-2	0-0	2-4	1	6	7	4	3	6	1	1	1	0	0	0	0	0	0	0
22	Julien Wooden	F 21:54	3-7	1-3	0-0	2	2	1	1	7	2	0	0	0	0	0	0	0	0	0	0
4	Vado Morse	G 37:16	3-5	2-2	1-2	0	4	2	4	2	9	2	1	0	0	1	0	0	0	0	0
11	Charles Falden	G 26:16	3-8	1-4	0-2	0	5	5	2	2	7	0	2	1	0	0	0	0	0	0	0
15	Takal Molsen	G 29:02	4-8	0-1	0-0	0	1	1	0	8	2	2	0	0	2	2					
10	Torell Strickland	19:27	3-5	0-1	1-2	0	0	0	2	2	7	0	1	0	0	0	0	0	0	0	0
14	Tyree Henacho	14:01	1-2	0-0	1-1	0	3	3	0	1	2	0	1	0	0	0	0	0	0	0	0
25	Alonzo Sule	16:28	3-5	0-1	0-0	3	3	6	1	0	6	0	2	0	0	0	0	0	0	0	0
5	Terrence Edwards	03:42	0-2	0-0	0-0	0	1	1	0	0	1	0	1	0	0	0	0	0	0	0	0
13	Jalen Hodge	08:23	0-3	0-1	0-0	0	0	0	0	0	0	1	0	0	0	0	0	0	0	0	0
Team						1	2	3			0	1									
Totals			22-47	4-13	4-11	5	27	32	13	14	52	9	11	2	0	4	3				

UVA		JMU		Points from		UVA		JMU		Period by Period Scoring		
Biggest lead	8 (1 st 12:44)	13 (1 st 0:50)	Turnovers	14	11	1st	2nd	TOT	UVA	14	35	49
Best Scoring Run	10 (2 nd 3:50)	15 (1 st 0:50)	Paint	20	28	JMU	24	28	52			
Lead Changes	7		Second Chance	11	5							
Times Tied	3		Fast Breaks	0	0							
Time with Lead	10:14	26:37	Bench	4	15							

GAME 11 - VIRGINIA 82, FAIRLEIGH DICKINSON 49

Official Basketball Box Score - Final
Fairleigh Dickinson at Virginia
 12/18/21 John Paul Jones Arena, Charlottesville
 UVA vs Fairleigh Dickinson Men's Basketball
 Game Time: 2:00 PM
 Game Duration: 1:44
 Attendance: 15,197



Fairleigh Dickinson - 49		Record: 0-10										Shooting By Period									
NO.	Name	Min	FG	3P	FT	Rebounds	Fouls	TP	AS	TO	ST	Blocks	BS	BA	+/	1st	2nd	3rd	4th	TOT	
14	Pier-Olivier Racine	F 20:58	2-5	0-0	0-0	3	1	4	1	0	4	0	1	0	0	1	0	0	0	0	0
32	John Square Jr.	F 22:21	1-6	0-1	0-0	3	1	4	2	0	2	1	0	0	0	1	0	0	0	0	0
0	Devon Dunn	G 26:58	5-13	4-10	2-2	0	2	2	0	2	16	1	2	0	0	0	0	0	0	0	0
2	Brandon Rush	G 25:29	5-12	1-5	3-3	1	1	1	0	4	14	1	1	1	0	0	0	0	0	0	0
10	Sebastien Larnaud	G 26:32	0-7	0-2	2-4	1	2	3	0	5	2	1	3	0	0	0	0	0	0	0	0
1	Jose Munden Jr.	08:59	2-5	1-1	0-0	0	2	2	2	0	5	1	1	2	0	0	0	0	0	0	0
24	Oscar Berry	18:00	0-2	0-2	0-0	2	2	1	0	0	0	0	0	1	0	0	0	0	0	0	0
35	Anquan Hill	06:31	0-0	0-0	0-0	0	0	0	1	0	0	0	1	0	0	0	0	0			

GAME 13 - VIRGINIA 74, SYRACUSE 69

Official Basketball Box Score - Final
Virginia at Syracuse
 01/01/22 Carrier Dome, Syracuse
 2021-22 Men's Basketball

Game Time: 6:00 PM
 Game Duration: 2:42
 Attendance: 17,295

Officials: Ron Groover, Jamie Luckie, Sean Hill

Virginia - 74		Record: 8-5 (2-1)									
NO. Name	Min	FG M-A	3P M-A	FT M-A	Rebounds OR DR TOT	Fouls PF FD	TP	AS	TO	ST	Blocks BS BA +/-
1 Jayden Gardner	F 21:37	7-13	0-0	1-2	2 2 4	4 2	15	4	1	1	0 1 14
21 Kadin Shedrick	F 31:00	5-8	0-0	2-3	4 7 11	3 5	12	0	0	2	1 1 1
0 Kihel Clark	G 38:34	6-9	3-5	2-3	0 4 4	0 3	17	8	4	1	1 0 3
2 Reece Beekman	G 32:25	1-2	0-1	0-0	1 3 4	4 1	2	5	1	2	0 0 15
4 Armaan Franklin	G 34:46	7-15	3-9	0-0	0 3 3	3 0	17	2	2	2	1 2 5
10 Taine Murray	13:54	3-5	1-3	0-0	1 0 1	1 0	7	1	0	0	0 0 -13
22 Francisco Caffaro	09:00	0-1	0-0	0-0	0 0 0	1 0	0	1	0	0	1 4
23 Kody Stattmann	18:44	1-4	0-2	2-2	0 2 2	1 1	4	1	0	0	2 1 -4
Team					1 3 4		0				
Totals		30-57	7-20	7-10	9 24 33	17 12	74	22	9	8	5 6 5

Shooting By Period
 1st FG% 13-30 43.3%
 3PT% 4-14 28.6%
 FT% 3-4 75%
 2nd FG% 17-27 63.0%
 3PT% 3-6 50.0%
 FT% 4-6 66.7%
 GM FG% 30-57 52.6%
 3PT% 7-20 35.0%
 FT% 7-10 70.0%

Dead Ball Rebounds: 2, 0

Technical Fouls: NONE

Record: 7-6 (1-1)

Syracuse - 69		Record: 7-6 (1-1)									
NO. Name	Min	FG M-A	3P M-A	FT M-A	Rebounds OR DR TOT	Fouls PF FD	TP	AS	TO	ST	Blocks BS BA +/-
0 Jimmy Boehm	F 37:47	7-18	2-6	2-8	4 5 9	1 8	18	1	0	4	0 0 -8
21 Cole Swider	F 30:19	3-12	2-8	0-0	4 2 6	1 1	8	3	2	1	0 1 -4
14 Jesse Edwards	C 30:24	3-5	0-0	3-4	4 1 5	5 2	9	0	0	5	0 2
11 Joseph Girard III	G 29:56	1-5	1-4	0-0	0 1 1	2 0	3	3	1	2	0 1 -8
35 Buddy Boehm	G 40:00	7-17	5-11	8-9	0 4 4	3 5	27	5	3	0	2 -6
5 Frank Anselm	09:25	0-0	0-0	0-0	0 1 1	0 0	0	1	0	1	0 -7
10 Symik Torrence	10:04	1-1	0-0	0-0	1 0 1	0 0	2	0	1	0	0 4
13 Benny Williams	12:05	0-2	0-1	2-2	0 4 4	0 1	2	0	0	0	1 2
Team					5 1 6		0				
Totals		22-60	10-30	15-23	18 19 37	12 17	69	14	11	8	6 5 -5

Shooting By Period
 1st FG% 9-25 36.0%
 3PT% 5-15 33.3%
 FT% 10-14 71.4%
 2nd FG% 13-35 37.1%
 3PT% 5-15 33.3%
 FT% 5-9 55.6%
 GM FG% 22-60 36.7%
 3PT% 10-30 33.3%
 FT% 15-23 65.2%

Dead Ball Rebounds: 4, 0

Technical Fouls: NONE

UVA		SYR	
Biggest lead	12 (1st 7:36)	2 (2nd 19:29)	
Best Scoring Run	9 (2nd 6:29)	7 (2nd 13:27)	
Lead Changes	4		
Times Tied	4		
Time with Lead	37:08	00:39	

Points from Turnovers	UVA	SYR
Paint	40	24
Second Chance	7	16
Fast Breaks	5	12
Bench	11	4

Period by Period Scoring	
	TOT
1st	33
2nd	41
TOT	74

UVA		SYR	
1st	33	41	74
2nd	33	36	69

GAME 14 - VIRGINIA 75, CLEMSON 65

Official Basketball Box Score - Final
Virginia at Clemson
 01/04/22 Lilejohn Coliseum, Clemson
 2021-22 Men's Basketball

Game Time: 9:00 PM
 Game Duration: 2:01
 Attendance: 5,202

Officials: Brian Dorsey, Clarence Armstrong, Tom Morrissey

Virginia - 75		Record: 9-5 (3-1)									
NO. Name	Min	FG M-A	3P M-A	FT M-A	Rebounds OR DR TOT	Fouls PF FD	TP	AS	TO	ST	Blocks BS BA +/-
1 Jayden Gardner	F 34:09	7-11	0-0	9-10	0 5 5	3 8	23	2	2	0	0 2 12
21 Kadin Shedrick	F 18:22	2-2	0-0	4-6	2 4 6	4 3	8	0	1	0	4 0 16
0 Kihel Clark	G 38:21	3-9	2-5	0-0	1 3 4	1 0	8	2	1	0	0 0 10
2 Reece Beekman	G 38:14	4-6	0-0	0-0	0 4 4	2 1	8	5	1	1	0 0 5
4 Armaan Franklin	G 29:43	4-11	1-6	4-4	1 3 4	3 3	13	1	2	3	0 0 13
22 Francisco Caffaro	18:41	3-3	0-0	2-2	0 2 2	2 2	8	0	0	0	0 0 -6
10 Taine Murray	08:48	0-0	0-0	2-2	1 0 1	1 1	2	0	1	0	0 0 -2
23 Kody Stattmann	13:42	2-4	1-3	0-0	1 1 2	1 0	5	2	0	0	0 0 2
Team					0 0 0		0				
Totals		25-46	4-14	21-24	6 22 28	17 18	75	12	9	4	4 2 10

Shooting By Period
 1st FG% 13-21 61.9%
 3PT% 1-6 16.7%
 FT% 9-9 100%
 2nd FG% 12-25 48.0%
 3PT% 3-8 37.5%
 FT% 12-15 80%
 GM FG% 25-46 54.3%
 3PT% 4-14 28.6%
 FT% 21-24 87.5%

Dead Ball Rebounds: 1, 1

Technical Fouls: NONE

Record: 6-5 (1-2)

Clemson - 65		Record: 6-5 (1-2)									
NO. Name	Min	FG M-A	3P M-A	FT M-A	Rebounds OR DR TOT	Fouls PF FD	TP	AS	TO	ST	Blocks BS BA +/-
5 Hunter Tyson	F 30:05	5-8	1-3	4-5	3 6 9	3 4	15	2	2	1	2 1 -5
24 PJ Hall	F 29:45	5-16	3-7	0-0	0 3 3	2 1	13	3	1	0	0 1 -10
2 Al-Amir Dawes	G 34:41	3-6	0-0	0-0	0 0 0	2 3	8	1	2	0	0 0 -13
4 Nick Honor	G 28:50	4-5	2-2	1-2	0 0 0	1 2	11	4	2	1	0 0 0
13 David Collins	G 25:38	5-9	0-1	4-4	0 3 3	6 14	3	0	1	0	0 0 -12
3 Chase Hunter	14:22	0-2	0-1	0-0	0 0 0	2 0	0	0	0	1	0 0 2
12 Alex Hemenway	16:29	1-1	1-1	0-0	0 2 2	0 3	1	0	0	0	0 -7
33 Naz Bohannon	12:37	0-2	0-0	0-0	1 1 2	0 0	2	0	0	2	0 0 -5
1 Ian Schiefelin	07:33	0-1	0-0	1-2	0 0 0	1 1	1	1	1	0	0 0 0
Team					2 2 4		0				
Totals		23-50	9-20	10-16	6 17 23	18 17	65	17	9	4	2 4 -10

Shooting By Period
 1st FG% 14-25 56.0%
 3PT% 5-9 55.6%
 FT% 4-7 57.1%
 2nd FG% 9-25 36.0%
 3PT% 4-11 36.4%
 FT% 6-9 66.7%
 GM FG% 23-50 46.0%
 3PT% 9-20 45.0%
 FT% 10-16 62.5%

Dead Ball Rebounds: 4, 0

Technical Fouls: NONE

UVA		CLE	
Biggest lead	10 (2nd 0:24)	3 (1st 9:31)	
Best Scoring Run	10 (1st 6:15)	10 (1st 1:39)	
Lead Changes	15		
Times Tied	15		
Time with Lead	23:14	08:51	

Points from Turnovers	UVA	CLE
Paint	34	22
Second Chance	10	4
Fast Breaks	2	3
Bench	15	4

Period by Period Scoring	
	TOT
1st	37
2nd	38
TOT	75

UVA		CLE	
1st	37	38	75
2nd	37	29	65

GAME 15 - NORTH CAROLINA 74, VIRGINIA 58

Official Basketball Box Score - Final
Virginia at North Carolina
 01/08/22 Smith Center, Chapel Hill
 2021-22 Men's Basketball

Game Time: 1:00 PM
 Game Duration: 1:44
 Attendance: 20,638

Officials: Bert Smith, Roger Ayers, A.J. Desai

Virginia - 58		Record: 9-6 (3-2)									
NO. Name	Min	FG M-A	3P M-A	FT M-A	Rebounds OR DR TOT	Fouls PF FD	TP	AS	TO	ST	Blocks BS BA +/-
1 Jayden Gardner	F 33:39	5-10	0-0	0-0	3 4 7	1 3	10	0	1	0	0 1 -18
21 Kadin Shedrick	F 17:23	0-1	0-0	0-0	0 2 2	0 1	0	0	0	1	2 0 -12
0 Kihel Clark	G 35:01	3-11	2-4	1-2	0 7 7	1 1	9	2	2	1	1 1 -25
2 Reece Beekman	G 37:22	6-12	1-3	0-0	1 2 3	1 0	13	4	2	3	1 1 -12
4 Armaan Franklin	G 28:44	5-10	1-2	1-2	0 3 3	3 1	12	2	1	0	1 0 -4
23 Kody Stattmann	18:39	2-6	2-2	0-0	1 1 2	1 0	6	1	1	0	1 1 -2
10 Taine Murray	04:46	0-1	0-0	0-0	0 1 1	2 1	0	0	0	0	0 0 -5
22 Francisco Caffaro	19:08	1-2	0-0	0-0	0 0 0	4 1	2	0	2	0	1 0 -11
33 Carson McCorkle	03:43	2-2	0-0	0-0	0 0 0	1 0	4	1	1	0	0 0 2
24 Igor Miličić Jr.	01:35	1-1	0-0	0-0	1 1 0	0 0	2	0	0	0	0 0 7
Team					1 1 2		0				
Totals		25-56	6-12	2-4	7 21 28	14 8	58	10	10	5	7 4 -16

Shooting By Period
 1st FG% 11-26 42.3%
 3PT% 2-7 28.6%
 FT% 1-2 50%
 2nd FG% 14-30 46.7%
 3PT% 4-5 80.0%
 FT% 1-2 50%
 GM FG% 25-56 44.6%
 3PT% 6-12 50.0%
 FT% 2-4 50.0%

Dead Ball Rebounds: 1, 1

Technical Fouls: NONE

Record: 11-4 (3-1)

North Carolina - 74		Record: 11-4 (3-1)									
NO. Name	Min	FG M-A	3P M-A	FT M-A	Rebounds OR DR TOT	Fouls PF FD	TP	AS	TO	ST	Blocks BS BA +/-
5 Armando Bacot	F 38:25	12-18	0-0	5-7	9 13 22	2 5	29	2	1	0	1 2 23
45 Brady Manek	F 31:45	7-13	5-9	0-0	1 3 4	0 1	19	5	2	0	1 1 23
1 Leaky Black	G 24:01	0-0	0-0	0-0	2 2 0	2 0	1	0	2	1	0 1 13
2 Caleb Love	G 38:25	6-13	4-9	0-0	1 2 3	0 1	16	5	1	2	0 0 23
4 RJ Davis	G 38:25	0-10	0-5	2-2	0 5 5	2 2	2	4	0	1	1 3 23
0 Anthony Harris	15:59	2-2	1-1	0-0	0 0 0	0 3	5	1	1	0	0 0 3
22 Justin McKay	08:15	1-2	1-1	0-2	0 0 0	3 2	3	0	1	0	0 1 -9
3 Dontrez Styles	01:35	0-1	0-0	0-0	0 0 0	0 0	0	0	0	0	0 0 -7
11 D'Marco Dunn	01:35	0-0	0-0	0-0	0 0 0	0 0	0	0	0	0	0 0 -7
35 Ryan McAdoo	01:35	0-0	0-0	0-0	0 0 0	0 0	0	0	0	0	0 0 -7
Team					0 0 0		0				
Totals		28-59	11-25	7-11	11 25 36	8 14	74	19	9	4	4 7 16

Shooting By Period
 1st FG% 14-29 48.3%
 3PT% 3-9 33.3%
 FT% 0-3 0%
 2nd FG% 14-30 46.7%
 3PT% 8-16 50.0%
 FT% 7-8 87.5%
 GM FG% 28-59 47.5%
 3PT% 11-25 44.0%
 FT% 7-11 63.6%

Dead Ball Rebounds: 2, 0

Technical Fouls: NONE

UVA		UNC	
Biggest lead	1 (1st 15:25)	25 (2nd 3:29)	
Best Scoring Run	9 (2nd 0:11)	10 (2nd 10:15)	
Lead Changes	2		
Times Tied	2		
Time with Lead	00:16	36:54	

Points from Turnovers	UVA	UNC
Paint	30	30
Second Chance	4	

GAME 17 - WAKE FOREST 63, VIRGINIA 55

NCAA Official Basketball Box Score - Final
Wake Forest at Virginia
 01/22/22 John Paul Jones Arena, Charlottesville
 Virginia vs Wake Forest Men's Basketball
 Officials: Bill Covington, Jr., Tony Henderson, Lamar Simpson
 Game Time: 4:30 PM
 Game Duration: 1:43
 Attendance: 13,924

Wake Forest - 63		Record: 14-4 (4-3)										Shooting By Period		
NO. Name	Min	FG M-A	3P M-A	FT M-A	Rebounds OR DR TOT	Fouls PF FD	TP	AS	TO	ST	Blocks BS BA	+/-	1st FG%	2nd FG%
1 Isaiah Mucius	F 34:18	4-9	2-5	2-2	2 6 8	3 2	12	0	0	2	1 1	18	1st FG% 10-27 37.0%	3PT% 3-10 30.0%
13 Dallas Walton	C 31:14	3-7	0-1	1-2	1 4 5	0 3	7	1	1	0	2	4	FT% 4-5 80%	FT% 2-3 66.7%
0 Jake LaRavia	G 32:08	6-11	0-3	3-5	1 3 4	2 3	15	1	2	2	1 1	8	2nd FG% 13-24 54.2%	2nd FG% 15-25 60.0%
4 Davien Williamson	G 34:06	4-8	3-5	1-1	2 2 4	0 2	12	1	0	0	0	21	3PT% 3-8 37.5%	3PT% 1-7 14.3%
31 Alondis Williams	G 35:02	5-12	0-3	4-4	5 3 8	3 3	14	4	8	1	0	2	FT% 7-9 77.8%	FT% 6-9 66.7%
20 Khadim Sy	21:06	1-2	1-1	0-0	1 2 3	2 0	3	0	0	1	0	0	GM FG% 23-51 45.1%	GM FG% 27-54 50.0%
11 Carter Whit	05:54	0-1	0-0	0-0	1 1 2	1 1	1	0	0	0	0	-4	3PT% 1-2 50.0%	3PT% 4-17 23.5%
2 Cameron Hildreth	03:31	0-1	0-0	0-0	0 1 1	0 0	0	2	0	0	0	-10	FT% 1-14 7.8%	FT% 8-12 66.7%
25 Robert McCray	02:41	0-0	0-0	0-0	0 0 0	1 0	0	0	0	0	0	-5		
Team					1 0 1		0							
Totals	23:51	6-18	11-14	13	22	35	12	14	63	7	13	6	4	5

Technical Fouls: NONE

NCAA Official Basketball Box Score - Final
Virginia - 55
 01/22/22 PNC Arena, Raleigh
 2021-22 Men's Basketball
 Officials: Brian Dorsey, Doug Shows, Pat Adams
 Game Time: 9:00 PM
 Game Duration: 2:08
 Attendance: 7,995

Virginia - 55		Record: 10-7 (4-3)										Shooting By Period		
NO. Name	Min	FG M-A	3P M-A	FT M-A	Rebounds OR DR TOT	Fouls PF FD	TP	AS	TO	ST	Blocks BS BA	+/-	1st FG%	2nd FG%
1 Jayden Gardner	F 26:45	3-14	0-0	3-4	3 1 4	4 2	9	0	2	0	0	-18	1st FG% 10-30 33.3%	3PT% 4-7 57.1%
22 Francisco Caffaro	C 24:19	2-9	0-0	1-3	3 3 6	2 3	5	1	0	1	0	8	FT% 5-6 83.3%	FT% 1-2 50.0%
0 Kheii Clark	G 21:55	1-4	0-2	0-0	1 4 5	3 0	2	4	2	1	0	-10	2nd FG% 11-28 39.3%	2nd FG% 5-8 62.5%
2 Reece Beekman	G 35:53	3-8	0-1	0-0	0 0 0	1 2	6	7	2	5	2	-10	3PT% 1-6 16.7%	3PT% 0-2 0.0%
4 Armaan Franklin	G 35:36	7-11	3-5	1-2	2 1 3	1 2	18	3	3	1	0	-2	FT% 3-6 50%	FT% 12-14 85.7%
21 Kadin Shedrick	18:51	1-3	0-0	2-2	1 4 5	2 1	4	1	0	2	2	-14	GM FG% 21-58 36.2%	GM FG% 12-42 28.6%
23 Kody Statmann	24:22	4-8	2-4	1-1	0 2 2	1 2	11	1	1	0	0	-5	3PT% 2-3 66.7%	3PT% 1-6 16.7%
24 Igor Milicic Jr.	09:19	0-1	0-1	0-0	1 0 1	0 0	0	0	0	1	0	11	FT% 8-12 66.7%	FT% 18-22 81.8%
Team					4 1 5		0		1					
Totals	21:58	5-13	8-12	15	16	31	14	12	55	17	11	0	5	4

Technical Fouls: NONE

Biggest lead	WFU	UVA	Points from Turnovers	WFU	UVA	Period by Period Scoring		
8 (2nd 0:33)	9 (1st 6:15)	11	15	1st	2nd	TOT		
Best Scoring Run	13 (2nd 4:18)	10 (1st 8:10)	32	22	27	36	63	
Lead Changes	3	3	2	2	UVA	29	26	55
Times Tied	5	6	9	9				
Time with Lead	11:44	23:45	Bench	3	15			

GAME 18 - VIRGINIA 66, PITT 61

NCAA Official Basketball Box Score - Final
Virginia at Pitt
 01/19/22 Petersen Events Center, Pittsburgh, PA
 2021-22 Men's Basketball
 Officials: Brian Dorsey, Doug Shows, Pat Adams
 Game Time: 9:00 PM
 Game Duration: 2:08
 Attendance: 7,995

Virginia - 66		Record: 11-7 (5-3)										Shooting By Period		
NO. Name	Min	FG M-A	3P M-A	FT M-A	Rebounds OR DR TOT	Fouls PF FD	TP	AS	TO	ST	Blocks BS BA	+/-	1st FG%	2nd FG%
1 Jayden Gardner	F 35:29	5-9	0-0	4-5	2 2 4	4 4	14	3	1	0	0	8	1st FG% 10-27 37.0%	3PT% 3-10 30.0%
22 Francisco Caffaro	C 23:30	2-3	0-0	1-1	2 3 5	5 4	4	1	1	1	0	12	FT% 4-5 80%	FT% 2-3 66.7%
0 Kheii Clark	G 34:13	2-8	1-6	2-2	0 3 3	1 3	7	6	0	0	0	11	2nd FG% 13-24 54.2%	2nd FG% 15-25 60.0%
2 Reece Beekman	G 38:13	8-11	3-5	0-0	2 1 3	2 1	19	8	2	1	2	3	3PT% 3-8 37.5%	3PT% 1-7 14.3%
4 Armaan Franklin	G 25:41	3-9	0-2	0-1	0 2 2	1 1	6	1	2	1	0	-3	FT% 7-9 77.8%	FT% 6-9 66.7%
23 Kody Statmann	27:01	1-8	0-4	2-2	0 1 1	1 2	4	0	1	0	0	2	GM FG% 23-51 45.1%	GM FG% 27-54 50.0%
21 Kadin Shedrick	15:53	6-6	0-0	0-1	2 1 3	5 2	12	0	2	0	2	-8	3PT% 1-2 50.0%	3PT% 4-17 23.5%
Team					3 1 4		0		0					
Totals	27:54	4-17	8-12	11	14	25	19	17	66	19	9	3	4	5

Technical Fouls: NONE

NCAA Official Basketball Box Score - Final
Pitt - 61
 01/22/22 PNC Arena, Raleigh
 2021-22 Men's Basketball
 Officials: Brian Dorsey, Doug Shows, Pat Adams
 Game Time: 9:00 PM
 Game Duration: 2:08
 Attendance: 7,995

Pitt - 61		Record: 7-11 (2-5)										Shooting By Period		
NO. Name	Min	FG M-A	3P M-A	FT M-A	Rebounds OR DR TOT	Fouls PF FD	TP	AS	TO	ST	Blocks BS BA	+/-	1st FG%	2nd FG%
15 Mouhamadou Gueye	F 24:46	3-6	0-2	2-2	1 5 6	4 1	8	1	0	1	0	9	1st FG% 10-30 33.3%	3PT% 4-7 57.1%
23 John Hugley	F 35:02	7-14	1-2	8-9	1 6 7	3 9	23	0	7	1	0	-15	FT% 5-6 83.3%	FT% 1-2 50.0%
2 Femi Odukafe	G 31:07	3-7	0-0	4-5	1 2 3	4 4	10	3	3	0	1	2	2nd FG% 11-28 39.3%	2nd FG% 5-8 62.5%
11 Jamarius Burton	G 40:00	4-7	0-0	4-6	0 4 4	2 4	12	1	1	0	1	-5	3PT% 1-6 16.7%	3PT% 0-2 0.0%
31 Onyebuchi Ezeakudo	G 31:30	0-0	0-0	0-0	0 0 0	1 0	0	3	1	1	0	-12	FT% 3-6 50%	FT% 12-14 85.7%
24 William Jefferson	13:47	0-1	0-1	0-0	1 1 2	2 0	0	0	0	1	0	7	GM FG% 21-58 36.2%	GM FG% 12-42 28.6%
3 Noah Collier	04:58	1-2	0-0	0-0	0 2 2	1 0	2	0	1	0	0	10	3PT% 2-3 66.7%	3PT% 1-6 16.7%
4 Dan Oladapo	10:14	2-2	0-0	0-0	2 0 2	0 1	4	0	1	1	0	-16	FT% 8-12 66.7%	FT% 18-22 81.8%
5 Nate Santos	08:36	1-3	0-1	0-0	0 0 0	1 0	2	0	0	0	0	1		
Team					3 0 3		0		0					
Totals	21:42	1-6	18-22	9	20	29	17	19	61	8	15	3	3	4

Technical Fouls: NONE

Biggest lead	UVA	Pitt	Points from Turnovers	UVA	Pitt	Period by Period Scoring		
10 (2nd 7:29)	5 (1st 3:32)	21	11	1st	2nd	TOT		
Best Scoring Run	10 (1st 1:12)	6 (1st 3:32)	36	30	29	37	66	
Lead Changes	10	13	13	13	UVA	29	37	66
Times Tied	6	6	6	6	Pitt	25	36	61
Time with Lead	28:52	08:00	Bench	16	8			

GAME 19 - NC STATE 77, VIRGINIA 63

NCAA Official Basketball Box Score - Final
Virginia at NC State
 01/22/22 PNC Arena, Raleigh
 2021-22 Men's Basketball
 Officials: Jamie Luckie, Pat Driscoll, Brent Hampton
 Game Time: 4:00 PM
 Game Duration: 1:43
 Attendance: 12,811

Virginia - 63		Record: 11-8 (5-4)										Shooting By Period		
NO. Name	Min	FG M-A	3P M-A	FT M-A	Rebounds OR DR TOT	Fouls PF FD	TP	AS	TO	ST	Blocks BS BA	+/-	1st FG%	2nd FG%
1 Jayden Gardner	F 34:32	5-12	0-0	3-3	1 2 3	2 2	13	3	3	0	0	-17	1st FG% 13-26 50.0%	3PT% 5-7 71.4%
22 Francisco Caffaro	C 22:59	1-2	0-0	0-2	6 8 1	1 1	2	0	0	0	0	-15	FT% 1-3 33.3%	FT% 1-2 50.0%
0 Kheii Clark	G 36:25	2-7	2-3	0-0	0 1 1	0 2	6	2	1	0	1	-10	2nd FG% 10-29 34.5%	2nd FG% 5-13 38.5%
2 Reece Beekman	G 30:05	4-9	2-3	2-2	2 1 3	3 1	12	2	1	3	0	-21	3PT% 5-10 50.0%	3PT% 0-1 0%
4 Armaan Franklin	G 32:28	4-10	4-7	2-2	0 0 0	2 2	14	2	1	0	0	-23	FT% 6-6 100%	FT% 21-56 37.5%
23 Kody Statmann	14:54	3-4	2-2	0-0	3 0 3	0 0	8	2	2	0	0	1	GM FG% 10-17 58.8%	GM FG% 9-28 32.1%
21 Kadin Shedrick	17:01	4-8	0-0	0-0	3 1 4	2 1	8	0	1	0	3	1	FT% 7-9 77.8%	FT% 1-3 33.3%
10 Taine Murray	08:02	0-3	0-2	0-0	2 0 2	0 0	0	0	0	1	0	4		
24 Igor Milicic Jr.	01:47	0-0	0-0	0-0	0 0 0	0 0	0	0	0	0	0	5		
33 Carson McCorkle	01:47	0-0	0-0	0-0	0 0 0	0 0	0	1	0	0	0	5		
Team					1 3 4		0		0					
Totals	23:55	10-17	7-9	14	14	28	10	9	63	16	10	5	3	4

Technical Fouls: NONE

NCAA Official Basketball Box Score - Final
NC State - 77
 01/22/22 PNC Arena, Raleigh
 2021-22 Men's Basketball
 Officials: Jamie Luckie, Pat Driscoll, Brent Hampton
 Game Time: 4:00 PM
 Game Duration: 1:43
 Attendance: 12,811

NC State - 77		Record: 10-10 (3-6)										Shooting By Period		
NO. Name	Min	FG M-A	3P M-A	FT M-A	Rebounds OR DR TOT	Fouls PF FD	TP	AS	TO	ST	Blocks BS BA	+/-	1st FG%	2nd FG%
4 Jericole Hellems	F 39:04	8-12	5-9	0-0	2 2 2	1 2	21	3	2	0	2	16	1st FG% 17-26 65.4%	3PT% 9-14 64.3%
21 Ebenezer Dowuona	F 30:04	3-6	0-0	0-0	2 3 5	4 1	6	0	1	0	1	24	FT% 0-0 0%	FT% 0-0 0%
0 Terquavion Smith	G 31:44	8-13	4-7	0-0	2 2 2	1 1	20	3	1	2	1	8	2nd FG% 13-24 54.2%	2nd FG% 5-8 62.5%
1 Dereon Seabron	G 34:03	4-6	0-0	5-6	1 5 6	1 5	13	5	3	2	0	1	3PT% 3-8 37.5%	3PT% 3-8 37.5%
14 Casey Morsell	G 29:14	5-7	2-3	0-0	2 5 7	0 0	12	0	1	2	0	21	FT% 5-6 83.3%	FT% 4-5 80%
5 Thomas Allen	05:19	0-0	0-0	0-0	0 0 0	0 0	0	2	0	0	0	-2	GM FG% 30-50 60.0%	GM FG% 24-51 47.1%
3 Cam Hayes	08:09	0-0	0-0	0-0	0 0 0	0 0	0	0	0	1	0	-5	3PT% 12-22 54.5%	3PT% 9-28 32.1%
11 Jaylon Gibson	09:56	0-2	0-0	0-0	1 1 1	0 0	0	0	0	0				

GAME 21 - NOTRE DAME 69, VIRGINIA 65



Official Basketball Box Score - Final
Virginia at Notre Dame
 01/29/22 Purcell Pavilion at the Joyce Center, Notre Dame
 2021-22 Men's Basketball

Game Time: 6:00 PM
 Game Duration: 2:11
 Attendance: 8,495

Officials: Brian Dorsey, Rayne Stynes, Jeff Pon

Virginia - 65		Record: 12-9 (6-5)										Shooting By Period									
NO. Name	Min	FG M-A	3P M-A	FT M-A	Rebounds OR DR TOT	Fouls PF FD	TP	AS	TO	ST	Blocks BS BA	+	-	1st FG%	2nd FG%	3rd FG%	GM FG%	FT%	3PT%		
1 Jayden Gardner	F 37:22	10-17	0-0	2-2	5 5 10	4 1	22	1	0	2	0	2	2	10.29	34.5%						
22 Francisco Caffaro	G 28:20	5-9	0-0	1-2	2 10 12	3 1	11	1	2	2	0	1	1	21.0	20.0%						
0 Kihel Clark	G 37:28	4-8	1-5	3-6	0 3 3	3 3	12	6	3	1	0	0	-9	5.6	83.3%						
2 Reece Beekman	G 38:38	5-10	1-2	2-2	2 2 4	2 1	13	1	0	1	1	1	-1	17.30	56.7%						
4 Armaan Franklin	G 31:45	2-11	1-5	0-0	0 4 4	1 0	5	2	3	1	1	1	-5	1.4	25.0%						
10 Taine Murray	01:22	0-0	0-0	0-0	0 0 0	1 0	0	0	0	0	0	0	-3	3.6	50%						
21 Kadin Shedrick	10:35	1-1	0-0	0-0	3 1 4	2 2	2	1	1	0	0	0	-5	27.59	45.8%						
23 Kody Stattmann	14:30	0-3	0-1	0-0	0 1 1	3 0	0	0	0	0	0	0	0	8.12	66.7%						
Team					2 1 3		0	0	1												
Totals		27-59	3-14	8-12	12 27 39	19 8	65	12	10	7	2	5	-4								

Notre Dame - 69		Record: 14-6 (7-2)										Shooting By Period									
NO. Name	Min	FG M-A	3P M-A	FT M-A	Rebounds OR DR TOT	Fouls PF FD	TP	AS	TO	ST	Blocks BS BA	+	-	1st FG%	2nd FG%	3rd FG%	GM FG%	FT%	3PT%		
14 Nate Laszewski	F 28:04	5-8	3-5	3-5	1 5 6	2 5	16	0	0	2	1	1	9	12.23	52.2%						
20 Paul Atkinson Jr.	F 33:49	7-12	0-0	0-1	1 8 9	1 1	14	3	1	1	2	0	-3	4.11	36.4%						
0 Blake Wesley	G 35:27	2-11	2-7	8-11	1 2 3	2 7	14	7	2	1	0	1	5	6.10	60%						
3 Prentiss Hubb	G 35:49	2-5	1-3	2-2	0 1 1	2 2	7	3	0	1	2	0	-4	10.24	41.7%						
23 Dane Goodwin	G 37:27	5-8	4-6	2-3	0 2 2	1 2	16	2	2	1	0	0	2	6.12	50.0%						
2 Trey Wertz	14:12	0-0	0-0	0-0	0 1 1	0 1	0	1	1	0	0	0	-2	9.12	75%						
5 Cormac Ryan	15:12	1-3	0-2	0-0	0 3 3	0 1	2	0	1	0	0	0	-5	3.14	21.4%						
Team					1 0 1		0	1													
Totals		22-47	10-23	15-22	4 22 26	8 19	69	16	8	6	5	2	4								

Points from		UVA		UND		Period by Period Scoring			
Turnovers	13	15	1st	2nd	TOT	UVA	27	38	65
Paint	38	24							
Second Chance	14	0							
Fast Breaks	4	12							
Bench	2	2							

GAME 22 - VIRGINIA 67, BOSTON COLLEGE 55



Official Basketball Box Score - Final
Boston College at Virginia
 02/01/22 John Paul Jones Arena, Charlottesville
 Virginia vs Boston College Men's Basketball

Game Time: 6:00 PM
 Game Duration: 2:04
 Attendance: 12,847

Officials: Ron Groover, Bert Smith, AJ DeSal

Boston College - 55		Record: 9-12 (4-7)										Shooting By Period									
NO. Name	Min	FG M-A	3P M-A	FT M-A	Rebounds OR DR TOT	Fouls PF FD	TP	AS	TO	ST	Blocks BS BA	+	-	1st FG%	2nd FG%	3rd FG%	GM FG%	FT%	3PT%		
1 T.J. Bickerstaff	F 21:39	2-4	0-1	0-0	3 5 8	4 1	4	0	1	0	1	0	-10	9.22	40.9%						
33 James Karnik	C 32:52	7-10	1-1	2-2	0 5 5	5 3	16	2	1	1	0	0	-7	3.11	27.3%						
3 Jaeden Zackery	G 32:44	1-6	1-5	4-4	1 2 3	2 2	7	0	1	0	0	0	-7	10.25	40.0%						
5 DeMarr Langford	G 33:09	4-7	1-2	2-2	1 4 5	3 3	11	2	1	1	0	0	-12	2.10	20.0%						
11 Makai Ashton-Langford	G 33:26	2-8	1-4	2-2	0 1 1	3 5	7	2	4	0	0	1	-6	8.8	100%						
12 Quinten Post	14:24	1-3	0-0	0-0	1 2 3	4 0	2	1	2	0	2	1	-1	19.47	40.4%						
24 Gianni Thompson	05:11	0-0	0-0	0-0	0 0 0	0 0	0	0	0	0	0	0	-8	5.21	23.8%						
51 Brevin Galloway	23:14	2-8	2-7	2-2	0 0 0	0 0	2	0	1	1	0	2	-4	12.12	100.0%						
4 Kanye Jones	03:21	0-1	0-1	0-0	0 0 0	0 0	0	0	0	0	0	0	-5								
Team					1 0 1		0	2													
Totals		19-47	5-21	12-12	7 19 26	21 16	55	7	14	3	3	4	-12								

Virginia - 67		Record: 13-9 (7-5)										Shooting By Period									
NO. Name	Min	FG M-A	3P M-A	FT M-A	Rebounds OR DR TOT	Fouls PF FD	TP	AS	TO	ST	Blocks BS BA	+	-	1st FG%	2nd FG%	3rd FG%	GM FG%	FT%	3PT%		
1 Jayden Gardner	F 34:50	5-13	0-0	7-7	2 3 5	3 5	17	3	0	1	0	1	12	10.23	43.5%						
22 Francisco Caffaro	C 15:49	3-6	0-0	2-2	0 1 1	1 2	4	0	2	1	0	0	0	2.4	50.0%						
0 Kihel Clark	G 34:36	4-7	1-2	10-10	0 6 6	4 5	19	0	3	0	0	0	12	8.8	100%						
2 Reece Beekman	G 37:03	0-3	0-0	0-0	1 1 1	1 0	0	7	2	2	1	1	11	9.20	45.0%						
4 Armaan Franklin	G 26:35	5-10	2-4	0-0	0 3 3	4 1	12	0	1	0	0	0	1	1.3	33.3%						
21 Kadin Shedrick	30:49	4-7	0-0	5-8	4 4 8	2 7	13	0	2	1	1	1	12	19.43	44.2%						
23 Kody Stattmann	21:46	0-1	0-1	2-2	1 1 2	1 2	0	1	3	2	0	1	2	3.7	42.9%						
Team					0 1 1		0	0													
Totals		19-43	3-7	26-29	7 20 27	16 21	67	10	9	9	4	3	12								

Points from		BCE		UVA		Period by Period Scoring			
Turnovers	10	20	1st	2nd	TOT	BCE	25	30	55
Paint	24	24							
Second Chance	9	9							
Fast Breaks	7	5							
Bench	10	15							

GAME 23 - VIRGINIA 71, MIAMI 58



Official Basketball Box Score - Final
Miami (FL) at Virginia
 02/05/22 John Paul Jones Arena, Charlottesville
 Virginia vs Miami (Fla.) Men's Basketball

Game Time: 5:00 PM
 Game Duration: 1:59
 Attendance: 14,089

Officials: Jamie Luckie, Brent Hampton, Jerry Heater

Miami (FL) - 58		Record: 16-7 (8-4)										Shooting By Period									
NO. Name	Min	FG M-A	3P M-A	FT M-A	Rebounds OR DR TOT	Fouls PF FD	TP	AS	TO	ST	Blocks BS BA	+	-	1st FG%	2nd FG%	3rd FG%	GM FG%	FT%	3PT%		
21 Sam Wardenburg	F 35:59	3-5	0-2	0-0	0 5 5	2 3	6	2	3	1	0	0	-15	12.27	44.4%						
2 Isaiah Wong	G 34:54	3-9	0-3	0-0	1 4 5	0 2	6	1	0	0	0	0	-15	2.12	16.7%						
3 Charlie Moore	G 35:51	8-13	1-4	0-0	1 0 1	2 0	17	2	4	1	0	1	-1	0.0	0%						
11 Jordan Miller	G 31:11	1-4	0-2	0-0	0 2 2	0 1	2	4	1	7	0	0	-27	2.5	40.0%						
23 Kameron McGusty	G 33:36	9-13	3-5	0-0	1 1 1	3 1	21	0	4	0	2	0	-19	27.50	54.0%						
1 Anthony Walker	11:38	0-1	0-1	0-0	0 3 3	0 0	0	4	0	2	0	0	-2	4.17	23.9%						
4 Bensley Joseph	11:23	1-2	0-0	0-0	0 1 1	1 1	2	1	1	2	1	0	-2	0.0	0.0%						
55 Wooga Poplar	04:16	1-2	0-0	0-0	0 0 0	0 1	2	0	0	0	0	0	4								
22 Deng Gak	01:36	1-1	0-0	0-0	1 0 1	0 0	2	0	0	0	0	0	8								
Team					0 0 0		0	0													
Totals		27-50	4-17	0-0	4 15 19	8 9	58	14	13	13	4	1	-13								

Virginia - 71		Record: 14-9 (8-5)										Shooting By Period									
NO. Name	Min	FG M-A	3P M-A	FT M-A	Rebounds OR DR TOT	Fouls PF FD	TP	AS	TO	ST	Blocks BS BA	+	-	1st FG%	2nd FG%	3rd FG%	GM FG%	FT%	3PT%		
1 Jayden Gardner	F 35:59	6-9	0-0	0-0	1 6 7	2 0	12	4	1	1	0	1	23	15.24	62.5%						
22 Francisco Caffaro	C 22:42	4-4	0-0	0-0	1 4 5	0 2	8	1	1	0	0	0	-2	5.7	71.4%						
0 Kihel Clark	G 37:14	4-8	3-5	0-0	2 2 2	1 3	11	3	4	3	0	1	19	0.0	0%						
2 Reece Beekman	G 35:15	4-6																			

GAME 25 - VIRGINIA 63, GEORGIA TECH 53



Official Basketball Box Score - Final
Georgia Tech at Virginia
 02/12/22 John Paul Jones Arena, Charlottesville
 Virginia vs Georgia Tech Women's Basketball

Game Time: 4:00 PM
 Game Duration: 1:53
 Attendance: 14,253

Officials: Bert Smith, Clarence Armstrong, Tim Conner

Georgia Tech - 53 Record: 10-14 (3-10)

NO. Name	Min	FG M-A	3P M-A	FT M-A	Rebounds OR DR TOT	Fouls PF FD	TP	AS	TO	ST	Blocks BS BA +/-
4 Jordan Usher	F 36:27	3-8	1-3	4-5	0 5 5	4 3	11	5	3	3	1 1 -3
12 Khalid Moore	F 16:26	0-3	0-0	1-2	1 1 2	1 1	1	0	0	0	0 0 -1
23 Jordan Meka	C 09:37	1-2	0-0	0-0	0 0 0	1 0	2	0	0	0	0 1 -1
0 Michael Devove	G 37:12	6-15	3-8	2-3	0 3 3	2 4	17	4	3	2	0 1 -4
1 Kyle Sturdivant	G 22:34	1-3	0-0	0-0	0 3 3	0 2	2	0	0	0	1 0 -5
5 Deivon Smith	17:26	4-5	0-0	0-0	1 2 3	3 1	8	0	0	0	0 0 -6
10 Dallan "Deebo" Coleman	23:34	0-2	0-1	0-0	0 2 2	3 0	0	2	1	1	1 -9
24 Rodney Howard	29:30	5-7	0-0	0-0	2 3 5	4 0	10	3	3	0	0 1 -7
13 Miles Kelly	04:50	1-1	0-0	0-0	0 0 0	0 0	2	0	0	0	0 0 -4
14 Jalon Moore	02:24	0-0	0-0	0-0	0 0 0	1 0	0	1	0	0	0 0 -5
Team					1 0 1						0 3
Totals	21:46	4-12	7-10	5 19	24	19 11	53	12	15	7	2 7 -10

Shooting By Period

1st FG%	8-19	42.1%
3PT%	1-3	33.3%
FT%	2-3	66.7%
2nd FG%	13-27	48.1%
3PT%	3-9	33.3%
FT%	5-7	71.4%
GM FG%	21-46	45.7%
3PT%	4-12	33.3%
FT%	7-10	70.0%

Dead Ball Rebounds: 2, 0

Virginia - 63 Record: 16-9 (10-5)

NO. Name	Min	FG M-A	3P M-A	FT M-A	Rebounds OR DR TOT	Fouls PF FD	TP	AS	TO	ST	Blocks BS BA +/-
1 Jayden Gardner	F 36:34	10-19	0-0	6-6	4 3 7	1 7	26	2	0	1	3 1 11
22 Francisco Caffaro	C 21:54	1-2	0-0	4-5	4 4 8	0 3	6	0	0	0	0 0 2
0 Kheii Clark	G 35:55	4-8	3-7	4-4	0 4 4	0 4	15	2	4	2	0 0 13
2 Reece Beekman	G 22:38	0-2	0-2	4-4	0 3 3	3 3	4	3	1	1	0 0 0
4 Armaan Franklin	G 34:51	2-10	0-5	1-2	0 0 0	4 1	5	1	3	1	1 0 2
21 Kadin Shedrick	18:06	0-1	0-0	2-2	0 3 3	2 1	2	0	0	0	3 0 8
23 Kody Statmann	19:09	2-6	1-3	0-0	0 2 2	0 0	5	2	1	1	0 1 6
11 Malachi Poindexter	10:43	0-1	0-1	0-0	1 0 1	1 0	0	1	0	0	0 0 8
Team					2 2 4		0				0 1
Totals	19:49	4-18	21-23	11 21	32	11 19	63	11	10	6	7 2 10

Shooting By Period

1st FG%	10-22	45.5%
3PT%	2-10	20.0%
FT%	10-11	90.9%
2nd FG%	9-27	33.0%
3PT%	2-8	25.0%
FT%	11-12	91.7%
GM FG%	19-49	38.8%
3PT%	4-18	22.2%
FT%	21-23	91.3%

Dead Ball Rebounds: 2, 0

Technical Fouls: NONE

	GAT	UVA	Points from Turnovers	GAT	UVA	Period by Period Scoring
			1st	2nd	TOT	
Biggest lead	0 (1st 20:00)	17 (1st 1:46)	19	19	38	
Best Scoring Run	11 (2nd 17:32)	12 (1st 11:19)	19	34	53	
Lead Changes	0	0	19	34	53	
Times Tied	1	0	32	31	63	
Time with Lead	00:00	36:48	UVA	32	31	63

GAME 26 - VIRGINIA TECH 62, VIRGINIA 53



Official Basketball Box Score - Final
Virginia at Virginia Tech
 02/14/22 Cassell Coliseum, Blacksburg, Va.
 2021-22 Men's Basketball

Game Time: 7:00 PM
 Game Duration: 1:58
 Attendance: 9,825

Officials: Mike Roberts, Doug Simons, Jeb Harless

Virginia - 53 Record: 16-10 (10-6)

NO. Name	Min	FG M-A	3P M-A	FT M-A	Rebounds OR DR TOT	Fouls PF FD	TP	AS	TO	ST	Blocks BS BA +/-
1 Jayden Gardner	F 37:48	7-17	0-0	3-3	4 10 14	2 2	17	2	3	1	0 2 -7
22 Francisco Caffaro	C 20:26	2-3	0-0	0-0	1 4 5	3 0	4	0	1	0	1 0 -6
0 Kheii Clark	G 31:42	1-9	0-5	0-0	0 0 0	4 4	2	2	2	0	0 2 -17
2 Reece Beekman	G 37:48	4-8	0-1	2-2	0 2 2	2 3	10	4	1	1	0 0 -7
4 Armaan Franklin	G 37:14	4-11	0-3	1-3	0 3 3	3 3	9	1	2	1	0 1 -8
11 Malachi Poindexter	08:18	0-0	0-0	0-0	0 0 0	0 0	0	0	0	0	0 0 8
21 Kadin Shedrick	21:46	4-7	0-0	3-4	3 3 6	4 2	11	0	0	1	1 -5
23 Kody Statmann	04:58	0-0	0-0	0-0	0 0 0	0 0	0	0	0	0	0 0 -3
Team					3 0 3		0		1		0 0
Totals	22:55	0-9	9-12	11 22	33	18 14	53	9	10	4	2 6 -9

Shooting By Period

1st FG%	12-25	48.0%
3PT%	0-3	0.0%
FT%	5-5	100%
2nd FG%	10-30	33.3%
3PT%	0-6	0.0%
FT%	4-7	57.1%
GM FG%	22-55	40.0%
3PT%	0-9	0.0%
FT%	9-12	75.0%

Dead Ball Rebounds: 3, 0

Virginia Tech - 62 Record: 16-10 (8-7)

NO. Name	Min	FG M-A	3P M-A	FT M-A	Rebounds OR DR TOT	Fouls PF FD	TP	AS	TO	ST	Blocks BS BA +/-
22 Keve Aluma	F 35:14	10-14	0-2	4-5	1 7 8	1 5	24	1	2	1	4 1 17
25 Justyn Mutts	F 36:31	1-6	0-1	6-6	2 4 6	0 3	8	5	0	2	1 0 6
0 Hunter Cattoor	G 32:07	1-5	1-4	0-0	1 6 7	4 0	3	2	2	0	0 0 11
4 Nahim Alleyne	G 30:36	2-6	1-4	6-8	0 3 3	2 5	11	1	0	0	0 0 11
5 Storm Murphy	G 27:28	2-6	2-5	1-2	0 1 1	2 3 7	2	1	0	0	0 0 17
13 Darius Maddox	17:08	1-5	1-3	0-0	0 1 1	0 0	3	0	0	0	0 1 -4
1 David N'Guessan	08:15	1-1	0-0	0-0	0 0 0	2 1	2	0	0	0	0 0 -5
3 Sean Pedulla	12:41	2-3	0-1	0-0	0 0 0	3 1 4	1	1	1	1	0 -8
Team					0 0 0		0		0		0 0
Totals	20:46	5-20	17-21	4 22	26	14 18	62	12	6	4	6 2 9

Shooting By Period

1st FG%	3-13	23.1%
3PT%	2-2	100%
FT%	10-18	55.6%
2nd FG%	10-18	55.6%
3PT%	2-7	28.6%
FT%	15-19	78.9%
GM FG%	20-46	43.5%
3PT%	5-20	25.0%
FT%	17-21	81.0%

Dead Ball Rebounds: 4, 0

Technical Fouls: NONE

	Cavs	Hokies	Points from Turnovers	Cavs	Hokies	Period by Period Scoring
			1st	2nd	TOT	
Biggest lead	5 (1st 7:56)	9 (2nd 0:54)	6	6	12	
Best Scoring Run	6 (1st 15:08)	8 (2nd 15:38)	28	26	54	
Lead Changes	10	12	4	4	8	
Times Tied	6	2	29	24	53	
Time with Lead	11:43	23:51	Hokies	25	37	62

GAME 27 - VIRGINIA 74, MIAMI 71



Official Basketball Box Score - Final
Virginia at Miami (FL)
 02/19/22 Walco Center, Coral Gables, Fla.
 2021-22 Men's Basketball

Game Time: 5:00 PM
 Game Duration: 1:57
 Attendance: 5,566

Officials: Ted Valentine, Jeffrey Clark, Earl Walton

Virginia - 74 Record: 17-10 (11-6)

NO. Name	Min	FG M-A	3P M-A	FT M-A	Rebounds OR DR TOT	Fouls PF FD	TP	AS	TO	ST	Blocks BS BA +/-
1 Jayden Gardner	F 36:33	9-14	0-0	5-6	2 5 7	2 4	23	2	2	0	3 0 2
22 Francisco Caffaro	C 09:37	1-3	0-0	0-0	2 1 3	1 0	2	0	0	0	0 0 -11
0 Kheii Clark	G 38:39	5-13	3-8	4-6	0 2 2	2 3	17	5	3	0	0 0 1
2 Reece Beekman	G 37:45	2-5	0-1	2-2	0 4 4	1 3	6	7	4	0	0 1 3
4 Armaan Franklin	G 16:08	2-5	1-3	0-0	0 0 0	3 1	5	0	1	0	0 0 2
21 Kadin Shedrick	30:23	3-5	0-0	7-9	2 11 13	4 9	13	2	1	1	1 14
23 Kody Statmann	28:44	3-5	1-3	1-2	0 4 4	0 1	8	1	0	0	2 0 9
11 Malachi Poindexter	01:26	0-0	0-0	0-0	1 1 1	1 0	0	0	0	0	0 0 2
33 Carson McCorkle	02:45	0-1	0-1	0-0	0 0 0	1 0	0	0	0	0	0 0 -7
Team					2 0 2		0				0 0
Totals	25:51	5-16	19-25	8 28	36	15 21	74	17	11	1	6 2 3

Shooting By Period

1st FG%	10-27	37.0%
3PT%	1-8	12.5%
FT%	9-10	90%
2nd FG%	15-24	62.5%
3PT%	4-8	50.0%
FT%	10-15	66.7%
GM FG%	25-51	49.0%
3PT%	5-16	31.3%
FT%	19-25	76.0%

Dead Ball Rebounds: 2, 0

Miami (FL) - 71 Record: 19-8 (11-5)

NO. Name	Min	FG M-A	3P M-A	FT M-A	Rebounds OR DR TOT	Fouls PF FD	TP	AS	TO	ST	Blocks BS BA +/-
21 Sam Waardenburg	F 34:04	3-5	0-0	0-0	1 6 7	4 2	6	1	1	0	1 0 -5
2 Isaiah Wong	G 34:53	4-11	1-3	1-1	1 6 7	1 2	10	3	1	0	0 1 -11
3 Charlie Moore	G 24:40	5-11	2-5	2-2	1 0 1	4 1	14	4	2	0	0 0 0
11 Jordan Miller	G 33:32	7-11	0-0	1-1	3 3 6	3 4	15	0	0	1	1 2 -6
23 Cameron McGusty	G 37:36	6-13	3-6	5-5	0 3 3	1 4	20	4	2	4	0 1 -2
1 Anthony Walker	12:34	2-5	0-1	0-0	1 3 4	4 1	4	1	0	1	0 0 4
4 Bensley Joseph	18:05	1-10	0-2	0-0	2 2 2	2 0	2	0	0	1	0 1 8
55 Wooga Poplar	04:38	0-1	0-0	0-0	0 0 0	2 1	0	0	0	0	0 1 -3
Team					2 1 3		0				0 0
Totals	28:67	6-17	9-9	11 22	33	21 15	71	13	6	7	2 6 -3

Shooting By Period

1st FG%	14-31	45.2%
3PT%	3-7	42.9%
FT%	7-7	100%
2nd FG%	14-36	38.9%
3PT%	3-10	30.0%
FT%	2-2	100%
GM FG%	28-67	41.8%
3PT%	6-17	35.3%
FT%	9-9	100.0%

Dead Ball Rebounds: 0, 0

Technical Fouls: NONE

	UVA	MIA	Points from Turnovers	UVA	MIA	Period by Period Scoring
			1st	2nd	TOT	
Biggest lead	9 (2nd 12:13)	10 (2nd 19:36)	3	10	13	
Best Scoring Run	11 (2nd 12:13)	11 (2nd 19:36)	24	42	66	
Lead Changes	5	7	30	44	74	
Times Tied	6	1	UVA	30	44	74
Time with Lead	16:36	19:32	MIA	38	33	71

GAME 28 - NO. 7 DUKE 65, VIRGINIA 61



Official Basketball Box Score - Final
Duke at Virginia
 02/23/22 John Paul Jones Arena, Charlottesville
 Virginia vs No. 7 Duke Men's Basketball

Game Time: 7:00 PM
 Game Duration: 1:59
 Attendance: 14,629

Officials: Bill Covington, Jr., Mike Roberts, Lamar Simpson

Duke - 65 Record: 24-4 (14-3)

NO. Name	Min	FG M-A	3P M-A	FT M-A	Rebounds OR DR TOT	Fouls PF FD	TP	AS	TO	ST	Blocks BS BA +/-
0 Wendell Moore Jr.	F 30:48	1-3	0-0	2-3	1 2 3	3 2	4	3	2	0</	

GAME 29 - FLORIDA STATE 64, VIRGINIA 63



Official Basketball Box Score - Final
Florida St. at Virginia
 02/26/22 John Paul Jones Arena, Charlottesville
 Virginia vs Florida State Men's Basketball

Game Time: 4:00 PM
 Game Duration: 2:01
 Attendance: 14,629

Officials: Roger Ayers, Lee Cassell, A.J. Desai

Florida St. - 64		Record: 15-13 (8-10)												
NO.	Name	Min	FG	3P	FT	Rebounds	Fouls	TP	AS	TO	ST	Blocks	+/-	
			M-A	M-A	M-A	OR DR TOT	PF FD					BS BA		
22	John Butler	F 29:24	3-6	0-1	1-1	2 2 4	1 1	7	1	0	0	1	0	-1
31	Wyatt Wilkes	F 29:56	1-6	0-3	0-0	2 2 2	1 2	2	1	1	0	0	0	-6
11	Tanor Ngom	C 10:43	3-5	1-1	0-0	2 2 4	2 0	7	0	1	1	0	1	-4
0	RayQuan Evans	G 29:30	2-7	0-1	2-2	0 5 5	3 1	6	2	2	1	0	1	6
35	Matthew Cleveland	G 37:14	8-14	1-2	3-7	1 2 3	1 5	20	1	2	1	1	2	1
1	Jalen Warley	25:06	3-7	0-1	0-0	1 2 3	2 1	6	2	2	1	2	1	5
30	Harrison Prieto	26:59	6-8	2-2	0-2	3 3 6	1 3	14	2	0	0	2	0	8
21	Cam'Ron Fletcher	14:50	1-4	0-1	0-0	1 3 4	1 4	2	0	0	0	3	1	-1
15	Quincy Ballard	02:18	0-0	0-0	0-0	0 0 0	0 0	0	0	0	0	0	0	-3
Team						3 0 3		0		2				
Totals		27:57	4-12	6-12	13 21 34	15 14	64	9	12	4	9	6	1	

Shooting By Period	
1st FG%	13-29 44.8%
3PT%	2-8 25.0%
FT%	1-1 100%
2nd FG%	14-28 50.0%
3PT%	2-4 50.0%
FT%	5-11 45.5%
GM FG%	27-57 47.4%
3PT%	4-12 33.3%
FT%	6-12 50.0%

Dead Ball Rebounds: 3, 0

Virginia - 63		Record: 17-12 (11-8)												
NO.	Name	Min	FG	3P	FT	Rebounds	Fouls	TP	AS	TO	ST	Blocks	+/-	
			M-A	M-A	M-A	OR DR TOT	PF FD					BS BA		
1	Jayden Gardner	F 37:27	7-16	0-1	7-8	3 3 6	1 5	21	0	0	1	0	1	1
22	Francisco Caffaro	C 17:42	2-2	0-0	3-4	4 7 11	1 2	7	0	1	0	2	0	-2
0	Kihei Clark	G 40:00	3-16	0-4	1-1	0 2 2	0 2	7	6	1	1	0	5	-1
2	Reece Beekman	G 31:39	3-7	0-2	2-2	0 2 2	5 1	8	2	2	1	2	1	7
23	Kody Statmann	G 30:50	1-5	1-4	0-0	1 1 2	2 0	3	2	2	2	2	1	2
21	Kadin Shedrick	10:31	1-1	0-0	0-0	2 2 4	3 1	2	0	1	0	0	0	-4
4	Armaan Franklin	26:53	4-8	3-6	2-4	0 2 2	2 4	13	0	3	0	0	1	-6
11	Malachi Poindexter	04:58	1-1	0-0	0-0	0 0 0	0 0	2	0	0	0	0	0	-2
Team						4 0 4		0		2				
Totals		22:56	4-17	15-19	13 19 32	14 15	63	10	10	5	6	9	-1	

Shooting By Period	
1st FG%	13-24 54.2%
3PT%	2-7 28.6%
FT%	6-6 100%
2nd FG%	9-32 28.1%
3PT%	2-10 20.0%
FT%	9-13 69.2%
GM FG%	22-56 39.3%
3PT%	4-17 23.5%
FT%	15-19 78.9%

Dead Ball Rebounds: 4, 1

Points from Turnovers		FSU		UVA	
Biggest lead	2 (1st 19:47)	11 (2nd 10:56)			
Best Scoring Run	10 (1st 7:47)	6 (1st 16:01)			
Lead Changes	4				
Times Tied	4				
Time with Lead	03:02	35:06			

Period by Period Scoring			
1st	29	35	64
2nd	34	29	63

GAME 30 - VIRGINIA 71, LOUISVILLE 61



Official Basketball Box Score - Final
Virginia at Louisville
 03/05/22 KFC Yum! Center, Louisville
 2021-22 Men's Basketball

Game Time: 12:01 PM
 Game Duration: 1:57

Officials: Ted Valentine, Mark Schurr, Tim Conner

Virginia - 71		Record: 18-12 (12-8)												
NO.	Name	Min	FG	3P	FT	Rebounds	Fouls	TP	AS	TO	ST	Blocks	+/-	
			M-A	M-A	M-A	OR DR TOT	PF FD					BS BA		
1	Jayden Gardner	F 27:56	3-12	0-0	0-0	1 3 4	3 3	6	1	1	0	0	0	-2
22	Francisco Caffaro	C 12:54	0-1	0-0	0-0	0 0 0	3 2	0	0	0	0	0	0	-9
0	Kihei Clark	G 37:58	2-6	1-3	1-2	0 1 1	0 1	6	6	3	0	0	0	4
2	Reece Beekman	G 39:22	6-9	3-3	0-0	0 12 12	2 0	15	5	1	5	1	0	10
4	Armaan Franklin	G 29:27	3-7	2-4	5-6	1 3 4	3 4	13	1	2	0	0	1	7
21	Kadin Shedrick	23:06	8-9	0-0	4-4	5 0 5	4 3	20	0	1	1	0	0	18
23	Kody Statmann	29:17	3-5	1-2	4-6	1 3 4	1 3	11	2	0	0	0	0	22
Team						0 2 2		0		0				
Totals		25-49	7-12	14-18	8 24 32	16 16	71	15	10	6	1	1	10	

Shooting By Period	
1st FG%	15-26 57.7%
3PT%	1-1 100.0%
FT%	5-6 83.3%
2nd FG%	10-23 43.5%
3PT%	6-11 54.5%
FT%	9-12 75%
GM FG%	25-49 51.0%
3PT%	7-12 58.3%
FT%	14-18 77.8%

Dead Ball Rebounds: 2, 0

Louisville - 61		Record: 12-18 (6-14)												
NO.	Name	Min	FG	3P	FT	Rebounds	Fouls	TP	AS	TO	ST	Blocks	+/-	
			M-A	M-A	M-A	OR DR TOT	PF FD					BS BA		
5	Malik Williams	F 34:22	4-10	2-4	0-2	5 7 12	3 2	10	1	0	1	0	0	-9
21	Sydney Curry	F 33:35	9-13	0-0	6-6	6 8 14	3 8	24	3	3	0	0	0	4
0	Noah Locke	G 30:31	2-8	2-5	2-2	0 0 0	3 1	8	2	3	0	0	1	-1
11	Mason Faulkner	G 31:13	2-9	1-5	0-1	1 1 2	2 5	7	1	2	0	1	4	
13	Jarrod West	G 31:05	2-8	2-6	0-0	1 2 3	1 1	6	0	2	1	0	0	-2
23	Kody Statmann	04:31	0-0	0-0	0-0	0 0 0	0 0	0	0	0	0	0	0	-5
3	El Ellis	14:58	2-4	1-2	0-0	2 2 4	1 0	5	0	1	0	0	0	-15
14	Dre Davis	12:13	1-3	0-1	0-1	1 0 1	1 2	2	0	1	0	0	0	-16
10	Samuel Williamson	02:43	0-0	0-0	1-2	0 0 0	0 1	1	0	0	0	0	0	-6
12	JJ Traynor	02:46	0-0	0-0	0-0	0 0 0	2 0	0	0	0	0	0	0	0
4	Roosevelt Wheeler	02:03	0-0	0-0	0-0	0 0 0	0 0	0	0	0	0	0	0	-4
Team						2 0 2		0		1				
Totals		22-55	8-23	9-12	12 18 30	16 16	61	13	12	4	1	1	-10	

Shooting By Period	
1st FG%	7-25 28.0%
3PT%	1-8 12.5%
FT%	2-3 66.7%
2nd FG%	15-30 50.0%
3PT%	7-9 77.8%
GM FG%	22-55 40.0%
3PT%	8-23 34.8%
FT%	9-12 75.0%

Dead Ball Rebounds: 0, 0

Points from Turnovers		UVA		LOU	
Biggest lead	20 (1st 0:43)	8 (1st 16:00)			
Best Scoring Run	18 (1st 0:43)	9 (2nd 6:07)			
Lead Changes	1				
Times Tied	2				
Time with Lead	27:33	06:03			

Period by Period Scoring			
1st	36	35	71
2nd	17	44	61

GAME 31 - VIRGINIA 51, LOUISVILLE 50



Official Basketball Box Score - Final
Louisville at Virginia
 03/09/22 Barclays Center, Brooklyn, N.Y.
 2022 New York Life ACC Men's Basketball Tournament

Game Time: 9:30 PM
 Game Duration: 2:03
 Attendance: 5,174

Officials: Bert Smith, Lee Cassell, Clarence Armstrong

Louisville - 50		Record: 13-19												
NO.	Name	Min	FG	3P	FT	Rebounds	Fouls	TP	AS	TO	ST	Blocks	+/-	
			M-A	M-A	M-A	OR DR TOT	PF FD					BS BA		
5	Malik Williams	F 37:15	5-12	1-2	0-2	3 10 13	3 2	11	0	0	3	3	0	-19
21	Sydney Curry	F 18:11	3-7	0-0	0-1	4 3 7	3 2	6	0	3	1	0	2	-3
0	Noah Locke	G 24:56	3-10	2-7	0-0	1 1 0	1 0	8	2	1	0	0	0	-4
11	Mason Faulkner	G 19:35	1-4	0-2	0-0	1 1 0	3 1	2	0	1	0	0	1	-1
13	Jarrod West	G 31:25	1-6	1-5	0-0	3 3 3	1 3	3	3	2	2	0	0	-2
3	El Ellis	19:24	2-5	1-4	2-2	0 2 2	1 2	7	1	1	1	0	0	5
10	Samuel Williamson	27:36	4-6	0-0	1-2	0 3 3	2 1	9	0	0	2	0	0	1
14	Dre Davis	21:38	1-6	0-2	2-2	3 1 4	2 2	4	1	2	0	1	1	0
Team						1 1 2		0		2				
Totals		20:56	5-22	5-9	12 24 36	17 11	50	7	12	9	4	4	-1	

Shooting By Period	
1st FG%	10-25 40.0%
3PT%	1-10 10.0%
FT%	3-5 60%
2nd FG%	10-31 32.3%
3PT%	4-12 33.3%
FT%	2-4 50%
GM FG%	20-56 35.7%
3PT%	5-22 22.7%
FT%	5-9 55.6%

Dead Ball Rebounds: 2, 0

Virginia - 51		Record: 19-12											
NO.	Name	Min	FG	3P	FT	Rebounds	Fouls	TP	AS	TO	ST	Blocks	+/-
			M-A	M-A	M-A	OR DR TOT	PF FD					BS BA	
1	Jayden Gardner	F 37:15	7-12	0-									

GAME 33 - VIRGINIA 60, MISSISSIPPI STATE 57



Official Basketball Box Score - Final
Virginia at Mississippi St.
 03/16/22 John Paul Jones Arena, Charlottesville
 Virginia vs Mississippi State Men's Basketball (NIT First Round)

Game Time: 7:00 PM
 Game Duration: 2:06
 Attendance: 5,278

Officials: Wally Rulecki, Ed Corliss, Haywood Bostic

Virginia - 60		Record: 20-13										Shooting By Period		
NO. Name	Min	FG M-A	3P M-A	FT M-A	Rebounds OR DR TOT	Fouls PF FD	TP	AS	TO	ST	Blocks BS BA	+/-	1st FG%	2nd FG%
1 Jayden Gardner	F 35:30	7-13	0-1	2-4	1 2 3	2 4	16	1	2	0	0	0	2	0.0%
21 Kadin Shedrick	F 14:22	1-3	0-0	0-0	0 3 3	2 0	2	0	1	0	0	-10	87.5%	
0 Kihel Clark	G 38:47	1-3	0-2	6-8	0 0 0	1 3	8	9	2	0	0	3	56.5%	
2 Reece Beekman	G 37:11	5-7	0-1	4-5	0 3 3	1 3	14	6	1	4	0	-8	28.6%	
4 Armaan Franklin	G 18:59	2-8	2-5	0-0	0 2 2	1 2	6	0	0	0	0	0	55.6%	
22 Francisco Caffaro	30:08	4-5	0-0	0-0	2 3 5	4 3	8	1	2	0	1	14	50.0%	
23 Kody Stattmann	14:59	2-5	0-2	0-0	0 3 3	0 0	4	0	1	0	0	3	70.6%	
10 Taine Murray	10:04	1-2	0-1	0-0	0 2 2	0 0	2	0	0	0	0	5	0.0%	
Team					1 2 3		0							
Totals		23-46	2-12	12-17	4 20 24	11 15	60	17	9	4	1	0	3	

Technical Fouls: Caffaro 2nd 12:08

Mississippi St. - 57		Record: 18-16										Shooting By Period		
NO. Name	Min	FG M-A	3P M-A	FT M-A	Rebounds OR DR TOT	Fouls PF FD	TP	AS	TO	ST	Blocks BS BA	+/-	1st FG%	2nd FG%
10 Garrison Brooks	F 34:49	5-11	3-7	0-0	1 4 5	4 1	13	1	0	1	0	-5	40.0%	
11 Andersson Garcia	F 19:11	1-1	1-1	2-2	0 1 1	4 1	5	2	2	0	0	-3	0.0%	
33 Tolu Smith	F 34:39	6-9	0-0	4-8	2 9 11	1 5	16	2	2	1	0	0	60%	
1 Iverson Molinar	G 34:38	6-12	0-1	1-1	0 3 3	1 2	13	4	5	1	0	-5	57.7%	
3 Shakeel Moore	G 33:10	3-9	0-4	0-0	1 3 4	3 2	6	3	1	0	0	1	40.0%	
13 D.J. Jeffries	24:05	0-2	0-0	0-0	0 1 1	1 0	0	0	2	0	0	-3	0.0%	
20 Derek Fountain	03:23	1-1	0-0	0-0	0 0 0	0 0	2	0	0	0	0	0	66.7%	
2 Javian Davis	05:21	0-0	0-0	0-0	0 0 0	2 1	0	0	1	0	0	-5	50.0%	
5 Cam Carter	01:35	0-0	0-0	0-0	0 0 0	1 0	0	0	0	0	0	-1	30.8%	
4 Cameron Matthews	09:09	1-1	0-0	0-0	1 0 1	0 0	2	0	0	0	0	4	63.6%	
Team					0 1 1		0							
Totals		23-46	4-13	7-11	5 22 27	17 10	57	12	14	3	0	-3		

Technical Fouls: Davis 2nd 12:08 Brooks 2nd 0:39

UVA	MSU	Points from Turnovers	UVA	MSU	Period by Period Scoring
9 (1 st 5:10)	2 (2 nd 15:15)	17	10	1st 2nd TOT	
8 (2 nd 10:46)	8 (2 nd 17:56)	30	32	UVA 27 33 60	
2	7	6	6	MSU 19 38 57	
4	6	4	4		
36:18	01:03	14	4		

GAME 34 - VIRGINIA 71, NORTH TEXAS 69 OT



Official Basketball Box Score - Final
Virginia at North Texas
 03/20/22 Super Pt. Denton
 2021-22 Men's Basketball

Game Time: 5:00 PM
 Game Duration: 2:20
 Attendance: 4,866

Officials: Ken Burdette, Darron George, Randy Richardson

Virginia - 71		Record: 21-13										Shooting By Period		
NO. Name	Min	FG M-A	3P M-A	FT M-A	Rebounds OR DR TOT	Fouls PF FD	TP	AS	TO	ST	Blocks BS BA	+/-	1st FG%	2nd FG%
1 Jayden Gardner	F 37:55	7-17	0-0	3-4	1 2 3	4 3	17	2	1	1	0	0	5	
22 Francisco Caffaro	C 20:14	0-1	0-0	1-4	2 1 3	5 2	1	0	1	0	0	0	10	
0 Kihel Clark	G 44:20	4-11	2-7	1-2	0 3 3	0 3	11	4	1	3	0	1	2	
2 Reece Beekman	G 45:00	6-9	1-1	0-1	2 5 7	1 2	13	9	1	3	0	1	2	
4 Armaan Franklin	G 26:17	5-8	5-7	2-2	0 1 1	1 2	17	0	1	0	0	-13	50%	
23 Kody Stattmann	34:42	3-6	1-2	2-4	2 8 10	1 3	9	0	0	0	1	6	62.5%	
21 Kadin Shedrick	10:55	1-2	0-0	1-2	0 0 0	5 1	3	0	0	0	0	-5	20.0%	
10 Taine Murray	02:13	0-0	0-0	0-0	0 0 0	0 0	0	0	0	0	0	1	55.6%	
11 Malachi Poindexter	03:24	0-0	0-0	0-0	0 0 0	0 0	0	0	0	0	0	2	0.0%	
Team					2 2 4		0							
Totals		26-54	9-17	10-19	9 22 31	17 17	71	15	6	7	1	3	2	

Technical Fouls: Caffaro 1st 02:31

North Texas - 69		Record: 25-7										Shooting By Period		
NO. Name	Min	FG M-A	3P M-A	FT M-A	Rebounds OR DR TOT	Fouls PF FD	TP	AS	TO	ST	Blocks BS BA	+/-	1st FG%	2nd FG%
4 Thomas Bell	F 45:00	5-13	0-2	2-3	4 8 12	4 7	12	6	3	0	0	-2	38.5%	
33 Abou Ousmane	F 29:45	6-10	0-0	4-5	1 3 4	5 4	16	0	1	1	1	0	-4	
1 Mardrez McBride	G 45:00	7-15	6-11	1-2	0 0 0	0 0	1	21	0	1	0	-2	22.2%	
5 Tylor Perry	G 44:48	5-13	2-7	4-4	0 4 4	2 4	16	2	4	1	0	-2	66.7%	
11 JJ Murray	G 41:05	0-3	0-2	0-0	1 3 4	3 0	5	1	0	0	0	-2		
2 Aaron Scott	13:43	1-1	0-0	0-0	1 3 4	3 0	2	0	1	0	0	0		
23 Matthew Stone	05:39	1-1	0-0	0-0	2 0 2	0 0	2	0	0	0	0	2		
Team					3 2 5		0							
Totals		25-56	8-22	11-14	12 23 35	17 16	69	13	11	2	3	1	-2	

Technical Fouls: NONE

UVA	UNT	Points from Turnovers	UVA	UNT	Period by Period Scoring
10 (2 nd 17:01)	7 (1 st 12:53)	27	32	1st 2nd OT1 TOT	
10 (2 nd 17:01)	7 (1 st 14:27)	22	38	UVA 26 29 16 71	
2	6	10	14	UNT 24 31 14 69	
6	12	10	10		
25:14	11:54	12	4		

GAME 35 - ST. BONAVENTURE 52, VIRGINIA 51



Official Basketball Box Score - Final
St. Bonaventure at Virginia
 03/29/22 John Paul Jones Arena, Charlottesville
 Virginia vs St. Bonaventure Men's Basketball NIT Quarterfinals

Game Time: 7:00 PM
 Game Duration: 1:50
 Attendance: 6,629

Officials: Antonio, Ken Burdett, Owen Shortt

St. Bonaventure - 52		Record: 23-9										Shooting By Period		
NO. Name	Min	FG M-A	3P M-A	FT M-A	Rebounds OR DR TOT	Fouls PF FD	TP	AS	TO	ST	Blocks BS BA	+/-	1st FG%	2nd FG%
33 Jalen Adaway	F 40:00	4-11	1-3	0-0	1 1 2	2 2	9	1	0	0	0	1	33.3%	
21 Osun Osunniyi	C 27:38	3-5	0-0	4-4	2 4 6	4 3	10	1	4	0	4	-8	0.0%	
0 Kyle Lofton	G 40:00	3-10	0-3	3-3	0 5 5	3 2	9	5	2	3	0	1	100%	
1 Dominick Welch	G 40:00	4-12	2-7	0-0	1 9 10	1 0	10	2	1	1	0	0	41.7%	
5 Jaren Holmes	G 40:00	4-12	2-2	0-0	5 5 1	4 10	0	0	0	0	0	1	37.5%	
12 Abdoul Karim Coulibaly	12:22	2-4	0-0	0-0	2 3 5	1 0	4	0	0	1	1	0	100%	
Team					1 0 1		0							
Totals		20-54	3-15	9-9	7 27 34	12 11	52	9	7	5	5	2	1	

Technical Fouls: NONE

Virginia - 51		Record: 21-14										Shooting By Period		
NO. Name	Min	FG M-A	3P M-A	FT M-A	Rebounds OR DR TOT	Fouls PF FD	TP	AS	TO	ST	Blocks BS BA	+/-	1st FG%	2nd FG%
1 Jayden Gardner	F 37:33	7-15	0-0	0-1	3 2 5	0 3	14	0	0	0	0	-3	28.0%	
21 Kadin Shedrick	F 27:32	3-4	0-0	2-2	2 7 9	2 2	8	0	2	1	2	0	18.2%	
0 Kihel Clark	G 40:00	0-7	0-4	2-2	0 1 1	0 2	2	6	2	0	0	-1	100%	
2 Reece Beekman	G 36:01	3-6	0-1	0-0	0 6 6	5 0	6	6	4	0	0	0	46.4%	
4 Armaan Franklin	G 28:38	5-11	5-11	2-3	0 6 6	4 3	17	0	1	0	0	7	37.5%	
22 Francisco Caffaro	12:28	2-3	0-0	0-0	1 3 4	0 1	4	0	0	0	0	-9	71.4%	
23 Kody Stattmann	15:27	0-7	0-3	0-0	1 1 2	0 1	0	1	0	1	0	-10	37.7%	
11 Malachi Poindexter	02:21	0-0	0-0	0-0	0 0 0	0 0	0	0	0	0	0	-2	26.3%	
Team					1 1 2		0							
Totals		20-53	5-19	6-8	8 27 35	11 12	51	13	9	2	2	5	-1	

Technical Fouls: NONE

SBU	UVA	Points from Turnovers	SBU	UVA	Period by Period Scoring
6 (1 st 1:48)	5 (2 nd 14:49)	6	7	1st 2nd TOT	
7 (2 nd 6:12)	8 (2 nd 2:59)	28	20	SBU 21 31 52	
8	8	8	8	UVA 17 34 51	
4	11	0	0		
18:05	19:17	4	4		

1972 NIT QUARTERFINAL - LAFAYETTE 72, VIRGINIA 71

University of Virginia
1971-72 Men's Basketball Statistics
3/17 vs. Lafayette (NIT) at New York, N.Y.

Scoring by Period table showing points for Virginia and Lafayette in four quarters and total.

Attendance: 0

Officials: Charlie Diehl, Tom Blah

Main box score table for Lafayette (NIT) listing player names and statistics.

Summary statistics for Lafayette (NIT) including FG, 3-P, FT, and Rebounds.

Main box score table for Virginia listing player names and statistics.

Summary statistics for Virginia including FG, 3-P, FT, and Rebounds.

Technical Fouls: None

1978 NIT FIRST ROUND - GEORGETOWN 70, VIRGINIA 68 OT

University of Virginia
1977-78 Men's Basketball Statistics
3/8 vs. Georgetown (NIT) at Charlottesville, Va.

Scoring by Period table showing points for Virginia and Georgetown in four quarters and overtime.

Attendance: 8500

Officials: Bob S., Ann Perryman, Drury

Main box score table for Georgetown (NIT) listing player names and statistics.

Summary statistics for Georgetown (NIT) including FG, 3-P, FT, and Rebounds.

Main box score table for Virginia listing player names and statistics.

Summary statistics for Virginia including FG, 3-P, FT, and Rebounds.

Technical Fouls: None

1979 NIT FIRST ROUND - VIRGINIA 79, NE LOUISIANA 78

Handwritten box score for Virginia vs. NE Louisiana, dated March 28, 1979. Includes player stats and team totals.

1979 NIT SECOND ROUND - ALABAMA 90, VIRGINIA 88

Handwritten box score for Virginia vs. Alabama, dated March 29, 1979. Includes player stats and team totals.

1980 NIT FINAL - VIRGINIA 58, MINNESOTA 55

OFFICIAL NCAA BASKETBALL BOX SCORE Date March 14, 1985 Site Morgantown, WV

VISITORS (Last Name, First)

No.	Player	FG	FGA	FT	FTA	REB	PF	TP	MIN	A	TO	BLK	S
10	Greg Gates	2	6	3	3	3	3	3	0	2	0	0	0
11	Richard Johnson	3	9	2	3	3	3	3	0	0	0	0	0
12	John Johnson	3	10	2	3	3	3	3	0	2	2	0	0
13	John Jones	3	10	2	3	3	3	3	0	2	2	0	0
14	John Jones	3	10	2	3	3	3	3	0	2	2	0	0
15	John Jones	3	10	2	3	3	3	3	0	2	2	0	0
16	John Jones	3	10	2	3	3	3	3	0	2	2	0	0
17	John Jones	3	10	2	3	3	3	3	0	2	2	0	0
18	John Jones	3	10	2	3	3	3	3	0	2	2	0	0
19	John Jones	3	10	2	3	3	3	3	0	2	2	0	0
20	John Jones	3	10	2	3	3	3	3	0	2	2	0	0
21	John Jones	3	10	2	3	3	3	3	0	2	2	0	0
22	John Jones	3	10	2	3	3	3	3	0	2	2	0	0
23	John Jones	3	10	2	3	3	3	3	0	2	2	0	0
24	John Jones	3	10	2	3	3	3	3	0	2	2	0	0
25	John Jones	3	10	2	3	3	3	3	0	2	2	0	0
26	John Jones	3	10	2	3	3	3	3	0	2	2	0	0
27	John Jones	3	10	2	3	3	3	3	0	2	2	0	0
28	John Jones	3	10	2	3	3	3	3	0	2	2	0	0
29	John Jones	3	10	2	3	3	3	3	0	2	2	0	0
30	John Jones	3	10	2	3	3	3	3	0	2	2	0	0
31	John Jones	3	10	2	3	3	3	3	0	2	2	0	0
32	John Jones	3	10	2	3	3	3	3	0	2	2	0	0
33	John Jones	3	10	2	3	3	3	3	0	2	2	0	0
34	John Jones	3	10	2	3	3	3	3	0	2	2	0	0
35	John Jones	3	10	2	3	3	3	3	0	2	2	0	0
36	John Jones	3	10	2	3	3	3	3	0	2	2	0	0
37	John Jones	3	10	2	3	3	3	3	0	2	2	0	0
38	John Jones	3	10	2	3	3	3	3	0	2	2	0	0
39	John Jones	3	10	2	3	3	3	3	0	2	2	0	0
40	John Jones	3	10	2	3	3	3	3	0	2	2	0	0
41	John Jones	3	10	2	3	3	3	3	0	2	2	0	0
42	John Jones	3	10	2	3	3	3	3	0	2	2	0	0
43	John Jones	3	10	2	3	3	3	3	0	2	2	0	0
44	John Jones	3	10	2	3	3	3	3	0	2	2	0	0
45	John Jones	3	10	2	3	3	3	3	0	2	2	0	0
46	John Jones	3	10	2	3	3	3	3	0	2	2	0	0
47	John Jones	3	10	2	3	3	3	3	0	2	2	0	0
48	John Jones	3	10	2	3	3	3	3	0	2	2	0	0
49	John Jones	3	10	2	3	3	3	3	0	2	2	0	0
50	John Jones	3	10	2	3	3	3	3	0	2	2	0	0
51	John Jones	3	10	2	3	3	3	3	0	2	2	0	0
52	John Jones	3	10	2	3	3	3	3	0	2	2	0	0
53	John Jones	3	10	2	3	3	3	3	0	2	2	0	0
54	John Jones	3	10	2	3	3	3	3	0	2	2	0	0
55	John Jones	3	10	2	3	3	3	3	0	2	2	0	0
56	John Jones	3	10	2	3	3	3	3	0	2	2	0	0
57	John Jones	3	10	2	3	3	3	3	0	2	2	0	0
58	John Jones	3	10	2	3	3	3	3	0	2	2	0	0
59	John Jones	3	10	2	3	3	3	3	0	2	2	0	0
60	John Jones	3	10	2	3	3	3	3	0	2	2	0	0
61	John Jones	3	10	2	3	3	3	3	0	2	2	0	0
62	John Jones	3	10	2	3	3	3	3	0	2	2	0	0
63	John Jones	3	10	2	3	3	3	3	0	2	2	0	0
64	John Jones	3	10	2	3	3	3	3	0	2	2	0	0
65	John Jones	3	10	2	3	3	3	3	0	2	2	0	0
66	John Jones	3	10	2	3	3	3	3	0	2	2	0	0
67	John Jones	3	10	2	3	3	3	3	0	2	2	0	0
68	John Jones	3	10	2	3	3	3	3	0	2	2	0	0
69	John Jones	3	10	2	3	3	3	3	0	2	2	0	0
70	John Jones	3	10	2	3	3	3	3	0	2	2	0	0
71	John Jones	3	10	2	3	3	3	3	0	2	2	0	0
72	John Jones	3	10	2	3	3	3	3	0	2	2	0	0
73	John Jones	3	10	2	3	3	3	3	0	2	2	0	0
74	John Jones	3	10	2	3	3	3	3	0	2	2	0	0
75	John Jones	3	10	2	3	3	3	3	0	2	2	0	0
76	John Jones	3	10	2	3	3	3	3	0	2	2	0	0
77	John Jones	3	10	2	3	3	3	3	0	2	2	0	0
78	John Jones	3	10	2	3	3	3	3	0	2	2	0	0
79	John Jones	3	10	2	3	3	3	3	0	2	2	0	0
80	John Jones	3	10	2	3	3	3	3	0	2	2	0	0
81	John Jones	3	10	2	3	3	3	3	0	2	2	0	0
82	John Jones	3	10	2	3	3	3	3	0	2	2	0	0
83	John Jones	3	10	2	3	3	3	3	0	2	2	0	0
84	John Jones	3	10	2	3	3	3	3	0	2	2	0	0
85	John Jones	3	10	2	3	3	3	3	0	2	2	0	0
86	John Jones	3	10	2	3	3	3	3	0	2	2	0	0
87	John Jones	3	10	2	3	3	3	3	0	2	2	0	0
88	John Jones	3	10	2	3	3	3	3	0	2	2	0	0
89	John Jones	3	10	2	3	3	3	3	0	2	2	0	0
90	John Jones	3	10	2	3	3	3	3	0	2	2	0	0
91	John Jones	3	10	2	3	3	3	3	0	2	2	0	0
92	John Jones	3	10	2	3	3	3	3	0	2	2	0	0
93	John Jones	3	10	2	3	3	3	3	0	2	2	0	0
94	John Jones	3	10	2	3	3	3	3	0	2	2	0	0
95	John Jones	3	10	2	3	3	3	3	0	2	2	0	0
96	John Jones	3	10	2	3	3	3	3	0	2	2	0	0
97	John Jones	3	10	2	3	3	3	3	0	2	2	0	0
98	John Jones	3	10	2	3	3	3	3	0	2	2	0	0
99	John Jones	3	10	2	3	3	3	3	0	2	2	0	0
100	John Jones	3	10	2	3	3	3	3	0	2	2	0	0

TEAM REBOUNDS (Included in Totals) 26 46 9 16 27 21 61 200 9 12 3 3

TOTALS 26 46 9 16 27 21 61 200 9 12 3 3

FG %: 1st Half .483 (14-29) 2nd Half .515 (12-23) Game .500 (26-46) Deadball Rebounds 3

OFFICIALS: Charles Smith, Martin Cooper, Tom Stinson

Technical Fouls: St. Joseph's 29 29 55

Attendance: 3,378

1985 NIT FIRST ROUND - VIRGINIA 56, WEST VIRGINIA 55

FINAL 1985 NATIONAL INVITATIONAL TOURNAMENT FIRST ROUND

OFFICIAL NCAA BASKETBALL BOX SCORE Date March 14, 1985 Site Morgantown, WV

VISITORS

No.	Player	FG	FGA	FT	FTA	REB	PF	TP	MIN	A	TO	BLK	S
20	Sheehy, Tom	4	9	0	0	3	4	8	27	1	3	0	0
4	Miller, Tim	4	12	8	9	9	2	16	28	1	2	0	1
24	Polymer, Olsen	2	7	4	5	10	3	8	31	0	5	0	0
21	Kennedy, Mel	3	8	0	1	3	0	6	31	2	3	1	0
15	Mullen, Tim	3	8	1	2	1	4	7	35	2	2	0	1
5	Calloway, Tom	0	1	2	2	0	1	2	9	0	1	0	0
51	Merrifield, Dan	0	0	2	2	1	1	2	4	0	0	0	0
20	Simms, Derrick	2	5	1	1	3	1	7	20	1	1	0	1

TEAM REBOUNDS (Included in Totals) 6

TOTALS 19 45 18 22 36 16 56 40 7 17 1 3

FG %: 1st Half .444 (15-34) 2nd Half .400 (4-10) Game .422 (19-45) Deadball Rebounds 1

HOME

No.	Player	FG	FGA	FT	FTA	REB	PF	TP	MIN	A	TO	BLK	S
24	Rome, Lester	5	14	3	4	7	4	13	40	2	1	2	1
20	Brown, Raymond	3	12	2	3	7	4	8	28	0	2	1	1
22	Pinkney, Darrell	3	4	0	0	9	4	6	30	0	2	0	1
21	Blaney, Dale	4	9	2	3	5	10	10	26	1	1	0	2
11	Harley, Holman	1	6	0	0	0	1	2	12	2	0	0	0
20	Jones, Aundrae	2	4	0	0	1	4	4	10	0	2	0	1
4	Odum, Yeshon	3	6	2	2	2	0	8	17	2	1	0	1
14	Crawley, J.S.	2	7	0	1	0	4	4	25	2	1	0	1
30	Schisch, Eric	0	1	0	0	0	0	0	9	0	0	0	0
20	Yearwood, Wayne	0	0	0	0	0	0	0	3	0	0	0	0

TEAM REBOUNDS (Included in Totals) 6

TOTALS 23 63 9 12 34 33 55 40 9 10 3 7

FG %: 1st Half .375 (12-32) 2nd Half .417 (11-26) Game .400 (23-58) Deadball Rebounds 2

OFFICIALS: Benji Koch, Peter Morgan, Dick Bator

Technical Fouls: Sheehy (WV)

Attendance: 7756

1985 NIT SECOND ROUND - VIRGINIA 68, ST. JOSEPH'S 61

MIT - SECOND ROUND

OFFICIAL NCAA BASKETBALL BOX SCORE Date March 14, 1985 Site CHARLESVILLE, VA

VISITORS (Last Name, First)

No.	Player	FG	FGA	FT	FTA	REB	PF	TP	MIN	A	TO	BLK	S
34	Muller, Greg	3	5	2	2	2	2	6	34	6	3	0	1
14	Lotenski, Bob	9	13	3	5	4	3	21	37	1	0	0	0
13	Blake, Bobby	2	2	1	3	1	4	5	32	2	3	0	1
11	Martin, Maurice R. (WV)	5	8	5	5	4	4	15	30	1	2	0	1
17	Aranda, Geoff	3	9	4	4	4	1	6	27	1	2	0	1
10	Slattery, Dan	4	6	2	2	2	2	8	19	1	0	0	1
14	Flint, James	0	2	0	2	1	3	0	7	0	0	0	0
14	Owens, James	0	1	0	1	1	1	0	14	0	0	0	0

TEAM REBOUNDS (Included in Totals) 22

TOTALS 26 46 9 16 27 21 6

1992 NIT FIRST ROUND - VIRGINIA 83, VILLANOVA 80

OFFICIAL NCAA BASKETBALL BOX SCORE. Date 3/19/92. Site DuPont Pavilion. VISITORS (Last name, first) (Indicate starters with an asterisk). No. VIRGINIA (16-13) vs VILLANOVA (9-15). Includes player stats for Virginia (Burrroughs, Bryant, Jeffries, etc.) and Villanova (Woodard, Dowdell, etc.).

1992 NIT SECOND ROUND - VIRGINIA 77, TENNESSEE 52

OFFICIAL NCAA BASKETBALL BOX SCORE. Date 3/23/92. Site CHARLOTTESVILLE. VISITORS (Last name, first) (Indicate starters with an asterisk). No. TENNESSEE (14-15) vs VIRGINIA (17-13). Includes player stats for Tennessee (Houston, Allen, etc.) and Virginia (Stith, Burrroughs, etc.).

1992 NIT QUARTERFINAL - VIRGINIA 76, NEW MEXICO 71

1992 NIT SEMIFINAL - VIRGINIA 62, FLORIDA 56

OFFICIAL NCAA BASKETBALL BOX SCORE. Date 3-23-92. Site Richmond Coliseum. VISITORS (Last name, first) (Indicate starters with an asterisk). No. NEW MEXICO (20-13) vs VIRGINIA (18-13). Includes player stats for New Mexico (Soyars, McQuinn, etc.) and Virginia (Burrroughs, Bryant, etc.).

OFFICIAL NCAA BASKETBALL BOX SCORE. Date 3-23-92. Site Richmond Coliseum. VISITORS (Last name, first) (Indicate starters with an asterisk). No. FLORIDA (20-13) vs VIRGINIA (18-13). Includes player stats for Florida (Burrroughs, Bryant, etc.) and Virginia (Burrroughs, Bryant, etc.).

1992 NIT FINAL - VIRGINIA 81, NOTRE DAME 76 OT

OFFICIAL NCAA BASKETBALL BOX SCORE 02-19-92 Charlottesville, VA
 Licensed To: University of Virginia

VISITORS: Georgetown 10-14

NO	PLAYER	PG	FGA	3P	BPA	FT	FTA	OR	DR	TOT	PF	PTS	A	TO	BLK	S	MIN	
21	Nat Durkin	F	3	7	1	2	2	0	2	2	3	5	6	2	0	2	34	
45	Lee Scruggs	F	8	18	1	3	0	0	0	0	0	0	0	0	0	0	44	
40	Jameel Watkins	C	2	2	0	0	0	0	0	0	0	0	0	0	0	0	5	
01	Demetrius Muctor	G	1	10	4	7	0	0	0	0	2	5	12	1	2	0	28	
12	Arvin Braswell	G	11	25	4	18	14	21	0	4	4	3	40	3	8	6	29	
21	Courtland Freeman	F	3	9	0	1	2	1	2	3	5	5	1	1	0	0	18	
50	Goran Hester	F	7	1	1	0	2	3	7	10	4	9	2	2	0	0	32	
32	Bhese Gibson	F	3	0	0	2	3	4	8	13	2	6	4	1	0	0	38	
05	Anthony Terry	F	1	8	2	3	2	4	0	2	2	4	12	0	0	0	31	
11	Trenton Hillier	F	0	0	0	0	0	0	0	0	0	0	0	0	0	0	1	
04	David Paulus	DNP-																
TEAM			6 7 9 0															
TOTALS			41	83	12	25	21	34	20	40	60	50	115	15	23	4	8	275
PG 1st (15/24)			44.1	2nd (16/33)		48.5	OT (10/16)		62.5	Game (41/83)			45.4	DEADBALL				
3PT 1st (5/11)			45.5	2nd (3/9)		33.3	OT (4/5)		80.0	Game (12/28)			48.0	REBOUNDS 8				
FT 1st (4/8)			50.0	2nd (3/8)		37.5	OT (14/18)		77.8	Game (21/34)			61.8					

HOME: Virginia 10-12

NO	PLAYER	PG	FGA	3P	BPA	FT	FTA	OR	DR	TOT	PF	PTS	A	TO	BLK	S	MIN	
31	Adam Hall	F	8	14	2	7	5	9	6	5	11	4	21	2	4	0	42	
30	Chris Williams	F	8	18	3	9	11	2	5	7	4	23	2	0	1	1	48	
35	Travis Watson	C	7	10	0	6	9	3	5	13	5	10	1	1	0	0	48	
13	Donald Hand	G	5	15	2	7	16	12	1	2	3	5	22	4	2	0	38	
21	Roger Mason, Jr.	G	1	7	0	2	5	3	2	0	2	4	5	1	0	0	22	
11	Maestric Mapp	F	1	11	0	3	1	2	2	0	2	1	3	3	2	0	25	
12	Kaiti Pfohl	F	1	2	1	2	0	0	0	0	0	1	1	1	0	1	14	
04	Stephans Dondan	F	3	6	0	0	0	0	1	2	3	3	0	0	0	0	21	
52	Collin Durbarne	F	4	0	0	0	1	2	3	2	6	0	1	0	1	1	11	
24	Willie Oersub	F	1	1	0	0	0	0	0	0	0	0	2	1	0	0	5	
05	Jason Dowling	DNP-																
22	Josh Bane	USP-																
30	Jason Rogers	DNP-																
32	Cade Leach	DNP-																
TEAM			8 20 31 27 22 26 48 29 111 15 17 3 11 275															
TOTALS			86	88	8	20	31	27	22	26	48	29	111	15	17	3	11	275
PG 1st (19/37)			51.4	2nd (8/27)		29.6	OT (9/24)		37.5	Game (36/84)			48.3	UNREBOUND				
3PT 1st (2/16)			20.0	2nd (4/10)		40.0	OT (4/5)		80.0	Game (8/28)			27.6	REBOUNDS 6				
FT 1st (8/11)			72.7	2nd (9/10)		90.0	OT (14/20)		70.0	Game (31/47)			66.0					

Attendance: 8,251

OFFICIALS: George Watt (Georgetown), Glenn Meyborg (Virginia), Terry Murphy

TECHNICAL FOULS: Georgetown (2), Virginia (1)

POINTS OFF TURNOVERS: Virginia 20, Georgetown 20

SHOOT CHANCE POINTS: Virginia 22, Georgetown 22

Watkins (10) fouls out at 4:47 (2nd)

Hunter (10) fouls out at 3:49 (2nd)

Freeman (10) fouls out at 3:12 (2nd)

Hand (13) fouls out at 1:48 (2nd OT)

Watson (15) fouls out at 1:42 (3rd OT)

2000 NIT FIRST ROUND - GEORGETOWN 115, VIRGINIA 111 3OT

OFFICIAL NCAA BASKETBALL BOX SCORE 02-19-00 Charlottesville, VA
 Licensed To: University of Virginia

VISITORS: Brown 17-12

NO	PLAYER	PG	FGA	3P	BPA	FT	FTA	OR	DR	TOT	PF	PTS	A	TO	BLK	S	MIN	
04	Powers, Patrick	F	6	12	2	5	0	0	2	4	6	4	18	2	1	0	31	
34	Muallilitia, Alavaava	F	4	7	0	0	0	2	2	3	0	3	2	10	0	0	19	
15	Russcoe, Luke	C	0	2	0	0	0	0	0	0	0	0	0	1	0	0	10	
21	Forbes, Jason	G	6	15	0	0	2	3	0	0	0	0	0	1	1	0	40	
33	Hunt, Earl	G	5	13	1	5	0	0	0	0	0	5	1	1	1	0	38	
03	Ballley, Harold	F	2	5	0	0	0	1	2	3	3	4	1	0	0	1	14	
05	King, G. James	F	3	9	0	0	2	3	2	1	3	2	8	0	0	0	20	
35	Kilburn, James	F	4	6	0	1	0	0	4	1	5	5	8	1	1	0	28	
TEAM			1 1 2															
TOTALS			32	69	3	16	6	8	13	15	28	20	73	13	14	1	10	200
TOTAL FG 1st Half: 18-34			52.9%	2nd Half: 14-35			40.0%	Game: 46.4%		DEADBALL								
3-PT FG 1st Half: 3-8			37.5%	2nd Half: 0-8			0.0%	Game: 18.8%		REBS								
F Throw 1st Half: 1-2			50.0%	2nd Half: 5-6			83.3%	Game: 75.0%		2.1								

HOME TEAM: Virginia (16-15)

NO	PLAYER	PG	FGA	3P	BPA	FT	FTA	OR	DR	TOT	PF	PTS	A	TO	BLK	S	MIN	
34	Clark, Jason	F	2	4	0	0	2	1	1	2	1	6	3	3	1	0	22	
23	Watson, Travis	F	11	16	1	3	6	3	9	12	3	29	2	3	3	1	32	
04	Vander Laan, Nick	C	5	7	0	0	3	7	4	5	9	2	13	2	2	0	20	
22	Billet, Todd	G	3	6	3	6	0	0	0	0	0	1	9	5	1	0	35	
33	Smith, Devin	G	6	11	2	6	0	1	4	4	0	14	2	3	0	1	34	
11	Maceo, Maestric	C	0	2	0	2	0	0	0	0	0	0	0	0	0	0	14	
12	Campbell, Billy	F	1	1	1	0	0	0	1	1	3	3	1	2	0	0	10	
15	Lodge, Robert	C	0	0	0	0	0	0	0	0	0	0	0	0	0	0	1	
24	Harper, Jermaine	F	3	5	1	2	2	3	3	3	2	9	4	3	0	1	23	
42	Brown, Elton	F	1	3	0	1	2	4	2	1	3	3	4	0	1	0	8	
44	Marshall-Edge, Greg	F	0	0	0	0	0	0	0	0	0	0	0	0	0	0	1	
TEAM			1 1 1															
TOTALS			32	55	8	21	17	25	11	24	35	15	89	19	18	6	5	200
TOTAL FG 1st Half: 17-29			58.6%	2nd Half: 15-26			57.7%	Game: 58.2%		DEADBALL								
3-PT FG 1st Half: 4-9			44.4%	2nd Half: 4-12			33.3%	Game: 38.1%		REBS								
F Throw 1st Half: 6-11			54.5%	2nd Half: 11-14			78.6%	Game: 69.0%		4								

OFFICIALS: Bernard Clinton, Dwayne Gladden, Bobby Pennington

Technical Fouls: Brown None, Virginia None

Attendance: 4842

Score by Periods: 1st 2nd Total

Brown: 40 33 - 73

Virginia: 44 45 - 89

Game Going National Invitation Tournament - First Round

Kilburn (10) fouls out at 2:41 (1st)

Points in the paint-BU 50, VA 46. Points off turnovers-BU 16, VA 19.

2nd chance points-BU 16, VA 16. Fast break points-BU 4, VA 8.

Bench points-BU 20, VA 18. Score tied-0 times. Lead changed-0 times.

Last 10-20 2nd-0:11, VA 2nd-0:40.

2002 NIT FIRST ROUND - SOUTH CAROLINA 74, VIRGINIA 67

OFFICIAL NCAA BASKETBALL BOX SCORE 3/13/02 University Hall Charlottesville, VA

VISITORS: South Carolina (19-14)

NO	PLAYER	PG	FGA	3P	BPA	FT	FTA	OR	DR	TOT	PF	PTS	A	TO	BLK	S	MIN	
1	Chuck Mason	F	3	6	0	1	0	0	2	2	3	5	6	2	0	2	34	
5	Rolando Howell	F	11	17	0	0	2	7	3	5	8	2	24	1	0	1	36	
6	Tory Kitchinas	C	4	8	0	0	2	2	6	7	13	1	10	3	3	0	28	
5	Aaron Lucas	G	5	8	0	2	6	8	0	1	1	1	16	5	0	0	37	
0	Jameel Bradley	G	5	12	4	11	0	0	1	1	2	1	14	2	4	0	33	
2	Marius Petravicius	F	1	2	0	0	0	0	1	2	3	2	2	0	0	0	7	
3	Chris Warren	F	0	0	0	0	0	0	0	0	0	0	0	0	0	0	2	
5	Carlos Powell	F	1	5	0	1	0	0	0	1	1	0	2	0	0	0	9	
0	Michael Boynton	F	0	0	0	0	0	0	0	0	0	0	0	0	0	0	14	
4	Ivan Howell	DNP-																
1	Greg Taylor	DNP-																
5	Jon Lenz	DNP-																
3	Issa Kears	DNP-																
4	John Chappell	DNP-																
TEAM			1 1 2 0 0															
TOTALS			30	58	4	15	10	17	12	20	32	15	74	19	11	4	5	200
1st (13/30)			43.3%	2nd (17/28)			60.7%	OT		GAME (30/58)			51.7%	DEADBALL				
3PT 1st (1/8)			12.5%	2nd (3/7)			42.9%	OT		GAME (4/15)			26.7%	REBOUNDS 2				
FT 1st (0/3)			0.0%	2nd (10/17)			58.8%	OT		GAME (10/17)			58.8%					

HOME: Virginia (17-12)

NO	PLAYER	PG	FGA	3P	BPA	FT	FTA	OR	DR	TOT	PF
----	--------	----	-----	----	-----	----	-----	----	----	-----	----

2003 NIT SECOND ROUND - ST. JOHN'S 73, VIRGINIA 63

OFFICIAL BASKETBALL BOX SCORE -- GAME TOTALS -- Virginia Cavaliers vs SJU 03/24/03 7:50 p.m. at Alumni Hall, Jamaica, N.Y. VISITORS: Virginia Cavaliers 16-16

HOME TEAM: SJU 18-13. Includes player stats for Anthony Glover, Kyle Cliffe, Grady Reynolds, etc. and game totals.

Officials: Bob Donato, Carl Hess, Jim Haney. Technical fouls: Virginia Cavaliers - none, SJU - none. Attendance: 3,435.

2004 NIT FIRST ROUND - VIRGINIA 79, GEO. WASHINGTON 66

Official Basketball Box Score -- GAME TOTALS -- FINAL STATISTICS George Washington vs Virginia 03/17/04 7:00 PM at University Hall, Charlottesville, VA VISITORS: George Washington (18-12)

HOME TEAM: Virginia (16-12). Includes player stats for Jason Jackson, Brock Elton, etc. and game totals.

Officials: Tom Lopes, Jeff Clark, Mike Stephens. Technical fouls: George Washington-None, Virginia-None. Attendance: 6512.

2004 NIT SECOND ROUND - VILLANOVA 73, VIRGINIA 63

OFFICIAL BASKETBALL BOX SCORE -- GAME TOTALS -- Virginia Cavaliers vs Villanova Wildcats 03/20/04 11:00 am at The Pavilion - Villanova, Pa. NIT VISITORS: Virginia Cavaliers 18-13

HOME TEAM: Villanova Wildcats 18-16. Includes player stats for Sumpter, Curtis, Frasher, etc. and game totals.

Officials: Raymond Lyons, Harry George, Earl Walton. Technical fouls: Virginia Cavaliers - CLARK, Jason(1), Villanova Wildcats - RAY, Allan(1).

2006 NIT FIRST ROUND - STANFORD 65, VIRGINIA 49

Official Basketball Box Score -- GAME TOTALS -- FINAL STATISTICS Virginia vs Stanford Cardinal 3/14/06 6:30 pm at Maples Pavilion VISITORS: Virginia 15-15

HOME TEAM: Stanford Cardinal 16-13. Includes player stats for Bryce Hask, Wang, etc. and game totals.

Officials: Kelly Self, Terry Davis, Bo Borowski. Technical fouls: Virginia-None, Stanford Cardinal-None. Attendance: 2519.

2013 NIT FIRST ROUND - VIRGINIA 67, NORFOLK STATE 56

Official Basketball Box Score - Game Totals - Final Statistics
 Norfolk State vs Virginia
 03/19/13 9 p.m. at Charlottesville, Va. (JPJA)

Norfolk State 56 • 21-12

#	Player	Total			3-Ptr			Rebounds			PF	TP	A	TO	Bk	Stl	Min
		FG	FGA	FT	FTA	Off	Def	Total	FG	FGA							
01	Johnson, Rob	f	6-15	3-7	4-5	1	12	13	2	19	1	2	0	0	0	38	
23	Goode, Brandon	c	1-2	0-0	0-0	1	4	5	4	2	1	2	1	0	16		
03	Fuentes, Jamal	g	1-3	0-0	0-0	1	1	2	1	2	1	4	0	3	30		
11	Williams, Pendarvis	g	4-16	3-7	5-5	0	3	3	5	16	1	1	0	1	33		
25	Hawkins, Malcolm	g	2-8	0-2	5-10	3	2	5	5	9	0	3	0	2	28		
04	Phelps, Marse	g	0-4	0-0	2-2	0	1	1	4	2	2	4	1	1	17		
22	Brown, Kris	g	0-1	0-0	0-0	0	1	1	3	0	0	0	0	0	13		
35	Gaston, Rashid	g	0-3	0-0	6-6	4	0	4	3	6	0	2	1	0	25		
46	Rogers, AJ	g	0-0	0-0	0-0	0	0	0	0	0	0	0	0	0	0+		
Team						2	0	2									
Totals			14-52	6-16	22-28	12	24	36	27	56	6	18	3	7	200		

FG % 1st Half: 5-27 18.5% 2nd half: 9-25 36.0% Game: 14-52 26.9%
 3FG % 1st Half: 3-11 27.3% 2nd half: 3-5 60.0% Game: 6-16 37.5%
 FT % 1st Half: 3-4 75.0% 2nd half: 19-24 79.2% Game: 22-28 78.6%

Deadball Rebounds 4

Virginia 67 • 22-11

#	Player	Total			3-Ptr			Rebounds			PF	TP	A	TO	Bk	Stl	Min
		FG	FGA	FT	FTA	Off	Def	Total	FG	FGA							
23	Justin Anderson	f	4-8	0-1	7-9	2	3	5	3	15	4	3	1	1	30		
25	Akil Mitchell	f	5-11	0-0	5-11	4	7	11	3	15	1	5	0	2	30		
01	Jontel Evans	g	3-4	0-0	0-0	0	0	0	2	6	3	0	4	29			
02	Paul Jaspersen	g	0-3	0-2	0-0	0	2	2	2	0	0	1	1	0	21		
12	Joe Harris	g	4-7	2-5	2-5	0	6	6	4	12	2	4	0	2	36		
04	Taylor Barnette	g	0-1	0-1	0-0	0	0	0	0	0	0	0	0	3			
05	Teven Jones	g	2-2	2-2	1-2	0	1	1	0	7	0	0	0	0	11		
10	Mike Tobey	g	1-2	0-0	3-4	1	2	3	0	5	0	0	0	0	10		
11	Evan Nolte	g	1-3	1-2	4-6	1	4	5	5	7	2	0	1	1	24		
32	Darion Atkins	g	0-1	0-0	0-0	0	1	1	1	0	0	0	0	0	6		
Team						1	2	3									
Totals			20-42	5-13	22-37	9	28	37	20	67	12	17	3	10	200		

FG % 1st Half: 10-23 43.5% 2nd half: 10-19 52.6% Game: 20-42 47.6%
 3FG % 1st Half: 3-7 42.9% 2nd half: 2-6 33.3% Game: 5-13 38.5%
 FT % 1st Half: 3-8 37.5% 2nd half: 19-29 65.5% Game: 22-37 59.5%

Deadball Rebounds 4

Officials: Earl Walton, Tim Comer, Clarence Armstrong
 Technical fouls: Norfolk State-None. Virginia-None.

Attendance: 4791
 2013 NIT First Round
 NSU Hawkins fouled out 3:11(11)
 UVA Nolte fouled out 38:30(1)
 NSU Williams fouled out 9:6(1)

Score by periods	1st	2nd	Total
Norfolk State	16	40	56
Virginia	26	41	67

2013 NIT SECOND ROUND - VIRGINIA 68, ST. JOHN'S 50

Official Basketball Box Score - Game Totals - Final Statistics
 St. John's vs Virginia
 03/24/13 11 a.m. at Charlottesville, Va. (JPJA)

St. John's 50 • 17-16

#	Player	Total			3-Ptr			Rebounds			PF	TP	A	TO	Bk	Stl	Min
		FG	FGA	FT	FTA	Off	Def	Total	FG	FGA							
12	Obekpa, Chris	f	2-4	0-0	0-0	3	7	10	5	4	0	3	2	2	32		
14	Sampson, Jakarr	f	6-15	0-0	2-2	2	4	6	4	14	0	1	0	1	27		
00	Branch, Jamal	g	0-5	0-2	2-4	1	4	5	1	2	2	2	0	1	15		
01	Greene Iv, Phil	g	8-18	1-6	1-1	0	0	0	3	18	1	0	0	0	36		
15	Pointer, Sir'Dominic	g	2-7	0-2	0-0	1	4	5	4	4	3	0	5	31			
02	Bourgault, Marco	g	0-2	0-2	0-1	1	0	1	1	0	0	1	0	0	11		
04	Jones, Christian	g	0-2	0-0	0-0	0	0	0	0	0	0	0	0	0	6		
22	Garrett, Amir	g	3-8	1-3	1-2	4	1	5	2	8	0	3	0	1	22		
23	Lipscomb, David	g	0-1	0-1	0-0	0	0	0	2	0	0	1	0	0	15		
30	White, Jamal	g	0-0	0-0	0-0	0	0	0	0	0	0	0	0	0	3		
35	Ndiaye, Khadin	g	0-0	0-0	0-0	0	0	0	0	0	0	0	0	0	1		
40	Sealy, Sam	g	0-0	0-0	0-0	0	0	0	0	0	0	0	0	0	1		
Team						3	0	3									
Totals			21-62	2-16	6-10	15	20	35	22	50	7	14	2	10	200		

FG % 1st Half: 9-28 32.1% 2nd half: 12-34 35.3% Game: 21-62 33.9%
 3FG % 1st Half: 1-7 14.3% 2nd half: 1-9 11.1% Game: 2-16 12.5%
 FT % 1st Half: 2-4 50.0% 2nd half: 4-6 66.7% Game: 6-16 60.0%

Deadball Rebounds 8

Virginia 68 • 23-11

#	Player	Total			3-Ptr			Rebounds			PF	TP	A	TO	Bk	Stl	Min
		FG	FGA	FT	FTA	Off	Def	Total	FG	FGA							
25	Akil Mitchell	f	5-5	0-0	1-2	3	6	9	0	11	0	5	0	1	25		
01	Jontel Evans	g	2-3	0-0	0-0	0	4	4	1	4	5	4	0	2	33		
02	Paul Jaspersen	g	0-4	0-3	0-0	0	1	1	0	0	0	0	0	1	15		
12	Joe Harris	g	2-7	0-2	3-6	0	5	5	2	7	4	0	0	1	33		
23	Justin Anderson	g	4-8	1-2	9-10	1	1	2	1	18	4	1	3	0	32		
00	Doug Browman	g	0-0	0-0	0-0	0	0	0	0	0	0	0	0	0	1		
04	Taylor Barnette	g	5-7	3-5	0-0	0	2	2	13	2	0	1	0	13			
05	Teven Jones	g	1-2	1-2	2-2	0	0	0	3	5	1	1	0	0	13		
10	Mike Tobey	g	5-6	0-0	0-0	1	2	3	1	10	1	0	1	0	15		
11	Evan Nolte	g	0-2	0-1	0-0	1	2	3	2	0	2	1	0	1	18		
24	Caid Kirven	g	0-0	0-0	0-0	0	0	0	0	0	0	0	0	0	1		
30	Thomas Rogers	g	0-0	0-0	0-0	0	0	0	1	0	0	0	0	0	1		
Team						0	4	4									
Totals			24-44	5-15	15-24	6	27	33	13	68	19	12	5	6	200		

FG % 1st Half: 11-19 57.9% 2nd half: 13-25 52.0% Game: 24-44 54.5%
 3FG % 1st Half: 3-8 37.5% 2nd half: 2-7 28.6% Game: 5-15 33.3%
 FT % 1st Half: 7-12 58.3% 2nd half: 8-12 66.7% Game: 15-24 62.5%

Deadball Rebounds 8

Officials: Ron Groover, Lee Cassell, Terry Moore
 Technical fouls: St. John's-None. Virginia-None.

Attendance: 8457
 NIT Second Round
 SJU: Obekpa fouled out at 3:41 (10)

Score by periods	1st	2nd	Total
St. John's	21	29	50
Virginia	32	36	68

2013 NIT QUARTERFINAL - IOWA 75, VIRGINIA 64

Official Basketball Box Score - Game Totals - Final Statistics
 Iowa vs Virginia
 03/27/13 7 p.m. at Charlottesville, Va. (JPJA)

Iowa 75 • 24-12

#	Player	Total			3-Ptr			Rebounds			PF	TP	A	TO	Bk	Stl	Min
		FG	FGA	FT	FTA	Off	Def	Total	FG	FGA							
01	Basabe, Melsahn	f	0-3	0-0	0-0	0	2	2	1	0	1	0	1	0	16		
25	May, Eric	f	3-6	2-2	0-0	0	2	2	3	8	1	0	0	0	33		
30	White, Aaron	f	1-6	0-3	4-4	2	3	5	1	6	0	2	0	1	30		
34	Woodbury, Adam	c	5-7	0-0	0-0	3	5	8	4	10	2	2	0	0	26		
04	Marble, Roy Devyn	g	8-16	1-5	7-7	1	2	3	1	24	5	2	1	3	36		
00	Olaseni, Gabriel	g	0-1	0-0	0-0	0	1	1	0	0	1	0	0	0	7		
02	Ogdenby, Josh	g	1-1	1-1	0-0	0	0	0	1	3	0	1	0	1	10		
05	Clemmons, Anthony	g	1-2	1-2	4-4	0	4	4	1	7	2	2	1	0	19		
10	Gessell, Mike	g	3-5	1-2	0-0	0	1	1	0	7	1	1	0	2	8		
15	McCabe, Zach	g	4-6	2-2	0-0	1	2	3	4	10	2	4	0	1	15		
Team						3	2	5									
Totals			26-53	8-17	15-15	10	24	34	17	75	14	15	3	8	200		

FG % 1st Half: 13-28 46.4% 2nd half: 13-25 52.0% Game: 26-53 49.1%
 3FG % 1st Half: 4-9 44.4% 2nd half: 4-8 50.0% Game: 8-17 47.1%
 FT % 1st Half: 1-1 100.0 2nd half: 14-14 100.0 Game: 15-15 100.0

Deadball Rebounds 0

Virginia 64 • 23-12

#	Player	Total			3-Ptr			Rebounds			PF	TP	A	TO	Bk	Stl	Min
		FG	FGA	FT	FTA	Off	Def	Total	FG	FGA							
25	Akil Mitchell	f	2-6	0-0	5-6</												

2022 NIT SECOND ROUND - VIRGINIA 71, NORTH TEXAS 69 OT



Official Basketball Box Score - Final
Virginia at North Texas
 03/20/22 Super Plt, Denton
 2021-22 Men's Basketball

Game Time: 5:00 PM
 Game Duration: 2:20
 Attendance: 4,866

Officials: Ken Burdette, Darron George, Randy Richardson

Virginia - 71 Record: 21-13

NO.	Name	Min	FG		3P		FT		Rebounds		Fouls		TP	AS	TO	ST	Blocks		+/-	
			M-A	M-A	M-A	M-A	OR	DR	PF	FD	OR	DR					BS	BA		
1	Jayden Gardner	F 37:55	7-17	0-0	3-4	1	2	3	4	3	17	2	1	1	1	0	0	0	5	
22	Francisco Caffaro	C 20:14	0-1	0-0	1-4	2	1	3	5	2	1	0	1	0	0	0	0	0	10	
0	Kihe Clark	G 44:20	4-11	2-7	1-2	0	3	3	0	3	11	4	1	3	0	1	2			
2	Reece Beekman	G 45:00	6-9	1-1	0-1	2	5	7	1	2	13	9	1	3	0	1	2			
4	Armaan Franklin	G 26:17	5-8	5-7	2-2	0	1	1	1	2	17	0	1	0	0	0	0	-13		
23	Kody Stattmann	34:42	3-6	1-2	2-4	2	8	10	1	3	9	0	0	0	1	1	6			
21	Kadin Shedrick	10:55	1-2	0-0	1-2	0	0	0	5	1	3	0	0	0	0	0	0	-5		
10	Taine Murray	02:13	0-0	0-0	0-0	0	0	0	0	0	0	0	0	0	0	0	0	-1		
11	Malachi Poindexter	03:24	0-0	0-0	0-0	0	0	0	0	1	0	0	0	0	0	0	0	2		
Team																				
Totals			26:54	9:17	10:19	9	22	31	17	17	71	15	6	7	1	3	2			

Shooting By Period

1st FG%	10-22	45.5%
3PT%	1-5	20.0%
FT%	5-9	55.6%
2nd FG%	11-24	45.8%
3PT%	5-8	62.5%
FT%	2-4	50%
OT FG%	5-8	62.5%
3PT%	3-4	75.0%
FT%	3-6	50%
GM FG%	26-54	48.1%
3PT%	9-17	52.9%
FT%	10-19	52.6%

Technical Fouls: Caffaro 1st OT 2:31

Dead Ball Rebounds: 5, 0

North Texas - 69 Record: 25-7

NO.	Name	Min	FG		3P		FT		Rebounds		Fouls		TP	AS	TO	ST	Blocks		+/-	
			M-A	M-A	M-A	M-A	OR	DR	PF	FD	OR	DR					BS	BA		
4	Thomas Bell	F 45:00	5-13	0-2	2-3	4	8	12	4	7	12	6	3	0	0	0	0	0	-2	
33	Abou Ousmane	F 29:45	6-10	0-0	4-5	1	3	4	5	4	16	0	1	1	1	0	0	0	-4	
1	Mardrez McBride	G 45:00	7-15	6-11	1-2	0	0	0	0	1	21	0	1	0	2	0	0	-2		
5	Tylor Perry	G 44:48	5-13	2-7	4-4	0	4	4	2	4	16	2	4	1	0	0	0	-2		
11	JJ Murray	G 41:05	0-3	0-2	0-0	1	3	4	3	0	0	5	1	0	0	1	0	-2		
2	Aaron Scott	13:43	1-1	0-0	0-0	1	3	4	3	0	2	0	1	0	0	0	0	0		
23	Matthew Stone	05:39	1-1	0-0	0-0	2	0	2	0	0	2	0	0	0	0	0	0	0		
Team																				
Totals			25:56	8:22	11:14	12	23	35	17	16	69	13	11	2	3	1	2			

Shooting By Period

1st FG%	10-26	38.2%
3PT%	2-9	22.2%
FT%	2-3	66.7%
2nd FG%	11-20	55.0%
3PT%	4-8	50.0%
FT%	5-6	83.3%
OT FG%	4-10	40.0%
3PT%	2-5	40.0%
FT%	4-5	80%
GM FG%	25-56	44.6%
3PT%	8-22	36.4%
FT%	11-14	78.6%

Technical Fouls: NONE

Dead Ball Rebounds: 0, 0

	UVA		UNT	Points from	UVA	UNT	Period by Period Scoring				
	1st	2nd					1st	2nd	OT1	TOT	
Biggest lead	10 (2nd 17:01)	7 (1st 12:53)		Turnovers	17	8					
Best Scoring Run	10 (2nd 17:01)	7 (1st 14:27)		Paint	22	32					
Lead Changes	2			Second Chance	10	14					
Times Tied	6			Fast Breaks	12	10					
Time with Lead	25:14	11:54		Bench	12	4					

2022 NIT QUARTERFINAL - ST. BONAVENTURE 52, VIRGINIA 51



Official Basketball Box Score - Final
St. Bonaventure at Virginia
 03/22/22 John Paul Jones Arena, Charlottesville
 Virginia vs St. Bonaventure Men's Basketball NIT Quarterfinals

Game Time: 7:00 PM
 Game Duration: 1:50
 Attendance: 6,629

Officials: Antinio, Ken Burdett, Owen Shortt

St. Bonaventure - 52 Record: 23-9

NO.	Name	Min	FG		3P		FT		Rebounds		Fouls		TP	AS	TO	ST	Blocks		+/-	
			M-A	M-A	M-A	M-A	OR	DR	PF	FD	OR	DR					BS	BA		
33	Jalen Adaway	F 40:00	4-11	1-3	0-0	1	1	2	2	2	9	1	0	0	0	0	1	1		
21	Osun Osunniyi	C 27:38	3-5	0-0	4-4	2	4	6	4	3	10	1	4	0	4	0	0	-8		
0	Kyle Lofton	G 40:00	3-10	0-3	3-3	0	5	5	3	2	9	5	2	3	0	1	1			
1	Dominick Welch	G 40:00	4-12	2-7	0-0	1	9	10	1	0	10	2	1	1	0	0	1			
5	Jaren Holmes	G 40:00	4-12	0-2	2-2	0	5	5	1	4	10	0	0	0	0	0	1			
12	Abdoul Karim Coulibaly	12:22	2-4	0-0	0-0	2	3	5	1	0	4	0	0	1	1	0	0			
Team																				
Totals			20:54	3:15	9:9	7	27	34	12	11	52	9	7	5	5	2	1			

Technical Fouls: NONE

Dead Ball Rebounds: 0, 0

Virginia - 51 Record: 21-14

NO.	Name	Min	FG		3P		FT		Rebounds		Fouls		TP	AS	TO	ST	Blocks		+/-	
			M-A	M-A	M-A	M-A	OR	DR	PF	FD	OR	DR					BS	BA		
1	Jayden Gardner	F 37:33	7-15	0-0	0-1	3	2	5	0	3	14	0	0	0	0	0	1	-3		
21	Kadin Shedrick	F 27:32	3-4	0-0	2-2	2	7	9	2	2	8	0	2	1	2	0	0	8		
0	Kihe Clark	G 40:00	0-7	0-4	2-2	0	1	1	0	2	2	6	2	0	0	2	-1			
2	Reece Beekman	G 36:01	3-6	0-1	0-0	0	6	6	5	0	6	6	4	0	0	0	0	5		
4	Armaan Franklin	G 28:38	5-11	5-11	2-3	0	6	6	4	3	17	0	1	0	0	0	0			
22	Francisco Caffaro	12:28	2-3	0-0	0-0	1	3	4	0	1	4	0	0	0	0	1	-9			
23	Kody Stattmann	15:27	0-7	0-3	0-0	1	2	0	0	1	0	1	0	1	0	1	-10			
11	Malachi Poindexter	02:21	0-0	0-0	0-0	0	0	0	0	0	0	0	0	0	0	0	0			
Team																				
Totals			20:53	5:19	6:8	8	27	35	11	12	51	13	9	2	2	5	-1			

Technical Fouls: NONE

	SBU		UVA	Points from	SBU	UVA	Period by Period Scoring			
	1st	2nd					1st	2nd	TOT	
Biggest lead	6 (1st 1:48)	5 (2nd 14:49)		Turnovers	6	7				
Best Scoring Run	7 (2nd 6:12)	8 (2nd 2:59)		Paint	28	20				
Lead Changes	8			Second Chance	8	8				
Times Tied	4			Fast Breaks	11	0				
Time with Lead	18:05	19:17		Bench	4	4				

THE LAST TIME

VIRGINIA INDIVIDUALS

- **Scored 30 points:** Kyle Guy vs. Marshall (12/31/18)
- **Scored 40 points:** Sean Singletary (41) at Miami (3/1/08)
- **Two players with 20 points:** Jay Huff (21) and Sam Hauser (21) vs. Syracuse (1/25/21)
- **Three players with 20 points:** Chris Williams (27), Roger Mason, Jr. (22) and Donald Hand (20) vs. Duke (1/5/00)
- **Four players with 20 points:** Chris Williams (23), Donald Hand (22), Adam Hall (21) and Travis Watson (20) vs. Georgetown (3/15/00)
- **A player with back-to-back 25-point games:** Joe Harris, 26 vs. Virginia Tech (2/12/13), 27 at North Carolina (2/16/13)
- **One player scored in double figures:** Jayden Gardner (17) vs. North Carolina (3/10/22)
- **No players scored in double figures:** vs. Florida (3/18/17)
- **Five players scored in double figures:** Sam Hauser (14), Tomas Woldetensae (14), Trey Murphy III (13), Kihei Clark (12), Jay Huff (12) at Clemson (1/16/21)
- **Six players scored in double figures:** Sean Singletary (27), Adrian Joseph (13), Jamil Tucker (13), Mamadi Diane (12), Calvin Baker (11) and Laurynas Mikaluskas (11) vs. Maryland (3/9/08)
- **Seven players scored in double figures:** Cornel Parker (20), Junior Burrough (15), Ted Jeffries (14), Cory Alexander (13), Jason Williford (12), Yuri Barnes (11) and Doug Smith (11) vs. Clemson (1/13/93)
- **Had 15 rebounds:** Mike Tobey (16) vs. Tennessee State (11/25/14)
- **Had 20 rebounds:** Mike Tobey (20) vs. Louisville (3/5/16)
- **Had 25 rebounds:** Bob Mortell (25) vs. Washington & Lee (2/27/60)
- **Two players with 10 rebounds:** Francisco Caffaro (12) and Jayden Gardner (10) at Notre Dame (1/29/22)
- **Three players with 10 rebounds:** Jay Huff (12), Kihei Clark (11) and Braxton Key (10) at Syracuse (11/6/19)
- **Double-Double:** Reece Beekman (15 points, 12 rebounds, 5 assists, 5 steals) at Louisville (3/5/22)
- **Two players had a double-double:** Jayden Gardner (22 points, 10 rebounds) and Francisco Caffaro (11 points and 12 rebounds) at Notre Dame (1/29/22)
- **Three players had a double-double:** Jason Williford (10 pts, 15 rebs), Ted Jeffries (23 pts, 10 rebs), and Cornel Parker (11 pts, 11 rebs) at William & Mary (1/25/93)
- **Double-Double with points and assists:** Ty Jerome (15 points, 11 assists) at North Carolina (2/11/19)
- **Triple-Double:** Ralph Sampson (15 pts, 22 rebs, 10 blks) vs. Old Dominion (12/29/79)
- **Three Double-Doubles in a row:** Sam Hauser [3] (13 pts, 10 rebs) at Notre Dame (12/30/20), (16 pts, 11 rebs) vs. Wake Forest (1/6/21), (17 pts, 10 rebs) at Boston College (1/9/21)
- **Four Double-Doubles in a row:** Mike Scott [5] (27 pts, 15 rebs) vs. Oklahoma (11/23/10), (16 pts, 10 rebs) vs. Wichita State (11/24/10), (17 pts, 12 rebs) at Minnesota (11/29/10), (21 pts, 13 rebs) at Virginia Tech (12/5/10), (10 pts, 13 rebs) vs. Radford (12/7/10)
- **20 points and 20 rebounds:** Travis Watson (21 points, 20 rebounds) vs. Wofford (1/2/03)
- **20 points and 10 rebounds:** Jayden Gardner (22 points, 10 rebounds) at Notre Dame (1/29/22)
- **13 assists:** Kihei Clark (13) vs. Navy (12/29/19)
- **11 assists:** Reece Beekman (11) vs. Louisville (1/24/22)
- **10 assists:** Reece Beekman (10) vs. Miami (2/5/22)
- **5 blocked Shots:** Kadin Shedrick (6) vs. Clemson (12/22/21)
- **5 steals:** Reece Beekman (5) at Louisville (3/5/22)
- **Led UVA in points, rebounds and assists:** Sam Hauser (15 points, 9 rebounds, 3 assists) vs. Ohio (3/20/21)
- **Hit a last second shot to win a game:** Reece Beekman at Duke (2/7/22) [3-pointer with 1.1 seconds remaining]
- **Played more than 40 minutes:** Reece Beekman (45) at North Texas (3/20/22)
- **Played 40 minutes:** Kihei Clark (40), vs. St. Bonaventure (3/22/22)

VIRGINIA TEAM

- **Won in Overtime:** 71-69 at North Texas (3/20/22)
- **Lost in Overtime:** 63-55 vs. Syracuse (1/11/20)
- **Played Two Overtimes:** at Virginia Tech, 80-78 2 OT (2/12/17)
- **Played Three Overtimes:** vs. Georgetown, L 115-111 (3/15/00)
- **Shot 70 percent for a half:** 70.4% (19-27) vs. Austin Peay - 1st Half (11/13/17)
- **Shot 60 percent in a game:** 60% (30-50) vs. Miami (2/5/22)
- **Shot less than 30 percent in a game:** 29.5% (13-44) vs. VCU (12/9/18)
- **Shot 100 percent from the free throw line:** 100% (3-3) vs. Miami (2/5/22) & (14-14) vs. NC State (2/24/21)
- **Shot 90 percent from the free throw line:** 91.3% (21-23) vs. Georgia Tech (2/12/22)
- **Shot 70 percent from 3-point line:** 72% (18-25) at Syracuse (3/4/19)
- **Shot less than 30 percent in a half:** 28% (7-25) in 1st Half vs. St. Bonaventure (3/22/22)
- **Shot less than 20 percent in a half:** 18.5% (5-27) in 1st Half vs. North Carolina (3/10/22)
- **Shot 55 percent or better and lost:** 58.5% (31-53) at North Carolina (2/16/13)
- **Shot 50 percent or better and lost:** 52.6% (30-57) vs. Iowa (11/29/21)
- **Attempted 50 FTs:** 52 (made 34) vs. Howard (12/12/94)
- **Attempted 35 3-pointers:** 38 (11-38) vs. Va. Tech (2/10/18)
- **Did Not Attempt a FT:** 0 vs. Wisconsin (11/27/17)
- **Made 30 FTs:** 31 (31 of 36) vs. Tennessee (3/18/07)
- **Made 15 3-pt FGs:** 15 at Clemson (1/16/21)
- **Failed to make a 3-pt FG:** vs. Louisville (0 of 6) (3/9/22)
- **Had 50 rebounds:** 50 vs. JMU (11/10/19)
- **Had 25 assists:** 26 vs. Iowa State (3/25/16)
- **Had 15 steals:** 16 vs. NC State (2/24/08)
- **Had 10 blocks:** 11 vs. Clemson (12/22/22)
- **Scored 50 pts in a half:** 52 at Clemson, 2nd half (1/16/21)
- **Scored 60 pts in a half:** 60 vs. Gonzaga, 1st half (1/3/07)
- **Scored 70 pts in a half:** 70 vs. Coastal Carolina, 2nd half (11/20/00)
- **Scored 100 pts (ACC):** 103 vs. Maryland (1/16/07)
- **Scored 100 pts (non-conf):** 100 vs. Marshall (12/31/18)
- **Scored under 20 pts in 1st half:** 17 vs. St. Bonaventure (3/22/22)
- **Scored under 20 pts in 2nd half:** 19 at North Carolina (2/18/17)
- **Scored under 50 pts in a game:** 43 vs. North Carolina (3/10/22)
- **Defeated top-5 opponent:** 61-56 vs. #5 Florida State (1/28/20)
- **Defeated top-5 opponent on the road:** 65-63 at #4 Duke (1/27/18)
- **Defeated top-ranked opponent:** 86-73 vs. #1 North Carolina (1/30/86)
- **Won when trailing by 16 points:** Trained 32-16 during 63-61 vs. Ohio State (11/30/16)
- **Won when trailing by 17 points:** Trained 31-14 during 61-58 overtime win vs. Maryland (3/10/13)

OPPONENT INDIVIDUALS

- **Scored 30 points:** Buddy Boeheim (31), Syracuse (3/11/21)
- **Scored 35 points:** Carsen Edwards (42), Purdue (3/30/19)
- **Scored 40 points:** Carsen Edwards (42), Purdue (3/30/19)
- **Scored 50 points:** Len Chappell (50), Wake (2/12/62)
- **Two players with 20 points:** Jericole Hellems (21) and Tarquavion Smith (20) at NC State (1/22/22)
- **Two players with 25 points:** Corey Kispert (32) and Drew Timme (29) vs. Gonzaga (12/26/20)
- **Three players with 20 points:** Jordan McRae (21), Jarnell Stokes (20), Josh Richardson (20), at Tennessee (12/30/13)
- **Two players with 30 points:** Trevor Powell (31) and Tony Smith (31) at Marquette (2/3/90)
- **No players scored in double figures:** Lehigh (11/26/21)
- **Five players scored in double figures:** Brandone Francis (17), Davide Moretti (15), Jarrett Culver (15), Kyler Edwards (12) and Matt Mooney (10) vs. Texas Tech (4/8/19)
- **Six players scored in double figures:** C.J. Harris (15), Ari Stewart (12), Travis McKie (12), J.T. Terrell (11), Ty Walker (11), Gary Clark (10), at Wake Forest (1/29/11)
- **Seven players scored in double figures:** Stanley Burrell (15), Drew Lavender (13), C.J. Anderson (12), B.J. Raymond (12), Josh Duncan (11), Charles Bronson (11) and Jason Love (10), at Xavier (1/3/08)
- **Double-Double:** Dominick Welch (10 points, 10 rebounds), St. Bonaventure (3/22/22)
- **Double-Double with points and assists:** Keifer Sykes (21 pts, 10 assts), at Green Bay (12/7/13)
- **Two players had a double-double:** Marvin Bagley III (30 pts, 14 rebs) & Wendell Carter Jr. (14 pts, 15 rebs), Duke (1/27/18)
- **Player had 20 points and 20 rebounds:** Armando Bacot (29 points, 22 rebounds), UNC (1/8/222)
- **Had 15 rebounds:** Amando Bacot (16), No. Carolina (2/20/20)
- **Had 20 rebounds:** Armando Bacot (22), No. Carolina (1/8/22)
- **Had 10 assists:** Keifer Sykes (10), at Green Bay (12/7/13)
- **5 Blocked Shots:** Moses Wright (5), Georgia Tech (1/23/21)
- **5 Steals:** Jordan Miller (7), Miami (2/5/22) & Jose Alvarado (6), Georgia Tech (1/23/21)
- **Hit a last second shot to win a game:** Matthew Cleveland, Florida State (2/26/22), 3-pointer at the end of regulation

OPPONENT TEAM

- **Shot less than 30 percent in a game:** 28.8% (17-59), FDU (12/18/21)
- **Shot less than 30 percent in a game (ACC):** 27.1% (13-48), Virginia Tech (1/4/20)
- **Shot 60 percent in a game:** 60% (30-50) at NC State (1/22/22)
- **Shot 55 percent or better and lost:** 55.3% (26-47), Cleveland State (11/25/09)
- **Scored 100 pts:** 106, Washington (11/22/10)
- **Scored 90 pts in an ACC game:** 93, North Carolina (2/16/13)
- **Scored 60 pts in a half:** 60, at Miami, 2nd half (3/1/08)
- **Scored 50 pts in a half:** 54, vs. Gonzaga, 2nd half (12/26/21)
- **Scored 45 pts in the first half:** 45, at Florida State (2/15/21)
- **Scored under 10 pts in 1st half:** 7, at Pitt (2/24/18)
- **Scored under 20 pts in 1st half:** 19, Georgia Tech (2/12/22)
- **Scored under 20 pts in 2nd half:** 19, vs. Towson (11/25/20)
- **Scored under 40 pts in a game:** 39, vs. Virginia Tech (1/4/20)
- **Had 25 assists:** 27, at Xavier (1/3/08)
- **Had 15 steals:** 15, VMI (11/16/08)
- **Had 10 blocks:** 10 at Maryland (3/5/11)
- **Failed to make a 3-pt FG:** Georgia Tech (1/22/15)

JOHN PAUL JONES ARENA RECORDS

VIRGINIA PLAYERS

Points:	40, J.R. Reynolds vs. Wake Forest, 1/21/07
Most 1st Half Points:	23, Sean Singletary vs. Virginia Tech, 1/16/08
Most 2nd Half Points:	26, Sylven Landesberg vs. Boston College, 2/4/09
Rebounds:	20, Mike Tobey vs. Louisville, 3/5/16
Field Goals:	14, Jayden Gardner vs. FDU, 12/18/21
Field Goal Attempts:	23, Sylven Landesberg vs. Boston College, 2/4/09
Field Goal Pct.:	1.000 (9-9), Mike Scott vs. Wake Forest, 2/8/12
3-Point Field Goals:	8, Mustapha Farrakhan vs. Howard, 1/4/11
3-Point FG Attempts:	12, Sean Singletary vs. Gonzaga, 1/3/07
	12, Sean Singletary vs. Georgia Tech, 2/24/07
3-Point FG Pct.:	1.000 (5-5), Malcolm Brogdon vs. Boston College, 2/3/16
	1.000 (5-5), Justin Anderson vs. Tennessee State, 11/25/14
	1.000 (4-4), De'Andre Hunter vs. Coppin State, 11/16/18
	1.000 (4-4), London Perrantes vs. Miami, 2/26/14
	1.000 (4-4), Joe Harris vs. Hampton, 11/26/13
Free Throws Made:	14, Sean Singletary vs. Hampton, 12/16/06
	14, Sylven Landesberg vs. Florida State, 1/24/09
Free Throw Attempts:	16, Sean Singletary vs. Hampton, 12/16/06
FT Pct.:	1.000 (14-14), Sylven Landesberg vs. Florida State, 1/24/09
	1.000 (12-12), Malcolm Brogdon vs. Villanova, 12/19/15
Assists:	12 by Ty Jerome vs. Virginia Tech, 1/15/19
Steals:	7, Sean Singletary vs. NC State, 2/24/08
Blocks:	10, by Jay Huff vs. Duke, 2/29/20

VIRGINIA TEAM

Most Points:	108 vs. Gonzaga, 1/3/07
Fewest Points:	38 vs. Wisconsin, 12/4/13
Most 1st Half:	60 vs. Gonzaga, 1/3/07
Fewest 1st Half:	15 vs. Iowa State, 12/30/10
Most 2nd Half:	57 vs. Arizona, 11/12/06
Fewest 2nd Half:	15 vs. Duke, 2/16/11
Rebounds:	54 vs. UMES, 11/26/06
Field Goals:	43 vs. VMI, 11/16/08
Field Goal Attempts:	82 vs. UNC, 1/15/09
Field Goal Pct.:	.667 (32-48) vs. Howard, 1/4/11
3-Pt. FG:	18 vs. Gonzaga, 1/3/07
3-Pt. FG Attempts:	38 vs. Virginia Tech, 2/10/18
3-Point FG Pct.:	.727 (8-11) vs. North Texas, 11/20/12
Free Throws:	39 vs. Maryland, 1/16/07
FT Attempted:	49 vs. Maryland, 1/16/07
Fewest FT Attempted:	0 vs. Wisconsin, 11/27/17
Free Throw Pct.:	1.000 (19-19) vs. Winthrop, 11/15/11
Assists:	24 vs. Howard, 11/14/07
	24 vs. VMI, 11/16/08
Steals:	16 vs. NC State, 2/24/08
Blocks:	13 vs. Duke, 2/29/20
Most Turnovers:	21 vs. Longwood, 12/7/07
	21 vs. Hampton, 12/19/07
Fewest Turnovers:	2 vs. Louisville, 2/7/15

MISCELLANEOUS

Biggest Comeback:	19 points vs. Arizona, 11/12/06
Biggest Lead Given up in a Loss:	14 points vs. Bradley, 3/26/08
Largest Lead:	59 vs. Coppin State, 11/16/18
	57 points vs. Grambling State, 11/22/16
Biggest Deficit:	38 points vs. Clemson, 2/7/08
Largest Margin of Victory:	57 vs. Coppin State, 11/16/18
	56 points vs. Grambling State, 11/22/16
Largest Margin of Defeat:	31 points vs. Clemson, 2/7/08
Overtime Games (Record):	12 (6-6); Last: 71-64 win vs. Kent State, 12/4/20

OPPONENT PLAYERS

Points:	32, 3x last by DeWayne Jackson, Morgan State, 12/19/12
Most 1st Half Points:	19, DeWayne Jackson, Morgan State, 12/19/12
Most 2nd Half Points:	28, Talor Battle, Penn State, 11/30/09
Rebounds:	16, 2x last by Janelle Hagins, Delaware, 11/13/12
Field Goals:	13, Elijah Millsap, UAB, 12/30/09
Field Goal Attempts:	24, Malcolm Delaney, Virginia Tech, 1/28/10
Field Goal Pct.:	.875 (7-8), Ahmed Grant, UNC Wilmington, (1/18/10)
3-Point Field Goals:	8, K.C. Rivers, Clemson, 2/7/08
3-Pt. FG Attempts:	15, Malcolm Delaney, Virginia Tech, 2/19/11
3-Pt. FG Pct.:	1.000 (5-5), Tony Dukes, USC Upstate, 11/15/10
Free Throws Made:	15, Tyler Hansbrough, North Carolina, 1/15/09
FT Attempted:	17, Tyler Hansbrough, North Carolina, 1/15/09
FT Pct.:	1.000 (8-8), Tyrese Rice, Boston College, 2/4/09
	1.000 (8-8), Sean Mosley, Maryland, 3/6/10
	1.000 (7-7), Roy Devyn Marble, Iowa, 3/27/13
Assists:	11, Cliff Hammonds, Clemson, 2/7/08
Steals:	7, Jordan Miller, Miami, 2/5/22
Blocks:	6, 2x, last by Mouhamadou Gueye, Stony Brook, 12/18/19

OPPONENT TEAM

Most Points:	97, VMI, 11/16/08
Fewest Points:	26, Maine, 11/27/19
Most 1st Half:	50, North Carolina, 1/15/09
Fewest 1st Half:	8, Harvard, 12/21/14
Most 2nd Half:	61, Gonzaga, 1/3/07
Fewest 2nd Half:	11, JMU, 11/10/19
Rebounds:	48, North Carolina, 2/25/12
Field Goals:	37, VMI, 11/16/08
Field Goal Attempts:	79, VMI, 11/16/08
Field Goal Pct.:	.566 (30-53) Liberty, 11/25/08
3-Pt. FG:	16, Clemson, 2/7/08
3-Pt. FG Attempts:	39, Hartford, 12/30/07
3-Point FG Pct.:	.619 (13-21) Duke, 2/9/19
Free Throws:	26, Boston College, 2/4/09
FT Attempted:	31, Boston College, 2/4/09
Free Throw Pct.:	1.000 (15-15) Iowa, 3/27/13
Zero Free Throw Attempts:	Miami, 2/5/22
Assists:	22, Clemson, 2/7/08
Steals:	15, VMI, 11/16/08
Blocks:	10, Radford, 11/21/08
	10, North Carolina, 1/15/09
Most Turnovers:	25, NC State, 2/24/08
Fewest Turnovers:	4, Clemson, 1/31/12

RECORD AT JOHN PAUL JONES ARENA

2006-07 to present. 269 games - 216-53 (.803)

LONGEST WINNING STREAKS

24 games from 2/7/15 vs. Louisville through 11/30/16 vs. Ohio State
21 games from 12/21/13 vs. Northern Iowa through 1/22/15 vs. Georgia Tech

LONGEST ACC WINNING STREAK

21 games from 1/6/13 vs. North Carolina through 1/22/15 vs. Georgia Tech

LONGEST LOSING STREAK

4 games from 2/6/10 vs. Wake Forest through 3/6/10 vs. Maryland



KIHEI CLARK

Senior • Guard • 5-10 • 172
Woodland Hills, Calif. • Taft Charter

2021-22 HIGHLIGHTS

- All-ACC Honorable Mention
- Fifth player in school history with 1,000 points and 500 assists
- Bob Cousy Award Watch List
- Preseason All-ACC Second Team
- Scored 12 points in season opener vs. Navy (11/12/21)
- Recorded 12 points vs. Coppin State (11/19/21)
- Recorded his 400th career assist vs. Georgia (11/22/21)
- Scored 10 points along with five assists vs. Providence (11/23/21)
- Tallied 11 points and seven assists vs. Lehigh (11/26/21)
- Scored 15 points along with five assists vs. Iowa (11/29/21)
- Registered 17 points and eight assists at Syracuse (1/1/22)
- Recorded nine points and seven rebounds at UNC (1/8/22)
- Totaled 15 points, five rebounds & five assists vs. Louisville (1/24/22)
- Scored 12 points and had six assists at Notre Dame (1/29/22)
- Scored 19 points (10 of 10 free throws) vs. Boston College (2/1/22)
- Tallied 11 points and three steals vs. Miami (2/5/22)
- Handed out nine assists at Duke (2/7/22)
- Scored 15 points vs. Georgia Tech (2/12/22)
- Reached 1,000 career points with 17 at Miami (2/19/22)
- Recorded his 500th career assist and set career highs in points (25), 3-pointers (6) and 3-point attempts (11) vs. Duke (2/23/22)
- Scored 15 points vs. Louisville (3/9/22)
- Handed out nine assists vs. Mississippi State (3/16/22)
- Scored 11 points at North Texas (3/20/22)

SEASON TEAM	GP-GS	MIN/AVG	Field Goals		3-Point		F-Throws		Rebounds				Scoring						
			FG-FGA	FG%	3FG-3FGA	3FG%	FT-FTA	FT%	OFF	DEF	TOT	AVG	PF-FO	A	TO	BLK	STL	PTS	AVG
2018-19 UVa	38-20	1020/26.8	55-157	.350	29-85	.341	33-40	.825	16	73	89	2.3	52-0	97	39	0	28	172	4.5
2019-20 UVa	30-30	1112/37.1	105-280	.375	36-96	.375	78-89	.876	11	114	125	4.2	54-0	176	105	3	37	324	10.8
2020-21 UVa	25-23	850/34.0	85-207	.411	20-62	.323	47-64	.734	6	45	51	2.0	30-0	113	53	0	18	237	9.5
2021-22 UVa	35-35	1263/36.1	117-302	.387	54-156	.346	61-78	.782	12	91	103	2.9	40-0	153	77	4	30	349	10.0
TOTAL	128-108	4245/33.2	362-946	.383	139-399	.348	219-271	.808	45	323	368	2.9	176-0	539	274	7	113	1082	8.5

Single Game Highs

Statistic	Value	
Points	25	vs Duke 02/23/22
Rebounds	11	at Syracuse 11/06/19
Assists	13	vs Navy 12/9/19
Steals	3	11 times
Blocks	1	7 times
FG Made	9	vs Duke 02/23/22
FG Attempts	16	vs Florida St. 02/26/22
3FG Made	6	vs Duke 02/23/22
3FG Attempts	11	vs Duke 02/23/22
FT Made	10	vs Boston College 02/01/22
FT Attempts	12	vs Kent St. 12/04/20

Opponent	Date	GS	MIN	Total		3-Pointers		Free throws		Rebounds				PF	A	TO	BLK	STL	PTS	AVG	
				FG-FGA	PCT	3FG-3FGA	PCT	FT-FTA	PCT	OFF	DEF	TOT	AVG								
Navy	11/09/2021	*	38:24	3-9	.333	2-7	.286	4-4	1.000	0	0	0	0.0	1	2	2	0	0	12	12.0	
Radford	11/12/2021	*	30:59	3-8	.375	1-3	.333	0-0	.000	2	2	4	2.0	1	5	3	0	2	7	9.5	
at Houston	11/16/2021	*	35:46	2-9	.222	2-6	.333	2-2	1.000	1	5	6	3.3	1	2	4	0	2	8	9.0	
Coppin St.	11/19/2021	*	33:07	4-7	.571	1-2	.500	3-4	.750	1	1	2	3.0	0	3	2	0	1	12	9.8	
vs Georgia	11/22/2021	*	36:04	3-8	.375	2-5	.400	4-4	1.000	0	1	1	2.6	2	3	2	0	0	12	10.2	
vs Providence	11/23/2021	*	39:03	4-12	.333	2-5	.400	0-0	.000	0	3	3	2.7	1	5	1	0	0	10	10.2	
Lehigh	11/26/2021	*	25:39	5-7	.714	1-1	1.000	0-0	.000	0	2	2	2.6	0	7	2	0	1	11	10.3	
Iowa	11/29/2021	*	38:09	6-10	.600	3-4	.750	0-0	.000	0	2	2	2.5	0	5	2	0	0	15	10.9	
Pittsburgh	12/03/2021	*	34:33	2-4	.500	1-2	.500	4-4	1.000	1	4	5	2.8	0	6	3	0	0	9	10.7	
at James Madison	12/07/2021	*	39:36	4-10	.400	3-9	.333	0-0	.000	0	2	2	2.7	2	3	2	0	0	11	10.7	
Fairleigh Dickinson	12/18/2021	*	25:00	0-1	.000	0-0	.000	1-2	.500	0	3	3	2.7	1	5	0	0	1	1	9.8	
Clemson	12/22/2021	*	38:11	1-3	.333	1-3	.333	3-4	.750	0	2	2	2.7	1	3	3	1	1	6	9.5	
at Syracuse	01/01/2022	*	38:34	6-9	.667	3-5	.600	2-3	.667	0	4	4	2.8	0	8	4	1	1	17	10.1	
at Clemson	01/04/2022	*	38:21	3-9	.333	2-5	.400	0-0	.000	1	3	4	2.9	1	2	1	0	0	8	9.9	
at North Carolina	01/08/2022	*	35:01	3-11	.273	2-4	.500	1-2	.500	0	7	7	3.1	1	2	2	1	1	9	9.9	
Virginia Tech	01/12/2022	*	37:02	2-9	.222	1-6	.167	1-2	.500	0	2	2	3.1	2	1	0	0	2	6	9.6	
Wake Forest	01/15/2022	*	21:55	1-4	.250	0-2	.000	0-0	.000	1	4	5	3.2	3	4	2	0	1	2	9.2	
at Pittsburgh	01/19/2022	*	34:13	2-8	.250	1-6	.167	2-2	1.000	0	3	3	3.2	1	6	0	0	0	7	9.1	
at NC State	01/22/2022	*	36:25	2-7	.286	2-3	.667	0-0	.000	0	1	1	3.1	0	6	2	0	1	6	8.9	
Louisville	01/24/2022	*	39:02	6-12	.500	3-7	.429	0-0	.000	2	3	5	3.2	1	5	2	0	0	15	9.2	
at Notre Dame	01/29/2022	*	37:28	4-8	.500	1-5	.200	3-6	.500	0	3	3	3.1	3	6	3	0	1	12	9.3	
Boston College	02/01/2022	*	34:36	4-7	.571	1-2	.500	10-10	1.000	0	6	6	3.3	4	0	3	0	0	19	9.8	
Miami (FL)	02/05/2022	*	37:14	4-8	.500	3-5	.600	0-0	.000	0	2	2	3.2	1	3	4	0	3	11	9.8	
at Duke	02/07/2022	*	38:27	4-11	.364	0-4	.000	0-0	.000	0	2	2	3.2	2	9	2	0	2	8	9.8	
Georgia Tech	02/12/2022	*	35:55	4-8	.500	3-7	.429	4-4	1.000	0	4	4	3.2	0	2	4	0	2	15	10.0	
at Virginia Tech	02/14/2022	*	31:42	1-9	.111	0-5	.000	0-0	.000	0	0	0	3.1	4	2	2	0	0	2	9.7	
at Miami (FL)	02/19/2022	*	38:39	5-13	.385	3-8	.375	4-6	.667	0	2	2	3.0	2	5	3	0	0	17	9.9	
Duke	02/23/2022	*	38:11	9-15	.600	6-11	.545	1-2	.500	2	4	6	3.1	0	7	2	0	2	25	10.5	
Florida St.	02/26/2022	*	40:00	3-16	.188	0-4	.000	1-1	1.000	0	2	2	3.1	0	6	1	0	1	7	10.3	
at Louisville	03/05/2022	*	37:58	2-6	.333	1-3	.333	1-2	.500	0	1	1	3.0	0	6	3	0	0	6	10.2	
vs Louisville	03/09/2022	*	38:27	7-14	.500	0-2	.000	1-2	.500	1	3	4	3.1	2	1	3	0	2	15	10.4	
vs North Carolina	03/10/2022	*	36:17	3-9	.333	1-2	.500	0-0	.000	0	4	4	3.1	2	4	3	1	0	7	10.3	
Mississippi St.	03/16/2022	*	38:47	1-3	.333	0-2	.000	6-8	.750	0	0	0	3.0	1	9	2	0	0	8	10.2	
at North Texas	03/20/2022	*	44:20	4-11	.364	2-7	.286	1-2	.500	0	3	3	3.0	0	4	1	0	3	11	10.2	
St. Bonaventure	03/22/2022	*	40:00	0-7	.000	0-4	.000	2-2	1.000	0	1	1	2.9	0	6	2	0	0	2	10.0	
Totals			35	1263:05	117-302	.387	54-156	.346	61-78	.782	12	91	103	2.9	40	153	77	4	30	349	10.0

Player Averages

Games Played	Minutes/game	Points/game	FG Pct	3FG Pct	FT Pct	Rebounds/game	Assists/game	Turnovers/game	Assist/Turnover ratio	Steals/game	Blocks/game
35	36.1	10.0	38.7	34.6	78.2	2.9	4.4	2.2	2.0	0.9	0.1



1 JAYDEN GARDNER

Senior • Forward • 6-6 • 246
Wake Forest, N.C. • Heritage • East Carolina

2021-22 HIGHLIGHTS

- USBWA All-District 3
- All-ACC Academic Team
- All-ACC Third Team
- VaSID University Division All-State Second Team
- Legends Classic Most Valuable Player
- ACC Player of the Week (Feb. 14)
- Karl Malone Award Watch list
- Recorded 18 points and 10 rebounds vs. Navy (11/9/21)
- Tallied 18 points vs. Radford (11/12/21)
- Totalled 14 points and 12 rebounds vs. Coppin State (11/19/21)
- Recorded 21 points and 13 rebounds vs. Providence (11/23/21)
- Tallied 18 points and eight rebounds vs. Iowa (11/29/21)
- Hit game-winner with 0.9 seconds in 57-56 win over Pitt (12/3/21)
- Registered 12 points and season-high 14 rebounds at JMU (12/7/21)
- Scored 29 points on career-high 14 field goals vs. FDU (12/18/21)
- Scored game-high 23 points at Clemson (1/4/22)
- Recorded 22 points and 10 rebounds at Notre Dame (1/29/22)
- Scored 17 points vs. Boston College (2/1/22)
- Tallied 17 points and eight rebounds at Duke (2/7/22)
- Scored 26 points with a career-high three blocks vs. GT (2/12/22)
- Tallied 17 points and 14 rebounds at Virginia Tech (2/14/22)
- Scored 23 points along with three blocks at Miami (2/19/22)
- Scored 16 points vs. Duke (2/23/22)
- Recorded game-high 21 points vs. Florida State (2/26/22)
- Scored game-high 17 points vs. Louisville (3/9/22)
- Scored team-high 17 points vs. North Carolina (3/10/22)
- Scored team-high 16 points vs. Mississippi State (3/16/22)
- Scored team-high 17 points at North Texas (3/20/22)

SEASON	TEAM	GP-GS	MIN/AVG	Field Goals		3-Point		F-Throws		Rebounds				Scoring						
				FG-FGA	FG%	3FG-3FGA	3FG%	FT-FTA	FT%	OFF	DEF	TOT	AVG	PF-FO	A	TO	BLK	STL	PTS	AVG
2018-19	ECU	31-31	948/30.6	166-337	.493	2-10	.200	171-228	.750	93	169	262	8.5	88-3	39	75	14	24	505	16.3
2019-20	ECU	31-30	1066/34.4	223-428	.521	4-20	.200	160-218	.734	91	194	285	9.2	91-4	67	83	15	34	610	19.7
2020-21	ECU	19-18	665/35.0	123-257	.479	3-6	.500	98-133	.737	39	119	158	8.3	42-0	27	45	3	11	347	18.3
2021-22	Uva	35-35	1144/32.7	219-437	.501	3-14	.214	96-121	.793	80	143	223	6.4	74-0	50	52	13	18	537	15.3
TOTAL FOR Uva		35-35	1144/32.7	219-437	.501	3-14	.214	96-121	.793	80	143	223	6.4	74-0	50	52	13	18	537	15.3
TOTAL		116-114	3823/33.0	731-1459	.501	12-50	.240	525-700	.750	303	625	928	8.0	295-7	183	255	45	87	1999	17.2

Single Game Highs

Statistic	Value
Points	35 at UCF 01/13/19
Rebounds	20 at UCF 01/13/19
Assists	4 10 times
Steals	3 at South Fla. 02/26/20, vs Temple 02/23/20, vs Tulane 01/25/20
Blocks	3 vs Georgia Tech 02/12/22, at Miami (FL) 02/19/22
FG Made	14 vs Fairleigh Dickinson 12/18/21
FG Attempts	24 vs Temple 02/23/20
3FG Made	2 vs UCF 03/04/21, vs Iowa 11/29/21
3FG Attempts	4 vs SMU 01/11/20, vs Clemson 12/22/21
FT Made	16 vs Appalachian St. 11/30/18
FT Attempts	19 vs Appalachian St. 11/30/18

Opponent	Date	GS	MIN	Total		3-Pointers		Free throws		Rebounds				PF	A	TO	BLK	STL	PTS	AVG	
				FG-FGA	PCT	3FG-3FGA	PCT	FT-FTA	PCT	OFF	DEF	TOT	AVG								
Navy	11/09/2021	*	33:02	7-13	.538	0-0	.000	4-5	.800	2	8	10	10.0	3	1	5	1	0	18	18.0	
Radford	11/12/2021	*	24:35	5-10	.500	0-0	.000	8-10	.800	4	3	7	8.5	1	1	0	0	0	18	18.0	
at Houston	11/16/2021	*	23:46	1-4	.250	0-0	.000	2-2	1.000	1	1	2	6.3	1	1	3	0	1	4	13.3	
Coppin St.	11/19/2021	*	26:52	4-9	.444	0-0	.000	6-10	.600	4	8	12	7.8	0	1	1	0	1	14	13.5	
vs Georgia	11/22/2021	*	27:12	5-9	.556	0-0	.000	1-2	.500	2	4	6	7.4	3	0	0	0	0	11	13.0	
vs Providence	11/23/2021	*	35:52	8-9	.889	0-0	.000	5-5	1.000	4	9	13	8.3	2	0	4	0	0	21	14.3	
Lehigh	11/26/2021	*	24:39	3-8	.375	0-0	.000	2-3	.667	1	7	8	8.3	0	0	2	0	0	8	13.4	
Iowa	11/29/2021	*	26:43	8-13	.615	2-2	1.000	0-1	.000	4	4	8	8.3	3	2	1	1	0	18	14.0	
Pittsburgh	12/03/2021	*	34:10	7-10	.700	0-1	.000	1-1	1.000	2	3	5	7.9	2	4	1	1	0	15	14.1	
at James Madison	12/07/2021	*	38:05	6-9	.667	0-1	.000	0-0	.000	5	9	14	8.5	1	1	3	0	0	12	13.9	
Fairleigh Dickinson	12/18/2021	*	26:38	14-18	.778	0-0	.000	1-1	1.000	2	4	6	8.3	1	1	1	1	1	29	15.3	
Clemson	12/22/2021	*	35:45	2-9	.222	1-4	.250	4-6	.667	0	6	6	8.1	2	1	2	2	0	9	14.8	
at Syracuse	01/01/2022	*	21:37	7-13	.538	0-0	.000	1-2	.500	2	2	4	7.8	4	4	1	0	1	15	14.8	
at Clemson	01/04/2022	*	34:09	7-11	.636	0-0	.000	9-10	.900	0	5	5	7.6	3	2	2	0	0	23	15.4	
at North Carolina	01/08/2022	*	33:39	5-10	.500	0-0	.000	0-0	.000	3	4	7	7.5	1	0	1	0	0	10	15.0	
Virginia Tech	01/12/2022	*	30:46	2-10	.200	0-1	.000	0-0	.000	1	4	5	7.4	2	2	4	0	2	4	14.3	
Wake Forest	01/15/2022	*	26:45	3-14	.214	0-0	.000	3-4	.750	3	1	4	7.2	4	0	2	0	0	9	14.0	
at Pittsburgh	01/19/2022	*	35:29	5-9	.556	0-0	.000	4-5	.800	2	2	4	7.0	4	3	1	0	0	14	14.0	
at NC State	01/22/2022	*	34:32	5-12	.417	0-0	.000	3-3	1.000	1	2	3	6.8	2	3	3	0	0	13	13.9	
Louisville	01/24/2022	*	34:41	7-13	.538	0-0	.000	0-0	.000	4	1	5	6.7	2	1	1	0	0	14	14.0	
at Notre Dame	01/29/2022	*	37:22	10-17	.588	0-0	.000	2-2	1.000	5	5	10	6.9	4	1	0	0	2	22	14.3	
Boston College	02/01/2022	*	34:50	5-13	.385	0-0	.000	7-7	1.000	2	3	5	6.8	3	3	0	0	1	17	14.5	
Miami (FL)	02/05/2022	*	35:59	6-9	.667	0-0	.000	0-0	.000	1	6	7	6.8	2	4	1	0	1	12	14.3	
at Duke	02/07/2022	*	34:54	8-19	.421	0-0	.000	1-1	1.000	4	4	8	6.8	2	0	2	1	2	17	14.5	
Georgia Tech	02/12/2022	*	36:44	10-19	.526	0-0	.000	6-6	1.000	4	3	7	6.8	1	2	0	3	1	26	14.9	
at Virginia Tech	02/14/2022	*	37:48	7-17	.412	0-0	.000	3-3	1.000	4	10	14	7.1	2	2	3	0	1	17	15.0	
at Miami (FL)	02/19/2022	*	36:33	9-14	.643	0-0	.000	5-6	.833	2	5	7	7.1	2	2	2	3	0	23	15.3	
Duke	02/23/2022	*	38:07	7-15	.467	0-1	.000	2-4	.500	2	2	4	7.0	3	3	0	0	1	16	15.3	
Florida St.	02/26/2022	*	37:27	7-16	.438	0-1	.000	7-8	.875	3	3	6	7.0	1	0	0	0	1	21	15.5	
at Louisville	03/05/2022	*	27:56	3-12	.250	0-0	.000	0-0	.000	1	3	4	6.9	3	1	1	0	0	6	15.2	
vs Louisville	03/09/2022	*	37:15	7-12	.583	0-0	.000	3-4	.750	0	4	4	6.8	2	0	1	0	1	17	15.3	
vs North Carolina	03/10/2022	*	29:25	8-16	.500	0-2	.000	1-1	1.000	0	2	2	6.6	2	1	1	0	0	17	15.3	
Mississippi St.	03/16/2022	*	35:30	7-13	.538	0-1	.000	2-4	.500	1	2	3	6.5	2	1	2	0	0	16	15.3	
at North Texas	03/20/2022	*	37:55	7-17	.412	0-0	.000	3-4	.750	1	2	3	6.4	4	2	1	0	1	17	15.4	
St. Bonaventure	03/22/2022	*	37:33	7-15	.467	0-0	.000	0-1	.000	3	2	5	6.4	0	0	0	0	0	14	15.3	
Totals			35	1144:15	219-437	.501	3-14	.214	96-121	.793	80	143	223	6.4	74	50	52	13	18	537	15.3

Player Averages

Games Played	Minutes/game	Points/game	FG Pct	3FG Pct	FT Pct	Rebounds/game	Assists/game	Turnovers/game	Assist/Turnover ratio	Steals/game	Blocks/game
35	32.7	15.3	50.1	21.4	79.3	6.4	1.4	1.5	1.0	0.5	0.4



2 REECE BEEKMAN

Sophomore • Guard • 6-3 • 181
Baton Rouge, La. • Scotlandville Magnet

2021-22 HIGHLIGHTS

- ACC All-Defensive Team
- All-ACC Honorable Mention
- Recorded a career-high six steals vs. Navy (11/9/21)
- Added four steals vs. Radford (11/12/21)
- Tallied 10 points, five rebounds, four assists and four steals vs. Lehigh (11/26/21)
- Registered 11 points and five assists vs. Iowa (11/29/21)
- Recorded a career-high 20 points vs. Clemson (12/22/21)
- Totalled eight points and five assists at Clemson (1/4/22)
- Scored team-high 13 points and three steals at UNC (1/8/22)
- Tallied 11 points, five rebounds & five assists vs. VT (1/12/22)
- Had five steals and seven assists vs. Wake Forest (1/15/22)
- Scored 19 points and handed out eight assists at Pitt (1/19/22)
- Recorded 12 points and three steals at NC State (1/22/22)
- Handed out a career-high 11 assists vs. Louisville (1/24/22)
- Scored 13 points at Notre Dame (1/29/22)
- Registered nine points and 10 assists vs. Miami (2/5/22)
- Made game-winning 3-pointer at Duke (2/7/22)
- Collected 10 points and four assists at Virginia Tech (2/14/22)
- Tallied 11 points, seven rebounds and five assists vs. Duke (2/23/22)
- Collected first career double-double with 15 points, career-high 12 rebounds, five assists and five steals at Louisville (3/5/22)
- Registered eight points and nine assists vs. Louisville (3/9/22)
- Tallied 14 points, six assists and four steals vs. MSU (3/16/22)
- Recorded 13 points, nine assists and three steals at North Texas (3/20/22)

SEASON	TEAM	GP-GS	MIN	AVG	Field Goals		3-Point		F-Throws		Rebounds				PF-FO			A			TO BLK STL			Scoring	
					FG-FGA	FG%	3FG-3FGA	3FG%	FT-FTA	FT%	OFF	DEF	TOT	AVG	PF	FO	A	TO	BLK	STL	PTS	AVG			
2020-21	UVa	25-20	733	29.3	42-110	.382	9-37	.243	25-33	.758	5	66	71	2.8	37-0	75	29	10	30	118	4.7				
2021-22	UVa	35-35	1228	35.1	115-256	.449	22-65	.338	35-46	.761	15	121	136	3.9	62-2	181	50	25	73	287	8.2				
TOTAL		60-55	1962	32.7	157-366	.429	31-102	.304	60-79	.759	20	187	207	3.5	99-2	256	79	35	103	405	6.8				

Single Game Highs

Statistic	Value	
Points	20	vs Clemson 12/22/21
Rebounds	12	at Louisville 03/05/22
Assists	11	vs Louisville 01/24/22
Steals	6	vs Navy 11/09/21
Blocks	2	8 times
FG Made	8	at Pittsburgh 01/19/22
FG Attempts	12	at North Carolina 01/08/22
3FG Made	3	vs Clemson 12/22/21, at Pittsburgh 01/19/22, at Louisville 03/05/22
3FG Attempts	5	vs Clemson 12/22/21, at Pittsburgh 01/19/22
FT Made	5	vs Syracuse 01/25/21
FT Attempts	6	vs Syracuse 01/25/21

Opponent	Date	GS	MIN	Total		3-Pointers		Free throws		Rebounds				PF	A	TO	BLK	STL	PTS	AVG	
				FG-FGA	PCT	3FG-3FGA	PCT	FT-FTA	PCT	OFF	DEF	TOT	AVG								
Navy	11/09/2021	*	37:31	4-8	.500	0-1	.000	0-2	.000	0	5	5	5.0	4	6	1	1	6	8	8.0	
Radford	11/12/2021	*	31:47	2-6	.333	1-2	.500	2-2	1.000	0	3	3	4.0	0	3	1	1	4	7	7.5	
at Houston	11/16/2021	*	32:23	3-9	.333	0-3	.000	0-0	.000	0	1	1	3.0	4	1	4	0	1	6	7.0	
Coppin St.	11/19/2021	*	32:27	2-8	.250	0-1	.000	0-0	.000	1	5	6	3.8	2	6	2	1	2	4	6.3	
vs Georgia	11/22/2021	*	30:37	2-10	.200	0-4	.000	3-4	.750	0	2	2	3.4	0	3	1	0	2	7	6.4	
vs Providence	11/23/2021	*	37:34	2-8	.250	0-0	.000	1-1	1.000	0	4	4	3.5	3	7	0	2	1	5	6.2	
Lehigh	11/26/2021	*	30:08	4-9	.444	1-1	1.000	1-2	.500	2	3	5	3.7	0	4	1	1	4	10	6.7	
Iowa	11/29/2021	*	35:01	5-9	.556	0-1	.000	1-1	1.000	0	4	4	3.8	0	5	1	0	0	11	7.3	
Pittsburgh	12/03/2021	*	33:51	0-5	.000	0-4	.000	0-0	.000	1	2	3	3.7	0	6	0	0	1	0	6.4	
at James Madison	12/07/2021	*	34:37	1-5	.200	1-2	.500	2-2	1.000	1	4	5	3.8	2	4	2	1	0	5	6.3	
Fairleigh Dickinson	12/18/2021	*	27:52	2-3	.667	0-0	.000	0-0	.000	0	5	5	3.9	1	6	1	1	2	4	6.1	
Clemson	12/22/2021	*	37:42	7-10	.700	3-5	.600	3-4	.750	0	3	3	3.8	1	1	1	1	3	20	7.3	
at Syracuse	01/01/2022	*	32:25	1-2	.500	0-1	.000	0-0	.000	1	3	4	3.8	4	5	1	0	2	2	6.8	
at Clemson	01/04/2022	*	38:14	4-6	.667	0-0	.000	0-0	.000	0	4	4	3.9	2	5	1	0	1	8	6.9	
at North Carolina	01/08/2022	*	37:22	6-12	.500	1-3	.333	0-0	.000	1	2	3	3.8	1	4	2	1	3	13	7.3	
Virginia Tech	01/12/2022	*	38:10	5-11	.455	1-2	.500	0-0	.000	1	4	5	3.9	0	5	1	1	2	11	7.6	
Wake Forest	01/15/2022	*	38:53	3-8	.375	0-1	.000	0-0	.000	0	0	0	3.6	1	7	2	2	5	6	7.5	
at Pittsburgh	01/19/2022	*	38:13	8-11	.727	3-5	.600	0-0	.000	2	1	3	3.6	2	8	2	2	1	19	8.1	
at NC State	01/22/2022	*	30:05	4-9	.444	2-3	.667	2-2	1.000	2	1	3	3.6	3	2	1	0	3	12	8.3	
Louisville	01/24/2022	*	37:30	1-2	.500	0-0	.000	0-0	.000	0	7	7	3.8	1	11	2	1	2	2	8.0	
at Notre Dame	01/29/2022	*	38:38	5-10	.500	1-3	.333	2-2	1.000	0	2	2	3.7	2	1	0	1	1	13	8.2	
Boston College	02/01/2022	*	37:03	0-3	.000	0-0	.000	0-0	.000	0	1	1	3.5	1	7	2	1	2	0	7.9	
Miami (FL)	02/05/2022	*	35:15	4-6	.667	1-1	1.000	0-0	.000	0	2	2	3.5	0	10	3	1	2	9	7.9	
at Duke	02/07/2022	*	25:07	3-7	.429	1-2	.500	0-1	.000	0	1	1	3.4	4	3	0	0	2	7	7.9	
Georgia Tech	02/12/2022	*	22:38	0-2	.000	0-2	.000	4-4	1.000	0	3	3	3.4	3	3	1	0	1	4	7.7	
at Virginia Tech	02/14/2022	*	37:48	4-8	.500	0-1	.000	2-2	1.000	0	2	2	3.3	2	4	1	0	1	10	7.8	
at Miami (FL)	02/19/2022	*	37:45	2-5	.400	0-1	.000	2-2	1.000	0	4	4	3.3	1	7	4	0	0	6	7.7	
Duke	02/23/2022	*	38:45	4-9	.444	1-4	.250	2-2	1.000	0	7	7	3.5	2	5	1	0	2	11	7.9	
Florida St.	02/26/2022	*	31:39	3-7	.429	0-2	.000	2-2	1.000	0	2	2	3.4	5	2	0	2	1	8	7.9	
at Louisville	03/05/2022	*	39:22	6-9	.667	3-3	1.000	0-0	.000	0	12	12	3.7	2	5	1	1	5	15	8.1	
vs Louisville	03/09/2022	*	36:52	3-9	.333	0-2	.000	2-3	.667	1	4	5	3.7	1	9	2	1	1	8	8.1	
vs North Carolina	03/10/2022	*	37:04	1-8	.125	1-2	.500	0-2	.000	0	4	4	3.8	1	5	2	2	3	3	7.9	
Mississippi St.	03/16/2022	*	37:11	5-7	.714	0-1	.000	4-5	.800	0	3	3	3.7	1	6	1	0	4	14	8.1	
at North Texas	03/20/2022	*	45:00	6-9	.667	1-1	1.000	0-1	.000	2	5	7	3.8	1	9	1	0	3	13	8.3	
St. Bonaventure	03/22/2022	*	36:01	3-6	.500	0-1	.000	0-0	.000	0	6	6	3.9	5	6	4	0	0	6	8.2	
Totals			35	1228:30	115-256	.449	22-65	.338	35-46	.761	15	121	136	3.9	62	181	50	25	73	287	8.2

Player Averages

Games Played	Minutes/game	Points/game	FG Pct	3FG Pct	FT Pct	Rebounds/game	Assists/game	Turnovers/game	Assist/Turnover ratio	Steals/game	Blocks/game
35	35.1	8.2	44.9	33.8	76.1	3.9	5.2	1.4	3.6	2.1	0.7



4 ARMAAN FRANKLIN

Junior • Guard • 6-4 • 204
Indianapolis, Ind. • Cathedral • Indiana

2021-22 HIGHLIGHTS

- Legends Classic All-Tournament Team
- Recorded a team-high 21 points and matched a career high with five 3-pointers vs. Radford (11/12/21)
- Scored team-high 11 points at Houston (11/16/21)
- Tied a career high with 23 points vs. Georgia (11/22/21)
- Scored 14 points vs. Providence (11/23/21)
- Tallied 12 points vs. FDU (12/18/21)
- Registered 13 points and eight rebounds vs. Clemson (12/22/21)
- Scored 17 points at Syracuse (1/1/22)
- Scored 13 points along with three steals at Clemson (1/4/22)
- Scored 12 points at UNC (1/8/22)
- Registered 15 points and five rebounds vs. Virginia Tech (1/12/22)
- Tallied a team-high 18 points vs. Wake Forest (1/15/22)
- Scored team-high 14 points at NC State (1/22/22)
- Scored 12 points vs. Boston College (2/1/22)
- Recorded game-high 22 points and matched a career high with four steals vs. Miami (2/5/22)
- Tallied 11 points and matched a career high with four steals at Duke (2/7/22)
- Scored 13 points vs. Florida State (2/26/22) and Louisville (3/5/22)
- Scored 17 points and matched a career high with 5 3-pointers at North Texas (3/20/22)
- Scored 17 points and matched a career high with 5 3-pointers vs. St. Bonaventure (3/22/22)

SEASON	TEAM	GP-GS	MIN/AVG	Field Goals		3-Point		F-Throws		Rebounds				Scoring						
				FG-FGA	FG%	3FG-3FGA	3FG%	FT-FTA	FT%	OFF	DEF	TOT	AVG	PF-FO	A	TO	BLK	STL	PTS	AVG
2019-20	IND	32-9	441/13.8	39-112	.348	17-64	.266	24-39	.615	2	50	52	1.6	43-0	41	30	3	8	119	3.7
2020-21	IND	22-20	664/30.2	87-203	.429	36-85	.424	40-54	.741	13	78	91	4.1	61-3	47	48	5	26	250	11.4
2021-22	UVa	35-34	1031/29.5	140-357	.392	53-179	.296	57-75	.760	11	86	97	2.8	71-0	49	43	9	35	390	11.1
TOTAL FOR UVa		35-34	1031/29.5	140-357	.392	53-179	.296	57-75	.760	11	86	97	2.8	71-0	49	43	9	35	390	11.1
TOTAL		89-63	2135/24.0	266-672	.396	106-328	.323	121-168	.720	26	214	240	2.7	175-3	137	121	17	69	759	8.5

Single Game Highs

Statistic	Value
Points	23 at Illinois 12/26/20, at Northwestern 02/10/21, vs Georgia 11/22/21
Rebounds	8 4 times
Assists	8 vs Western Ill. 11/05/19
Steals	4 at Northwestern 02/10/21, vs Miami (FL) 02/05/22, at Duke 02/07/22
Blocks	1 17 times
FG Made	8 at Illinois 12/26/20, vs Georgia 11/22/21, vs Miami (FL) 02/05/22
FG Attempts	17 vs Northwestern 12/23/20
3FG Made	5 6 times
3FG Attempts	11 vs St. Bonaventure 03/22/22
FT Made	7 at Northwestern 02/10/21
FT Attempts	8 at Northwestern 02/10/21

Opponent	Date	GS	MIN	Total		3-Pointers		Free throws		Rebounds				PF	A	TO	BLK	STL	PTS	AVG	
				FG-FGA	PCT	3FG-3FGA	PCT	FT-FTA	PCT	OFF	DEF	TOT	AVG								
Navy	11/09/2021	*	33:18	2-11	.182	1-7	.143	2-2	1.000	0	0	0	0.0	1	1	0	1	3	7	7.0	
Radford	11/12/2021	*	29:35	7-12	.583	5-8	.625	2-3	.667	0	3	3	1.5	1	3	2	1	0	21	14.0	
at Houston	11/16/2021	*	21:32	3-7	.429	0-4	.000	5-6	.833	0	2	2	1.7	4	0	3	0	1	11	13.0	
Coppin St.	11/19/2021	*	27:40	3-9	.333	0-4	.000	1-1	1.000	0	3	3	2.0	2	0	1	0	2	7	11.5	
vs Georgia	11/22/2021	*	37:49	8-16	.500	1-7	.143	6-6	1.000	0	6	6	2.8	1	2	0	1	3	23	13.8	
vs Providence	11/23/2021	*	24:29	5-7	.714	4-6	.667	0-0	.000	0	0	0	2.3	4	1	4	0	1	14	13.8	
Lehigh	11/26/2021	*	27:21	4-9	.444	0-2	.000	0-0	.000	0	1	1	2.1	0	2	0	0	1	8	13.0	
Iowa	11/29/2021	*	31:36	1-8	.125	0-4	.000	1-2	.500	0	2	2	2.1	3	3	0	0	0	3	11.8	
Pittsburgh	12/03/2021	*	31:18	5-14	.357	0-6	.000	0-0	.000	2	1	3	2.2	2	1	0	0	0	10	11.6	
at James Madison	12/07/2021	*	24:50	4-14	.286	0-6	.000	1-2	.500	0	2	2	2.2	2	2	1	0	2	9	11.3	
Fairleigh Dickinson	12/18/2021	*	21:01	5-8	.625	1-3	.333	1-2	.500	0	1	1	2.1	1	1	1	0	1	12	11.4	
Clemson	12/22/2021	*	31:23	5-13	.385	1-7	.143	2-2	1.000	0	8	8	2.6	1	1	1	0	0	13	11.5	
at Syracuse	01/01/2022	*	34:46	7-15	.467	3-9	.333	0-0	.000	0	3	3	2.6	3	2	2	1	2	17	11.9	
at Clemson	01/04/2022	*	29:43	4-11	.364	1-6	.167	4-4	1.000	1	3	4	2.7	3	1	2	0	3	13	12.0	
at North Carolina	01/08/2022	*	28:44	5-10	.500	1-2	.500	1-2	.500	0	3	3	2.7	3	2	1	1	0	12	12.0	
Virginia Tech	01/12/2022	*	30:54	5-11	.455	1-4	.250	4-4	1.000	2	3	5	2.9	1	3	0	0	0	15	12.2	
Wake Forest	01/15/2022	*	35:36	7-11	.636	3-5	.600	1-2	.500	2	1	3	2.9	1	3	3	0	1	18	12.5	
at Pittsburgh	01/19/2022	*	25:41	3-9	.333	0-2	.000	0-1	.000	0	2	2	2.8	1	1	2	0	1	6	12.2	
at NC State	01/22/2022	*	32:28	4-10	.400	4-7	.571	2-2	1.000	0	0	0	2.7	2	2	1	0	0	14	12.3	
Louisville	01/24/2022	*	33:54	3-10	.300	1-6	.167	3-3	1.000	0	4	4	2.8	1	2	0	0	2	10	12.2	
at Notre Dame	01/29/2022	*	31:45	2-11	.182	1-5	.200	0-0	.000	0	4	4	2.8	1	2	3	1	1	5	11.8	
Boston College	02/01/2022	*	26:35	5-10	.500	2-4	.500	0-0	.000	0	3	3	2.8	4	0	1	0	0	12	11.8	
Miami (FL)	02/05/2022	*	34:30	8-16	.500	3-8	.375	3-3	1.000	2	1	3	2.8	1	4	1	0	4	22	12.3	
at Duke	02/07/2022	*	38:09	4-13	.308	1-6	.167	2-4	.500	0	3	3	2.8	2	3	0	0	4	11	12.2	
Georgia Tech	02/12/2022	*	34:51	2-10	.200	0-5	.000	1-2	.500	0	0	0	2.7	4	1	3	1	1	5	11.9	
at Virginia Tech	02/14/2022	*	37:14	4-11	.364	0-3	.000	1-3	.333	0	3	3	2.7	3	1	2	0	1	9	11.8	
at Miami (FL)	02/19/2022	*	16:08	2-5	.400	1-3	.333	0-0	.000	0	0	0	2.6	3	0	1	0	0	5	11.6	
Duke	02/23/2022	*	34:21	3-9	.333	1-3	.333	0-0	.000	0	2	2	2.6	3	1	0	1	0	7	11.4	
Florida St.	02/26/2022	*	26:53	4-8	.500	3-6	.500	2-4	.500	0	2	2	2.6	2	0	3	0	0	13	11.4	
at Louisville	03/05/2022	*	29:27	3-7	.429	2-4	.500	5-6	.833	1	3	4	2.6	3	1	2	0	0	13	11.5	
vs Louisville	03/09/2022	*	23:48	0-8	.000	0-2	.000	0-0	.000	1	4	5	2.7	1	0	0	0	0	0	11.1	
vs North Carolina	03/10/2022	*	29:43	1-7	.143	0-2	.000	3-4	.750	0	4	4	2.8	1	3	1	1	1	5	10.9	
Mississippi St.	03/16/2022	*	18:59	2-8	.250	2-5	.400	0-0	.000	0	2	2	2.7	1	0	0	0	0	6	10.8	
at North Texas	03/20/2022	*	26:17	5-8	.625	5-7	.714	2-2	1.000	0	1	1	2.7	1	0	1	0	0	17	11.0	
St. Bonaventure	03/22/2022	*	28:38	5-11	.455	5-11	.455	2-3	.667	0	6	6	2.8	4	0	1	0	0	17	11.1	
Totals			34	1030:55	140-357	.392	53-179	.296	57-75	.760	11	86	97	2.8	71	49	43	9	35	390	11.1

Player Averages

Games Played	Minutes/ game	Points/ game	FG Pct	3FG Pct	FT Pct	Rebounds/ game	Assists/ game	Turnovers/ game	Assist/Turnover ratio	Steals/ game	Blocks/ game
35	29.5	11.1	39.2	29.6	76.0	2.8	1.4	1.2	1.1	1.0	0.3



5 JAYDEN NIXON

Senior • Guard • 6-3 • 192
 Charlottesville, Va. • Choate Rosemary Hall (Conn.)

2021-22 HIGHLIGHTS

- Made season debut vs. Lehigh (11/26/21)
- Played two minutes vs. FDU (12/18/21)

SEASON	TEAM	GP-GS	MIN/AVG	Field Goals		3-Point		F-Throws		Rebounds				Scoring						
				FG-FGA	FG%	3FG-3FGA	3FG%	FT-FTA	FT%	OFF	DEF	TOT	AVG	PF	FO	A	TO	BLK	STL	PTS
2018-19	UVa	14-0	41/2.9	3-10	.300	0-3	.000	2-4	.500	3	5	8	0.6	10-0	1	4	2	2	8	0.6
2019-20	UVa	5-0	19/3.7	1-2	.500	0-1	.000	0-0	.000	1	1	2	0.4	1-0	0	2	0	0	2	0.4
2020-21	UVa	3-0	4/1.4	0-0	.000	0-0	.000	0-0	.000	0	1	1	0.3	1-0	0	0	0	0	0	0.0
2021-22	UVa	2-0	4/2.0	0-1	.000	0-0	.000	0-0	.000	0	1	1	0.5	0-0	0	0	0	0	0	0.0
TOTAL		24-0	68/2.8	4-13	.308	0-4	.000	2-4	.500	4	8	12	0.5	12-0	1	6	2	2	10	0.4


Single Game Highs

Statistic	Value
Points	2 4 times
Rebounds	3 vs Coppin St. 11/16/18, vs William & Mary 12/22/18
Assists	1 vs Pittsburgh 03/02/19
Steals	1 vs Pittsburgh 03/02/19, vs Coppin St. 11/16/18
Blocks	1 at Syracuse 03/04/19, vs Coppin St. 11/16/18
FG Made	1 4 times
FG Attempts	4 vs Coppin St. 11/16/18
3FG Attempts	1 4 times
FT Made	1 vs Towson 11/06/18, vs Morgan St. 12/03/18
FT Attempts	2 vs Towson 11/06/18, vs Morgan St. 12/03/18

Opponent	Date	GS	MIN	Total		3-Pointers		Free throws		Rebounds				Scoring						
				FG-FGA	PCT	3FG-3FGA	PCT	FT-FTA	PCT	OFF	DEF	TOT	AVG	PF	A	TO	BLK	STL	PTS	AVG
Lehigh	11/26/2021		01:49	0-0	.000	0-0	.000	0-0	.000	0	1	1	1.0	0	0	0	0	0	0	0.0
Fairleigh Dickinson	12/18/2021		02:12	0-1	.000	0-0	.000	0-0	.000	0	0	0	0.5	0	0	0	0	0	0	0.0
Totals		0	04:01	0-1	.000	0-0	.000	0-0	.000	0	1	1	0.5	0	0	0	0	0	0	0.0

Player Averages

Games Played	Minutes/game	Points/game	FG Pct	3FG Pct	FT Pct	Rebounds/game	Assists/game	Turnovers/game	Assist/Turnover ratio	Steals/game	Blocks/game
2	2.0	0.0	0.0	0.0	0.0	0.5	0.0	0.0	0.0	0.0	0.0



10 TAINÉ MURRAY

Freshman • Guard • 6-5 • 207
Auckland, N.Z. • Rosmini College

2021-22 HIGHLIGHTS

- Made collegiate debut vs. Navy (11/9/21)
- Scored career-high 14 points vs. Iowa (11/29/21)
- Tallied seven points at Syracuse (1/1/22)
- Played three minutes vs. North Carolina (3/10/22)
- Scored two points in 10 minutes vs. Mississippi State (3/16/22)
- Played two minutes at North Texas (3/20/22)

		Field Goals		3-Point		F-Throws		Rebounds				Scoring								
SEASON	TEAM	GP-GS	MIN/AVG	FG-FGA	FG%	3FG-3FGA	3FG%	FT-FTA	FT%	OFF	DEF	TOT	AVG	PF-FO	A	TO	BLK	STL	PTS	AVG
2021-22	Uva	19-0	143/7.5	13-33	.394	8-23	.348	4-8	.500	6	11	17	0.9	14-0	2	4	1	2	38	2.0
TOTAL		19-0	143/7.5	13-33	.394	8-23	.348	4-8	.500	6	11	17	0.9	14-0	2	4	1	2	38	2.0

Single Game Highs

Statistic	Value	
Points	14	vs Iowa 11/29/21
Rebounds	2	6 times
Assists	1	at James Madison 12/07/21, at Syracuse 01/01/22
Steals	1	vs Radford 11/12/21, at NC State 01/22/22
Blocks	1	vs Pittsburgh 12/03/21
FG Made	5	vs Iowa 11/29/21
FG Attempts	7	vs Iowa 11/29/21
3FG Made	4	vs Iowa 11/29/21
3FG Attempts	6	vs Iowa 11/29/21
FT Made	2	at Clemson 01/04/22
FT Attempts	2	at Houston 11/16/21, at James Madison 12/07/21, at Clemson 01/04/22

Opponent	Date	GS	MIN	Total		3-Pointers		Free throws		Rebounds				PF	A	TO	BLK	STL	PTS	AVG
				FG-FGA	PCT	3FG-3FGA	PCT	FT-FTA	PCT	OFF	DEF	TOT	AVG							
Navy	11/09/2021		02:06	0-0	.000	0-0	.000	0-0	.000	0	0	0	0.0	1	0	1	0	0	0	0.0
Radford	11/12/2021		14:33	1-1	1.000	1-1	1.000	0-0	.000	0	1	1	0.5	2	0	0	0	1	3	1.5
at Houston	11/16/2021		07:07	0-2	.000	0-0	.000	1-2	.500	1	1	2	1.0	0	0	0	0	0	1	1.3
Coppin St.	11/19/2021		02:59	0-0	.000	0-0	.000	0-0	.000	0	0	0	0.8	0	0	0	0	0	0	1.0
Lehigh	11/26/2021		03:13	0-2	.000	0-0	.000	0-0	.000	0	0	0	0.6	1	0	0	0	0	0	0.8
Iowa	11/29/2021		20:47	5-7	.714	4-6	.667	0-1	.000	0	2	2	0.8	2	0	0	0	0	14	3.0
Pittsburgh	12/03/2021		16:05	2-4	.500	1-3	.333	0-0	.000	1	1	2	1.0	0	0	1	1	0	5	3.3
at James Madison	12/07/2021		12:08	0-4	.000	0-4	.000	1-2	.500	0	1	1	1.0	0	1	0	0	0	1	3.0
Fairleigh Dickinson	12/18/2021		07:55	1-1	1.000	1-1	1.000	0-0	.000	0	0	0	0.9	1	0	1	0	0	3	3.0
Clemson	12/22/2021		02:40	0-0	.000	0-0	.000	0-1	.000	0	2	2	1.0	1	0	0	0	0	0	2.7
at Syracuse	01/01/2022		13:54	3-5	.600	1-3	.333	0-0	.000	1	0	1	1.0	1	1	0	0	0	7	3.1
at Clemson	01/04/2022		08:48	0-0	.000	0-0	.000	2-2	1.000	1	0	1	1.0	1	0	1	0	0	2	3.0
at North Carolina	01/08/2022		04:46	0-1	.000	0-1	.000	0-0	.000	0	1	1	1.0	2	0	0	0	0	0	2.8
at NC State	01/22/2022		08:02	0-3	.000	0-2	.000	0-0	.000	2	0	2	1.1	0	0	0	0	1	0	2.6
at Notre Dame	01/29/2022		01:22	0-0	.000	0-0	.000	0-0	.000	0	0	0	1.0	1	0	0	0	0	0	2.4
Miami (FL)	02/05/2022		01:36	0-0	.000	0-0	.000	0-0	.000	0	0	0	0.9	1	0	0	0	0	0	2.3
vs North Carolina	03/10/2022		02:56	0-1	.000	0-1	.000	0-0	.000	0	0	0	0.9	0	0	0	0	0	0	2.1
Mississippi St.	03/16/2022		10:04	1-2	.500	0-1	.000	0-0	.000	0	2	2	0.9	0	0	0	0	0	2	2.1
at North Texas	03/20/2022		02:13	0-0	.000	0-0	.000	0-0	.000	0	0	0	0.9	0	0	0	0	0	0	2.0
Totals		0	143:14	13-33	.394	8-23	.348	4-8	.500	6	11	17	0.9	14	2	4	1	2	38	2.0

Player Averages

Games Played	Minutes/game	Points/game	FG Pct	3FG Pct	FT Pct	Rebounds/game	Assists/game	Turnovers/game	Assist/Turnover ratio	Steals/game	Blocks/game
19	7.5	2.0	39.4	34.8	50.0	0.9	0.1	0.2	0.5	0.1	0.1



11 MALACHI POINDEXTER

Sophomore • Guard • 6-2 • 190
 Mineral, Va. • St. Annes-Belfield School

2021-22 HIGHLIGHTS

- Made season debut at Houston (11/16/21)
- Scored two points in career-high 14 minutes vs. Coppin State (11/19/21)
- Tallied three points and one assist vs. Lehigh (11/26/21)
- Recorded seven points and three assists vs. FDU (12/18/21)
- Played 13 minutes at Duke (2/7/22)
- Played 11 minutes vs. Georgia Tech (2/12/22)
- Saw eight minutes of action at Virginia Tech (2/14/22)
- Scored two points vs. Florida State (2/26/22)
- Tallied two points in four minutes vs. Louisville (3/9/22)
- Scored three points in six minutes vs. North Carolina (3/10/22)
- Played three minutes at North Texas (3/20/22)

SEASON TEAM	GP-GS	MIN/AVG	Field Goals		3-Point		F-Throws		Rebounds				Scoring						
			FG-FGA	FG%	3FG-3FGA	3FG%	FT-FTA	FT%	OFF	DEF	TOT	AVG	PF-FO	A	TO	BLK	STL	PTS	AVG
2020-21 UVa	3-0	3/1.1	0-2	.000	0-2	.000	0-0	.000	0	0	0	0.0	0-0	0	0	0	0	0	0.0
2021-22 UVa	19-0	121/6.4	8-16	.500	3-8	.375	0-0	.000	1	9	10	0.5	9-0	7	3	0	0	19	1.0
TOTAL	22-0	124/5.7	8-18	.444	3-10	.300	0-0	.000	1	9	10	0.5	9-0	7	3	0	0	19	0.9


Single Game Highs

Statistic	Value
Points	7 vs Fairleigh Dickinson 12/18/21
Rebounds	2 vs Lehigh 11/26/21, at Duke 02/07/22
Assists	3 vs Fairleigh Dickinson 12/18/21
FG Made	3 vs Fairleigh Dickinson 12/18/21
FG Attempts	3 vs Coppin St. 11/19/21, vs Lehigh 11/26/21, vs Fairleigh Dickinson 12/18/21
3FG Made	1 vs Lehigh 11/26/21, vs Fairleigh Dickinson 12/18/21, vs North Carolina 03/10/22
3FG Attempts	1 10 times

Opponent	Date	GS	MIN	Total		3-Pointers		Free throws		Rebounds				PF	A	TO	BLK	STL	PTS	AVG
				FG-FGA	PCT	3FG-3FGA	PCT	FT-FTA	PCT	OFF	DEF	TOT	AVG							
at Houston	11/16/2021		02:11	0-0	.000	0-0	.000	0-0	.000	0	0	0	0.0	0	0	0	0	0	0.0	
Coppin St.	11/19/2021		14:28	1-3	.333	0-1	.000	0-0	.000	0	1	1	0.5	1	0	0	0	0	2	1.0
vs Georgia	11/22/2021		03:01	0-0	.000	0-0	.000	0-0	.000	0	0	0	0.3	0	0	0	0	0	0.7	
vs Providence	11/23/2021		05:45	0-0	.000	0-0	.000	0-0	.000	0	1	1	0.5	1	1	0	0	0	0.5	
Lehigh	11/26/2021		11:31	1-3	.333	1-1	1.000	0-0	.000	0	2	2	0.8	1	1	0	0	3	1.0	
Iowa	11/29/2021		03:17	0-1	.000	0-1	.000	0-0	.000	0	0	0	0.7	0	0	0	0	0	0.8	
Fairleigh Dickinson	12/18/2021		14:09	3-3	1.000	1-1	1.000	0-0	.000	0	1	1	0.7	2	3	0	0	7	1.7	
Clemson	12/22/2021		08:21	0-1	.000	0-1	.000	0-0	.000	0	1	1	0.8	0	0	1	0	0	1.5	
Miami (FL)	02/05/2022		01:36	0-0	.000	0-0	.000	0-0	.000	0	0	0	0.7	0	0	0	0	0	1.3	
at Duke	02/07/2022		13:28	0-0	.000	0-0	.000	0-0	.000	0	2	2	0.8	1	0	1	0	0	1.2	
Georgia Tech	02/12/2022		10:43	0-1	.000	0-1	.000	0-0	.000	1	0	1	0.8	1	1	0	0	0	1.1	
at Virginia Tech	02/14/2022		08:18	0-0	.000	0-0	.000	0-0	.000	0	0	0	0.8	0	0	0	0	0	1.0	
at Miami (FL)	02/19/2022		01:26	0-0	.000	0-0	.000	0-0	.000	0	1	1	0.8	1	0	0	0	0	0.9	
Duke	02/23/2022		01:49	0-1	.000	0-1	.000	0-0	.000	0	0	0	0.7	1	0	0	0	0	0.9	
Florida St.	02/26/2022		04:58	1-1	1.000	0-0	.000	0-0	.000	0	0	0	0.7	0	0	0	0	2	0.9	
vs Louisville	03/09/2022		04:00	1-1	1.000	0-0	.000	0-0	.000	0	0	0	0.6	0	0	1	0	0	2	1.0
vs North Carolina	03/10/2022		06:18	1-1	1.000	1-1	1.000	0-0	.000	0	0	0	0.6	0	1	0	0	3	1.1	
at North Texas	03/20/2022		03:24	0-0	.000	0-0	.000	0-0	.000	0	0	0	0.6	0	0	0	0	0	1.1	
St. Bonaventure	03/22/2022		02:21	0-0	.000	0-0	.000	0-0	.000	0	0	0	0.5	0	0	0	0	0	1.0	
Totals		0	121:04	8-16	.500	3-8	.375	0-0	.000	1	9	10	0.5	9	7	3	0	0	19	1.0

Player Averages

Games Played	Minutes/game	Points/game	FG Pct	3FG Pct	FT Pct	Rebounds/game	Assists/game	Turnovers/game	Assist/Turnover ratio	Steals/game	Blocks/game
19	6.4	1.0	50.0	37.5	0.0	0.5	0.4	0.2	2.3	0.0	0.0



12 CHASE COLEMAN

Junior • Guard • 5-9 • 161
Norfolk, Va. • Maury

2021-22 HIGHLIGHTS

- Scored two points in season debut at Houston (11/16/21)
- Played two minutes vs. FDU (12/18/21)

		Field Goals		3-Point		F-Throws		Rebounds				Scoring								
SEASON	TEAM	GP-GS	MIN/AVG	FG-FGA	FG%	3FG-3FGA	3FG%	FT-FTA	FT%	OFF	DEF	TOT	AVG	PF-FO	A	TO	BLK	STL	PTS	AVG
2019-20	UVa	17-0	87/5.1	5-18	.278	2-8	.250	0-0	.000	0	8	8	0.5	9-0	4	7	0	5	12	0.7
2020-21	UVa	5-0	7/1.4	1-1	1.000	0-0	.000	0-0	.000	0	1	1	0.2	1-0	0	0	0	0	2	0.4
2021-22	UVa	4-0	7/1.8	1-2	.500	0-1	.000	0-0	.000	0	0	0	0.0	0-0	0	2	0	1	2	0.5
TOTAL		26-0	101/3.9	7-21	.333	2-9	.222	0-0	.000	0	9	9	0.3	10-0	4	9	0	6	16	0.6

Single Game Highs

Statistic	Value
Points	3 vs Virginia Tech 01/04/20, vs Arizona St. 11/24/19
Rebounds	2 vs Massachusetts 11/23/19
Assists	1 4 times
Steals	1 6 times
FG Made	1 7 times
FG Attempts	3 vs James Madison 11/10/19, vs Arizona St. 11/24/19
3FG Made	1 vs Virginia Tech 01/04/20, vs Arizona St. 11/24/19
3FG Attempts	2 at Boston College 01/07/20, vs Arizona St. 11/24/19

Opponent	Date	GS	MIN	Total		3-Pointers		Free throws		Rebounds				PF	A	TO	BLK	STL	PTS	AVG
				FG-FGA	PCT	3FG-3FGA	PCT	FT-FTA	PCT	OFF	DEF	TOT	AVG							
at Houston	11/16/2021		01:24	1-1	1.000	0-0	.000	0-0	.000	0	0	0	0.0	0	0	0	0	0	2	2.0
Lehigh	11/26/2021		01:49	0-1	.000	0-1	.000	0-0	.000	0	0	0	0.0	0	0	1	0	0	0	1.0
Fairleigh Dickinson	12/18/2021		02:12	0-0	.000	0-0	.000	0-0	.000	0	0	0	0.0	0	0	0	0	1	0	0.7
Miami (FL)	02/05/2022		01:36	0-0	.000	0-0	.000	0-0	.000	0	0	0	0.0	0	0	1	0	0	0	0.5
Totals		0	07:01	1-2	.500	0-1	.000	0-0	.000	0	0	0	0.0	0	0	2	0	1	2	0.5

Player Averages

Games Played	Minutes/game	Points/game	FG Pct	3FG Pct	FT Pct	Rebounds/game	Assists/game	Turnovers/game	Assist/Turnover ratio	Steals/game	Blocks/game
4	1.8	0.5	50.0	0.0	0.0	0.0	0.0	0.5	0.0	0.3	0.0



21 KADIN SHEDRICK

RS Sophomore • Forward • 6-11 • 231
Holly Springs, N.C. • Holly Springs

2021-22 HIGHLIGHTS

- All-ACC Academic Team
- Registered seven points, seven rebounds and career-best three steals vs. Navy (11/9/21)
- Blocked four shots and made career-high 10 free throws vs. Radford (11/12/21)
- Registered first career double-double with 10 points and 10 rebounds along with three blocks vs. Coppin State (11/19/21)
- Blocked four shots vs. Georgia (11/22/21)
- Blocked five shots vs. Providence (11/23/21)
- Registered eight points (4-4 FGs), five rebounds and three blocks vs. Lehigh (11/26/21)
- Posted nine points and six rebounds vs. Iowa (11/29/21)
- Scored eight points and blocked three shots at JMU (12/7/21)
- Blocked career-high six shots vs. Clemson (12/22/21)
- Tallied 12 points along with 11 rebounds at Syracuse (1/1/22)
- Scored eight points and blocked four shots at Clemson (1/4/22)
- Tallied 12 points (6-6 FGs) at Pitt (1/19/22)
- Recorded 11 points, six rebounds and three blocks vs. UL (1/24/22)
- Scored 13 points along with eight rebounds vs. Boston College (2/1/22)
- Scored 16 points (8-8 FGs) at Duke (2/7/22)
- Tallied 11 points and eight rebounds at Virginia Tech (2/14/22)
- Recorded 13 points and career-high 13 rebounds at Miami (2/19/22)
- Scored career-high 20 points (8-9 FGs, 4-4 FTs) at Louisville (3/5/22)
- Recorded eight points and nine rebounds vs. St. Bonaventure (3/22/22)

		Field Goals		3-Point		F-Throws		Rebounds				Scoring								
SEASON	TEAM	GP-GS	MIN/AVG	FG-FGA	FG%	3FG-3FGA	3FG%	FT-FTA	FT%	OFF	DEF	TOT	AVG	PF-FO	A	TO	BLK	STL	PTS	AVG
2020-21	UVa	11-0	87/7.9	11-21	.524	0-1	.000	6-9	.667	12	12	24	2.2	14-0	3	6	4	2	28	2.5
2021-22	UVa	35-19	727/20.8	91-142	.641	0-1	.000	61-86	.709	55	123	178	5.1	97-2	8	31	67	20	243	6.9
TOTAL		46-19	814/17.7	102-163	.626	0-2	.000	67-95	.705	67	135	202	4.4	111-2	11	37	71	22	271	5.9

Single Game Highs

Statistic	Value	
Points	20	at Louisville 03/05/22
Rebounds	13	at Miami (FL) 02/19/22
Assists	2	vs Gonzaga 12/26/20, at Miami (FL) 02/19/22
Steals	3	vs Navy 11/09/21
Blocks	6	vs Clemson 12/22/21
FG Made	8	at Duke 02/07/22, at Louisville 03/05/22
FG Attempts	9	at Louisville 03/05/22
3FG Attempts	1	vs San Francisco 11/27/20, at Houston 11/16/21
FT Made	10	vs Radford 11/12/21
FT Attempts	10	vs Radford 11/12/21

Opponent	Date	GS	MIN	Total		3-Pointers		Free throws		Rebounds				PF	A	TO	BLK	STL	PTS	AVG	
				FG-FGA	PCT	3FG-3FGA	PCT	FT-FTA	PCT	OFF	DEF	TOT	AVG								
Navy	11/09/2021	*	22:36	3-5	.600	0-0	.000	1-2	.500	2	5	7	7.0	4	0	2	1	3	7	7.0	
Radford	11/12/2021	*	22:58	0-3	.000	0-0	.000	10-10	1.000	2	3	5	6.0	3	0	1	4	1	10	8.5	
at Houston	11/16/2021	*	22:59	2-4	.500	0-1	.000	0-3	.000	0	3	3	5.0	0	0	0	3	0	4	7.0	
Coppin St.	11/19/2021	*	19:54	3-4	.750	0-0	.000	4-5	.800	4	6	10	6.3	3	0	3	3	0	10	7.8	
vs Georgia	11/22/2021	*	18:37	0-2	.000	0-0	.000	3-4	.750	2	5	7	6.4	4	0	1	4	1	3	6.8	
vs Providence	11/23/2021	*	23:43	2-6	.333	0-0	.000	0-0	.000	1	6	7	6.5	4	0	1	5	0	4	6.3	
Lehigh	11/26/2021	*	20:29	4-4	1.000	0-0	.000	0-0	.000	2	3	5	6.3	3	1	1	3	1	8	6.6	
Iowa	11/29/2021	*	23:37	4-6	.667	0-0	.000	1-2	.500	2	4	6	6.3	3	0	0	1	0	9	6.9	
Pittsburgh	12/03/2021	*	20:32	3-6	.500	0-0	.000	0-2	.000	0	0	0	5.6	4	0	0	2	2	6	6.8	
at James Madison	12/07/2021	*	26:36	3-3	1.000	0-0	.000	2-2	1.000	0	5	5	5.5	3	0	1	3	0	8	6.9	
Fairleigh Dickinson	12/18/2021	*	15:14	2-2	1.000	0-0	.000	0-0	.000	2	2	4	5.4	1	1	1	0	0	4	6.6	
Clemson	12/22/2021	*	22:48	0-2	.000	0-0	.000	2-2	1.000	1	1	2	5.1	2	1	4	6	0	2	6.3	
at Syracuse	01/01/2022	*	31:00	5-8	.625	0-0	.000	2-3	.667	4	7	11	5.5	3	0	0	1	2	12	6.7	
at Clemson	01/04/2022	*	18:22	2-2	1.000	0-0	.000	4-6	.667	2	4	6	5.6	4	0	1	4	0	8	6.8	
at North Carolina	01/08/2022	*	17:23	0-1	.000	0-0	.000	0-0	.000	0	2	2	5.3	0	0	0	2	1	0	6.3	
Virginia Tech	01/12/2022	*	16:54	0-0	.000	0-0	.000	0-0	.000	0	4	4	5.3	3	0	1	2	0	0	5.9	
Wake Forest	01/15/2022		18:51	1-3	.333	0-0	.000	2-2	1.000	1	4	5	5.2	2	1	0	2	2	4	5.8	
at Pittsburgh	01/19/2022		15:53	6-6	1.000	0-0	.000	0-1	.000	2	1	3	5.1	5	0	2	2	0	12	6.2	
at NC State	01/22/2022		17:01	4-8	.500	0-0	.000	0-0	.000	3	1	4	5.1	2	0	1	3	0	8	6.3	
Louisville	01/24/2022		24:08	4-7	.571	0-0	.000	3-5	.600	0	6	6	5.1	1	1	1	3	0	11	6.5	
at Notre Dame	01/29/2022		10:35	1-1	1.000	0-0	.000	0-0	.000	3	1	4	5.0	2	1	1	0	0	2	6.3	
Boston College	02/01/2022		30:49	4-7	.571	0-0	.000	5-8	.625	4	4	8	5.2	2	0	0	1	2	13	6.6	
Miami (FL)	02/05/2022		15:42	3-3	1.000	0-0	.000	0-0	.000	0	4	4	5.1	3	0	0	0	0	6	6.6	
at Duke	02/07/2022		24:11	8-8	1.000	0-0	.000	0-0	.000	3	3	6	5.2	2	0	0	0	0	16	7.0	
Georgia Tech	02/12/2022		18:06	0-1	.000	0-0	.000	2-2	1.000	0	3	3	5.1	2	0	0	3	0	2	6.8	
at Virginia Tech	02/14/2022		21:46	4-7	.571	0-0	.000	3-4	.750	3	3	6	5.1	4	0	0	1	1	11	6.9	
at Miami (FL)	02/19/2022		30:23	3-5	.600	0-0	.000	7-9	.778	2	11	13	5.4	4	2	1	1	1	13	7.1	
Duke	02/23/2022		25:60	1-1	1.000	0-0	.000	0-0	.000	0	4	4	5.4	2	0	1	1	0	2	7.0	
Florida St.	02/26/2022		10:31	1-1	1.000	0-0	.000	0-0	.000	2	2	4	5.3	3	0	1	0	0	2	6.8	
at Louisville	03/05/2022		23:06	8-9	.889	0-0	.000	4-4	1.000	5	0	5	5.3	4	0	1	0	1	20	7.2	
vs Louisville	03/09/2022	*	20:40	1-2	.500	0-0	.000	3-4	.750	0	2	2	5.2	3	0	1	3	0	5	7.2	
vs North Carolina	03/10/2022		22:33	4-6	.667	0-0	.000	0-2	.000	1	4	5	5.2	3	0	1	1	1	8	7.2	
Mississippi St.	03/16/2022	*	14:22	1-3	.333	0-0	.000	0-0	.000	0	3	3	5.1	2	0	1	0	0	2	7.0	
at North Texas	03/20/2022		10:55	1-2	.500	0-0	.000	1-2	.500	0	0	0	5.0	5	0	0	0	0	3	6.9	
St. Bonaventure	03/22/2022	*	27:32	3-4	.750	0-0	.000	2-2	1.000	2	7	9	5.1	2	0	2	2	1	8	6.9	
Totals			19	726:46	91-142	.641	0-1	.000	61-86	.709	55	123	178	5.1	97	8	31	67	20	243	6.9

Player Averages

Games Played	Minutes/game	Points/game	FG Pct	3FG Pct	FT Pct	Rebounds/game	Assists/game	Turnovers/game	Assist/Turnover ratio	Steals/game	Blocks/game
35	20.8	6.9	64.1	0.0	70.9	5.1	0.2	0.9	0.3	0.6	1.9



22 FRANCISCO CAFFARO

RS Junior • Center • 7-1 • 242
 Santa Fe, Argentina • NBA Global Academy

2021-22 HIGHLIGHTS

- Totaled six rebounds vs. Radford (11/12/21)
- Netted three points along with four rebounds at Houston (11/16/21)
- Matched career high with seven rebounds vs. Providence (11/23/21)
- Registered eight points, five rebounds and one block vs. Lehigh (11/26/21)
- Blocked career-high two shots vs. FDU (12/18/21)
- Scored eight points at Clemson (1/4/22)
- Registered career highs in points (16), free throws (6), free throw attempts (10) and minutes (31) vs. Virginia Tech (1/12/22)
- Moved into the starting lineup vs. Wake Forest (1/15/22)
- Scored nine points along with seven rebounds vs. Louisville (1/24/22)
- Recorded first career double-double with 11 points and career-high 12 rebounds at Notre Dame (1/29/22)
- Tallied eight points and six rebounds at Duke (2/7/22)
- Registered six points and eight rebounds vs. Georgia Tech (2/12/22)
- Recorded seven points and game-high 11 rebounds vs. Florida State (2/26/22)
- Grabbed eight rebounds vs. Louisville (3/9/22)
- Scored eight points along with five rebounds vs. Mississippi State (3/16/22)

SEASON	TEAM	GP-GS	MIN/AVG	Field Goals		3-Point		F-Throws		Rebounds				Scoring						
				FG-FGA	FG%	3FG-3FGA	3FG%	FT-FTA	FT%	OFF	DEF	TOT	AVG	PF-FO	A	TO	BLK	STL	PTS	AVG
2019-20	UVa	20-2	150/7.5	9-17	.529	0-0	.000	10-15	.667	10	14	24	1.2	24-0	0	9	5	2	28	1.4
2020-21	UVa	17-0	117/6.9	6-12	.500	0-0	.000	8-10	.800	9	12	21	1.2	16-0	2	7	1	0	20	1.2
2021-22	UVa	35-16	620/17.7	55-105	.524	0-0	.000	41-68	.603	55	107	162	4.6	79-3	8	32	11	7	151	4.3
TOTAL		72-18	887/12.3	70-134	.522	0-0	.000	59-93	.634	74	133	207	2.9	119-3	10	48	17	9	199	2.8

Single Game Highs

Statistic	Value	
Points	16	vs Virginia Tech 01/12/22
Rebounds	12	at Notre Dame 01/29/22
Assists	1	10 times
Steals	2	at Notre Dame 01/29/22
Blocks	2	vs Fairleigh Dickinson 12/18/21, vs Florida St. 02/26/22
FG Made	5	vs Virginia Tech 01/12/22, at Notre Dame 01/29/22
FG Attempts	9	vs Wake Forest 01/15/22, at Notre Dame 01/29/22
FT Made	6	vs Virginia Tech 01/12/22
FT Attempts	10	vs Virginia Tech 01/12/22

Opponent	Date	GS	MIN	Total		3-Pointers		Free throws		Rebounds				PF	A	TO	BLK	STL	PTS	AVG
				FG-FGA	PCT	3FG-3FGA	PCT	FT-FTA	PCT	OFF	DEF	TOT	AVG							
Navy	11/09/2021		14:30	1-2	.500	0-0	.000	1-2	.500	2	2	4	4.0	3	0	2	0	0	3	3.0
Radford	11/12/2021		14:18	0-0	.000	0-0	.000	2-4	.500	2	4	6	5.0	3	1	1	0	1	2	2.5
at Houston	11/16/2021		23:10	0-0	.000	0-0	.000	3-6	.500	2	2	4	4.7	2	0	0	0	0	3	2.7
Coppin St.	11/19/2021		09:45	0-1	.000	0-0	.000	0-0	.000	1	1	2	4.0	4	0	1	0	0	0	2.0
vs Georgia	11/22/2021		19:37	1-2	.500	0-0	.000	1-3	.333	1	4	5	4.2	4	0	0	1	0	3	2.2
vs Providence	11/23/2021		16:17	1-2	.500	0-0	.000	2-4	.500	3	4	7	4.7	1	0	2	1	0	4	2.5
Lehigh	11/26/2021		19:47	4-6	.667	0-0	.000	0-0	.000	3	2	5	4.7	2	1	1	1	0	8	3.3
Iowa	11/29/2021		06:26	0-1	.000	0-0	.000	2-2	1.000	1	0	1	4.3	1	0	1	0	0	2	3.1
Pittsburgh	12/03/2021		17:16	3-4	.750	0-0	.000	0-0	.000	0	2	2	4.0	5	0	1	0	1	6	3.4
at James Madison	12/07/2021		10:07	1-1	1.000	0-0	.000	1-2	.500	0	2	2	3.8	2	0	0	0	0	3	3.4
Fairleigh Dickinson	12/18/2021		17:45	1-5	.200	0-0	.000	2-2	1.000	1	3	4	3.8	4	0	1	2	0	4	3.5
Clemson	12/22/2021		06:29	0-1	.000	0-0	.000	0-0	.000	0	0	0	3.5	2	0	1	0	0	0	3.2
at Syracuse	01/01/2022		09:00	0-1	.000	0-0	.000	0-0	.000	0	0	0	3.2	1	1	1	0	0	0	2.9
at Clemson	01/04/2022		18:41	3-3	1.000	0-0	.000	2-2	1.000	0	2	2	3.1	2	0	0	0	0	8	3.3
at North Carolina	01/08/2022		19:08	1-2	.500	0-0	.000	0-0	.000	0	0	0	2.9	4	0	2	1	0	2	3.2
Virginia Tech	01/12/2022		30:31	5-7	.714	0-0	.000	6-10	.600	5	4	9	3.3	2	0	0	0	0	16	4.0
Wake Forest	01/15/2022	*	24:19	2-9	.222	0-0	.000	1-3	.333	3	3	6	3.5	2	1	0	0	1	5	4.1
at Pittsburgh	01/19/2022	*	23:30	2-3	.667	0-0	.000	0-1	.000	2	3	5	3.6	5	1	1	0	1	4	4.1
at NC State	01/22/2022	*	22:59	1-2	.500	0-0	.000	0-2	.000	2	6	8	3.8	1	0	0	0	0	2	3.9
Louisville	01/24/2022	*	18:32	2-3	.667	0-0	.000	5-6	.833	2	5	7	4.0	1	0	1	0	0	9	4.2
at Notre Dame	01/29/2022	*	28:20	5-9	.556	0-0	.000	1-2	.500	2	10	12	4.3	3	1	2	0	2	11	4.5
Boston College	02/01/2022	*	14:21	1-2	.500	0-0	.000	2-2	1.000	0	1	1	4.2	1	0	2	0	1	4	4.5
Miami (FL)	02/05/2022	*	22:42	4-4	1.000	0-0	.000	0-0	.000	1	4	5	4.2	0	1	1	0	0	8	4.7
at Duke	02/07/2022	*	15:49	3-6	.500	0-0	.000	2-2	1.000	1	5	6	4.3	4	0	0	0	0	8	4.8
Georgia Tech	02/12/2022	*	21:54	1-2	.500	0-0	.000	4-5	.800	4	4	8	4.4	0	0	0	0	0	6	4.8
at Virginia Tech	02/14/2022	*	20:26	2-3	.667	0-0	.000	0-0	.000	1	4	5	4.5	3	0	1	1	0	4	4.8
at Miami (FL)	02/19/2022	*	09:37	1-3	.333	0-0	.000	0-0	.000	2	1	3	4.4	1	0	0	0	0	2	4.7
Duke	02/23/2022	*	13:26	0-5	.000	0-0	.000	0-0	.000	2	4	6	4.5	1	0	1	0	0	0	4.5
Florida St.	02/26/2022	*	17:42	2-2	1.000	0-0	.000	3-4	.750	4	7	11	4.7	1	0	1	2	0	7	4.6
at Louisville	03/05/2022	*	12:54	0-1	.000	0-0	.000	0-0	.000	0	0	0	4.5	3	0	2	0	0	0	4.5
vs Louisville	03/09/2022		20:49	2-3	.667	0-0	.000	0-0	.000	2	6	8	4.6	1	0	2	0	0	4	4.5
vs North Carolina	03/10/2022	*	17:27	0-1	.000	0-0	.000	0-0	.000	1	5	6	4.7	1	0	1	1	0	0	4.3
Mississippi St.	03/16/2022		30:08	4-5	.800	0-0	.000	0-0	.000	2	3	5	4.7	4	1	2	1	0	8	4.4
at North Texas	03/20/2022	*	20:14	0-1	.000	0-0	.000	1-4	.250	2	1	3	4.6	5	0	1	0	0	1	4.3
St. Bonaventure	03/22/2022		12:28	2-3	.667	0-0	.000	0-0	.000	1	3	4	4.6	0	0	0	0	0	4	4.3
Totals		16	620:23	55-105	.524	0-0	.000	41-68	.603	55	107	162	4.6	79	8	32	11	7	151	4.3

Player Averages

Games Played	Minutes/game	Points/game	FG Pct	3FG Pct	FT Pct	Rebounds/game	Assists/game	Turnovers/game	Assist/Turnover ratio	Steals/game	Blocks/game
35	17.7	4.3	52.4	0.0	60.3	4.6	0.2	0.9	0.3	0.2	0.3



23 KODY STATTMANN

Senior • Guard • 6-8 • 200
Cairns, Australia • St. Augustine's College

2021-22 HIGHLIGHTS

- Recorded eight points and matched a career high with a pair of 3-pointers at Houston (11/16/21)
- Scored eight points and matched a career high with two 3-pointers vs. Coppin State (11/19/21)
- Scored five points at Clemson (1/4/22)
- Contributed six points and matched a career high with a pair of 3-pointers at UNC (1/8/22)
- Matched career highs in points (11) and 3-pointers (2) vs. Wake Forest (1/15/22)
- Scored eight points and matched a career high with two 3-pointers at NC State (1/22/22)
- Matched career high with three steals and added two blocks vs. Boston College (2/1/22)
- Tallied five points, two rebounds, two assists and one steal vs. Georgia Tech (2/12/22)
- Recorded eight points, four rebounds and two blocks at Miami (2/19/22)
- Registered three points, two assists, two steals and two blocks in Senior Day start vs. Florida State (2/26/22)
- Tied a career-high with 11 points at Louisville (3/5/22)
- Scored nine points along with a career-high 10 rebounds at North Texas (3/20/22)

SEASON TEAM	GP-GS	MIN/AVG	Field Goals		3-Point		F-Throws		Rebounds				Scoring						
			FG-FGA	FG%	3FG-3FGA	3FG%	FT-FTA	FT%	OFF	DEF	TOT	AVG	PF-FO	A	TO	BLK	STL	PTS	AVG
2018-19 UVa	18-0	75/4.1	9-21	.429	4-15	.267	8-9	.889	2	9	11	0.6	8-0	2	5	0	1	30	1.7
2019-20 UVa	24-10	514/21.4	33-98	.337	14-52	.269	6-9	.667	10	48	58	2.4	24-0	16	21	10	9	86	3.6
2020-21 UVa	4-0	35/8.7	7-12	.583	0-2	.000	0-0	.000	0	7	7	1.8	1-0	2	0	1	1	14	3.5
2021-22 UVa	35-1	554/15.8	39-115	.339	20-59	.339	16-24	.667	13	46	59	1.7	25-0	27	19	12	9	114	3.3
TOTAL	81-11	1177/14.5	88-246	.358	38-128	.297	30-42	.714	25	110	135	1.7	58-0	47	45	23	20	244	3.0

Single Game Highs

Statistic	Value
Points	11 at Boston College 01/07/20, vs Wake Forest 01/15/22, at Louisville 03/05/22
Rebounds	10 at North Texas 03/20/22
Assists	4 vs Syracuse 01/11/20
Steals	3 at North Carolina 02/15/20, vs Boston College 02/01/22
Blocks	3 vs Columbia 11/16/19
FG Made	5 at Boston College 01/07/20
FG Attempts	10 vs Virginia Tech 01/04/20
3FG Made	2 7 times
3FG Attempts	6 vs James Madison 11/10/19
FT Made	4 4 times
FT Attempts	6 at Louisville 03/05/22

Opponent	Date	GS	MIN	Total		3-Pointers		Free throws		Rebounds				PF	A	TO	BLK	STL	PTS	AVG
				FG-FGA	PCT	3FG-3FGA	PCT	FT-FTA	PCT	OFF	DEF	TOT	AVG							
Navy	11/09/2021		17:04	1-3	.333	1-1	1.000	0-0	.000	1	0	1	1.0	0	1	1	0	0	3	3.0
Radford	11/12/2021		10:42	0-0	.000	0-0	.000	0-0	.000	0	0	0	0.5	1	0	0	0	0	0	1.5
at Houston	11/16/2021		20:26	3-5	.600	2-3	.667	0-0	.000	0	3	3	1.3	0	1	1	0	0	8	3.7
Coppin St.	11/19/2021		15:12	3-5	.600	2-4	.500	0-0	.000	0	0	0	1.0	3	1	1	0	0	8	4.8
vs Georgia	11/22/2021		12:21	0-2	.000	0-1	.000	0-0	.000	0	1	1	1.0	1	1	0	1	0	0	3.8
vs Providence	11/23/2021		13:29	0-1	.000	0-1	.000	0-0	.000	0	1	1	1.0	1	0	1	0	0	0	3.2
Lehigh	11/26/2021		10:03	0-2	.000	0-0	.000	2-4	.500	0	0	0	0.9	0	0	0	0	0	2	3.0
Iowa	11/29/2021		06:47	0-1	.000	0-0	.000	0-0	.000	0	0	0	0.8	0	0	0	0	0	0	2.6
Pittsburgh	12/03/2021		06:31	1-2	.500	1-2	.500	0-0	.000	0	0	0	0.7	0	1	0	0	0	3	2.7
at James Madison	12/07/2021		04:46	0-1	.000	0-1	.000	0-0	.000	0	0	0	0.6	0	0	0	0	0	0	2.4
Fairleigh Dickinson	12/18/2021		15:53	0-4	.000	0-3	.000	0-0	.000	0	3	3	0.8	2	3	1	0	0	0	2.2
Clemson	12/22/2021		04:13	0-0	.000	0-0	.000	0-0	.000	0	0	0	0.8	0	0	0	0	0	0	2.0
at Syracuse	01/01/2022		18:44	1-4	.250	0-2	.000	2-2	1.000	0	2	2	0.8	1	1	0	2	0	4	2.2
at Clemson	01/04/2022		13:42	2-4	.500	1-3	.333	0-0	.000	1	1	2	0.9	1	2	0	0	0	5	2.4
at North Carolina	01/08/2022		18:39	2-6	.333	2-2	1.000	0-0	.000	1	1	2	1.0	1	1	1	1	0	6	2.6
Virginia Tech	01/12/2022		13:53	1-2	.500	0-0	.000	0-0	.000	0	0	0	0.9	0	1	0	0	0	2	2.6
Wake Forest	01/15/2022		24:22	4-8	.500	2-4	.500	1-1	1.000	0	2	2	1.0	1	1	1	0	0	11	3.1
at Pittsburgh	01/19/2022		27:01	1-8	.125	0-4	.000	2-2	1.000	0	1	1	1.0	1	0	1	0	0	4	3.1
at NC State	01/22/2022		14:54	3-4	.750	2-2	1.000	0-0	.000	3	0	3	1.1	0	2	2	0	0	8	3.4
Louisville	01/24/2022		12:13	1-4	.250	1-3	.333	0-0	.000	0	0	0	1.1	1	0	0	0	1	3	3.4
at Notre Dame	01/29/2022		14:30	0-3	.000	0-1	.000	0-0	.000	0	1	1	1.0	3	0	0	0	0	0	3.2
Boston College	02/01/2022		21:46	0-1	.000	0-1	.000	2-2	1.000	1	1	2	1.1	1	0	1	2	3	2	3.1
Miami (FL)	02/05/2022		10:38	1-2	.500	1-1	1.000	0-0	.000	0	0	0	1.0	1	1	1	0	1	3	3.1
at Duke	02/07/2022		09:55	1-1	1.000	0-0	.000	0-1	.000	2	0	2	1.1	0	1	0	1	0	2	3.1
Georgia Tech	02/12/2022		19:09	2-6	.333	1-3	.333	0-0	.000	0	2	2	1.1	0	2	1	0	1	5	3.2
at Virginia Tech	02/14/2022		04:58	0-0	.000	0-0	.000	0-0	.000	0	0	0	1.1	0	0	0	0	0	0	3.0
at Miami (FL)	02/19/2022		26:44	3-5	.600	1-3	.333	1-2	.500	0	4	4	1.2	0	1	0	2	0	8	3.2
Duke	02/23/2022		09:21	0-0	.000	0-0	.000	0-0	.000	0	1	1	1.2	1	0	1	0	0	0	3.1
Florida St.	02/26/2022	*	30:50	1-5	.200	1-4	.250	0-0	.000	0	1	1	1.2	2	2	2	2	2	3	3.1
at Louisville	03/05/2022		29:17	3-5	.600	1-2	.500	4-6	.667	1	3	4	1.3	1	2	0	0	0	11	3.4
vs Louisville	03/09/2022		18:09	0-1	.000	0-0	.000	0-0	.000	0	1	1	1.3	1	1	0	0	0	0	3.3
vs North Carolina	03/10/2022		12:25	0-2	.000	0-1	.000	0-0	.000	0	5	5	1.4	0	0	2	0	0	0	3.2
Mississippi St.	03/16/2022		14:59	2-5	.400	0-2	.000	0-0	.000	0	3	3	1.4	0	0	1	0	0	4	3.2
at North Texas	03/20/2022		34:42	3-6	.500	1-2	.500	2-4	.500	2	8	10	1.7	1	0	0	1	0	9	3.4
St. Bonaventure	03/22/2022		15:27	0-7	.000	0-3	.000	0-0	.000	1	1	2	1.7	0	1	0	0	1	0	3.3
Totals		1	553:47	39-115	.339	20-59	.339	16-24	.667	13	46	59	1.7	25	27	19	12	9	114	3.3

Player Averages

Games Played	Minutes/game	Points/game	FG Pct	3FG Pct	FT Pct	Rebounds/game	Assists/game	Turnovers/game	Assist/Turnover ratio	Steals/game	Blocks/game
35	15.8	3.3	33.9	33.9	66.7	1.7	0.8	0.5	1.4	0.3	0.3



24 IGOR MILIČIĆ JR.

Freshman • Guard/Forward • 6-10 • 224
 Rovinj, Croatia • Orange Academy Ratiopharm

2021-22 HIGHLIGHTS

- Made collegiate debut vs. Radford (11/12/21)
- Scored season-high 11 points vs. Coppin State (11/19/21)
- Scored three points along with three steals vs. Lehigh (11/26/21)
- Scored nine points on 3 of 4 3-pointers vs. FDU (12/18/21)
- Played nine minutes vs. Wake Forest (1/15/22)
- Played three minutes vs. North Carolina (3/10/22)

		Field Goals		3-Point		F-Throws		Rebounds				Scoring								
SEASON	TEAM	GP-GS	MIN/AVG	FG-FGA	FG%	3FG-3FGA	3FG%	FT-FTA	FT%	OFF	DEF	TOT	AVG	PF-FO	A	TO	BLK	STL	PTS	AVG
2021-22	Uva	16-0	100/6.3	11-29	.379	8-22	.364	3-6	.500	3	12	15	0.9	2-0	3	3	5	4	33	2.1
TOTAL		16-0	100/6.3	11-29	.379	8-22	.364	3-6	.500	3	12	15	0.9	2-0	3	3	5	4	33	2.1

Single Game Highs

Statistic	Value	
Points	11	vs Coppin St. 11/19/21
Rebounds	3	vs Iowa 11/29/21
Assists	1	vs Radford 11/12/21, vs Coppin St. 11/19/21, vs Iowa 11/29/21
Steals	2	vs Lehigh 11/26/21
Blocks	1	5 times
FG Made	3	vs Coppin St. 11/19/21, vs Fairleigh Dickinson 12/18/21
FG Attempts	6	vs Coppin St. 11/19/21
3FG Made	3	vs Fairleigh Dickinson 12/18/21
3FG Attempts	4	vs Coppin St. 11/19/21, vs Fairleigh Dickinson 12/18/21
FT Made	3	vs Coppin St. 11/19/21
FT Attempts	4	vs Coppin St. 11/19/21

Opponent	Date	GS	MIN	Total		3-Pointers		Free throws		Rebounds				PF	A	TO	BLK	STL	PTS	AVG
				FG-FGA	PCT	3FG-3FGA	PCT	FT-FTA	PCT	OFF	DEF	TOT	AVG							
Radford	11/12/2021		02:47	0-1	.000	0-1	.000	0-0	.000	0	1	1	1.0	0	1	0	0	0	0	0.0
at Houston	11/16/2021		02:34	0-1	.000	0-1	.000	0-0	.000	0	0	0	0.5	0	0	0	1	0	0.0	
Coppin St.	11/19/2021		13:44	3-6	.500	2-4	.500	3-4	.750	0	2	2	1.0	1	1	0	1	0	11	3.7
vs Georgia	11/22/2021		09:44	1-2	.500	1-2	.500	0-2	.000	0	0	0	0.8	1	0	0	0	0	3	3.5
vs Providence	11/23/2021		02:42	0-0	.000	0-0	.000	0-0	.000	0	0	0	0.6	0	0	0	0	0	0	2.8
Lehigh	11/26/2021		12:43	1-5	.200	1-3	.333	0-0	.000	0	2	2	0.8	0	0	0	1	2	3	2.8
Iowa	11/29/2021		07:37	1-1	1.000	0-0	.000	0-0	.000	1	2	3	1.1	0	1	0	0	0	2	2.7
Pittsburgh	12/03/2021		05:44	1-3	.333	1-3	.333	0-0	.000	0	2	2	1.3	0	0	0	0	0	3	2.8
at James Madison	12/07/2021		03:17	0-1	.000	0-1	.000	0-0	.000	0	0	0	1.1	0	0	0	0	0	0	2.4
Fairleigh Dickinson	12/18/2021		12:01	3-4	.750	3-4	.750	0-0	.000	0	2	2	1.2	0	0	2	1	1	9	3.1
Clemson	12/22/2021		10:09	0-2	.000	0-2	.000	0-0	.000	0	0	0	1.1	0	0	1	1	0	0	2.8
at North Carolina	01/08/2022		01:35	1-1	1.000	0-0	.000	0-0	.000	1	0	1	1.1	0	0	0	0	0	2	2.8
Wake Forest	01/15/2022		09:19	0-1	.000	0-1	.000	0-0	.000	1	0	1	1.1	0	0	0	1	0	0	2.5
at NC State	01/22/2022		01:47	0-0	.000	0-0	.000	0-0	.000	0	0	0	1.0	0	0	0	0	0	0	2.4
Miami (FL)	02/05/2022		01:36	0-1	.000	0-0	.000	0-0	.000	0	0	0	0.9	0	0	0	0	0	0	2.2
vs North Carolina	03/10/2022		02:56	0-0	.000	0-0	.000	0-0	.000	0	1	1	0.9	0	0	0	0	0	0	2.1
Totals		0	100:15	11-29	.379	8-22	.364	3-6	.500	3	12	15	0.9	2	3	3	5	4	33	2.1

Player Averages

Games Played	Minutes/ game	Points/ game	FG Pct	3FG Pct	FT Pct	Rebounds/ game	Assists/ game	Turnovers/ game	Assist/Turnover ratio	Steals/ game	Blocks/ game
16	6.3	2.1	37.9	36.4	50.0	0.9	0.2	0.2	1.0	0.3	0.3



33 CARSON McCORKLE

Sophomore • Guard • 6-2 • 184
Raleigh, N.C. • Greensboro Day School

2021-22 HIGHLIGHTS

- Recorded a career-high five points vs. Radford (11/12/21)
- Drilled a 3-pointer vs. Georgia (11/22/21)
- Tallied nine points on 3 of 4 3-pointers vs. FDU (12/18/21)
- Scored four points at UNC (1/8/22)
- Played three minutes vs. North Carolina (3/10/22)

			Field Goals		3-Point		F-Throws		Rebounds							Scoring					
SEASON	TEAM	GP-GS	MIN	AVG	FG-FGA	FG%	3FG-3FGA	3FG%	FT-FTA	FT%	OFF	DEF	TOT	AVG	PF-FO	A	TO	BLK	STL	PTS	AVG
2020-21	UVa	8-0	22	2.7	2-5	.400	1-4	.250	0-0	.000	1	3	4	0.5	1-0	4	0	0	1	5	0.6
2021-22	UVa	16-0	79	4.9	8-24	.333	5-16	.313	0-0	.000	1	7	8	0.5	7-0	5	5	2	1	21	1.3
TOTAL		24-0	100	4.2	10-29	.345	6-20	.300	0-0	.000	2	10	12	0.5	8-0	9	5	2	2	26	1.1

Single Game Highs

Statistic	Value	
Points	9	vs Fairleigh Dickinson 12/18/21
Rebounds	2	4 times
Assists	2	vs Towson 11/25/20
Steals	1	vs William & Mary 12/22/20, vs Georgia 11/22/21
Blocks	1	vs Radford 11/12/21, vs Fairleigh Dickinson 12/18/21
FG Made	3	vs Fairleigh Dickinson 12/18/21
FG Attempts	6	vs Radford 11/12/21
3FG Made	3	vs Fairleigh Dickinson 12/18/21
3FG Attempts	4	vs Radford 11/12/21, vs Fairleigh Dickinson 12/18/21

Opponent	Date	GS	MIN	Total		3-Pointers		Free throws		Rebounds				PF	A	TO	BLK	STL	PTS	AVG
				FG-FGA	PCT	3FG-3FGA	PCT	FT-FTA	PCT	OFF	DEF	TOT	AVG							
Navy	11/09/2021		01:29	0-0	.000	0-0	.000	0-0	.000	0	0	0	0.0	0	0	0	0	0	0	0.0
Radford	11/12/2021		17:46	2-6	.333	1-4	.250	0-0	.000	0	1	1	0.5	1	0	1	1	0	5	2.5
at Houston	11/16/2021		06:42	0-1	.000	0-1	.000	0-0	.000	0	1	1	0.7	0	1	0	0	0	0	1.7
Coppin St.	11/19/2021		03:52	0-3	.000	0-2	.000	0-0	.000	1	1	2	1.0	0	0	0	0	0	0	1.3
vs Georgia	11/22/2021		04:57	1-2	.500	1-1	1.000	0-0	.000	0	0	0	0.8	0	1	0	0	1	3	1.6
vs Providence	11/23/2021		01:06	0-0	.000	0-0	.000	0-0	.000	0	0	0	0.7	0	0	0	0	0	0	1.3
Lehigh	11/26/2021		09:00	0-1	.000	0-1	.000	0-0	.000	0	2	2	0.9	1	0	0	0	0	0	1.1
at James Madison	12/07/2021		05:58	0-2	.000	0-2	.000	0-0	.000	0	0	0	0.8	2	0	0	0	0	0	1.0
Fairleigh Dickinson	12/18/2021		10:47	3-4	.750	3-4	.750	0-0	.000	0	2	2	0.9	0	1	1	1	0	9	1.9
Clemson	12/22/2021		02:19	0-0	.000	0-0	.000	0-0	.000	0	0	0	0.8	0	0	0	0	0	0	1.7
at North Carolina	01/08/2022		03:43	2-2	1.000	0-0	.000	0-0	.000	0	0	0	0.7	1	1	1	0	0	4	1.9
Virginia Tech	01/12/2022		01:50	0-0	.000	0-0	.000	0-0	.000	0	0	0	0.7	0	0	1	0	0	0	1.8
at NC State	01/22/2022		01:47	0-0	.000	0-0	.000	0-0	.000	0	0	0	0.6	0	1	0	0	0	0	1.6
Miami (FL)	02/05/2022		01:36	0-1	.000	0-0	.000	0-0	.000	0	0	0	0.6	0	0	1	0	0	0	1.5
at Miami (FL)	02/19/2022		02:45	0-1	.000	0-1	.000	0-0	.000	0	0	0	0.5	1	0	0	0	0	0	1.4
vs North Carolina	03/10/2022		02:56	0-1	.000	0-0	.000	0-0	.000	0	0	0	0.5	1	0	0	0	0	0	1.3
Totals			0 78:34	8-24	.333	5-16	.313	0-0	.000	1	7	8	0.5	7	5	5	2	1	21	1.3

Player Averages

Games Played	Minutes/game	Points/game	FG Pct	3FG Pct	FT Pct	Rebounds/game	Assists/game	Turnovers/game	Assist/Turnover ratio	Steals/game	Blocks/game
16	4.9	1.3	33.3	31.3	0.0	0.5	0.3	0.3	1.0	0.1	0.1



2021-22 Virginia Men's Basketball Combined Team Statistics All games

Game Records

Record	Overall	Home	Away	Neutral
ALL GAMES	21-14	11-7	7-6	3-1
CONFERENCE	12-8	6-4	6-4	0-0
NON-CONFERENCE	9-6	5-3	1-2	3-1

Score by Periods

Team	1st	2nd	OT	TOT
Virginia	1014	1154	16	2184
Opponents	972	1118	14	2104

Team Box Score

No.	Player	Total			3-Point		F-Throw		Rebounds				Other									
		GP-GS	MIN	AVG	FG-FGA	FG%	3FG-3FGA	3FG%	FT-FTA	FT%	OFF	DEF	TOT	AVG	PF	DQ	A	TO	BLK	STL	PTS	AVG
1	GARDNER, Jayden	35-35	1144:15	32.7	219-437	.501	3-14	.214	96-121	.793	80	143	223	6.4	74	0	50	52	13	18	537	15.3
4	FRANKLIN, Armaan	35-34	1030:55	29.5	140-357	.392	53-179	.296	57-75	.760	11	86	97	2.8	71	0	49	43	9	35	390	11.1
0	CLARK, Kihei	35-35	1263:05	36.1	117-302	.387	54-156	.346	61-78	.782	12	91	103	2.9	40	0	153	77	4	30	349	10.0
2	BEEKMAN, Reece	35-35	1228:30	35.1	115-256	.449	22-65	.338	35-46	.761	15	121	136	3.9	62	2	181	50	25	73	287	8.2
21	SHEDRICK, Kadin	35-19	726:46	20.8	91-142	.641	0-1	.000	61-86	.709	55	123	178	5.1	97	2	8	31	67	20	243	6.9
22	CAFFARO, Francisco	35-16	620:23	17.7	55-105	.524	0-0	.000	41-68	.603	55	107	162	4.6	79	3	8	32	11	7	151	4.3
23	STATTMANN, Kody	35-1	553:47	15.8	39-115	.339	20-59	.339	16-24	.667	13	46	59	1.7	25	0	27	19	12	9	114	3.3
24	MILIČIĆ JR., Igor	16-0	100:15	6.3	11-29	.379	8-22	.364	3-6	.500	3	12	15	0.9	2	0	3	3	5	4	33	2.1
10	MURRAY, Taine	19-0	143:14	7.5	13-33	.394	8-23	.348	4-8	.500	6	11	17	0.9	14	0	2	4	1	2	38	2.0
33	MCCORKLE, Carson	16-0	78:34	4.9	8-24	.333	5-16	.313	0-0	.000	1	7	8	0.5	7	0	5	5	2	1	21	1.3
11	POINDEXTER, Malachi	19-0	121:04	6.4	8-16	.500	3-8	.375	0-0	.000	1	9	10	0.5	9	0	7	3	0	0	19	1.0
12	COLEMAN, Chase	4-0	07:01	1.8	1-2	.500	0-1	.000	0-0	.000	0	0	0	0.0	0	0	0	2	0	1	2	0.5
13	MCGAHREN, Chris	2-0	03:10	1.6	0-1	.000	0-1	.000	0-0	.000	0	0	0	0.0	0	0	0	0	0	0	0	0.0
5	NIXON, Jayden	2-0	04:01	2.0	0-1	.000	0-0	.000	0-0	.000	0	1	1	0.5	0	0	0	0	0	0	0	0.0
Team											48	40	88					18				
Total		35	7025		817-1820	.449	176-545	.323	374-512	.730	300	797	1097	31.3	480	7	493	339	149	200	2184	62.4
Opponents		35	7025		783-1842	.425	232-691	.336	306-430	.712	322	779	1101	31.5	499	5	406	385	125	191	2104	60.1

Team Statistics

	UVA	OPP
Scoring	2184	2104
Points per game	62.4	60.1
Scoring margin	+2.3	-
Field goals-att	817-1820	783-1842
Field goal pct	.449	.425
3 point fg-att	176-545	232-691
3-point FG pct	.323	.336
3-pt FG made per game	5.0	6.6
Free throws-att	374-512	306-430
Free throw pct	.730	.712
F-Throws made per game	10.7	8.7
Rebounds	1097	1101
Rebounds per game	31.3	31.5
Rebounding margin	-0.1	-
Assists	493	406
Assists per game	14.1	11.6
Turnovers	339	385
Turnovers per game	9.7	11.0
Turnover margin	+1.3	-
Assist/turnover ratio	1.5	1.1
Steals	200	191
Steals per game	5.7	5.5
Blocks	149	125
Blocks per game	4.3	3.6
Winning streak	0	-
Home win streak	0	-
Attendance	230275	130212
Home games-Avg/Game	18-12793	13-10016
Neutral site-Avg/Game	-	4-6739

Team Results

Date	Opponent	Score	Att.
11/09/2021	Navy	L 58-66	13100
11/12/2021	Radford	W 73-52	13568
11/16/2021	at Houston	L 47-67	7051
11/19/2021	Coppin St.	W 68-52	12980
11/22/2021	vs Georgia	W 65-55	0
11/23/2021	vs Providence	W 58-40	2787
11/26/2021	Lehigh	W 61-43	12647
11/29/2021	Iowa	L 74-75	13542
12/03/2021	Pittsburgh	W 57-56	14257
12/07/2021	at James Madison	L 49-52	8439
12/18/2021	Fairleigh Dickinson	W 82-49	13197
12/22/2021	Clemson	L 50-67	13857
01/01/2022	at Syracuse	W 74-69	17295
01/04/2022	at Clemson	W 75-65	5202
01/08/2022	at North Carolina	L 58-74	20638
01/12/2022	Virginia Tech	W 54-52	13573
01/15/2022	Wake Forest	L 55-63	13924
01/19/2022	at Pittsburgh	W 66-61	7595
01/22/2022	at NC State	L 63-77	12811
01/24/2022	Louisville	W 64-52	13076
01/29/2022	at Notre Dame	L 65-69	8495
02/01/2022	Boston College	W 67-55	12847
02/05/2022	Miami (FL)	W 71-58	14089
02/07/2022	at Duke	W 69-68	9314
02/12/2022	Georgia Tech	W 63-53	14253
02/14/2022	at Virginia Tech	L 53-62	9825
02/19/2022	at Miami (FL)	W 74-71	5596
02/23/2022	Duke	L 61-65	14629
02/26/2022	Florida St.	L 63-64	14629
03/05/2022	at Louisville	W 71-61	13085
03/09/2022	vs Louisville	W 51-50	8174
03/10/2022	vs North Carolina	L 43-63	15994
03/16/2022	Mississippi St.	W 60-57	5278
03/20/2022	at North Texas	Wot 71-69	4866
03/22/2022	St. Bonaventure	L 51-52	6829



2021-22 Virginia Men's Basketball Combined Team Statistics In Conference games

Game Records

Record	Overall	Home	Away	Neutral
ALL GAMES	12-8	6-4	6-4	0-0
CONFERENCE	12-8	6-4	6-4	0-0
NON-CONFERENCE	0-0	0-0	0-0	0-0

Score by Periods

Team	1st	2nd	OT	TOT
Virginia	613	660	0	1273
Opponents	575	687	0	1262

Team Box Score

No.	Player	Total			3-Point		F-Throw		Rebounds				Other				PTS	AVG				
		GP-GS	MIN	AVG	FG-FGA	FG%	3FG-3FGA	3FG%	FT-FTA	FT%	OFF	DEF	TOT	AVG	PF	DQ			A	TO	BLK	STL
1	GARDNER, Jayden	20-20	679:13	34.0	122-262	.466	1-8	.125	58-68	.853	46	74	120	6.0	49	0	38	27	10	13	303	15.2
4	FRANKLIN, Armaan	20-19	624:20	31.2	85-214	.397	29-101	.287	31-42	.738	10	49	59	3.0	44	0	31	28	5	20	230	11.5
0	CLARK, Kihei	20-20	723:27	36.2	68-177	.384	34-97	.351	37-48	.771	7	59	66	3.3	26	0	89	46	3	18	207	10.4
2	BEEKMAN, Reece	20-20	706:25	35.3	70-142	.493	17-43	.395	19-21	.905	8	63	71	3.6	37	1	101	26	14	40	176	8.8
21	SHEDRICK, Kadin	20-6	414:01	20.7	58-86	.674	0-0	.000	34-48	.708	35	65	100	5.0	54	1	6	15	34	12	150	7.5
22	CAFFARO, Francisco	20-14	367:36	18.4	38-72	.528	0-0	.000	26-39	.667	31	65	96	4.8	42	2	5	17	4	6	102	5.1
23	STATTMANN, Kody	20-1	331:21	16.6	27-70	.386	14-37	.378	12-16	.750	9	20	29	1.5	15	0	18	11	10	8	80	4.0
10	MURRAY, Taine	8-0	57:13	7.2	5-13	.385	2-9	.222	2-3	.667	5	4	9	1.1	7	0	1	2	1	1	14	1.8
24	MILIĆ JR., Igor	6-0	30:10	5.0	2-8	.250	1-6	.167	0-0	.000	2	2	4	0.7	0	0	0	1	2	0	5	0.8
33	MCCORKLE, Carson	6-0	14:00	2.3	2-4	.500	0-1	.000	0-0	.000	0	0	0	0.0	2	0	2	3	0	0	4	0.7
11	POINDEXTER, Malachi	8-0	50:39	6.3	1-4	.250	0-3	.000	0-0	.000	1	4	5	0.6	4	0	1	2	0	0	2	0.3
12	COLEMAN, Chase	1-0	01:36	1.6	0-0	.000	0-0	.000	0-0	.000	0	0	0	0.0	0	0	0	1	0	0	0	0.0
Team											29	24	53					9				
Total		20	4000		478-1052	.454	98-305	.321	219-285	.768	183	429	612	30.6	280	4	292	188	83	118	1273	63.7
Opponents		20	4000		467-1040	.449	140-385	.364	188-259	.726	174	421	595	29.8	278	2	242	211	83	104	1262	63.1

Team Statistics

	UVA	OPP
Scoring	1273	1262
Points per game	63.7	63.1
Scoring margin	+0.6	-
Field goals-att	478-1052	467-1040
Field goal pct	.454	.449
3 point fg-att	98-305	140-385
3-point FG pct	.321	.364
3-pt FG made per game	4.9	7.0
Free throws-att	219-285	188-259
Free throw pct	.768	.726
F-Throws made per game	11.0	9.4
Rebounds	612	595
Rebounds per game	30.6	29.8
Rebounding margin	+0.9	-
Assists	292	242
Assists per game	14.6	12.1
Turnovers	188	211
Turnovers per game	9.4	10.6
Turnover margin	+1.2	-
Assist/turnover ratio	1.6	1.1
Steals	118	104
Steals per game	5.9	5.2
Blocks	83	83
Blocks per game	4.2	4.2
Winning streak	1	-
Home win streak	0	-
Attendance	139134	96771
Home games-Avg/Game	10-13913	10-9677
Neutral site-Avg/Game	-	0-0

Team Results

Date	Opponent		Score	Att.
12/03/2021	Pittsburgh	W	57-56	14257
12/22/2021	Clemson	L	50-67	13857
01/01/2022	at Syracuse	W	74-69	17295
01/04/2022	at Clemson	W	75-65	5202
01/08/2022	at North Carolina	L	58-74	20638
01/12/2022	Virginia Tech	W	54-52	13573
01/15/2022	Wake Forest	L	55-63	13924
01/19/2022	at Pittsburgh	W	66-61	7595
01/22/2022	at NC State	L	63-77	12811
01/24/2022	Louisville	W	64-52	13076
01/29/2022	at Notre Dame	L	65-69	8495
02/01/2022	Boston College	W	67-55	12847
02/05/2022	Miami (FL)	W	71-58	14089
02/07/2022	at Duke	W	69-68	9314
02/12/2022	Georgia Tech	W	63-53	14253
02/14/2022	at Virginia Tech	L	53-62	9825
02/19/2022	at Miami (FL)	W	74-71	5596
02/23/2022	Duke	L	61-65	14629
02/26/2022	Florida St.	L	63-64	14629
03/05/2022	at Louisville	W	71-61	0



**2021-22 Virginia Men's Basketball
Team Game-by-Game
All games**

Opponent	Date	Score	L	Total		3-Pointers		Free throws		Rebounds				PF	A	TO	BLK	STL	PTS	AVG
				FG-FGA	PCT	3FG-3FGA	PCT	FT-FTA	PCT	OFF	DEF	TOT	AVG							
Navy	11/09/2021	58-66	L	21-51	.412	4-16	.250	12-17	.706	9	21	30	30.0	17	11	14	4	12	58	58.0
Radford	11/12/2021	73-52	W	20-47	.426	9-19	.474	24-29	.828	10	22	32	31.0	13	14	10	7	9	73	65.5
at Houston	11/16/2021	47-67	L	15-43	.349	4-19	.211	13-21	.619	10	20	30	30.7	12	6	17	3	6	47	59.3
Coppin St.	11/19/2021	68-52	W	23-55	.418	5-18	.278	17-24	.708	13	29	42	33.5	16	12	11	5	6	68	61.5
vs Georgia	11/22/2021	65-55	W	21-53	.396	5-20	.250	18-25	.720	6	23	29	32.6	16	10	4	7	7	65	62.2
vs Providence	11/23/2021	58-40	W	22-45	.489	6-12	.500	8-10	.800	9	29	38	33.5	17	14	15	8	2	58	61.5
Lehigh	11/26/2021	61-43	W	26-57	.456	4-10	.400	5-9	.556	9	26	35	33.7	8	16	9	6	9	61	61.4
Iowa	11/29/2021	74-75	L	30-57	.526	9-18	.500	5-9	.556	9	20	29	33.1	12	16	5	2	0	74	63.0
Pittsburgh	12/03/2021	57-56	W	24-52	.462	4-21	.190	5-7	.714	9	18	27	32.4	13	18	6	4	4	57	62.3
at James Madison	12/07/2021	49-52	L	19-50	.380	4-26	.154	7-10	.700	6	25	31	32.3	14	11	11	4	2	49	61.0
Fairleigh Dickinson	12/18/2021	82-49	W	34-55	.618	9-17	.529	5-7	.714	5	28	33	32.4	14	21	10	6	7	82	62.9
Clemson	12/22/2021	50-67	L	15-41	.366	6-22	.273	14-19	.737	2	24	26	31.8	10	7	14	11	4	50	61.8
at Syracuse	01/01/2022	74-69	W	30-57	.526	7-20	.350	7-10	.700	9	24	33	31.9	17	22	9	5	8	74	62.8
at Clemson	01/04/2022	75-65	W	25-46	.543	4-14	.286	21-24	.875	6	22	28	31.6	17	12	9	4	4	75	63.6
at North Carolina	01/08/2022	58-74	L	25-56	.446	6-12	.500	2-4	.500	7	21	28	31.4	14	10	10	7	5	58	63.3
Virginia Tech	01/12/2022	54-52	W	20-50	.400	3-13	.231	11-16	.688	9	22	31	31.4	10	12	8	3	6	54	62.7
Wake Forest	01/15/2022	55-63	L	21-58	.362	5-13	.385	8-12	.667	15	16	31	31.4	14	17	11	5	10	55	62.2
at Pittsburgh	01/19/2022	66-61	W	27-54	.500	4-17	.235	8-12	.667	11	14	25	31.0	19	19	9	4	3	66	62.4
at NC State	01/22/2022	63-77	L	23-55	.418	10-17	.588	7-9	.778	14	14	28	30.8	10	16	10	3	5	63	62.5
Louisville	01/24/2022	64-52	W	24-51	.471	5-16	.313	11-14	.786	9	28	37	31.2	8	20	8	4	5	64	62.6
at Notre Dame	01/29/2022	65-69	L	27-59	.458	3-14	.214	8-12	.667	12	27	39	31.5	19	12	10	2	7	65	62.7
Boston College	02/01/2022	67-55	W	19-43	.442	3-7	.429	26-29	.897	7	20	27	31.3	16	10	9	4	9	67	62.9
Miami (FL)	02/05/2022	71-58	W	30-50	.600	8-15	.533	3-3	1.000	5	19	24	31.0	9	23	13	1	11	71	63.2
at Duke	02/07/2022	69-68	W	31-65	.477	2-12	.167	5-9	.556	11	21	32	31.0	17	16	5	2	10	69	63.5
Georgia Tech	02/12/2022	63-53	W	19-49	.388	4-18	.222	21-23	.913	11	21	32	31.1	11	11	10	7	6	63	63.4
at Virginia Tech	02/14/2022	53-62	L	22-55	.400	0-9	.000	9-12	.750	11	22	33	31.2	18	9	10	2	4	53	63.0
at Miami (FL)	02/19/2022	74-71	W	25-51	.490	5-16	.313	19-25	.760	8	28	36	31.3	15	17	11	6	1	74	63.4
Duke	02/23/2022	61-65	L	24-55	.436	8-20	.400	5-8	.625	6	25	31	31.3	13	16	6	2	5	61	63.4
Florida St.	02/26/2022	63-64	L	22-56	.393	4-17	.235	15-19	.789	13	19	32	31.3	14	10	10	6	5	63	63.3
at Louisville	03/05/2022	71-61	W	25-49	.510	7-12	.583	14-18	.778	8	24	32	31.4	16	15	10	1	6	71	63.6
vs Louisville	03/09/2022	51-50	W	21-50	.420	0-6	.000	9-13	.692	8	26	34	31.5	11	11	10	4	4	51	63.2
vs North Carolina	03/10/2022	43-63	L	18-52	.346	3-11	.273	4-9	.444	2	30	32	31.5	11	14	11	6	5	43	62.6
Mississippi St.	03/16/2022	60-57	W	23-46	.500	2-12	.167	12-17	.706	4	20	24	31.2	11	17	9	1	4	60	62.5
at North Texas	03/20/2022	71-69	Wot	26-54	.481	9-17	.529	10-19	.526	9	22	31	31.2	17	15	6	1	7	71	62.7
St. Bonaventure	03/22/2022	51-52	L	20-53	.377	5-19	.263	6-8	.750	8	27	35	31.3	11	13	9	2	2	51	62.4
Total		2184		817-1820	.449	176-545	.323	374-512	.730	300	797	1097	31.3	480	493	339	149	200	2184	62.4
Opponents		2104		783-1842	.425	232-691	.336	306-430	.712	322	779	1101	31.5	499	406	385	125	191	2104	60.1

Virginia Averages

Games Played	Points/game	FG Pct	3FG Pct	FT Pct	Rebounds/game	Assists/game	Turnovers/game	Assist/Turnover ratio	Steals/game	Blocks/game
35	62.4	44.9	32.3	73.0	31.3	14.1	9.7	1.5	5.7	4.3



2021-22 Virginia Men's Basketball Opponents Game-by-Game All games

Opponent	Date	Score		Total		3-Pointers		Free throws		Rebounds				PF	A	TO	BLK	STL	PTS	AVG
				FG-FGA	PCT	3FG-3FGA	PCT	FT-FTA	PCT	OFF	DEF	TOT	AVG							
Navy	11/09/2021	58-66	L	24-53	.453	11-21	.524	7-10	.700	10	25	35	35.0	17	14	17	5	9	66	66.0
Radford	11/12/2021	73-52	W	20-53	.377	6-20	.300	6-7	.857	11	19	30	32.5	21	8	15	3	7	52	59.0
at Houston	11/16/2021	47-67	L	24-49	.490	11-20	.550	8-15	.533	10	24	34	33.0	17	15	11	4	12	67	61.7
Coppin St.	11/19/2021	68-52	W	16-52	.308	9-34	.265	11-18	.611	9	24	33	33.0	21	10	11	2	8	52	59.3
vs Georgia	11/22/2021	65-55	W	20-54	.370	3-21	.143	12-15	.800	13	29	42	34.8	20	12	16	1	3	55	58.4
vs Providence	11/23/2021	58-40	W	12-51	.235	3-22	.136	13-18	.722	12	15	27	33.5	15	9	8	5	8	40	55.3
Lehigh	11/26/2021	61-43	W	18-51	.353	3-16	.188	4-4	1.000	7	25	32	33.3	9	10	15	2	3	43	53.6
Iowa	11/29/2021	74-75	L	30-56	.536	10-21	.476	5-10	.500	9	21	30	32.9	10	12	4	3	2	75	56.3
Pittsburgh	12/03/2021	57-56	W	18-46	.391	8-16	.500	12-16	.750	10	20	30	32.6	12	9	10	3	2	56	56.2
at James Madison	12/07/2021	49-52	L	22-47	.468	4-13	.308	4-11	.364	5	27	32	32.5	13	9	11	0	2	52	55.8
Fairleigh Dickinson	12/18/2021	82-49	W	17-59	.288	6-23	.261	9-11	.818	15	18	33	32.5	7	7	15	2	6	49	55.2
Clemson	12/22/2021	50-67	L	28-59	.475	8-22	.364	3-8	.375	8	27	35	32.8	17	12	7	1	7	67	56.2
at Syracuse	01/01/2022	74-69	W	22-60	.367	10-29	.345	15-23	.652	18	19	37	33.1	12	14	11	6	8	69	57.2
at Clemson	01/04/2022	75-65	W	23-50	.460	9-20	.450	10-16	.625	6	17	23	32.4	18	17	9	2	4	65	57.7
at North Carolina	01/08/2022	58-74	L	28-59	.475	11-25	.440	7-11	.636	11	25	36	32.6	8	19	9	4	4	74	58.8
Virginia Tech	01/12/2022	54-52	W	21-50	.420	7-20	.350	3-3	1.000	6	23	29	32.4	16	13	12	6	5	52	58.4
Wake Forest	01/15/2022	55-63	L	23-51	.451	6-18	.333	11-14	.786	13	22	35	32.5	12	7	13	4	6	63	58.6
at Pittsburgh	01/19/2022	66-61	W	21-42	.500	1-6	.167	18-22	.818	9	20	29	32.3	17	8	15	3	3	61	58.8
at NC State	01/22/2022	63-77	L	30-50	.600	12-22	.545	5-6	.833	6	19	25	31.9	9	14	9	4	7	77	59.7
Louisville	01/24/2022	64-52	W	21-56	.375	9-28	.321	1-3	.333	8	18	26	31.7	14	10	7	2	4	52	59.4
at Notre Dame	01/29/2022	65-69	L	22-47	.468	10-23	.435	15-22	.682	4	22	26	31.4	8	16	8	5	6	69	59.8
Boston College	02/01/2022	67-55	W	19-47	.404	5-21	.238	12-12	1.000	7	19	26	31.1	21	7	14	3	3	55	59.6
Miami (FL)	02/05/2022	71-58	W	27-50	.540	4-17	.235	0-0	.000	4	15	19	30.6	8	14	13	4	13	58	59.5
at Duke	02/07/2022	69-68	W	22-52	.423	6-17	.353	18-22	.818	13	26	39	31.0	11	14	15	9	3	68	59.9
Georgia Tech	02/12/2022	63-53	W	21-46	.457	4-12	.333	7-10	.700	5	19	24	30.7	19	12	15	2	7	53	59.6
at Virginia Tech	02/14/2022	53-62	L	20-46	.435	5-20	.250	17-21	.810	4	22	26	30.5	14	12	6	6	4	62	59.7
at Miami (FL)	02/19/2022	74-71	W	28-67	.418	6-17	.353	9-9	1.000	11	22	33	30.6	21	13	6	2	7	71	60.1
Duke	02/23/2022	61-65	L	24-50	.480	7-17	.412	10-17	.588	6	27	33	30.7	10	9	8	7	3	65	60.3
Florida St.	02/26/2022	63-64	L	27-57	.474	4-12	.333	6-12	.500	13	21	34	30.8	15	9	12	9	4	64	60.4
at Louisville	03/05/2022	71-61	W	22-55	.400	8-23	.348	9-12	.750	12	18	30	30.8	16	13	12	1	4	61	60.4
vs Louisville	03/09/2022	51-50	W	20-56	.357	5-22	.227	5-9	.556	12	24	36	30.9	17	7	12	4	9	50	60.1
vs North Carolina	03/10/2022	43-63	L	25-65	.385	6-23	.261	7-9	.778	11	35	46	31.4	8	17	7	3	8	63	60.2
Mississippi St.	03/16/2022	60-57	W	23-46	.500	4-13	.308	7-11	.636	5	22	27	31.3	17	12	14	0	3	57	60.1
at North Texas	03/20/2022	71-69	Wot	25-56	.446	8-22	.364	11-14	.786	12	23	35	31.4	17	13	11	3	2	69	60.4
St. Bonaventure	03/22/2022	51-52	L	20-54	.370	3-15	.200	9-9	1.000	7	27	34	31.5	12	9	7	5	5	52	60.1
Total		2104		783-1842	.425	232-691	.336	306-430	.712	322	779	1101	31.5	499	406	385	125	191	2104	60.1
Virginia		2184		817-1820	.449	176-545	.323	374-512	.730	300	797	1097	31.3	480	493	339	149	200	2184	62.4

Opponents Averages

Games Played	Points/game	FG Pct	3FG Pct	FT Pct	Rebounds/game	Assists/game	Turnovers/game	Assist/Turnover ratio	Steals/game	Blocks/game
35	60.1	42.5	33.6	71.2	31.5	11.6	11.0	1.1	5.5	3.6



**2021-22 Virginia Men's Basketball
Points-rebounds-assists
All games**

Opponent	Date	Score		0	1	2	4	5	10	11	12	13	21	22
				CLARK,KIHE	GARDNER,JA	BEEKMAN,RE	FRANKLIN,A	NIXON,JAYD	MURRAY,TAI	POINDEXTER	COLEMAN,CH	MCGAHREN,C	SHEDRICK,K	CAFFARO,FR
Navy	11/09/2021	58-66	L	12-0-2	18-10-1	8-5-6	7-0-1	DNP	0-0-0	DNP	DNP	DNP	7-7-0	3-4-0
Radford	11/12/2021	73-52	W	7-4-5	18-7-1	7-3-3	21-3-3	DNP	3-1-0	DNP	DNP	DNP	10-5-0	2-6-1
at Houston	11/16/2021	47-67	L	8-6-2	4-2-1	6-1-1	11-2-0	DNP	1-2-0	0-0-0	2-0-0	DNP	4-3-0	3-4-0
Coppin St.	11/19/2021	68-52	W	12-2-3	14-12-1	4-6-6	7-3-0	DNP	0-0-0	2-1-0	DNP	DNP	10-10-0	0-2-0
vs Georgia	11/22/2021	65-55	W	12-1-3	11-6-0	7-2-3	23-6-2	DNP	DNP	0-0-0	DNP	DNP	3-7-0	3-5-0
vs Providence	11/23/2021	58-40	W	10-3-5	21-13-0	5-4-7	14-0-1	DNP	DNP	0-1-1	DNP	DNP	4-7-0	4-7-0
Lehigh	11/26/2021	61-43	W	11-2-7	8-8-0	10-5-4	8-1-2	0-1-0	0-0-0	3-2-1	0-0-0	0-0-0	8-5-1	8-5-1
Iowa	11/29/2021	74-75	L	15-2-5	18-8-2	11-4-5	3-2-3	DNP	14-2-0	0-0-0	DNP	DNP	9-6-0	2-1-0
Pittsburgh	12/03/2021	57-56	W	9-5-6	15-5-4	0-3-6	10-3-1	DNP	5-2-0	DNP	DNP	DNP	6-0-0	6-2-0
at James Madison	12/07/2021	49-52	L	11-2-3	12-14-1	5-5-4	9-2-2	DNP	1-1-1	DNP	DNP	DNP	8-5-0	3-2-0
Fairleigh Dickinson	12/18/2021	82-49	W	1-3-5	29-6-1	4-5-6	12-1-1	0-0-0	3-0-0	7-1-3	0-0-0	0-0-0	4-4-1	4-4-0
Clemson	12/22/2021	50-67	L	6-2-3	9-6-1	20-3-1	13-8-1	DNP	0-2-0	0-1-0	DNP	DNP	2-2-1	0-0-0
at Syracuse	01/01/2022	74-69	W	17-4-8	15-4-4	2-4-5	17-3-2	DNP	7-1-1	DNP	DNP	DNP	12-11-0	0-0-1
at Clemson	01/04/2022	75-65	W	8-4-2	23-5-2	8-4-5	13-4-1	DNP	2-1-0	DNP	DNP	DNP	8-6-0	8-2-0
at North Carolina	01/08/2022	58-74	L	9-7-2	10-7-0	13-3-4	12-3-2	DNP	0-1-0	DNP	DNP	DNP	0-2-0	2-0-0
Virginia Tech	01/12/2022	54-52	W	6-2-1	4-5-2	11-5-5	15-5-3	DNP	DNP	DNP	DNP	DNP	0-4-0	16-9-0
Wake Forest	01/15/2022	55-63	L	2-5-4	9-4-0	6-0-7	18-3-3	DNP	DNP	DNP	DNP	DNP	4-5-1	5-6-1
at Pittsburgh	01/19/2022	66-61	W	7-3-6	14-4-3	19-3-8	6-2-1	DNP	DNP	DNP	DNP	DNP	12-3-0	4-5-1
at NC State	01/22/2022	63-77	L	6-1-6	13-3-3	12-3-2	14-0-2	DNP	0-2-0	DNP	DNP	DNP	8-4-0	2-8-0
Louisville	01/24/2022	64-52	W	15-5-5	14-5-1	2-7-11	10-4-2	DNP	DNP	DNP	DNP	DNP	11-6-1	9-7-0
at Notre Dame	01/29/2022	65-69	L	12-3-6	22-10-1	13-2-1	5-4-2	DNP	0-0-0	DNP	DNP	DNP	2-4-1	11-12-1
Boston College	02/01/2022	67-55	W	19-6-0	17-5-3	0-1-7	12-3-0	DNP	DNP	DNP	DNP	DNP	13-8-0	4-1-0
Miami (FL)	02/05/2022	71-58	W	11-2-3	12-7-4	9-2-10	22-3-4	DNP	0-0-0	0-0-0	0-0-0	DNP	6-4-0	8-5-1
at Duke	02/07/2022	69-68	W	8-2-9	17-8-0	7-1-3	11-3-3	DNP	DNP	0-2-0	DNP	DNP	16-6-0	8-6-0
Georgia Tech	02/12/2022	63-53	W	15-4-2	26-7-2	4-3-3	5-0-1	DNP	DNP	0-1-1	DNP	DNP	2-3-0	6-8-0
at Virginia Tech	02/14/2022	53-62	L	2-0-2	17-14-2	10-2-4	9-3-1	DNP	DNP	0-0-0	DNP	DNP	11-6-0	4-5-0
at Miami (FL)	02/19/2022	74-71	W	17-2-5	23-7-2	6-4-7	5-0-0	DNP	DNP	0-1-0	DNP	DNP	13-13-2	2-3-0
Duke	02/23/2022	61-65	L	25-6-7	16-4-3	11-7-5	7-2-1	DNP	DNP	0-0-0	DNP	DNP	2-4-0	0-6-0
Florida St.	02/26/2022	63-64	L	7-2-6	21-6-0	8-2-2	13-2-0	DNP	DNP	2-0-0	DNP	DNP	2-4-0	7-11-0
at Louisville	03/05/2022	71-61	W	6-1-6	6-4-1	15-12-5	13-4-1	DNP	DNP	DNP	DNP	DNP	20-5-0	0-0-0
vs Louisville	03/09/2022	51-50	W	15-4-1	17-4-0	8-5-9	0-5-0	DNP	DNP	2-0-0	DNP	DNP	5-2-0	4-8-0
vs North Carolina	03/10/2022	43-63	L	7-4-4	17-2-1	3-4-5	5-4-3	DNP	0-0-0	3-0-1	DNP	DNP	8-5-0	0-6-0
Mississippi St.	03/16/2022	60-57	W	8-0-9	16-3-1	14-3-6	6-2-0	DNP	2-2-0	DNP	DNP	DNP	2-3-0	8-5-1
at North Texas	03/20/2022	71-69	Wot	11-3-4	17-3-2	13-7-9	17-1-0	DNP	0-0-0	0-0-0	DNP	DNP	3-0-0	1-3-0
St. Bonaventure	03/22/2022	51-52	L	2-1-6	14-5-0	6-6-6	17-6-0	DNP	DNP	0-0-0	DNP	DNP	8-9-0	4-4-0



**2021-22 Virginia Men's Basketball
Points-rebounds-assists
All games**

Opponent	Date	Score		23	24	33
				STATTMANN,	MILIČIĆ JR	MCCORKLE,C
Navy	11/09/2021	58-66	L	3-1-1	DNP	0-0-0
Radford	11/12/2021	73-52	W	0-0-0	0-1-1	5-1-0
at Houston	11/16/2021	47-67	L	8-3-1	0-0-0	0-1-1
Coppin St.	11/19/2021	68-52	W	8-0-1	11-2-1	0-2-0
vs Georgia	11/22/2021	65-55	W	0-1-1	3-0-0	3-0-1
vs Providence	11/23/2021	58-40	W	0-1-0	0-0-0	0-0-0
Lehigh	11/26/2021	61-43	W	2-0-0	3-2-0	0-2-0
Iowa	11/29/2021	74-75	L	0-0-0	2-3-1	DNP
Pittsburgh	12/03/2021	57-56	W	3-0-1	3-2-0	DNP
at James Madison	12/07/2021	49-52	L	0-0-0	0-0-0	0-0-0
Fairleigh Dickinson	12/18/2021	82-49	W	0-3-3	9-2-0	9-2-1
Clemson	12/22/2021	50-67	L	0-0-0	0-0-0	0-0-0
at Syracuse	01/01/2022	74-69	W	4-2-1	DNP	DNP
at Clemson	01/04/2022	75-65	W	5-2-2	DNP	DNP
at North Carolina	01/08/2022	58-74	L	6-2-1	2-1-0	4-0-1
Virginia Tech	01/12/2022	54-52	W	2-0-1	DNP	0-0-0
Wake Forest	01/15/2022	55-63	L	11-2-1	0-1-0	DNP
at Pittsburgh	01/19/2022	66-61	W	4-1-0	DNP	DNP
at NC State	01/22/2022	63-77	L	8-3-2	0-0-0	0-0-1
Louisville	01/24/2022	64-52	W	3-0-0	DNP	DNP
at Notre Dame	01/29/2022	65-69	L	0-1-0	DNP	DNP
Boston College	02/01/2022	67-55	W	2-2-0	DNP	DNP
Miami (FL)	02/05/2022	71-58	W	3-0-1	0-0-0	0-0-0
at Duke	02/07/2022	69-68	W	2-2-1	DNP	DNP
Georgia Tech	02/12/2022	63-53	W	5-2-2	DNP	DNP
at Virginia Tech	02/14/2022	53-62	L	0-0-0	DNP	DNP
at Miami (FL)	02/19/2022	74-71	W	8-4-1	DNP	0-0-0
Duke	02/23/2022	61-65	L	0-1-0	DNP	DNP
Florida St.	02/26/2022	63-64	L	3-1-2	DNP	DNP
at Louisville	03/05/2022	71-61	W	11-4-2	DNP	DNP
vs Louisville	03/09/2022	51-50	W	0-1-1	DNP	DNP
vs North Carolina	03/10/2022	43-63	L	0-5-0	0-1-0	0-0-0
Mississippi St.	03/16/2022	60-57	W	4-3-0	DNP	DNP
at North Texas	03/20/2022	71-69	Wot	9-10-0	DNP	DNP
St. Bonaventure	03/22/2022	51-52	L	0-2-1	DNP	DNP



Virginia Men's Basketball
Individual Career Summaries
All games

BEEKMAN, Reece

SEASON	TEAM	GP-GS	MIN/AVG	Field Goals		3-Point		F-Throws		Rebounds				Other					Scoring	
				FG-FGA	FG%	3FG-3FGA	3FG%	FT-FTA	FT%	OFF	DEF	TOT	AVG	PF-FO	A	TO	BLK	STL	PTS	AVG
2020-21	UVa	25-20	733/29.3	42-110	.382	9-37	.243	25-33	.758	5	66	71	2.8	37-0	75	29	10	30	118	4.7
2021-22	UVa	35-35	1228/35.1	115-256	.449	22-65	.338	35-46	.761	15	121	136	3.9	62-2	181	50	25	73	287	8.2
TOTAL		60-55	1962/32.7	157-366	.429	31-102	.304	60-79	.759	20	187	207	3.5	99-2	256	79	35	103	405	6.8

Single Game Highs

Statistic	Value	
Points	20	vs Clemson 12/22/21
Rebounds	12	at Louisville 03/05/22
Assists	11	vs Louisville 01/24/22
Steals	6	vs Navy 11/09/21
Blocks	2	8 times
FG Made	8	at Pittsburgh 01/19/22
FG Attempts	12	at North Carolina 01/08/22
3FG Made	3	vs Clemson 12/22/21, at Pittsburgh 01/19/22, at Louisville 03/05/22
3FG Attempts	5	vs Clemson 12/22/21, at Pittsburgh 01/19/22
FT Made	5	vs Syracuse 01/25/21
FT Attempts	6	vs Syracuse 01/25/21

CAFFARO, Francisco

SEASON	TEAM	GP-GS	MIN/AVG	Field Goals		3-Point		F-Throws		Rebounds				Other					Scoring	
				FG-FGA	FG%	3FG-3FGA	3FG%	FT-FTA	FT%	OFF	DEF	TOT	AVG	PF-FO	A	TO	BLK	STL	PTS	AVG
2019-20	UVa	20-2	150/7.5	9-17	.529	0-0	.000	10-15	.667	10	14	24	1.2	24-0	0	9	5	2	28	1.4
2020-21	UVa	17-0	117/6.9	6-12	.500	0-0	.000	8-10	.800	9	12	21	1.2	16-0	2	7	1	0	20	1.2
2021-22	UVa	35-16	620/17.7	55-105	.524	0-0	.000	41-68	.603	55	107	162	4.6	79-3	8	32	11	7	151	4.3
TOTAL		72-18	887/12.3	70-134	.522	0-0	.000	59-93	.634	74	133	207	2.9	119-3	10	48	17	9	199	2.8

Single Game Highs

Statistic	Value	
Points	16	vs Virginia Tech 01/12/22
Rebounds	12	at Notre Dame 01/29/22
Assists	1	10 times
Steals	2	at Notre Dame 01/29/22
Blocks	2	vs Fairleigh Dickinson 12/18/21, vs Florida St. 02/26/22
FG Made	5	vs Virginia Tech 01/12/22, at Notre Dame 01/29/22
FG Attempts	9	vs Wake Forest 01/15/22, at Notre Dame 01/29/22
FT Made	6	vs Virginia Tech 01/12/22
FT Attempts	10	vs Virginia Tech 01/12/22



**Virginia Men's Basketball
Individual Career Summaries
All games**

CLARK, Kihei

SEASON	TEAM	GP-GS	MIN/AVG	Field Goals		3-Point		F-Throws		Rebounds				Other Stats					Scoring	
				FG-FGA	FG%	3FG-3FGA	3FG%	FT-FTA	FT%	OFF	DEF	TOT	AVG	PF-FO	A	TO	BLK	STL	PTS	AVG
2018-19	UVa	38-20	1020/26.8	55-157	.350	29-85	.341	33-40	.825	16	73	89	2.3	52-0	97	39	0	28	172	4.5
2019-20	UVa	30-30	1112/37.1	105-280	.375	36-96	.375	78-89	.876	11	114	125	4.2	54-0	176	105	3	37	324	10.8
2020-21	UVa	25-23	850/34.0	85-207	.411	20-62	.323	47-64	.734	6	45	51	2.0	30-0	113	53	0	18	237	9.5
2021-22	UVa	35-35	1263/36.1	117-302	.387	54-156	.346	61-78	.782	12	91	103	2.9	40-0	153	77	4	30	349	10.0
TOTAL		128-108	4245/33.2	362-946	.383	139-399	.348	219-271	.808	45	323	368	2.9	176-0	539	274	7	113	1082	8.5

Single Game Highs

Statistic	Value	
Points	25	vs Duke 02/23/22
Rebounds	11	at Syracuse 11/06/19
Assists	13	vs Navy 12/29/19
Steals	3	11 times
Blocks	1	7 times
FG Made	9	vs Duke 02/23/22
FG Attempts	16	vs Florida St. 02/26/22
3FG Made	6	vs Duke 02/23/22
3FG Attempts	11	vs Duke 02/23/22
FT Made	10	vs Boston College 02/01/22
FT Attempts	12	vs Kent St. 12/04/20

COLEMAN, Chase

SEASON	TEAM	GP-GS	MIN/AVG	Field Goals		3-Point		F-Throws		Rebounds				Other Stats					Scoring	
				FG-FGA	FG%	3FG-3FGA	3FG%	FT-FTA	FT%	OFF	DEF	TOT	AVG	PF-FO	A	TO	BLK	STL	PTS	AVG
2019-20	UVa	17-0	87/5.1	5-18	.278	2-8	.250	0-0	.000	0	8	8	0.5	9-0	4	7	0	5	12	0.7
2020-21	UVa	5-0	7/1.4	1-1	1.000	0-0	.000	0-0	.000	0	1	1	0.2	1-0	0	0	0	0	2	0.4
2021-22	UVa	4-0	7/1.8	1-2	.500	0-1	.000	0-0	.000	0	0	0	0.0	0-0	0	2	0	1	2	0.5
TOTAL		26-0	101/3.9	7-21	.333	2-9	.222	0-0	.000	0	9	9	0.3	10-0	4	9	0	6	16	0.6

Single Game Highs

Statistic	Value	
Points	3	vs Virginia Tech 01/04/20, vs Arizona St. 11/24/19
Rebounds	2	vs Massachusetts 11/23/19
Assists	1	4 times
Steals	1	6 times
FG Made	1	7 times
FG Attempts	3	vs James Madison 11/10/19, vs Arizona St. 11/24/19
3FG Made	1	vs Virginia Tech 01/04/20, vs Arizona St. 11/24/19
3FG Attempts	2	at Boston College 01/07/20, vs Arizona St. 11/24/19



Virginia Men's Basketball
Individual Career Summaries
All games

FRANKLIN, Armaan

SEASON	TEAM	GP-GS	MIN/AVG	Field Goals		3-Point		F-Throws		Rebounds				Scoring						
				FG-FGA	FG%	3FG-3FGA	3FG%	FT-FTA	FT%	OFF	DEF	TOT	AVG	PF-FO	A	TO	BLK	STL	PTS	AVG
2019-20	IND	32-9	441/13.8	39-112	.348	17-64	.266	24-39	.615	2	50	52	1.6	43-0	41	30	3	8	119	3.7
2020-21	IND	22-20	664/30.2	87-203	.429	36-85	.424	40-54	.741	13	78	91	4.1	61-3	47	48	5	26	250	11.4
2021-22	UVa	35-34	1031/29.5	140-357	.392	53-179	.296	57-75	.760	11	86	97	2.8	71-0	49	43	9	35	390	11.1
TOTAL FOR UVa		35-34	1031/29.5	140-357	.392	53-179	.296	57-75	.760	11	86	97	2.8	71-0	49	43	9	35	390	11.1
TOTAL		89-63	2135/24.0	266-672	.396	106-328	.323	121-168	.720	26	214	240	2.7	175-3	137	121	17	69	759	8.5

Single Game Highs

Statistic	Value	
Points	23	at Illinois 12/26/20, at Northwestern 02/10/21, vs Georgia 11/22/21
Rebounds	8	4 times
Assists	8	vs Western Ill. 11/05/19
Steals	4	at Northwestern 02/10/21, vs Miami (FL) 02/05/22, at Duke 02/07/22
Blocks	1	17 times
FG Made	8	at Illinois 12/26/20, vs Georgia 11/22/21, vs Miami (FL) 02/05/22
FG Attempts	17	vs Northwestern 12/23/20
3FG Made	5	6 times
3FG Attempts	11	vs St. Bonaventure 03/22/22
FT Made	7	at Northwestern 02/10/21
FT Attempts	8	at Northwestern 02/10/21



**Virginia Men's Basketball
Individual Career Summaries
All games**

GARDNER, Jayden

SEASON	TEAM	GP-GS	MIN/AVG	Field Goals		3-Point		F-Throws		Rebounds				Scoring						
				FG-FGA	FG%	3FG-3FGA	3FG%	FT-FTA	FT%	OFF	DEF	TOT	AVG	PF-FO	A	TO	BLK	STL	PTS	AVG
2018-19	ECU	31-31	948/30.6	166-337	.493	2-10	.200	171-228	.750	93	169	262	8.5	88-3	39	75	14	24	505	16.3
2019-20	ECU	31-30	1066/34.4	223-428	.521	4-20	.200	160-218	.734	91	194	285	9.2	91-4	67	83	15	34	610	19.7
2020-21	ECU	19-18	665/35.0	123-257	.479	3-6	.500	98-133	.737	39	119	158	8.3	42-0	27	45	3	11	347	18.3
2021-22	UVa	35-35	1144/32.7	219-437	.501	3-14	.214	96-121	.793	80	143	223	6.4	74-0	50	52	13	18	537	15.3
TOTAL FOR UVa		35-35	1144/32.7	219-437	.501	3-14	.214	96-121	.793	80	143	223	6.4	74-0	50	52	13	18	537	15.3
TOTAL		116-114	3823/33.0	731-1459	.501	12-50	.240	525-700	.750	303	625	928	8.0	295-7	183	255	45	87	1999	17.2

Single Game Highs

Statistic	Value	
Points	35	at UCF 01/13/19
Rebounds	20	at UCF 01/13/19
Assists	4	10 times
Steals	3	at South Fla. 02/26/20, vs Temple 02/23/20, vs Tulane 01/25/20
Blocks	3	vs Georgia Tech 02/12/22, at Miami (FL) 02/19/22
FG Made	14	vs Fairleigh Dickinson 12/18/21
FG Attempts	24	vs Temple 02/23/20
3FG Made	2	vs UCF 03/04/21, vs Iowa 11/29/21
3FG Attempts	4	vs SMU 01/11/20, vs Clemson 12/22/21
FT Made	16	vs Appalachian St. 11/30/18
FT Attempts	19	vs Appalachian St. 11/30/18

MCCORKLE, Carson

SEASON	TEAM	GP-GS	MIN/AVG	Field Goals		3-Point		F-Throws		Rebounds				Scoring						
				FG-FGA	FG%	3FG-3FGA	3FG%	FT-FTA	FT%	OFF	DEF	TOT	AVG	PF-FO	A	TO	BLK	STL	PTS	AVG
2020-21	UVa	8-0	22/2.7	2-5	.400	1-4	.250	0-0	.000	1	3	4	0.5	1-0	4	0	0	1	5	0.6
2021-22	UVa	16-0	79/4.9	8-24	.333	5-16	.313	0-0	.000	1	7	8	0.5	7-0	5	5	2	1	21	1.3
TOTAL		24-0	100/4.2	10-29	.345	6-20	.300	0-0	.000	2	10	12	0.5	8-0	9	5	2	2	26	1.1

Single Game Highs

Statistic	Value	
Points	9	vs Fairleigh Dickinson 12/18/21
Rebounds	2	4 times
Assists	2	vs Towson 11/25/20
Steals	1	vs William & Mary 12/22/20, vs Georgia 11/22/21
Blocks	1	vs Radford 11/12/21, vs Fairleigh Dickinson 12/18/21
FG Made	3	vs Fairleigh Dickinson 12/18/21
FG Attempts	6	vs Radford 11/12/21
3FG Made	3	vs Fairleigh Dickinson 12/18/21
3FG Attempts	4	vs Radford 11/12/21, vs Fairleigh Dickinson 12/18/21



Virginia Men's Basketball
Individual Career Summaries
All games

MCGAHREN, Chris

				Field Goals		3-Point		F-Throws		Rebounds								Scoring			
SEASON	TEAM	GP-GS	MIN/AVG	FG-FGA	FG%	3FG-3FGA	3FG%	FT-FTA	FT%	OFF	DEF	TOT	AVG	PF-FO	A	TO	BLK	STL	PTS	AVG	
2021-22	UVa	2-0	3/1.6	0-1	.000	0-1	.000	0-0	.000	0	0	0	0.0	0-0	0	0	0	0	0	0	0.0
TOTAL		2-0	3/1.6	0-1	.000	0-1	.000	0-0	.000	0	0	0	0.0	0-0	0	0	0	0	0	0	0.0

Single Game Highs

Statistic	Value	
FG Attempts	1	vs Fairleigh Dickinson 12/18/21
3FG Attempts	1	vs Fairleigh Dickinson 12/18/21

MILIČIĆ JR., Igor

				Field Goals		3-Point		F-Throws		Rebounds								Scoring		
SEASON	TEAM	GP-GS	MIN/AVG	FG-FGA	FG%	3FG-3FGA	3FG%	FT-FTA	FT%	OFF	DEF	TOT	AVG	PF-FO	A	TO	BLK	STL	PTS	AVG
2021-22	UVa	16-0	100/6.3	11-29	.379	8-22	.364	3-6	.500	3	12	15	0.9	2-0	3	3	5	4	33	2.1
TOTAL		16-0	100/6.3	11-29	.379	8-22	.364	3-6	.500	3	12	15	0.9	2-0	3	3	5	4	33	2.1

Single Game Highs

Statistic	Value	
Points	11	vs Coppin St. 11/19/21
Rebounds	3	vs Iowa 11/29/21
Assists	1	vs Radford 11/12/21, vs Coppin St. 11/19/21, vs Iowa 11/29/21
Steals	2	vs Lehigh 11/26/21
Blocks	1	5 times
FG Made	3	vs Coppin St. 11/19/21, vs Fairleigh Dickinson 12/18/21
FG Attempts	6	vs Coppin St. 11/19/21
3FG Made	3	vs Fairleigh Dickinson 12/18/21
3FG Attempts	4	vs Coppin St. 11/19/21, vs Fairleigh Dickinson 12/18/21
FT Made	3	vs Coppin St. 11/19/21
FT Attempts	4	vs Coppin St. 11/19/21



Virginia Men's Basketball
Individual Career Summaries
All games

MURRAY, Taine

				Field Goals		3-Point		F-Throws		Rebounds								Scoring		
SEASON	TEAM	GP-GS	MIN/AVG	FG-FGA	FG%	3FG-3FGA	3FG%	FT-FTA	FT%	OFF	DEF	TOT	AVG	PF-FO	A	TO	BLK	STL	PTS	AVG
2021-22	UVa	19-0	143/7.5	13-33	.394	8-23	.348	4-8	.500	6	11	17	0.9	14-0	2	4	1	2	38	2.0
TOTAL		19-0	143/7.5	13-33	.394	8-23	.348	4-8	.500	6	11	17	0.9	14-0	2	4	1	2	38	2.0

Single Game Highs

Statistic	Value	
Points	14	vs Iowa 11/29/21
Rebounds	2	6 times
Assists	1	at James Madison 12/07/21, at Syracuse 01/01/22
Steals	1	vs Radford 11/12/21, at NC State 01/22/22
Blocks	1	vs Pittsburgh 12/03/21
FG Made	5	vs Iowa 11/29/21
FG Attempts	7	vs Iowa 11/29/21
3FG Made	4	vs Iowa 11/29/21
3FG Attempts	6	vs Iowa 11/29/21
FT Made	2	at Clemson 01/04/22
FT Attempts	2	at Houston 11/16/21, at James Madison 12/07/21, at Clemson 01/04/22

NIXON, Jayden

				Field Goals		3-Point		F-Throws		Rebounds								Scoring		
SEASON	TEAM	GP-GS	MIN/AVG	FG-FGA	FG%	3FG-3FGA	3FG%	FT-FTA	FT%	OFF	DEF	TOT	AVG	PF-FO	A	TO	BLK	STL	PTS	AVG
2018-19	UVa	14-0	41/2.9	3-10	.300	0-3	.000	2-4	.500	3	5	8	0.6	10-0	1	4	2	2	8	0.6
2019-20	UVa	5-0	19/3.7	1-2	.500	0-1	.000	0-0	.000	1	1	2	0.4	1-0	0	2	0	0	2	0.4
2020-21	UVa	3-0	4/1.4	0-0	.000	0-0	.000	0-0	.000	0	1	1	0.3	1-0	0	0	0	0	0	0.0
2021-22	UVa	2-0	4/2.0	0-1	.000	0-0	.000	0-0	.000	0	1	1	0.5	0-0	0	0	0	0	0	0.0
TOTAL		24-0	68/2.8	4-13	.308	0-4	.000	2-4	.500	4	8	12	0.5	12-0	1	6	2	2	10	0.4

Single Game Highs

Statistic	Value	
Points	2	4 times
Rebounds	3	vs Coppin St. 11/16/18, vs William & Mary 12/22/18
Assists	1	vs Pittsburgh 03/02/19
Steals	1	vs Pittsburgh 03/02/19, vs Coppin St. 11/16/18
Blocks	1	at Syracuse 03/04/19, vs Coppin St. 11/16/18
FG Made	1	4 times
FG Attempts	4	vs Coppin St. 11/16/18
3FG Attempts	1	4 times
FT Made	1	vs Towson 11/06/18, vs Morgan St. 12/03/18
FT Attempts	2	vs Towson 11/06/18, vs Morgan St. 12/03/18



**Virginia Men's Basketball
Individual Career Summaries
All games**

POINDEXTER, Malachi

SEASON	TEAM	GP-GS	MIN/AVG	Field Goals		3-Point		F-Throws		Rebounds				Scoring						
				FG-FGA	FG%	3FG-3FGA	3FG%	FT-FTA	FT%	OFF	DEF	TOT	AVG	PF-FO	A	TO	BLK	STL	PTS	AVG
2020-21	UVa	3-0	3/1.1	0-2	.000	0-2	.000	0-0	.000	0	0	0	0.0	0-0	0	0	0	0	0	0.0
2021-22	UVa	19-0	121/6.4	8-16	.500	3-8	.375	0-0	.000	1	9	10	0.5	9-0	7	3	0	0	19	1.0
TOTAL		22-0	124/5.7	8-18	.444	3-10	.300	0-0	.000	1	9	10	0.5	9-0	7	3	0	0	19	0.9

Single Game Highs

Statistic	Value	
Points	7	vs Fairleigh Dickinson 12/18/21
Rebounds	2	vs Lehigh 11/26/21, at Duke 02/07/22
Assists	3	vs Fairleigh Dickinson 12/18/21
FG Made	3	vs Fairleigh Dickinson 12/18/21
FG Attempts	3	vs Coppin St. 11/19/21, vs Lehigh 11/26/21, vs Fairleigh Dickinson 12/18/21
3FG Made	1	vs Lehigh 11/26/21, vs Fairleigh Dickinson 12/18/21, vs North Carolina 03/10/22
3FG Attempts	1	10 times

SHEDRICK, Kadin

SEASON	TEAM	GP-GS	MIN/AVG	Field Goals		3-Point		F-Throws		Rebounds				Scoring						
				FG-FGA	FG%	3FG-3FGA	3FG%	FT-FTA	FT%	OFF	DEF	TOT	AVG	PF-FO	A	TO	BLK	STL	PTS	AVG
2020-21	UVa	11-0	87/7.9	11-21	.524	0-1	.000	6-9	.667	12	12	24	2.2	14-0	3	6	4	2	28	2.5
2021-22	UVa	35-19	727/20.8	91-142	.641	0-1	.000	61-86	.709	55	123	178	5.1	97-2	8	31	67	20	243	6.9
TOTAL		46-19	814/17.7	102-163	.626	0-2	.000	67-95	.705	67	135	202	4.4	111-2	11	37	71	22	271	5.9

Single Game Highs

Statistic	Value	
Points	20	at Louisville 03/05/22
Rebounds	13	at Miami (FL) 02/19/22
Assists	2	vs Gonzaga 12/26/20, at Miami (FL) 02/19/22
Steals	3	vs Navy 11/09/21
Blocks	6	vs Clemson 12/22/21
FG Made	8	at Duke 02/07/22, at Louisville 03/05/22
FG Attempts	9	at Louisville 03/05/22
3FG Attempts	1	vs San Francisco 11/27/20, at Houston 11/16/21
FT Made	10	vs Radford 11/12/21
FT Attempts	10	vs Radford 11/12/21



Virginia Men's Basketball
Individual Career Summaries
All games

STATTMANN, Kody

SEASON	TEAM	GP-GS	MIN/AVG	Field Goals		3-Point		F-Throws		Rebounds				Scoring						
				FG-FGA	FG%	3FG-3FGA	3FG%	FT-FTA	FT%	OFF	DEF	TOT	AVG	PF-FO	A	TO	BLK	STL	PTS	AVG
2018-19	UVa	18-0	75/4.1	9-21	.429	4-15	.267	8-9	.889	2	9	11	0.6	8-0	2	5	0	1	30	1.7
2019-20	UVa	24-10	514/21.4	33-98	.337	14-52	.269	6-9	.667	10	48	58	2.4	24-0	16	21	10	9	86	3.6
2020-21	UVa	4-0	35/8.7	7-12	.583	0-2	.000	0-0	.000	0	7	7	1.8	1-0	2	0	1	1	14	3.5
2021-22	UVa	35-1	554/15.8	39-115	.339	20-59	.339	16-24	.667	13	46	59	1.7	25-0	27	19	12	9	114	3.3
TOTAL		81-11	1177/14.5	88-246	.358	38-128	.297	30-42	.714	25	110	135	1.7	58-0	47	45	23	20	244	3.0

Single Game Highs

Statistic	Value	
Points	11	at Boston College 01/07/20, vs Wake Forest 01/15/22, at Louisville 03/05/22
Rebounds	10	at North Texas 03/20/22
Assists	4	vs Syracuse 01/11/20
Steals	3	at North Carolina 02/15/20, vs Boston College 02/01/22
Blocks	3	vs Columbia 11/16/19
FG Made	5	at Boston College 01/07/20
FG Attempts	10	vs Virginia Tech 01/04/20
3FG Made	2	7 times
3FG Attempts	6	vs James Madison 11/10/19
FT Made	4	4 times
FT Attempts	6	at Louisville 03/05/22