



VIRGINIATM

VIRGINIA ATHLETICS MEDIA RELATIONS
 295 Massie Road, Room 154
 Charlottesville, VA 22904
Men's Basketball Contact: Erich Bacher
O: (434) 982-5530 **C:** (720) 318-5538
E-mail: bacher@virginia.edu
Web: VirginiaSports.com
Twitter: @UVAMensHoops, @ErichJBacher

24 NCAA TOURNAMENT APPEARANCES · 2019 NCAA CHAMPIONS · 3 NCAA FINAL FOURS · 11 ALL-AMERICANS · 27 ALL-ACC FIRST TEAM SELECTIONS

GAME INFORMATION

Date/Time: Friday, Nov. 11, 2022 / 9 p.m.
Site: Charlottesville, Va./John Paul Jones Arena (14,623)
TV: Regional Sports Networks; **Online:** N/A
 Bob Rathbun & Brian Oliver
Radio: Virginia Sports Radio Network
 John Freeman & Jimmy Miller
Satellite Radio: SiriusXM (138 or 193), SXM App (955)
Live Stats: VirginiaSports.com
Twitter: @UVAMensHoops
Virginia vs. Monmouth: 1-0
Charlottesville: 1-0 (73-53 win on Nov. 19, 2017)
West Long Branch: 0-0; **Neutral:** 0-0
First Meeting: Nov. 19, 2017
Last Meeting: Nov. 19, 2017
Winning Streak: Virginia, 1 game

2022-23 SCHEDULE/RESULTS - 1-0, 0-0 ACC

Date	Opponent	TV	Time/Result
Nov. 7	[18] NCCU	RSN	W, 73-61
Nov. 11	[18] Monmouth	RSN	9 p.m.
Nov. 14	Northern Iowa	ACCN	8 p.m.
Nov. 18	vs. Baylor #	ESPN2	7 p.m.
Nov. 20	vs. Illinois/UCLA #	ESPN	3/5:30 p.m.
Nov. 25	UMES	ACCN	6 p.m.
Nov. 29	at Michigan %	ESPN	9:30 p.m.
Dec. 3	Florida State *	ESPN2	2 p.m.
Dec. 6	JMU	ACCN	8 p.m.
Dec. 17	Houston	ESPN2	2 p.m.
Dec. 20	at Miami *	ACCN	8:30 p.m.
Dec. 28	UAlbany	ACCN	6 p.m.
Dec. 31	at Georgia Tech *	ACCN	TBA
Jan. 3	at Pittsburgh *	ACCN	9 p.m.
Jan. 7	Syracuse *	ACCN	5 p.m.
Jan. 10	North Carolina *	ESPN/2	9 p.m.
Jan. 14	at Florida State *	ESPN/2	4 p.m.
Jan. 18	Virginia Tech *	ESPN/2/U	7 p.m.
Jan. 21	at Wake Forest *	ESPN2/U	2 p.m.
Jan. 28	Boston College *	RSN	Noon
Jan. 30	at Syracuse *	ESPN	7 p.m.
Feb. 4	at Virginia Tech *	ESPN/2/U	Noon
Feb. 7	NC State *	ACCN	9 p.m.
Feb. 11	Duke *	ESPN/2	4 p.m.
Feb. 15	at Louisville *	ESPN/2/U	7 p.m.
Feb. 18	Notre Dame *	ESPN/2/U	Noon
Feb. 22	at Boston College *	RSN	7 p.m.
Feb. 25	at North Carolina *	ESPN	6/8 p.m.
Feb. 28	Clemson *	ACCN	7 p.m.
Mar. 4	Louisville *	ESPN/2	12/2/4 p.m.
Mar. 7-11	ACC Tournament, Greensboro, N.C.		

Home games in Bold

All times Eastern
 # - Continental Tire Main Event, Las Vegas, Nev.
 % - ACC/B1G Challenge
 * - ACC Game

PRONUNCIATION GUIDE

Kiheï Clark Key-HEY
 Francisco Caffaro Cuh-FAR-oh
 Armaan Franklin Ar-MAHN
 Isaac Traudt Trout



[18/18] VIRGINIA CAVALIERS (1-0)

Head Coach: Tony Bennett (Green Bay, 1992)
 UVA: 317-117 (14th season), Career: 386-150 (17th season)

VS.



MONMOUTH HAWKS (0-0)

Head Coach: King Rice (North Carolina, 1992)
 Record at Monmouth: 182-167 (12th season), Career: Same

FOR OPENERS

- Virginia meets Monmouth for the second time.
- UVA improved to 12-2 in season openers under 14th-year head coach Tony Bennett.
- UVA is 88-10 at JPJ in non-conference action under Bennett.

LAST TIME VS. MONMOUTH

- De'Andre Hunter scored a career-high 23 points to lead Virginia to a 73-53 win over Monmouth on Nov. 19, 2017.
- Kyle Guy added 13 points and Mamadi Diakite chipped in 10 points and six rebounds.
- UVA, who had 44 points off the bench, shot 52.2 percent from the floor and 81 percent from the free throw line (17-of-21).
- UVA had nine steals and limited Monmouth to 33.3 percent field goal shooting.
- Louie Pillari led Monmouth with 14 points.

VIRGINIA VS. THE COLONIAL ATHLETIC ASSOCIATION

- Virginia meets its first Colonial Athletic Association opponent since defeating William & Mary 76-40 in the 2020-21 season.
- UVA is 99-30 all-time vs. current members of the CAA (56-26 vs. William & Mary, 10-2 vs. Delaware, 9-0 vs. Hampton, 7-0 vs. Towson, 6-0 vs. Elon, 4-0 vs. UNCW, 2-0 vs. Drexel, 1-0 vs. Charleston, 1-0 vs. North Carolina A&T, 1-0 vs. Northeastern, 1-0 vs. Stony Brook and 1-2 vs. Hofstra).
- Tony Bennett is 16-1 all-time vs. the CAA as head coach at Virginia (4-0 vs. William & Mary, 4-0 vs. Hampton, 3-0 vs. Towson, 2-0 vs. UNCW, 1-0 vs. Drexel, 1-0 vs. Monmouth, 1-0 vs. Stony Brook and 0-1 vs. Delaware).

LAST TIME OUT

- Armaan Franklin scored a game-high 21 points to lead No. 18 Virginia to a 73-61 win over North Carolina Central in the season-opener on Nov. 7 at John Paul Jones Arena.
- Franklin shot 5 of 9 from the field, including 4 of 7 from 3-point range, and 7 of 8 from the free throw line.
- UVA's 11 made 3-pointers (25 attempts) were its most since making 11 vs. Syracuse in the 2021 ACC Tournament.
- Virginia relinquished its 16-point first half lead in the second half as NC Central used a 10-0 run to gain a 44-43 lead.
- The Cavaliers outscored the Eagles 30-17 to gain the win.
- Kadin Shedrick, Reece Beekman and Francisco Caffaro each added 10 points.
- Justin Wright led NC Central with 20 points.

THERE'S NO PLACE LIKE HOME

- Virginia is 217-53 (.804), including a 1-0 mark in 2022-23, in 17 seasons at John Paul Jones Arena.
- UVA was 10-1 at JPJ in 2020-21 and is 179-37 (.829), including a 144-22 (.868) mark the past 11 seasons, under Bennett.
- UVA is an ACC-leading 78-13 (.857) in league home games over the past 10 seasons. Duke is second at 77-14 (.846).
- UVA has won 10 or more home games for 13 straight years.

HOW ARE THESE CAVALIERS?

- Virginia returns all five starters from last season's team, which finished 21-14 overall, 12-8 in the ACC (sixth) and advanced to the NIT quarterfinals.
- We play defense, take quality shots, pass the basketball, limit turnovers and transition points, rebound and play more defense.
- The Cavaliers return 91.4 percent of its scoring from last season, most among all NCAA Division I teams (Portland 91.1%, Dayton 89.4% and Penn 88.5%).
- Returning starters Kihei Clark (9.0 ppg, 5.0 apg), Reece Beekman (10.0 ppg, 5.0 apg), Jayden Gardner (3.0 ppg, 9.0 rpg), Kadin Shedrick (10.0 ppg, 7.0 rpg, 2.0 bpg) and Armaan Franklin (21 ppg) lead the way for the Cavaliers.
- Transfer Ben Vander Plas, freshman Isaac McKneely, Francisco Caffaro and Taine Murray have earned playing time off the bench.
- Newcomers Isaac Traudt, Ryan Dunn and Leon Bond III are competing for playing time.

GRUMPY OLD MEN

- Virginia's roster includes sixth-year player Ben Vander Plas (Ohio), fifth-years Francisco Caffaro, Kihei Clark and Jayden Gardner (East Carolina), fourth-years Chase Coleman, Armaan Franklin (Indiana) and Kadin Shedrick, and third-year Reece Beekman.
- The average age of the Cavaliers is 20.8 years old
- Gardner ranks first among active NCAA Division I players in career free throw attempts (707), third in points (2,003) and free throws made (528), fifth in rebounds (937) and sixth in double-doubles (36).
- Clark ranks seventh among active DI players in assists (544), and ninth in games (129).
- Gardner (2,003 points), Vander Plas (1,579 points) and Clark (1,091 points) have played in a combined 369 career games.
- Clark needs 10 games, 24 starts, 147 minutes and 140 assists to become the all-time leader at UVA in those categories.

VIRGINIA'S PROBABLE STARTING LINEUP

Pos.	No.	Player (Hometown)	Yr.	Ht.	Wt.	PPG	RPG	NOTES
G	0	Kiheï Clark (Woodland Hills, Calif.)	Gr.	5-10	167	9.0	5.0(a)	3rd all-time at UVA in minutes (4,279) & 5th in assists (544)
G	2	Reece Beekman (Baton Rouge, La.)	Jr.	6-3	190	10.0	5.0(a)	Set UVA single-season steals record with 73 in 2021-22
G	4	Armaan Franklin (Indianapolis, Ind.)	Sr.	6-4	200	21.0	4.0	7th career 20-pt effort vs. NCCU; 23 of 48 3FGs last 10 games
F	1	Jayden Gardner (Wake Forest, N.C.)	Gr.	6-6	233	3.0	9.0	3-time All-conference player; 40 20-point games (7 at UVA)
F	21	Kadin Shedrick (Holly Springs, N.C.)	R-Jr.	6-11	231	10.0	7.0	10 pts, 7 REB, 2 STL, 2 BLK vs. NCCU (11/7/22)
OFF THE BENCH								
F	5	Ben Vander Plas (Ripon, Wis.)	Gr.	6-8	236	7.0	4.0	Ohio transfer has 1,579 career points, 762 rebounds & 211 3's
G	11	Isaac McKneely (Poca, W.Va.)	Fr.	6-4	179	3.0	1.0	West Virginia Mr. Basketball played 23 minutes in UVA debut
C	22	Francisco Caffaro (Sante Fe, Argentina)	R-Sr.	7-1	254	10.0	4.0	Had 10 PTS & 4 REB in 10 minutes vs. NCCU (11/7/22)
G	10	Taine Murray (Auckland, N.Z.)	So.	6-5	205	0.0	1.0	Career-best 14 pts (4-6 3's) vs. Iowa; 8 of 23 3FGs in 2021-22
G	13	Ryan Dunn (Freeport, N.Y.)	Fr.	6-8	208	--	--	Shot 44% 3FG in 2019-20 & 2020-21 seasons
F	23	Isaac Traudt (Grand Island, Neb.)	Fr.	6-10	229	--	--	Nebraska Mr. Basketball

VIRGINIA HEAD COACH TONY BENNETT

- Dean and Markel Families Head Men's Basketball Coach Tony Bennett has a 317-117 (.731) mark in 14 seasons at UVA and 386-150 (.720) career mark in 17 seasons as a head coach.
- Bennett needs 10 wins to pass Terry Holland (326-173, 16 seasons) as the all-time winningest coach at UVA.
- Bennett needs 14 wins to reach 400 career wins.
- Bennett has guided the Cavaliers to five ACC regular-season titles (2014, 2015, 2018, 2019 and 2021), two ACC Tournament titles (2014 and 2018) and one NCAA national championship (2019).
- The three-time National (2007, 2015 and 2018) and four-time ACC Coach of the Year (2014, 2015, 2018 and 2019) guided UVA to its 10th consecutive postseason berth in 2021-22.
- In 2018-19, Bennett led the Cavaliers to their first NCAA national championship, a share of their ninth ACC regular-season title and a school-record 35 wins.
- Bennett is the third coach in ACC men's basketball history to lead his program to 11-straight winning conference seasons, joining North Carolina's Dean Smith (33) and Duke's Mike Krzyzewski (13).
- He has led UVA to outright ACC regular-season and tournament championships in the same season two times (2014 and 2018).
- Bennett is the fifth coach in ACC history to win at least three outright ACC regular-season titles (Frank McGuire, Dean Smith, Mike Krzyzewski and Roy Williams).
- UVA is 161-70 (.700) in ACC play (90-25 at home & 71-45 away), 179-37 (.829) at home and 156-47 (.768) in non-conference action (88-10 at JPJ) under Bennett.
- Bennett ranks fifth all-time in winning percentage (.700) among ACC head coaches with 100 or more ACC wins.

PLAYER NOTES

- Armaan Franklin has scored 17 or more points in three consecutive games dating back to last season.
- Kadin Shedrick blocked two shots vs. NCCU and has 21 career multi-block games.
- Reece Beekman has handed out five more assists in seven consecutive games dating back to last season.
- Francisco Caffaro's 10-point effort vs. North Carolina Central marked his fourth career game in double figures.
- Kihei Clark needs 58 minutes to pass Duke's Shane Battier (1998-01) for 25th on the ACC's Career Minutes Played list.

VIRGINIA RANKED NO. 18 IN PRESEASON RANKINGS

- UVA is ranked No. 18 in the Associated Press preseason poll.
- UVA is ranked in the preseason AP top 25 for the fifth straight year and ninth in the last 10 seasons under Tony Bennett.

GARDNER EARNS PRESEASON ALL-ACC HONORS

- Jayden Gardner was named to the preseason All-ACC second team for the second consecutive season.
- Gardner landed on the All-ACC third team in 2021-22 after ranking seventh in the ACC in field goal percentage (50.1%) and free throw percentage (79.3%), 12th in scoring (15.3 ppg) and 17th in rebounding (6.4 rpg).

BECKMAN IN RARE COMPANY

- Last season, Reece Beekman became the first ACC player since Grant Hill (1993-94) to register at least 175 assists, 50 steals and 25 blocks in a season.
- Beekman joined UNC's Ty Lawson (2008-09), NC State's Chris Corchiani (1988-89) and Sidney Lowe (1980-81 & 1982-83), and Wake Forest's Muggsy Bogues (1984-85) to lead the ACC in assists (5.2 apg), steals (2.1 spg) and assist-to-turnover ratio (3.62).

VIRGINIA PICKED THIRD IN THE ACC

- Virginia was selected third in the 2022-23 ACC Tipoff Preseason Poll.
- North Carolina is the preseason favorite, followed by Duke, Virginia, Miami and Florida State in the top five.
- ACC preseason voters selected Notre Dame sixth, followed by Virginia Tech, Syracuse, Wake Forest and NC State. Clemson was picked 11th, while Louisville, Boston College, Pittsburgh and Georgia Tech rounded out the voting.
- UVA was selected fourth in the 2021-22 preseason rankings and finished sixth in the standings.
- The Cavaliers have finished at or higher than their predicted finish in 12 of the last 14 seasons.

NATIONAL DEFENSIVE POINTS PER GAME

RANKINGS UNDER TONY BENNETT

Year	School	Pts/Gm	Rank
2006-07	Washington State	59.5	17th
2007-08	Washington State	56.4	3rd
2008-09	Washington State	55.4	1st
2009-10	Virginia	63.6	54th
2010-11	Virginia	62.4	36th
2011-12	Virginia	54.2	2nd
2012-13	Virginia	55.6	5th
2013-14	Virginia	55.7	1st
2014-15	Virginia	51.5	1st
2015-16	Virginia	60.1	2nd
2016-17	Virginia	56.4	1st
2017-18	Virginia	54.0	1st
2018-19	Virginia	56.1	1st
2019-20	Virginia	52.4	1st
2020-21	Virginia	60.5	6th
2021-22	Virginia	60.1	6th
2022-23	Virginia	61.0	N/A

SUPER 70s AND AWESOME 80s

- Virginia is 145-11 when scoring at least 70 or more points under Tony Bennett.
- UVA is 1-0 when scoring 70 or more points in 2022-23.
- Virginia is 40-1 all-time under when scoring 80 or more points under Bennett with their lone loss a 93-81 setback at North Carolina in 2012-13.
- Bennett was 4-0 when scoring 80+ points at Washington State.
- UVA scored 100 points against Marshall (2018-19) for the first time under Tony Bennett and added 97 points against Coppin State (2018-19).
- UVA is 4-0 all-time when scoring 90 or more under Bennett.

OUR DEFENSE NEVER RESTS

- UVA allowed 61 points in its season-opener vs. North Carolina Central after ranking eighth nationally in scoring defense in 2021-22 at 60.1 ppg.
- UVA held NCCU to 41.5 percent from the field and outrebounded the Eagles 37-27.
- In 2021-22, the Cavaliers limited their opponents to 42.5 percent shooting and 33.6 percent from 3-point range.
- UVA forced 35 shot clock violations and has averaged 28 shot clock violations since 2019.
- The Cavaliers limited 14 opponents to 56 or fewer points and 12 foes to 40 percent or less field goal shooting while outrebounding 16 opponents (12-4).
- Bennett-coached teams have led the nation in scoring defense seven times and finished in the top-five nationally 11 times.

WATCH ME NOW

- Kihei Clark was named to Bob Cousy Award Top 20 Watch List for the fourth consecutive season.
- The Cousy Award honors the nation's top point guard.
- Jayden Gardner was named to Karl Malone Award Top 20 Watch List for the second consecutive season.
- The Malone Award honors the nation's top power forward.

ABOUT THE 2022-23 SCHEDULE

- Seven of Virginia's opponents are ranked in the AP Top-25 preseason poll (North Carolina, Houston, Baylor, Duke, UCLA, Michigan and Illinois), while Miami, Florida State, Virginia Tech and Notre Dame received votes.

BENNETT/VANDER PLAS CONNECTION

- Ohio transfer Bennett (Ben) Vander Plas was named after Tony Bennett's father, Dick Bennett.
- Vander Plas' father Dean Vander Plas was a collegiate teammate of Tony Bennett for three seasons under Dick Bennett at UW-Green Bay from 1989-91.
- Vander Plas registered 17 points in Ohio's 62-58 win over Virginia in the first round of the 2021 NCAA Tournament.

MEET THE ROOKIES

- The Cavaliers welcome freshmen Isaac McKneely (Mr. Basketball West Virginia), Isaac Traudt (Mr. Basketball Nebraska), Ryan Dunn (brother of MLB pitcher Justin Dunn) and Leon Bond III.

LAND OF CHEESE

- In addition to head coach Tony Bennett (Green Bay) and Director of Scouting Brad Soderberg (Stevens Point), UVA's roster includes Wisconsin natives Reece Beekman (Milwaukee), Leon Bond III (Wauwatosa) and Ben Vander Plas (Ripon).



TONY BENNETT

EDUCATION

College: Green Bay, 1992

COACHING EXPERIENCE

- 1999-00 Wisconsin (staff volunteer)
- 2000-01 Wisconsin (assistant coach)
- 2003-04 Washington State (assistant coach)
- 2004-06 Washington State (associate head coach)
- 2006-09 Washington State (head coach)
- 2009- Virginia (head coach)

THE BENNETT RECORD

Year	School	Record (Conf)	Postseason
2006-07	Washington St.	26-8 (13-5)	NCAA 2nd Round
2007-08	Washington St.	26-9 (11-7)	NCAA Sweet 16
2008-09	Washington St.	17-16 (8-10)	NIT 1st Round
2009-10	Virginia	15-16 (5-11)	
2010-11	Virginia	16-15 (7-9)	
2011-12	Virginia	22-10 (9-7)	NCAA 2nd Round
2012-13	Virginia	23-12 (11-7)	NIT Quarterfinals
2013-14	Virginia	30-7 (16-2)	NCAA Sweet 16
2014-15	Virginia	30-4 (16-2)	NCAA Third Round
2015-16	Virginia	29-8 (13-5)	NCAA Elite Eight
2016-17	Virginia	23-11 (11-7)	NCAA 2nd Round
2017-18	Virginia	31-3 (17-1)	NCAA 1st Round
2018-19	Virginia	35-3 (16-2)	NCAA Champions
2019-20	Virginia	23-7 (15-5)	N/A
2020-21	Virginia	18-7 (13-4)	NCAA First Round
2021-22	Virginia	21-14 (12-8)	NIT Quarterfinals
2022-23	Virginia	1-0 (0-0)	
Total	17 seasons	386-150	
Virginia	14 seasons	317-117	

BENNETT VS. 2022-23 OPPONENTS

Opponent	Career	Virginia
UAlbany	0-0	0-0
Baylor	1-1	0-0
Boston College	10-4	10-4
UCLA	1-6	0-0
Clemson	14-4	14-4
Duke	5-13	5-13
Florida State	9-11	9-11
Georgia Tech	16-2	16-2
Houston	0-1	0-1
Illinois	0-0	0-0
JMU	3-1	3-1
Louisville	15-2	15-2
Maryland Eastern Shore	1-0	1-0
Miami	12-6	12-6
Michigan	1-0	1-0
Monmouth	1-0	1-0
North Carolina	12-10	12-9
NCCU	1-0	1-0
NC State	14-4	14-4
Northern Iowa	1-0	1-0
Notre Dame	12-2	11-2
Pitt	12-2	12-1
Syracuse	10-3	10-3
Virginia Tech	17-8	17-8
Wake Forest	10-5	10-5

VIRGINIA IN THE POLLS

Date	AP	Coaches
Preseason	18	18

CAVALIERS INK BUCHANAN AND GERTRUDE TO NLI's

- UVA signed Blake Buchanan (Coeur d'Alene, Idaho/Lake City), and Elijah Gertrude (Jersey City, N.J./Hudson Catholic Regional) to National Letters of Intent on Nov. 9.
- Buchanan is a 6-10, 215-pound skilled forward who averaged 13 points and eight rebounds during his junior season at Lake City High School.
- Buchanan is ranked No. 74 in the On3 rankings.
- Gertrude is a 6-4, 180-pound athletic guard, who averaged 14.3 points as a junior for Hudson Catholic Regional High School.
- Gertrude is ranked No. 70 in the On3 rankings.

HOLDING FOES UNDER 50

- UVA is 106-2, including a 3-0 mark in 2021-22, when limiting foes to fewer than 50 points during the Tony Bennett era.
- Bennett-coached teams are 131-3 when holding opponents to fewer than 50 points (25-1 in three years at Washington State).
- UVA is 27-0 when limiting opponents to fewer than 40 points under Bennett.

UVA VS. RANKED OPPONENTS

- UVA is 48-41 against ranked foes in the Tony Bennett era.
- UVA was 1-3 vs. ranked opponents in 2021-22.
- UVA's 11 ranked wins in 2018-19 marked a school record.
- UVA is 161-335 vs. ranked opponents since 1953-54.
- UVA is 1-31 all-time vs. No. 1-ranked opponents (86-73 win vs. No. 1 North Carolina on Jan. 30, 1986).

2021-22 SEASON HIGHLIGHTS

- Virginia finished the 2021-22 season with a 21-14 record and finished sixth in the ACC at 12-8.
- The Cavaliers earned their 14th NIT berth and 10th consecutive postseason berth.
- UVA won 21 or more games for the 10th time under head coach Tony Bennett.
- UVA won 12 or more ACC games for the fourth straight year.
- UVA advanced to the ACC Tournament quarterfinals.
- UVA finished with .500 or better road record (7-6) for the sixth straight year.
- UVA captured the Roman Legends Classic in Newark, N.J., defeating Georgia (65-55) and Providence (58-40).
- UVA posted three quad one wins (Providence, @Duke & @Miami).
- UVA added four quad two wins (@Syracuse, @Clemson, Virginia Tech and Miami).

CAVALIERS IN THE NBA

- Malcolm Brogdon (Indiana), Mamadi Diakite (Cleveland), Joe Harris (Brooklyn), Anthony Gill (Washington), Sam Hauser (Boston), De'Andre Hunter (Atlanta), Ty Jerome (Golden State), Braxton Key (Detroit) and Trey Murphy III (New Orleans) are former Cavaliers who are currently playing in the NBA.
- Diakite, Jerome and Key are on two-way contracts.
- In addition, Indiana head coach Rick Carlisle is a Virginia alum who led Dallas to an NBA title and helped the Cavaliers to an NCAA Final Four in 1984.

ON THE HORIZON

- No. 18 Virginia hosts Northern Iowa in nonconference action on Monday, Nov. 14. Tipoff is set for 8 p.m. on ACC Network.

RECORDS WATCH

No.	Name	Career Assists
1.	John Crotty (1988-91)	683
2.	Jeff Jones (1979-82)	598
3.	Sean Singletary (2005-08)	587
4.	London Perrantes (2014-17)	569
5.	Kihei Clark (2019-)	544

No.	Name	Career Games
1.	London Perrantes (2014-17)	138
	Mike Tobey (2013-16)	138
3.	Malcolm Brogdon (2012-16)	136
4.	Joe Harris (2011-14)	135
5.	Mamadi Diakite (2017-20)	134
	Evan Nolte (2013-16)	134
	Ricky Stokes (1981-84)	134
8.	Akil Mitchell (2011-14)	133
9.	Isaiah Wilkins (2015-18)	132
	Jim Miller (1982-85)	132
	Ralph Sampson (1980-83)	132
N/A	Kihei Clark (2019-)	129

No.	Name	Career Starts
1.	London Perrantes (2014-17)	132
2.	Joe Harris (2013-14)	128
	Ralph Sampson (1980-83)	128
	Bryant Stith (1989-92)	128
5.	Ted Jeffries (1990-93)	127
6.	Junior Burrough (1992-95)	125
7.	Sean Singletary (2005-08)	123
8.	Jeff Lamp (1978-81)	122
9.	Harold Deane (1994-97)	116
10.	Chris Williams (1999-02)	112
N/A	Kihei Clark (2019-)	109

No.	Name	Career Minutes
1.	London Perrantes (2014-17)	4,425
2.	Bryant Stith (1989-92)	4,391
3.	Kihei Clark (2019-)	4,279
4.	Harold Deane (1994-97)	4,269

No.	Name	Career Points
37.	Jim Miller (1982-85)	1,218
38.	Mike Katos (1966-68)	1,178
39.	Joe Noertker (1947-50)	1,177
40.	Chip Conner (1962-64)	1,157
41.	Olden Polynice (1984-86)	1,151
42.	Paul Adkins (1958-60)	1,150
43.	Devin Smith (2003-05)	1,131
44.	Adam Hall (1999-02)	1,104
45.	Kihei Clark (2019-)	1,091

No.	Name	Career Wins
1.	Terry Holland (1974-90)	326
2.	Tony Bennett (2009-)	317
3.	Henry Lannigan (1905-29)	254
4.	Gus Tebell (1930-51)	241
5.	Jeff Jones (1990-98)	146

UVA'S RECORD UNDER TONY BENNETT WHEN..

	All	2022-23
Leading at the half	250-31	1-0
Trailing at the half	57-80	0-0
Tied at the half	10-5	0-0
Playing Overtime	11-10	0-0
Shooting 50% or better	122-11	0-0
Shooting between 40-49.9%	153-43	1-0
Shooting less than 40%	42-63	0-0
Opponents shoot 50% or better	24-32	0-0
Opponents shoot less than 50%	293-85	1-0
UVA outrebounds its opponent	224-37	1-0
Opponent outrebounds UVA	84-77	0-0
Teams are tied in rebounds	9-3	0-0
UVA has 10 or more steals	25-5	0-0
UVA shoots 70% FT or better	199-63	1-0
UVA shoots less than 70% FT	118-55	0-0
Scoring less than 50 points	10-19	0-0
Scoring 50-59 points	46-47	0-0
Scoring 60-69 points	116-39	0-0
Scoring 70-79 points	105-10	1-0
Scoring 80-89 points	36-1	0-0
Scoring more than 90 points	4-0	0-0
Allowing fewer than 50 points	106-2	0-0
Allowing fewer than 40 points	27-0	0-0
Playing in John Paul Jones Arena	179-37	1-0
Playing on the road	85-57	0-0
Playing on a neutral court	53-23	0-0
Game decided by 1-4 points	48-47	0-0
Game decided by 5-10 points	74-30	0-0
Game decided by 11+ points	193-40	0-0
Playing at night	218-81	1-0
Playing in the afternoon	99-36	0-0
Playing on Monday	32-15	1-0
Playing on Tuesday	51-12	0-0
Playing on Wednesday	54-16	0-0
Playing on Thursday	21-10	0-0
Playing on Friday	33-11	0-0
Playing on Saturday	89-43	0-0
Playing on Sunday	37-10	0-0
Playing in November	73-15	1-0
Playing in December	54-15	0-0
Playing in January	76-28	0-0
Playing in February	64-34	0-0
Playing in March	48-25	0-0
Playing in April	2-0	0-0

CAVALIERS IN THE PROS

- Darion Atkins** (2012-15), Trento (Italian Serie A)
- Malcolm Brogdon** (2012-16), Boston (NBA)
- Mamadi Diakite** (2016-20), Cleveland (NBA/G League)
- Anthony Gill** (2014-16), Washington (NBA)
- Kyle Guy** (2017-19), Joventut (Liga ACB)
- Devon Hall** (2015-18), Milano (Italian Serie A)
- Joe Harris** (2011-14), Brooklyn (NBA)
- Sam Hauser** (2021), Boston (NBA)
- De'Andre Hunter** (2017-19), Atlanta (NBA)
- Ty Jerome** (2017-19), Golden State (NBA)
- Braxton Key** (2019-20), Motor City (G League), Detroit (NBA)
- Sylvan Landesberg** (2009-10), Beijing (Chinese CBA)
- Jerome Meyinsse** (2007-10), Ironi Hai (Israel Winner)
- Laurynas Mikalauskas** (2006-08), Telsiai (Lithuanian NKL)
- Akil Mitchell** (2011-14), AEK Athens (Greek GBL)
- Trey Murphy III** (2021), New Orleans (NBA)
- London Perrantes** (2014-17), Hapoel Galil Gilboa (Israeli Winner)
- Jack Salt** (2016-19), Taylor (New Zealand NBL)
- Mike Scott** (2008-12), Sluc Nancy Basket Pro (French ProA)
- Kody Stattmann** (2019-22), Brisbane (Australian NBL)
- Mike Tobey** (2013-16), Barcelona (Liga ACB)
- Tomas Woldetensae** (2020-21), Varese (Italian Serie A2)

THE LAST TIME

VIRGINIA INDIVIDUALS

- **Scored 30 points:** Kyle Guy vs. Marshall (12/31/18)
- **Scored 40 points:** Sean Singletary (41) at Miami (3/1/08)
- **Two players with 20 points:** Jay Huff (21) and Sam Hauser (21) vs. Syracuse (1/25/21)
- **Three players with 20 points:** Chris Williams (27), Roger Mason, Jr. (22) and Donald Hand (20) vs. Duke (1/5/00)
- **Four players with 20 points:** Chris Williams (23), Donald Hand (22), Adam Hall (21) and Travis Watson (20) vs. Georgetown (3/15/00)
- **A player with back-to-back 25-point games:** Joe Harris, 26 vs. Virginia Tech (2/12/13), 27 at North Carolina (2/16/13)
- **One player scored in double figures:** Jayden Gardner (17) vs. North Carolina (3/10/22)
- **No players scored in double figures:** vs. Florida (3/18/17)
- **Five players scored in double figures:** Sam Hauser (14), Tomas Woldetensae (14), Trey Murphy III (13), Kihei Clark (12), Jay Huff (12) at Clemson (1/16/21)
- **Six players scored in double figures:** Sean Singletary (27), Adrian Joseph (13), Jamil Tucker (13), Mamadi Diane (12), Calvin Baker (11) and Laurynas Mikalauskas (11) vs. Maryland (3/9/08)
- **Seven players scored in double figures:** Cornel Parker (20), Junior Burrough (15), Ted Jeffries (14), Cory Alexander (13), Jason Williford (12), Yuri Barnes (11) and Doug Smith (11) vs. Clemson (1/13/93)
- **Had 15 rebounds:** Mike Tobey (16) vs. Tennessee State (11/25/14)
- **Had 20 rebounds:** Mike Tobey (20) vs. Louisville (3/5/16)
- **Had 25 rebounds:** Bob Mortell (25) vs. Washington & Lee (2/27/60)
- **Two players with 10 rebounds:** Francisco Caffaro (12) and Jayden Gardner (10) at Notre Dame (1/29/22)
- **Three players with 10 rebounds:** Jay Huff (12), Kihei Clark (11) and Braxton Key (10) at Syracuse (11/6/19)
- **Double-Double:** Reece Beekman (15 points, 12 rebounds, 5 assists, 5 steals) at Louisville (3/5/22)
- **Two players had a double-double:** Jayden Gardner (22 points, 10 rebounds) and Francisco Caffaro (11 points and 12 rebounds) at Notre Dame (1/29/22)
- **Three players had a double-double:** Jason Williford (10 pts, 15 rebs), Ted Jeffries (23 pts, 10 rebs), and Cornel Parker (11 pts, 11 rebs) at William & Mary (1/25/93)
- **Double-Double with points and assists:** Ty Jerome (15 points, 11 assists) at North Carolina (2/11/19)
- **Triple-Double:** Ralph Sampson (15 pts, 22 rebs, 10 blks) vs. Old Dominion (12/29/79)
- **Three Double-Doubles in a row:** Sam Hauser [3] (13 pts, 10 rebs) at Notre Dame (12/30/20), (16 pts, 11 rebs) vs. Wake Forest (1/6/21), (17 pts, 10 rebs) at Boston College (1/9/21)
- **Four Double-Doubles in a row:** Mike Scott [5] (27 pts, 15 rebs) vs. Oklahoma (11/23/10), (16 pts, 10 rebs) vs. Wichita State (11/24/10), (17 pts, 12 rebs) at Minnesota (11/29/10), (21 pts, 13 rebs) at Virginia Tech (12/5/10), (10 pts, 13 rebs) vs. Radford (12/7/10)
- **20 points and 20 rebounds:** Travis Watson (21 points, 20 rebounds) vs. Wofford (1/2/03)
- **20 points and 10 rebounds:** Jayden Gardner (22 points, 10 rebounds) at Notre Dame (1/29/22)
- **13 assists:** Kihei Clark (13) vs. Navy (12/29/19)
- **11 assists:** Reece Beekman (11) vs. Louisville (1/24/22)
- **10 assists:** Reece Beekman (10) vs. Miami (2/5/22)
- **5 blocked Shots:** Kadin Shedrick (6) vs. Clemson (12/22/21)
- **5 steals:** Reece Beekman (5) at Louisville (3/5/22)
- **Led UVA in points, rebounds and assists:** Sam Hauser (15 points, 9 rebounds, 3 assists) vs. Ohio (3/20/21)
- **Hit a last second shot to win a game:** Reece Beekman at Duke (2/7/22) [3-pointer with 1.1 seconds remaining]
- **Played more than 40 minutes:** Reece Beekman (45) at North Texas (3/20/22)
- **Played 40 minutes:** Kihei Clark (40), vs. St. Bonaventure (3/22/22)

VIRGINIA TEAM

- **Won in Overtime:** 71-69 at North Texas (3/20/22)
- **Lost in Overtime:** 63-55 vs. Syracuse (1/11/20)
- **Played Two Overtimes:** at Virginia Tech, 80-78 2 OT (2/12/17)
- **Played Three Overtimes:** vs. Georgetown, L 115-111 (3/15/00)
- **Shot 70 percent for a half:** 70.4% (19-27) vs. Austin Peay - 1st Half (11/13/17)
- **Shot 60 percent in a game:** 60% (30-50) vs. Miami (2/5/22)
- **Shot less than 30 percent in a game:** 29.5% (13-44) vs. VCU (12/9/18)
- **Shot 100 percent from the free throw line:** 100% (3-3) vs. Miami (2/5/22) & (14-14) vs. NC State (2/24/21)
- **Shot 90 percent from the free throw line:** 91.3% (21-23) vs. Georgia Tech (2/12/22)
- **Shot 70 percent from 3-point line:** 72% (18-25) at Syracuse (3/4/19)
- **Shot less than 30 percent in a half:** 28% (7-25) in 1st Half vs. St. Bonaventure (3/22/22)
- **Shot less than 20 percent in a half:** 18.5% (5-27) in 1st Half vs. North Carolina (3/10/22)
- **Shot 55 percent or better and lost:** 58.5% (31-53) at North Carolina (2/16/13)
- **Shot 50 percent or better and lost:** 52.6% (30-57) vs. Iowa (11/29/21)
- **Attempted 50 FTs:** 52 (made 34) vs. Howard (12/12/94)
- **Attempted 35 3-pointers:** 38 (11-38) vs. Va. Tech (2/10/18)
- **Did Not Attempt a FT:** 0 vs. Wisconsin (11/27/17)
- **Made 30 FTs:** 31 (31 of 36) vs. Tennessee (3/18/07)
- **Made 15 3-pt FGs:** 15 at Clemson (1/16/21)
- **Failed to make a 3-pt FG:** vs. Louisville (0 of 6) (3/9/22)
- **Had 50 rebounds:** 50 vs. JMU (11/10/19)
- **Had 25 assists:** 26 vs. Iowa State (3/25/16)
- **Had 15 steals:** 16 vs. NC State (2/24/08)
- **Had 10 blocks:** 11 vs. Clemson (12/22/22)
- **Scored 50 pts in a half:** 52 at Clemson, 2nd half (1/16/21)
- **Scored 60 pts in a half:** 60 vs. Gonzaga, 1st half (1/3/07)
- **Scored 70 pts in a half:** 70 vs. Coastal Carolina, 2nd half (11/20/00)
- **Scored 100 pts (ACC):** 103 vs. Maryland (1/16/07)
- **Scored 100 pts (non-conf):** 100 vs. Marshall (12/31/18)
- **Scored under 20 pts in 1st half:** 17 vs. St. Bonaventure (3/22/22)
- **Scored under 20 pts in 2nd half:** 19 at North Carolina (2/18/17)
- **Scored under 50 pts in a game:** 43 vs. North Carolina (3/10/22)
- **Defeated top-5 opponent:** 61-56 vs. #5 Florida State (1/28/20)
- **Defeated top-5 opponent on the road:** 65-63 at #4 Duke (1/27/18)
- **Defeated top-ranked opponent:** 86-73 vs. #1 North Carolina (1/30/86)
- **Won when trailing by 16 points:** Trained 32-16 during 63-61 vs. Ohio State (11/30/16)
- **Won when trailing by 17 points:** Trained 31-14 during 61-58 overtime win vs. Maryland (3/10/13)

OPPONENT INDIVIDUALS

- **Scored 30 points:** Buddy Boeheim (31), Syracuse (3/11/21)
- **Scored 35 points:** Carsen Edwards (42), Purdue (3/30/19)
- **Scored 40 points:** Carsen Edwards (42), Purdue (3/30/19)
- **Scored 50 points:** Len Chappell (50), Wake (2/12/62)
- **Two players with 20 points:** Jericole Hellems (21) and Tarquavion Smith (20) at NC State (1/22/22)
- **Two players with 25 points:** Corey Kispert (32) and Drew Timme (29) vs. Gonzaga (12/26/20)
- **Three players with 20 points:** Jordan McRae (21), Jarnell Stokes (20), Josh Richardson (20), at Tennessee (12/30/13)
- **Two players with 30 points:** Trevor Powell (31) and Tony Smith (31) at Marquette (2/3/90)
- **No players scored in double figures:** Lehigh (11/26/21)
- **Five players scored in double figures:** Brandone Francis (17), Davide Moretti (15), Jarrett Culver (15), Kyler Edwards (12) and Matt Mooney (10) vs. Texas Tech (4/8/19)
- **Six players scored in double figures:** C.J. Harris (15), Ari Stewart (12), Travis McKie (12), J.T. Terrell (11), Ty Walker (11), Gary Clark (10), at Wake Forest (1/29/11)
- **Seven players scored in double figures:** Stanley Burrell (15), Drew Lavender (13), C.J. Anderson (12), B.J. Raymond (12), Josh Duncan (11), Charles Bronson (11) and Jason Love (10), at Xavier (1/3/08)
- **Double-Double:** Dominick Welch (10 points, 10 rebounds), St. Bonaventure (3/22/22)
- **Double-Double with points and assists:** Keifer Sykes (21 pts, 10 assts), at Green Bay (12/7/13)
- **Two players had a double-double:** Marvin Bagley III (30 pts, 14 rebs) & Wendell Carter Jr. (14 pts, 15 rebs), Duke (1/27/18)
- **Player had 20 points and 20 rebounds:** Armando Bacot (29 points, 22 rebounds), UNC (1/8/222)
- **Had 15 rebounds:** Amando Bacot (16), No. Carolina (2/20/20)
- **Had 20 rebounds:** Armando Bacot (22), No. Carolina (1/8/22)
- **Had 10 assists:** Keifer Sykes (10), at Green Bay (12/7/13)
- **5 Blocked Shots:** Moses Wright (5), Georgia Tech (1/23/21)
- **5 Steals:** Jordan Miller (7), Miami (2/5/22) & Jose Alvarado (6), Georgia Tech (1/23/21)
- **Hit a last second shot to win a game:** Matthew Cleveland, Florida State (2/26/22), 3-pointer at the end of regulation

OPPONENT TEAM

- **Shot less than 30 percent in a game:** 28.8% (17-59), FDU (12/18/21)
- **Shot less than 30 percent in a game (ACC):** 27.1% (13-48), Virginia Tech (1/4/20)
- **Shot 60 percent in a game:** 60% (30-50) at NC State (1/22/22)
- **Shot 55 percent or better and lost:** 55.3% (26-47), Cleveland State (11/25/09)
- **Scored 100 pts:** 106, Washington (11/22/10)
- **Scored 90 pts in an ACC game:** 93, North Carolina (2/16/13)
- **Scored 60 pts in a half:** 60, at Miami, 2nd half (3/1/08)
- **Scored 50 pts in a half:** 54, vs. Gonzaga, 2nd half (12/26/21)
- **Scored 45 pts in the first half:** 45, at Florida State (2/15/21)
- **Scored under 10 pts in 1st half:** 7, at Pitt (2/24/18)
- **Scored under 20 pts in 1st half:** 19, Georgia Tech (2/12/22)
- **Scored under 20 pts in 2nd half:** 19, vs. Towson (11/25/20)
- **Scored under 40 pts in a game:** 39, vs. Virginia Tech (1/4/20)
- **Had 25 assists:** 27, at Xavier (1/3/08)
- **Had 15 steals:** 15, VMI (11/16/08)
- **Had 10 blocks:** 10 at Maryland (3/5/11)
- **Failed to make a 3-pt FG:** Georgia Tech (1/22/15)

JOHN PAUL JONES ARENA RECORDS

VIRGINIA PLAYERS

Points:	40, J.R. Reynolds vs. Wake Forest, 1/21/07
Most 1st Half Points:	23, Sean Singletary vs. Virginia Tech, 1/16/08
Most 2nd Half Points:	26, Sylven Landesberg vs. Boston College, 2/4/09
Rebounds:	20, Mike Tobey vs. Louisville, 3/5/16
Field Goals:	14, Jayden Gardner vs. FDU, 12/18/21
Field Goal Attempts:	23, Sylven Landesberg vs. Boston College, 2/4/09
Field Goal Pct.:	1.000 (9-9), Mike Scott vs. Wake Forest, 2/8/12
3-Point Field Goals:	8, Mustapha Farrakhan vs. Howard, 1/4/11
3-Point FG Attempts:	12, Sean Singletary vs. Gonzaga, 1/3/07
	12, Sean Singletary vs. Georgia Tech, 2/24/07
3-Point FG Pct.:	1.000 (5-5), Malcolm Brogdon vs. Boston College, 2/3/16
	1.000 (5-5), Justin Anderson vs. Tennessee State, 11/25/14
	1.000 (4-4), De'Andre Hunter vs. Coppin State, 11/16/18
	1.000 (4-4), London Perrantes vs. Miami, 2/26/14
	1.000 (4-4), Joe Harris vs. Hampton, 11/26/13
Free Throws Made:	14, Sean Singletary vs. Hampton, 12/16/06
	14, Sylven Landesberg vs. Florida State, 1/24/09
Free Throw Attempts:	16, Sean Singletary vs. Hampton, 12/16/06
FT Pct.:	1.000 (14-14), Sylven Landesberg vs. Florida State, 1/24/09
	1.000 (12-12), Malcolm Brogdon vs. Villanova, 12/19/15
Assists:	12, Ty Jerome vs. Virginia Tech, 1/15/19
Steals:	7, Sean Singletary vs. NC State, 2/24/08
Blocks:	10, by Jay Huff vs. Duke, 2/29/20

VIRGINIA TEAM

Most Points:	108 vs. Gonzaga, 1/3/07
Fewest Points:	38 vs. Wisconsin, 12/4/13
Most 1st Half:	60 vs. Gonzaga, 1/3/07
Fewest 1st Half:	15 vs. Iowa State, 12/30/10
Most 2nd Half:	57 vs. Arizona, 11/12/06
Fewest 2nd Half:	15 vs. Duke, 2/16/11
Rebounds:	54 vs. UMEs, 11/26/06
Field Goals:	43 vs. VMI, 11/16/08
Field Goal Attempts:	82 vs. UNC, 1/15/09
Field Goal Pct.:	.667 (32-48) vs. Howard, 1/4/11
3-Pt. FG:	18 vs. Gonzaga, 1/3/07
3-Pt. FG Attempts:	38 vs. Virginia Tech, 2/10/18
3-Point FG Pct.:	.727 (8-11) vs. North Texas, 11/20/12
Free Throws:	39 vs. Maryland, 1/16/07
FT Attempted:	49 vs. Maryland, 1/16/07
Fewest FT Attempted:	0 vs. Wisconsin, 11/27/17
Free Throw Pct.:	1.000 (19-19) vs. Winthrop, 11/15/11
Assists:	24 vs. Howard, 11/14/07
	24 vs. VMI, 11/16/08
Steals:	16 vs. NC State, 2/24/08
Blocks:	13 vs. Duke, 2/29/20
Most Turnovers:	21 vs. Longwood, 12/7/07
	21 vs. Hampton, 12/19/07
Fewest Turnovers:	2 vs. Louisville, 2/7/15

MISCELLANEOUS

Biggest Comeback:	19 points vs. Arizona, 11/12/06
Biggest Lead Given up in a Loss:	14 points vs. Bradley, 3/26/08
Largest Lead:	59 vs. Coppin State, 11/16/18
	57 points vs. Grambling State, 11/22/16
Biggest Deficit:	38 points vs. Clemson, 2/7/08
Largest Margin of Victory:	57 vs. Coppin State, 11/16/18
	56 points vs. Grambling State, 11/22/16
Largest Margin of Defeat:	31 points vs. Clemson, 2/7/08
Overtime Games (Record):	12 (6-6); Last: 71-64 win vs. Kent State, 12/4/20

OPPONENT PLAYERS

Points:	32, 3x last by DeWayne Jackson, Morgan State, 12/19/12
Most 1st Half Points:	19, DeWayne Jackson, Morgan State, 12/19/12
Most 2nd Half Points:	28, Talor Battle, Penn State, 11/30/09
Rebounds:	16, 2x last by Janelle Hagins, Delaware, 11/13/12
Field Goals:	13, Elijah Millsap, UAB, 12/30/09
Field Goal Attempts:	24, Malcolm Delaney, Virginia Tech, 1/28/10
Field Goal Pct.:	.875 (7-8), Ahmed Grant, UNC Wilmington, (1/18/10)
3-Point Field Goals:	8, K.C. Rivers, Clemson, 2/7/08
3-Pt. FG Attempts:	15, Malcolm Delaney, Virginia Tech, 2/19/11
3-Pt. FG Pct.:	1.000 (5-5), Tony Dukes, USC Upstate, 11/15/10
Free Throws Made:	15, Tyler Hansbrough, North Carolina, 1/15/09
FT Attempted:	17, Tyler Hansbrough, North Carolina, 1/15/09
FT Pct.:	1.000 (8-8), Tyrese Rice, Boston College, 2/4/09
	1.000 (8-8), Sean Mosley, Maryland, 3/6/10
	1.000 (7-7), Roy Devyn Marble, Iowa, 3/27/13
Assists:	11, Cliff Hammonds, Clemson, 2/7/08
Steals:	7, Jordan Miller, Miami, 2/5/22
Blocks:	6, 2x, last by Mouhamadou Gueye, Stony Brook, 12/18/19

OPPONENT TEAM

Most Points:	97, VMI, 11/16/08
Fewest Points:	26, Maine, 11/27/19
Most 1st Half:	50, North Carolina, 1/15/09
Fewest 1st Half:	8, Harvard, 12/21/14
Most 2nd Half:	61, Gonzaga, 1/3/07
Fewest 2nd Half:	11, JMU, 11/10/19
Rebounds:	48, North Carolina, 2/25/12
Field Goals:	37, VMI, 11/16/08
Field Goal Attempts:	79, VMI, 11/16/08
Field Goal Pct.:	.566 (30-53) Liberty, 11/25/08
3-Pt. FG:	16, Clemson, 2/7/08
3-Pt. FG Attempts:	39, Hartford, 12/30/07
3-Point FG Pct.:	.619 (13-21) Duke, 2/9/19
Free Throws:	26, Boston College, 2/4/09
FT Attempted:	31, Boston College, 2/4/09
Free Throw Pct.:	1.000 (15-15) Iowa, 3/27/13
Zero Free Throw Attempts:	Miami, 2/5/22
Assists:	22, Clemson, 2/7/08
Steals:	15, VMI, 11/16/08
Blocks:	10, Radford, 11/21/08
	10, North Carolina, 1/15/09
Most Turnovers:	25, NC State, 2/24/08
Fewest Turnovers:	4, Clemson, 1/31/12

RECORD AT JOHN PAUL JONES ARENA

2006-07 to present. 270 games - 217-53 (.804)

LONGEST WINNING STREAKS

24 games from 2/7/15 vs. Louisville through 11/30/16 vs. Ohio State
21 games from 12/21/13 vs. Northern Iowa through 1/22/15 vs. Georgia Tech

LONGEST ACC WINNING STREAK

21 games from 1/6/13 vs. North Carolina through 1/22/15 vs. Georgia Tech

LONGEST LOSING STREAK

4 games from 2/6/10 vs. Wake Forest through 3/6/10 vs. Maryland



2022-23 Virginia Men's Basketball



0 · KIHEI CLARK
Gr. · G · 5-10 · 167
Woodland Hills, Calif.




1 · JAYDEN GARDNER
5th Year · F · 6-6 · 233
Wake Forest, N.C.




2 · REECE BEEKMAN
Jr. · G · 6-3 · 190
Milwaukee, Wis.




4 · ARMAAN FRANKLIN
Sr. · G · 6-4 · 200
Indianapolis, Ind.



5 · BEN VANDER PLAS
Gr. · F · 6-8 · 236
Ripon, Wis.



10 · TAINÉ MURRAY
So. · G · 6-5 · 205
Auckland, N.Z.



11 · ISAAC MCKNEELY
Fr. · G · 6-4 · 179
Poca, W.Va.



12 · CHASE COLEMAN
Sr. · G · 5-10 · 165
Norfolk, Va.



13 · RYAN DUNN
Fr. · G · 6-8 · 208
Freeport, N.Y.



21 · KADIN SHEDRICK
R-Jr. · F · 6-11 · 231
Raleigh, N.C.



22 · FRANCISCO CAFFARO
R-Sr. · C · 7-1 · 254
Sante Fe, Argentina



23 · ISAAC TRAUDT
Fr. · F · 6-10 · 229
Grand Island, Neb.



24 · TRISTAN HOW
Jr. · F · 6-7 · 202
Virginia Beach, Va.



35 · LEON BOND III
Fr. · G/F · 6-5 · 200
Wauwatosa, Wis.



TONY BENNETT
Head Coach
14th Season



KIHEI CLARK

Graduate Student • Guard • 5-10 • 167
Woodland Hills, Calif. • Taft Charter

2022-23 HIGHLIGHTS

- Cousy Award Preseason Top-20 Watch List
- Had 9 points, five assists and four rebounds vs. NCCU (11/7/22)

CLARK CAREER STATISTICS

SEASON TEAM	GP-GS	MIN/AVG	Field Goals		3-Point		F-Throws		Rebounds				Scoring						
			FG-FGA	FG%	3FG-3FGA	3FG%	FT-FTA	FT%	OFF	DEF	TOT	AVG	PF	FO	A	TO	BLK	STL	PTS
2018-19 UVa	38-20	1020/26.8	55-157	.350	29-85	.341	33-40	.825	16	73	89	2.3	52-0	97	39	0	28	172	4.5
2019-20 UVa	30-30	1112/37.1	105-280	.375	36-96	.375	78-89	.876	11	114	125	4.2	54-0	176	105	3	37	324	10.8
2020-21 UVa	25-23	850/34.0	85-207	.411	20-62	.323	47-64	.734	6	45	51	2.0	30-0	113	53	0	18	237	9.5
2021-22 UVa	35-35	1263/36.1	117-302	.387	54-156	.346	61-78	.782	12	91	103	2.9	40-0	153	77	4	30	349	10.0
2022-23 UVa	1-1	34/34.1	3-9	.333	2-6	.333	1-4	.250	0	2	2	2.0	1-0	5	2	0	0	9	9.0
TOTAL	129-109	4279/33.2	365-955	.382	141-405	.348	220-275	.800	45	325	370	2.9	177-0	544	276	7	113	1091	8.5

Single Game Highs

Statistic	Value	
Points	25	vs Duke 02/23/22
Rebounds	11	at Syracuse 11/06/19
Assists	13	vs Navy 12/29/19
Steals	3	11 times
Blocks	1	7 times
FG Made	9	vs Duke 02/23/22
FG Attempts	16	vs Florida St. 02/26/22
3FG Made	6	vs Duke 02/23/22
3FG Attempts	11	vs Duke 02/23/22
FT Made	10	vs Boston College 02/01/22
FT Attempts	12	vs Kent St. 12/04/20

CLARK 2022-23 GAME-BY-GAME

Opponent	Date	GS	MIN	Total		3-Pointers		Free throws		Rebounds				Scoring						
				FG-FGA	PCT	3FG-3FGA	PCT	FT-FTA	PCT	OFF	DEF	TOT	AVG	PF	A	TO	BLK	STL	PTS	AVG
N.C. Central	11/07/2022	*	34:08	3-9	.333	2-6	.333	1-4	.250	0	2	2	2.0	1	5	2	0	0	9	9.0
Totals		1	34:08	3-9	.333	2-6	.333	1-4	.250	0	2	2	2.0	1	5	2	0	0	9	9.0

Player Averages

Games Played	Minutes/game	Points/game	FG Pct	3FG Pct	FT Pct	Rebounds/game	Assists/game	Turnovers/game	Assist/Turnover ratio	Steals/game	Blocks/game
1	34.1	9.0	33.3	33.3	25.0	2.0	5.0	2.0	2.5	0.0	0.0



1 JAYDEN GARDNER

Fifth Year • Forward • 6-6 • 233
Wake Forest, N.C. • Heritage • East Carolina

2022-23 HIGHLIGHTS

- Preseason All-ACC second team
- Malone Award Preseason Top-20 Watch List
- Surpassed 2,000 career points with three points vs. NCCU (11/7/22)

GARDNER CAREER STATISTICS

SEASON	TEAM	GP-GS	MIN/AVG	Field Goals			3-Point		F-Throws		Rebounds				Scoring					
				FG-FGA	FG%	3FG-3FGA	3FG%	FT-FTA	FT%	OFF	DEF	TOT	AVG	PF-FO	A	TO	BLK	STL	PTS	AVG
2018-19	ECU	31-31	948/30.6	166-337	.493	2-10	.200	171-228	.750	93	169	262	8.5	88-3	39	75	14	24	505	16.3
2019-20	ECU	31-30	1066/34.4	223-428	.521	4-20	.200	160-218	.734	91	194	285	9.2	91-4	67	83	15	34	610	19.7
2020-21	ECU	19-18	665/35.0	123-257	.479	3-6	.500	98-133	.737	39	119	158	8.3	42-0	27	45	3	11	347	18.3
2021-22	UVa	35-35	1144/32.7	219-437	.501	3-14	.214	96-121	.793	80	143	223	6.4	74-0	50	52	13	18	537	15.3
2022-23	UVa	1-1	20/19.7	0-4	.000	0-0	.000	3-5	.600	4	5	9	9.0	0-0	0	0	0	0	3	3.0
TOTAL FOR UVa		36-36	1164/32.3	219-441	.497	3-14	.214	99-126	.786	84	148	232	6.4	74-0	50	52	13	18	540	15.0
TOTAL		117-115	3843/32.8	731-1463	.500	12-50	.240	528-705	.749	307	630	937	8.0	295-7	183	255	45	87	2002	17.1

Single Game Highs

Statistic	Value
Points	35 at UCF 01/13/19
Rebounds	20 at UCF 01/13/19
Assists	4 10 times
Steals	3 at South Fla. 02/26/20, vs Temple 02/23/20, vs Tulane 01/25/20
Blocks	3 vs Georgia Tech 02/12/22, at Miami (FL) 02/19/22
FG Made	14 vs Fairleigh Dickinson 12/18/21
FG Attempts	24 vs Temple 02/23/20
3FG Made	2 vs UCF 03/04/21, vs Iowa 11/29/21
3FG Attempts	4 vs SMU 01/11/20, vs Clemson 12/22/21
FT Made	16 vs App State 11/30/18
FT Attempts	19 vs App State 11/30/18

GARDNER 2022-23 GAME-BY-GAME

Opponent	Date	GS	MIN	Total		3-Pointers		Free throws		Rebounds				PF				PTS		
				FG-FGA	PCT	3FG-3FGA	PCT	FT-FTA	PCT	OFF	DEF	TOT	AVG	A	TO	BLK	STL	PTS	AVG	
N.C. Central	11/07/2022	*	19:41	0-4	.000	0-0	.000	3-5	.600	4	5	9	9.0	0	0	0	0	0	3	3.0
Totals		1	19:41	0-4	.000	0-0	.000	3-5	.600	4	5	9	9.0	0	0	0	0	0	3	3.0

Player Averages

Games Played	Minutes/game	Points/game	FG Pct	3FG Pct	FT Pct	Rebounds/game	Assists/game	Turnovers/game	Assist/Turnover ratio	Steals/game	Blocks/game
1	19.7	3.0	0.0	0.0	60.0	9.0	0.0	0.0	0.0	0.0	0.0



2 REECE BEEKMAN

Junior • Guard • 6-3 • 190
Baton Rouge, La. • Scotlandville Magnet

2022-23 HIGHLIGHTS

• Netted 10 points with five assists vs. NCCU (11/7/22)

BEEKMAN CAREER STATISTICS

SEASON	TEAM	GP-GS	MIN/AVG	Field Goals		3-Point		F-Throws		Rebounds				Scoring						
				FG-FGA	FG%	3FG-3FGA	3FG%	FT-FTA	FT%	OFF	DEF	TOT	AVG	PF-FO	A	TO	BLK	STL	PTS	AVG
2020-21	UVa	25-20	733/29.3	42-110	.382	9-37	.243	25-33	.758	5	66	71	2.8	37-0	75	29	10	30	118	4.7
2021-22	UVa	35-35	1228/35.1	115-256	.449	22-65	.338	35-46	.761	15	121	136	3.9	62-2	181	50	25	73	287	8.2
2022-23	UVa	1-1	26/26.1	3-7	.429	2-3	.667	2-2	1.000	0	3	3	3.0	3-0	5	4	0	1	10	10.0
TOTAL	61-56	1988/32.6	160-373	.429	33-105	.314	62-81	.765	20	190	210	3.4	102-2	261	83	35	104	415	6.8	

Single Game Highs

Statistic	Value	
Points	20	vs Clemson 12/22/21
Rebounds	12	at Louisville 03/05/22
Assists	11	vs Louisville 01/24/22
Steals	6	vs Navy 11/09/21
Blocks	2	8 times
FG Made	8	at Pittsburgh 01/19/22
FG Attempts	12	at North Carolina 01/08/22
3FG Made	3	vs Clemson 12/22/21, at Pittsburgh 01/19/22, at Louisville 03/05/22
3FG Attempts	5	vs Clemson 12/22/21, at Pittsburgh 01/19/22
FT Made	5	vs Syracuse 01/25/21
FT Attempts	6	vs Syracuse 01/25/21

BEEKMAN 2022-23 GAME-BY-GAME

Opponent	Date	GS	MIN	Total		3-Pointers		Free throws		Rebounds				PF		A		TO		BLK		STL		PTS		AVG
				FG-FGA	PCT	3FG-3FGA	PCT	FT-FTA	PCT	OFF	DEF	TOT	AVG	PF	A	TO	BLK	STL	PTS	AVG						
N.C. Central	11/07/2022	*	26:05	3-7	.429	2-3	.667	2-2	1.000	0	3	3	3.0	3	5	4	0	1	10	10.0						
Totals		1	26:05	3-7	.429	2-3	.667	2-2	1.000	0	3	3	3.0	3	5	4	0	1	10	10.0						

Player Averages

Games Played	Minutes/game	Points/game	FG Pct	3FG Pct	FT Pct	Rebounds/game	Assists/game	Turnovers/game	Assist/Turnover ratio	Steals/game	Blocks/game
1	26.1	10.0	42.9	66.7	100.0	3.0	5.0	4.0	1.3	1.0	0.0



4 ARMAAN FRANKLIN

Senior • Guard • 6-4 • 200
Indianapolis, Ind. • Cathedral • Indiana

2022-23 HIGHLIGHTS

• Scored game-high 21 points (4-7 3FGs) vs. NCCU (11/7/22)

FRANKLIN CAREER STATISTICS

SEASON	TEAM	GP-GS	MIN/AVG	Field Goals		3-Point		F-Throws		Rebounds				Scoring						
				FG-FGA	FG%	3FG-3FGA	3FG%	FT-FTA	FT%	OFF	DEF	TOT	AVG	PF-FO	A	TO	BLK	STL	PTS	AVG
2019-20	IND	32-9	441/13.8	39-112	.348	17-64	.266	24-39	.615	2	50	52	1.6	43-0	41	30	3	8	119	3.7
2020-21	IND	22-20	664/30.2	87-203	.429	36-85	.424	40-54	.741	13	78	91	4.1	61-3	47	48	5	26	250	11.4
2021-22	UVa	35-34	1031/29.5	140-357	.392	53-179	.296	57-75	.760	11	86	97	2.8	71-0	49	43	9	35	390	11.1
2022-23	UVa	1-1	35/34.9	5-9	.556	4-7	.571	7-8	.875	1	3	4	4.0	1-0	1	0	0	0	21	21.0
TOTAL FOR UVa	36-35	1066/29.6	145-366	.396	57-186	.306	64-83	.771	12	89	101	2.8	72-0	50	43	9	35	411	11.4	
TOTAL	90-64	2170/24.1	271-681	.398	110-335	.328	128-176	.727	27	217	244	2.7	176-3	138	121	17	69	780	8.7	

Single Game Highs


Statistic	Value	
Points	23	at Illinois 12/26/20, at Northwestern 02/10/21, vs Georgia 11/22/21
Rebounds	8	4 times
Assists	8	vs Western Ill. 11/05/19
Steals	4	at Northwestern 02/10/21, vs Miami (FL) 02/05/22, at Duke 02/07/22
Blocks	1	17 times
FG Made	8	at Illinois 12/26/20, vs Georgia 11/22/21, vs Miami (FL) 02/05/22
FG Attempts	17	vs Northwestern 12/23/20
3FG Made	5	6 times
3FG Attempts	11	vs St. Bonaventure 03/22/22
FT Made	7	at Northwestern 02/10/21, vs N.C. Central 11/07/22
FT Attempts	8	at Northwestern 02/10/21, vs N.C. Central 11/07/22

FRANKLIN 2022-23 GAME-BY-GAME

Opponent	Date	GS	MIN	Total		3-Pointers		Free throws		Rebounds				PF	A	TO	BLK	STL	PTS	AVG
				FG-FGA	PCT	3FG-3FGA	PCT	FT-FTA	PCT	OFF	DEF	TOT	AVG							
N.C. Central	11/07/2022	*	34:52	5-9	.556	4-7	.571	7-8	.875	1	3	4	4.0	1	1	0	0	0	21	21.0
Totals		1	34:52	5-9	.556	4-7	.571	7-8	.875	1	3	4	4.0	1	1	0	0	0	21	21.0

Player Averages

Games Played	Minutes/game	Points/game	FG Pct	3FG Pct	FT Pct	Rebounds/game	Assists/game	Turnovers/game	Assist/Turnover ratio	Steals/game	Blocks/game
1	34.9	21.0	55.6	57.1	87.5	4.0	1.0	0.0	1.0	0.0	0.0



5 BEN VANDER PLAS

Graduate Student • Forward • 6-8 • 236
Ripon, Wis. • Ripon • Ohio University

2022-23 HIGHLIGHTS

• Recorded seven points and four rebounds in UVA debut vs. NCCU (11/7/22)

VANDER PLAS CAREER STATISTICS

SEASON	TEAM	GP-GS	MIN/AVG	Field Goals		3-Point		F-Throws		Rebounds				Scoring						
				FG-FGA	FG%	3FG-3FGA	3FG%	FT-FTA	FT%	OFF	DEF	TOT	AVG	PF-FO	A	TO	BLK	STL	PTS	AVG
2018-19	Ohio	31-1	718/23.2	94-231	.407	50-162	.309	29-41	.707	40	122	162	5.2	55-0	48	33	15	28	267	8.6
2019-20	Ohio	31-31	1022/33.0	183-372	.492	41-137	.299	80-135	.593	39	175	214	6.9	84-2	86	89	21	32	487	15.7
2020-21	Ohio	25-25	845/33.8	114-263	.433	51-146	.349	42-55	.764	19	126	145	5.8	60-1	94	58	15	36	321	12.8
2021-22	Ohio	35-35	1237/35.4	166-362	.459	67-198	.338	98-138	.710	40	197	237	6.8	81-3	107	63	16	62	497	14.2
2022-23	UVa	1-0	23/22.9	2-5	.400	2-4	.500	1-2	.500	0	4	4	4.0	1-0	2	0	1	1	7	7.0
TOTAL FOR UVa		1-0	23/22.9	2-5	.400	2-4	.500	1-2	.500	0	4	4	4.0	1-0	2	0	1	1	7	7.0
TOTAL		123-92	3845/31.3	559-1233	.453	211-647	.326	250-371	.674	138	624	762	6.2	281-6	337	243	68	159	1579	12.8

Single Game Highs


Statistic	Value
Points	30 vs Miami (OH) 02/15/22
Rebounds	13 at Central Mich. 02/16/19, at Western Mich. 01/04/20
Assists	10 vs Central Mich. 02/22/22
Steals	4 10 times
Blocks	2 12 times
FG Made	11 at Buffalo 01/14/20, vs Toledo 03/12/21
FG Attempts	20 at Buffalo 01/14/20
3FG Made	6 at Akron 03/02/19, vs Kent St. 01/07/22
3FG Attempts	11 at Bowling Green 03/01/22
FT Made	9 vs Miami (OH) 02/15/22, at NIU 03/04/22
FT Attempts	12 vs Central Mich. 03/09/20

VANDER PLAS 2022-23 GAME-BY-GAME

Opponent	Date	GS	MIN	Total		3-Pointers		Free throws		Rebounds				PF		A	TO	BLK	STL	PTS	AVG
				FG-FGA	PCT	3FG-3FGA	PCT	FT-FTA	PCT	OFF	DEF	TOT	AVG	PF	A						
N.C. Central	11/07/2022		22:52	2-5	.400	2-4	.500	1-2	.500	0	4	4	4.0	1	2	0	1	1	7	7.0	
Totals		0	22:52	2-5	.400	2-4	.500	1-2	.500	0	4	4	4.0	1	2	0	1	1	7	7.0	

Player Averages

Games Played	Minutes/game	Points/game	FG Pct	3FG Pct	FT Pct	Rebounds/game	Assists/game	Turnovers/game	Assist/Turnover ratio	Steals/game	Blocks/game
1	22.9	7.0	40.0	50.0	50.0	4.0	2.0	0.0	2.0	1.0	1.0



10 TAINÉ MURRAY

Sophomore • Guard • 6-5 • 205
Auckland, N.Z. • Rosmini College

2022-23 HIGHLIGHTS

MURRAY CAREER STATISTICS

SEASON	TEAM	GP-GS	MIN/AVG	Field Goals		3-Point		F-Throws		Rebounds				Scoring						
				FG-FGA	FG%	3FG-3FGA	3FG%	FT-FTA	FT%	OFF	DEF	TOT	AVG	PF	FO	A	TO	BLK	STL	PTS
2021-22	UVa	19-0	143/7.5	13-33	.394	8-23	.348	4-8	.500	6	11	17	0.9	14-0	2	4	1	2	38	2.0
2022-23	UVa	1-0	2/2.2	0-0	.000	0-0	.000	0-0	.000	0	1	1	1.0	0-0	0	0	0	0	0	0.0
TOTAL		20-0	145/7.3	13-33	.394	8-23	.348	4-8	.500	6	12	18	0.9	14-0	2	4	1	2	38	1.9

Single Game Highs

Statistic	Value
Points	14 vs Iowa 11/29/21
Rebounds	2 6 times
Assists	1 at James Madison 12/07/21, at Syracuse 01/01/22
Steals	1 vs Radford 11/12/21, at NC State 01/22/22
Blocks	1 vs Pittsburgh 12/03/21
FG Made	5 vs Iowa 11/29/21
FG Attempts	7 vs Iowa 11/29/21
3FG Made	4 vs Iowa 11/29/21
3FG Attempts	6 vs Iowa 11/29/21
FT Made	2 at Clemson 01/04/22
FT Attempts	2 at Houston 11/16/21, at James Madison 12/07/21, at Clemson 01/04/22

MURRAY 2022-23 GAME-BY-GAME

Opponent	Date	GS	MIN	Total		3-Pointers		Free throws		Rebounds				Other						
				FG-FGA	PCT	3FG-3FGA	PCT	FT-FTA	PCT	OFF	DEF	TOT	AVG	PF	A	TO	BLK	STL	PTS	AVG
N.C. Central	11/07/2022		02:13	0-0	.000	0-0	.000	0-0	.000	0	1	1	1.0	0	0	0	0	0	0	0
Totals		0	02:13	0-0	.000	0-0	.000	0-0	.000	0	1	1	1.0	0	0	0	0	0	0	0

Player Averages

Games Played	Minutes/game	Points/game	FG Pct	3FG Pct	FT Pct	Rebounds/game	Assists/game	Turnovers/game	Assist/Turnover ratio	Steals/game	Blocks/game
1	2.2	0.0	0.0	0.0	0.0	1.0	0.0	0.0	0.0	0.0	0.0



11 ISAAC MCKNEELY

Freshman • Guard • 6-4 • 179
 Pocahontas, W.Va. • Pocahontas

2022-23 HIGHLIGHTS

• Scored three points in collegiate debut vs. NCCU (11/7/22)

MCKNEELY CAREER STATISTICS

SEASON	TEAM	GP	GS	MIN	AVG	Field Goals		3-Point		F-Throws		Rebounds				Scoring									
						FG	FGA	FG%	3FG	3FGA	3FG%	FT	FTA	FT%	OFF	DEF	TOT	AVG	PF	FO	A	TO	BLK	STL	PTS
2022-23	UVa	1	0	23	22.7	1	4	.250	1	4	.250	0	0	0	0	1	1	1.0	1	0	1	1	0	3	3.0
TOTAL		1	0	23	22.7	1	4	.250	1	4	.250	0	0	.000	0	1	1	1.0	1	0	1	1	0	3	3.0

Single Game Highs


Statistic	Value
Points	3 vs N.C. Central 11/07/22
Rebounds	1 vs N.C. Central 11/07/22
Blocks	1 vs N.C. Central 11/07/22
FG Made	1 vs N.C. Central 11/07/22
FG Attempts	4 vs N.C. Central 11/07/22
3FG Made	1 vs N.C. Central 11/07/22
3FG Attempts	4 vs N.C. Central 11/07/22

MCKNEELY 2022-23 GAME-BY-GAME

Opponent	Date	GS	MIN	Total		3-Pointers		Free throws		Rebounds				PF	A	TO	BLK	STL	PTS	AVG			
				FG	FGA	PCT	3FG	3FGA	PCT	FT	FTA	PCT	OFF								DEF	TOT	AVG
N.C. Central	11/07/2022		22:42	1	4	.250	1	4	.250	0	0	0	0	1	1	1.0	1	0	1	1	0	3	3.0
Totals		0	22:42	1	4	.250	1	4	.250	0	0	.000	0	1	1	1.0	1	0	1	1	0	3	3.0

Player Averages

Games Played	Minutes/game	Points/game	FG Pct	3FG Pct	FT Pct	Rebounds/game	Assists/game	Turnovers/game	Assist/Turnover ratio	Steals/game	Blocks/game
1	22.7	3.0	25.0	25.0	0.0	1.0	0.0	1.0	0.0	0.0	1.0



12 CHASE COLEMAN

Senior • Guard • 5-10 • 165
Norfolk, Va. • Maury

2022-23 HIGHLIGHTS

COLEMAN CAREER STATISTICS

SEASON	TEAM	GP-GS	MIN	AVG	Field Goals		3-Point		F-Throws		Rebounds				Scoring						
					FG	FGA	FG%	3FG	3FGA	3FG%	FT	FTA	FT%	OFF	DEF	TOT	AVG	PF	FO	A	TO
2019-20	UVa	17-0	87	5.1	5-18	.278	2-8	.250	0-0	.000	0	8	8	0.5	9-0	4	7	0	5	12	0.7
2020-21	UVa	5-0	7	1.4	1-1	1.000	0-0	.000	0-0	.000	0	1	1	0.2	1-0	0	0	0	0	2	0.4
2021-22	UVa	4-0	7	1.8	1-2	.500	0-1	.000	0-0	.000	0	0	0	0.0	0-0	0	2	0	1	2	0.5
TOTAL		26-0	101	3.9	7-21	.333	2-9	.222	0-0	.000	0	9	9	0.3	10-0	4	9	0	6	16	0.6

Single Game Highs

Statistic	Value
Points	3 vs Virginia Tech 01/04/20, vs Arizona St. 11/24/19
Rebounds	2 vs Massachusetts 11/23/19
Assists	1 4 times
Steals	1 6 times
FG Made	1 7 times
FG Attempts	3 vs James Madison 11/10/19, vs Arizona St. 11/24/19
3FG Made	1 vs Virginia Tech 01/04/20, vs Arizona St. 11/24/19
3FG Attempts	2 at Boston College 01/07/20, vs Arizona St. 11/24/19

COLEMAN 2022-23 GAME-BY-GAME



21 KADIN SHEDRICK

RS Junior • Forward • 6-11 • 231
Holly Springs, N.C. • Holly Springs

2022-23 HIGHLIGHTS

• Tallied 10 points, seven rebounds, two steals and two blocks vs. NCCU (11/7/22)

SHEDRICK CAREER STATISTICS

SEASON	TEAM	GP-GS	MIN/AVG	Field Goals			3-Point		F-Throws		Rebounds				Scoring					
				FG-FGA	FG%	3FG-3FGA	3FG%	FT-FTA	FT%	OFF	DEF	TOT	AVG	PF-FO	A	TO	BLK	STL	PTS	AVG
2020-21	UVa	11-0	87/7.9	11-21	.524	0-1	.000	6-9	.667	12	12	24	2.2	14-0	3	6	4	2	28	2.5
2021-22	UVa	35-19	727/20.8	91-142	.641	0-1	.000	61-86	.709	55	123	178	5.1	97-2	8	31	67	20	243	6.9
TOTAL		46-19	814/17.7	102-163	.626	0-2	.000	67-95	.705	67	135	202	4.4	111-2	11	37	71	22	271	5.9

Single Game Highs

Statistic	Value	
Points	20	at Louisville 03/05/22
Rebounds	13	at Miami (FL) 02/19/22
Assists	2	vs Gonzaga 12/26/20, at Miami (FL) 02/19/22
Steals	3	vs Navy 11/09/21
Blocks	6	vs Clemson 12/22/21
FG Made	8	at Duke 02/07/22, at Louisville 03/05/22
FG Attempts	9	at Louisville 03/05/22
3FG Attempts	1	vs San Francisco 11/27/20, at Houston 11/16/21
FT Made	10	vs Radford 11/12/21
FT Attempts	10	vs Radford 11/12/21

SHEDRICK 2022-23 GAME-BY-GAME

Opponent	Date	GS	MIN	Total		3-Pointers		Free throws		Rebounds				PF				PTS	AVG	
				FG-FGA	PCT	3FG-3FGA	PCT	FT-FTA	PCT	OFF	DEF	TOT	AVG	PF	A	TO	BLK			STL
N.C. Central	11/07/2022	*	27:15	3-6	.500	0-1	.000	4-4	1.000	2	5	7	7.0	3	2	0	2	2	10	10.0
Totals		1	27:15	3-6	.500	0-1	.000	4-4	1.000	2	5	7	7.0	3	2	0	2	2	10	10.0

Player Averages

Games Played	Minutes/game	Points/game	FG Pct	3FG Pct	FT Pct	Rebounds/game	Assists/game	Turnovers/game	Assist/Turnover ratio	Steals/game	Blocks/game
1	27.3	10.0	50.0	0.0	100.0	7.0	2.0	0.0	2.0	2.0	2.0



22 FRANCISCO CAFFARO

RS Senior • Center • 7-1 • 254
 Santa Fe, Argentina • NBA Global Academy

2022-23 HIGHLIGHTS

• Tallied 10 points and four rebounds vs. NCCU (11/7/22)

CAFFARO CAREER STATISTICS

SEASON	TEAM	GP-GS	MIN/AVG	Field Goals		3-Point		F-Throws		Rebounds				Scoring						
				FG-FGA	FG%	3FG-3FGA	3FG%	FT-FTA	FT%	OFF	DEF	TOT	AVG	PF-FO	A	TO	BLK	STL	PTS	AVG
2019-20	UVa	20-2	150/7.5	9-17	.529	0-0	.000	10-15	.667	10	14	24	1.2	24-0	0	9	5	2	28	1.4
2020-21	UVa	17-0	117/6.9	6-12	.500	0-0	.000	8-10	.800	9	12	21	1.2	16-0	2	7	1	0	20	1.2
2021-22	UVa	35-16	620/17.7	55-105	.524	0-0	.000	41-68	.603	55	107	162	4.6	79-3	8	32	11	7	151	4.3
2022-23	UVa	1-0	10/10.2	3-3	1.000	0-0	.000	4-5	.800	1	3	4	4.0	2-0	1	0	0	0	10	10.0
TOTAL		73-18	897/12.3	73-137	.533	0-0	.000	63-98	.643	75	136	211	2.9	121-3	11	48	17	9	209	2.9

Single Game Highs

Statistic	Value	
Points	16	vs Virginia Tech 01/12/22
Rebounds	12	at Notre Dame 01/29/22
Assists	1	11 times
Steals	2	at Notre Dame 01/29/22
Blocks	2	vs Fairleigh Dickinson 12/18/21, vs Florida St. 02/26/22
FG Made	5	vs Virginia Tech 01/12/22, at Notre Dame 01/29/22
FG Attempts	9	vs Wake Forest 01/15/22, at Notre Dame 01/29/22
FT Made	6	vs Virginia Tech 01/12/22
FT Attempts	10	vs Virginia Tech 01/12/22

CAFFARO 2022-23 GAME-BY-GAME

Opponent	Date	GS	MIN	Total		3-Pointers		Free throws		Rebounds				PF	A	TO	BLK	STL	PTS	AVG
				FG-FGA	PCT	3FG-3FGA	PCT	FT-FTA	PCT	OFF	DEF	TOT	AVG							
N.C. Central	11/07/2022		10:12	3-3	1.000	0-0	.000	4-5	.800	1	3	4	4.0	2	1	0	0	0	10	10.0
Totals		0	10:12	3-3	1.000	0-0	.000	4-5	.800	1	3	4	4.0	2	1	0	0	0	10	10.0

Player Averages

Games Played	Minutes/game	Points/game	FG Pct	3FG Pct	FT Pct	Rebounds/game	Assists/game	Turnovers/game	Assist/Turnover ratio	Steals/game	Blocks/game
1	10.2	10.0	100.0	0.0	80.0	4.0	1.0	0.0	1.0	0.0	0.0



**2022-23 Virginia Men's Basketball
Combined Team Statistics
All games**

Game Records

Record	Overall	Home	Away	Neutral
ALL GAMES	1-0	1-0	0-0	0-0
CONFERENCE	0-0	0-0	0-0	0-0
NON-CONFERENCE	1-0	1-0	0-0	0-0

Score by Periods

Team	1st	2nd	OT	TOT
Virginia	38	35	0	73
Opponents	30	31	0	61

Team Box Score

No.	Player				Total		3-Point		F-Throw		Rebounds											
		GP-GS	MIN	AVG	FG-FGA	FG%	3FG-3FGA	3FG%	FT-FTA	FT%	OFF	DEF	TOT	AVG	PF	DQ	A	TO	BLK	STL	PTS	AVG
4	FRANKLIN, Armaan	1-1	34:52	34.9	5-9	.556	4-7	.571	7-8	.875	1	3	4	4.0	1	0	1	0	0	0	21	21.0
22	CAFFARO, Francisco	1-0	10:12	10.2	3-3	1.000	0-0	.000	4-5	.800	1	3	4	4.0	2	0	1	0	0	0	10	10.0
2	BEEKMAN, Reece	1-1	26:05	26.1	3-7	.429	2-3	.667	2-2	1.000	0	3	3	3.0	3	0	5	4	0	1	10	10.0
21	SHEDRICK, Kadin	1-1	27:15	27.3	3-6	.500	0-1	.000	4-4	1.000	2	5	7	7.0	3	0	2	0	2	2	10	10.0
0	CLARK, Kihei	1-1	34:08	34.1	3-9	.333	2-6	.333	1-4	.250	0	2	2	2.0	1	0	5	2	0	0	9	9.0
5	VANDER PLAS, Ben	1-0	22:52	22.9	2-5	.400	2-4	.500	1-2	.500	0	4	4	4.0	1	0	2	0	1	1	7	7.0
11	MCKNEELY, Isaac	1-0	22:42	22.7	1-4	.250	1-4	.250	0-0	.000	0	1	1	1.0	1	0	0	1	1	0	3	3.0
1	GARDNER, Jayden	1-1	19:41	19.7	0-4	.000	0-0	.000	3-5	.600	4	5	9	9.0	0	0	0	0	0	0	3	3.0
10	MURRAY, Taine	1-0	02:13	2.2	0-0	.000	0-0	.000	0-0	.000	0	1	1	1.0	0	0	0	0	0	0	0	0.0
Team											2		2					1				
Total		1	200		20-47	.426	11-25	.440	22-30	.733	10	27	37	37.0	12	0	16	8	4	4	73	73.0
Opponents		1	200		22-53	.415	8-19	.421	9-14	.643	8	19	27	27.0	25	0	8	8	4	6	61	61.0

Team Statistics

	UVA	OPP
Scoring	73	61
Points per game	73.0	61.0
Scoring margin	+12.0	-
Field goals-att	20-47	22-53
Field goal pct	.426	.415
3 point fg-att	11-25	8-19
3-point FG pct	.440	.421
3-pt FG made per game	11.0	8.0
Free throws-att	22-30	9-14
Free throw pct	.733	.643
F-Throws made per game	22.0	9.0
Rebounds	37	27
Rebounds per game	37.0	27.0
Rebounding margin	+10.0	-
Assists	16	8
Assists per game	16.0	8.0
Turnovers	8	8
Turnovers per game	8.0	8.0
Turnover margin	0.0	-
Assist/turnover ratio	2.0	1.0
Steals	4	6
Steals per game	4.0	6.0
Blocks	4	4
Blocks per game	4.0	4.0
Winning streak	1	-
Home win streak	1	-
Attendance	13238	0
Home games-Avg/Game	1-13238	0-0
Neutral site-Avg/Game	-	0-0

Team Results

Date	Opponent		Score	Att.
11/07/2022	N.C. Central	W	73-61	13238



**2022-23 Virginia Men's Basketball
Team Game-by-Game
All games**

Opponent	Date	Score	W	Total		3-Pointers		Free throws		Rebounds										
				FG-FGA	PCT	3FG-3FGA	PCT	FT-FTA	PCT	OFF	DEF	TOT	AVG	PF	A	TO	BLK	STL	PTS	AVG
N.C. Central	11/07/2022	73-61	W	20-47	.426	11-25	.440	22-30	.733	10	27	37	37.0	12	16	8	4	4	73	73.0
Total		73		20-47	.426	11-25	.440	22-30	.733	10	27	37	37.0	12	16	8	4	4	73	73.0
Opponents		61		22-53	.415	8-19	.421	9-14	.643	8	19	27	27.0	25	8	8	4	6	61	61.0

Virginia Averages

Games Played	Points/game	FG Pct	3FG Pct	FT Pct	Rebounds/game	Assists/game	Turnovers/game	Assist/Turnover ratio	Steals/game	Blocks/game
1	73.0	42.6	44.0	73.3	37.0	16.0	8.0	2.0	4.0	4.0



**2022-23 Virginia Men's Basketball
Opponents Game-by-Game
All games**

Opponent	Date	Score	W	Total		3-Pointers		Free throws		Rebounds										
				FG-FGA	PCT	3FG-3FGA	PCT	FT-FTA	PCT	OFF	DEF	TOT	AVG	PF	A	TO	BLK	STL	PTS	AVG
N.C. Central	11/07/2022	73-61	W	22-53	.415	8-19	.421	9-14	.643	8	19	27	27.0	25	8	8	4	6	61	61.0
Total		61		22-53	.415	8-19	.421	9-14	.643	8	19	27	27.0	25	8	8	4	6	61	61.0
Virginia		73		20-47	.426	11-25	.440	22-30	.733	10	27	37	37.0	12	16	8	4	4	73	73.0

Opponents Averages

Games Played	Points/game	FG Pct	3FG Pct	FT Pct	Rebounds/game	Assists/game	Turnovers/game	Assist/Turnover ratio	Steals/game	Blocks/game
1	61.0	41.5	42.1	64.3	27.0	8.0	8.0	1.0	6.0	4.0



2022-23 Virginia Men's Basketball
Points-rebounds-assists
All games

Opponent	Date	Score		0	1	2	4	5	10	11	21	22
N.C. Central	11/07/2022	73-61	W	CLARK,KIHE	GARDNER,JA	BEEKMAN,RE	FRANKLIN,A	VANDER PLA	MURRAY,TAI	MCKNEELY,I	SHEDRICK,K	CAFFARO,FR
				9-2-5	3-9-0	10-3-5	21-4-1	7-4-2	0-1-0	3-1-0	10-7-2	10-4-1