



VIRGINIA
22-23 WOMEN'S BASKETBALL
Charlottesville, Virginia

SEASON SPONSOR:



UNIVERSITY OF VIRGINIA
COMMUNITY
CREDIT UNION





CONTENTS

- 1 Quick Facts
- 2 2022-23 Schedule
- 3-4 2022-23 Roster

LOOKING BACK AT 2021-22

- 5-11 Final Statistics
- 12-18 Box Scores

POSTSEASON

- 19 Postseason Summary
- 20-21 NCAA Tournament History
- 22-23 ACC Tournament

RECORDS

- 25-26 Scoring Records
- 27-28 Field Goal Records
- 29 3-Point Field Goal Records
- 30 Free Throw Records
- 31 Assists, Blocks and Steals
- 32 Rebounding Records
- 33-34 Year-By-Year Statistics
- 35 Home Attendance
- 36 All-time rankings
- 37 Upsets & 100-point games

HISTORICAL RESULTS

- 38-46 All-Time Results
- 47-48 Series Records
- 49-51 Series vs 2022-23 Opponents
- 52 In-Season Tournaments

HISTORY AND HONORS

- 53 All-Time Cavalier Coaches
- 54-55 Academic All-Americans
- 56-57 Virginia's All-Americans
- 57 Retired Numbers and Jerseys
- 58-59 WNBA Players
- 60-67 All-Time Honors and Accolades
- 68-69 All-Time Letterwinners
- 69-70 All-Time Numbers

QUICK FACTS

UNIVERSITY OF VIRGINIA

Location: Charlottesville, Va. 22904
 Founded: 1819 by Thomas Jefferson
 Enrollment: 27,115 (Undergraduate 18,006)
 President: James E. Ryan
 Athletics Director: Carla Williams
 Faculty Athletics Rep.: Carrie Heilman
 Nicknames: Cavaliers, Wahoos, 'Hoos
 Mascot: Cavalier
 Colors: Navy and Orange
 Song: "Good Old Song"

JOHN PAUL JONES ARENA INFORMATION

Facility (Capacity): 14,593
 First Year of Operation: 2006
 Largest Attendance Figure (WBB): 11,895 (11/22/09 vs. Tennessee)
 UVA's Overall Record in Facility: 166-65
 First Event in Facility: 11/12/06 vs. Old Dominion (WBB)
 First Official UVA Contest Played in Facility: 11/12/06 vs. Old Dominion (WBB)
 First Official UVA Victory in Facility: 11/12/06 vs. Old Dominion (WBB)
 In-game Press Row Phone Number: 434-962-0579

COACHING INFORMATION

Head Coach: Amaka Agugua-Hamilton, 1st Season (Hofstra '05)
 Record At Virginia (Career Record): 0-0 (74-15)
 Assistant Coaches Alysiah Bond
 Tori Jankoska
 CJ Jones
 Director of Women's Basketball Operations: Jazmin Horne
 Director of Multimedia & Content Keena Lynch
 Video Coordinator..... Janko Popovic
 Athletic Trainer
 Strength & Conditioning Coach Chris Toland
 Director of Scouting & Player Development..... Abby Hipp
 Director of Recruiting Operations Mariah White

VIRGINIA TEAM INFORMATION

First Year: 1974
 All-Time Record: 945-518 (49 seasons)
 All-Time ACC Record 374-256
 ACC Tournament Record: 38-41
 2021-22 Overall Record..... 5-22
 2021-22 ACC Record and Finish: 2-14 (T14)
 2021-22 ACC Tournament: 1st Round
 2021-22 Postseason: none
 NCAA Appearances/Last: 25/2018
 Postseason Record: 48-34
 NCAA Tournament Record: 34-25
 WNIT Record: 14-9
 Starters Returning/Lost: 4/1
 Lettermen Returning/Lost: 7/8
 Newcomers: 4

ATHLETIC COMMUNICATIONS

Director: Jim Daves
 Assistant Director, WBB Contact: Melissa Dudek
 Dudek's Cell Phone/ Direct Office Line : (434) 962-0579
 Dudek's email Address: mdudek@virginia.edu
 Office Fax: (434) 982-5525
 Media Relations Mailing: P.O. Box 400853, Charlottesville, VA 22904-4853
 Overnight Package Delivery: 295 Massie Road, Charlottesville, VA 22903



2022-23 SCHEDULE

Date	Opponent	Time	TV
Thursday, Nov. 3, 2022	PITT JOHNSTOWN (exhibition)	7 p.m.	
Monday, Nov. 7, 2022	GEORGE WASHINGTON	5 P.M.	ACCNX
Thursday, Nov. 10, 2022	UMBC	7 p.m.	ACCNX
Sunday, Nov. 13, 2022	WAKE FOREST*	2 p.m.	ACCN
Wednesday, Nov. 16, 2022	at Loyola (Chicago)	7 p.m.	
Sunday, Nov. 20, 2022	at American	7 p.m.	ESPN+
Wednesday, Nov. 23, 2022	CAMPBELL	7 p.m.	ACCNX
CAVALIER CLASSIC TOURNAMENT			
Saturday, Nov. 26, 2022	MINNESOTA	2 p.m.	ACCNX
Saturday, Nov. 26, 2022	Liberty vs East Carolina	5 p.m.	
Sunday, Nov. 27, 2022	EAST CAROLINA	2 p.m.	ACCN
Sunday, Nov. 27, 2022	Liberty vs Minnesota	5 p.m.	
Wednesday, Nov. 30, 2022	at Penn State	TBA	
Sunday, Dec. 4, 2022	UNCW	2 p.m.	ACCNX
Wednesday, Dec. 7, 2022	at William & Mary	7 p.m.	
Sunday, Dec. 18, 2022	MORGAN STATE	2 p.m.	ACCNX
Wednesday, Dec. 21, 2022	at Duke*	7 p.m.	ACCNX
Thursday, Dec. 29, 2022	GEORGIA TECH*	7 p.m.	ACCNX
Thursday, Jan. 5, 2023	at Virginia Tech*	7 p.m.	RSN
Sunday, Jan. 8, 2023	at NC State*	3 p.m.	RSN
Thursday, Jan. 12, 2023	NORTH CAROLINA*	7 p.m.	ACCNX
Sunday, Jan. 15, 2023	BOSTON COLLEGE*	12 p.m.	ACCN
Thursday, Jan. 19, 2023	FLORIDA STATE*	7 p.m.	ACCNX
Sunday, Jan. 22, 2023	at Notre Dame*	2 p.m.	ACCN
Thursday, Jan. 26, 2023	at Syracuse*	7 p.m.	ACCNX
Sunday, Jan. 29, 2023	VIRGINIA TECH*	6 p.m.	ACCN
Thursday, Feb. 2, 2023	at North Carolina*	8 p.m.	RSN
Sunday, Feb. 5, 2023	at Pittsburgh*	2 p.m.	ACCN
Thursday, Feb. 9, 2023	LOUISVILLE*	7 p.m.	ACCNX
Sunday, Feb. 12, 2023	NC STATE*	12 p.m.	RSN
Sunday, Feb. 19, 2023	DUKE*	2 p.m.	ACCNX
Thursday, Feb. 23, 2023	at Clemson*	7 p.m.	ACCNX
Sunday, Feb. 26, 2023	at Miami*	12 p.m.	ACCN

ACC Tournament, March 1-5 at the Greensboro Coliseum, Greensboro, N.C.



2022-23 ROSTER

NUMERICAL

NO	NAME	YEAR	POSITION	HT	HOMETOWN / PREVIOUS SCHOOL
1	Carole Miller	SR	Guard	6-0	Alexandria, Va./Edison High
2	Taylor Valladay	SR	Guard	5-7	Chicago, Ill./Marquette
5	Yonta Vaughn	FR	Guard	5-8	District Heights, Md./Bishop McNamara High
10	Mir McLean	JR	Guard	5-11	Baltimore, Md./UConn
14	Kaydan Lawson	JR	Guard	6-0	Cleveland, Ohio/Orange High School
20	Camryn Taylor	SR	Forward	6-2	Peoria, Ill./Marquette
23	Alexia Smith	JR	Guard	5-8	Columbus, Ohio, Minnesota
32	Cady Pauley	FR	Guard	5-11	Milan, Mo./Milan High
33	Sam Brunelle	GR	Forward	6-2	Ruckersville, Va./William Monroe/Notre Dame
34	London Clarkson	SR	Forward	6-2	Pflugerville, Texas//Florida State
44	McKenna Dale	GR	Guard	6-0	Storrs, Conn./Brown

ALPHABETICAL

NO	NAME	YEAR	POSITION	HT	HOMETOWN / PREVIOUS SCHOOL
33	Sam Brunelle	GR	Forward	6-2	Ruckersville, Va./William Monroe/Notre Dame
34	London Clarkson	JR	Forward	6-2	Pflugerville, Texas//Florida State
44	McKenna Dale	GR	Guard	6-0	Storrs, Conn./Brown
14	Kaydan Lawson	SO	Guard	6-0	Cleveland, Ohio/Orange High School
1	Carole Miller	JR	Guard	6-0	Alexandria, Va./Edison High
32	Cady Pauley	FR	Guard	5-11	Milan, Mo./Milan High
23	Alexia Smith	JR	Guard	5-8	Columbus, Ohio, Minnesota
2	Taylor Valladay	JR	Guard	5-7	Chicago, Ill./Marquette
20	Camryn Taylor	JR	Forward	6-2	Peoria, Ill./Marquette
5	Yonta Vaughn	FR	Guard	5-8	District Heights, Md./Bishop McNamara High

Head Coach: Amaka Agugua-Hamilton (Hofstra '05), 1st year

Assistant Coach: Alysiah Bond (Ohio State '95), 1st year

Assistant Coach: Tori Jankoska (Michigan State '16), 1st year

Assistant Coach: CJ Jones (Francis Marion '10), 1st year

2022-23 BROADCAST ROSTER



1 Carole Miller
6-0 Guard
Alexandria, Va.



2 Taylor Valladay
5-7 Guard
Chicago, Ill.



5 Yonta Vaughn
5-8 Guard
District Heights, Md.



10 Mir McLean
5-11 Guard/Forward
Baltimore, Md.



14 Kaydan Lawson
6-0 Guard
Cleveland, Ohio



20 Camryn Taylor
6-2 Forward
Peoria, Ill.



23 Alexia Smith
5-8 Guard
Columbus, Ohio



32 Cady Pauley
5-11 Guard
Milan, Mo.



33 Sam Brunelle
6-2 Forward
Ruckersville, Va.



34 London Clarkson
6-2 Forward
Pflugerville, Tex.



44 McKenna Dale
6-0 Guard
Storrs, Conn.



Amaka Agugua-Hamilton
Head Coach
1st Season



Alysiah Bond
Assistant Coach
1st Season



Tori Jankoska
Assistant Coach
1st Season



CJ Jones
Assistant Coach
1st Season



2021-22 Virginia Women's Basketball Combined Team Statistics All games

Game Records

Record	Overall	Home	Away	Neutral
ALL GAMES	5-22	3-11	2-10	0-1
CONFERENCE	2-14	2-6	0-8	0-0
NON-CONFERENCE	3-8	1-5	2-2	0-1

Score by Periods

Team	1st	2nd	3rd	4th	OT	TOT
Virginia	357	386	337	406	0	1486
Opponents	440	414	452	462	0	1768

Team Box Score

No.	Player	Overall			Total		3-Point		F-Throw		Rebounds				Other				PTS	AVG		
		GP-GS	MIN	AVG	FG-FGA	FG%	3FG-3FGA	3FG%	FT-FTA	FT%	OFF	DEF	TOT	AVG	PF	DQ	A	TO			BLK	STL
20	TAYLOR, Camryn	12-12	325:58	27.2	60-149	.403	2-11	.182	32-43	.744	25	48	73	6.1	38	2	14	34	5	15	154	12.8
23	TOI, Amandine	27-27	992:27	36.8	122-325	.375	51-163	.313	27-38	.711	14	47	61	2.3	71	2	66	98	6	35	322	11.9
10	MCLEAN, Mir	11-9	306:11	27.8	45-103	.437	1-7	.143	34-48	.708	42	49	91	8.3	42	2	7	29	13	17	125	11.4
2	VALLADAY, Taylor	26-26	805:28	31.0	87-235	.370	9-35	.257	63-93	.677	20	74	94	3.6	55	2	95	82	1	37	246	9.5
34	CLARKSON, London	27-20	643:24	23.8	50-108	.463	0-2	.000	41-73	.562	39	65	104	3.9	93	8	24	68	15	24	141	5.2
1	MILLER, Carole	27-27	689:37	25.5	46-146	.315	16-52	.308	29-40	.725	26	52	78	2.9	51	0	21	34	8	10	137	5.1
21	PARKER, Eleah	26-12	411:19	15.8	55-120	.458	0-0	.000	10-27	.370	42	87	129	5.0	39	1	14	45	37	10	120	4.6
14	LAWSON, Kaydan	26-1	521:32	20.1	41-146	.281	9-59	.153	20-38	.526	35	79	114	4.4	66	3	43	46	10	21	111	4.3
44	DALE, Mckenna	27-0	367:00	13.6	28-103	.272	16-66	.242	7-10	.700	23	39	62	2.3	29	0	17	27	11	16	79	2.9
5	STOJSAVLJEVIC, Tihana	2-0	16:47	8.4	2-5	.400	0-0	.000	0-1	.000	2	5	7	3.5	3	0	1	2	1	0	4	2.0
12	JEFFERSON, Meg	13-1	100:37	7.7	8-24	.333	0-0	.000	4-6	.667	5	10	15	1.2	13	0	2	7	0	4	20	1.5
3	PITTS, Aaliyah	21-0	131:10	6.2	6-23	.261	0-3	.000	7-11	.636	4	6	10	0.5	13	0	3	9	0	5	19	0.9
13	BRISTOL, Deja	17-0	74:15	4.4	4-12	.333	0-0	.000	0-3	.000	6	4	10	0.6	6	0	2	2	0	1	8	0.5
32	MINNIS, Nycerra	1-0	03:56	3.9	0-0	.000	0-0	.000	0-0	.000	0	0	0	0.0	0	0	0	0	1	0	0	0.0
15	GRIFFIN, Annaliese	3-0	10:20	3.4	0-2	.000	0-1	.000	0-2	.000	1	2	3	1.0	3	0	0	1	0	0	0	0.0
Team											49	47	96					20				
Total		27	5400		554-1501	.369	104-399	.261	274-433	.633	333	614	947	35.1	522	20	309	504	108	195	1486	55.0
Opponents		27	5400		600-1474	.407	164-502	.327	404-555	.728	318	672	990	36.7	455	5	348	458	116	225	1768	65.5

Team Statistics

	UVA	OPP
Scoring	1486	1768
Points per game	55.0	65.5
Scoring margin	-10.4	-
Field goals-att	554-1501	600-1474
Field goal pct	.369	.407
3 point fg-att	104-399	164-502
3-point FG pct	.261	.327
3-pt FG made per game	3.9	6.1
Free throws-att	274-433	404-555
Free throw pct	.633	.728
F-Throws made per game	10.1	15.0
Rebounds	947	990
Rebounds per game	35.1	36.7
Rebounding margin	-1.6	-
Assists	309	348
Assists per game	11.4	12.9
Turnovers	504	458
Turnovers per game	18.7	17.0
Turnover margin	-1.7	-
Assist/turnover ratio	0.6	0.8
Steals	195	225
Steals per game	7.2	8.3
Blocks	108	116
Blocks per game	4.0	4.3
Winning streak	0	-
Home win streak	0	-
Attendance	23007	21926
Home games-Avg/Game	14-1643	12-1827
Neutral site-Avg/Game	-	1-3619

Team Results

Date	Opponent	Score	Att.
11/09/2021	at James Madison	L 69-84	3766
11/14/2021	Southern California	L 48-65	1385
11/17/2021	UCF	L 38-59	1432
11/21/2021	at UCLA	L 57-69	1077
11/23/2021	at Cal St. Fullerton	W 60-48	283
11/26/2021	Rhode Island	L 70-80	1498
11/28/2021	Richmond	L 65-74	1670
12/02/2021	William & Mary	W 60-44	1555
12/05/2021	at George Washington	W 62-53	364
12/07/2021	American	L 56-69	1441
12/19/2021	at NC State	L 55-82	4564
01/09/2022	at Georgia Tech	L 31-67	1841
01/13/2022	NC State	L 43-66	1969
01/18/2022	at Virginia Tech	L 52-69	1518
01/20/2022	at North Carolina	L 52-61	1513
01/23/2022	at Duke	L 48-57	2126
01/27/2022	Virginia Tech	L 42-71	1779
01/30/2022	at Florida St.	L 37-62	2144
02/03/2022	at Boston College	L 57-65	736
02/06/2022	Clemson	L 55-59	1798
02/08/2022	Syracuse	L 70-77	1556
02/13/2022	at Wake Forest	L 53-68	1994
02/15/2022	Miami (FL)	L 55-71	1478
02/17/2022	Duke	W 67-54	1695
02/20/2022	Pittsburgh	W 74-65	1872
02/24/2022	North Carolina	L 57-68	1879
03/02/2022	vs Wake Forest	L 53-61	3619



**2021-22 Virginia Women's Basketball
Season Box Score
In Conference games**

Game Records

Record	Overall	Home	Away	Neutral
ALL GAMES	2-14	2-6	0-8	0-0
CONFERENCE	2-14	2-6	0-8	0-0
NON-CONFERENCE	0-0	0-0	0-0	0-0

Team Box Score

No.	Player				Total		3-Point		F-Throw		Rebounds											
		GP-GS	MIN	AVG	FG-FGA	FG%	3FG-3FGA	3FG%	FT-FTA	FT%	OFF	DEF	TOT	AVG	PF	DQ	A	TO	BLK	STL	PTS	AVG
23	TOI, Amandine	16-16	594:55	37.2	68-192	.354	34-100	.340	17-20	.850	6	27	33	2.1	46	1	36	56	2	22	187	11.7
2	VALLADAY, Taylor	15-15	485:38	32.4	63-151	.417	7-26	.269	40-55	.727	11	47	58	3.9	31	1	53	52	1	20	173	11.5
10	MCLEAN, Mir	10-8	283:07	28.3	40-92	.435	1-7	.143	33-46	.717	37	45	82	8.2	37	1	5	28	11	16	114	11.4
34	CLARKSON, London	16-14	391:20	24.5	32-68	.471	0-1	.000	33-49	.673	26	42	68	4.3	63	6	13	49	11	13	97	6.1
20	TAYLOR, Camryn	2-2	53:13	26.6	4-23	.174	1-4	.250	3-4	.750	2	7	9	4.5	8	0	1	4	1	2	12	6.0
21	PARKER, Eleah	15-7	259:50	17.3	34-80	.425	0-0	.000	3-10	.300	27	50	77	5.1	25	0	5	31	29	7	71	4.7
1	MILLER, Carole	16-16	418:47	26.2	21-85	.247	6-26	.231	15-22	.682	13	34	47	2.9	34	0	5	23	4	3	63	3.9
14	LAWSON, Kaydan	16-1	321:33	20.1	24-90	.267	4-35	.114	9-21	.429	23	47	70	4.4	44	3	26	33	6	15	61	3.8
44	DALE, Mckenna	16-0	228:12	14.3	19-63	.302	11-38	.289	5-6	.833	15	27	42	2.6	16	0	7	19	9	9	54	3.4
12	JEFFERSON, Meg	4-1	37:54	9.5	3-8	.375	0-0	.000	0-0	.000	2	4	6	1.5	4	0	0	3	0	0	6	1.5
3	PITTS, Aaliyah	13-0	75:12	5.8	2-13	.154	0-3	.000	4-6	.667	2	3	5	0.4	7	0	1	3	0	0	8	0.6
13	BRISTOL, Deja	11-0	42:48	3.9	1-5	.200	0-0	.000	0-1	.000	3	2	5	0.5	5	0	1	0	0	0	2	0.2
32	MINNIS, Nycerra	1-0	03:56	3.9	0-0	.000	0-0	.000	0-0	.000	0	0	0	0.0	0	0	0	0	1	0	0	0.0
15	GRIFFIN, Annaliese	2-0	03:34	1.8	0-0	.000	0-0	.000	0-0	.000	0	1	1	0.5	0	0	0	0	0	0	0	0.0
Team											35	30	65					10				
Total		16	3200		311-870	.357	64-240	.267	162-240	.675	202	366	568	35.5	320	12	153	311	75	107	848	53.0
Opponents		16	3200		360-902	.399	93-323	.288	249-340	.732	213	378	591	36.9	261	3	211	251	81	142	1062	66.4

Score by Periods

Team	1st	2nd	3rd	4th	OT	TOT
Virginia	202	216	187	243	0	848
Opponents	264	249	281	268	0	1062



**2021-22 Virginia Women's Basketball
Season Schedule/Results & Leaders
All games**

Game Records

Record	Overall	Home	Away	Neutral
ALL GAMES	5-22	3-11	2-10	0-1
CONFERENCE	2-14	2-6	0-8	0-0
NON-CONFERENCE	3-8	1-5	2-2	0-1

Team Results

Date	Opponent	Score	Att.	High Points	High Rebounds
11/09/2021	at James Madison	L 69-84	3766	(27) TAYLOR, Camryn	(9) PARKER, Eleah
11/14/2021	Southern California	L 48-65	1385	(9) VALLADAY, Taylor	(9) LAWSON, Kaydan
11/17/2021	UCF	L 38-59	1432	(10) TAYLOR, Camryn	(4) PARKER, Eleah
					(4) TAYLOR, Camryn
					(4) LAWSON, Kaydan
11/21/2021	at UCLA	L 57-69	1077	(14) MILLER, Carole	(6) PARKER, Eleah
					(6) TAYLOR, Camryn
11/23/2021	at Cal St. Fullerton	W 60-48	283	(20) TOI, Amandine	(12) PARKER, Eleah
11/26/2021	Rhode Island	L 70-80	1498	(22) TAYLOR, Camryn	(6) TAYLOR, Camryn
					(6) VALLADAY, Taylor
11/28/2021	Richmond	L 65-74	1670	(20) TOI, Amandine	(9) TAYLOR, Camryn
12/02/2021	William & Mary	W 60-44	1555	(18) TOI, Amandine	(12) TAYLOR, Camryn
12/05/2021	at George Washington	W 62-53	364	(14) TOI, Amandine	(8) LAWSON, Kaydan
12/07/2021	American	L 56-69	1441	(12) TOI, Amandine	(8) VALLADAY, Taylor
12/19/2021	at NC State	L 55-82	4564	(20) TOI, Amandine	(6) LAWSON, Kaydan
01/09/2022	at Georgia Tech	L 31-67	1841	(8) TOI, Amandine	(5) DALE, Mckenna
				(8) MILLER, Carole	(5) JEFFERSON, Meg
01/13/2022	NC State	L 43-66	1969	(14) TOI, Amandine	(9) PARKER, Eleah
01/18/2022	at Virginia Tech	L 52-69	1518	(16) VALLADAY, Taylor	(6) PARKER, Eleah
					(6) VALLADAY, Taylor
					(6) CLARKSON, London
01/20/2022	at North Carolina	L 52-61	1513	(18) VALLADAY, Taylor	(14) LAWSON, Kaydan
01/23/2022	at Duke	L 48-57	2126	(10) LAWSON, Kaydan	(11) PARKER, Eleah
01/27/2022	Virginia Tech	L 42-71	1779	(13) TOI, Amandine	(9) MCLEAN, Mir
01/30/2022	at Florida St.	L 37-62	2144	(10) TOI, Amandine	(6) LAWSON, Kaydan
02/03/2022	at Boston College	L 57-65	736	(14) LAWSON, Kaydan	(10) MCLEAN, Mir
02/06/2022	Clemson	L 55-59	1798	(11) TOI, Amandine	(12) PARKER, Eleah
				(11) MCLEAN, Mir	
02/08/2022	Syracuse	L 70-77	1556	(20) MCLEAN, Mir	(6) DALE, Mckenna
					(6) LAWSON, Kaydan
02/13/2022	at Wake Forest	L 53-68	1994	(11) CLARKSON, London	(11) MCLEAN, Mir
				(11) MCLEAN, Mir	
02/15/2022	Miami (FL)	L 55-71	1478	(17) VALLADAY, Taylor	(9) VALLADAY, Taylor
					(9) MCLEAN, Mir
02/17/2022	Duke	W 67-54	1695	(21) TOI, Amandine	(14) MCLEAN, Mir
02/20/2022	Pittsburgh	W 74-65	1872	(30) VALLADAY, Taylor	(8) DALE, Mckenna
					(8) MCLEAN, Mir
02/24/2022	North Carolina	L 57-68	1879	(14) TOI, Amandine	(8) MCLEAN, Mir
03/02/2022	vs Wake Forest	L 53-61	3619	(11) CLARKSON, London	(9) MCLEAN, Mir



**2021-22 Virginia Women's Basketball
Team Game-by-Game
All games**

Opponent	Date	Score	L	Total		3-Pointers		Free throws		Rebounds				PF	A	TO	BLK	STL	PTS	AVG
				FG-FGA	PCT	3FG-3FGA	PCT	FT-FTA	PCT	OFF	DEF	TOT	AVG							
at James Madison	11/09/2021	69-84	L	26-63	.413	1-15	.067	16-28	.571	13	23	36	36.0	22	15	18	5	4	69	69.0
Southern California	11/14/2021	48-65	L	18-63	.286	2-13	.154	10-18	.556	15	30	45	40.5	20	12	15	3	4	48	58.5
UCF	11/17/2021	38-59	L	14-44	.318	4-18	.222	6-15	.400	5	18	23	34.7	15	12	22	1	9	38	51.7
at UCLA	11/21/2021	57-69	L	21-52	.404	4-17	.235	11-15	.733	9	18	27	32.8	11	13	19	1	11	57	53.0
at Cal St. Fullerton	11/23/2021	60-48	W	22-57	.386	7-22	.318	9-11	.818	8	34	42	34.6	9	14	18	4	6	60	54.4
Rhode Island	11/26/2021	70-80	L	25-56	.446	5-10	.500	15-24	.625	11	18	29	33.7	34	18	16	1	7	70	57.0
Richmond	11/28/2021	65-74	L	24-63	.381	4-18	.222	13-20	.650	19	22	41	34.7	16	15	20	3	9	65	58.1
William & Mary	12/02/2021	60-44	W	25-59	.424	5-14	.357	5-14	.357	14	30	44	35.9	20	17	23	5	7	60	58.4
at George Washington	12/05/2021	62-53	W	23-47	.489	5-11	.455	11-21	.524	8	17	25	34.7	17	14	14	2	13	62	58.8
American	12/07/2021	56-69	L	23-60	.383	1-11	.091	9-16	.563	14	18	32	34.4	20	14	18	4	8	56	58.5
at NC State	12/19/2021	55-82	L	21-54	.389	9-20	.450	4-7	.571	8	20	28	33.8	21	8	20	4	5	55	58.2
at Georgia Tech	01/09/2022	31-67	L	11-48	.229	4-13	.308	5-6	.833	9	20	29	33.4	14	8	18	3	3	31	55.9
NC State	01/13/2022	43-66	L	17-52	.327	2-11	.182	7-9	.778	8	24	32	33.3	16	6	21	7	7	43	54.9
at Virginia Tech	01/18/2022	52-69	L	18-50	.360	3-8	.375	13-17	.765	10	24	34	33.4	21	11	16	4	6	52	54.7
at North Carolina	01/20/2022	52-61	L	23-69	.333	2-25	.080	4-10	.400	23	24	47	34.3	21	10	20	7	6	52	54.5
at Duke	01/23/2022	48-57	L	21-60	.350	3-17	.176	3-9	.333	16	17	33	34.2	21	7	13	2	7	48	54.1
Virginia Tech	01/27/2022	42-71	L	17-49	.347	4-9	.444	4-6	.667	10	21	31	34.0	20	6	19	4	2	42	53.4
at Florida St.	01/30/2022	37-62	L	11-45	.244	2-10	.200	13-20	.650	12	21	33	33.9	18	7	25	7	6	37	52.5
at Boston College	02/03/2022	57-65	L	23-61	.377	5-18	.278	6-13	.462	18	27	45	34.5	29	9	23	4	5	57	52.7
Clemson	02/06/2022	55-59	L	21-58	.362	4-22	.182	9-26	.346	20	29	49	35.3	22	10	17	4	8	55	52.9
Syracuse	02/08/2022	70-77	L	26-54	.481	7-16	.438	11-14	.786	7	26	33	35.1	25	22	21	3	10	70	53.7
at Wake Forest	02/13/2022	53-68	L	19-62	.306	3-19	.158	12-16	.750	13	23	36	35.2	18	9	17	3	8	53	53.6
Miami (FL)	02/15/2022	55-71	L	17-55	.309	3-12	.250	18-19	.947	13	20	33	35.1	20	5	25	4	12	55	53.7
Duke	02/17/2022	67-54	W	23-53	.434	4-12	.333	17-24	.708	14	25	39	35.3	16	11	19	7	8	67	54.3
Pittsburgh	02/20/2022	74-65	W	22-43	.512	4-8	.500	26-34	.765	10	23	33	35.2	17	11	14	9	8	74	55.0
North Carolina	02/24/2022	57-68	L	21-57	.368	5-20	.250	10-10	1.000	11	22	33	35.1	21	13	23	3	6	57	55.1
vs Wake Forest	03/02/2022	53-61	L	22-67	.328	2-10	.200	7-11	.636	15	20	35	35.1	18	12	10	4	10	53	55.0
Total		1486		554-1501	.369	104-399	.261	274-433	.633	333	614	947	35.1	522	309	504	108	195	1486	55.0
Opponents		1768		600-1474	.407	164-502	.327	404-555	.728	318	672	990	36.7	455	348	458	116	225	1768	65.5

Virginia Averages

Games Played	Points/game	FG Pct	3FG Pct	FT Pct	Rebounds/game	Assists/game	Turnovers/game	Assist/Turnover ratio	Steals/game	Blocks/game
27	55.0	36.9	26.1	63.3	35.1	11.4	18.7	0.6	7.2	4.0



2021-22 Virginia Women's Basketball
Points-rebounds-assists
All games

Opponent	Date	Score		1	2	3	5	10	12	13
				MILLER,CAR	VALLADAY,T	PITTS,AALI	STOJSAVLJE	MCLEAN,MIR	JEFFERSON,	BRISTOL,DE
at James Madison	11/09/2021	69-84	L	14-3-2	4-3-6	0-0-0	2-4-1	DNP	2-0-0	DNP
Southern California	11/14/2021	48-65	L	6-3-1	9-1-3	DNP	2-3-0	DNP	6-4-0	DNP
UCF	11/17/2021	38-59	L	3-3-1	0-3-2	DNP	DNP	DNP	3-0-0	2-0-0
at UCLA	11/21/2021	57-69	L	14-4-1	10-1-5	2-0-0	DNP	DNP	1-0-1	DNP
at Cal St. Fullerton	11/23/2021	60-48	W	6-3-3	5-4-1	0-1-1	DNP	DNP	0-2-1	DNP
Rhode Island	11/26/2021	70-80	L	3-0-2	10-6-6	0-1-0	DNP	DNP	0-0-0	0-2-1
Richmond	11/28/2021	65-74	L	6-8-3	7-2-3	DNP	DNP	DNP	2-1-0	DNP
William & Mary	12/02/2021	60-44	W	7-2-2	3-1-4	0-0-0	DNP	DNP	0-2-0	2-2-0
at George Washington	12/05/2021	62-53	W	9-2-0	13-1-5	2-0-0	DNP	DNP	DNP	0-1-0
American	12/07/2021	56-69	L	6-1-1	6-8-5	3-2-0	DNP	DNP	0-0-0	0-0-0
at NC State	12/19/2021	55-82	L	3-2-0	11-1-3	0-0-0	DNP	DNP	0-0-0	DNP
at Georgia Tech	01/09/2022	31-67	L	8-2-1	DNP	0-3-0	DNP	DNP	6-5-0	0-1-0
NC State	01/13/2022	43-66	L	3-2-0	7-4-0	0-0-0	DNP	DNP	DNP	0-0-0
at Virginia Tech	01/18/2022	52-69	L	7-4-0	16-6-6	DNP	DNP	DNP	0-0-0	DNP
at North Carolina	01/20/2022	52-61	L	2-0-0	18-8-2	0-0-0	DNP	DNP	0-1-0	0-2-0
at Duke	01/23/2022	48-57	L	6-5-0	9-0-1	DNP	DNP	DNP	DNP	0-0-0
Virginia Tech	01/27/2022	42-71	L	0-1-0	8-2-4	0-0-0	DNP	11-9-0	DNP	0-1-0
at Florida St.	01/30/2022	37-62	L	0-1-1	6-2-1	1-0-0	DNP	7-4-0	DNP	DNP
at Boston College	02/03/2022	57-65	L	5-9-1	7-2-1	0-0-0	DNP	8-10-0	DNP	0-0-1
Clemson	02/06/2022	55-59	L	8-4-1	8-7-4	0-0-0	DNP	11-5-0	DNP	0-0-0
Syracuse	02/08/2022	70-77	L	2-5-0	4-2-10	0-0-0	DNP	20-4-2	DNP	0-0-0
at Wake Forest	02/13/2022	53-68	L	6-5-0	10-4-4	DNP	DNP	11-11-0	DNP	DNP
Miami (FL)	02/15/2022	55-71	L	4-1-0	17-9-2	4-2-1	DNP	12-9-1	DNP	DNP
Duke	02/17/2022	67-54	W	0-3-1	11-2-4	0-0-0	DNP	12-14-1	DNP	2-1-0
Pittsburgh	02/20/2022	74-65	W	4-0-0	30-3-7	1-0-0	DNP	16-8-1	DNP	0-0-0
North Carolina	02/24/2022	57-68	L	5-3-0	11-6-4	2-0-0	DNP	6-8-0	DNP	0-0-0
vs Wake Forest	03/02/2022	53-61	L	0-2-0	6-6-2	4-1-1	DNP	11-9-2	DNP	2-0-0

Opponent	Date	Score		14	15	20	21
				LAWSON,KAY	GRIFFIN,AN	TAYLOR,CAM	PARKER,ELE
at James Madison	11/09/2021	69-84	L	DNP	DNP	27-7-2	12-9-0
Southern California	11/14/2021	48-65	L	5-9-3	DNP	6-5-0	0-4-0
UCF	11/17/2021	38-59	L	3-4-1	DNP	10-4-2	5-4-1
at UCLA	11/21/2021	57-69	L	2-1-1	DNP	12-6-0	6-6-1
at Cal St. Fullerton	11/23/2021	60-48	W	5-3-1	DNP	17-9-1	6-12-1
Rhode Island	11/26/2021	70-80	L	5-1-2	DNP	22-6-1	7-4-1
Richmond	11/28/2021	65-74	L	10-6-2	DNP	14-9-2	0-0-0
William & Mary	12/02/2021	60-44	W	2-4-4	0-2-0	14-12-3	2-4-1
at George Washington	12/05/2021	62-53	W	10-8-1	DNP	9-2-2	1-3-3
American	12/07/2021	56-69	L	7-4-0	DNP	11-4-0	8-3-1
at NC State	12/19/2021	55-82	L	10-6-2	DNP	6-5-1	4-1-1
at Georgia Tech	01/09/2022	31-67	L	2-4-1	0-0-0	DNP	DNP
NC State	01/13/2022	43-66	L	2-1-0	DNP	6-4-0	6-9-1
at Virginia Tech	01/18/2022	52-69	L	2-5-1	DNP	DNP	12-6-0
at North Carolina	01/20/2022	52-61	L	4-14-2	DNP	DNP	8-6-1
at Duke	01/23/2022	48-57	L	10-4-3	DNP	DNP	4-11-1
Virginia Tech	01/27/2022	42-71	L	0-4-1	DNP	DNP	6-7-0
at Florida St.	01/30/2022	37-62	L	4-6-1	0-1-0	DNP	2-2-0
at Boston College	02/03/2022	57-65	L	14-5-2	DNP	DNP	8-8-1
Clemson	02/06/2022	55-59	L	0-5-2	DNP	DNP	7-12-0
Syracuse	02/08/2022	70-77	L	9-6-5	DNP	DNP	4-4-0
at Wake Forest	02/13/2022	53-68	L	0-1-2	DNP	DNP	6-2-0
Miami (FL)	02/15/2022	55-71	L	0-1-1	DNP	DNP	2-3-0
Duke	02/17/2022	67-54	W	2-1-2	DNP	DNP	2-3-0
Pittsburgh	02/20/2022	74-65	W	0-0-0	DNP	DNP	0-2-0
North Carolina	02/24/2022	57-68	L	2-7-1	DNP	DNP	0-1-0
vs Wake Forest	03/02/2022	53-61	L	1-4-2	DNP	DNP	2-3-0



2021-22 Virginia Women's Basketball
Points-rebounds-assists
All games

Opponent	Date	Score		23	32	34	44
				TOI,AMANDI	MINNIS,NYC	CLARKSON,L	DALE,MCKEN
at James Madison	11/09/2021	69-84	L	4-3-2	DNP	4-1-1	0-2-1
Southern California	11/14/2021	48-65	L	4-5-2	DNP	8-6-2	2-0-1
UCF	11/17/2021	38-59	L	7-1-4	DNP	5-2-1	0-1-0
at UCLA	11/21/2021	57-69	L	10-3-2	DNP	0-1-1	0-1-1
at Cal St. Fullerton	11/23/2021	60-48	W	20-5-3	DNP	1-2-0	0-0-2
Rhode Island	11/26/2021	70-80	L	17-1-3	DNP	0-3-1	6-1-1
Richmond	11/28/2021	65-74	L	20-3-2	DNP	0-2-3	6-7-0
William & Mary	12/02/2021	60-44	W	18-2-2	DNP	10-5-1	2-4-0
at George Washington	12/05/2021	62-53	W	14-1-3	DNP	2-4-0	2-1-0
American	12/07/2021	56-69	L	12-2-5	DNP	3-7-1	0-0-1
at NC State	12/19/2021	55-82	L	20-4-1	DNP	1-1-0	0-1-0
at Georgia Tech	01/09/2022	31-67	L	8-1-3	DNP	4-3-2	3-5-1
NC State	01/13/2022	43-66	L	14-2-4	DNP	3-5-1	2-1-0
at Virginia Tech	01/18/2022	52-69	L	15-1-2	DNP	0-6-2	0-0-0
at North Carolina	01/20/2022	52-61	L	10-2-2	DNP	8-9-2	2-1-1
at Duke	01/23/2022	48-57	L	9-1-0	DNP	3-5-1	7-3-1
Virginia Tech	01/27/2022	42-71	L	13-2-0	DNP	4-2-1	0-0-0
at Florida St.	01/30/2022	37-62	L	10-2-3	0-0-0	5-3-1	2-5-0
at Boston College	02/03/2022	57-65	L	4-2-2	DNP	2-3-1	9-3-0
Clemson	02/06/2022	55-59	L	11-2-2	DNP	5-7-0	5-5-1
Syracuse	02/08/2022	70-77	L	18-2-4	DNP	7-3-0	6-6-1
at Wake Forest	02/13/2022	53-68	L	9-2-2	DNP	11-7-1	0-1-0
Miami (FL)	02/15/2022	55-71	L	6-2-0	DNP	10-1-0	0-0-0
Duke	02/17/2022	67-54	W	21-5-2	DNP	12-6-0	5-1-1
Pittsburgh	02/20/2022	74-65	W	5-2-2	DNP	10-5-1	8-8-0
North Carolina	02/24/2022	57-68	L	14-1-7	DNP	12-2-0	5-2-1
vs Wake Forest	03/02/2022	53-61	L	9-2-2	DNP	11-3-0	7-3-3



MISCELLANEOUS STATS

VIRGINIA'S RECORD WHEN

Game decided by 10 pts or less.....	2-8
Leading at halftime	5-4
Trailing at halftime	0-17
Tied at halftime	0-0
Went into overtime.....	0-0
Leading by 10 or more points	5-2
Shot FG 50% or better.....	1-0
Shot FG less than 50%.....	4-22
Shot FG less than 40%.....	1-18
Shot FG 40% or better	4-5
Holding opponent under 60 pts	4-2
Scoring 30-39 points.....	0-3
Scoring 40-49 points.....	0-4
Scoring 50-59 points.....	0-12
Scoring 60-69 points.....	4-2
Scoring 70-79 points	1-2
Scoring 80-89 points.....	0-0
Scoring 90-100 points	0-0
Scoring over 100 points.....	0-0
Outrebounding opponent.....	4-7
Being outrebounded	1-14
Tied in rebounding	0-1
Have fewer TOs than opponent.....	2-4
Committing fewer than 15 TOs.....	2-2

SCORING BENCHMARKS

GAMES WITH 30 OR MORE POINTS IN 21-22

Taylor Valladay.....	4
----------------------	---

GAMES WITH 20 OR MORE POINTS IN 21-22

Amandine Toi	4
Camryn Taylor	2
Mir McLean.....	1
Taylor Valladay.....	1

GAMES WITH 10 OR MORE POINTS IN 21-22

Amandine Toi	17
Taylor Valladay.....	11
Camryn Taylor	8
Mir McLean.....	8
London Clarkson.....	7
Kaydan Lawson.....	5
Carole Miller.....	2
Eleah Parker.....	2

GAMES WITH 10 OR MORE REBOUNDS IN 21-22

Eleah Parker.....	3
Mir McLean.....	3
Kaydan Lawson.....	1
Camryn Taylor	1

GAMES WITH 10 OR MORE ASSISTS IN 21-22

Taylor Valladay.....	1
----------------------	---

DOUBLE DOUBLES IN 21-22

Mir McLean.....	2
Camryn Taylor	1

2021-22 BOX SCORES



Official Basketball Box Score - Final
Virginia at James Madison
 11/09/21 Atlantic Union Bank Center, Harrisonburg
 2021-22 Women's Basketball

Game Time: 7:00 PM
 Game Duration: 2:18
 Attendance: 3,786

Officials:

Virginia - 69		Record: 0-1														
NO.	Name	Min	FG	3P	FT	Rebounds	Fouls	TP	AS	TO	ST	Blocks	+/-			
			M/A	M/A	M/A	OR	DR	FF	FD			BS	BA			
20	Camryn Taylor	F 27:06	10-15	0-0	7-10	3	4	7	3	10	27	2	6	0	1	-9
34	London Clarkson	F 11:27	2-2	0-0	0-0	0	1	1	4	0	4	1	0	1	0	-10
1	Carole Miller	G 36:55	4-10	0-3	6-6	2	1	3	4	4	14	2	0	0	1	-14
2	Taylor Valladay	G 38:04	1-8	1-2	1-4	0	3	3	1	2	4	6	3	1	0	-15
23	Amandine Toi	G 32:13	1-10	0-7	2-4	0	3	3	2	2	4	2	2	0	0	-15
12	Elesh Parker	G 23:06	6-9	0-0	0	5	4	9	2	4	12	0	2	1	4	-10
21	Meg Jefferson	06:58	1-3	0-0	0-0	0	0	0	2	0	2	0	1	1	0	-10
44	Mckenna Dale	12:32	0-3	0-3	0-0	2	2	1	1	1	1	0	0	0	0	9
5	Thiana Stojaslevic	08:36	1-3	0-0	0-1	2	2	4	3	2	2	1	2	0	0	-8
3	Aaliyah Pitts	03:03	0-0	0-0	0-0	0	0	0	0	0	0	0	0	0	0	-3
Team			26-63	1-15	16-28	13	23	36	22	25	69	15	18	4	5	-15
Totals			26-63	1-15	16-28	13	23	36	22	25	69	15	18	4	5	-15

Shooting By Period		
1st FG%	7-16	43.8%
3PT%	0-3	0.0%
FT%	3-6	50.0%
2nd FG%	7-17	41.2%
3PT%	1-3	33.3%
FT%	6-8	75%
3rd FG%	6-15	40.0%
3PT%	0-5	0.0%
FT%	0-1	0%
4th FG%	6-15	40.0%
3PT%	0-4	0.0%
FT%	7-13	53.8%
GM FG%	26-63	41.3%
3PT%	1-15	6.7%
FT%	16-28	57.1%

Technical Fouls: NONE
 Dead Ball Rebounds: 7.0

James Madison - 84		Record: 1-0														
NO.	Name	Min	FG	3P	FT	Rebounds	Fouls	TP	AS	TO	ST	Blocks	+/-			
			M/A	M/A	M/A	OR	DR	FF	FD			BS	BA			
14	Annalicia Goodman	F 21:18	2-3	0-0	3-6	5	1	6	5	3	7	0	1	1	0	16
2	Jaylin Carodine	G 16:28	3-6	0-1	1-1	0	4	4	3	1	7	0	0	0	0	-5
4	Madison Green	G 32:03	0-2	0-1	2-2	0	2	1	2	2	3	2	2	0	0	12
25	Jamia Hazell	G 36:55	7-16	1-3	2-2	1	2	3	4	17	0	3	1	0	0	16
30	Kiki Jefferson	G 35:08	10-23	1-4	10-11	2	9	11	6	31	0	4	1	0	3	17
11	Claire Nelf	25:26	4-7	3-5	3-4	3	4	7	4	4	14	0	3	1	0	16
33	Steph Ouderkirik	15:54	2-6	0-0	0-2	2	2	4	2	1	4	0	0	1	0	2
3	Brianna Tinsley	08:41	0-0	0-0	0-0	0	0	0	0	0	0	2	0	0	0	1
5	Bailey Williams	00:28	0-0	0-0	0-0	0	0	0	0	0	0	0	0	0	0	-2
23	Mikaya Tynes	05:20	1-2	0-0	0-1	2	1	3	3	1	2	0	2	0	1	0
12	Shereese Pittman	02:18	0-0	0-0	0-0	0	1	1	0	0	0	0	0	0	0	1
Team			29-65	5-14	21-29	17	29	46	26	22	84	3	17	7	1	5
Totals			29-65	5-14	21-29	17	29	46	26	22	84	3	17	7	1	5

Shooting By Period		
1st FG%	6-17	35.3%
3PT%	1-3	33.3%
FT%	9-12	75%
2nd FG%	7-17	41.2%
3PT%	1-6	16.7%
FT%	7-8	87.5%
3rd FG%	11-19	57.9%
3PT%	2-3	66.7%
FT%	3-7	42.9%
4th FG%	5-12	41.7%
3PT%	1-2	50.0%
FT%	2-2	100%
GM FG%	29-65	44.6%
3PT%	5-14	35.7%
FT%	21-29	72.4%

Technical Fouls: Green 4th:50
 Dead Ball Rebounds: 4.0

Biggest lead		UVA	JMU
Biggest lead	0 (1 st 10:00)	21 (3 rd 0:13)	
Best Scoring Run	9 (4 th 7:52)	7 (1 st 0:50)	
Lead Changes	0		
Times Tied	0		
Time with Lead	00:00	39:26	

Points from		UVA	JMU
Turnovers	6	24	
Paint	44	42	
Second Chance	15	23	
Fast Breaks	4	6	
Bench	16	20	

Period by Period Scoring		UVA	JMU
1st	17	21	12
2nd	12	19	12
3rd	12	19	12
4th	11	16	6
TOT	69	69	69



Official Basketball Box Score - Final
Southern California at Virginia
 11/14/21 John Paul Jones Arena, Charlottesville
 UVA vs USC Women's Basketball

Game Time: 1:00 PM
 Game Duration: 1:51
 Attendance: 1,385

Officials: Maj Forsberg, Jennifer Rezac, Jules Gallen

Southern California - 65		Record: 2-0														
NO.	Name	Min	FG	3P	FT	Rebounds	Fouls	TP	AS	TO	ST	Blocks	+/-			
			M/A	M/A	M/A	OR	DR	FF	FD			BS	BA			
5	Jordan Sanders	F 33:33	4-13	2-5	3-3	1	4	5	2	1	13	2	1	6	0	22
32	Jordyn Jenkins	F 19:01	1-6	0-1	1-4	2	0	2	1	4	3	2	3	0	1	2
15	Angel Jackson	C 16:45	2-5	0-0	1-2	0	1	1	3	2	5	0	0	0	0	4
3	Tera Reed	C 35:29	3-8	2-4	5-7	0	6	6	3	4	13	2	3	4	0	19
24	Desiree Caldwell	G 33:24	2-10	0-2	1-2	4	6	10	2	3	5	4	1	0	1	19
34	Clarice Akunwallo	G 20:17	3-7	0-0	4-6	3	7	10	3	4	10	0	1	0	1	14
13	Rayah Marshall	22:22	8-14	0-1	0-1	4	5	9	0	2	16	1	1	2	0	14
22	Kyra White	06:36	0-0	0-0	0-0	1	1	1	3	0	0	1	1	0	0	-2
12	Bella Perkins	09:23	0-2	0-2	0-0	1	1	2	0	0	0	1	0	0	0	-7
10	Amaya Oliver	01:35	0-0	0-0	0-0	2	2	2	0	0	0	0	1	0	0	0
23	Madison Campbell	01:35	0-0	0-0	0-0	0	0	0	0	0	0	0	0	0	0	0
Team			23-65	4-15	15-25	17	35	52	17	20	65	13	12	12	6	3
Totals			23-65	4-15	15-25	17	35	52	17	20	65	13	12	12	6	3

Shooting By Period		
1st FG%	5-16	31.3%
3PT%	2-6	33.3%
FT%	5-8	62.5%
2nd FG%	5-12	41.7%
3PT%	2-5	40.0%
FT%	5-7	71.4%
3rd FG%	7-22	31.8%
3PT%	0-2	0.0%
FT%	4-7	57.1%
4th FG%	6-15	40.0%
3PT%	0-2	0.0%
FT%	1-3	33.3%
GM FG%	23-65	35.4%
3PT%	4-15	26.7%
FT%	15-25	60.0%

Technical Fouls: NONE
 Dead Ball Rebounds: 5.0

Virginia - 48		Record: 0-2														
NO.	Name	Min	FG	3P	FT	Rebounds	Fouls	TP	AS	TO	ST	Blocks	+/-			
			M/A	M/A	M/A	OR	DR	FF	FD			BS	BA			
20	Camryn Taylor	F 18:04	3-13	0-2	0-0	2	3	5	3	2	6	0	3	1	0	-20
21	Elesh Parker	C 08:55	0-2	0-0	0-0	2	2	4	5	0	0	0	1	0	0	-5
4	Madison Green	G 20:39	2-4	2-4	0-0	0	3	3	2	0	6	1	3	0	0	-20
2	Taylor Valladay	G 28:48	2-10	0-0	5-6	0	1	2	3	9	3	2	1	0	0	-21
23	Amandine Toi	G 34:13	2-8	0-4	0-0	3	2	5	3	1	4	2	4	1	0	-17
44	Mckenna Dale	14:08	1-4	0-2	0-0	0	0	0	0	2	1	0	1	0	0	8
5	Thiana Stojaslevic	08:11	1-2	0-0	0-0	0	3	3	0	0	2	0	0	0	0	5
34	London Clarkson	28:22	3-7	0-0	2-9	3	6	1	6	8	2	2	2	0	0	-17
12	Meg Jefferson	16:28	2-6	0-0	2-2	1	3	4	1	3	6	0	0	0	0	-3
14	Kaydan Lawson	22:12	2-7	0-1	1-1	2	7	9	3	2	5	3	0	0	1	-1
Team			18-63	2-13	10-18	15	30	45	20	17	48	12	15	4	3	6
Totals			18-63	2-13	10-18	15	30	45	20	17	48	12	15	4	3	6

Shooting By Period		
1st FG%	6-18	33.3%
3PT%	0-2	0.0%
FT%	4-6	66.7%
2nd FG%	6-17	35.3%
3PT%	1-4	25.0%
FT%	1-2	50%
3rd FG%	4-15	26.7%
3PT%	1-4	25.0%
FT%	3-6	50%
4th FG%	2-13	15.4%
3PT%	0-3	0.0%
FT%	2-4	50%
GM FG%	18-63	28.6%
3PT%	2-13	15.4%
FT%	10-18	55.6%

Technical Fouls: NONE
 Dead Ball Rebounds: 3.0

Biggest lead		USC	UVA

2021-22 BOX SCORES



Official Basketball Box Score - Final
Virginia at Cal St. Fullerton
 11/22/21 Titan Gym, Fullerton
 2021-22 Women's Basketball
 Game Time: 6:00 PM
 Game Duration: 2:10
 Attendance: 283
 Officials: Michol Murray, Brian Woods, Michael Price

Virginia - 60		Record: 1-4													
NO. Name	Min	FG M-A	3P M-A	FT M-A	Rebounds OR DR TOT	Fouls PF	TP	AS	ST	Blocks BS BA	+				
20 Camryn Taylor	F 27:45	8-14	0-1	1-1	2 7	9	1	4	17	1	4	0	0	11	
21 Eleah Parker	C 17:22	2-5	0-0	2-2	2 10	12	0	1	6	1	2	0	0	-5	
1 Carole Miller	G 30:04	2-7	2-5	0-0	2 4	4	2	0	6	3	0	1	0	0	
2 Taylor Valladay	G 26:28	2-4	0-1	1-2	0 3	4	2	5	1	1	1	0	0	15	
23 Amanda Tui	G 38:01	6-14	4-9	4-4	0 5	5	1	5	20	3	4	1	1	0	
34 London Clarkson	G 26:06	0-4	0-0	1-2	0 2	2	3	2	1	0	0	1	2	1	
14 Kaydan Lawson	09:02	2-5	1-3	0-0	1 2	3	1	0	5	1	1	1	0	10	
44 McKenna Dale	10:34	0-3	0-3	0-0	0 0	0	0	0	0	2	0	0	0	-12	
3 Aaliyah Pitts	05:51	0-1	0-0	0-0	0 1	1	0	0	0	0	0	1	0	-3	
12 Meg Jefferson	08:47	0-0	0-0	0-0	0 2	2	0	0	0	1	2	1	0	0	
Totals		22-57	7-22	9-11	8	34	42	9	14	60	14	18	6	4	2
Technical Fouls: NONE															

Shooting By Period		
1 st FG%	6-14	42.9%
3PT%	2-5	40.0%
FT%	2-2	100%
2 nd FG%	7-17	41.2%
3PT%	3-8	37.5%
FT%	0-0	0%
3 rd FG%	4-12	33.3%
3PT%	0-3	0.0%
FT%	3-4	75%
4 th FG%	5-14	35.7%
3PT%	2-6	33.3%
FT%	4-5	80%
GM FG%	22-57	38.6%
3PT%	7-22	31.8%
FT%	9-11	81.8%

Dead Ball Rebounds: 2

Official Basketball Box Score - Final
Rhode Island at Virginia
 11/20/21 John Rau Jones Arena, Charlottesville
 UVA vs Rhode Island Women's Basketball
 Game Time: 12:00 PM
 Game Duration: 2:00
 Attendance: 1,436
 Officials: Koren Probst, Linda Mick, Bobby Ray

Rhode Island - 80		Record: 7-0												
NO. Name	Min	FG M-A	3P M-A	FT M-A	Rebounds OR DR TOT	Fouls PF	TP	AS	ST	Blocks BS BA	+			
2 Marie-Paule Foppossi	F 35:23	1-5	0-2	3-6	1 6	7	4	8	5	3	4	1	2	0
31 Emmanuelle Tahane	F 27:47	4-10	0-0	5-5	3 3	6	4	3	13	4	2	1	0	0
0 Chaneil Williams	G 24:01	2-5	1-2	14-15	0 4	4	10	19	3	4	2	0	0	5
13 Marta Vargas	G 17:48	1-4	0-1	0-0	1 1	0	1	0	2	2	2	1	0	1
21 Dez Elmore	G 36:49	7-10	0-0	8-10	0 7	3	6	22	1	1	2	1	0	7
3 Dolly Cairns	28:14	3-5	2-4	2-2	0 1	1	1	2	10	1	1	0	0	16
5 Yanni Hendley	08:57	1-1	1-1	3-6	0 0	0	2	3	6	0	0	0	0	-2
33 Emmi Rinat	07:48	1-1	1-1	0-0	1 1	1	0	3	0	1	1	0	0	-11
20 Myley Touré	02:13	0-0	0-0	0-0	1 0	1	0	0	0	0	0	0	0	-1
Totals		20-41	5-11	35-44	6	26	32	19	33	80	14	15	8	3
Technical Fouls: Williams 2 nd 1-4,2														

Shooting By Period		
1 st FG%	5-12	41.7%
3PT%	3-4	75.0%
FT%	3-4	75.0%
2 nd FG%	4-12	33.3%
3PT%	0-4	0.0%
FT%	9-13	69.2%
3 rd FG%	6-9	66.7%
3PT%	1-1	100.0%
FT%	10-11	90.9%
4 th FG%	5-8	62.5%
3PT%	1-2	50.0%
FT%	13-16	81.3%
GM FG%	20-41	48.8%
3PT%	5-11	45.5%
FT%	38-44	79.6%

Dead Ball Rebounds: 6

Cal St. Fullerton - 48		Record: 2-3												
NO. Name	Min	FG M-A	3P M-A	FT M-A	Rebounds OR DR TOT	Fouls PF	TP	AS	ST	Blocks BS BA	+			
23 Carolyn Gill	F 27:18	2-7	0-1	0-0	2 7	9	2	1	4	4	0	1	1	-9
24 Kathryn Noff	F 37:44	2-7	2-6	1-2	1 4	5	4	2	7	0	1	2	0	-16
32 Ashlee Lewis	C 25:49	4-8	0-0	0-0	1 2	3	3	0	8	0	0	0	0	-8
3 Lily Wahnekapu	G 32:02	5-16	2-6	1-2	0 5	5	1	2	13	3	2	2	0	0
55 Fujika Nimmo	G 25:35	4-12	1-3	0-0	1 2	3	0	9	4	3	1	0	2	-10
1 Una Jovanovic	21:14	1-3	1-1	1-2	2 1	3	2	1	4	1	2	0	0	-6
13 Alcehal Hernandez	14:11	1-4	0-0	1-2	0 1	1	1	2	3	1	0	0	1	-4
4 Gabi Vidmar	16:01	0-3	0-2	0-0	0 1	1	0	1	0	0	1	1	0	3
10 Eliza de Vera	00:06	0-0	0-0	0-0	0 0	0	0	0	0	0	0	0	0	-2
54 Brianna Furch	00:00	0-0	0-0	0-0	0 0	0	1	0	0	0	0	0	0	-2
Totals		19-60	6-19	4-8	7	26	33	14	9	48	13	11	7	2
Technical Fouls: NONE														

Shooting By Period		
1 st FG%	5-16	31.3%
3PT%	2-6	33.3%
FT%	0-0	0%
2 nd FG%	6-13	46.2%
3PT%	1-1	100.0%
FT%	2-4	50%
3 rd FG%	2-12	16.7%
3PT%	1-4	25.0%
FT%	0-0	0%
4 th FG%	6-19	31.6%
3PT%	2-8	25.0%
FT%	2-4	50%
GM FG%	19-60	31.7%
3PT%	6-19	31.6%
FT%	4-8	50.0%

Dead Ball Rebounds: 4

Points from		UVA		CSF	
Biggest lead	13 (3 rd 3:27)	2 (2 nd 5:00)			
Best Scoring Run	8 (2 nd 3:12)	5 (1 st 4:15)			
Lead Changes	2				
Times Tied	4	3			
Time with Lead	37:28	00:16			

Virginia - 70		Record: 1-5												
NO. Name	Min	FG M-A	3P M-A	FT M-A	Rebounds OR DR TOT	Fouls PF	TP	AS	ST	Blocks BS BA	+			
20 Camryn Taylor	F 31:09	9-18	0-0	4-6	3 3	6	4	5	22	1	3	1	0	-3
21 Eleah Parker	C 20:25	3-3	0-0	1-2	0 4	4	2	2	7	1	0	1	0	-9
1 Carole Miller	G 28:53	0-6	0-2	3-4	0 0	0	0	3	2	3	2	0	0	-16
2 Taylor Valladay	G 32:56	3-5	0-0	4-6	3 3	6	5	3	10	6	4	2	0	-7
23 Amanda Tui	C 31:03	7-13	2-3	1-2	0 1	1	5	3	17	3	2	0	1	-1
34 London Clarkson	13:01	0-1	0-0	0-0	0 3	3	4	0	0	1	2	0	0	0
14 Kaydan Lawson	17:33	1-4	1-3	2-2	0 1	1	4	2	5	2	1	0	0	0
44 McKenna Dale	12:13	2-4	2-2	0-0	0 1	1	4	0	6	1	1	0	0	-9
12 Meg Jefferson	03:49	0-1	0-0	0-0	0 0	0	2	0	0	0	1	1	0	-1
3 Aaliyah Pitts	01:53	0-0	0-0	0-0	0 1	1	0	0	0	0	0	0	0	2
13 Deja Bristol	07:05	0-1	0-0	0-2	1 1	2	1	0	1	0	1	0	0	-6
Totals		25-56	5-10	15-24	11	18	29	34	18	70	18	16	7	1
Technical Fouls: Valladay 2 nd 1-4,2														

Shooting By Period		
1 st FG%	6-15	40.0%
3PT%	0-3	0.0%
FT%	2-4	50%
2 nd FG%	7-13	53.8%
3PT%	1-1	100.0%
FT%	6-7	85.7%
3 rd FG%	4-15	26.7%
3PT%	3-4	75.0%
FT%	2-4	50%
4 th FG%	8-13	61.5%
3PT%	1-2	50.0%
FT%	5-9	55.6%
GM FG%	25-56	44.6%
3PT%	5-10	50.0%
FT%	15-24	62.5%

Dead Ball Rebounds: 3

Points from		URI		UVA	
Biggest lead	16 (4 th 6:20)	6 (2 nd 3:58)			
Best Scoring Run	9 (1 st 3:24)	9 (4 th 2:39)			
Lead Changes	8				
Times Tied	5	5			
Time with Lead	29:13	07:43			

Official Basketball Box Score - Final
Richmond at Virginia
 11/20/21 John Rau Jones Arena, Charlottesville
 UVA vs UR Women's Basketball
 Game Time: 3:30 PM
 Game Duration: 1:53
 Attendance: 1,070
 Officials: J Vazaly, K Vera, R Bukock

Richmond - 74		Record: 3-3												
NO. Name	Min	FG M-A	3P M-A	FT M-A	Rebounds OR DR TOT	Fouls PF	TP	AS	ST	Blocks BS BA	+			
11 Cayla Williams	F 17:09	0-1	0-0	0-0	0 0	3	1	0	1	2	0	0	0	4
20 Addie Budnik	F 40:00	8-12	2-5	2-2	1 4	5	2	2	20	3	3	0	0	5
1 Grace Townsend	G 36:48	7-13	1-4	4-6	0 5	5	2	19	9	3	0	0	2	9
24 Kate Klimkiewicz	G 36:40	5-10	2-5	5-8	0 7	7	3	6	17	0	2	4	1	0
32 Siobhan Ryan	G 21:28	1-2	0-1	0-0	0 3	3	0	0	1	3	0	0	0	10
15 Emma Spaurie	19:22	3-4	2-2	0-0	2 1	3	3	0	8	0	3	1	0	8
21 Kylee Lewandowski	15:26	1-4	1-4	0-0	0 0	0	1	3	0	3	1	0	1	0
12 Claire Holt	03:52	0-0	0-0	2-2	0 1	1	0	1	2	0	0	0	0	-1
0 Sydney Boone	03:12	0-2	0-0	0-0	1 0	1	0	0	0	0	0	0	0	1
2 Aniyah Carpenter	05:53	1-2	1-2	0-0	0 1	1	0	0	3	0	0	0	0	1
Totals		26-50	9-21	13-20	5	24	29	14	16	74	14	19	6	3
Technical Fouls: NONE														

Shooting By Period		
1 st FG%	5-13	38.5%
3PT%	6-17	35.3%
FT%	6-6	100%
2 nd FG%	8-17	

2021-22 BOX SCORES



Official Basketball Box Score - Final
Virginia at George Washington
12/05/21 Charles E. Smith Center, Washington
2021-22 Women's Basketball

Game Time: 2:00 PM
Game Duration: 2:03
Attendance: 364

Officials: Geraldine Smith Washington, Roy Jackson, Alex Leap

NO.	Name	Min	FG			3P			FT			Rebounds		Fouls		TP	AS	TO	ST	Blocks		+/-
			M-A	M-A	M-A	M-A	M-A	OR	DR	OR	DR	PF	FD	BS	BA							
20	Camryn Taylor	F	25:14	4-9	1-1	0-0	0	1	2	5	4	9	2	2	2	2	0	0	0	0	1	12
34	London Clarkson	F	25:59	1-1	0-0	0-2	0	4	4	3	3	2	0	3	0	0	0	0	0	0	0	8
1	Carole Miller	G	23:49	4-5	1-2	0-0	1	1	2	0	0	9	0	1	3	0	0	0	0	0	0	17
2	Taylor Valladolid	G	30:12	4-6	1-1	4-7	1	0	1	3	4	13	5	1	2	0	0	0	0	0	0	4
23	Amandine Toi	G	37:21	6-17	2-6	0-0	1	0	1	2	1	14	3	2	2	1	0	0	0	0	0	4
21	Eleah Parker	G	18:13	0-0	0-0	1-4	0	3	3	0	2	1	3	2	1	1	0	0	0	0	0	9
14	Kaydan Lawson	G	23:48	4-6	0-1	2-4	2	6	8	4	2	10	1	0	1	0	0	0	0	0	0	7
44	McKenna Dale	G	06:05	0-2	0-0	2-2	1	0	1	0	2	2	0	1	0	0	0	0	0	0	0	7
13	Deja Bristol	G	06:24	0-1	0-0	0-0	1	0	1	0	1	0	0	0	0	0	0	0	0	0	0	9
3	Aaliyah Pitts	G	02:55	0-0	0-0	2-2	0	0	0	0	1	2	0	0	0	0	0	0	0	0	0	3
Team							0	2	2		0	2										
Totals			23:47	5-11	11-21		8	17	25	17	20	62	14	14	13	2	0	9				
Technical Fouls: NONE																						
Shooting By Period																						
1st FG% 6-11 54.5%																						
3PT% 2-5 40.0%																						
FT% 0-3 0%																						
2nd FG% 5-13 38.5%																						
FT% 6-12 50%																						
3rd FG% 1-2 50%																						
FT% 7-13 53.8%																						
4th FG% 1-2 50%																						
FT% 1-2 50%																						
GM FG% 5-10 50%																						
3PT% 1-2 50%																						
FT% 3-4 75%																						
GM FG% 23-47 48.9%																						
3PT% 5-11 45.5%																						
FT% 11-21 52.4%																						
Dead Ball Rebounds: 0																						

NO.	Name	Min	FG			3P			FT			Rebounds		Fouls		TP	AS	TO	ST	Blocks		+/-
			M-A	M-A	M-A	M-A	M-A	OR	DR	OR	DR	PF	FD	BS	BA							
31	Maiyowa Taiwo	F	33:02	3-6	0-0	0-4	7	6	13	3	3	6	2	5	1	0	0	-13				
3	Aurea Glingras	G	32:54	3-12	2-4	0-4	0	3	3	3	5	9	1	8	1	0	-10					
10	Nya Lok	G	38:33	10-17	4-8	2-2	1	2	3	3	3	26	0	3	1	0	-9					
15	Taylor Webster	G	27:33	0-5	0-2	1-2	1	3	4	1	2	1	2	0	0	-5						
32	Essence Brown	G	35:16	2-4	1-2	0-0	2	4	6	2	1	5	2	4	2	0	-5					
23	Faith Blithen	G	12:27	1-2	1-2	0-0	0	0	0	0	0	3	1	0	0	-4						
2	Sierra Bell	G	13:17	1-1	1-1	0-0	0	0	2	2	3	3	1	0	0	-2						
33	Sophie Haydon	G	06:58	0-0	0-0	1-2	0	0	0	1	1	1	0	0	0	0	-4					
Team							2	1	3		0	1										
Totals			20:47	9-19	4-14		13	21	34	20	17	53	11	26	6	0	-9					
Technical Fouls: NONE																						
Shooting By Period																						
1st FG% 7-16 43.8%																						
3PT% 2-7 28.6%																						
FT% 0-0 0%																						
2nd FG% 5-12 41.7%																						
FT% 2-3 66.7%																						
3rd FG% 2-3 66.7%																						
FT% 0-0 0%																						
4th FG% 5-13 38.5%																						
FT% 3-6 50%																						
GM FG% 20-47 42.6%																						
3PT% 9-19 47.4%																						
FT% 4-14 28.6%																						
Dead Ball Rebounds: 7																						

Biggest lead	UVA	GW	Points from Turnovers	UVA	GW	Period by Period Scoring					
						1st	2nd	3rd	4th		
11 (3 rd 0:30)	6 (2 nd 4:12)		27	12	62	UVA	14	17	17	14	62
Best Scoring Run	9 (2 nd 0:18)	7 (1 st 4:10)	Point	28	14	UVA	16	12	9	16	53
Lead Changes	6		Second Chance	10	10	GW	16	12	9	16	53
Times Tied	2		Fast Breaks	8	4						
Time with Lead	23:08	10:58	Bench	15	7						

Official Basketball Box Score - Final
American at Virginia
12/02/21 John Paul Jones Arena, Charlottesville
2021-22 Women's Basketball

Game Time: 7:00 PM
Game Duration: 1:58
Attendance: 1,441

Officials: Thomas Doranov, Kish Mier, Ashlee Gooch

NO.	Name	Min	FG			3P			FT			Rebounds		Fouls		TP	AS	TO	ST	Blocks		+/-
			M-A	M-A	M-A	M-A	M-A	OR	DR	OR	DR	PF	FD	BS	BA							
14	Taylor Brown	F	35:17	4-6	1-2	2-4	2	5	7	1	3	11	1	3	2	0	0	1	12			
23	Lauren Slack	F	18:44	1-1	0-0	0-0	0	1	1	3	3	2	0	1	0	0	-2					
4	Emily Fisher	G	32:12	2-8	2-3	6-8	0	2	2	3	5	12	3	4	2	0	0	11				
10	Jade Edwards	G	38:04	2-8	0-0	5-5	0	11	11	2	7	9	10	7	2	0	0	11				
21	Maddie Doring	G	21:56	4-10	2-4	0-0	0	2	2	2	0	10	1	0	0	0	-2					
16	Karla Vhea	G	10:16	0-1	0-0	0-0	0	2	2	3	1	0	0	1	0	0	8					
22	Riley DeRubbo	G	20:00	4-6	4-6	0-0	1	0	1	3	0	12	2	0	0	0	17					
13	Kayla Henning	G	07:48	1-1	0-0	0-0	0	0	0	0	0	1	0	0	0	0	-2					
44	Emily Johns	G	14:48	4-4	1-1	2-2	0	1	1	4	1	11	0	2	1	0	0	-3				
3	Bailey Gerbee	G	00:55	0-0	0-0	0-0	0	0	0	0	0	0	0	0	0	0	0	-3				
Team							2	2	4		0	1										
Totals			22:45	10-17	15-19	5	26	31	22	20	89	16	21	7	2	4	13					
Technical Fouls: NONE																						
Shooting By Period																						
1st FG% 4-15 26.7%																						
3PT% 4-5 80.0%																						
FT% 1-1 100%																						
2nd FG% 5-8 62.5%																						
3PT% 1-3 33.3%																						
FT% 1-2 50%																						
3rd FG% 7-11 63.6%																						
3PT% 3-5 60.0%																						
FT% 5-6 83.3%																						
4th FG% 4-11 36.4%																						
3PT% 2-4 50.0%																						
FT% 8-10 80%																						
GM FG% 22-45 48.9%																						
3PT% 10-17 58.8%																						
FT% 16-20 80%																						
Dead Ball Rebounds: 4																						

NO.	Name	Min	FG			3P			FT			Rebounds		Fouls		TP	AS	TO	ST	Blocks		+/-
			M-A	M-A	M-A	M-A	M-A	OR	DR	OR	DR	PF	FD	BS	BA							
20	Camryn Taylor	F	22:52	4-11	0-1	3-3	0	4	4	5	4	11	0	3	1	2	1	5				
34	London Clarkson	F	31:15	1-3	0-1	1-2	5	2	7	5	2	3	1	2	1	1	0	-8				
1	Carole Miller	G	19:44	2-5	0-1	2-2	1	0	1	2	6	1	2	0	1	0	-12					
2	Taylor Valladolid	G	33:26	2-10	0-0	2-4	2	6	8	2	5	6	5	3	0	0	-3					
23	Amandine Toi	G	40:00	6-12	0-4	0-0	1	1	2	3	12	5	5	2	0	0	-13					
14	Kaydan Lawson	G	26:33	3-7	1-2	0-0	1	3	4	1	7	0	1	1	0	0	-12					
12	Meg Jefferson	G	02:29	0-0	0-0	0-0	0	0	0	0	0	0	0	0	0	0	-5					
44	McKenna Dale	G	03:16	0-2	0-2	0-0	0	0	0	0	0	1	0	1	0	0	-5					
13	Deja Bristol	G	03:22	0-0	0-0	0-0	0	0	0	0	0	0	0	0	0	0	-3					
3	Aaliyah Pitts	G	11:09	1-3	0-0	1-3	2	0	2	1	3	3	0	2	0	0	-7					
15	Elean Parker	G	05:34	4-7	0-0	0-2	2	1	3	0	2	1	0	0	0	0	-2					
Team							0	1	1		0	1										
Totals			23:50	1-11	9-16	14	18	32	20	22	56	14	18	8	4	2	13					
Technical Fouls: NONE																						
Shooting By Period																						
1st FG% 4-15 26.7%																						
3PT% 1-5 20.0%																						
FT% 2-2 100%																						
2nd FG% 5-10 50.0%																						
3PT% 0-1 0%																						
FT% 1-3 33.3%																						
3rd FG% 7-20 35.0%																						
3PT% 0-2 0%																						
FT% 2-4 50%																						
4th FG% 7-15 46.7%																						
3PT% 0-3 0%																						
FT% 4-5 80%																						
GM FG% 23-60 38.3%																						
3PT% 1-11 9.1%																						
FT% 9-16 56.3%																						
Dead Ball Rebounds: 3																						

Biggest lead	AMC	UVA	Points from Turnovers	AMC	UVA	Period by Period Scoring										
						1st	2nd	3rd	4th							
15 (3 rd 0:44)	1	1 (1 st 2:29)	9	25	AMC	17	12	22	18	69	UVA	11	11	16	18	56
Best Scoring Run	11 (3 rd 0:44)	7 (4 th 2:40)	Point	22	34	AMC	17	12	22	18	69					
Lead Changes	2		Second Chance	3	14	UVA	11	11	16	18	56					
Times Tied	2		Fast Breaks	7	6											
Time with Lead	38:32	00:27	Bench	25	18											



Official Basketball Box Score - Final
Virginia at NC State
12/19/21 Reynolds Coliseum, Raleigh
2021-22 Women's Basketball

Game Time: 4:00 PM
Game Duration: 1:47
Attendance: 4564

Officials: Eric Brewton, Katie Lukarich, Jennifer Rezac

NO.	Name	Min	FG			3P			FT			Rebounds		Fouls		TP	AS	TO	ST	Blocks		+/-
			M-A	M-A	M-A	M-A	M-A	OR	DR	OR	DR	PF	FD	BS	BA							
20	Camryn Taylor	F	33:28	2-13	1-2	1-2	0	5	5	4	5	6	1	4	0	0	0	0	-23			
21	Eleah Parker	C	19:44	2-4	0-0	0-0	1	0	1	3	2	4	1	2	0	0	0	0	-16			
1	Carole Miller	G	18:46	1-2	1-1	0-0	1	1	2	3	0	3	0	3	0	1	0	-13				
2	Taylor Valladolid	G	37:46	4-12	1-3	2-3	0	1	1	1	3	11	3	2	2	0	0	-23				
23	Amandine Toi	G	35:28	8-14	4-8	0-0	4	4	4	1	20	1	5	1	0	1	-25					
34	London Clarkson	F	18:46	0-0	0-0	1-2	0	1	1	4	1	0	3	0	0	0	-9					
14	Kaydan Lawson	G	29:04	4-6	2-4	0-0	3	6	2	1	10	2	1	1	0	0	-22					
3	Aaliyah Pitts	G	02:06	0-0	0-0	0-0	0	0	0	0	0	0	0	0	0	0	0	0	0	0	-22	
12	Meg Jefferson	G	02:26	0-1	0-0	0-0	0	0	0	0	0	0	0	0	0	0	0	0	0	0	-2	
44	McKenna Dale	G	02:26	0-2	0-2	0-0	1	0	1	0	0	0										



2021-22 BOX SCORES

Official Basketball Box Score - Final
NC State at Virginia
01/13/22 John Paul Jones Arena, Charlottesville
Virginia vs NC State Women's Basketball

Game Time: 7:00 PM
Game Duration: 1:30
Attendance: 1,590

Officials: Bryon Brunette, Ashley Cox, Daryl Humphrey

NC State - 66 (Record: 15-2 (6-0))

NO. Name	Min	FG	3P	FT	Rebounds	Fouls	TP	AS	TO	ST	Blocks	+/-
		M/A	M/A	M/A	OR DR TOT	PF					BS BA	
23 Kayla Jones	F 13:10	2-7	1-4	0-0	1 2 3	0 0	5	1	1	0	0 0	17
33 Elissa Cunane	G 19:17	3-8	0-0	4-4	1 9 10	1 3	10	0	1	1	1 3	17
2 Raina Perez	C 14:43	1-3	0-2	0-0	0 0 0	3 0	2	1	1	0	0 0	7
3 Kai Crutchfield	G 30:00	3-6	1-2	1-1	0 2 2	1 2	8	3	0	2	1 0	20
11 Jakia Brown-Turner	G 22:52	1-5	1-4	5-6	3 3 6	3 5	8	2	3	1	1 0	15
5 Jada Boyd	16:50	4-7	0-1	0-0	4 3 7	0 0	8	0	3	1	2 1 3	1
0 Diamond Johnson	16:18	2-9	2-5	0-0	0 0 0	2 1	6	3	2	1	1 0	1
4 Camille Hobby	12:40	1-2	0-0	1-2	1 1 2	1 1	3	0	0	0	1 0	3
10 Aziana James	22:03	4-7	1-2	0-4	1 1 2	2 3	9	2	0	0	0 0	26
21 Madison Hayes	10:00	0-0	0-0	1 1	2 0 0	0 0	2	0	1	0	0 0	3
23 Jessica Timmons	07:24	1-2	0-0	0 0	0 0 0	0 0	1	0	2	0	0 0	1
32 Sophie Hart	08:03	1-1	0-0	1-2	0 0 0	0 1	3	0	1	0	0 0	3
1 Genesis Bryant	06:40	1-2	0-0	0 0	0 0 0	0 1	2	0	0	0	0 0	1
Team					2 2 4	0	0	0	0	0	0 0	1
Totals		24-52	6-20	12-19	14 24 38	15 16	66	15	12	7	6 7	23

Shooting By Period

1st FG%	2nd FG%	3rd FG%	4th FG%	GM FG%
31.6 18.8%	6.6 0.0%	7.4 50.0%	8.4 57.1%	24.9 40.7%
3PT%	0.0 0.0%	2.7 26.6%	2.3 66.7%	6.20 30.0%
FT%	0.0 0.0%	4.7 57.1%	6.14 25%	12.19 63.2%

Dead Ball Rebounds: 4 0

Technical Fouls: NONE

Virginia - 43

Record: 3-10 (3-0)

NO. Name	Min	FG	3P	FT	Rebounds	Fouls	TP	AS	TO	ST	Blocks	+/-
		M/A	M/A	M/A	OR DR TOT	PF					BS BA	
20 Camryn Taylor	F 19:45	2-10	0-2	2-2	2 4 4	1 4	1	6	0	2	1 0	-1
34 London Clarkson	F 35:06	1-3	0-0	1-2	3 5 2	2 3	3	1	5	1	1 0	-31
1 Carole Miller	G 33:27	1-3	0-0	1-2	0 2 2	1 3	3	0	3	1	0 1	-21
2 Taylor Valladay	G 17:03	3-7	0-1	1-1	1 3 4	1 1	7	0	0	0	0 0	-7
23 Amandine Toi	G 38:04	6-19	2-7	0-0	2 2 1	1 14	4	2	0	1	2 1	-21
21 Eleah Parker	20:54	2-3	0-0	2-2	1 8 9	2 2	1	6	1	2	0 5	-13
3 Aaliyah Pitts	06:40	0-0	0-0	0 0	0 0 0	1 1	0	1	0	0	0 0	-5
14 Kaydan Lawson	19:20	1-5	0-1	0-0	1 1 3	2 0	2	1	1	0	2	-14
13 Deja Bristol	04:15	0-0	0-0	0 0	0 0 0	0 0	0	0	0	0	0 0	-1
44 Mckenna Dale	03:26	1-2	0-0	0-0	1 1 0	1 2	0	1	0	0	0 1	-1
Team					2 2 4	0	0	3				
Totals		17-52	2-11	7-9	8 24 32	16 15	43	6	21	7	7 6	-23

Shooting By Period

1st FG%	2nd FG%	3rd FG%	4th FG%	GM FG%
6.15 40.0%	0.4 0.0%	3.4 75%	0.10 0.0%	2.16 12.5%
3PT%	0.0 0.0%	0.0 0.0%	2.4 50.0%	1.1 18.2%
FT%	0.0 0.0%	0.10 0.0%	0.10 0.0%	7.9 77.8%

Dead Ball Rebounds: 5 0

Technical Fouls: NONE

Biggest lead: 23 (4th 1:02) 9 (1st 1:36)

Best Scoring Run: 15 (2nd 7:52) 13 (1st 1:36)

Lead Changes: 2

Times Tied: 1

Time with Lead: 31:31 07:37

Points from	NCS	UVA
Turnovers	26	10
Paint	30	22
Second Chance	8	8
Fast Breaks	8	6
Bench	33	10

Period	1st	2nd	3rd	4th	TOT
NCS	11	18	18	19	66
UVA	15	5	7	16	43



Official Basketball Box Score - Final
Virginia at Virginia Tech
01/18/22 Cassell Coliseum, Blacksburg, Va
2021-22 Women's Basketball

Game Time: 5:00 PM
Game Duration: 1:52
Attendance: 1,518

Officials: Dee Kanner, Jennifer Rezac, Kevin Sparrock

Virginia - 52

Record: 3-11 (0-4)

NO. Name	Min	FG	3P	FT	Rebounds	Fouls	TP	AS	TO	ST	Blocks	+/-
		M/A	M/A	M/A	OR DR TOT	PF					BS BA	
34 London Clarkson	F 28:20	0-2	0-0	0-0	1 5 6	2 1	0	2	6	0	0 1	-11
21 Eleah Parker	C 27:27	6-12	0-0	0-0	1 5 6	3 0	12	0	2	0	3 3	-5
1 Carole Miller	G 25:53	3-5	1-2	0-0	1 3 4	2 0	7	0	1	0	1 0	-13
2 Taylor Valladay	G 35:44	3-10	0-0	10-13	1 5 6	5 8	16	6	2	0	0 3	-14
23 Amandine Toi	G 40:00	6-16	2-5	1-2	0 1 1	2 2	15	2	3	2	0 0	-17
14 Kaydan Lawson	29:24	0-4	0-1	2-2	1 4 5	4 3	2	1	0	3	0 0	-12
12 Meg Jefferson	06:24	0-0	0-0	0 0	0 0 0	2 0	0	0	0	0	0 0	-7
44 Mckenna Dale	06:48	0-1	0-0	0-0	0 0 0	1 1	0	1	0	1	0 0	-6
Team					5 1 6	0	0	1	1	0	0 0	
Totals		18-50	3-8	13-17	10 24 34	21 15	52	11	16	6	4 7	-17

Shooting By Period

1st FG%	2nd FG%	3rd FG%	4th FG%	GM FG%
3.0 0.0%	6.6 40.0%	7.4 50.0%	8.4 57.1%	24.9 40.7%
3PT%	0.0 0.0%	2.7 26.6%	2.3 66.7%	6.20 30.0%
FT%	0.0 0.0%	4.7 57.1%	6.14 25%	12.19 63.2%

Dead Ball Rebounds: 4 0

Technical Fouls: NONE

Virginia Tech - 69

Record: 13-4 (5-1)

NO. Name	Min	FG	3P	FT	Rebounds	Fouls	TP	AS	TO	ST	Blocks	+/-
		M/A	M/A	M/A	OR DR TOT	PF					BS BA	
33 Elizabeth Kitley	C 38:35	10-18	0-0	4-4	3 7 10	2 4	24	2	2	1	6 1	19
2 Alisha Sheppard	G 33:22	2-14	2-9	5-6	1 1 2	2 3	6	11	5	1	0 0	17
5 Georgia Amooore	G 37:03	3-9	1-2	0-0	1 1 2	2 3	7	4	1	2	0 1	19
22 Cayla King	G 29:24	2-6	2-5	2-2	2 3 5	4 8	2	1	0	0	0 0	10
23 Karyana Traylor	G 32:20	5-10	2-5	5-5	0 1 1	2 5	17	1	1	0	2 11	
15 Azana Baines	21:16	1-2	0-0	0 0	1 6 7	2 0	2	2	1	0	1 0	15
11 D'asia Gregg	04:59	0-0	0-0	0 0	1 1 2	0 0	0	1	1	1	0 0	-4
24 Emily Lytle	03:01	0-1	0-1	0-0	0 0 0	0 0	0	0	1	0	0 0	-2
Team					4 3 7	0	0	0	0	0	0 0	
Totals		23-60	7-22	16-17	13 23 36	15 21	69	17	9	4	7 4	17

Shooting By Period

1st FG%	2nd FG%	3rd FG%	4th FG%	GM FG%
6.21 28.6%	1.6 16.7%	3.4 75%	0.10 0.0%	2.16 12.5%
3PT%	0.0 0.0%	0.0 0.0%	2.4 50.0%	1.1 18.2%
FT%	0.0 0.0%	0.10 0.0%	0.10 0.0%	7.9 77.8%

Dead Ball Rebounds: 3 0

Technical Fouls: NONE

Biggest lead: 3 (1st 9:07) 18 (4th 0:38)

Best Scoring Run: 8 (3rd 6:57) 11 (2nd 0:25)

Lead Changes: 1

Times Tied: 1

Time with Lead: 00:23 37:55

Points from	Cavs	Hokies
Turnovers	4	16
Paint	16	26
Second Chance	11	6
Fast Breaks	10	9
Bench	2	2

Period	1st	2nd	3rd	4th	TOT
Cavs	12	9	14	17	52
Hokies	15	16	15	23	69

Biggest lead: 23 (4th 1:02) 9 (1st 1:36)

Best Scoring Run: 15 (2nd 7:52) 13 (1st 1:36)

Lead Changes: 2

Times Tied: 1

Time with Lead: 31:31 07:37

Points from	NCS	UVA
Turnovers	26	10
Paint	30	22
Second Chance	8	8
Fast Breaks	8	6
Bench	33	10

Period	1st	2nd	3rd	4th	TOT
NCS	11	18	18	19	66
UVA	15	5	7	16	43



Official Basketball Box Score - Final
Virginia at North Carolina
01/22/22 Carmichael Arena, Chapel Hill
2021-22 Women's Basketball

Game Time: 6:00 PM
Game Duration: 1:37
Attendance: 1,513

Officials: Fabu Cisoko-Stephens, Meadow Overstreet, Brandon Erdwine

Virginia - 52

Record: 3-12 (0-5)

NO. Name	Min	FG	3P	FT	Rebounds	Fouls	TP	AS	TO	ST	Blocks	+/-
		M/A	M/A	M/A	OR DR TOT	PF					BS BA	
34 London Clarkson	F 24:28	1-1	0-0	1-2	2 3 5	5 1	3	1	3	1	0 0	4
21 Eleah Parker	C 32:26	4-6	0-0	0 0	1 5 6	2 1	8	1	3	1	3 1	-10
1 Carole Miller	G 22:54	1-6	0-3	0-0	0 0 0	2 1	6	1	1	0	1 0	-15
2 Taylor Valladay	G 33:27	8-13	0-0	2-4	3 5 8	0 5	18	2	8	0	0 0	-5
23 Amandine Toi	G 34:25	4-16	2-11	0-0	1 1 2	4 0	10	2	2	0	0 0	-16
44 Mckenna Dale	14:20	1-7	0-5	0-0	1 0 1	3 2	1	1	0	0	0 0	-5
14 Kaydan Lawson	25:51	2-13	0-4	0-2	8 6 14	5 3	4	2	3	2	0 4	-5
3 Aaliyah Pitts	02:59	0-2	0-2	0 0	0 0 0	0 0	0	0	0	0	0 0	-2
13 Deja Bristol	03:44	0-1	0-0	0 0	1 1 2	0 0	0	0	0	0	0 1	-6
12 Meg Jefferson	02:27	0-1	0-0	0 0	1 1 0	0 0	0	1	0	0	0 0	-2
Team					1 3 4	0	0	0	0	0	0 0	
Totals		23-69	2-25	4-10	23 24 47	21 15	52	10	20	6	7 6	-9

Shooting By Period

1st FG%	2nd FG%	3rd FG%	4th FG%	GM FG%
6.17 47.1%	2.4 50.0%	6.7 85.7%	3.1 22.2%	4.2 33.3%
3PT%	0.0 0.0%	0.0 0.0%	2.9 22.2%	4.6 66.7%
FT%	0.0 0.0%	0.0 0.0%	7.13 53.8%	3.17 17.6%

Dead Ball Rebounds: 5 0

Technical Fouls: NONE

North Carolina - 61

Record: 15-2 (5-2)

NO. Name	Min	FG	3P	FT	Rebounds	Fouls	TP	AS	TO	ST	Blocks	+/-
		M/A	M/A	M/A	OR DR TOT	PF					BS BA	
31 Anya Poole	F 14:37	1-5	0-0	0 0	3 1 4	1 0	2	1	1	1	2 1	-1
1 Aiyssa Usby	G 24:41	4-11	0-0	1-5	4 1 5	0 4	9	3	3	4	0 3	4
2 Camille Littlefield	G 25:48	2-8	1-5	0-0	4 3 7	2 1	5	0	0	0	0 0	2
3 Kennedy Todd-Williams	G 27:09	3-5	1-3	8-8	3 3 6	3 4	15	1	5	0	1 0	9
25 Deja Kelly	G 27:34	5-12	2-6	6-7	0 4 4	2 4	18	1	0	4	0 1	8
0 Alexandra Zelaya	11:08	0-1	0-1	0-0	0 1 1	2 0	0	0	1	0	1 0	4
10 Eva Hodgson	27:03	1-8	0-5	1-1	0 1 1	0 3	3	4	0	0	0 0	7
20 Destiny Adams	07:32	0-1	0-0	2-4	1 1 2	2 4	0	2	0	0	1 1	5
21 Malu Tshenge	20:29	2-4	0-0	0 0	1 4 5	2 1	4	0	1	3	3 0	

2021-22 BOX SCORES



Official Basketball Box Score - Final
Virginia Tech at Virginia
01/22/22 John Paul Jones Arena, Charlottesville
Virginia vs Virginia Tech Women's Basketball

Game Time: 7:00 PM
Game Duration: 1:47
Attendance: 1,179

Official Basketball Box Score - Final
Virginia at Florida State
01/30/22 Donald L. Tucker Center, Tallahassee
2021-22 ACC Women's Basketball

Game Time: 12:00 PM
Game Duration: 1:51
Attendance: 2,144

Virginia Tech - 71
Record: 15-5 (7-2)

NO. Name	Min	FG		3P		FT		Rebounds		Fouls		TP	AS	TO	ST	Blocks		+/-	
		M-A	M-A	M-A	M-A	OR	DR	PF	FD	BS	BA								
33 Elizabeth Kitley	08:11	2-5	0-0	2-2	2	3	5	0	2	2	6	3	0	0	2	0	0	1	-14
2 Aisha Sheppard	31:52	6-11	5-9	3-3	0	5	5	2	4	20	3	4	1	0	1	1	1	17	
5 Georgia Amooore	38:48	8-16	4-10	1-2	0	2	2	1	4	21	1	1	2	0	1	2	0	1	28
15 Azana Baines	29:11	1-4	0-0	1-2	4	7	11	4	4	3	2	3	0	0	1	0	1	8	
22 Cayla King	19:58	2-6	2-6	0-0	1	1	2	2	0	6	1	0	1	1	1	0	0	13	
23 Kayana Trojlor	29:22	3-7	0-1	1-2	1	3	4	1	1	7	0	0	1	0	1	0	1	20	
11 D'asia Gregg	24:00	0-2	0-1	1-2	1	2	3	1	2	1	0	1	0	0	0	0	0	27	
24 Emily Lytle	18:38	3-6	0-1	1-4	4	1	5	0	3	7	0	1	1	1	1	0	0	15	
Team					1	0	1			0	0								
Totals	25:57	11:28	10:17	14	24	38	11	20	71	10	10	6	4	4	29				

Technical Fouls: NONE

Shooting By Period

1st FG%	8-16	50.0%
FT%	2-6	33.3%
FT%	2-2	100%
2nd FG%	5-18	27.8%
3PT%	1-10	10.0%
FT%	2-6	33.3%
3rd FG%	8-14	57.1%
3PT%	6-8	75.0%
FT%	2-3	66.7%
4th FG%	4-9	44.4%
3PT%	2-4	50.0%
FT%	4-6	66.7%
GM FG%	25-57	43.9%
3PT%	11-28	39.3%
FT%	10-17	58.8%

Dead Ball Rebounds: 4/0

Virginia - 42
Record: 3-14 (0-7)

NO. Name	Min	FG		3P		FT		Rebounds		Fouls		TP	AS	TO	ST	Blocks		+/-
		M-A	M-A	M-A	M-A	OR	DR	PF	FD	BS	BA							
34 London Clarkson	12:44	2-3	0-1	0-0	2	1	3	5	0	4	1	4	0	0	0	0	0	-7
21 Eleah Parker	24:19	3-8	0-0	0-0	2	5	7	4	1	6	0	0	0	0	1	1	-15	
1 Carole Miller	28:13	0-4	0-0	0-0	1	1	3	1	0	0	0	0	0	0	0	0	-26	
2 Taylor Valladay	36:11	2-6	0-0	4-6	0	2	2	1	3	8	4	6	1	0	1	0	-28	
23 Amandine Toi	40:00	5-12	3-5	0-0	0	2	2	1	13	0	0	1	0	0	0	0	-29	
14 Kaydan Lawson	15:02	0-3	0-1	0-0	1	3	4	1	0	0	1	2	0	0	0	0	-16	
44 McKenna Dale	02:41	0-0	0-0	0-0	0	0	0	0	0	0	0	0	0	0	0	0	-7	
55 Mir McLean	27:45	5-11	1-2	0-0	4	5	9	2	4	11	2	0	0	3	0	-14		
13 Deja Bristol	06:04	0-2	0-0	0-0	1	0	1	2	1	0	0	0	0	0	0	0	-1	
3 Aaliyah Pitts	07:01	0-0	0-0	0-0	0	0	0	0	0	0	0	0	0	0	0	0	-3	
Team					1	2	3			0	0							
Totals	17:49	4-9	4-6	10	21	31	20	11	42	6	19	2	4	4	-29			

Technical Fouls: NONE

Shooting By Period

1st FG%	3-10	30.0%
3PT%	2-3	66.7%
FT%	2-4	50%
2nd FG%	6-13	46.2%
3PT%	1-3	33.3%
FT%	0-0	0%
3rd FG%	5-14	35.7%
3PT%	0-1	0%
FT%	2-2	100%
4th FG%	3-12	25.0%
3PT%	1-2	50.0%
FT%	0-0	0%
GM FG%	17-49	34.7%
3PT%	4-9	44.4%
FT%	4-6	66.7%

Dead Ball Rebounds: 0/0

Biggest lead	29 (4 th 6:52)	3 (1 st 7:13)
Best Scoring Run	14 (3 rd 3:67)	6 (2 nd 6:31)
Lead Changes	4	
Times Tied	2	
Time with Lead	36:23	02:16

Points from Turnovers	23	7
Paint	22	22
Second Chance	9	7
Fast Breaks	3	3
Bench	15	11

Period by Period Scoring					
1st	2nd	3rd	4th	TOT	
VAT	20	13	24	14	71
UVA	10	13	12	7	42

Virginia - 37
Record: 3-15 (0-8)

NO. Name	Min	FG		3P		FT		Rebounds		Fouls		TP	AS	TO	ST	Blocks		+/-
		M-A	M-A	M-A	M-A	OR	DR	PF	FD	BS	BA							
34 London Clarkson	30:41	1-3	0-0	3-6	1	2	3	5	4	5	1	3	0	1	0	0	-14	
21 Eleah Parker	11:48	1-5	0-0	0-0	1	1	2	2	0	2	0	1	1	1	4	1	-3	
1 Carole Miller	23:57	0-6	0-2	0-0	1	0	1	2	1	0	1	2	0	0	0	0	-11	
2 Taylor Valladay	26:26	3-7	0-0	0-0	0	2	2	0	0	6	1	1	0	0	0	0	-24	
23 Amandine Toi	37:33	4-11	2-6	0-0	0	2	2	1	1	10	3	6	4	0	0	0	-29	
55 Mir McLean	21:01	1-3	0-0	5-8	2	2	4	4	5	7	0	7	0	1	1	-15		
44 McKenna Dale	19:32	0-4	0-2	2-2	2	3	5	3	1	2	0	2	0	0	0	0	-21	
3 Aaliyah Pitts	03:15	0-1	0-0	1-2	0	0	0	0	1	1	0	0	0	0	0	0	2	
14 Kaydan Lawson	19:24	1-5	0-0	2-2	2	4	6	1	2	4	1	3	1	0	1	0	-16	
32 Nycerra Minnis	03:56	0-0	0-0	0-0	0	0	0	0	0	0	0	0	0	0	0	0	2	
15 Annaliese Griffin	02:27	0-0	0-0	0-0	0	1	1	0	0	0	0	0	0	0	0	0	4	
Team					3	4	7			0	0							
Totals	11:45	2-10	13-20	12	21	33	18	15	37	7	25	6	7	4	25			

Technical Fouls: NONE

Shooting By Period

1st FG%	5-12	41.7%
3PT%	1-2	50.0%
FT%	0-0	0%
2nd FG%	1-11	9.1%
3PT%	0-2	0.0%
FT%	3-4	75%
3rd FG%	2-9	22.2%
3PT%	1-3	33.3%
FT%	0-2	0%
4th FG%	3-13	23.1%
3PT%	2-10	20.0%
FT%	10-14	71.4%
GM FG%	11-45	24.4%
3PT%	2-10	20.0%
FT%	13-20	65.0%

Dead Ball Rebounds: 5/1

Florida State - 62
Record: 10-9 (4-5)

NO. Name	Min	FG		3P		FT		Rebounds		Fouls		TP	AS	TO	ST	Blocks		+/-
		M-A	M-A	M-A	M-A	OR	DR	PF	FD	BS	BA							
14 Erin Howard	23:30	3-7	0-3	0-0	2	1	3	3	0	6	2	1	3	0	0	1	5	
32 Valencia Myers	24:10	2-6	0-0	4-4	3	5	8	2	4	8	3	2	2	1	1	25		
2 Sammie Puiis	21:55	1-3	1-3	0-0	0	2	2	0	0	3	2	1	0	0	0	23		
11 O'Mariah Jordan	23:49	3-6	0-1	0-0	1	3	4	0	2	6	2	1	0	0	0	23		
24 Morgan Jones	23:58	7-15	0-0	2-4	2	5	7	0	5	16	0	2	2	2	3	17		
4 Sara Bejedi	16:11	2-5	0-2	0-0	1	1	2	2	4	4	2	1	0	0	0	2		
0 Bianca Jackson	17:24	3-4	2-2	0-0	0	0	1	0	0	8	1	2	0	0	0	15		
10 Courtney Weber	10:17	0-2	0-0	2-2	0	0	0	1	2	2	0	0	0	0	0	0	-3	
21 Makayla Tompson	18:17	4-9	0-0	1-2	5	0	5	1	2	9	0	3	0	2	0	20		
1 River Baldwin	08:39	0-3	0-0	0-0	0	1	1	0	0	0	0	0	0	0	0	0	0	
5 Mariana Valenzuela	05:18	0-1	0-1	0-0	0	0	0	0	0	3	1	0	0	0	0	0	0	
3 Amaya Brown	03:13	0-1	0-0	0-0	0	1	1	0	0	0	0	0	0	0	0	0	-2	
33 Izabela Nicoletti	03:13	0-0	0-0	0-0	0	1	1	0	0	0	1	0	0	0	0	0	-2	
Team					2	2	4			0	1							
Totals	25:62	3-12	9-12	15	22	37	15	18	62	15	16	8	4	7	25			

Technical Fouls: NONE

Shooting By Period

1st FG%	6-15	40.0%
3PT%	0-2	0.0%
FT%	2-2	100%
2nd FG%	5-16	31.3%
3PT%	0-3	0.0%
FT%	4-5	80%
3rd FG%	8-17	47.1%
3PT%	1-3	33.3%
FT%	3-5	60%
4th FG%	6-14	42.9%
3PT%	2-4	50.0%
FT%	0-0	0%
GM FG%	25-62	40.3%
3PT%	3-12	25.0%
FT%	9-12	75.0%

Dead Ball Rebounds: 3/2

Biggest lead	3 (1 st 5:22)	31 (4 th 7:26)
Best Scoring Run	5 (1 st 5:22)	13 (3 rd 0:15)
Lead Changes	5	
Times Tied	3	
Time with Lead	03:52	33:04

Points from Turnovers	8	25
Paint	6	34
Second Chance	11	12
Fast Breaks	9	10
Bench	14	23

Period by Period Scoring					
1st	2nd	3rd	4th	TOT	

2021-22 BOX SCORES

Official Basketball Box Score - Final
Syracuse at Virginia
02/09/22 John Paul Jones Arena, Charlottesville
Virginia vs Syracuse Women's Basketball

Game Time: 6:00 PM
Game Duration: 1:57
Attendance: 1,566

Officials: Carlo Faurini, Talisa Green, Roy Jackson

Syracuse - 77

Record: 10-12 (3-9)

NO.	Name	Min	FG	3P	FT	Rebounds	Fouls	TP	AS	TO	ST	Blocks	+/-				
			M/A	M/A	M/A	OR	DR	FF	DR	OR	DR	BS	BA				
4	Alyssia Styles	F	35:00	3-12	0-4	2-2	2-4	5	1	8	2	1	3	0	2	15	
5	Taleha Hyman	G	40:00	3-6	0-1	7-8	4	2	6	13	5	4	2	0	0	7	
10	Naje Murray	G	40:00	8-11	5-7	3-6	4	2	8	17	24	1	3	4	0	7	
32	Christlyn Carr	G	37:28	2-7	0-3	10-10	0	3	3	5	14	2	3	1	1	9	
43	Christiana Carr	G	23:08	3-12	2-8	2-2	0	4	4	3	10	1	2	0	0	-4	
25	Alaina Rice	G	24:24	3-7	0-3	2-3	4	4	8	1	2	8	0	3	2	0	0
Team						0	2	2	0	0	1	0	1	3	7		
Totals			22:57	7-26	26-31	10	21	31	16	24	77	11	17	12	1	3	7

Technical Fouls: Carr 4th 0:00

Shooting By Period

1 st FG%	9-18	50.0%
1 st FT%	4-10	40.0%
2 nd FG%	3-13	23.1%
2 nd FT%	7-9	77.8%
3 rd FG%	6-16	37.5%
3 rd FT%	2-7	28.6%
4 th FG%	4-10	40.0%
4 th FT%	1-4	25.0%
GM FG%	22-67	32.8%
GM FT%	26-31	83.9%

Dead Ball Rebounds: 4, 0

Virginia - 70

Record: 3-18 (0-11)

NO.	Name	Min	FG	3P	FT	Rebounds	Fouls	TP	AS	TO	ST	Blocks	+/-			
			M/A	M/A	M/A	OR	DR	FF	DR	OR	DR	BS	BA			
34	London Clarkson	F	17:27	3-4	0-0	1-1	0	3	3	4	3	7	0	0	0	-11
1	Carole Miller	G	24:33	0-3	0-1	2-2	0	5	3	1	2	0	1	0	0	-6
2	Taylor Valladay	G	34:24	2-5	0-2	0-0	2	2	4	1	4	10	4	2	0	-10
10	Mir McLean	G	22:42	8-12	0-0	4-5	1	3	4	4	20	2	1	3	0	1
23	Amandine Toi	G	40:00	6-13	4-8	2-2	1	2	4	1	18	4	4	0	0	-7
21	Eleah Parker	G	11:45	2-5	0-0	0-0	4	4	0	0	4	0	2	0	1	0
14	Kaydan Lawson	G	25:03	3-4	1-1	2-4	2	4	6	4	3	9	5	3	3	0
3	Aaliyah Pitts	G	03:37	0-1	0-0	0-0	0	0	0	0	0	0	0	0	0	-4
44	McKenzie Dale	G	21:00	2-7	2-4	0-0	2	4	6	1	2	6	1	1	2	1
13	Deja Bristol	G	02:29	0-0	0-0	0-0	0	0	0	1	0	0	0	0	0	0
Team						1	0	1	0	0	0	0	0	0	0	4
Totals			26:54	7-16	11-14	7	26	33	25	15	70	22	21	10	3	1

Technical Fouls: Valladay 4th 0:14

Shooting By Period

1 st FG%	4-13	30.8%
1 st FT%	3-3	75%
2 nd FG%	6-12	50.0%
2 nd FT%	1-4	25.0%
3 rd FG%	1-5	20.0%
3 rd FT%	13	33.3%
4 th FG%	10-14	71.4%
4 th FT%	4-6	66.7%
GM FG%	26-64	40.6%
GM FT%	11-14	78.6%

Dead Ball Rebounds: 3, 0

Syracuse - 77

Virginia - 70

SYR	UVA
19 (3 rd 6:36)	0 (1 st 10:00)
Best Scoring Run	11 (3 rd 6:36) 7 (2 nd 2:03)
Lead Changes	0
Times Tied	1
Time with Lead	38:13 00:00

Points from	SYR	UVA
Turnovers	9	10
Paint	18	34
Second Chance	11	4
Fast Breaks	15	18
Bench	8	19

Period by Period Scoring	1st	2nd	3rd	4th	TOT
SYR	22	13	17	25	77
UVA	12	14	14	30	70

Official Basketball Box Score - Final
Virginia at Wake Forest
02/13/22 LVM Coliseum, Winston-Salem
2021-22 Women's Basketball

Game Time: 4:00 PM
Game Duration: 1:54
Attendance: 1,994

Officials: Bruce Morris, Linda Miles, Bobby Ray

Virginia - 53

Record: 3-19 (0-12)

NO.	Name	Min	FG	3P	FT	Rebounds	Fouls	TP	AS	TO	ST	Blocks	+/-			
			M/A	M/A	M/A	OR	DR	FF	DR	OR	DR	BS	BA			
14	London Clarkson	F	32:05	3-10	0-0	5-6	2	5	7	4	6	11	1	2	0	0
1	Carole Miller	G	34:08	2-9	1-3	1-2	2	3	5	4	1	6	0	3	0	0
2	Taylor Valladay	G	35:08	3-14	0-4	4-4	1	3	4	3	16	0	4	6	2	0
10	Mir McLean	G	35:14	5-12	0-1	1-2	5	6	11	4	5	11	0	1	3	0
23	Amandine Toi	G	37:46	3-12	2-10	1-2	0	2	2	3	2	9	2	3	3	0
14	Kaydan Lawson	G	07:58	0-1	0-1	0-0	0	1	1	0	0	0	2	0	0	0
21	Eleah Parker	G	12:41	3-4	0-0	0-0	1	2	0	1	6	0	2	0	3	0
44	McKenzie Dale	G	05:00	0-0	0-0	0-0	0	1	1	0	0	0	0	0	0	
Team						2	1	3	0	0	0	0	0	0	0	0
Totals			19:62	3-19	12-16	13	23	36	18	21	53	9	17	8	3	5

Technical Fouls: NONE

Shooting By Period

1 st FG%	5-18	33.3%
1 st FT%	0-0	0%
2 nd FG%	6-17	35.3%
2 nd FT%	2-6	33.3%
3 rd FG%	5-17	29.4%
3 rd FT%	1-4	25.0%
4 th FG%	2-10	20.0%
4 th FT%	0-6	0.0%
GM FG%	19-62	30.6%
GM FT%	3-9	15.8%
Dead Ball Rebounds:	12-16	75.0%

Wake Forest - 68

Record: 13-12 (3-11)

NO.	Name	Min	FG	3P	FT	Rebounds	Fouls	TP	AS	TO	ST	Blocks	+/-			
			M/A	M/A	M/A	OR	DR	FF	DR	OR	DR	BS	BA			
14	Niyah Becker	F	31:30	3-9	0-1	5-10	4	3	7	0	6	11	4	3	1	1
20	Olivia Summiel	F	38:11	5-8	2-4	2-2	2	1	3	3	1	14	2	2	1	0
23	Christina Morra	F	13:38	3-6	0-0	2-2	0	1	1	3	2	8	0	1	0	0
2	Kaia Harrison	G	09:26	0-1	0-0	0-0	0	0	0	0	0	0	1	2	0	0
24	Jewel Spear	G	37:49	5-12	2-7	5-5	0	3	3	3	4	17	3	4	1	1
21	Elise Williams	G	30:34	2-5	0-1	4-4	0	6	6	3	2	8	5	3	3	0
25	Demarea Hinds	G	14:39	0-1	0-0	0-0	2	3	5	4	1	0	1	2	1	1
32	Alexandria Scruggs	G	20:34	5-7	0-1	0-0	4	4	2	2	10	0	1	0	0	
0	Alyssia Styles	G	03:37	0-1	0-0	0-0	0	0	0	0	0	0	0	0	0	
11	Raegyn Conley	G	01:03	0-1	0-1	0-0	0	0	0	0	0	0	0	0	0	
Team						0	5	5	0	0	0	0	0	0	0	0
Totals			23:51	4-16	18-23	8	26	34	21	18	68	17	18	6	5	3

Technical Fouls: NONE

Shooting By Period

1 st FG%	6-13	61.5%
1 st FT%	3-5	60.0%
2 nd FG%	7-17	41.2%
2 nd FT%	1-8	12.5%
3 rd FG%	2-7	28.6%
3 rd FT%	0-0	0%
4 th FG%	6-14	42.9%
4 th FT%	0-3	0%
GM FG%	23-51	45.1%
GM FT%	4-16	25.0%
Dead Ball Rebounds:	18-23	78.3%

UVA

Wake F

Biggest lead	3 (3 rd 2:39)	15 (4 th 1:13)
Best Scoring Run	13 (3 rd 5:34)	10 (4 th 7:58)
Lead Changes	4	
Times Tied	5	
Time with Lead	02:30	33:09

Points from	UVA	Wake F
Turnovers	15	17
Paint	30	24
Second Chance	9	6
Fast Breaks	3	12
Bench	6	18

Period by Period Scoring	1st	2nd	3rd	4th	TOT
UVA	12	17	16	8	53
Wake F	21	15	12	20	68

Official Basketball Box Score - Final
Miami (FL) at Virginia
02/15/22 John Paul Jones Arena, Charlottesville
Virginia vs Miami Women's Basketball

Game Time: 6:00 PM
Game Duration: 2:13
Attendance: 1,476

Officials: Jennifer Rezac, Mark Resch, Linda Miles

Miami (FL) - 71

Record: 14-10 (7-7)

NO.	Name	Min	FG	3P	FT	Rebounds	Fouls	TP	AS	TO	ST	Blocks	+/-			
			M/A	M/A	M/A	OR	DR	FF	DR	OR	DR	BS	BA			
3	Destiny Harden	F	23:29	6-9	4-6	0-0	1	2	3	2	2	16	1	5	2	1
21	Lola Pendlande	F	11:22	1-2	0-0	3-4	1	1	2	4	2	0	0	3	0	0
12	JarLeah Williams	G	28:25	3-6	0-0	2-2	3	3	6	1	2	8	4	1	0	0
20	Kelsey Marshall	G	32:44	4-8	4-7	3-										

2021-22 BOX SCORES



Official Basketball Box Score - Final
Pittsburgh at Virginia
 02/20/22 John Paul Jones Arena, Charlottesville
 Virginia vs. Women's Basketball

Game Time: 4:00 PM
 Game Duration: 2:03
 Attendance: 1,872

Officials: Angelica Saffern, Mark Resch, Roy Jackson

Pittsburgh - 65														
Record: 11-16 (2-14)														
NO. Name	Min	FG	3P	FT	Rebounds	Fouls	TP	AS	TO	ST	Blocks	+/-		
		M/A	M/A	M/A	OR	DR	OR	DR	OR	DR	BS	BA		
5 Amber Brown	F 25:44	4-8	0-0	1-1	0	1	0	2	9	3	2	2	-6	
23 Rita Igbokwe	F 15:11	0-1	0-0	2-2	1	2	3	4	1	2	0	0	-3	
1 Dayshanette Harris	G 34:21	6-12	3-8	1-1	0	0	0	3	3	16	4	2	0	-7
2 Liatu King	G 26:54	3-11	0-1	0-0	8	4	12	3	3	10	3	2	1	3
4 Emy Hayford	G 09:30	0-1	0-1	0-0	0	2	2	4	1	0	2	1	1	0
21 Malyah Johnson	10:50	1-8	0-4	0-0	1	0	1	1	0	2	0	0	0	-12
3 Tasha Exum	02:50	0-0	0-0	0-0	1	1	2	1	0	0	1	0	0	-4
14 Cynthia Ezeja	08:32	0-2	0-0	0-0	0	1	1	1	0	0	0	0	1	-6
0 Sandrine Clesca	21:49	1-3	0-1	0-0	1	0	1	4	2	2	4	2	1	0
31 Destiny Strother	27:00	5-9	3-7	3-6	1	2	3	1	3	16	0	1	0	-11
13 Tracey Hueston	17:19	3-6	2-3	0-0	0	1	1	3	2	8	0	2	0	1
Team		4	0	4	0	0	0	0	0	0	0	0	0	0
Totals		23-61	8-24	11-15	17	14	31	25	17	65	16	7	6	9

Technical Fouls: NONE

Shooting By Period
 1st FG% 2.11 18.2%
 3PT% 2.5 40.0%
 FT% 2.2 100%
 2nd FG% 8-14 57.1%
 3PT% 2-7 28.6%
 FT% 2-3 66.7%
 3rd FG% 10-17 58.8%
 FT% 4-6 66.7%
 FT% 1-1 100%
 4th FG% 3-19 15.8%
 3PT% 0-6 0.0%
 FT% 6-9 66.7%
 GMFG% 23-61 37.7%
 3PT% 8-24 33.3%
 FT% 11-15 73.3%

Dead Ball Rebounds: 2

Virginia - 74														
Record: 5-20 (2-15)														
NO. Name	Min	FG	3P	FT	Rebounds	Fouls	TP	AS	TO	ST	Blocks	+/-		
		M/A	M/A	M/A	OR	DR	OR	DR	OR	DR	BS	BA		
34 London Clarkson	F 30:53	2-3	0-0	6-8	1	4	5	5	10	1	0	4	2	0
1 Carole Miller	G 14:06	1-2	0-1	2-2	0	0	0	1	1	4	0	0	0	0
2 Taylor Valladay	G 38:05	11-19	2-3	6-8	3	3	2	6	30	7	5	1	0	3
10 Mr McLean	G 33:15	5-11	0-0	6-8	3	5	8	4	16	1	2	0	2	1
23 Amandine Toi	G 37:15	1-3	1-1	2-2	0	2	2	2	1	5	2	3	1	1
44 McKenna Dale	30:44	2-3	1-2	3-4	3	5	8	2	2	8	0	1	2	4
3 Aaliyah Pitts	02:17	0-0	0-0	1-2	0	0	0	0	1	1	0	0	0	0
14 Kaydan Lawson	04:40	0-1	0-0	0-0	0	0	0	0	0	0	2	0	0	0
21 Elesh Parker	06:03	0-1	0-0	0-0	0	2	2	1	0	0	0	1	0	1
13 Deja Bristol	02:42	0-0	0-0	0-0	0	0	0	0	0	0	0	0	0	0
Team		3	2	5	0	0	0	0	0	0	0	0	0	0
Totals		22-43	4-8	26-34	10	23	33	17	25	74	11	4	8	9

Technical Fouls: NONE

Shooting By Period
 1st FG% 7-13 53.8%
 3PT% 0-1 0.0%
 FT% 4-6 66.7%
 2nd FG% 5-10 50.0%
 3PT% 2-4 50.0%
 FT% 6-6 100%
 3rd FG% 6-10 60.0%
 3PT% 1-2 50.0%
 FT% 5-8 62.5%
 4th FG% 4-10 40.0%
 3PT% 1-1 100.0%
 FT% 11-11 100.0%
 GMFG% 22-43 51.2%
 3PT% 4-8 50.0%
 FT% 26-34 76.5%

Dead Ball Rebounds: 5

PIT		UVA		Points from		PIT		UVA		Period by Period Scoring	
Biggest lead	1 (3 rd 4:52)	10 (1 st 0:14)	Turnovers	11	18	1st	2nd	3rd	4th	TOT	
Best Scoring Run	6 (2 nd 3:43)	9 (4 th 6:09)	Point	22	20	8	20	25	12	65	
Lead Changes	6		Second Chance	15	9	UVA	18	18	20	74	
Times Tied	3		Fast Breaks	7	12						
Time with Lead	00:54	36:24	Bench	28	9						

Official Basketball Box Score - Final
Virginia at Wake Forest
 03/02/22 Greensboro Coliseum Complex, Greensboro
 2021-22 ACC Women's Basketball

Game Time: 6:30 PM
 Game Duration: 1:43
 Attendance: 3,619

Officials: Mia Forsberg, Billy Smith, Fabou Gossoko-Stephens

Virginia - 53														
Record: 5-22														
NO. Name	Min	FG	3P	FT	Rebounds	Fouls	TP	AS	TO	ST	Blocks	+/-		
		M/A	M/A	M/A	OR	DR	OR	DR	OR	DR	BS	BA		
34 London Clarkson	F 35:13	5-8	0-0	1-3	1	2	3	2	4	11	0	1	3	0
1 Carole Miller	G 13:01	0-2	0-0	0-0	1	1	2	2	0	0	0	1	0	-5
2 Taylor Valladay	G 29:12	2-16	0-0	2-2	2	4	6	2	2	6	2	1	1	0
10 Mr McLean	G 23:04	5-11	0-0	1-2	5	4	9	5	4	11	2	1	1	2
23 Amandine Toi	G 40:00	4-16	1-5	0-0	0	2	2	1	0	9	2	1	1	0
14 Kaydan Lawson	10:48	0-3	0-1	1-2	3	1	4	2	1	1	2	1	0	0
21 Elesh Parker	02:42	0-2	0-0	2-2	2	1	3	0	1	2	0	1	0	1
44 McKenna Dale	28:46	3-6	1-4	0-0	0	3	3	2	0	7	3	2	2	0
3 Aaliyah Pitts	15:09	2-2	0-0	0-0	1	1	2	2	4	1	2	1	0	-8
13 Deja Bristol	02:05	1-1	0-0	0-0	0	0	0	0	0	2	0	0	0	-3
Team		1	1	2	0	0	0	0	0	0	0	0	0	0
Totals		22-67	2-10	7-11	15	20	35	18	14	53	12	10	4	9

Technical Fouls: NONE

Shooting By Period
 1st FG% 4-21 19.0%
 3PT% 0-3 0.0%
 FT% 3-4 75%
 2nd FG% 7-19 36.8%
 3PT% 2-6 33.3%
 FT% 2-4 50%
 3rd FG% 7-15 46.7%
 3PT% 0-0 0.0%
 FT% 2-3 66.7%
 4th FG% 4-12 33.3%
 3PT% 0-1 0.0%
 FT% 0-0 0%
 GMFG% 22-67 32.8%
 3PT% 2-10 20.0%
 FT% 7-11 63.6%

Dead Ball Rebounds: 3

Wake Forest - 61														
Record: 15-15														
NO. Name	Min	FG	3P	FT	Rebounds	Fouls	TP	AS	TO	ST	Blocks	+/-		
		M/A	M/A	M/A	OR	DR	OR	DR	OR	DR	BS	BA		
14 Niyah Becker	F 23:33	3-5	0-0	0-0	2	2	4	4	1	6	0	0	2	-1
20 Olivia Summiel	F 33:11	2-4	1-2	0-0	4	5	9	2	3	5	4	2	2	0
23 Christina Morra	F 40:00	4-12	0-0	5-5	1	9	0	5	13	3	1	0	1	2
2 Kaia Harrison	G 26:24	3-5	0-1	0-0	0	4	4	3	1	6	2	4	0	0
24 Jewel Spear	G 35:02	6-16	5-10	6-6	0	3	3	1	4	23	1	5	0	0
21 Elise Williams	32:23	3-8	0-3	2-2	1	4	5	0	2	8	2	1	2	1
5 Melaya Cowles	04:57	0-0	0-0	0-0	0	0	0	1	1	0	0	1	0	3
11 Raegyn Conley	03:22	0-0	0-0	0-0	0	0	0	0	1	1	0	0	0	0
0 Alyssa Andrews	01:08	0-0	0-0	0-0	0	0	0	0	0	0	0	0	0	0
Team		0	3	3	0	0	0	0	0	0	0	0	0	0
Totals		21-50	6-16	13-13	8	30	38	14	18	61	12	20	4	9

Technical Fouls: NONE

Shooting By Period
 1st FG% 5-12 41.7%
 3PT% 2-3 66.7%
 FT% 0-0 0%
 2nd FG% 3-10 30.0%
 3PT% 0-3 0.0%
 FT% 6-6 100%
 3rd FG% 6-16 37.5%
 3PT% 2-5 40.0%
 FT% 4-4 100%
 4th FG% 7-12 58.3%
 3PT% 2-5 40.0%
 FT% 3-3 100%
 GMFG% 21-50 42.0%
 3PT% 6-16 37.5%
 FT% 13-13 100.0%

Dead Ball Rebounds: 1

UVA		WF		Points from		UVA		WF		Period by Period Scoring	
Biggest lead	8 (3 rd 4:53)	8 (4 th 0:25)	Turnovers	10	11	1st	2nd	3rd	4th	TOT	
Best Scoring Run	6 (3 rd 4:53)	7 (3 rd 1:52)	Point	32	20	UVA	11	18	16	8	53
Lead Changes	7		Second Chance	9	8						
Times Tied	2		Fast Breaks	6	6						
Time with Lead	27:19	09:32	Bench	16	8	WF	12	12	18	19	61

Game Notes: ACC Women's Tournament Game 3 • #11-seed Wake Forest advances to face #6-seed Georgia Tech, Thursday at 8:00 pm ET •



POSTSEASON APPEARANCES

34 overall (25 NCAA, 1 AIAW, 8 WNIT)
25 NCAA appearances (1984-2003, 2005, 2008-10, 2018)

NCAA TOURNAMENT

Virginia's Record by Round:

First Round	10-7
Second Round	12-6
Regional Semifinal	7-5
Regional Final	3-4
Final Four/Semifinal	1-2
Final Four/Final	0-1
Total: 59 games	34-25 (.576)

National Championship 1991 0-1

National Semifinal 1990, 1991, 1992 1-2

Elite Eight 1988, 1990, 1991, 1992, 1993, 1995, 1996 3-4

Sweet Sixteen 1987, 1988, 1989, 1990, 1991, 1992, 1993, 1994, 1995, 1996, 1997, 2000 7-5

Second Round 1987, 1988, 1989, 1990, 1991, 1992, 1993, 1994, 1995, 1996, 1997, 1998, 2000, 2003, 2005, 2008, 2009, 2018 12-6

First Round 1984, 1985, 1986, 1994, 1995, 1996, 1997, 1998, 1999, 2000, 2001, 2002, 2003, 2005, 2008, 2009, 2010, 2018 10-7

VIRGINIA'S RECORD BY REGION

East	(12 times)	20-13
Midwest	(6 times)	6-6
Midwest	(twice)	4-2
West	(3 times)	3-3

VIRGINIA'S SEED

#1	(3 times)	1986, 1991, 1992
#2	(3 times)	1988, 1990, 1993
#3	(4 times)	1987, 1994, 1995, 1996
#4	(4 times)	1989, 1997, 2000, 2008
#5	(3 times)	1984, 2009, 2010
#6	(3 times)	1985, 1998, 2005
#7	(never)	
#8	(twice)	2002, 2003
#9	(twice)	1999, 2001
#10		2018
#11-#16	(never)	

SEEDING

Year	Seed	Region
1984	#5	East
1985	#6	Midwest
1986	#1	East
1987	#3	Midwest
1988	#2	East
1989	#4	East
1990	#2	East
1991	#1	Midwest
1992	#1	East
1993	#2	East
1994	#3	Midwest
1995	#3	East
1996	#3	East
1997	#4	West
1998	#6	West
1999	#9	West
2000	#4	Midwest
2001	#9	Midwest
2002	#8	Midwest
2003	#8	Midwest
2005	#6	Minneapolis, Minn.
2008	#4	Greensboro, N.C.
2009	#5	Trenton, N.J.
2010	#5	Dayton, Ohio
2018	#10	Albany, N.Y.

VIRGINIA AT UNIVERSITY HALL

NUMBER OF TIMES HOSTED:

First Round (6)

1986, 1994, 1995, 1996, 1997, 2000
*received a first round bye in 1987, 1988, 1989, 1990, 1991, 1992, 1993

Second Round (12)

1987, 1988, 1989, 1990, 1991, 1992, 1993, 1994, 1995, 1996, 1997, 2000

Regionals (2)

1992, 1996

VIRGINIA AT JPJ

John Paul Jones Arena was a host site for the first and second rounds of the 2011 NCAA Tournament. The Cavaliers did not receive a berth to that tournament.

VIRGINIA IN THE WNIT

Best Finish: Quarterfinals (4x: 2006-7, 2011-12)
13-9 record

1980:

First Round

W 67-62 vs. Wayland Baptist Amarillo, Texas

Second Round

L 68-61 vs. North Carolina Amarillo, Texas

Semifinal

L 67-53 vs. Drake Amarillo, Texas

2006:

First Round

W 48-42 vs. St. Joseph's Charlottesville, Va.

Second Round

W 83-72 vs. Miami Charlottesville, Va.

Quarterfinal

L 68-58 at Pittsburgh Pittsburgh, Pa.

2007:

First Round Bye

Second Round

W 74-72 vs. Charlotte Charlottesville, Va.

Third Round

W 73-71 vs. South Florida Charlottesville, Va.

Quarterfinal

L 78-84 at Wisconsin Madison, Wis.

2011:

First Round

W 69-56 vs. Morgan State Charlottesville, Va.

Second Round

W 71-49 at Loyola (Md.) Baltimore, Md.

Third Round

W 53-48 vs. Boston College Charlottesville, Va.

Quarterfinal

L 79-74 vs. Charlotte Charlottesville, Va.

2012:

First Round

W 59-56 (OT) vs. Howard Charlottesville, Va.

Second Round

W 68-55 vs. Richmond Charlottesville, Va.

Third Round

W 74-58 vs. App State Charlottesville, Va.

Quarterfinal

L 68-59 at James Madison Harrisonburg, Va.

2015:

First Round

L 69-62 at Old Dominion Norfolk, Va.

2016:

First Round

W 52-50 at VCU Richmond, Va.

Second Round

W 71-55 at Rutgers Piscataway, N.J.

Round of 16

L 65-57 at Hofstra Hempstead, N.Y.

2017:

First Round

W 62-56 at St. Joseph's Philadelphia, Pa.

Second Round

L 61-56 at JMU Harrisonburg, Va.

NCAA TOURNAMENT



25 APPEARANCES & THREE FINAL FOUR APPEARANCES 34-25 (.576) IN NCAA TOURNAMENT GAMES

Year	Seed/Region	Qualified	Round	Seed/Opponent	Result	Location
1984	#5 East	At-Large	1st	#4 North Carolina State	L, 86-73	Raleigh, N.C.
1985	#6 Mideast	At-Large	1st	#3 Tennessee	L, 65-55	Knoxville, Tenn.
1986	#1 East	At-Large	1st	#8 James Madison	L, 71-62	Charlottesville, Va.
1987	#3 Mideast	At-Large	2nd	#6 Memphis State	W, 76-75	Charlottesville, Va.
	Reg. Semifinal			#2 Tennessee	L, 66-58	Knoxville, Tenn.
1988	#2 East	At-Large	2nd	#7 St. John's	W, 85-64	Charlottesville, Va.
	Reg. Semifinal			#3 Rutgers	W, 89-75	Norfolk, Va.
	Reg. Final			#1 Tennessee	L, 84-76	Norfolk, Va.
1989	#4 East	At-Large	2nd	#12 West Virginia	W, 81-68	Charlottesville, Va.
	Reg. Semifinal			#1 Tennessee	L, 80-47	Bowling Green, Ky.
1990	#2 East	ACC Champ	2nd	#7 Penn State	W, 85-64	Charlottesville, Va.
	Reg. Semifinal			#3 Providence	W, 77-71	Norfolk, Va.
	Reg. Final			#1 Tennessee	W, 79-75 OT	Norfolk, Va.
	Final Four			#1 (West) Stanford	L, 75-66	Knoxville, Tenn.
1991	#1 Midwest	At-Large	2nd	#8 Stephen F. Austin	W, 74-72	Charlottesville, Va.
	Reg. Semifinal			#5 Oklahoma State	W, 76-61	Austin, Texas
	Reg. Final			#10 Lamar	W, 85-70	Austin, Texas
	Final Four			#3 (East) Connecticut	W, 61-55	New Orleans, La.
	Nat'l Champ.			#1 (Mideast) Tennessee	L, 70-67 OT	New Orleans, La.
1992	#1 East	ACC Champ	2nd	#8 George Washington	W, 97-58	Charlottesville, Va.
	Reg. Semifinal			#4 West Virginia	W, 103-83	Charlottesville, Va.
	Reg. Final			#3 Vanderbilt	W, 70-58	Charlottesville, Va.
	Final Four			#1 (West) Stanford	L, 66-65	Los Angeles, Calif.
1993	#2 East	ACC Champ	2nd	#7 Florida	W, 69-55	Charlottesville, Va.
	Reg. Semifinal			#6 Georgetown	W, 77-57	Richmond, Va.
	Reg. Final			#1 Ohio State	L, 75-73	Richmond, Va.
1994	#3 Mideast	At-Large	1st	#14 Loyola, Md.	W, 72-47	Charlottesville, Va.
	2nd			#6 S.W. Missouri State	W, 67-63	Charlottesville, Va.
	Reg. Semifinal			#2 Southern California	L, 85-66	Fayetteville, Ark.
1995	#3 East	At-Large	1st	#14 Dartmouth	W, 71-68	Charlottesville, Va.
			2nd	#6 Florida	W, 72-67	Charlottesville, Va.
			Reg. Semifinal	#2 Louisiana Tech	W, 63-62	Storrs, Conn.
			Reg. Final	#1 Connecticut	L, 67-63	Storrs, Conn.
1996	#3 East	At-Large	1st	#14 Manhattan	W, 100-55	Charlottesville, Va.
			2nd	#6 George Washington	W, 62-43	Charlottesville, Va.
			Reg. Semifinal	#2 Old Dominion	W, 72-60	Charlottesville, Va.
			Reg. Final	#1 Tennessee	L, 52-46	Charlottesville, Va.
1997	#4 West	At-Large	1st	#13 Troy State	W, 96-74	Charlottesville, Va.
			2nd	#5 Utah	W, 65-46	Charlottesville, Va.
			Reg. Semifinal	#1 Stanford	L, 91-69	Missoula, Mont.
1998	#6 West	At-Large	1st	#11 Southern Methodist	W, 77-68	Tucson, Ariz.
			2nd	#3 Arizona	L, 94-77	Tucson, Ariz.
1999	#9 West	At-Large	1st	#8 Penn State	L, 82-69	Ruston, La.
2000	#4 Mideast	At-Large	1st	#13 Pepperdine	W, 74-62	Charlottesville, Va.
			2nd	#5 Boston College	W, 74-70	Charlottesville, Va.
			Reg. Semifinal	#1 Tennessee	L, 77-56	Memphis, Tenn.
2001	#9 Midwest	At-Large	1st	#8 Michigan	L, 81-71 OT	Notre Dame, Ind.
2002	#8 Mideast	At-Large	1st	#9 Iowa	L, 69-62	Storrs, Conn.
2003	#8 Mideast	At-Large	1st	#9 Illinois	W, 72-56	Knoxville, Tenn.
			2nd	#1 Tennessee	L, 81-51	Knoxville, Tenn.
2005	#6 Minneapolis	At-Large	1st	#11 Old Dominion	W, 79-57	Minneapolis, Minn.
			2nd	#3 Minnesota	L, 73-58	Minneapolis, Minn.
2008	#4 Greensboro	At-Large	1st	#13 UC Santa Barbara	W, 86-52	Norfolk, Va.
			2nd	#5 Old Dominion	L, 88-85 OT	Norfolk, Va.
2009	#5 Trenton	At-Large	1st	#12 Marist	W, 68-61	Los Angeles, Calif.
			2nd	#4 California	L, 99-73	Los Angeles, Calif.
2010	#5 Dayton	At-Large	1st	#12 Wisconsin-Green Bay	L, 67-69	Ames, Iowa
2018	#10 Albany	At-Large	1st	#7 California	W, 68-62	Columbia, S.C.
			2nd	#2 South Carolina	L, 66-56	Columbia, S.C.

Bolded teams were national champions that year



RECORD VS NCAA OPPONENTS

Virginia has played 41 different opponents in 59 NCAA tournament games since 1984. The Cavaliers have an overall NCAA tournament record of 34-25.

ARIZONA (0-1)			
1998	94-77	L	A
BOSTON COLLEGE (1-0)			
2000	74-70	W	H
CALIFORNIA (1-1)			
2009	99-73	L	N
2018	68-62	W	N
CONNECTICUT (1-1)			
1991	61-55	W	N
1995	67-63	L	A
DARTMOUTH (1-0)			
1995	71-68	W	H
FLORIDA (2-0)			
1993	69-55	W	H
1995	72-67	W	H
GEORGETOWN (1-0)			
1993	77-57	W	N
GEORGE WASHINGTON (2-0)			
1992	97-58	W	H
1996	62-43	W	H
GREEN BAY (0-1)			
2010	69-67	L	N
ILLINOIS (1-0)			
2003	72-56	W	N
IOWA (0-1)			
2002	69-62	L	N
JAMES MADISON (0-1)			
1986	71-62	L	H
LAMAR (1-0)			
1991	85-70	W	N
LOUISIANA TECH (1-0)			
1995	63-62	W	N
LOYOLA, MD (1-0)			
1994	72-47	W	H
MANHATTAN (1-0)			
1996	100-55	W	H
Marist (1-0)			
2009	68-61	W	N
MEMPHIS STATE (1-0)			
1987	76-75	W	H
MICHIGAN (0-1)			
2001	81-71 OT	L	N
MINNESOTA (0-1)			
2005	73-58	L	A
NC STATE (0-1)			
1984	86-73	L	A
OHIO STATE (0-1)			
1993	75-73	L	N
OKLAHOMA ST. (1-0)			
1991	76-61	W	N
OLD DOMINION (2-1)			
1996	72-60	W	H
2005	79-57	W	N
2008	88-85	LOT	A

PENN STATE (1-1)			
1990	85-64	W	H
1999	82-69	L	N
PEPPERDINE (1-0)			
2000	74-62	W	H
PROVIDENCE (1-0)			
1990	77-71	W	N
RUTGERS (1-0)			
1988	89-75	W	N
ST. JOHN'S (1-0)			
1988	85-64	W	H
S.W. MISSOURI (1-0)			
1994	67-63	W	H
SOUTHERN CAL (0-1)			
1994	85-66	L	N
SOUTH CAROLINA (0-1)			
2018	66-56	L	A
SO. METHODIST (1-0)			
1998	77-68	W	N
S.F. AUSTIN (1-0)			
1991	74-72	W	H
STANFORD (0-3)			
1990	75-66	L	N
1992	66-65	L	N
1997	81-69	L	N
TENNESSEE (1-8)			
1985	65-55	L	A
1987	66-58	L	A
1988	84-76	L	N
1989	80-47	L	N
1990	79-75 ot	W	N
1991	70-67 ot	L	N
1996	52-46	L	H
2000	77-56	L	N
2003	81-51	L	A
TROY STATE (1-0)			
1997	96-74	W	H
UC SANTA BARBARA (1-0)			
2008	86-52	W	N
UTAH (1-0)			
1997	65-46	W	H
VANDERBILT (1-0)			
1992	70-58	W	H
WEST VIRGINIA (2-0)			
1989	81-68	W	H
1992	103-63	W	H

NCAA TOURNAMENT HONORS

FINAL FOUR

MOST OUTSTANDING PLAYER

1991 Dawn Staley

ALL-TOURNAMENT TEAM

1991 Tonya Cardoza
Dawn Staley
1992 Dawn Staley

EAST REGIONAL

MOST OUTSTANDING PLAYER

1990 Dawn Staley
1992 Dawn Staley

ALL-TOURNAMENT TEAM

1988 Daphne Hawkins
Donna Holt
1990 Tammi Reiss
Dawn Staley
1992 Heather Burge
Dawn Staley
1993 Heather Burge
Dena Evans
1995 Wendy Palmer
Tora Suber
1996 Tora Suber
DeMya Walker

MIDWEST REGIONAL

MOST OUTSTANDING PLAYER

1991 Dawn Staley

ALL-TOURNAMENT TEAM

1991 Tonya Cardoza
Tammi Reiss
Dawn Staley



ACC TOURNAMENT HISTORY

11 ACC REGULAR-SEASON TITLES

1984, 1986, 1987, 1988, 1991, 1992, 1993, 1994, 1995, 1996, 2000

3 ACC TOURNAMENT CHAMPIONSHIPS

1990, 1992, 1993

Since 1990, the Cavaliers have been the No. 1 seed in the ACC tournament seven times and the No. 2 seed three times. In 2003 and 2010, Virginia captured the No. 3 seed. In 2002 and 2008, UVA was the No. 4 seed after tying for third in the regular-season standings. In 1998, 2001, and 2005, the Cavaliers were the No. 5 seed.

Virginia has won 11 regular-season titles and three tournament championships. The Cavaliers claimed their first ACC tournament championship in 1990 after finishing in second place in the regular season. That year, the Cavaliers defeated NC State, 67-64, in overtime to bring the title to Charlottesville. Virginia won back-to-back regular season and tournament championships in 1992 and 1993. The Cavaliers defeated Georgia Tech, 70-69, in the finals in 1992 and outlasted Maryland, 106-103, in triple overtime in 1993. From 1991-1996, Virginia entered the tournament as the No. 1 seed.

RECORD BY ROUND

First Round	7-4
Second Round (began in 2014)	2-5
Quarterfinal	20-14
Semifinal	6-15
Final	3-3
Total: 75 games	37-38 (.493)

APPEARANCES

ACC Championship Game, 3-3

1987, 1988, 1990, 1992, 1993, 1994

ACC Semifinal Game, 6-15

1981, 1984, 1985, 1986, 1987, 1988, 1989, 1990, 1991, 1992, 1993, 1994, 1995, 1996, 1997, 1999, 2000, 2002, 2003, 2005, 2008

ACC Quarterfinal Game, 20-13

1978, 1979, 1980, 1981, 1982, 1983, 1984, 1985, 1986, 1987, 1988, 1989, 1990, 1991, 1992, 1993, 1994, 1995, 1996, 1997, 1998, 1999, 2002, 2003, 2004, 2005, 2006, 2007, 2008, 2009, 2010, 2012, 2017, 2018

Second Round, 2-5

2014, 2015, 2016, 2017, 2018, 2019, 2020

First Round, 7-4

2000, 2001, 2006, 2007, 2009, 2011, 2012, 2013, 2014, 2019, 2022

Year	Seed	Round	Seed	Opponent	Result
1978		University Hall, Charlottesville, Va.			
	6	Quarterfinal	3	Clemson	L, 73-59
1979		Reynolds Coliseum, Raleigh, N.C.			
	5	Quarterfinal	4	North Carolina	L, 86-51
1980		Cole Field House, College Park, Md.			
	6	Quarterfinal	3	Clemson	L, 78-76
1981		Littlejohn Coliseum, Clemson, S.C.			
	2	Quarterfinal	7	Georgia Tech	W, 61-49
		Semifinal	3	Maryland	L, 50-47
1982		Reynolds Coliseum, Raleigh, N.C.			
	6	Quarterfinal	3	Maryland	L, 72-63
1983		Cumberland Memorial Auditorium, Fayetteville, N.C.			
	6	Quarterfinal	3	Maryland	L, 70-63
1984		Cumberland Memorial Auditorium, Fayetteville, N.C.			
	1	Quarterfinal	8	Georgia Tech	W, 75-58
		Semifinal	5	North Carolina	L, 96-68
1985		Cumberland Memorial Auditorium, Fayetteville, N.C.			
	3	Quarterfinal	6	Maryland	W, 64-53
		Semifinal	2	North Carolina	L, 76-55
1986		Cumberland Memorial Auditorium, Fayetteville, N.C.			
	1	Quarterfinal	8	Georgia Tech	W, 90-64
		Semifinal	5	Maryland	L, 92-68
1987		Cumberland Memorial Auditorium, Fayetteville, N.C.			
	1	Quarterfinal	8	Wake Forest	W, 70-56
		Semifinal	5	Maryland	W, 76-59
		Final	2	NC State	L, 57-56
1988		Cumberland Memorial Auditorium, Fayetteville, N.C.			
	1	Quarterfinal	8	NC State	W, 82-64
		Semifinal	5	Clemson	W, 66-57
		Final	2	Maryland	L, 76-70
1989		Cumberland Memorial Auditorium, Fayetteville, N.C.			
	4	Quarterfinal	5	Wake Forest	W, 68-67 (ot)
		Semifinal	1	Maryland	L, 89-66
1990		Cumberland Memorial Auditorium, Fayetteville, N.C.			
	2	Quarterfinal	7	Georgia Tech	W, 73-65 (s)
		Semifinal	3	Clemson	W, 84-66
		Final	1	NC State	W, 67-64 (ot)
1991		Cumberland Memorial Auditorium, Fayetteville, N.C.			
	1	Quarterfinal	8	North Carolina	W, 90-69
		Semifinal	4	Clemson	L, 65-62

ACC TOURNAMENT HISTORY



1992	Winthrop Coliseum, Rock Hill, S.C.								
1	Quarterfinal	8	Duke	W, 81-55					
	Semifinal	4	North Carolina	W, 74-55					
	Final	7	Georgia Tech	W, 70-69					
1993	Winthrop Coliseum, Rock Hill, S.C.								
1	Quarterfinal	8	Wake Forest	W, 74-46					
	Semifinal	5	Clemson	W, 79-71 (ot)					
	Final	2	Maryland	W, 106-103 (3ot)					
1994	Winthrop Coliseum, Rock Hill, S.C.								
1	Quarterfinal	8	Wake Forest	W, 73-54					
	Semifinal	5	Maryland	W, 63-45					
	Final	2	North Carolina	L, 77-60					
1995	Winthrop Coliseum, Rock Hill, S.C.								
1	Quarterfinal	9	Maryland	W, 68-46					
	Semifinal	4	Duke	L, 83-82(ot)					
Year	Seed	Round	Seed	Opponent	Result				
1996	Winthrop Coliseum, Rock Hill, S.C.								
1	Quarterfinal	9	Florida State	W, 83-50					
	Semifinal	4	Clemson	L, 75-67					
1997	Independence Arena, Charlotte, N.C.								
2	Quarterfinal	7	Georgia Tech	W, 77-63					
	Semifinal	6	Clemson	L, 77-75					
1998	Independence Arena, Charlotte, N.C.								
5	Quarterfinal	4	North Carolina	L, 76-56					
1999	Independence Arena, Charlotte, N.C.								
2	Quarterfinal	8	Wake Forest	W, 71-67					
	Semifinal	3	North Carolina	L, 83-70					
2000	Greensboro Coliseum, Greensboro, N.C.								
1	First Round	9	Wake Forest	W, 72-47					
	Semifinal	5	North Carolina	L, 67-63					
2001	Greensboro Coliseum, Greensboro, N.C.								
5	Quarterfinal	4	Florida State	L, 83-77					
2002	Greensboro Coliseum, Greensboro, N.C.								
4	Quarterfinal	5	Georgia Tech	W, 60-58					
	Semifinal	1	Duke	L, 71-67					
2003	Greensboro Coliseum, Greensboro, N.C.								
3	Quarterfinal	6	NC State	W, 66-56					
	Semifinal	2	North Carolina	L, 88-78					
2004	Greensboro Coliseum, Greensboro, N.C.								
7	Quarterfinal	2	North Carolina	L, 64-45					
2005	Greensboro Coliseum, Greensboro, N.C.								
5	Quarterfinal	4	Florida State	W, 71-67					
	Semifinal	1	North Carolina	L, 78-72					
2006	Greensboro Coliseum, Greensboro, N.C.								
9	First Round	8	Boston College	W, 83-72					
	Quarterfinal	1	North Carolina	L, 82-56					
2007	Greensboro Coliseum, Greensboro, N.C.								
7	First Round	9	Clemson	W, 89-82					
	Quarterfinal	1	Duke	L, 79-58					
2008	Greensboro Coliseum, Greensboro, N.C.								
4	Quarterfinal	5	Georgia Tech	W, 52-43					
	Semifinal	1	North Carolina	L, 80-65					
2009	Greensboro Coliseum, Greensboro, N.C.								
6	First Round	11	Virginia Tech	W, 66-57					
	Quarterfinal	3	Duke	L, 76-53					
2010	Greensboro Coliseum, Greensboro, N.C.								
3	Quarterfinal	6	NC State	L, 66-59					
2011	Greensboro Coliseum, Greensboro, N.C.								
8	First Round	9	Wake Forest	L, 74-68					
2012	Greensboro Coliseum, Greensboro, N.C.								
6	First Round	11	Boston College	W, 72-41					
	Quarterfinal	3	Maryland	L, 70-58					
2013	Greensboro Coliseum, Greensboro, N.C.								
6	First Round	11	Boston College	L, 66-57					
2014	Greensboro Coliseum, Greensboro, N.C.								
10	First Round	15	Boston College	W, 74-59					
	Second Round	7	Georgia Tech	L, 77-76					
2015	Greensboro Coliseum, Greensboro, N.C.								
9	Second Round	8	Miami	L, 62-52					
2016	Greensboro Coliseum, Greensboro, N.C.								
9	Second Round	8	Duke	L, 57-53					
2017	HTC Center, Conway, S.C.								
8	Second Round	9	Wake Forest	W, 61-44					
8	Quarterfinals	1	Notre Dame	L, 76-59					
2018	Greensboro Coliseum, Greensboro, N.C.								
7	Second Round	10	Georgia Tech	W, 60-58					
7	Quarterfinals	2	Notre Dame	L, 83-47					
2019	Greensboro Coliseum, Greensboro, N.C.								
12	First Round	13	Boston College	W, 77-61					
12	Second Round	5	Syracuse	L, 67-57					
2020	Greensboro Coliseum, Greensboro, N.C.								
9	Second Round	8	Syracuse	L, 67-50					
2021	Greensboro Coliseum, Greensboro, N.C.								
	Did Not Participate								
2022	Greensboro Coliseum, Greensboro, N.C.								
14	First Round	11	Wake Forest	L, 61-53					



SCORING RECORDS

INDIVIDUAL – GAME

48	Mimi McKinney at North Carolina, 1-15-98
39	Monica Wright at Boston College, 1-21-10
39	Wendy Palmer vs. Maryland, 1-25-95
37	Dawn Staley at Wake Forest, 2-8-89
36	Cherrise Graham vs. North Carolina, 3-9-03
35	Monica Wright at Tennessee, 11-17-08
35	Tora Suber vs. North Carolina, 1-27-97
35	Tonya Cardoza vs. Fordham, 12-28-88
34	Monica Wright vs. Green Bay, 3-21-10
34	Monica Wright at Maryland, 2-8-10
34	Heather Burge at Virginia Tech, 12-8-93
34	Dawn Staley vs. Maryland, 2-15-89
33	Lyndra Littles vs. Louisiana Tech, 12-29-08
33	Schuye LaRue vs. Hampton, 2-19-01
33	Nancy Mayer vs. Clemson, 2-22-86
32	Monica Wright vs. NC State, 3-5-10
32	Lyndra Littles vs. Clemson, 3-1-07
32	Heather Burge vs. Georgia Tech, 1-23-93
32	Heather Burge vs. West Virginia, 11-23-91
32	Dawn Staley at Penn State, 1-6-90
32	Daphne Hawkins at Virginia Tech, 12-8-87
32	Daphne Hawkins at Clemson, 2-20-88
32	Melissa Mahony vs. William & Mary, 2-4-80

Frosh: 37	Dawn Staley at Wake Forest, 2-8-89
Soph: 36	Cherrise Graham vs. UNC, 3-9-03
Junior: 35	Monica Wright at Tennessee, 11-17-08
35	Tonya Cardoza vs. Fordham, 12-28-88
Senior: 48	Mimi McKinney at UNC, 1-15-98

INDIVIDUAL – HALF

25	Monica Wright at Boston College, 1-21-10
----	--

TEAM – HALF

65	vs. Cleveland State, 11-29-95
----	-------------------------------

TEAM – GAME

123	vs. NC State (3ot), 1-12-91
120	vs. Cleveland State, 11-29-95

TEAM – SEASON

3012	1991
------	------

INDIVIDUAL – SEASON

Pts.	Player	Games
734	Monica Wright (2010)	31
696	Monica Wright (2009)	34
612	Heather Burge (1993)	32
598	Monica Wright (2008)	34
592	Daphne Hawkins (1988)	32
589	Lyndra Littles (2007)	34
585	Heather Burge (1992)	34
582	Tora Suber (1996)	33
580	Schuye LaRue (2001)	32
577	Jocelyn Willoughby (2020)	30
574	Dawn Staley (1989)	31
574	Dawn Staley (1990)	32
556	Tammi Reiss (1992)	34

Frosh: 574	Dawn Staley (1989)	31
Soph: 598	Monica Wright (2008)	34
Junior: 696	Monica Wright (2009)	34
Senior: 734	Monica Wright (2010)	31

INDIVIDUAL – CAREER

Pts.	Player	Games
2540	Monica Wright (2007-10)	133
2135	Dawn Staley (1989-92)	131
2058	Heather Burge (1990-93)	135
1918	Wendy Palmer (1993-96)	126
1876	Lyndra Littles (2005-09)	120
1842	Tammi Reiss (1989-92)	127
1767	Tora Suber (1994-97)	127
1745	Cathy Grimes (1982-85)	114
1677	Jocelyn Willoughby (2016-20)	127
1634	Donna Holt (1985-88)	121
1622	Tonya Cardoza (1987-91)	121
1619	Ataira Franklin (2011-14)	131
1583	DeMya Walker (1996-99)	122
1538	Daphne Hawkins (1984-88)	111
1520	Brandi Teamer (2002-05)	116

SCORING AVERAGE

INDIVIDUAL – SEASON

Avg.	Player	G	Pts.
23.7	Monica Wright (2010)	31	734
20.5	Monica Wright (2009)	34	696
19.9	Lyndra Littles (2009)	25	497
19.2	Jocelyn Willoughby (2020)	30	577
19.1	Heather Burge (1993)	32	612
18.6	Cathy Grimes (1984)	29	540
18.5	Dawn Staley (1989)	31	574
18.5	Daphne Hawkins (1988)	32	592
18.2	Tonya Cardoza (1989)	26	472
18.1	Schuye LaRue (2001)	32	580
17.9	Dawn Staley (1990)	32	574
17.6	Monica Wright (2008)	34	598
17.6	Tora Suber (1996)	33	582
17.6	Wendy Palmer (1995)	31	546

Frosh: 18.5	Dawn Staley (1989)	31	574
Soph: 18.1	Schuye LaRue (2001)	32	580
Junior: 20.5	Monica Wright (2009)	34	696
Senior: 23.7	Monica Wright (2010)	31	734

INDIVIDUAL – CAREER

Avg.	Player (Year)	G	Pts
19.1	Monica Wright (2006-10)	133	2540
16.3	Dawn Staley (1989-92)	131	2135
16.2	Schuye LaRue (1999-01)	66	1070
15.6	Lyndra Littles (2005-09)	120	1876
15.3	Cathy Grimes (1982-85)	114	1745
15.2	Wendy Palmer (1993-96)	126	1918
15.2	Heather Burge (1990-93)	135	2058
14.5	Tammi Reiss (1989-92)	127	1842
13.9	Daphne Hawkins (1985-88)	111	1538
13.9	Tora Suber (1994-97)	127	1767
13.5	Donna Holt (1985-88)	121	1634

TEAM – SEASON

Avg.	Year	G	Pts
88.6	1991	34	3012
82.0	1992	34	2788
81.1	1993	32	2595
80.0	1989	31	2480
79.0	1986	29	2292

LARGEST MARGIN OF VICTORY

85	vs. Alabama St., 12-29-96 (106-21)
----	------------------------------------

LARGEST MARGIN OF DEFEAT

54	James Madison, 2-15-77 (88-34)
----	--------------------------------

MOST VIRGINIA POINTS

124	at NC State (3ot), 1-12-91
-----	----------------------------

FEWEST VIRGINIA POINTS

24	vs. VCU 2-23-74
----	-----------------

FEWEST OPPONENT POINTS

19	by Mary Washington, 12-2-75
----	-----------------------------

MOST OPPONENT POINTS

120	by NC State, 1-12-91, (3ot)
105	by Georgia Tech, 1-21-89

MOST COMBINED POINTS

243	at NC State (3OT), 1-12-91
-----	----------------------------

LONGEST WIN STREAK

20	1986
----	------

LONGEST HOME WIN STREAK (U-HALL)

61	1-18-92 to 1-2-96
----	-------------------

LONGEST HOME WIN STREAK (JPJ)

12	2-21-08 to 1-11-09
----	--------------------

MOST VICTORIES: SEASON

32	1992 (32-2)
----	-------------

HIGHEST SCORING AVERAGE

88.6	1991 (3012 points, 34 games)
------	------------------------------

LOWEST OPPONENT AVERAGE

38.0	1974 (570 points, 15 games)
------	-----------------------------

HIGHEST REBOUND AVERAGE

48.6	1975 (1070, 22 games)
------	-----------------------

MOST CONSECUTIVE FGM

11	Melissa Mahony, 1980
11	Wendy Palmer, 1995

MOST CONSECUTIVE FTM

41	Monica Wright, 2010
----	---------------------

MOST VICTORIES PLAYED IN

118	Heather Burge, 1989-93
-----	------------------------

GAMES PLAYED

Games	Player
136	Chelsea Shine (2009-12)
135	Heather Burge (1990-93)
134	Sharneé Zoll (2005-08)
134	Heidi Burge (1990-93)
134	Dena Evans (1990-93)
133	Paulisha Kellum (2007-08, 10-11)
133	Monica Wright (2007-10)
133	Ariana Moore (2009-12)

1,000 POINT CLUB



1.	Monica Wright	2007-10	2540
2.	Dawn Staley	1989-92	2135
3.	Heather Burge	1990-93	2058
4.	Wendy Palmer	1993-96	1918
5.	Lyndra Littles	2005-09	1876
6.	Tammi Reiss	1989-92	1842
7.	Tora Suber	1994-97	1767
8.	Cathy Grimes	1982-85	1745
9.	Jocelyn Willoughby	2017-20	1677
10.	Donna Holt	1985-88	1634
11.	Tonya Cardoza	1987-91	1622
12.	Ataira Franklin	2011-14	1619
13.	DeMya Walker	1996-99	1583
14.	Daphne Hawkins	1984-88	1538
15.	Brandi Teamer	2002-05	1520
16.	Nancy Mayer	1984-87	1466
17.	Melissa Mahony	1979-82	1400
18.	Faith Randolph	2013-16	1346
19.	Telisha Quarles	1999-02	1323
20.	Dominique Toussaint	2017-20	1321
21.	Val Ackerman	1978-81	1316
22.	Monick Foote	1995-99	1315
23.	Ariana Mooror	2009-12	1297
24.	Heidi Burge	1990-93	1191
25.	Sharnee Zoll	2005-08	1169
26.	Dena Evans	1990-93	1138
27.	LaTonya Blue	2002-05	1122
28.	Breyana Mason	2014-17	1080
29.	Aliyah Huland El	2015-18	1076
30.	Schuye LaRue	2000-01	1070
31.	Siedah Williams	2004-07	1053
32.	Lauren Moses	2015-18	1047
33.	Svetlana Volnaya	1999-01	1034
34.	Sarah Imovbioh	2013-15	1028
35.	Chelsea Shine	2009-12	1023
36.	Jenny Boucek	1993-96	1003



Monica Wright's 2,000th point was scored vs. Georgia 12/20/09



Dawn Staley's 2,000th point was scored vs. Clemson 2/22/92



Heidi Burge's 2,000th point was scored vs. Clemson 2/20/93



SCORING LEADERS

YEAR-BY-YEAR SCORING LEADERS

Year	Player	Class	Pos.	G	FG	3-FG	FT	Pts.	Avg
1974	Chris Dawson	Jr.	C	15	69	-	14	152	10.1
1975	Chris Dawson	Sr.	C	22	124	-	31	279	12.7
1976	Kathy Williams	Jr.	G	20	82	-	41	205	10.2
1977	Kathy Williams	Sr.	G	21	107	-	46	260	12.4
1978	Paula Shorten	So.	F/C	25	80	-	88	256	10.2
1979	Valerie Ackerman	So.	F	28	180	-	91	451	16.1
1980	Melissa Mahony	So.	G	32	203	-	85	491	15.3
1981	Melissa Mahony	Jr.	G	32	174	-	76	424	13.2
1982	Cathy Grimes	Fr.	F	28	156	-	73	385	13.8
1983	Cathy Grimes	So.	F	28	200	-	79	479	17.1
1984	Cathy Grimes	Jr.	F	29	216	-	108	540	18.6
1985	Nancy Mayer	So.	G/F	29	157	-	38	352	12.1
1986	Daphne Hawkins	So.	G	29	163	-	82	408	17.0
1987	Daphne Hawkins	Jr.	G	29	168	-	60	396	13.7
1988	Daphne Hawkins	Sr.	G	32	247	12	86	592	18.5
1989	Dawn Staley	Fr.	G	31	197	33	147	574	18.5
1990	Dawn Staley	So.	G	32	203	36	132	574	17.9
1991	Tonya Cardoza	Sr.	G/F	34	197	23	110	527	15.5
1992	Heather Burge	Jr.	C	34	255	0	75	585	17.2
1993	Heather Burge	Sr.	C	32	258	0	96	612	19.1
1994	Wendy Palmer	So.	F	32	221	1	97	540	16.9
1995	Wendy Palmer	Jr.	F	31	227	15	77	546	17.6
1996	Tora Suber	Jr.	G	33	193	61	135	582	17.6
1997	Tora Suber	Sr.	G	30	149	59	89	446	14.9
1998	DeMya Walker	Jr.	F	29	190	1	91	472	16.3
1999	DeMya Walker	Sr.	F	29	168	4	95	435	15.0
2000	Schuye LaRue	Fr.	F	34	198	11	83	490	14.4
2001	Schuye LaRue	So.	F/C	32	242	13	83	580	18.1
2002	Telisha Quarles	Sr.	G	30	166	51	89	472	15.7
2003	Cherrise Graham	So.	G	29	133	32	132	430	14.8
2004	Brandi Teamer	Jr.	F	24	105	4	61	275	11.5
2005	Brandi Teamer	Sr.	F	32	156	3	92	407	12.7
2006	Siedah Williams	Jr.	C	32	149	1	78	377	11.8
2007	Lyndra Littles	So.	F	34	218	0	153	589	17.3
2008	Monica Wright	So.	G	34	228	41	101	598	17.6
2009	Monica Wright	Jr.	G	34	271	37	117	696	20.5^
2010	Monica Wright	Sr.	G	31	270	31	163	734	23.7^
2011	Ariana Moorer	Jr.	G	33	107	9	97	320	9.7
2012	Ariana Moorer	Sr.	G	36	170	20	158	518	14.4
2013	Ataira Franklin	Jr.	G	29	151	43	69	414	14.3
2014	Ataira Franklin	Sr.	G	31	142	54	89	427	13.8
2015	Faith Randolph	Jr.	G	29	172	53	88	485	16.7
2016	Mikayla Venson	So.	G	31	158	70	83	469	15.1
2017	Breyana Mason	Sr.	G	33	134	38	35	341	10.3
2018	Dominique Toussaint	So.	G	33	135	46	60	376	11.4
2019	Jocelyn Willoughby	Jr.	G	31	157	49	97	460	14.8
2020	Jocelyn Willoughby	Sr.	G	30	186	37	168	577	19.2^
2021	COVID season								
2022	Amandine Toi	Sr.	G	27	325	51	163	322	11.9

^ACC Leader

CAREER DOUBLE-DOUBLES

DD	Player	Games
58	Wendy Palmer (1993-96)	126
42	Cathy Grimes (1982-85)	114
32	Schuye LaRue (2000-01)	66
32	DeMya Walker (1996-99)	122
32	Schuye LaRue (1999-01)	66
30	Heather Burge (1990-93)	135
29	Lyndra Littles (2005-2009)	120
28	Aisha Mohammed (2007-09)	63
27	Sarah Imovbioh (2013-15)	92
25	Dawn Staley (1989-92)	131
24	Brandi Teamer (2001-05)	116
23	Jocelyn Willoughby (2017-20)	127
14	Heidi Burge (1990-93)	134
13	Monica Wright (2006-10)	133
11	Siedah Williams (2004-07)	125
	Sharneé Zoll (2005-2008)	98
9	Val Ackerman (1978-81)	116
	Tonya Cardoza (1987-91)	121
	Lauren Moses (2015-18)	129
8	Felicia Aiyeotan (2017-19)	66

CAREER TRIPLE-DOUBLES

TD	Player	Games
2	Dawn Staley (1989-92)	131

NO. OF 25 POINT GAMES

(minimum two)

28	Monica Wright
12	Lyndra Littles
11	Heather Burge
	Cathy Grimes
	Jocelyn Willoughby
10	Dawn Staley
9	Daphne Hawkins
	Donna Holt
	Wendy Palmer
7	Schuye LaRue
	Tora Suber
6	Tonya Cardoza
5	Faith Randolph
4	LaTonya Blue
	Brandi Teamer
	Erin Stovall
3	Val Ackerman
	Cherrise Graham
	Melissa Mahony
	Telisha Quarles
	Svetlana Volnaya
	DeMya Walker
2	Siedah Williams
	Chris Dawson
	Monick Foote
	Nancy Mayer
	Tammi Reiss
	Sarah Imovbioh
	Mikayla Venson

30-POINT CLUB

48	Mimi McKinney at North Carolina, 1-15-98
39	Monica Wright at Boston College, 1-21-10
39	Wendy Palmer vs. Maryland, 1-25-95
37	Dawn Staley at Wake Forest, 2-8-89
36	Cherrise Graham vs. North Carolina, 3-9-03
35	Tora Suber vs. North Carolina, 1-27-97
	Tonya Cardoza vs. Fordham, 12-28-88
35	Monica Wright at Tennessee, 11-17-08
34	Monica Wright vs. Green Bay, 3-21-10
	Monica Wright at Maryland, 2-8-10
	Heather Burge at Virginia Tech, 12-8-93
	Dawn Staley vs. Maryland, 2-15-89
33	Monica Wright vs. #20 North Carolina, 2-15-10
	Lyndra Littles vs. Louisiana Tech, 12-29-08
	Schuye LaRue vs. Hampton, 2-19-01
	Nancy Mayer vs. Clemson, 2-26-86
32	Monica Wright vs. NC State, 3-5-10
	Lyndra Littles vs. Clemson, 3-1-07
	Heather Burge vs. Georgia Tech, 1-23-93
	Heather Burge vs. West Virginia, 11-23-91
	Dawn Staley at Penn State, 1-6-90
	Daphne Hawkins at Clemson, 2-20-88
	Daphne Hawkins at Virginia Tech, 12-8-87
	Melissa Mahony vs. Wm. & Mary, 2-4-80
31	Kylie Kornegay-Lucas vs ODU, 11-24-19
	Jocelyn Willoughby vs Bucknell, 11-5-19
	Monica Wright vs. Purdue, 12-3-09
	Monica Wright vs. Manhattan, 11-15-09
	Monica Wright at Marquette, 11-29-08
	Monica Wright vs. North Carolina, 3-8-08
	Lyndra Littles vs. Georgia Tech, 3-2-08
	Daphne Hawkins vs. Old Dominion, 12-3-85
30	Taylor Valladay vs Pittsburgh, 2-20-22
	Monica Wright vs. James Madison, 12-6-09
	Lyndra Littles vs. Maryland, 1-30-09
	Tora Suber vs. Clemson, 3-2-96
	Heather Burge vs. Ohio State, 3-27-93
	Tonya Cardoza at N.C. State, 1-12-91
	Heather Burge vs. Canisius, 11-26-91
	Heather Burge at Virginia Tech, 1-3-90
	Cathy Grimes vs. Penn State, 12-3-83

FIELD GOAL RECORDS



YEAR-BY-YEAR PERCENTAGE LEADERS

Year	Player	Cl.	G	M-A	Pct.
1974	Chris Dawson*	Jr.	15	69-170	.406
1975	Chris Dawson*	Sr.	22	124-303	.409
1976	Mimi Hoffman*	So.	20	85-251	.337
1977	Marilyn Beery	So.	21	106-306	.346
1978	Martha Greer*	So.	25	104-221	.471
1979	Val Ackerman	So.	28	180-392	.459
1980	Melissa Mahony	So.	32	203-408	.498
1981	Melissa Mahony	Jr.	32	174-382	.455
1982	Cathy Grimes	Fr.	28	156-290	.538
1983	Cathy Grimes	So.	28	200-396	.505
1984	Cathy Grimes	Jr.	29	216-391	.552
1985	Nancy Mayer	So.	29	157-314	.500
1986	Daphne Hawkins	So.	24	163-320	.509
1987	Nancy Mayer	Sr.	31	172-352	.489
1988	Daphne Hawkins	Sr.	32	247-507	.487
1989	Tonya Cardoza	Jr.	26	184-392	.469
1990	Tammi Reiss	So.	32	166-350	.474
1991	Tonya Cardoza	Sr.	34	197-362	.544
1992	Heather Burge	Jr.	34	255-460	.554
1993	Heather Burge	Sr.	32	258-414	.623
1994	Wendy Palmer [^]	So.	32	221-389	.568
1995	Wendy Palmer	Jr.	31	227-401	.566
1996	Wendy Palmer	Sr.	32	176-368	.478
1997	DeMya Walker [^]	So.	31	165-276	.598
1998	DeMya Walker	Jr.	29	190-344	.552
1999	DeMya Walker	Sr.	29	168-306	.549
2000	Schuye LaRue [^]	Fr.	34	198-342	.579
2001	Schuye LaRue	So.	32	242-508	.476
2002	Brandi Teamer	Fr.	30	171-386	.443
2003	Brandi Teamer	So.	30	156-336	.464
2004	Kate Kreager*	Jr.	29	87-167	.521
2005	Brandi Teamer*	Sr.	32	156-323	.483
2006	Siedah Williams*	Jr.	32	149-297	.502
2007	Siedah Williams*	Sr.	34	120-242	.496
2008	Aisha Mohammed	Jr.	34	181-327	.554
2009	Aisha Mohammed	Sr.	30	152-297	.512
2010	Monica Wright	Sr.	31	270-605	.446
2011	Simone Egwu*	So.	35	75-155	.484
2012	Jazmin Pitts*	Jr.	34	62-135	.459
2013	Ataira Franklin	Jr.	29	151-358	.422
2014	Sarah Imovbioh* [^]	So.	30	91-154	.591
2014	Sarah Imovbioh*	Jr.	31	144-260	.554
2015	Sarah Imovbioh	Sr.	30	150-257	.584
2016	Lauren Moses*	So.	34	128-293	.437
2017	Felicia Aiyeotan*	Fr.	33	65-125	.520
2018	Felicia Aiyeotan*	So.	33	112-217	.516
2019	Jocelyn Willoughby	Jr.	31	157-404	.389
2020	Jocelyn Willoughby	Sr.	30	186-412	.451
2021	COVID season				
2022	London Clarkson*	Jr.	27	50-108	.463

(minimum 5 FGM per game)

*indicates no one met minimum standard that year [^]ACC Leader

FIELD GOALS MADE

INDIVIDUAL – GAME

18 Wendy Palmer vs. Maryland
1-25-95 (18-20)

INDIVIDUAL – SEASON

FGM	Player	FGA
271	Monica Wright (2009)	646
270	Monica Wright (2010)	605
258	Heather Burge (1993)	414
255	Heather Burge (1992)	460
247	Daphne Hawkins (1988)	507
242	Schuye LaRue (2001)	508
228	Monica Wright (2008)	487
227	Wendy Palmer (1995)	401
221	Wendy Palmer (1994)	389
218	Lyndra Littles (2007)	446
216	Cathy Grimes (1984)	391

INDIVIDUAL – CAREER

FGM	Player	FGA
962	Monica Wright (2006-10)	2207
866	Heather Burge (1990-93)	1587
780	Wendy Palmer (1993-96)	1412
753	Dawn Staley (1989-92)	1637
708	Cathy Grimes (1982-85)	1342
682	Lyndra Littles (2005-09)	1491
635	Daphne Hawkins (1985-88)	1310
633	Nancy Mayer (1983-87)	1268
633	Tammi Reiss (1989-92)	1315
630	Tonya Cardoza (1987-91)	1319
629	DeMya Walker (1996-99)	1129

Frosh:	198 Schuye LaRue (2000)	342
Soph:	242 Schuye LaRue (2001)	508
Junior:	271 Monica Wright (2009)	646
Senior:	270 Monica Wright (2010)	605

TEAM – GAME

54 vs. Cleveland State, 11-29-95

TEAM – SEASON

1131 1991 (1131-2337)

FIELD GOAL ATTEMPTS

INDIVIDUAL – GAME

32 Monica Wright vs. James Madison,
12-6-09

INDIVIDUAL – SEASON

646	Monica Wright (2009)	271
605	Monica Wright (2010)	270
508	Schuye LaRue (2001)	242
507	Daphne Hawkins (1988)	247
487	Monica Wright (2008)	228
469	Monica Wright (2007)	193
463	Ariana Moorer (2012)	170
460	Heather Burge (1992)	255
449	Dawn Staley (1990)	203
446	Lyndra Littles (2007)	446
433	Telisha Quarles (2002)	166
431	Dawn Staley (1989)	197

INDIVIDUAL – CAREER

2207	Monica Wright (2006-10)	962
1637	Dawn Staley (1989-92)	753
1587	Heather Burge (1990-93)	866
1491	Lyndra Littles (2005-09)	682
1421	Tora Suber (1994-97)	601
1412	Wendy Palmer (1993-96)	780
1406	Ataira Franklin (2010-14)	566
1393	Donna Holt (1985-88)	619
1342	Cathy Grimes (1982-85)	708
1319	Tonya Cardoza (1987-91)	630
1315	Tammi Reiss (1989-92)	633

Frosh:	469 Monica Wright (2007)	193
Soph:	508 Schuye LaRue (2001)	242
Junior:	646 Monica Wright (2009)	271
Senior:	605 Monica Wright (2010)	270

TEAM – GAME

103 vs. NC State (3ot), 1-12-91 46
93 vs. Georgia Tech, 11-24-85 36

TEAM – SEASON

2337 1991 1131



FIELD GOAL RECORDS

FIELD GOAL PERCENTAGE

INDIVIDUAL – SEASON

(min. 150 fgm)

.623	Heather Burge (1993)	258-414
.614	Wendy Palmer (1993)	156-254
.598	DeMya Walker (1997)	165-276
.584	Sarah Imovbioh (2015)	150-257
.579	Schuye LaRue (2000)	198-342
.568	Wendy Palmer (1994)	221-389
.566	Wendy Palmer (1995)	227-401
.554	Aisha Mohammed (2008)	181-327
.554	Heather Burge (1992)	255-460
.552	Cathy Grimes (1984)	216-391
.552	DeMya Walker (1998)	190-344
.549	DeMya Walker (1999)	168-306
.544	Tonya Cardoza (1981)	197-362

Frosh:	.614 Wendy Palmer (1993)	156-254
Soph:	.598 DeMya Walker (1997)	165-276
Junior:	.566 Wendy Palmer (1995)	227-401
Senior:	.623 Heather Burge (1993)	258-414

INDIVIDUAL – CAREER

(min. 600 fgm)

.557	DeMya Walker (1996-99)	629-1129
.552	Wendy Palmer (1993-96)	780-1412
.546	Heather Burge (1990-93)	866-1587
.528	Cathy Grimes (1982-85)	708-1342
.499	Nancy Mayer (1983-87)	633-1268
.485	Daphne Hawkins (1985-88)	635-1310
.481	Tammi Reiss (1989-92)	633-1315
.578	Tonya Cardoza (1987-91)	630-1319
.460	Dawn Staley (1989-92)	753-1637
.457	Lyndra Littles (2005-09)	682-1491

INDIVIDUAL – GAME

9-9	Schuye LaRue vs. Washington,	11-28-99
9-9	DeMya Walker vs. Towson,	12-11-98
9-9	Wendy Palmer vs. Cleveland St.,	11-29-95

TEAM – QUARTER

.857	vs. Georgia Tech (4th),	1-28-18	6-7
------	-------------------------	---------	-----

TEAM – GAME

.700	vs. Wake Forest,	1-7-87	42-60
------	------------------	--------	-------

TEAM – SEASON

.502	1984	907-1805
------	------	----------

THREE-POINT FG RECORDS



YEAR-BY-YEAR PERCENTAGE LEADERS

Year	Player	Cl.	Pos.	G	3-FGM	3-FGA	Pct.
1988	Donna Holt	Sr.	G	32	49	128	.383
1989	Amy Fuller	Fr.	G/F	22	23	49	.469
1990	Dawn Staley	So.	G	32	36	104	.346
1991	Tammi Reiss	Jr.	G	34	48	121	.397
1992	Dena Evans	Jr.	G	34	35	85	.412
1993	Dena Evans	Sr.	G	31	46	157	.293
1994	Tora Suber	Fr.	G	32	57	154	.370
1995	Monick Foote	Fr.	G/F	25	43	98	.439
1996	Tora Suber	Jr.	G	33	61	170	.359
1997	Monick Foote	Jr.	G/F	29	38	113	.336
1998	Kate Mooney	Jr.	G/F	29	45	139	.324
1999	Erin Stovall	Jr.	G	29	46	146	.315
2000	Svetlana Volnaya^	Jr.	F	33	54	126	.429
2001	Svetlana Volnaya^	Sr.	F	31	49	109	.450
2002	Anna Prillaman	So.	G	30	57	125	.456
2003	Cherrise Graham	So.	G	29	32	92	.348
2004	Anna Prillaman	Sr.	G	29	59	153	.386
2005	Brenna McGuire	So.	G	32	59	174	.339
2006	Sharmé Zoll	So.	G	32	35	92	.380
2007	Brenna McGuire	Sr.	G	34	62	179	.346
2008	Lyndra Littles	Jr.	F	30	17	44	.386
2009	Lyndra Littles	Sr.	F	25	26	60	.433
2010	Monica Wright	Sr.	G	31	31	99	.313
2011	Ataira Franklin^	Fr.	G	35	43	90	.478
2012	Ataira Franklin	So.	G	36	53	165	.321
2013	Ataira Franklin	Jr.	G	29	43	123	.350
2014	Ataira Franklin	Sr.	G	31	54	150	.360
2015	Breyana Mason	So.	G	31	27	62	.435
2016	Mikayla Venson	So.	G	31	70	185	.378
2017	Breyana Mason	Sr.	G	33	38	83	.458
2018	Jocelyn Willoughby	So.	G/F	33	25	56	.446
2019	Jocelyn Willoughby	Jr.	G/F	31	49	123	.398
2020	Jocelyn Willoughby	Sr.	G/F	30	37	89	.451
2021	COVID season						
2022	Amandine Toi	Sr.	G	27	51	163	.313

^ACC Leader

ATTEMPTS

INDIVIDUAL – HALF

9	Donna Holt vs. Clemson	2-20-88
		2nd half

INDIVIDUAL – GAME

14	Kate Mooney vs. Florida State	2-1-98
14	Telisha Quarles vs. Michigan	3-17-01

INDIVIDUAL – SEASON

185	Mikayla Venson (2016)	70 (Made)
-----	-----------------------	-----------

INDIVIDUAL – CAREER

666	Tora Suber (1994-97)	220 (Made)
-----	----------------------	------------

TEAM – GAME

33	vs Central Michigan	11-24-18
----	---------------------	----------

TEAM – SEASON

541	2000 (180-541, .333)
-----	----------------------

PERCENTAGE

INDIVIDUAL – GAME

6-6	Mikayla Venson vs NC State, 1-29-15
5-5	Kate Mooney vs. Virginia Tech, 2-6-97
5-5	Tammi Reiss vs. Virginia Tech, 11-28-90
5-5	Donna Holt vs. St. John's, 3-19-88

INDIVIDUAL – SEASON

.469	(23-49) Amy Fuller	1989
------	--------------------	------

INDIVIDUAL – CAREER

.416	(139-334) Tammi Reiss	1989-92
.414	(96-232) Breyana Mason	2013-17
.394	(124-315) Svetlana Volnaya	1999-01

TEAM – GAME

.857	(6-7) vs. St. John's	1988
------	----------------------	------

TEAM – SEASON

.371	1991 (135-364)
------	----------------

INDIVIDUAL – SEASON

3FGM	Player	G	FGA
70	Mikayla Venson (2016)	31	185
63	Telisha Quarles (2001)	32	180
63	Telisha Quarles (2000)	34	171
62	Brenna McGuire (2007)	34	179
61	Tora Suber (1996)	33	170
61	Mikayla Venson (2015)	31	148
Frosh:	61 Mikayla Venson (2015)	31	148
Soph:	70 Mikayla Venson (2016)	31	185
Junior:	63 Telisha Quarles (2001)	32	180
Senior:	62 Brenna McGuire (2007)	34	179

INDIVIDUAL – HALF

5	Anna Prillaman (2nd half) vs. Georgia Tech, 2-11-02
5	Anna Prillaman (2nd half) at Maryland, 1-17-02
5	Mimi McKinney (2nd half) vs. North Carolina, 1-15-98

INDIVIDUAL – GAME

7	(7-12), Mimi McKinney vs. North Carolina, 1-15-98
7	(7-14), Kate Mooney vs. Florida State, 2-1-98
7	(7-12)*, Monick Foote vs. Florida, 3-18-95

* NCAA Tournament record

TEAM – GAME

14	(14-24) at Rider, 1-2-08
----	--------------------------

TEAM – SEASON

189	2001 (189-516, .366)
-----	----------------------

INDIVIDUAL - CAREER

3FGM	Player	3FGA
220	Tora Suber (1994-97)	666
196	Brenna McGuire (2004-07)	587
193	Ataira Franklin (2011-14)	528
187	Telisha Quarles (1998-02)	545
181	Anna Prillaman (2001-04)	451
139	Tammi Reiss (1989-92)	334
137	Aliyah Huland El (2015-18)	131
134	Dena Evans (1990-93)	370
132	Monica Wright (2006-10)	439
131	Dawn Staley (1989-92)	371
	Mikayala Venson (2015-16)	385
	Dominique Toussaint (2017-20)	459



FREE THROW RECORDS

YEAR-BY-YEAR PERCENTAGE LEADERS

Year	Player	Cl.	Pos.	G	FTM	FTA	Pct.
1974	Kathy Williams*	Fr.	G	15	22	34	.647
1975	Kathy Williams*	So.	G	22	46	62	.742
1976	Amy Easter*	So.	F	20	27	43	.628
1977	Paula Shorten	Fr.	F/C	21	61	93	.656
1978	Paula Shorten	So.	F/C	25	88	135	.652
1979	Valerie Ackerman^	So.	F	28	91	122	.746
1980	Melissa Mahony^	So.	G	32	85	101	.842
1981	Melissa Mahony*	Jr.	G	32	76	90	.844
1982	Cathy Grimes	Fr.	F	28	73	105	.695
1983	Cathy Grimes	So.	F	28	78	111	.711
1984	Cathy Grimes	Jr.	F	29	108	149	.725
1985	Daphne Hawkins*	Fr.	G	26	28	33	.848
1986	Daphne Hawkins	So.	G	24	82	101	.812
1987	Donna Holt^	Jr.	G	31	84	99	.848
1988	Donna Holt^	Sr.	G	32	95	116	.819
1989	Dawn Staley	Fr.	G	31	147	177	.831
1990	Tammi Reiss	So.	G	32	128	162	.790
1991	Dawn Staley	Jr.	G	34	108	131	.824
1992	Tammi Reiss^	Sr.	G	34	145	178	.815
1993	Dena Evans	Sr.	G	31	66	83	.795
1994	Jeffra Gausepohl	So.	C	32	100	139	.719
1995	Jeffra Gausepohl*	Jr.	C	32	72	104	.692
1996	Tora Suber	Jr.	G	33	135	178	.758
1997	Tora Suber	Sr.	G	31	89	118	.754
1998	Mimi McKinney	Sr.	G	28	81	106	.764
1999	Erin Stovall	Jr.	G	29	81	107	.757
2000	Svetlana Volnaya	Jr.	F	33	105	139	.755
2001	Schuye LaRue	So.	F/C	32	83	116	.716
2002	Telisha Quarles	Sr.	G	30	89	110	.809
2003	Cherrise Graham	So.	G	29	132	163	.810
2004	LaTonya Blue	Jr.	G	28	69	86	.802
2005	LaTonya Blue	Sr.	G	30	89	119	.748
2006	Sharneé Zoll	So.	G	32	82	109	.752
2007	Monica Wright	Fr.	G	34	103	135	.763
2008	Lyndra Littles	Jr.	F	34	122	158	.772
2009	Lyndra Littles	Sr.	F	25	129	159	.811
2010	Monica Wright	Sr.	G	31	163	201	.811
2011	Ariana Moorer	Jr.	G	33	97	132	.735
2012	Ariana Moorer	Sr.	G	36	158	203	.778
2013	Sarah Imovbioh	So.	F	30	73	106	.689
2014	Kelsey Wolfe^	Sr.	G	31	77	86	.895
2015	Faith Randolph^	Jr.	G	30	88	97	.907
2016	Mikayla Venson^	So.	G	31	83	95	.874
2017	Jocelyn Willoughby	Fr.	G/F	33	98	132	.742
2018	Jocelyn Willoughby*	So.	G/F	33	63	74	.851
2019	Jocelyn Willoughby	Jr.	G/F	31	97	114	.851
2020	Jocelyn Willoughby	Sr.	G/F	30	168	193	.870
2021	COVID season						
2022	Camryn Taylor*	Jr.	F	12	32	43	.744

(min. 2.5 FTM per game)

*indicates no one met minimum ^ACC Leader

ATTEMPTS

INDIVIDUAL – GAME

20 Brandi Teamer at Wake Forest, 1-6-05 (11-20)

INDIVIDUAL – SEASON

203 Ariana Moorer, 2012 (158-203)

INDIVIDUAL – CAREER

640 Heather Burge, 1989-93 (326-640)

TEAM – GAME

54 at Wake Forest, 1-6-05 (26-54)

TEAM – SEASON

915 1991 (615-915)

PERCENTAGE

INDIVIDUAL – GAME

13-13	Ariana Moorer vs Virginia Tech	2-19-12
12-12	Monica Wright vs. Florida State	1-23-09
12-12	Mimi McKinney vs. Clemson	3-1-97
12-12	Tammi Reiss vs. Wake Forest	1-24-91
12-12	Jocelyn Willoughby vs BC	3-6-19
11-11	Sharneé Zoll vs. Wake Forest	1-11-07
11-11	Monica Wright vs. UNC	2-15-10

INDIVIDUAL – SEASON

.943 (84-89) Donna Holt 1987

INDIVIDUAL – CAREER

.839 (265-316) Faith Randolph 2013-16

TEAM – GAME

14-14 vs. Memphis State 3-15-87

TEAM – SEASON

.743 (539-725) 2012

MADE FREETHROWS

INDIVIDUAL – GAME

16	Telia McCall vs. Georgia Tech,	2-13-13 (16-17)
16	Cathy Grimes vs. Maryland,	1-31-84 (16-18)

INDIVIDUAL – SEASON

FTM	Player	G	FTA
168	Jocelyn Willoughby	30	193
163	Monica Wright (2010)	31	201
158	Ariana Moorer (2012)	36	203
153	Lyndra Littles (2007)	34	202
147	Dawn Staley (1989)	31	177
145	Tammi Reiss (1992)	34	178
135	Tora Suber (1996)	33	178
132	Cherrise Graham (2003)	29	163
132	Dawn Staley (1990)	32	169
129	Lyndra Littles (2009)	34	159

Frosh:	147 Dawn Staley (1989)	31	177
Soph:	153 Lyndra Littles (2007)	34	202
Junior:	135 Tora Suber (1996)	33	178
Senior:	168 Jocelyn Willoughby (2020)	30	193

INDIVIDUAL – CAREER

FTM	Player	FTA
505	Dawn Staley (1989-92)	623
484	Monica Wright (2006-10)	630
470	Lyndra Littles (2005-09)	636
437	Tammi Reiss (1989-92)	552
426	Jocelyn Willoughby (2017-20)	513
347	Donna Holt (1984-88)	429
345	Tora Suber (1994-97)	472
338	Tonya Cardoza (1987-91)	500
329	Cathy Grimes (1982-85)	456
327	Wendy Palmer (1993-96)	562

TEAM – GAME

35 vs. Georgia Tech, 3-2-08 (35-46)

TEAM – SEASON

615 1991 (615-915)

ASSISTS, BLOCKS, STEALS



ASSISTS

INDIVIDUAL – GAME

14 Dena Evans vs. Maryland 2-23-93

INDIVIDUAL – SEASON

AST	Player	G
235 [^]	Dawn Staley (1991)	34
216 [^]	Shameé Zoll (2008)	34
209	Shameé Zoll (2007)	34
209 [^]	Dawn Staley (1992)	34
209	Dena Evans (1993)	31
201 [^]	Shameé Zoll (2006)	32
176	Donna Holt (1987)	31
164	Renee Robinson (2000)	34
159	Shameé Zoll (2005)	32
155	Donna Holt (1988)	32
144	Dawn Staley (1989)	31
143	Tora Suber (1995)	32

[^]Led the ACC

Frosh:	159 Shameé Zoll (2005)	32 games
Soph:	201 Shameé Zoll (2006)	32 games
Junior:	235 Dawn Staley (1991)	34 games
Senior:	216 Shameé Zoll (2008)	34 games

INDIVIDUAL – CAREER

AST	Player	G
785	Shameé Zoll (2005-2008)	132
729	Dawn Staley (1989-92)	131
561	Donna Holt (1985-88)	121
528	Dena Evans (1990-93)	134
504	Tora Suber (1994-97)	127
438	LaTonya Blue (2002-05)	119
420	Nancy Mayer (1984-87)	117
397	Jenny Boucek (1993-96)	127
390	Renee Robinson (1997-00)	121
	Dominique Toussaint (2017-20)	116

TEAM – GAME

37 vs. Cleveland State, 11-29-95

TEAM – SEASON

652 1991

BLOCKED SHOTS

INDIVIDUAL – GAME

8 DeMya Walker vs. Florida St., 1-2-98

INDIVIDUAL – SEASON

BL	Player	G
95 [^]	DeMya Walker (1998)	29
84 [^]	DeMya Walker (1997)	31
83 [^]	DeMya Walker (1999)	29
69 [^]	Felicia Aiyetan (2018)	33
68 [^]	DeMya Walker (1996)	33
63	Jocelyn Logan-Friend (2005)	32
56	Chrissy Reese (1980)	31
54	Felicia Aiyetan (2017)	33
49	Heather Burge (1993)	32
46	Schuye LaRue (2000)	33

[^]Led the ACC

Frosh:	68 DeMya Walker (1996)	33
Soph:	84 DeMya Walker (1997)	31
Junior:	95 DeMya Walker (1998)	29
Senior:	83 DeMya Walker (1998)	29

INDIVIDUAL – CAREER

Blocks	Player	G
330	DeMya Walker (1996-99)	122
152	Heather Burge (1990-93)	135
140	Felicia Aiyetan (2017-19)	73
139	Jocelyn Logan-Friend (2002-05)	111
123	Monick Foote (1995-99)	109
110	Tonya Cardoza (1987-91)	121
108	Heidi Burge (1990-93)	134
103	Lauren Moses (2015-18)	129
99	Chrissy Reese (1980-83)	105
96	Laurie Carter (1984-88)	119
86	Schuye LaRue (1999-01)	66
77	Jeffra Gausepohl (1993-96)	116

TEAM – GAME

15 vs. Georgia Tech, 1-20-96

TEAM – SEASON

169 1997

STEALS

INDIVIDUAL – GAME

10 Donna Holt vs. Maryland 01-28-86
Dawn Staley vs. Temple 11-20-91
Monica Wright vs. Liberty 12-29-09

INDIVIDUAL – SEASON

Steals	Player	G
164 [^]	Donna Holt (1987)	31
133 [^]	Donna Holt (1986)	29
133 [^]	Dawn Staley (1991)	34
131 [^]	Donna Holt (1988)	32
118	Tonya Cardoza (1991)	34
117 [^]	Dawn Staley (1992)	34
115 [^]	Monica Wright (2010)	31
113	Lexie Gerson (2012)	36
102 [^]	Dawn Staley (1989)	31
102	Ariana Mooror (2012)	36
102	Dawn Staley (1990)	32
102	Tonya Cardoza (1988)	31
101	Donna Holt (1985)	29

[^]Led the ACC

Frosh:	102 Dawn Staley (1989)	31
Soph:	133 Donna Holt (1986)	29
Junior:	164 Donna Holt (1987)	31
Senior:	131 Donna Holt (1988)	32

INDIVIDUAL – CAREER

Steals	Player	G
529	Donna Holt (1985-88)	121
454	Dawn Staley (1989-92)	131
375	Tonya Cardoza (1987-91)	121
372	Monica Wright (2006-10)	133
257	Lexie Gerson (2010-14)	127
240	Nancy Mayer (1984-87)	117
234	Shameé Zoll (2005-2008)	132
229	Ariana Mooror (2008-12)	133
228	Daphne Hawkins (1985-88)	111
224	Ataira Franklin (2010-13)	131

TEAM – GAME

26 vs. Old Dominion, 12-4-90

TEAM – SEASON

484 1987



REBOUNDBING RECORDS

YEAR-BY-YEAR REBOUNDBING LEADERS

Year	Player	Cl.	Pos.	G	REB	AVG
1974	Chris Dawson	Jr.	C	15	192	12.8
1975	Leslie Berens	Sr.	F	22	278	12.6
1976	Mimi Hoffman	So.	F	20	152	7.6
1977	Barbara Stenzel	So.	F	21	155	7.4
1978	Paula Shorten	So.	F/C	25	139	5.8
1979	Jackie LaBerge	So.	F	27	200	7.4
1980	Chrissy Reese	Fr.	G	31	327	10.5
1981	Chrissy Reese	So.	G	22	177	8.0
1982	Cathy Grimes	Fr.	F	28	225	8.0
1983	Cathy Grimes	So.	F	28	241	8.6
1984	Cathy Grimes^	Jr.	F	29	279	9.6
1985	Cathy Grimes	Sr.	F	29	187	6.4
1986	Trina Thomas	Jr.	F	29	170	5.9
1987	Laurie Carter	Jr.	C	29	162	5.6
1988	Dawn Bryant	Jr.	F	32	256	8.0
1989	Dawn Bryant	Sr.	F	31	238	7.7
1990	Dawn Staley	So.	G	32	214	6.7
	Heather Burge	Fr.	C	35	234	6.7
1991	Dawn Staley	Jr.	G	34	209	6.1
	Tonya Cardoza	Sr.	G/F	34	208	6.1
1992	Heather Burge	Jr.	C	34	285	8.4
1993	Heather Burge	Sr.	C	32	245	7.7
1994	Wendy Palmer^	So.	F	32	323	10.1
1995	Wendy Palmer	Jr.	F	31	327	10.5
1996	Wendy Palmer	Sr.	F	32	358	11.2
1997	DeMya Walker	So.	F	31	232	7.5
1998	DeMya Walker	Jr.	F	29	245	8.4
1999	DeMya Walker	Sr.	F	29	246	8.5
2000	Schuye LaRue	Fr.	F	33	272	8.0
2001	Schuye LaRue^	So.	F/C	32	379	11.8
2002	Brandi Teamer^	Fr.	F	30	268	8.9
2003	Brandi Teamer	So.	F	30	208	6.9
2004	Brandi Teamer	Jr.	F	24	134	5.6
2005	Brandi Teamer	Sr.	F	32	195	6.1
2006	Tiffany Sardin	Sr.	F	32	216	6.8
2007	Lyndra Littles	So.	F	34	299	8.8
2008	Aisha Mohammed	Jr.	C	34	314	9.2
2009	Aisha Mohammed^	Sr.	C	30	304	10.1
2010	Monica Wright	Sr.	G	31	200	6.5
2011	Simone Egwu	So.	C	35	183	5.2
2012	Chelsea Shine	Sr.	F	36	201	5.6
2013	Telia McCall	Sr.	F	27	208	7.7
2014	Sarah Imovbioh	Jr.	C	31	254	8.2
2015	Sarah Imovbioh^	Sr.	C	31	334	10.8
2016	Lauren Moses	So.	F	34	236	6.9
2017	Jocelyn Willoughby	Fr.	G/F	33	204	6.2
2018	Felicia Aiyeotan	So.	C	33	227	7.4
2019	Jocelyn Willoughby	Jr.	G/F	31	255	8.2
2020	Jocelyn Willoughby	Sr.	G/F	30	230	7.7
2021	COVID season					
2022	Eleah Parker	Gr.	C	26	129	5.0

^Led the ACC

INDIVIDUAL – GAME

24 Sarah Imovbioh vs Ohio State, 11-14-15

INDIVIDUAL – SEASON

REB	Player	G
379	Schuye LaRue (2001)	32
358	Wendy Palmer (1996)	32
334	Sarah Imovbioh (2015)	31
327	Wendy Palmer (1995)	31
327	Chrissy Reese (1980)	31
323	Wendy Palmer (1994)	32
314	Aisha Mohammed (2008)	34
304	Aisha Mohammed (2009)	34
299	Lyndra Littles (2007)	34
285	Heather Burge (1992)	34

Frosh:	327 Chrissy Reese (1980)	31
Soph:	379 Schuye LaRue (2001)	32
Junior:	327 Wendy Palmer (1995)	31
Senior:	358 Wendy Palmer (1996)	32

INDIVIDUAL – CAREER

REB	Player	G
1221	Wendy Palmer (1993-96)	126
955	Heather Burge (1990-93)	135
932	DeMya Walker (1996-99)	122
932	Cathy Grimes (1982-85)	114
881	Lyndra Littles (2005-09)	120
853	Heidi Burge (1990-93)	134
827	Dawn Bryant (1986-89)	123
805	Brandi Teamer (2002-05)	116
793	Sarah Imovbioh (2013-15)	92
772	Dawn Staley (1990-92)	131

TEAM – GAME

77 vs. Rider 12-19-96

TEAM – SEASON

1556 1992

YEAR-BY-YEAR STATS



Year	Record	FGM-FGA	PCT	3FGM-A	PCT	FTM-A	PCT	REB	AVG	PF	PTS	AVG
1973-74	10-5	249-789	.316	*	*	121-265	.457	653	43.5	176	619	41.2
	Opp	*	*	*	*	*	*	*	*	*	570	38.0
1974-75	15-7	476-1420	.335	*	*	168-317	.530	1070	48.6	373	1120	50.9
	Opp	424-1425	.298	*	*	158-296	.534	925	42.1	397	1006	45.7
1975-76	12-9	406-1226	.342	*	*	200-386	.519	843	42.2	417	1012	50.6
	Opp	361-1050	.346	*	*	204-371	.550	802	40.1	432	924	46.2
1976-77	10-11	482-1365	.353	*	*	250-396	.631	960	46.0	397	1214	57.8
	Opp	542-1440	.376	*	*	180-327	.550	1053	50.1	411	1266	60.3
1977-78	8-17	538-1388	.388	*	*	305-514	.593	1017	40.7	491	1381	55.2
	Opp	647-1584	.405	*	*	334-520	.642	1021	40.8	523	1613	64.5
1978-79	16-12	731-1643	.445	*	*	336-495	.679	1084	38.7	544	1798	64.2
	Opp	667-1709	.390	*	*	335-503	.666	1033	36.9	535	1669	59.6
1979-80	20-12	890-1963	.453	*	*	405-589	.688	1312	41.0	632	2185	68.3
	Opp	728-1934	.376	*	*	438-688	.637	1176	36.8	564	1894	59.2
1980-81	22-10	862-1929	.447	*	*	349-521	.670	1194	37.3	583	2073	64.8
	Opp	718-1803	.398	*	*	379-595	.637	1155	36.1	541	1815	56.7
1981-82	17-11	778-1665	.467	*	*	324-493	.657	1062	37.9	525	1880	67.1
	Opp	617-1521	.406	*	*	376-558	.674	870	31.1	496	1610	57.5
1982-83	15-13	830-1886	.440	*	*	301-467	.645	1224	43.7	602	1961	70.0
	Opp	740-1721	.430	*	*	419-467	.656	1014	36.2	477	1899	67.8
1983-84	22-7	907-1805	.502	*	*	373-519	.719	1167	40.2	576	2187	75.4
	Opp	758-1799	.421	*	*	382-569	.671	956	33.0	528	1898	65.4
1984-85	21-8	863-1835	.470	*	*	355-522	.680	1097	37.8	604	2081	71.8
	Opp	705-1638	.430	*	*	387-584	.663	1005	34.7	511	1797	62.0
1985-86	26-3	903-1955	.462	*	*	486-689	.705	1136	39.2	657	2292	79.0
	Opp	710-1591	.446	*	*	436-686	.636	1055	36.4	590	1856	64.0
1986-87	26-5	946-2048	.464	*	*	459-677	.678	1221	39.4	457	2351	75.8
	Opp	758-1747	.434	*	*	362-551	.657	1083	34.9	416	1878	60.6
1987-88	27-5	938-2104	.446	98-294	.333	505-749	.674	1241	38.8	611	2479	77.5
	Opp	803-1866	.430	67-185	.362	427-636	.671	1244	38.9	624	2100	65.6
1988-89	21-10	933-2050	.455	120-330	.364	494-696	.710	1202	38.8	612	2480	80.0
	Opp	901-1978	.456	64-184	.348	432-633	.682	1227	39.6	606	2298	74.1
1989-90	29-6	999-2185	.457	113-315	.359	552-802	.688	1488	42.5	695	2663	76.1
	Opp	842-2093	.402	101-302	.334	560-806	.695	1254	35.8	681	2345	67.0
1990-91	31-3	1131-2337	.484	135-364	.371	615-915	.672	1466	43.1	673	3012	88.6
	Opp	814-2008	.405	72-245	.294	507-790	.642	1273	37.4	745	2207	64.9
1991-92	32-2	1058-2202	.480	106-294	.360	566-829	.683	1556	45.8	605	2788	82.0
	Opp	750-2007	.374	105-358	.290	415-625	.664	1112	32.7	709	2020	59.4
1992-93	26-6	1020-2077	.491	82-309	.265	473-772	.613	1491	46.6	617	2595	81.1
	Opp	764-2005	.381	126-433	.291	426-621	.686	1090	34.1	654	2080	65.0
1993-94	27-5	893-1897	.471	95-297	.320	514-761	.675	1329	41.5	511	2395	74.8
	Opp	770-1906	.404	136-424	.321	334-471	.709	1038	32.4	647	2010	62.8
1994-95	27-5	961-2016	.477	136-398	.342	429-649	.661	1348	42.1	570	2487	77.7
	Opp	713-1909	.373	130-459	.283	362-550	.658	1122	35.1	601	1918	59.9
1995-96	26-7	954-2109	.452	158-482	.328	472-744	.634	1463	44.3	638	2538	76.9
	Opp	688-1887	.365	104-390	.267	410-645	.636	1205	36.5	640	1890	57.3
1996-97	23-8	848-1864	.455	158-488	.324	422-628	.672	1332	43.0	617	2276	73.4
	Opp	609-1781	.342	113-436	.259	430-650	.662	1115	36.0	572	1761	56.8
1997-98	19-10	746-1819	.410	146-509	.287	398-611	.651	1151	39.7	637	2036	70.2
	Opp	664-1694	.392	121-386	.313	483-727	.664	1193	41.1	539	1932	66.6
1998-99	20-9	806-1828	.441	124-428	.290	466-658	.708	1155	39.8	650	2202	75.9
	Opp	621-1627	.382	127-386	.329	498-756	.659	1096	37.8	586	1867	64.4
1999-00	25-9	877-2000	.438	180-541	.333	519-749	.693	1250	36.8	644	2453	72.1
	Opp	775-2022	.383	145-522	.278	527-720	.732	1301	38.3	680	2222	65.4
2000-01	18-14	865-1990	.435	189-516	.366	390-631	.618	1255	39.2	653	2309	72.2
	Opp	764-1892	.404	118-395	.299	514-756	.680	1237	38.7	633	2160	67.5
2001-02	17-13	709-1742	.407	158-483	.327	413-618	.668	1117	37.2	564	1989	66.3
	Opp	703-1719	.409	119-392	.304	457-655	.698	1128	37.6	561	1982	66.1
2002-03	17-14	689-1772	.389	142-442	.321	434-668	.650	1205	38.9	616	1954	63.0
	Opp	665-1771	.375	119-390	.305	477-723	.660	1206	38.9	634	1926	62.1
2003-04	13-16	666-1676	.397	133-454	.293	385-546	.705	1068	36.8	528	1850	63.8
	Opp	671-1600	.304	110-362	.304	408-618	.660	1024	35.3	530	1860	64.1
2004-05	21-11	798-1912	.417	132-453	.291	438-673	.651	1281	40.0	533	2166	67.7
	Opp	720-1836	.392	128-422	.303	411-619	.664	1137	35.5	579	1979	61.8
2005-06	20-12	810-1992	.407	117-409	.286	402-601	.669	1200	37.5	549	2139	66.8
	Opp	681-1678	.406	124-423	.293	426-607	.702	1148	35.9	554	1912	59.8
2006-07	19-15	906-2130	.425	151-506	.298	510-699	.730	1342	39.5	574	2473	72.7
	Opp	905-2176	.416	182-516	.353	437-606	.721	1295	38.1	616	2429	71.4
2007-08	24-10	934-2092	.446	141-392	.360	531-751	.707	1326	39.0	585	2540	74.7
	Opp	818-2015	.406	136-457	.298	403-607	.664	1205	35.4	625	2175	64.0
2008-09	24-10	911-2232	.408	125-426	.293	529-764	.692	1455	42.8	591	2476	72.8
	Opp	815-2010	.405	183-571	.320	437-622	.703	1235	36.3	643	2250	66.2
2009-10	21-10	768-1937	.396	102-406	.251	522-709	.736	1256	40.5	570	2160	69.7
	Opp	668-1736	.385	185-573	.323	426-613	.695	1142	36.8	592	1947	62.8
2010-11	19-16	811-2088	.388	138-442	.312	578-826	.700	1384	39.5	634	2338	66.8
	Opp	800-1988	.402	195-579	.337	462-662	.698	1310	37.4	687	2257	64.5



YEAR-BY-YEAR STATS

Year	Record	FGM-FGA	PCT	3FGM-A	PCT	FTM-A	PCT	REB	AVG	PF	PTS	AVG
2011-12	25-11	804-2107	.382	134-475	.282	539-725	.743	1307	36.3	549	2281	63.4
	Opp	712-1896	.376	176-641	.275	348-532	.654	1365	37.9	581	1948	54.1
2012-13	16-14	653-1646	.397	117-417	.281	434-586	.741	1156	38.5	497	1857	61.9
	Opp	655-1716	.382	188-570	.330	303-449	.675	1049	35.0	522	1801	60.0
2013-14	14-17	776-1935	.401	164-509	.322	463-644	.719	1139	36.7	599	2179	70.3
	Opp	766-1749	.438	204-626	.326	383-589	.650	1203	38.8	593	2119	68.4
2014-15	17-14	775-1809	.428	175-484	.362	362-508	.713	1134	36.6	537	2087	67.3
	Opp	736-1809	.407	169-590	.286	338-494	.684	1122	36.2	524	1979	63.8
2015-16	18-16	794-1986	.400	179-533	.336	391-518	.755	1178	34.6	593	2158	63.5
	Opp	767-1877	.409	167-565	.296	374-560	.668	1243	36.6	570	2075	61.0
2016-17	20-13	777-1887	.412	162-471	.344	368-534	.689	1250	37.9	551	2084	63.2
	Opp	668-1850	.361	173-654	.265	335-520	.644	1197	36.3	557	1844	55.9
2017-18	19-15	756-1875	.403	199-577	.345	339-469	.723	1203	36.5	531	2050	62.1
	Opp	738-1906	.387	205-650	.315	339-491	.690	1185	35.9	529	2020	61.2
2018-19	12-19	643-1793	.359	173-601	.288	359-474	.757	1153	37.2	413	1818	58.6
	Opp	769-1857	.414	231-683	.338	272-683	.338	1153	37.2	435	2041	65.8
2019-20	13-17	662-1673	.396	129-414	.312	389-533	.730	1080	36.0	524	1842	61.4
	Opp	667-1716	.389	202-650	.311	356-506	.704	1068	35.6	530	1892	63.1
2020-21	13-17	95-261	.364	22-63	.349	46-69	.667	159	31.8	79	258	51.6
	Opp	123-293	.420	27-84	.321	51-77	.675	195	39.0	83	325	65.0
2021-22	5-11	554-1501	.369	104-399	.261	274-433	.633	947	35.1	522	1486	55.0
	Opp	600-1474	.407	164-502	.327	404-555	.728	990	36.7	455	1768	65.5

HOME ATTENDANCE



UVA BIGGEST HOME CROWDS

Att.	Opponent	Result	Date
11,895	Tennessee\$	L, 63-77	11/22/09
11,174	North Carolina	L, 58-60	2/5/86
10,048	Bowling Green\$	W, 68-39	12/8/15
10,000	NC A&T\$	W, 67-57	11/20/18
8,864	NC State	W, 95-78	2/23/91
8,715	Vanderbilt^	W, 70-58	3/28/92
8,662	Maryland	L, 65-67	1/15/92
8,379	Tennessee^	L, 46-52	3/25/96
8,185	West Virginia^	W, 103-83	3/26/92
7,300	G. Washington^	W, 97-58	3-22-92
7,261	NC State	W, 101-70	1/11/92
7,107	Maryland \$	L, 74-83	2/11/07
7,034	North Carolina	W, 69-59	3/2/03
7,001	Virginia Tech\$	W, 70-57	1/13/08
7,001	Wake Forest	W, 57-54	2/27/05
6,954	Florida State	L, 71-73	2/22/04
6,938	Clemson	W, 85-52	1/18/92
6,923	Duke	W, 93-48	2/15/92
6,887	Florida State	W, 79-45	2/18/95
6,516	Clemson	W, 83-64	2/26/06
6,474	Georgia Tech	W, 79-74	1/25/92
6,460	Florida State	W, 81-43	1/27/92
6,450	Tennessee\$	W, 69-64	11/20/11
6,379	North Carolina	W, 63-52	2/26/92
6,281	Virginia Tech\$	W, 69-61	2/8/09
6,264	Virginia Tech\$	W, 55-46	2/28/10
6,200	Duke	W, 86-61	2/9/91
6,093	SW Missouri St.^	W, 67-63	3/19/94
5,891	Maryland	W, 56-41	2/26/95
5,872	NC State	W, 79-73	1/17/93
5,808	NC State	W, 60-51	2/20/00
5,750	Maryland	W, 75-46	1/24/96
5,740	Florida^	W, 69-55	3/21/93
5,656	Texas	W, 77-47	12/7/91
5,655	NC State	W, 91-66	2/9/97
5,620	Maryland	W, 87-73	2/23/93
5,613	Connecticut	W, 64-43	2/17/92
5,600	Maryland	W, 76-59	1/16/91
5,595	Florida State	W, 76-68	1/30/93
5,569	Florida State	W, 73-55	2/21/99
5,559	North Carolina\$	L, 82-90	2/15/08
5,550	North Carolina	W, 83-74	2/9/94
5,533	Fordham	W, 105-55	12/29/94
5,500	Clemson	W, 89-62	2/16/91
5,473	North Carolina	L, 68-79	1/18/99
5,423	Virginia Tech\$	W, 8064	2/16/14
5,355	North Carolina	W, 76-73	2/11/01
5,215	Duke	W, 78-62	1/10/95
5,117	Notre Dame\$	W, 90-60	1/26/20
5,103	North Carolina	L2OT, 84-85	2/15/98
5,085	Pennsylvania	W, 92-66	11/27/93
5,060	NC State	W, 79-73	1/17/93
5,045	Georgia Tech	W, 88-75	1/22/94
5,020	Duke	W, 76-57	1/9/93
5,012	Clemson\$	W, 65-48	2/21/16
5,000	Georgia Tech	W, 98-94	2/2/91
5,000	North Carolina	L, 60-62	2/3/82

^ NCAA Tournament
\$ John Paul Jones Arena

The Virginia women's basketball team averaged close to 4,000 fans per game in the 1990s. Virginia was one of the first teams in the country to consistently average over 3,000 fans per game.

Year	Games	Home	Avg.	Away	Avg.	Neutral	Avg.	Total	Avg.
1981-82	28	11,648	971	6,270	570	1,750	350	19,668	702
1982-83	28	3,794	316	13,066	1,188	6,063	1,213	22,923	819
1983-84	29	10,508	751	5,888	535	5,290	1,323	21,686	748
1984-85	29	10,072	775	14,416	1,311	3,762	752	8,322	1,321
1985-86	29	26,188	1,746	4,437	555	4,772	795	35,397	1,221
1986-77	31	12,481	892	21,696	1,669	8,700	2,175	42,877	1,383
1987-88	32	14,155	1,011	7,914	791	12,326	1,541	34,395	1,075
1988-89	31	18,039	1,127	11,574	1,052	5,830	1,458	35,443	1,143
1989-90	35	16,813	1,201	16,817	1,401	35,515	3,946	69,145	1,976
1990-91	34	57,914	3,861	34,674	3,467	33,415	3,713	126,003	3,706
1991-92	34	106,969	6,292	45,157	3,763	27,504	5,501	179,624	5,283
1992-93	32	69,134	4,609	32,194	3,219	29,960	4,280	131,288	4,103
1993-94	32	72,306	4,519	25,085	2,280	17,725	3,545	115,116	3,597
1994-95	32	66,560	4,754	40,791	3,708	26,307	3,758	133,658	4,177
1995-96	32	75,261	4,181	36,580	3,048	8,971	2,990	120,812	3,661
1996-97	31	50,264	3,590	32,549	2,504	17,703	4,251	99,816	3,220
1997-98	29	42,547	3,273	27,199	2,092	11,193	3,731	80,939	2,791
1998-99	29	51,368	3,425	24,971	2,270	19,823	6,608	96,162	3,316
1999-00	34	55,571	3,269	21,112	1,919	23,835	3,972	100,518	2,956
2000-01	32	52,212	3,481	25,496	1,961	20,071	5,017	97,779	3,055
2001-02	30	42,051	3,004	29,035	2,420	23,835	5,959	94,921	3,164
2002-03	31	48,180	3,706	43,585	3,113	23,692	5,923	115,457	3,724
2003-04	29	45,403	3,243	21,346	1,941	12,958	3,240	79,707	2,749
2004-05	32	44,848	2,803	32,350	3,235	32,006	5,334	109,204	3,413
2005-06	32	47,282	2,956	27,390	2,490	21,800	4,360	96,472	3,015
2006-07	34	69,688	3,668	34,598	3,145	10,441	2,610	114,727	3,374
2007-08	34	58,460	3,439	39,488	3,949	19,595	2,799	117,543	3,457
2008-09	34	58,122	3,419	49,836	4,531	18,321	3,054	126,279	3,714
2009-10	31	65,506	3,853	26,211	2,621	8,354	2,088	100,071	3,228
2010-11	35	57,908	3,048	40,095	3,341	5,934	1,484	103,937	2,970
2011-12	36	63,039	3,151	24,968	2,080	15,497	3,874	103,504	2,875
2012-13	30	56,467	3,764	16,983	1,415	6,066	2,022	79,0516	2,651
2013-14	31	52,558	3,754	20,848	1,737	6,673	1,335	80,079	2,583
2014-15	31	56,671	3,334	35,394	2,606	4,114	2,062	92,056	2,969
2015-16	34	57,598	3,600	38,364	2,589	2,112	528	98,074	2,884
2016-17	33	48,749	3,250	39,572	2,447	1,328	339	89,649	2,716
2017-18	33	49,597	3,100	43,551	3,600			93,148	3,326
2018-19	31	53,344	3,334	45,440	3,473	7,232	1,808	98,784	3,186
2019-20	30	36,901	2,636	43,057	2,816	3,632	1,816	84,590	2,819
2020-21	5	750	250	1758	879	n/a	n/a	2,508	501
2021-22	27	23,007	1,643	21,926	1,827	3,619	3,619	48,552	1,798

UNIVERSITY HALL

Year	W	L	Pct.
1973-74	5	2	.714
1974-75	5	2	.714
1975-76	7	4	.636
1976-77	7	4	.636
1977-78	4	6	.400
1978-79	8	3	.727
1979-80	13	3	.813
1980-81	11	4	.733
1981-82	10	2	.833
1982-83	9	3	.750
1983-84	13	1	.929
1984-85	11	2	.846
1985-86	13	2	.867
1986-87	14	0	1.000
1987-88	14	0	1.000
1988-89	13	3	.813
1989-90	13	1	.929
1990-91	14	1	.933
1991-92	16	1	.941
1992-93	15	0	1.000
1993-94	16	0	1.000
1994-95	14	0	1.000
1995-96	15	3	.833
1996-97	12	2	.857
1997-98	10	3	.769
1998-99	12	3	.800
1999-00	16	1	.847
2000-01	12	3	.800
2001-02	10	4	.714
2002-03	11	2	.846
2003-04	7	7	.500
2004-05	12	4	.750
2005-06	11	5	.688

U-Hall 302-149 (33 years)

JOHN PAUL JONES ARENA

Year	W	L	Pct.
2006-07	13	6	.684
2007-08	14	3	.824
2008-09	15	2	.882
2009-10	13	4	.765
2010-11	13	6	.684
2011-12	17	3	.850
2012-13	10	5	.667
2013-14	9	5	.642
2014-15	13	4	.764
2015-16	10	6	.625
2016-17	12	3	.800
2017-18	10	6	.625
2018-19	8	8	.500
2019-20	9	5	.642
2020-21	0	5	.000
2021-22	3	11	.214

JPJA: 169-78 (16 years)

Home Record
Totals 471 233 .669

ALL TIME RECORD

Overall: 945-518 (.646) 49 seasons
ACC: 374-256 (.593)



ALL-TIME NATIONAL RANKINGS

1980-81	AP
01/05/81	20
01/13/81	18
01/20/81	15
01/27/81	17
02/03/81	16
02/10/81	16
02/17/81	17
02/24/81	16
03/03/81	20

1983-84	AP
12/11/83	19
12/18/83	18
12/25/83	18
01/01/84	-
01/08/84	20
01/15/84	19
01/22/84	16
01/29/84	17
02/05/84	14
02/12/84	11
02/19/84	14
02/26/84	15
03/04/84	18
Final	18

1984-85	AP	USAT
11/18/84	15	
11/26/84	13	
12/02/84	10	
12/09/84	11	
12/16/84	10	
12/24/84	11	
12/30/84	11	
01/06/85	11	
01/13/85	15	
01/20/85	17	17
01/27/85	15	17
02/03/85	16	17
02/10/85	17	17
02/17/85	16	16
02/24/85	20	20
03/03/85	-	21
03/10/85	-	21
Final	-	20

1985-86	AP	USAT
11/12/85	18	16
12/01/85	10	11
12/08/85	7	6
12/15/85	6	6
12/22/85	5	5
12/29/85	5	5
01/05/86	4	5
01/12/86	4	4
01/19/86	4	4
01/26/86	3	3
02/02/86	3	3
02/09/86	5	5
02/16/86	5	4
02/23/86	5	3
03/02/86	6	8
03/11/86	6	6
Final	6	14

1986-87	AP	USA
11/18/86	9	7
12/02/86	8	7
12/09/86	8	7
12/16/86	8	7
12/23/86	4	4
12/30/86	4	4
01/06/87	4	4
01/13/87	4	4
01/20/87	6	6
01/27/87	6	6
02/02/87	6	7
02/09/87	8	9
02/16/87	7	9
02/23/87	9	10
03/03/87	9	10
03/10/87	9	11
Final	11	1

1987-88	AP	USAT
11/23/87	7	9
11/30/87	7	8
12/07/87	6	6
12/14/87	6	6
12/21/87	6	6
12/28/87	6	6
01/04/88	7	7
01/11/88	7	7
01/18/88	7	7
01/25/88	6	6
02/01/88	6	6
02/08/88	8	7
02/15/88	7	7
02/22/88	9	10
02/29/88	9	9
03/07/88	7	7
03/15/88	7	10
Final	10	7

1988-89	AP	USAT
11/21/88	11	11
11/28/88	10	8
12/05/88	7	14
12/12/88	14	14
12/19/88	14	14
12/26/88	14	15
01/02/89	13	13
01/09/89	12	12
01/16/89	13	16
01/23/89	15	16
01/30/89	15	16
02/06/89	14	14
02/13/89	14	14
02/20/89	18	18
02/26/89	20	21
03/06/89	-	22
03/14/89	-	19
Final	-	15

1989-90	AP	USAT
11/20/89	15	14
11/27/89	15	16
12/04/89	12	11
12/11/89	12	12
12/18/89	10	12
01/01/90	10	8
01/08/90	12	12
01/14/90	9	9
01/21/90	12	12
01/28/90	12	12
02/05/90	12	12
02/12/90	11	12
02/19/90	10	11
02/26/90	15	14
03/05/90	13	14
03/12/90	13	12
Final	12	4

1990-91	AP	USAT
11/19/90	1	1
11/27/90	1	1
12/05/90	1	1
12/11/90	1	1
12/18/90	1	1
12/26/90	1	1
01/02/91	1	1
01/08/91	2	2
01/15/91	1	1
01/22/91	1	1
01/29/91	1	1
02/05/91	1	1
02/12/91	1	1
02/19/91	1	1
02/26/91	1	1
03/06/91	2	3
Final	2	2

1991-92	AP	USAT
11/19/91	2	no poll
11/26/91	2	2
12/3/91	2	2
12/10/91	2	2
12/17/91	1	1
12/24/91	1	1
12/31/91	1	1
01/07/92	1	1
01/14/92	1	1
01/20/92	2	2
01/28/92	2	2
02/04/92	2	2
02/11/92	2	2
02/18/92	1	1
02/25/92	1	1
03/02/92	1	1
03/10/92	1	1
03/17/92	1	1
Final	1	2

1992-93	AP	USAT
Preseason	6	7
12/07/92	6	4
12/14/92	5	5
12/21/92	5	5
12/28/92	5	5
01/04/93	9	9
01/11/93	8	8
01/18/93	10	10
01/25/93	11	11
02/01/93	11	11
02/08/93	14	14
02/15/93	11	12
02/22/93	11	11
03/01/93	10	10
03/08/93	10	10
03/16/93	10	7
Final	9	6

1993-94	AP	
USAToday		
11/17/93	10	9
11/29/93	10	10
12/06/93	8	8
12/13/93	14	14
12/20/93	13	14
12/27/93	13	13
01/03/94	17	13
01/10/94	15	15
01/17/94	12	11
01/24/94	12	12
01/31/94	10	11
02/07/94	9	9
02/14/94	6	4
02/21/94	9	8
02/28/94	8	7
03/07/94	8	7
03/15/98	8	11
Final	10	12

1994-95	AP	USAT
Preseason	7	9
11/21/94	8	9
11/27/94	14	14
12/05/94	12	12
12/12/94	13	12
12/19/94	12	12
12/26/94	11	12
01/02/94	11	12
01/09/95	9	11
01/16/95	12	14
01/23/95	12	12
01/30/95	12	12
02/06/95	8	9
02/13/95	6	7
02/20/95	6	7
02/27/95	6	7
03/06/95	9	10
03/13/95	10	10
Final	10	6

1995-96	AP	USAT
Preseason	3	2
11/21/95	6	7
11/28/95	5	7
12/05/95	5	5
12/12/95	5	6
12/19/95	6	7
12/26/95	6	7
01/02/96	5	5
01/09/96	8	7
01/16/96	7	7
01/23/96	7	7
01/30/96	9	9
02/06/96	9	8
02/13/96	10	10
02/19/96	9	10
02/26/96	8	9
03/04/96	11	11
03/11/96	11	10
Final	11	6

1996-97	AP	USAT
Preseason	10	9
11/18/96	7	7
11/25/96	14	14
12/02/96	12	11
12/09/96	14	11
12/16/96	12	11
12/23/96	10	11
12/30/96	9	10
01/06/97	13	13
01/13/97	8	8
01/20/97	7	7
01/27/97	8	7
02/03/97	10	8
02/10/97	9	8
2/17/97	11	9
2/24/97	13	10
03/03/97	14	12
03/10/97	14	12
Final	12	14

1997-98	AP	USAT
Preseason	13	13
11/18/97	12	13
11/25/97	10	12
12/02/97	9	10
12/09/97	12	17
12/16/97	10	12
12/23/97	10	10
12/30/97	9	9
01/06/98	9	9
01/13/98	15	12
01/19/98	11	10
01/26/98	16	13
02/02/98	13	13
02/09/98	12	12
02/16/98	15	14
02/23/98	15	15
03/02/98	18	18
03/09/98	18	17
Final	17	23

1998-99	AP	USAT
Preseason	8	14
11/16/98	8	14
11/23/98	17	19
11/30/98	15	18
12/07/98	19	24
12/14/98	22	22
12/21/98	23	23
12/28/98	22	22
02/04/99	22	22
01/11/99	22	23
01/18/99	19	21
01/25/99	19	18
02/01/99	16	16
02/08/99	18	17
02/15/99	17	17
02/22/99	19	18
03/01/99	19	20
03/08/99	20	20
Final	20	20

1999-2000	AP	USAT
Preseason	-	25
01/24/00	25	24
01/31/00	24	23
02/07/00	22	21
02/14/00	21	22
02/21/00	16	16
02/28/00	16	17
03/06/00	19	19
03/13/00	19	19
04/03/00	19	14

2000-01	AP	USA
Preseason	15	15
11/13/00	13	-
11/20/00	16	15
11/27/00	20	17
12/04/00	24	20
12/12/00	25	21
12/18/00	-	23
12/25/00	-	24
01/01/01	-	25
01/15/01	25	24
01/22/01	-	24
01/29/01	-	25
02/05/01	-	24
2/12/01	-	24

2007-08	AP	USAT
03/03/08	25	25
03/10/08	24	23
03/17/08	24	23
Final	24	22

2008-09	AP	USAT
Preseason	15	15
11/17/08	16	11
11/24/08	16	15
12/01/08	20	19
12/08/08	17	15
12/15/08	17	15
12/22/08	16	15
12/29/08	16	15
01/05/09	15	14
01/12/09	14	12
01/19/09	16	14
01/26/09	19	18
02/02/09	17	15
02/09/09	17	15
02/16/09	23	21
02/23/09	22	19
03/02/09	24	20
03/09/09	24	22
Final	24	24

2009-10	AP	USAT
Preseason	14	18
11/16/09	12	17
11/23/09	16	18
11/30/09	14	15
12/07/09	19	19
12/14/09	19	

ALL-TIME UPSETS



UPSET CITY

Since 1977, the Cavaliers have 57 victories over teams that were ranked higher at the time of the meeting, including 26 times an unranked UVA team has downed a ranked opponent:

UVA has beaten	UVA	Date
#1 Maryland, 75-74	A	#2 2/11/92
#2 Louisiana Tech, 77-66	H	#8 12/20/86
#3 Tennessee, 69-64	H	NR 11/20/11
#3 NC State, 80-73	A	NR 1/17/00
#3 North Carolina, 83-74	H	#9 2/09/94
#4 Florida State, 60-51	H	NR 2/16/17
#4 North Carolina, 77-75	A	#15 1/12/94
#4 Tennessee, 79-75 OT*	N	#12 3/24/90
#5 Tennessee, 83-82	A	#16 11/17/08
#5 North Carolina, 88-78	A	#12 2/5/95
#5 North Carolina, 80-64	H	#12 1/31/95
#6 Old Dominion, 77-70	H	NR 1/14/82
#6 Old Dominion, 72-60*	H	#11 3/23/96
#6 Maryland, 86-72	H	NR 1/23/14
#7 NC State, 60-51	H	#21 2/20/00
#7 North Carolina, 105-100 3OT	A	#15 1/15/98
#7 Vanderbilt, 65-49	H	#14 12/1/96
#8 Louisville, 75-59	H	NR 3/1/15
#8 North Carolina, 69-59	H	NR 3/2/03
#8 Maryland, 89-81	H	#18 1/30/09
#8 Auburn, 84-71	N	#18 11/29/85
#8 Louisiana Tech, 63-62*	N	#10 3/23/95
#8 Rutgers, 89-75*	N	#10 3/24/88
#9 North Carolina, 87-68	H	NR 1/6/00
#9 Duke, 61-49	H	#25 1/30/00
#9 UNLV, 74-73	H	#15 12/2/89
#9 NC State, 67-64 OT*	N	#13 3/5/90
#10 Clemson, 67-66	A	#22 1/2/99
#11 Maryland, 60-57	A	NR 2/13/11
#11 Florida State, 68-63	A	#19 2/24/09
#11 Maryland, 71-57	H	#17 1/28/81
#11 NC State, 64-62	A	#13 1/11/97
#12 North Carolina, 73-67	H	#14 2/9/93
#14 Clemson, 77-76	A	#19 1/21/84
#15 Penn State, 88-69	H	NR 12/3/83
#15 Ohio State, 68-65	H	#17 1/8/94
#15 Clemson, 75-55	H	#19 1/31/99
#16 NC State, 77-64	H	NR 1/2/01
#16 NC State, 75-64	H	#20 1/12/84
#16 Maryland, 77-61	H	#17 1/31/84
#17 Boston College, 74-70*	H	#19 3/19/00
#17 Vanderbilt, 73-66	N	NR 11/23/12
#17 Florida State, 85-68	H	NR 1/19/14
#18 Virginia Tech, 78-59	A	NR 1/16/06
#18 Clemson, 83-75	H	NR 1/5/84
#19 Virginia Tech, 76-27	H	NR 1/26/17
#20 North Carolina, 82-78 2OT	H	#21 2/15/10
#20 Maryland, 63-61	H	NR 2/20/05
#21 TCU, 59-55	N	NR 11/27/10
#21 Texas, 86-83	N	NR 11/23/07
#21 Arizona, 70-65	N	NR 11/28/03
#22 Miami, 76-56	H	NR 1/3/16
#22 Old Dominion, 63-55	A	NR 11/22/02
#24 Florida State, 72-60	H	NR 3/3/13
#24 Florida State, 77-62	A	NR 1/31/05
#25 Boston College, 57-54	N	NR 3/2/06
#25 Michigan, 78-64	N	NR 12/28/02

* = NCAA Tournament
 & = ACC Tournament
 ** = National Championship game (New Orleans, La.)
 Associated Press rankings

FLIP SIDE

Conversely, the Cavaliers have been upset 16 times when ranked among the nation's Top 10:

UVA has lost to Opp	UVA	Date
#4 Penn State, 71-73	H	#1 1/3/91
#3 Maryland, 65-67	H	#1 1/15/92
#4 Tennessee, 67-70 OT**	N	#2 3/31/91
#5 Rutgers, 58-81	A	#4 1/13/87
#12 Maryland, 79-83	A	#6 2/3/88
#22 Duke, 82-83 OT*	N	#6 3/4/95
#10 Maryland, 70-76*	N	#7 3/7/88
#18 Clemson, 45-57	A	#7 1/28/96
#15 Connecticut, 63-74	A	#8 12/11/93
#16 Kansas, 84-86	N	#8 11/25/94
#22 Clemson, 67-75*	N	#8 3/2/96
NR Duke, 74-84	A	#9 1/16/90
#13 Ohio State, 84-91	A	#9 1/2/93
#14 Duke, 69-72	H	#9 2/10/96
#21 Clemson, 44-58	H	#9 1/4/97
#17 NC State, 59-67	H	#9 1/11/98

* = NCAA Tournament
 & = ACC Tournament
 ** = National Championship game (New Orleans, La.)
 Associated Press ranking

AGAINST THE BEST

Virginia has faced the nation's No. 1 ranked team 14 times:

UVA has played	UVA	Date
#1 Old Dominion, L 56-95	N	NR 3/2/80
#1 Old Dominion, L 58-80	A	#10 12/4/84
#1 Tennessee, L 76-84*	N	#10 3/26/88
#1 Tennessee, L 47-80*	N	NR 3/23/89
#1 Maryland, W, 75-74	A	#2 2/11/92
#1 Tennessee, L, 73-84	N	#12 12/9/94
#1 Connecticut, L 63-67*	A	#10 3/25/95
#1 Duke, L 59-60	H	NR 1/9/03
#1 Duke, L 52-63	H	NR 1/18/04
#1 Duke, L 65-87	H	NR 1/14/05
#1 North Carolina, L 60-72	H	NR 2/12/06
#1 North Carolina, L 56-82*	N	NR 3/3/06
#1 Duke, L 61-76	H	NR 2/2/07
#1 Duke, L 58-79*	N	NR 3/2/07

VIRGINIA'S 100-POINT GAMES (35-0)

123	at #3 NC State (120) (3ot), 1/12/91	103	vs. Coppin State (40), 11/13/16
120	vs. Cleveland State (53), 11/29/95	103	vs. Georgia Tech (101), 3/2/08
116	vs. St. Francis (63), 11/27/00	103	vs. Pittsburgh (56), 11/25/95
115	vs. Rider (60), 12/3/94	103	vs. #14 West Virginia (83), 3/26/92
115	vs. Maine (57), 11/24/84	103	vs. Lafayette (41), 12/7/90
111	vs. Brown (49), 12/28/98	103	vs. Central Conn. (59), 11/12/17
111	at Maryland (74), 2/20/91	102	vs. Towson (44), 12/11/98
110	vs. USC Upstate, 11/18/09	102	vs. St. Francis (45), 12/19/90
110	vs. Morgan State (49), 12/10/92	102	vs. Liberty (61), 1/8/89
110	vs. Fairfield (64), 11/22/91	101	vs. #12 NC State (70), 1/11/92
110	vs. Scranton (50), 12/2/83	101	vs. VCU (55), 12/19/91
107	at #24 Georgia Tech (81), 1/23/93	101	at University of Pacific (79), 1/1/87
107	vs. Georgetown (44), 12/3/88	100	vs. Delaware State (62), 12/06/14
106	vs. Alabama State (21), 12/29/96	100	vs. Cleveland State (60), 12/16/06
106	vs. #12 Maryland (103) (3ot), 3/8/93	100	vs. Mount St. Mary's (61), 11/10/00
105	at #7 North Carolina (100) (3OT), 1/15/98	100	vs. Grambling (79), 11/26/99
105	vs. Fordham (55), 12/29/94	100	vs. Manhattan (55), 3/15/96
105	vs. Marshall (73), 12/3/93		
105	vs. Wake Forest (58), 1/7/87		



ALL-TIME RESULTS

1973-74

Head Coach—Barbara Kelly

Home 5-2, Away 5-2, Neutral 0-1
Stat Leaders: Chris Dawson 10.2 ppg, 12.8 rpg

N 30	at Mary Washington	W	37-32
D 4	at Norfolk State	W	37-33
D 12	OLD DOMINION	W	46-40
J 17	VIRGINIA COMM.	L	53-46
J 25	RAND. MACON-WC	W	44-31
J 26	NORFOLK STATE	W	43-36
F 4	VIRGINIA TECH	L	39-33
F 7	at Roanoke	L	52-34
F 13	VIRGINIA STATE	W	43-41
F 18	at Lynchburg	W	52-36
F 20	MARY WASHINGTON	W	44-23
F 21	at Emory & Henry	L	53-41
F 22	at Mary Washington	W	58-41
F 23	at Virginia State	W	37-35
F 24	vs. Virginia Comm.+	L	25-24

+ VAAW (Williamsburg, Va.)

1974-75

Head Coach—Barbara Kelly

Home 5-2, Away 8-4, Neutral 2-1
Stat Leaders: Chris Dawson 12.7 ppg; Leslie Berens 12.6 rpg

N 19	at Hollins	W	46-26
N 21	at Mary Washington	W	50-29
N 26	at Longwood	L	53-43
D 7	NC STATE	L	57-45
D 10	at VCU	L	52-47
J 16	at Roanoke	W	51-36
J 18	at Radford	L	52-44
J 21	at Eastern Mennonite	W	59-39
J 27	at Old Dominion	L	57-55
J 29	NORFOLK STATE	L	52-40
J 31	LYNCHBURG	W	58-25
F 5	VIRGINIA TECH	W	57-45
F 8	at Bridgewater	WOT	57-52
F 11	at Randolph Macon-WC	W	60-53
F 13	at Mary Baldwin	W	51-48
F 15	CLINCH VALLEY	W	61-50
F 17	at Virginia State	W	51-49
F 19	EMORY & HENRY	W	61-42
F 22	WILLIAM & MARY	W	37-33
F 27	vs. Radford+	L	57-37
F 29	vs. Longwood+	W	56-52
M 1	vs. Bridgewater+	W	54-47

+ VAAW (Lynchburg, Va.)

1975-76

Head Coach—Dan Bonner

Home 7-4, Away 4-3, Neutral 1-2
Stat Leaders: Kathy Williams 10.2 ppg; Mimi Hoffman 7.6 rpg

D 2	at Mary Washington	W	41-19
D 4	at Randolph Macon-WC	W	47-45
D 8	at Sweet Briar	W	72-23
D 10	OLD DOMINION	W	52-38
J 12	HOLLINS	W	53-41
J 14	VIRGINIA TECH	L	48-44
J 16	at Norfolk State	L	58-43
J 20	at Bridgewater	L	47-40
J 23	EMORY & HENRY (forfeit)	W	1-0
J 24	at Radford	L	54-52
J 27	at William & Mary	W	49-46
J 31	NC STATE	L	60-38
F 5	WAKE FOREST (1)	W	71-62
F 6	NORTH CAROLINA (1)	L	49-40
F 9	VIRGINIA COMM.	L	55-47
F 12	ROANOKE	W	61-44
F 14	MARY WASHINGTON	W	60-27
F 18	JAMES MADISON	W	67-57
F 20	Virginia State+	W	57-43
F 26	Longwood+	L	69-54
F 28	vs. Virginia Comm.+	L	39-34

(1) Virginia Invitational (Charlottesville, Va.)
+ VAAW (Bridgewater, Va.)

10-5

1976-77

Head Coach—Dan Bonner

Home 7-4, Away 3-5, Neutral 0-2
Stat Leaders: Kathy Williams 12.4 ppg; Barbara Stenzel 7.4 rpg

D 1	RAND.-MACON (Ash.)	W	47-40
D 3	at Wake Forest	W	67-51
D 4	at North Carolina	L	60-54
D 7	at #20 Old Dominion	L	85-53
D 9	VIRGINIA TECH	W	54-52
J 18	at #16 NC State	L	83-55
J 22	RADFORD	L	64-39
J 26	OLD DOMINION	L	71-38
J 28	NORFOLK STATE	L	52-50
F 31	BRIDGEWATER	W	62-54
F 5	GEORGETOWN	W	60-48
F 8	at Virginia State	L	70-58
F 10	NORTH CAROLINA (1)	W	71-59
F 11	#13 MARYLAND (1)	L	79-67
F 15	at James Madison	L	88-34
F 19	WILLIAM & MARY	W	74-36
F 21	at Virginia Comm.	W	64-51
F 23	at Virginia Tech	W	67-58
F 26	LONGWOOD	W	7-56
M 3	Radford+	L	61-56
M 4	vs. VCU+	LOT	48-47

(1) Virginia Invitational (Charlottesville, Va.)
+ VAAW (Norfolk, Va.)

10-11

1977-78 8-17, 1-5 ACC (6th)

Head Coach—Debbie Ryan

Home 4-6, Away 3-8, Neutral 1-3
Stat Leaders: Paula Shorten 10.2 ppg, 5.8 rpg

N 28	VIRGINIA UNION	W	54-48
D 3	at #9 Old Dominion	L	74-26
D 5	*at Duke	W	73-55
D 8	VIRGINIA STATE	L	73-66
D 20	at North Carolina (2)	L	81-58
D 21	Charleston (2)	L	76-44
J 9	VIRGINIA TECH	W	54-39
J 13	*WAKE FOREST	L	60-59
J 14	*#4 NC STATE	L	77-62
J 17	*NORTH CAROLINA	L	77-66
J 19	at Norfolk State	W	66-64
J 21	*at Clemson	L	86-58
J 23	#7 OLD DOMINION	L	71-49
J 28	at #11 St. Joseph's (Pa.)	L	91-59
J 29	at Villanova	L	64-60
F 1	*at #8 Maryland	L	69-38
F 7	at Radford	L	67-55
F 9	CLEMSON %	L	73-59
F 14	VIRGINIA COMM.	W	55-52
F 16	at Longwood	L	55-42
F 21	JAMES MADISON	W	60-49
F 24	at Bridgewater	W	56-49
M 2	vs. Longwood +	L	63-50
M 3	vs. Virginia Tech +	W	58-38
M 4	vs. Norfolk State +	L	62-54

(2) UNC Christmas Tournament (Chapel Hill, N.C.)
+ VAAW (Norfolk, Va.)
% ACC Tournament (Charlottesville, Va.)
* ACC regular-season contest

15-7

1978-79

Head Coach—Debbie Ryan

Home 8-3, Away 7-5, Neutral 1-4
Stat Leaders: Val Ackerman 16.1 ppg; Jackie LaBerge 7.4 rpg

N 28	at Randolph-Macon (Ash.)	W	75-33
N 30	GEORGE MASON	W	94-47
D 4	NORFOLK STATE	W	54-43
D 6	at #5 Old Dominion	L	79-56
D 18	at Princeton (3)	W	85-56
D 19	Northwestern (3)	L	73-49
J 6	at Campbell	L	87-79
J 8	*at Wake Forest	W	87-54
J 10	*at North Carolina	L	85-56
J 12	PENNSYLVANIA	W	84-37
J 15	at Virginia Union	W	51-41
J 17	at Virginia Tech	W	64-58
J 20	*CLEMSON	L	62-59
J 21	*#3 MARYLAND	L	78-57
J 24	*DUKE	W	68-61
J 26	RADFORD	W	60-43
J 31	*at #6 NC State	L	88-63
F 3	VILLANOVA	L	59-55
F 6	GEO. WASHINGTON	W	54-50
F 8	vs. North Carolina%	L	86-51
F 13	at Virginia Comm.	W	67-60
F 15	at James Madison	L	65-46
F 19	LONGWOOD	W	74-54
F 21	at William & Mary	W	60-45
F 23	BRIDGEWATER	W	77-52
M 1	vs. Virginia Comm.+	W	79-47
M 2	vs. James Madison+	L	73-45
M 3	vs. Radford+	L	53-49

(3) Princeton Christmas Tournament (Princeton, N.J.)
+ VAAW (Blacksburg, Va.)
% ACC Tournament (Raleigh, N.C.)

1979-80

Head Coach—Debbie Ryan

Home 13-3, Away 6-5, Neutral 1-4
Stat Leaders: Melissa Mahony 15.3 ppg; Chrissy Reese 10.5 rpg

N 19	at Longwood	W	69-38
N 24	*GEORGIA TECH (4)	W	85-44
N 25	*DUKE (4)	W	74-58
N 27	VIRGINIA UNION	W	83-40
N 30	CAMPBELL	W	77-60
D 2	at Virginia State	W	76-63
D 4	at Norfolk State	L	57-53
D 17	at Temple	L	58-57
D 29	St. PETER'S	W	52-51
J 2	*WAKE FOREST	W	78-35
J 5	*NORTH CAROLINA	LOT	66-65
J 7	COLORADO	W	65-63
J 12	*at #12 Maryland	L	77-63
J 14	vs. Virginia Tech @	W	48-39
J 16	#2 OLD DOMINION	L	86-51
J 19	*at #16 Clemson	L	88-71
J 23	*at Duke	L	65-63
J 26	NAVY	W	93-67
J 29	at Radford	W	54-49
F 1	*#10 NC STATE	LOT	81-79
F 4	WILLIAM & MARY	W	87-51
F 8	vs. Clemson %	L	78-76
F 13	VIRGINIA COMM.	W	76-33
F 16	at Richmond	W	82-39
F 20	JAMES MADISON	W	78-40
F 23	at George Washington	W	55-53
F 25	at George Mason	W	71-67
F 27	VIRGINIA UNION +	W	67-56
M 2	#1 OLD DOMINION +	L	95-56
M 20	vs. Wayland Baptist &	W	67-62
M 21	vs. North Carolina &	L	68-61
M 22	vs. Drake &	L	67-53

(4) Charlottesville Tipoff Classic (Charlottesville, Va.)
@ Richmond, Va.
% ACC Tournament (College Park, Md.)
+ VAAW (Charlottesville) & NIT Tourney (Amarillo, Tx.)

ALL-TIME RESULTS



1980-81 22-10, 5-2 ACC (4th)

Head Coach—Debbie Ryan

Home 11-4, Away 5-4, Neutral 6-2

Stat Leaders: Melissa Mahony 13.2 ppg; Chrissy Reese 8.0 rpg

N 21	VIRGINIA COMM. (4)	W	95-32
N 22	NAVY (4)	W	54-47
N 25	MOUNT ST. MARY'S	W	76-64
N 29	*at North Carolina	L	55-51
N 30	*at Wake Forest	W	92-51
D 2	VIRGINIA STATE	W	76-41
D 7	at Virginia Union	W	52-44
D 10	*DUKE	W	73-57
D 27	vs. Indiana (5)	W	58-56
D 28	at Queens (5)	W	61-52
D 29	vs. East Carolina (5)	W	58-52
J 3	Virginia Tech @	W	58-43
J 7	GEORGETOWN	W	72-58
J 9	WILLIAM & MARY	W	74-49
J 12	*CLEMSON	W	77-67
J 15	#4 LONG BEACH STATE	L	73-71
J 17	*at Georgia Tech	W	66-42
J 21	GEO. WASHINGTON	W	73-54
J 25	EAST CAROLINA	L	84-78
J 28	*#11 MARYLAND	W	71-57
J 31	*at #13 NC State	L	98-64
F 3	at #2 Old Dominion	L	51-36
F 9	NORFOLK STATE	W	58-57
F 13	vs. Georgia Tech%	W	61-49
F 14	vs. #12 Maryland %	L	50-74
F 18	at James Madison	W	69-60
F 22	vs. Notre Dame ^	W	68-40
F 25	#17 NC STATE	L	76-71
F 28	#14 SOUTH CAROLINA	L	71-52
M 6	Virginia Union +	L	63-58
M 7	Virginia Tech +	W	49-41
M 10	at Tennessee &	L	81-54

(4) Charlottesville Tipoff Classic (Charlottesville, Va.)
 (5) Queens Tournament (Flushing, N.Y.)
 @ Roanoke, Va. ^Chicago, Ill.
 % ACC Tournament (Clemson, S.C.)
 + VAAW (Harrisonburg, Va.) & AIAW (Knoxville, Tenn.)

1981-82 17-11, 3-7 ACC (5th)

Head Coach—Debbie Ryan

Home 10-2, Away 5-6, Neutral 2-3

Stat Leaders: Cathy Grimes 13.8 ppg, 8.0 rpg

N 20	FLORIDA (4)	W	64-58
N 21	MOUNT ST. MARY'S (4)	W	83-70
N 24	at UNC-Greensboro	W	78-39
N 30	AMERICAN	W	77-48
D 2	at Georgetown	W	72-57
D 5	at William & Mary	W	60-43
D 8	VIRGINIA UNION	W	67-50
D 19	DARTMOUTH	W	68-60
D 27	vs. New Hampshire (5)	L	63-62
D 28	vs. Northeastern (5)	W	53-45
D 29	vs. San Diego State (5)	W	38-34
J 2	JAMES MADISON	W	91-46
J 4	GEO. WASHINGTON	W	75-45
J 9	*at North Carolina	L	74-65
J 10	at East Carolina	L	64-62
J 14	#6 OLD DOMINION	W	77-70
J 16	*GEORGIA TECH	W	75-45
J 20	*at #6 Maryland	L	67-62
J 23	*#5 NC STATE	L	69-64
J 27	*at Duke	L	80-63
J 30	at Liberty	W	87-46
F 3	*NORTH CAROLINA	L	62-60
F 6	Virginia Tech @	L	63-56
F 10	*WAKE FOREST	W	82-48
F 13	*at Clemson	L	75-65
F 15	*at Georgia Tech	W	56-51
F 20	*at #7 NC State	L	66-55
F 26	vs. #16 Maryland %	L	72-63

(4) Charlottesville Tipoff Classic (Charlottesville, Va.)
 (5) Queens Tournament (Flushing, N.Y.)
 @ Roanoke, Va. % ACC Tournament (Raleigh, N.C.)

1982-83 15-13, 4-9 ACC (6th)

Head Coach—Debbie Ryan

Home 9-3, Away 4-7, Neutral 2-3

Stat Leaders: Cathy Grimes 17.1 ppg, 8.6 rpg

N 21	*GEORGIA TECH	W	80-59
N 29	UNC-GREENSBORO	W	92-50
N 30	at George Washington	W	76-57
D 3	VIRGINIA COMM. (6)	W	86-37
D 4	MOUNT ST. MARY'S (6)	W	68-62
D 9	at Richmond	W	78-63
D 17	vs. Georgia State (7)	W	61-60
D 18	vs. Tennessee Tech (7)	W	70-67
D 19	vs. Ohio State (7)	L	74-63
D 30	*at Duke	L	73-63
J 2	E. TENNESSEE STATE	WOT	70-65
J 5	*at #3 Maryland	L	90-75
J 8	VIRGINIA TECH	W	70-66
J 12	*at #20 NC State	L	67-55
J 15	*NORTH CAROLINA	WOT	78-74
J 19	at #6 Old Dominion	L	99-48
J 22	*CLEMSON	L	76-71
J 28	*at Wake Forest	W	79-69
F 2	*#5 MARYLAND	L	73-62
F 5	*DUKE	W	66-63
F 9	at James Madison	W	56-51
F 12	*at #20 North Carolina	L	88-78
F 14	*at Georgia Tech	L	55-54
F 17	GEORGE MASON	W	83-54
F 20	#18 Rutgers @	L	67-63
F 23	*at Clemson	LOT	86-84
F 26	*#16 NC STATE	L	84-69
M 4	#7 Maryland %	L	70-63

(6) Shoney's Cavalier Classic (Charlottesville, Va.)
 (7) South Florida Invitational (Tampa, Fla.)
 @ Meadowlands, N.J.
 % ACC Tournament (Fayetteville, N.C.)

1983-84 22-7, 11-3 ACC (1st)

Head Coach—Debbie Ryan

ACC Regular-Season Champions

Home 13-1, Away 7-4, Neutral 2-2

Stat Leaders: Cathy Grimes 18.6 ppg, 9.6 rpg

N 22	at George Mason	W	86-53
N 29	*at Duke	W	72-58
D 2	SCRANTON (6)	W	110-50
D 3	#15 PENN STATE (6)	W	88-69
D 7	*at Wake Forest	W	78-69
D 17	LIBERTY	W	81-37
D 19	at E. Tennessee State	WOT	71-68
D 29	at Boston College (8)	W	58-46
D 30	#10 Old Dominion (8)	L	79-50
J 4	Virginia Tech @	W	88-70
J 5	*#18 CLEMSON	W	83-75
J 8	JAMES MADISON	W	57-52
J 12	*#16 NC STATE	W	75-64
J 14	*at North Carolina	L	85-72
J 17	RICHMOND	W	79-55
J 21	*at #14 Clemson	W	77-76
J 23	*at Georgia Tech	W	75-65
J 26	#18 OLD DOMINION	L	74-58
J 31	*#16 MARYLAND	W	77-61
F 4	*DUKE	W	82-55
F 9	*#15 NORTH CAROLINA	W	88-72
F 11	*WAKE FOREST	W	82-66
F 15	*at #19 Maryland	L	82-51
F 18	*GEORGIA TECH	W	89-50
F 21	GEO. WASHINGTON	W	78-57
F 25	*at #15 NC State	L	70-66
M 2	vs. Georgia Tech %	W	75-58
M 3	vs. North Carolina %	L	96-68
M 17	at #16 NC State \$	L	86-73

(6) Shoney's Cavalier Classic (Charlottesville, Va.)
 (8) Nike-Boston College Christmas Classic (Boston, Mass.)
 % ACC Tournament (Fayetteville, N.C.)
 \$ NCAA Tournament

1984-85 21-8, 9-5 ACC (3rd)

Head Coach—Debbie Ryan

Home 11-2, Away 6-5, Neutral 4-1

Stat Leaders: Nancy Mayer 12.1 ppg; Cathy Grimes 6.4 rpg

N 24	MAINE	W	115-57
N 27	GEORGE MASON	W	87-49
N 30	*at Wake Forest	W	77-66
D 4	at #1 Old Dominion	L	80-58
D 7	VIRGINIA COMM. (9)	W	81-46
D 8	UNC-CHARLOTTE (9)	W	57-56
D 20	at South Carolina	W	70-68
D 28	vs. Memphis State (10)	W	81-69
D 29	vs. Cleveland State (10)	W	99-59
D 31	vs. Illinois (10)	W	74-51
J 5	*at Duke	W	75-58
J 10	*at NC State	L	71-46
J 13	*NORTH CAROLINA	WOT	64-62
J 16	VIRGINIA TECH	W	62-74
J 19	*at Clemson	L	75-67
J 21	*at Georgia Tech	W	71-47
J 26	*WAKE FOREST	W	73-53
J 30	*at Maryland	W	63-50
F 2	*DUKE	W	74-66
F 5	*at North Carolina	L	77-75
F 9	LOUISVILLE	W	74-60
F 10	at James Madison	W	57-49
F 13	*MARYLAND	W	65-61
F 16	*GEORGIA TECH	W	97-67
F 20	*CLEMSON	L	66-63
F 23	*NC STATE	L	78-70
M 1	vs. Maryland %	W	64-53
M 2	vs. North Carolina %	L	76-55
M 16	at #13 Tennessee \$	L	65-55

(9) Investors' Classic (Charlottesville, Va.)
 (10) Women's Court Classic (Coral Gables, Fla.)
 % ACC Tournament (Fayetteville, N.C.)
 \$ NCAA Tournament

1985-86 26-3, 13-1 ACC (1st)

Head Coach—Debbie Ryan

ACC Regular-Season Champions

Home 13-2, Away 7-0, Neutral 6-1

Daphne Hawkins 17.0 ppg; Trina Thomas 5.9 rpg

N 22	JAMES MADISON	W	71-57
N 24	*GEORGIA TECH	W	86-52
N 29	vs. #8 Auburn (11)	W	84-71
N 30	vs. Mercer (11)	W	93-52
D 3	#13 OLD DOMINION	W	86-71
D 6	WISCONSIN (9)	W	82-59
D 7	NORTHEASTERN (9)	W	61-42
D 10	Virginia Tech @	W	87-58
D 21	SOUTH CAROLINA	W	85-58
D 28	vs. Rhode Island (12)	W	80-57
D 29	at Syracuse (12)	W	84-61
J 4	UNC-CHARLOTTE	W	88-65
J 7	*#18 NC STATE	W	65-64
J 11	*at Clemson	WOT	96-89
J 13	#13 RUTGERS	W	75-63
J 18	*#20 DUKE	W	90-76
J 21	*at Wake Forest	W	75-42
J 25	*at #5 North Carolina	W	84-79
J 28	*MARYLAND	W	73-47
F 1	*at #18 Duke	W	81-67
F 5	*#15 NORTH CAROLINA	L	60-58
F 8	*at Maryland	W	80-75
F 12	*WAKE FOREST	W	66-59
F 15	*at Georgia Tech	W	82-64
F 19	*at NC State	W	70-62
F 22	*CLEMSON	W	90-79
M 1	vs. Georgia Tech %	W	90-64
M 2	vs. Maryland %	L	93-68
M 15	#17 JAMES MADISON \$	L	71-62

(9) Investors' Classic (Charlottesville, Va.)
 (11) Sunshine Classic (Orlando, Fla.)
 (12) Carrier Classic (Syracuse, N.Y.)
 @ Roanoke, Va.
 % ACC Tournament (Fayetteville, N.C.)
 \$ NCAA Tournament

ALL-TIME RESULTS



1986-87 26-5, 12-2 ACC (1st)

Head Coach—Debbie Ryan
ACC Regular-Season Champions

Home 14-0, Away 9-4, Neutral 3-1
Stat Leaders: Daphne Hawkins 13.7 ppg; Laurie Carter 5.6 rpg

N 29	DUQUESNE	W	99-36
D 2	at #18 Old Dominion	W	75-59
D 5	MICHIGAN (9)	W	74-39
D 6	ST JOHN'S (9)	W	78-42
D 9	VIRGINIA TECH	W	73-43
D 11	at #15 James Madison	W	59-52
D 20	#2 LOUISIANA TECH	W	77-66
D 29	vs. #18 Illinois (13)	W	97-71
D 30	at Stanford (13)	W	69-66
J 1	at Univ. of Pacific	W	101-79
J 5	*#15 NC STATE	W	75-57
J 7	*WAKE FOREST	W	105-58
J 10	*NORTH CAROLINA	W	81-66
J 13	at #5 Rutgers	L	81-58
J 17	*at Georgia Tech	W	76-66
J 21	*at North Carolina	W	73-63
J 24	*DUKE	W	71-43
J 28	*at Maryland	W	63-61
J 31	*at Clemson	W	83-77
F 2	*at Wake Forest	W	70-61
F 7	*at #13 NC State	L	70-69
F 11	*GEORGIA TECH	W	78-56
F 14	*CLEMSON	W	82-66
F 16	DEPAUL	W	82-49
F 19	*MARYLAND	W	71-61
F 21	*at Duke	L	77-76
F 28	vs. Wake Forest %	W	70-56
M 1	vs. Maryland %	W	76-59
M 2	vs. #16 NC State %	L	57-56
M 15	MEMPHIS STATE \$	W	76-75
M 19	at #7 Tennessee \$ @	L	66-58

(9) Investors' Classic (Charlottesville, Va.)
(13) Cardinal Classic (Stanford, Calif.)
% ACC Tournament (Fayetteville, N.C.)
\$ NCAA Tournament
@ NCAA Midwest Regional (Knoxville, Tenn.)

1987-88 27-5, 12-2 ACC (T1st)

Head Coach—Debbie Ryan
ACC Regular-Season Champions

Home 14-0, Away 9-2, Neutral 4-3
Stat Leaders: Daphne Hawkins 18.5 ppg; Dawn Bryant 8.6 rpg

N 28	AMERICAN	W	91-62
D 1	#20 OLD DOMINION	W	57-55
D 4	ALABAMA (9)	W	81-58
D 5	SYRACUSE (9)	W	87-50
D 8	at Virginia Tech	W	74-57
D 11	at Penn State	W	59-54
D 28	at Miami (Fla.) (14)	W	78-69
D 29	vs. #5 Iowa (14)	L	75-59
D 30	vs. #8 Rutgers (14)	W	80-73
J 4	NOTRE DAME	W	79-59
J 6	*WAKE FOREST	W	70-61
J 9	at DePaul	W	75-63
J 12	*#14 MARYLAND	W	84-66
J 16	*NC STATE	W	87-59
J 20	*GEORGIA TECH	W	90-69
J 23	*at #13 Duke	W	72-49
J 27	#20 JAMES MADISON	W	81-69
J 30	*at North Carolina	W	81-73
F 3	*at #12 Maryland	L	83-79
F 6	*CLEMSON	W	67-64
F 10	*at #16 Wake Forest	W	81-67
F 13	*at NC State	W	88-68
F 17	*NORTH CAROLINA	W	64-57
F 20	*at Clemson	L	85-77
F 25	*at Georgia Tech	W	91-68
F 27	*DUKE	W	79-67
M 5	vs. NC State %	W	82-64
M 6	vs. Clemson %	W	66-57
M 7	vs. #10 Maryland %	L	76-70
M 19	ST. JOHN'S \$	W	85-64
M 24	#8 Rutgers \$ @	W	89-75
M 26	#1 Tennessee \$ @	L	84-76

(9) Investors' Classic (Charlottesville, Va.)
(14) Burger King/Orange Bowl Classic (Miami, Fla.)
% ACC Tournament (Fayetteville, N.C.)
\$ NCAA Tournament
@ NCAA East Regional (Norfolk, Va.)

1988-89 21-10, 8-6 ACC (4th)

Head Coach—Debbie Ryan
Home 13-3, Away 6-5, Neutral 2-2

Stat Leaders: Dawn Staley 18.5 ppg; Dawn Bryant 7.7 rpg

N 26	ST. PETER'S	W	75-53
N 29	VIRGINIA TECH	W	75-73
D 2	ARIZONA (9)	W	87-58
D 3	GEORGETOWN (9)	W	107-44
D 6	at Old Dominion	L	87-68
D 10	at #3 Louisiana Tech	L	88-66
D 20	at Richmond	W	65-63
D 28	vs. Fordham (15)	W	98-86
D 29	at Villanova (15)	W	69-50
J 2	BUCKNELL	W	81-48
J 5	PENN STATE	W	85-76
J 7	*#20 DUKE	W	78-66
J 8	LIBERTY	W	102-61
J 11	*at #20 Clemson	W	64-63
J 14	*#19 NC STATE	L	103-86
J 18	*NORTH CAROLINA	W	92-64
J 21	*at Georgia Tech	L	105-80
J 24	*at #7 Maryland	L	86-73
J 28	*WAKE FOREST	W	80-74
F 1	*at North Carolina	W	87-79
F 4	*GEORGIA TECH	W	91-74
F 8	*at Wake Forest	W	94-76
F 11	*at Duke	W	99-81
F 15	*MARYLAND	LOT	104-99
F 18	*CLEMSON	L	93-84
F 21	VIRGINIA COMM.	W	77-61
F 25	*at #15 NC State	L	78-56
M 4	Wake Forest %	WOT	68-67
M 5	#5 Maryland %	L	89-66
M 19	WEST VIRGINIA \$	W	81-68
M 23	vs. #1 Tennessee \$ @	L	80-47

(9) Investors' Classic (Charlottesville, Va.)
(15) Wildcat Classic (Villanova, Pa.)
% ACC Tournament (Fayetteville, N.C.)
\$ NCAA Tournament
@ NCAA East Regional (Bowling Green, Ky.)

1989-90 29-6, 11-3 ACC (2nd)

Head Coach—Debbie Ryan
ACC Tournament Champions

Home 14-0, Away 9-2, Neutral 4-3
Stat Leaders: Dawn Staley 17.9 ppg; Heather Burge/Dawn Staley 6.7 rpg

N 24	vs. Southern Illinois (16)	W	81-60
N 25	vs. #22 Vanderbilt (16)	W	76-74
N 26	at Hawaii (16)	L	88-78
D 1	HOLY CROSS (9)	W	72-71
D 2	#9 UNLV (9)	W	74-73
D 6	#18 OLD DOMINION	W	86-70
D 9	at James Madison	W	67-55
D 19	AUGUSTA	W	76-38
D 20	RICHMOND	W	76-62
D 28	vs. #13 Auburn (17)	W	61-59
D 29	at Rutgers (17)	WOT	72-71
J 3	at Virginia Tech	W	79-77
J 6	at Penn State	L	90-77
J 10	*#14 MARYLAND	W	82-79
J 11	MORGAN STATE	W	96-52
J 14	*at #12 NC State	W	70-66
J 16	*at Duke	L	84-74
J 20	*GEORGIA TECH	W	97-77
J 22	*at North Carolina	W	81-63
J 27	*WAKE FOREST	W	58-55
J 31	*CLEMSON	W	67-64
F 3	*at Georgia Tech	W	94-65
F 7	*at Wake Forest	W	62-61
F 10	*DUKE	W	86-62
F 15	*NORTH CAROLINA	W	95-46
F 17	*at Clemson	W	71-63
F 21	*at Maryland	L	63-60
F 24	*#9 NC STATE	L	77-64
M 3	vs. Georgia Tech %	W	73-65
M 4	vs. Clemson %	W	84-66
M 5	vs. #9 NC State %	WOT	67-64
M 17	PENN STATE \$	W	85-64
M 22	vs. #18 Providence \$ @	W	77-71
M 24	vs. #4 Tennessee \$ @	WOT	79-75
M 30	vs. #2 Stanford \$ FF	L	75-66

(9) Investors' Classic (Charlottesville, Va.)
(16) Wahine Classic (Honolulu, Hawaii)
(17) Bell Atlantic Tournament (New Brunswick, N.J.)
% ACC Tournament (Fayetteville, N.C.)
\$ NCAA Tournament
@ NCAA East Regional (Norfolk, Va.)
FF Final Four (Knoxville, Tenn.)

1990-91 31-3, 14-0 ACC (1st)

Head Coach—Debbie Ryan
ACC Regular-Season Champions

Home 14-1, Away 10-0, Neutral 7-2
Stat Leaders: Tonya Cardoza 15.5 ppg; Cardoza/Dawn Staley 6.1 rpg

N 24	at St. Peter's	W	91-59
N 28	VIRGINIA TECH	W	93-44
D 1	at #12 Texas	W	80-74
D 4	at Old Dominion	W	90-59
D 7	LAFAYETTE (CC)	W	103-41
D 8	FLORIDA STATE (CC)	W	92-77
D 19	ST. FRANCIS	W	102-45
D 20	MORGAN STATE	W	96-37
D 28	vs. Fla. International (18)	W	78-46
D 29	vs. Michigan State (18)	W	91-74
D 30	vs. Kansas (18)	W	97-51
J 3	#4 PENN STATE	L	73-71
J 5	*at Duke	W	92-56
J 9	*at #12 Clemson	W	81-75
J 12	*at #3 NC State	W3OT	123-120
J 16	*MARYLAND	W	76-59
J 19	*at Georgia Tech	W	98-72
J 24	*at Wake Forest	W	87-70
J 26	ST. JOHN'S	W	90-51
J 29	*at North Carolina	W	92-67
F 2	*GEORGIA TECH	W	98-94
F 6	*NORTH CAROLINA	W	97-60
F 9	*DUKE	W	86-61
F 14	*WAKE FOREST	W	98-66
F 16	*#23 CLEMSON	W	89-62
F 20	*at Maryland	W	111-74
F 23	*#7 NC STATE	W	95-78
M 2	vs. North Carolina %	W	90-69
M 3	vs. Clemson %	L	65-62
M 17	#14 S. F. AUSTIN \$	W	74-72
M 21	vs. #25 Oklahoma St. \$ @	W	76-61
M 23	vs. #24 Lamar \$ @	W	85-70
M 30	vs. #13 Connecticut \$ FF	W	61-55
M 31	vs. #4 Tennessee \$ FF	LOT	70-67

(18) Peps-Church's Holiday Classic (Miami, Fla.)
CC Cavalier Classic (Charlottesville, Va.)
% ACC Tournament (Fayetteville, N.C.)
\$ NCAA Tournament
@ NCAA Midwest Regional (Austin, Texas)
FF Final Four (New Orleans, La.)

ALL-TIME RESULTS



1991-92 32-2, 15-1 ACC (1st)
Head Coach—Debbie Ryan
ACC Regular-Season Champions
ACC Tournament Champions
Final Four

Home 16-1, Away 12-0, Neutral 4-1
 Stat Leaders: Heather Burge 17.2 ppg, 8.4 rpg

N 22	FAIRFIELD (CC)	W	110-64
N 23	WEST VIRGINIA (CC)	W	92-63
N 26	CANISIUS	W	92-36
N 30	at Temple	W	81-52
D 4	at Richmond	W	88-61
D 7	#13 TEXAS	W	77-47
D 19	VIRGINIA COMM.	W	101-55
D 28	at UCLA (19)	W	77-55
D 29	vs. Southern Cal (19)	W	71-52
J 3	*at Florida State	W	87-60
J 5	at #17 Auburn	W	77-70
J 8	*at North Carolina	W	83-68
J 11	*#12 NC STATE	W	101-70
J 15	*#3 MARYLAND	L	67-65
J 18	*#17 CLEMSON	W	85-52
J 22	*at Wake Forest	W	78-44
J 25	*GEORGIA TECH	W	79-74
J 27	*FLORIDA STATE	W	81-43
F 1	*at Duke	W	81-54
F 5	*WAKE FOREST	W	78-55
F 8	*at Georgia Tech	W	86-62
F 11	*at #1 Maryland	W	75-74
F 15	*DUKE	W	93-48
F 17	CONNECTICUT	W	64-43
F 22	*at #19 Clemson	W	85-81
F 26	*NORTH CAROLINA	W	65-52
F 29	*at NC State	W	76-74
M 7	vs. Duke %	W	81-55
M 8	vs. North Carolina %	W	74-55
M 9	vs. Georgia Tech %	W	70-69
M 22	#16 GEO. WASHINGTON \$	W	97-58
M 26	#14 WEST VIRGINIA\$ @	W	103-83
M 28	#13 VANDERBILT \$ @	W	70-58
A 4	vs. #3 Stanford \$ FF	L	66-65

(19) LA Gear Classic (Los Angeles, Calif.)
 % ACC Tournament (Rock Hill, S.C.)
 \$ NCAA Tournament
 @ NCAA East Regional (Charlottesville, Va.)
 FF Final Four (Los Angeles, Calif.)

1992-93 26-6, 13-3 ACC (1st)
Head Coach—Debbie Ryan
ACC Regular-Season Champions
ACC Tournament Champions

Home 15-0, Away 6-4, Neutral 5-2
 Stat Leaders: Heather Burge 19.1 ppg, 7.7 rpg

D 1	TEMPLE	W	74-30
D 4	WILLIAM & MARY (CC)	W	82-40
D 5	ST. JOSEPH'S (Pa.) (CC)	W	64-53
D 8	at Virginia Tech	W	93-59
D 10	MORGAN STATE	W	110-49
D 12	VIRGINIA COMM.	W	94-53
D 21	RICHMOND	W	93-66
D 29	vs. UNC-Charlotte (20)	W	77-74
D 30	vs. #2 Vanderbilt (20)	L	66-62
J 2	at #13 Ohio State	L	91-84
J 6	*at Florida State	W	78-66
J 9	*DUKE	W	76-57
J 13	*at Clemson	L	61-60
J 17	*NC STATE	W	79-73
J 20	*at #5 Maryland	L	70-66
J 23	*at #24 Georgia Tech	W	107-81
J 27	*at Wake Forest	W	82-78
J 30	*FLORIDA STATE	W	76-68
F 3	*at #16 North Carolina	L	72-65
F 5	*GEORGIA TECH	W	88-53
F 9	*#12 NORTH CAROLINA	W	73-67
F 13	*at Duke	W	97-61
F 17	*WAKE FOREST	W	87-67
F 20	*#20 CLEMSON	W	87-70
F 23	*#12 MARYLAND	W	87-73
F 27	*at NC State	W	76-75
M 6	vs. Wake Forest %	W	74-46
M 7	vs. Clemson %	WOT	79-71
M 8	vs. #12 Maryland %	W3OT	106-103
M 21	FLORIDA \$	W	69-55
M 25	vs. #21 Georgetown \$ @	W	77-57
M 27	vs. #3 Ohio State \$ @	L	75-73

(20) Takit to Court Super Shootout (Hilton Head, S.C.)
 % ACC Tournament (Rock Hill, S.C.)
 \$ NCAA Tournament
 @ NCAA East Regional (Richmond, Va.)

1993-94 27-5, 15-1 ACC (1st)
Head Coach—Debbie Ryan
ACC Regular-Season Champions

Home 15-0, Away 6-4, Neutral 5-2
 Stat Leaders: Heather Burge 19.1 ppg, 7.7 rpg

N 27	PENNSYLVANIA W	92-66
N 28	ROBERT MORRIS	W 86-59
D 3	MARSHALL (21)	W 105-73
D 4	TOLEDO (21)	W 95-64
D 8	VIRGINIA TECH	W 78-66
D 11	at #15 Connecticut	L 74-63
D 21	*FLORIDA STATE	W 86-56
D 29	CREIGHTON	W 63-60
D 30	at St. Joseph's	L 71-56
J 3	*CLEMSON	W 69-65
J 8	OHIO STATE	W 68-65
J 12	*at North Carolina	W 77-75
J 15	*at N.C. State	W 70-44
J 18	*MARYLAND	W 68-56
J 22	*GEORGIA TECH	W 88-75
J 25	*at Duke	W 87-66
J 29	*WAKE FOREST	W 80-55
J 31	at Va. Commonwealth	W 76-46
F 4	*at Florida State	W 59-50
F 6	*at Georgia Tech	W 82-54
F 9	*NORTH CAROLINA	W 83-74
F 12	*DUKE	W 73-60
F 15	*at Wake Forest	W 62-54
F 19	*at Clemson	L 70-61
	*at Maryland	W 86-83
F 27	*NC STATE	W 81-58
M 5	*vs. Wake Forest %	W 73-54
M 6	*vs. Maryland %	W 63-45
M 7	*vs. North Carolina %	L 77-60
M 16	LOYOLA \$	W 72-47
M 19	SW MISSOURI STATE \$	W 67-63
M 24	vs. Southern Cal @	L 85-66

(21) Takit to Court Super Shootout (Hilton Head, S.C.)
 % ACC Tournament (Rock Hill, S.C.)
 \$ NCAA Tournament
 @ NCAA East Regional (Fayetteville, Ark.)

1994-95 27-5, 16-0 ACC (1st)
Head Coach—Debbie Ryan
ACC Regular-Season Champions

Home 14-0, Away 9-2, Neutral 4-3
 Stat Leaders: Wendy Palmer 17.6 ppg, 10.5 rpg

N 25	vs. #16 Kansas (16)	L	86-84
N 26	vs. Arizona (16)	W	60-56
N 27	vs. Tennessee Tech (16)	W	75-54
D 3	RIDER	W	115-60
D 4	AMERICAN	W	89-38
D 9	vs. #1 Tennessee (21)	L	84-73
D 10	at Richmond (21)	W	78-50
D 20	RADFORD	W	88-48
D 29	FORDHAM	W	105-55
J 1	*at Clemson	W	76-67
J 5	*WAKE FOREST	W	96-39
J 7	*at NC State	W	81-73
J 10	*DUKE	W	78-62
J 13	at Virginia Tech	L	69-62
J 17	*at Florida State	W	76-60
J 21	*GEORGIA TECH	W	73-53
J 25	*at Maryland	W	82-48
J 28	*CLEMSON	W	78-55
J 31	*#5 NORTH CAROLINA	W	80-64
F 3	*at Wake Forest	W	88-58
F 5	*at #5 North Carolina	W	88-78
F 9	*NC STATE	W	80-68
F 12	*at Duke	W	67-61
F 18	*FLORIDA STATE	W	79-45
F 20	*at Georgia Tech	W	61-53
F 26	*MARYLAND	W	56-41
M 3	vs. Maryland %	W	68-46
M 4	vs. #22 Duke %	LOT	83-82
M 16	DARTMOUTH \$	W	71-68
M 18	#17 FLORIDA \$	W	72-67
M 23	vs. #8 Louisiana Tech \$ @	W	63-62
M 25	at #1 Connecticut \$ @	L	67-63

(16) Wahine Classic (Honolulu, Hawaii)
 (21) Central Fidelity Classic (Richmond, Va.)
 % ACC Tournament (Rock Hill, S.C.)
 \$ NCAA Tournament
 @ NCAA East Regional (Storrs, Conn.)

1995-96 26-7, 13-3 ACC (1st)
Head Coach—Debbie Ryan
ACC Regular-Season Champions

Home 15-3, Away 9-3, Neutral 2-1
 Stat Leaders: Tora Suber 17.6 ppg, Wendy Palmer 11.2 rpg

N 19	at #6 Tennessee (22)	L	78-51
N 25	PITTSBURGH	W	103-56
N 29	CLEVELAND ST.	W	120-53
D 2	#6 GEORGIA	W	94-65
D 6	VIRGINIA TECH	W	80-38
D 9	at #4 Vanderbilt	L	72-65
D 19	NORTHEASTERN	W	81-20
D 20	COPPIN ST.	W	87-42
D 29	at UCLA (23)	W	77-55
D 30	Southern California (23)	W	78-68
J 2	*CLEMSON	L	63-59
J 4	*at Wake Forest	W	80-70
J 8	*at #6 Duke	W	61-60
J 12	*#13 NC STATE	W	77-69
J 13	at Rider	W	79-44
J 16	*FLORIDA STATE	W	91-58
J 20	*at Georgia Tech	W	79-58
J 24	*MARYLAND	W	75-46
J 28	*at #18 Clemson	L	57-45
J 31	*NORTH CAROLINA	W	87-71
F 7	*at #15 NC State	W	72-60
F 10	*#14 DUKE	L	72-69
F 12	*at North Carolina	W	83-70
F 16	*at Florida State	W	81-40
F 19	*WAKE FOREST	W	77-55
F 20	*GEORGIA TECH	W	80-62
F 24	*at Maryland	W	77-53
M 1	vs. Florida State %	W	83-50
M 2	vs. #22 Clemson %	L	75-67
M 15	MANHATTAN \$	W	100-55
M 17	GEO. WASHINGTON \$	W	62-43
M 23	#6 OLD DOMINION \$ @	W	72-60
M 25	#4 TENNESSEE \$ @	L	52-46

(22) State Farm Hall of Fame Classic (Knoxville, Tenn.)
 (23) ACC/Pac 10 Challenge (Los Angeles, Calif.)
 % ACC Tournament (Rock Hill, S.C.)
 \$ NCAA Tournament
 @ NCAA East Regional (Charlottesville, Va.)



ALL-TIME RESULTS

1996-97 23-8, 12-4 ACC (2nd)

Head Coach—Debbie Ryan

Home 12-2, Away 9-4, Neutral 2-2
Stat Leaders: Tora Suber 14.9 ppg; DeMya Walker 7.5 rpg

N 22	at Pittsburgh	W	64-55
N 24	at American	L	69-67
N 26	ST. FRANCIS (Pa.)	W	71-33
D 1	#7 VANDERBILT	W	65-49
D 4	at #5 Georgia	L	77-56
D 7	*WAKE FOREST	W	73-57
D 19	RIDER	W	96-41
D 20	NC A & T	W	82-36
D 29	vs. Alabama State (24)	W	106-21
D 30	at Fla. International (24)	W	85-64
J 4	*#21 CLEMSON	L	58-44
J 6	*#14 DUKE	W	62-55
J 9	*MARYLAND	W	60-42
J 11	*at #11 NC State	W	64-62
J 16	*GEORGIA TECH	W	74-53
J 19	*at Florida State	W	67-57
J 22	*at Wake Forest	W	74-43
J 27	*#6 NORTH CAROLINA	L	75-71
J 29	*at #17 Clemson	W	75-65
F 3	*at Maryland	W	73-49
F 6	at Virginia Tech	W	90-41
F 9	*NC State	W	91-66
F 13	*at Georgia Tech	L	72-60
F 16	*FLORIDA STATE	W	73-44
F 19	*at #22 Duke	W	86-56
F 23	*at #4 North Carolina	L	70-65
F 28	vs. Georgia Tech %	W	77-63
M 1	vs. #22 Clemson %	LOT	77-75
M 14	Troy State \$	W	96-74
M 16	UTAH \$	W	65-46
M 22	vs. #3 Stanford \$ @	L	91-69

(24) Florida International Holiday Classic (Miami, Fla.)
% ACC Tournament (Charlotte, N.C.)
\$ NCAA Tournament
@ NCAA West Regional (Missoula, Mont.)

1997-98 19-10, 9-7 ACC (5th)

Head Coach—Debbie Ryan

Home 10-3, Away 8-5, Neutral 1-2
Stat Leaders: DeMya Walker 16.3 ppg, 8.4 rpg

N 16	WILLIAM & MARY	W	71-57
N 21	KENT	W	67-54
N 23	WEST VIRGINIA	W	59-58
N 25	VIRGINIA TECH	W	64-49
N 29	at Virginia Comm.	W	61-54
D 3	at St. Francis (Pa.)	W	79-60
D 6	*at Georgia Tech	L	84-65
D 8	MT. ST. MARY'S	W	63-37
D 28	at California	W	81-66
D 30	at Santa Clara	W	62-60
J 2	*FLORIDA STATE	W	75-62
J 5	*at Clemson	L	74-67
J 8	*MARYLAND	W	86-60
J 11	*#17 NC STATE	L	67-59
J 15	*at #7 North Carolina	W3OT	105-100
J 18	*WAKE FOREST	W	65-55
J 23	*at #24 Duke	L	93-66
J 27	#3 Old Dominion +	L	80-51
J 30	*GEORGIA TECH	W	93-57
F 1	*at Florida State	WOT	83-76
F 5	*#22 CLEMSON	W	72-55
F 9	*at Maryland	W	47-45
F 12	*at #11 NC State	L	70-63
F 15	*#5 NORTH CAROLINA	L2OT	84-85
F 18	*at Wake Forest	W	60-51
F 22	*#11 DUKE	LOT	85-78
F 27	vs. #10 North Carolina %	L	76-56
M 13	vs. Southern Methodist \$	W	77-68
M 15	at #9 Arizona \$	L	94-77

+ Richmond, Va.
% ACC Tournament (Charlotte, N.C.)
\$ NCAA Tournament (Tucson, Ariz.)

1998-99 20-9, 12-4 ACC (2nd)

Head Coach—Debbie Ryan

Home 12-3, Away 7-4, Neutral 1-2
Stat Leaders: DeMya Walker 15.0 ppg, 8.5 rpg

N 15	at West Virginia	W	85-72
N 22	at Arkansas State	L	86-77
N 24	VIRGINIA COMM.	W	99-57
N 28	CALIFORNIA	W	70-55
N 30	at Virginia Tech	L	81-65
D 4	*WAKE FOREST	W	65-45
D 11	TOWSON	W	102-44
D 21	RADFORD	W	96-56
D 28	BROWN (CC)	W	111-49
D 29	AUBURN (CC)	L	79-61
J 2	*at #10 Clemson	WOT	67-66
J 4	*at #13 Duke	L	84-68
J 8	*MARYLAND	W	69-63
J 11	*at NC State	W	60-46
J 14	*GEORGIA TECH	W	82-62
J 18	*at #7 North Carolina	L	79-68
J 22	*at Florida State	W	80-71
J 24	BAYLOR	W	80-51
J 28	*at Wake Forest	W	81-50
J 31	*#15 CLEMSON	W	75-55
F 4	*#9 DUKE	L	66-56
F 8	*at Maryland	W	69-55
F 10	*NC STATE	W	67-53
F 14	*#14 NORTH CAROLINA	LOT	82-80
F 18	*at Georgia Tech	W	86-73
F 21	*FLORIDA STATE	W	73-55
F 27	vs. Wake Forest %	W	71-67
F 28	vs. #13 North Carolina %	L	83-70
M 12	vs. #18 Penn State \$	L	82-69

CC Nationwide Cavalier Classic (Charlottesville, Va.)
% ACC Tournament (Charlotte, N.C.)
\$ NCAA Tournament (Ruston, La.)

1999-00 25-9, 13-3 ACC (1st)

Head Coach—Debbie Ryan ACC Regular-Season Champions

Home 16-1, Away 6-5, Neutral 3-3
Stat Leaders: Schuye LaRue, 14.4 ppg, 8.0 rpg

N 21	ST. JOSEPH'S	L	73-61
N 26	vs. Grambling (16)	W	100-79
N 27	vs. Texas (16)	L	78-73
N 28	vs. Washington (16)	W	85-64
D 2	at William & Mary	W	71-42
D 5	*at #22 Duke	L	83-62
D 7	LOYOLA	W	77-63
D 10	at #21 Old Dominion	L	86-65
D 20	VIRGINIA TECH	W	67-62
D 27	SIENA	W	83-43
D 29	BUTLER (CC)	W	88-54
D 30	SYRACUSE (CC)	W	70-59
J 3	*GEORGIA TECH	W	83-70
J 6	*#9 NORTH CAROLINA	W	87-68
J 9	*at Florida State	W	76-73
J 15	*MARYLAND	W	76-68
J 17	*at #3 NC State	W	80-73
J 20	*CLEMSON	W2OT	77-74
J 24	at Kent	L	85-74
J 27	*at Wake Forest	W	58-47
J 30	*#9 DUKE	W	61-49
F 3	*at Georgia Tech	W	66-65
F 7	*at North Carolina	LOT	66-63
F 10	*FLORIDA STATE	W	74-59
F 13	ARKANSAS STATE	W	57-55
F 17	*at Clemson	W	72-63
F 20	*#7 NC STATE	W	60-51
F 24	*at Maryland	L	76-71
F 27	*WAKE FOREST	W	77-71
M 3	vs. Wake Forest %	W	72-47
M 5	vs. North Carolina %	L	67-63
M 17	PEPPERDINE \$	W	74-62
M 19	#17 BOSTON COLLEGE \$	W	74-70
M 25	vs. #2 Tennessee \$ @	L	77-56

(16) Wahine Classic (Honolulu, Hawaii)
CC Nationwide Cavalier Classic (Charlottesville, Va.)
% ACC Tournament (Greensboro, N.C.)
\$ NCAA Tournament
@ NCAA Midwest Regional (Memphis, Tenn.)

2000-01 18-14, 8-8 ACC (5th)

Head Coach—Debbie Ryan

Home 12-3, Away 6-7, Neutral 0-4
Stat Leaders: Schuye LaRue, 18.1 ppg, 11.8 rpg

N 10	MT. ST. MARY'S #	W	100-61
N 12	GEO. WASHINGTON #	W	72-66
N 19	#8 Louisiana Tech !	L	72-59
N 20	Texas !	L2OT	56-55
N 25	at Loyola	W	67-46
N 27	ST. FRANCIS	W	116-63
N 30	at Virginia Tech	L	57-56
D 3	OLD DOMINION	W	78-67
D 6	at St. Joseph's	W	62-58
D 9	*at Wake Forest	W	77-61
D 20	LIBERTY	W	73-46
D 28	at UC-Santa Barbara	L	78-66
D 29	at Cal State-Northridge	W	75-69
J 2	*#16 NC STATE	W	77-64
J 5	*MARYLAND	W	82-41
J 7	*at Georgia Tech	L	70-65
J 11	*at North Carolina	W	78-76
J 15	*#16 CLEMSON	L	87-71
J 18	RICHMOND	W	83-76
J 22	*#5 DUKE	L	71-68
J 24	*at Florida State	L	58-60
J 28	*WAKE FOREST	W2OT	76-73
F 1	*at NC State	L	71-56
F 5	*at Maryland	W	69-56
F 8	*GEORGIA TECH	L	87-70
F 11	*NORTH CAROLINA	W	76-73
F 15	*at Clemson	L	78-71
F 19	HAMPTON	W	75-72
F 22	*at #17 Duke	L	76-53
F 25	*FLORIDA STATE	W	77-65
M 3	vs. Florida State %	L	83-77
M 17	vs. Michigan \$	LOT	81-71

Preseason WNIT (Charlottesville, Va.)
! Preseason WNIT (West Lafayette, Ind.)
% ACC Tournament (Greensboro, N.C.)
\$ NCAA Tournament (Notre Dame, Ind.)

2001-02 17-13, 9-7 ACC (T3rd)

Head Coach—Debbie Ryan

Home 10-4, Away 5-7, Neutral 2-2
Stat Leaders: Telisha Quarles 15.7 ppg; Brandi Teamer 8.9 rpg

N 16	at Hampton	W	51-48
N 19	at Richmond	L	77-72
N 20	LIBERTY	W	69-52
N 24	at Rutgers	L	53-48
N 26	HOWARD	W	76-51
N 29	VIRGINIA TECH	W	60-58
D 2	UC-SANTA BARBARA	W	72-71
D 6	*#11 DUKE	L	107-73
D 18	OHIO STATE	LOT	88-79
D 20	FLA INTERNATIONAL	W	78-65
D 28	vs. Long Island (25)	W	73-40
D 29	at #25 Tulane (25)	L	74-63
J 2	*at NC State	W	68-52
J 7	*CLEMSON	L	79-68
J 10	*at Georgia Tech	L	92-61
J 13	*WAKE FOREST	W	65-51
J 17	*at Maryland	W	52-44
J 20	*at #6 Duke	L	86-69
J 23	*FLORIDA STATE	W	66-62
J 27	*at #21 North Carolina	L	79-64
F 3	*NC STATE	W	61-57
F 7	*at Clemson	L	73-65
F 11	*GEORGIA TECH	W	85-79
F 14	*at Wake Forest	WOT	61-55
F 17	*MARYLAND	W	76-59
F 21	*#19 NORTH CAROLINA	L	78-68
F 24	*at Florida State	W	57-54
M 2	vs. Georgia Tech %	W	60-58
M 3	vs. #4 Duke %	L	71-67
M 16	vs. Iowa \$	L	69-62

(25) Tulane DoubleTree Classic (New Orleans, La.)
% ACC Tournament (Greensboro, N.C.)
\$ NCAA Tournament (Stors, Conn.)

ALL-TIME RESULTS



2002-03 17-14, 9-7 ACC (3rd)

Head Coach—Debbie Ryan

Home 11-2, Away 3-11, Neutral 3-1

Stat Leaders: Cherise Graham 14.8 ppg; Brandi Teamer 6.9 rpg

N 22	at #22 Old Dominion	W	63-55
N 24	ST. JOSEPH'S	W	66-37
N 26	at Liberty	LOT	77-69
N 30	LONG ISLAND	W	57-46
D 3	at Virginia Tech	L	72-56
D 6	RUTGERS	W	68-64
D 16	FURMAN	L	58-56
D 18	at Ohio State	L	73-60
D 28	vs. #25 Michigan (26)	W	78-64
D 29	at Florida (26)	L	81-68
J 2	*at Clemson	L	63-62
J 5	*at Wake Forest	L	77-66
J 9	*#1 DUKE	L	60-59
J 12	*at NC State	L	50-49
J 16	*GEORGIA TECH	W	74-63
J 19	*MARYLAND	W	69-58
J 23	*at Florida State	L	55-46
J 26	GEORGETOWN	W	69-57
J 30	*at #7 North Carolina	L	74-54
F 3	*CLEMSON	W	69-54
F 6	*WAKE FOREST	W	64-44
F 10	*at #2 Duke	L	75-48
F 13	*NC STATE	W	58-54
F 16	*at Georgia Tech	W	56-54
F 20	*at Maryland	W	71-67
F 23	*FLORIDA STATE	W	63-54
M 2	*#8 NORTH CAROLINA	W	69-59
M 8	vs. NC State %	W	66-56
M 9	vs. #11 North Carolina %	L	88-78
M 22	vs. Illinois \$	W	72-56
M 24	at #4 Tennessee \$	L	81-51

(26) Florida's State Farm Classic (Gainesville, Fla.)
% ACC Tournament (Greensboro, N.C.)
\$ NCAA Tournament (Knoxville, Tenn.)

2003-04 13-16, 6-10 ACC (7th)

Head Coach—Debbie Ryan

Home 7-7, Away 5-6, Neutral 1-3

Stat Leaders: Brandi Teamer 11.5 ppg, 5.6 rpg

N 21	UNC GREENSBORO	W	71-44
N 23	VIRGINIA TECH	L	63-62
N 28	vs. #21/18 Arizona (16)	W	70-65
N 29	vs. #2 Texas (16)	L	74-54
N 30	vs. Hartford (16)	L	74-63
D 5	at Long Island	W	76-59
D 18	at St. Joseph's	L	74-67
D 20	WAGNER	W	87-53
D 28	TEMPLE (CC)	W	72-71
D 29	#7/6 MINNESOTA (CC)	L	73-53
J 2	*CLEMSON	L	58-55
J 4	*at Maryland	L	69-55
J 7	RADFORD	W	70-35
J 12	*GEORGIA TECH	W	60-59
J 15	*at NC State	W	66-62
J 18	*#1/2 DUKE	L	63-52
J 23	*at Florida State	WOT	82-80
J 25	*at Clemson	L	60-56
J 29	*#10/11 NO. CAROLINA	L	75-70
F 1	*at Wake Forest	W	62-61
F 5	*MARYLAND	W	64-51
F 8	at Georgetown	W	52-45
F 12	*at Georgia Tech	L	65-56
F 15	*NC STATE	L	72-67
F 19	*at #4 Duke	L	87-54
F 22	*FLORIDA STATE	L	73-71
F 26	*WAKE FOREST	W	75-61
F 29	*at #11 North Carolina	L	70-64
M 6	vs. #10 North Carolina %	L	64-45

(16) Rainbow Wahine Classic (Honolulu, Hawaii)
CC Cavalier Classic (Charlottesville, Va.)
% ACC Tournament (Greensboro, N.C.)

2004-05 21-11, 8-6 ACC (5th)

Head Coach—Debbie Ryan

Home 12-4, Away 6-4, Neutral 3-3

Brandi Teamer 12.7 ppg; Jocelyn Logan-Friend 7.6 rpg

N 11	vs. Arizona State (28)	L	60-50
N 12	vs. Maine (28)	W	72-62
N 19	at Cleveland State	W	65-55
N 23	DELAWARE STATE	W	74-47
N 27	RICHMOND	L	66-57
N 30	LIBERTY	W	67-58
D 4	vs. #24 Houston (29)	L	67-64
D 5	at Northwestern (29)	W	76-55
D 10	OLD DOMINION	W	72-64
D 21	ST. FRANCIS	W	84-50
D 28	ALBANY (CC)	W	59-34
D 29	JAMES MADISON (CC)	W	98-52
J 2	SOUTH CAROLINA	W	66-49
J 6	*at Wake Forest	WOT	85-83
J 10	*at Georgia Tech	W	61-38
J 14	*#1 DUKE	L	87-65
J 16	*CLEMSON	W	68-49
J 20	*at #16/18 Maryland	L	63-60
J 23	DARTMOUTH	W	83-70
J 28	*VIRGINIA TECH	W	70-67
J 31	*at #24/19 Florida State	W	77-62
F 3	*at #25 NC State	L	62-56
F 7	*#8/6 NORTH CAROLINA	L	76-56
F 10	*MIAMI	L	66-60
F 13	*at Virginia Tech	W	61-58
F 20	*#20/21 MARYLAND	W	63-61
F 24	*at #8/4 North Carolina	L	89-60
F 27	*WAKE FOREST	W	57-54
M 5	vs. Florida State%	WOT	71-67
M 6	vs. #4/3 North Carolina%	L	78-72
M 19	vs. Old Dominion (30)	W	79-57
M 21	at #12 Minnesota (30)	L	73-58

(28) Women's Sports Foundation Classic (Baton Rouge, La.)
(29) Mildred & Roger L. White Invitational (Evanston, Ill.)
CC Cavalier Classic (Charlottesville, Va.)
% ACC Tournament (Greensboro, N.C.)
(30) NCAA Tournament (Minneapolis, Minn.)

2005-06 20-12, 5-9 ACC (9th)

Head Coach—Debbie Ryan

Home 11-5, Away 7-5, Neutral 2-2

Stat Leaders: Siedah Williams 11.7 ppg; Tiffany Sardin 6.8 rpg

N 18	at George Washington	W	66-53
N 20	WRIGHT STATE	W	74-56
N 25	vs. Alabama (31)	W	69-48
N 26	vs. #12 Minnesota (31)	L	69-64
D 3	HARVARD	W	54-48
D 7	at Seton Hall	W	59-39
D 18	at Richmond	W	66-45
D 20	MARSHALL	W	67-35
D 28	YALE (CC)	W	92-41
D 29	HOLY CROSS (CC)	W	80-39
J 2	MIDDLE TENNESSEE	W	79-63
J 4	at Marquette	W	64-56
J 8	*at Florida State	L	60-46
J 13	*#25 NC STATE	L	73-63
J 16	*at #18/23 Virginia Tech	W	78-59
J 20	*#6/6 MARYLAND	LOT	84-74
J 22	*at Miami	W	77-65
J 26	*at #24 Boston College	L	57-43
J 29	*FLORIDA STATE	L	67-48
F 2	*VIRGINIA TECH	L	65-54
F 5	*at #6/6 Maryland	L	85-71
F 10	*at #2/2 Duke	L	88-65
F 12	*#1/1 NORTH CAROLINA	L	72-60
F 14	LONGWOOD	W	93-42
F 18	*at Wake Forest	W	81-70
F 23	*GEORGIA TECH	W	57-51
F 26	*CLEMSON	W	83-64
M 2	vs. #25 Boston College%	W	57-54
M 3	vs. #1/1 North Carolina%	L	82-56
M 18	ST. JOSEPH'S (WNIT)	W	48-42
M 22	MIAMI (WNIT)	W	83-72
M 24	at Pittsburgh (WNIT)	L	68-58

(31) Paradise Jam (St. Thomas, U.S. Virgin Islands)
(CC) Cavalier Classic (Charlottesville, Va.)
% ACC Tournament (Greensboro, N.C.)

2006-07 19-15, 5-9 ACC (8th)

Head Coach—Debbie Ryan

Home 13-6, Away 4-7 Neutral 2-2

Stat Leader: Lyndra Littles 17.3 ppg, 8.8 rpg

N 10	at Rhode Island	W	69-56
N 12	OLD DOMINION	W	92-72
N 17	MARQUETTE	W	84-76
N 20	LIBERTY	L	75-71
N 24	vs. South Dakota St. (32)	L	62-55
N 25	vs. Central Florida (32)	W	76-47
N 29	TEMPLE	W	71-65
D 2	SETON HALL	W	85-65
D 5	at Marshall	W	75-58
D 16	CLEVELAND STATE	W	100-60
D 18	#6/6 CONNECTICUT	L	96-60
D 28	MAINE (CC)	W	86-66
D 29	UAB (CC)	W	81-63
J 3	at Richmond	L	73-70
J 8	*at #2/2 North Carolina	L	96-62
J 11	*WAKE FOREST	W	77-70
J 14	*BOSTON COLLEGE	WOT	65-63
J 19	*at #3/3 Maryland	L	95-68
J 22	*VIRGINIA TECH	L	60-58
J 25	*at NC State	L	71-60
J 28	*at Florida State	L	63-47
F 2	*#1/1 DUKE	L	76-61
F 4	*MIAMI	W	73-60
F 6	NORTH FLORIDA	W	90-57
F 11	*#6/6 MARYLAND	L	83-74
F 15	*at Virginia Tech	W	79-76
F 18	*FLORIDA STATE	L	79-77
F 22	*at Georgia Tech	L	73-49
F 25	*at Clemson	W	86-85
M 1	vs. Clemson%	W	89-82
M 2	vs. #1/1 Duke%	L	79-58
M 19	CHARLOTTE (WNIT)	W	74-72
M 22	SOUTH FLORIDA (WNIT)	W	73-71
M 25	at Wisconsin (WNIT)	L	84-78

(32) Junkanoo Jam (Freeport, The Bahamas)
(CC) Marriott Cavalier Classic (Charlottesville, Va.)
% ACC Tournament (Greensboro, N.C.)

2007-08 24-10, 10-4 ACC (T-3rd)

Head Coach—Debbie Ryan

Home 14-3, Away 6-4, Neutral 4-3

Monica Wright 17.6 ppg, Aisha Mohammed 9.2 rpg

N 10	LONGWOOD	W	62-49
N 12	#13 GEO. WASHINGTON	L	70-68
N 15	at South Carolina	L	66-64
N 18	RICHMOND	W	80-59
N 23	vs. #21/22 Texas (16)	W	86-83
N 24	vs. Minnesota (16)	W	73-62
N 25	vs. Hartford (16)	L	70-53
N 30	WISCONSIN	W	84-60
D 2	FAIRLEIGH DICKINSON	W	83-35
D 5	at #2/2 Connecticut	L	75-54
D 20	DAVIDSON	W	83-68
D 28	DELAWARE STATE (CC)	W	71-54
D 29	MARSHALL (CC)	W	78-56
J 2	at Rider	W	98-51
J 6	*at Wake Forest	W	69-50
J 9	RHODE ISLAND	W	89-53
J 13	*VIRGINIA TECH	W	70-57
J 18	*#4 MARYLAND	L	74-62
J 21	*at Miami	W	79-68
J 26	*at Florida State	WOT	69-66
F 1	*NC STATE	W	74-49
F 4	MOREHEAD STATE	W	88-43
F 8	*at #4 Maryland	L	86-80
F 10	*FLORIDA STATE	W	77-58
F 15	*#3 NORTH CAROLINA	L	90-82
F 17	*at Virginia Tech	W	62-53
F 21	*CLEMSON	W	83-71
F 24	*at #12 Duke	L	78-70
F 28	*at Boston College	W	67-57
M 2	*GEORGIA TECH	W2OT	103-101
M 7	vs. Georgia Tech%	W	52-43
M 8	vs. #2 North Carolina %	L	80-65
M 23	vs. UC Santa Barbara (33)	W	86-52
M 25	vs. #11 Old Dominion(33)	L	88-85

(16) Rainbow Wahine Classic (Honolulu, Hawaii)
(CC) Marriott Cavalier Classic (Charlottesville, Va.)
(33) 2008 NCAA Tournament (Norfolk, Va.)
% ACC Tournament (Greensboro, N.C.)



ALL-TIME RESULTS

2008-09 24-10, 8-6 ACC (T-5th)

Head Coach—Debbie Ryan

Home 15-2, Away 6-5, Neutral 3-3

Stat Leaders: Monica Wright 20.5ppg, Aisha Mohammed 10.1 rpg

N 14	HIGH POINT	W	78-48
N 17	at #5 Tennessee	W	83-82
N 21	at #25 Old Dominion	L	78-70
N 24	COLORADO	W	77-43
N 28	vs. Utah (34)	W	65-57
N 29	at Marquette (34)	W	76-71
N 30	vs. Gonzaga (34)	L	69-62
D 4	at Illinois (B1G)	W	63-39
D 6	EAST CAROLINA	W	80-67
D 18	MONMOUTH	W	73-45
D 21	MOUNT ST. MARY'S	W	65-55
D 28	RIDER (CC)	W	83-38
D 29	LOUISIANA TECH (CC)	W	68-52
J 2	GEORGIA	W	62-60
J 5	ST. FRANCIS (PA.)	W	82-66
J 11	*#25 WAKE FOREST	W	77-59
J 16	*at #2 North Carolina	L	103-74
J 21	*at Virginia Tech	W	75-69
J 23	*#22 FLORIDA STATE	L	80-75
J 26	*at Clemson	W	75-67
J 30	*#8 MARYLAND	W	89-81
F 1	LONGWOOD	W	88-50
F 5	*#4 DUKE	L	81-67
F 8	*VIRGINIA TECH	W	69-61
F 12	*at #9 Maryland	L	94-78
F 15	*at NC State	L	60-54
F 19	*MIAMI	WOT	84-75
F 22	*BOSTON COLLEGE	W	90-70
F 24	*at #11 Florida State	W	68-63
M 1	*at Georgia Tech	L	74-66
M 5	vs. Virginia Tech %	W	66-57
M 6	vs. #8 Duke %	L	76-53
M 21	vs. Marist (35)	W	68-61
M 23	vs. #13 California (35)	L	99-73

(34) WBCA Classic (Milwaukee, Wis.)
 (B1G) ACC/Big Ten Challenge (Champaign, Ill.)
 (CC) Marriott Cavalier Classic (Charlottesville, Va.)
 % ACC Tournament (Greensboro, N.C.)
 (35) 2009 NCAA Tournament (Los Angeles, Calif.)

2009-10 21-10, 9-5 ACC (3rd)

Head Coach—Debbie Ryan

Home 13-4, Away 6-4, Neutral 2-2

Stat Leaders: Monica Wright 23.7 ppg, 6.5 rpg

N 13	at UMBC	W	68-57
N 15	MANHATTAN	W	86-68
N 18	USC UPSTATE	W	110-63
N 22	#6 TENNESSEE	L	77-63
N 26	vs. Indiana (32)	W	84-79
N 27	vs. South Dakota State (32)	W	78-66
D 3	PURDUE (B1G)	W	56-49
D 6	JAMES MADISON	L	75-73
D 8	FURMAN	W	74-43
D 20	at #12 Georgia	L	69-53
D 28	SAMFORD (CC)	W	69-60
D 29	LIBERTY (CC)	W	63-54
J 2	at Colorado	W	74-59
J 4	ST. BONAVENTURE	W	72-64
J 7	*at #11 Florida State	L	68-50
J 11	*MARYLAND	L	61-60
J 18	*at Virginia Tech	W	70-56
J 21	*at Boston College	W	70-68
J 25	*GEORGIA TECH	W	57-55
J 27	*NC STATE	W	73-60
J 31	*at Wake Forest	L	64-57
F 4	*CLEMSON	W	82-60
F 8	*at Maryland	W	82-68
F 11	*at Miami	WOT	69-63
F 15	*#20 NORTH CAROLINA	W2OT	82-78
F 16	LONGWOOD	W	81-40
F 22	*#10 FLORIDA STATE	L	59-58
F 26	*at #6 Duke	L	83-65
F 28	*VIRGINIA TECH	W	55-46
M 5	vs. NC State %	L	66-59
M 21	vs. Wisconsin-Green Bay (36)	L	69-67

(32) Junkanoo Jam (Freeport, Grand Bahama Island)
 (CC) Marriott Cavalier Classic (Charlottesville, Va.)
 % ACC Tournament (Greensboro, N.C.)
 (36) 2010 NCAA Tournament (Ames, Iowa)

2010-11 19-16, 5-7 ACC (8th)

Head Coach—Debbie Ryan

Home 13-6, Away 3-7, Neutral 1-3

Stat Leaders: Ariana Moore 9.7ppg, Chelsea Shine 4.8 rpg

N 12	at Hofstra	W	82-66
N 14	MOUNT ST. MARY'S	W	81-58
N 18	at #4 Tennessee	L	85-73
N 21	LONGWOOD	W	74-63
N 25	vs. #17 Iowa State (31)	L	66-48
N 26	vs. #10 West Virginia (31)	L	57-43
N 27	vs. #21 TCU (31)	W	59-55
D 2	at #6 Ohio State (B1G)	L	74-46
D 4	DREXEL	W	63-54
D 6	RADFORD	W	76-52
D 18	UMBC	W	61-46
D 20	at James Madison	L	82-80
D 28	N. CAROLINA A&T (CC)	W	88-59
D 29	E. TENNESSEE ST (CC)	W	83-66
J 3	RICHMOND	W	75-62
J 6	*MIAMI	L	82-73
J 9	*at #19 Florida State	L	61-51
J 13	*at Georgia Tech	L	68-48
J 16	PENNSYLVANIA	W	54-45
J 21	*#14 MARYLAND	LOT	77-75
J 23	*VIRGINIA TECH	W	72-37
J 28	*at #14 North Carolina	L	64-52
J 30	*at Clemson	L	84-74
F 3	*WAKE FOREST	W	73-46
F 7	*#14 FLORIDA STATE	L	78-74
F 10	*at NC State	W4OT	94-92
F 13	*at #11 Maryland	W	60-57
F 20	*BOSTON COLLEGE	L	73-50
F 24	*#9 DUKE	L	71-48
F 27	*at Virginia Tech	WOT	73-71
M 3	vs. Wake Forest %	L	74-68
M 17	MORGAN STATE (WNIT)	W	69-56
M 20	at Loyola (WNIT)	W	71-49
M 24	BOSTON COLLEGE (WNIT)	W	53-48
M 26	CHARLOTTE (WNIT)	L	79-74

(31) Paradise Jam (U.S. Virgin Islands)
 (CC) Marriott Cavalier Classic (Charlottesville, Va.)
 (WNIT) WNIT
 % ACC Tournament (Greensboro, N.C.)

2011-12 25-11, 9-7 ACC (T-5th)

Head Coach—Joanne Boyle

Home 17-3, Away 7-5, Neutral 1-3

Stat Leaders: Ariana Moore 14.4 ppg, Chelsea Shine 5.6 rpg

N 11	APPALACHIAN STATE	W	80-48
N 14	at Providence	W	55-38
N 16	HIGH POINT	W	67-41
N 20	#3 TENNESSEE	WOT	69-64
N 25	vs. #24 Texas (36)	L	79-53
N 26	at Hawaii (36)	W	60-43
N 27	vs. California (36)	L	59-50
D 1	INDIANA (B1G)	W	65-49
D 4	at Richmond	W	69-56
D 7	LIBERTY	W	64-38
D 18	RADFORD	W	92-43
D 20	JAMES MADISON	W	59-53
D 28	WAGNER (CC)	W	84-41
D 29	MASSACHUSETTS (CC)	W	53-38
J 2	*at #7 Duke	L	77-66
J 5	*#25 NORTH CAROLINA	L2OT	78-73
J 8	*at Clemson	W	54-47
J 12	*VIRGINIA TECH	W	52-39
J 16	*at #8 Maryland	L	68-61
J 19	*#11 MIAMI	L	56-53
J 21	*BOSTON COLLEGE	W	69-58
J 25	*at Georgia Tech	L	63-53
J 29	*FLORIDA STATE	W	62-52
F 3	*at #23 North Carolina	L	64-56
F 5	*at NC State	W	55-47
F 12	*CLEMSON	W	68-36
F 16	*#8 MARYLAND	L	73-56
F 19	*at Virginia Tech	W	66-40
F 24	*WAKE FOREST	W	61-55
F 26	*at Florida State	W	66-57
M 1	vs. Boston College %	W	72-41
M 2	vs. #6 Maryland %	L	70-58
M 15	HOWARD (WNIT)	WOT	59-56
M 19	RICHMOND (WNIT)	W	68-55
M 22	APPALACHIAN ST (WNIT)	W	74-58
M 25	at James Madison (WNIT)	L	68-59

(36) Waikiki Beach Marriott Resort Showdown (Honolulu)
 (65) WNIT
 % ACC Tournament (Greensboro, N.C.)

2012-13 16-14, 8-10 ACC (6th)

Head Coach—Joanne Boyle

Home 10-5, Away 5-7, Neutral 1-2

Stat Leaders: Aaira Franklin 14.3 ppg, Telia McCall 7.7 rpg

N 9	JAMES MADISON	W	78-57
N 12	at Penn	W	68-65
N 18	PROVIDENCE	W	61-42
N 23	vs. #17 Vanderbilt (37)	W	73-66
N 24	vs. Syracuse (37)	L	74-73
N 29	at Minnesota (B1G)	W	90-68
D 2	#25 WEST VIRGINIA	L	54-47
D 6	at #9 Maryland*	L	79-55
D 18	COPPIN STATE	W	54-44
D 21	at Alabama	L2OT	73-70
D 28	NORFOLK STATE (CC)	W	66-23
D 29	XAVIER (CC)	W	54-45
J 3	VIRGINIA TECH*	W	52-48
J 6	at Miami*	L	58-52
J 10	at Georgia Tech*	W	62-51
J 13	NC STATE*	W	78-59
J 17	at #11 North Carolina*	L	71-60
J 20	MIAMI*	W	62-52
J 24	BOSTON COLLEGE*	W	69-57
J 27	at Wake Forest*	W	69-64
F 3	GEORGIA TECH*	L	65-62
F 8	#5 DUKE*	L	62-41
F 10	at Virginia Tech*	W	50-47
F 14	at Boston College*	L	61-49
F 17	#7 MARYLAND*	L	73-44
F 21	at Clemson*	L	64-62
F 25	WAKE FOREST*	LOT	73-68
F 28	at NC State*	L	80-59
M 3	#24 FLORIDA STATE*	W	72-60
M 7	Boston College %	L	66-57

(37) San Juan Shootout (Guaynabo, PR.)
 (CC) Cavalier Classic, presented by Holiday Inn University Area (Charlottesville, Va.)
 % ACC Tournament (Greensboro, N.C.)

2013-14 14-17, 6-10 ACC (10th)

Head Coach—Joanne Boyle

Home 9-5, Away 4-8, Neutral 1-4

Stat Leaders: Aaira Franklin 13.8 ppg, Sarah Imovbioh 8.2 rpg

N 8	at James Madison	L	63-46
N 1	HIGH POINT	W	73-54
N 16	LOUISIANA TECH	W	95-82
N 19	at Liberty	W	61-60
N 24	at West Virginia	L	68-58
N 28	vs. #3 Tennessee (32)	L	76-67
N 29	vs. Kansas State (32)	L	49-46
D 5	MICHIGAN (B1G)	L	73-53
D 17	UMES	W	81-46
D 20	vs. Tulane (38)	LOT	79-72
D 21	at Florida Gulf Coast (38)	W	85-56
D 28	COPPIN STATE (CC)	W	70-45
D 29	PRINCETON (CC)	W	69-57
J 5	PITTSBURGH*	L	79-75
J 9	at Virginia Tech*	W	67-60
J 12	#2 NOTRE DAME*	L	79-72
J 16	at #3 Duke*	L	90-55
J 19	#17 FLORIDA STATE*	W	85-68
J 23	#6 MARYLAND*	W	86-72
J 26	at Syracuse*	L	84-75
J 30	at Wake Forest*	W	64-59
F 2	CLEMSON*	W	80-43
F 6	at Boston College*	L	69-65
F 14	at Georgia Tech*	L	95-76
F 16	VIRGINIA TECH*	W	80-64
F 20	#11 NORTH CAROLINA*	L	80-74
F 23	at #14 NC State*	L	68-66
F 27	MIAMI*	L	83-63
M 2	at Florida State*	L	82-70
M 5	vs Boston College %	W	74-59
M 6	vs Georgia Tech %	L	77-76

(32) Junkanoo Jam (Grand Bahama Island.)
 (38) FGCU Hilton Garden Inn/Homewood Suites Classic (Fort Myers, Fla.)
 (cc) Cavalier Classic, presented by Holiday Inn University Area (Charlottesville, Va.)
 % ACC Tournament (Greensboro, N.C.)

ALL-TIME RESULTS



2014-15 17-14, 7-9 ACC (9th)

Head Coach— Joanne Boyle

Home 13-4, Away 4-8, Neutral 0-2

Faith Randolph 16.4 ppg, Sarah Imovbioh 10.8 rpg

N 14	OHIO STATE	W	87-82
N 16	RADFORD	W	75-47
N 20	at Xavier	W	71-62
N 23	AUBURN	W	66-51
N 28	vs. Toledo (39)	L	64-62
N 30	vs. FIU (39)	W	74-61
D 03	at Illinois (B1G)	L	86-63
D 06	DELAWARE STATE	W	100-62
D 16	LONGWOOD	W	91-49
D 19	SAINT MARY'S	W	62-49
D 21	HOWARD	W	74-53
D 28	DAVIDSON (CC)	L	67-57
D 29	DREXEL (CC)	W	72-66
J 04	at Virginia Tech*	W	62-47
J 08	WAKE FOREST*	W	72-70
J 11	at #21 Syracuse*	L	70-58
J 15	BOSTON COLLEGE*	W	68-56
J 18	at #4 Louisville*	L	67-55
J 21	at Miami*	L	67-58
J 25	GEORGIA TECH*	L	68-62
J 29	NC STATE*	W	71-63
F 1	at Clemson*	W	77-72
F 5	at #4 Notre Dame*	L	75-54
F 12	#11 DUKE*	L	71-45
F 15	#7 FLORIDA STATE*	L	65-56
F 19	at Pittsburgh*	LOT	68-63
F 22	VIRGINIA TECH*	W	73-59
F 26	at #15 North Carolina*	L	72-70
M 1	#8 LOUISVILLE*	W	75-59
M 5	vs Miami%	L	62-52
M 19	at Old Dominion (WNIT)	L	69-62

(39) Florida International Thanksgiving Classic (Miami, Fla.)

(CC) Cavalier Classic, presented by Holiday Inn University Area (Charlottesville, Va.)

% ACC Tournament (Greensboro, N.C.)

2015-16 18-16, 6-10 ACC (9th)

Head Coach— Joanne Boyle

Home 10-6, Away 7-7, Neutral 1-3

Mikayla Venson 15.1 ppg, Lauren Moses 6.9 rpg

N 13	at Middle Tennessee	W	70-66
N 16	NORFOLK STATE	W	86-50
N 19	at Auburn	W	69-52
N 22	LONGWOOD	W	81-46
N 26	vs. Green Bay (31)	W	68-59
N 27	vs. Rutgers (31)	L	60-48
N 28	vs. Tulane (31)	L	67-62
D 2	#24 IOWA (WNIT)	L	85-73
D 5	NJIT	W	81-54
D 8	BOWLING GREEN	W	68-39
D 18	CHARLESTON SOUTHERN	W	85-65
D 21	at #9 Ohio State	L	93-73
D 28	COPPIN STATE (CC)	W	75-40
D 29	RICHMOND (CC)	W	71-51
J 3	#22 MIAMI*	W	76-56
J 7	#3 NOTRE DAME*	L	74-46
J 10	at Wake Forest*	W	52-50
J 14	#23 LOUISVILLE*	L	59-41
J 17	at Georgia Tech*	W	78-67
J 21	at #14 Florida State*	L	70-48
J 24	PITTSBURGH*	L	58-55
J 27	at NC State*	L	63-52
F 4	at Duke*	L	67-52
F 7	VIRGINIA TECH*	L	66-46
F 11	SYRACUSE*	L	91-57
F 14	at Boston College*	W	61-50
F 18	at #11 Louisville*	L	74-59
F 21	CLEMSON*	W	65-48
F 25	NORTH CAROLINA*	W	72-68
F 28	at Virginia Tech	L	60-55
M 3	vs. Duke%	L	57-53
M 17	at VCU (WNIT)	W	52-50
M 20	at Rutgers (WNIT)	W	71-55
M 22	at Hofstra (WNIT)	L	65-57

(31) Paradise Jam (U.S. Virgin Islands)

(CC) Cavalier Classic, presented by Holiday Inn University Area (Charlottesville, Va.)

% ACC Tournament (Greensboro, N.C.)

2016-17 20-13, 7-9 ACC (8th)

Head Coach— Joanne Boyle

Home 12-3, Away 6-8, Neutral 2-2

Breyana Mason 10.3 ppg, Jocelyn Willoughby 6.2 rpg

N 11	MIDDLE TENN	W	63-51
N 13	COPPIN STATE	W	103-40
N 16	at Richmond	W	63-56
N 20	RUTGERS	W	62-54
N 25	vs. St. John's (40)	L	63-56
N 26	vs. Nebraska (40)	W	73-51
D 1	at Northwestern (B1G)	L	69-60
D 4	at Bowling Green	W	67-47
D 16	UIC	W	76-39
D 19	at Georgia	W	66-43
D 21	MD EASTERN SHORE	W	60-50
D 28	UMBC (84)	W	56-30
D 29	DAYTON (84)	W	66-56
J 2	at RV Syracuse*	L	54-49
J 5	No. 8 LOUISVILLE*	LOT	86-81
J 8	at North Carolina*	L	67-58
J 15	BOSTON COLLEGE*	W	62-55
J 19	at Clemson*	W	69-37
J 22	at Pittsburgh*	L	62-54
J 26	No. 19 VIRGINIA TECH*	W	76-27
J 29	at No. 8 Notre Dame*	L	82-74
F 2	GEORGIA TECH*	WOT	65-64
F 5	No. 15 DUKE*	L	70-51
F 9	at No. 16 Miami*	L	63-52
F 12	WAKE FOREST*	WOT	60-57
F 16	No. 4 FLORIDA STATE*	W	60-51
F 19	at Virginia Tech*	W	63-55
F 23	at No. 14 Louisville*	L	66-55
F 26	No. 18 NC STATE*	L	59-48
M 2	Wake Forest%	W	61-44
M 3	No. 3 Notre Dame%	L	76-59
M 17	at Saint Joseph's (WNIT)	W	62-56
M 19	at James Madison (WNIT)	L	61-55

(40) SouthPoint Shootout (Las Vegas, Nevada)

(CC) Cavalier Classic (Charlottesville, Va.)

% ACC Tournament (Conway, S.C.)

2017-18 19-14, 10-6 ACC (T-6th)

Head Coach— Joanne Boyle

Home 10-6, Away 5-7, Neutral 4-1

Dominique Toussaint 11.4 ppg, Felicia Aiyetotan 6.9 rpg

N 10	at #7 Mississippi St.	L	68-53
N 12	CENTRAL CONN	W	103-59
N 16	GEORGIA	L	64-61
N 19	at Dayton	L	61-46
N 21	HAMPTON	W	66-62
N 25	HARVARD (CC)	W	50-48
N 26	DUQUESNE (CC)	L	74-63
D 29	#15 MARYLAND (B1G)	L	60-59
D 2	UNCG	W	68-50
D 4	at Rutgers	L	52-43
D 17	vs Ohio (41)	W	77-59
D 18	vs Indiana (41)	WOT	82-72
D 21	MANHATTAN	W	69-47
D 28	PITTSBURGH*	W	62-50
D 31	SYRACUSE*	W	68-63
J 4	at NC State*	W	73-63
J 7	CLEMSON*	W	70-41
J 11	at Boston College*	W	68-57
J 14	at #16 Duke*	L	55-48
J 21	VIRGINIA TECH*	W	61-52
J 25	NORTH CAROLINA*	W	82-70
J 28	at Georgia Tech*	W	62-56
F 1	#4 LOUISVILLE*	L	77-41
F 8	#No. 12 Florida State*	L	77-62
F 11	at Virginia Tech*	W	64-62
F 15	#5 NOTRE DAME*	L	83-69
F 18	MIAMI*	L	77-62
F 22	#4 Louisville*	L	51-39
F 25	at Wake Forest*	W	48-41
M 1	Georgia Tech%	W	60-58
M 2	#5 Notre Dame%	L	83-47
M 16	vs. California (42)	W	68-62
M 18	at #7 South Carolina (42)	L	66-56

(88) West Palm Invitational (Keiser University)

(42) NCAA Tournament, First & Second Rounds (Columbia, S.C.)

% ACC Tournament (Greensboro, N.C.)

2018-19 12-19, 5-11 ACC (12th)

Head Coach— Tina Thompson

Home 8-8, Away 2-9, Neutral 2-2

Jocelyn Willoughby 14.8 ppg, Jocelyn Willoughby 8.2 rpg

N 9	#6 MISSISSIPPI STATE	L	72-44
N 15	at Kentucky	L	63-51
N 18	at Old Dominion	W	73-67
N 20	NC A&T	W	67-57
N 24	CENTRAL MICHIGAN (CC)	L	74-61
N 25	SAINT LOUIS (CC)	L	67-65
N 28	at Michigan State (B1G)	L	91-66
D 2	COPPIN STATE	W	55-41
D 5	AMERICAN	W	57-54
D 8	RADFORD	L	57-44
D 20	vs Alabama (43)	L	64-52
D 21	vs South Florida (43)	W	74-67
D 30	CHARLOTTE	W	65-61
J 3	FLORIDA STATE*	L	63-61
J 6	at Clemson*	L	71-65
J 10	VIRGINIA TECH*	W	62-58
J 13	#8 NC STATE*	L	66-38
J 17	at #4 Louisville*	L	91-43
J 24	at Pittsburgh*	W	74-57
J 27	WAKE FOREST*	L	52-42
J 31	at #18 Syracuse*	L	72-68
F 3	at #23 Miami*	L	72-59
F 7	BOSTON COLLEGE*	W	79-77
F 10	DUKE*	W	53-47
F 17	at North Carolina*	L	70-53
F 21	#4 LOUISVILLE*	L	71-49
F 24	GEORGIA TECH*	W	53-45
F 28	at Virginia Tech*	L	63-45
M 3	at No. 4 Notre Dame*	W	103-66
M 6	vs Boston College%	W	77-61
M 7	vs #18 Syracuse%	L	67-57

(43) Florida Sunshine Classic (Rollins College, Winter Park, Fla.)

% ACC Tournament (Greensboro, N.C.)

2019-20 13-17, 8-10 ACC (9th)

Head Coach— Tina Thompson

Home 9-5, Away 4-1, Neutral 0-2

Jocelyn Willoughby 19.2 ppg, Jocelyn Willoughby 7.7 rpg

N 5	BUCKNELL	W	84-60
N 9	at USC	L	59-49
N 12	at CSUN	W	72-47
N 16	#13 KENTUCKY	L	50-47
N 19	at #4 UConn	L	83-44
N 24	OLD DOMINION	WOT	56-53
N 30	JAMES MADISON	W	55-49
D 1	#11 UCLA	L	73-62
D 5	at Rutgers (B1G)	L	73-63
D 20	vs UNLV (44)	W	63-55
D 21	vs #15 Mississippi St (44)	L	72-59
D 29	at Georgia Tech*	L	61-51
J 2	NORTH CAROLINA*	L	65-47
J 5	at #9 NC State*	L	80-60
J 9	DUKE*	W	66-63
J 12	at Boston College*	W	69-52
J 16	at Wake Forest*	L	62-56
J 19	VIRGINIA TECH*	L	69-61
J 23	at #5 Louisville*	L	71-56
J 26	NOTRE DAME*	W	90-60
J 30	at North Carolina*	L	78-68
F 2	SYRACUSE*	W	58-41
F 6	CLEMSON*	W	70-54
F 9	at #17 Florida State*	L	63-55
F 13	MIAMI*	W	69-64
F 20	at Duke*	L	62-47
F 23	at Virginia Tech*	W	86-76
F 27	PITTSBURGH*	W	66-55
M 1	#8 NC STATE*	L	75-64
M 5	vs Syracuse%	L	67-50

(44) Duel in the Desert (Las Vegas, Nev.)

% ACC Tournament (Greensboro, N.C.)



ALL-TIME RESULTS

2020-21 0-5, 0-2 ACC (N/A)

Head Coach— Tina Thompson

Home 0-3, Away 0-2

COVID-19 Shortened Season

N 25	at UCF	L	60-34
N 29	EAST CAROLINA	L	54-51
D 3	JAMES MADISON	L	71-67
D 10	CLEMSON*	L	71-55
D 13	at Florida State*	L	69-51

2021-22 5-22, 2-14 ACC (T-14th)

Head Coach— Tina Thompson

Home 3-11, Away 2-10, Neutral 0-1

N 9	at James Madison	L	84-69
N 14	SOUTHERN CALIFORNIA	L	65-48
N 17	UCF	L	59-38
N 21	at #20 UCLA	L	69-57
N 23	at Fullerton	W	60-48
N 26	RHODE ISLAND	L	80-70
N 28	RICHMOND	L	74-65
D 2	WILLIAM & MARY	W	60-44
D 5	at George Washington	W	62-53
D 7	AMERICAN	L	69-56
D 19	at #2 NC State*	L	82-55
D 22	at Texas Southern		canceled
D 30	NOTRE DAME*		postponed
J 2	MIAMI*		postponed
J 6	at Virginia Tech		postponed
J 9	at #16 Georgia Tech	L	67-31
J 13	# 4 NC STATE*	L	66-43
J 16	SYRACUSE*		postponed
J 18	at Virginia Tech	L	69-52
J 20	at #20 North Carolina	L	61-52
J 23	at #21 Duke	L	57-48
J 25	#19 NOTRE DAME		forfeit
J 27	VIRGINIA TECH*	L	71-42
J 30	at Florida State	L	62-37
F 3	at Boston College	L	65-57
F 6	CLEMSON*	L	59-55
F 8	SYRACUSE*	L	77-70
F 10	at #3 Louisville		forfeit
F 13	at Wake Forest	L	68-53
F 15	MIAMI*	L	71-55
F 17	DUKE*	W	67-54
F 20	PITT*	W	74-65
F 24	#18 NORTH CAROLINA*	L	68-57
M 2	vs. Wake Forest%	L	63-51

% ACC Tournament (Greensboro, N.C.)

SERIES RECORDS



Opponent	Rec.	Last Meeting	Streak
Alabama	2-2	L, 64-52	12/20/18 L2
Ala.-Birmingham	1-0	W, 81-63	12/29/06 W1
Alabama State	1-0	W, 106-21	12/29/96 W1
Albany	1-0	W, 59-34	12/28/04 W1
American	4-2	L, 69-56	12/07/21 L1
Appalachian State	2-0	W, 74-58	03/22/12 W2
Arkansas State	1-1	W, 57-55	02/13/00 W1
Arizona	3-1	W, 70-65	11/28/03 W1
Arizona State	0-1	L, 60-50	11/11/04 L1
Auburn	5-1	W, 69-52	11/19/15 W2
Augusta	1-0	W, 76-38	12/19/89 W1
Baylor	1-0	W, 80-51	01/24/99 W1
Boston College	17-6	L, 65-57	02/03/22 L1
Bowling Green	2-0	W, 67-47	12/04/16 W2
Bridgewater	5-1	W, 77-52	02/23/79 W3
Brown	1-0	W, 111-49	12/28/98 W1
Bucknell	2-0	W, 84-60	11/05/19 W2
Butler	1-0	W, 88-54	12/29/99 W1
California	3-2	W, 68-62	03/16/18 W1
Cal-St. Northridge	2-0	W, 72-47	11/12/19 W2
Campbell	1-1	W, 77-60	11/20/79 W1
Canisius	1-0	W, 92-36	11/26/91 W1
Central Connecticut	1-0	W, 103-59	11/12/17 W1
Central Florida	1-2	L, 59-38	11/17/21 L2
Central Michigan	0-1	L, 74-61	11/24/18 L1
Charleston	0-1	L, 76-44	12/21/77 L1
Charleston Southern	1-0	W, 85-65	12/18/15 W1
Charlotte	5-1	W, 65-61	12/30/18 W1
Clemson	45-33	L, 59-55	02/06/22 L2
Cleveland State	4-0	W, 100-60	12/16/06 W4
Clinch Valley	1-0	W, 61-50	02/15/75 W1
Colorado	3-0	W, 74-59	01/02/10 W3
Connecticut	2-5	L, 83-44	11/19/19 L5
Coppin State	6-0	W, 55-41	12/02/18 W6
Creighton	1-0	W, 63-60	12/29/93 W1
Dartmouth	3-0	W, 83-70	01/23/05 W3
Davidson	1-1	L, 67-57	12/28/14 L1
Dayton	1-1	L, 61-46	11/19/17 L1
Delaware State	3-0	W, 100-62	12/06/14 W3
DePaul	2-0	W, 75-63	01/09/88 W2
Drake	0-1	L, 67-53	03/22/80 L1
Drexel	2-0	W, 72-66	12/29/14 L1
Duke	35-40	W, 67-54	02/17/22 W1
Duquesne	1-1	L, 74-63	11/26/17 L1
East Carolina	2-3	L, 54-51	11/29/20 L1
East Tennessee St.	3-0	W, 83-66	12/29/10 W3
Eastern Mennonite	1-0	W, 59-39	01/25/75 W1
Emory & Henry	2-1	W, forfeit	01/23/76 W2
Fairfield	1-0	W, 110-64	11/22/91 W1
Fairleigh Dickinson	1-0	W, 83-35	12/02/07 W1
Florida	3-1	L, 81-68	12/29/02 L1
Florida Gulf Coast	1-0	W, 85-56	12/21/13 W1
Florida International	4-0	W, 74-61	11/30/14 W4
Florida State	36-20	L, 62-37	01/30/22 L5
Fordham	2-0	W, 105-55	12/29/94 W2
Fullerton	1-0	W, 60-48	11/23/21 W1
Furman	1-1	W, 74-43	12/08/09 W1
George Mason	5-0	W, 87-49	11/27/84 W5
Georgetown	7-0	W, 52-45	02/08/04 W7
Geo. Washington	10-2	L, 62-53	12/05/21 L2
Georgia	3-3	L, 64-61	11/16/17 L1
Georgia State	1-0	W, 61-60	12/17/82 W1
Georgia Tech	58-18	L, 67-31	01/09/22 L2
Gonzaga	0-1	L, 69-62	11/30/08 L1
Grambling	1-0	W, 100-79	11/26/99 W1
Green Bay	1-1	W, 68-59	11/26/15 W1
Hampton	3-0	W, 66-62	11/21/17 W3
Hartford	0-2	L, 70-53	11/25/03 L2
Harvard	2-0	W, 50-48	11/25/17 W2
Hawaii	1-1	W, 60-43	11/26/11 W1
High Point	3-0	W, 73-54	11/11/13 W3

Opponent	Rec.	Last Meeting	Streak
Hofstra	1-1	L, 65-57	03/22/16 L1
Hollins	2-0	W, 53-41	01/12/76 W2
Holy Cross	2-0	W, 80-39	12/29/05 W2
Houston	0-1	L, 67-64	12/04/04 W1
Howard	3-0	W, 74-53	12/21/14 W3
Illinois	4-1	L, 86-63	12/03/14 L1
Indiana	4-0	W, 82-72	12/18/17 W4
Iowa	0-3	L, 85-73	12/02/15 L3
Iowa State	0-1	L, 66-48	11/25/10 L1
James Madison	16-11	L, 84-69	11/09/21 L2
Kansas	1-1	L, 86-84	11/25/94 L1
Kansas State	0-1	L, 49-46	11/29/13 L1
Kent State	1-1	L, 85-74	01/24/00 L1
Kentucky	0-2	L, 50-47	11/16/19 L2
Lafayette	1-0	W, 103-41	12/07/90 W1
Lamar	1-0	W, 85-70	03/23/91 W1
Liberty	9-2	W, 61-60	11/19/13 W3
Long Beach St.	0-1	L, 73-71	01/15/81 L1
Long Island	3-0	W, 76-59	12/05/03 W3
Longwood	11-4	W, 81-46	11/22/15 W9
Louisiana Tech	4-2	W, 95-82	11/16/13 W2
Louisville	2-10	L, 71-56	01/23/20 L9
Loyola (Md.)	4-0	W, 71-49	03/20/11 W4
Lynchburg	2-0	W, 58-25	01/31/75 W2
Maine	3-0	W, 86-66	12/28/06 W3
Manhattan	3-0	W, 69-47	12/21/17 W3
Marist	1-0	W, 68-61	03/21/09 W1
Marquette	3-0	W, 76-71	11/29/08 W3
Marshall	4-0	W, 78-56	12/29/07 W4
Mary Baldwin	1-0	W, 51-48	02/13/75 W1
Mary Washington	6-0	W, 60-27	02/14/76 W6
Maryland	44-38	L, 60-59	11/29/17 L1
Md. Eastern Shore	2-0	W, 60-50	12/21/16 W2
Massachusetts	1-0	W, 53-38	12/29/11 W1
Memphis State	2-0	W, 76-75	03/15/87 W2
Mercer	1-0	W, 93-52	11/30/85 W1
Miami (Fla.)	10-11	L, 71-55	02/15/22 L1
Michigan	2-2	L, 73-53	12/05/13 L2
Michigan State	1-0	W, 91-74	12/29/90 W1
Middle Tenn. St.	3-0	W, 63-51	11/11/16 W3
Minnesota	2-3	W, 90-68	11/29/12 W2
Mississippi St.	0-3	L, 72-59	12/21/19 L3
Monmouth	1-0	W, 73-45	12/18/08 W1
Morehead State	1-0	W, 88-43	02/04/08 W1
Morgan State	4-0	W, 69-56	03/17/11 W4
Mount St. Mary's	7-0	W, 81-58	11/14/10 W7
Navy	2-0	W, 54-47	11/22/80 W2
Nebraska	1-0	W, 73-51	11/26/16 W1
Nevada-Las Vegas	2-0	W, 63-55	12/20/19 W2
New Hampshire	0-1	L, 63-62	12/27/81 L1
NJIT	1-0	W, 81-54	12/05/15 W1
Norfolk State	7-5	W, 86-50	11/16/15 W3
North Carolina	34-56	L, 68-57	01/24/22 L5
N. Carolina A&T	3-0	W, 67-57	11/20/18 W3
NC State	40-40	L, 66-43	01/13/22 L5
Northeastern	3-0	W, 81-20	12/19/95 W3
North Florida	1-0	W, 90-57	02/06/07 W1
Northwestern	1-2	L, 69-60	12/01/16 L1
Notre Dame	3-9	W, 90-60	01/26/20 W1
Ohio	1-0	W, 77-59	12/17/17 W1
Ohio State	2-7	L, 93-73	12/21/15 L1
Oklahoma State	1-0	W, 76-61	03/21/91 W1
Old Dominion	16-19	WOT, 56-53	11/24/19 W2
Pacific	1-0	W, 101-79	01/01/87 W1
Pennsylvania	4-0	W, 68-65	11/12/12 W4
Penn State	4-3	L, 82-69	03/12/99 L3
Pepperdine	1-0	W, 74-62	03/17/00 W1
Pittsburgh	6-5	W, 74-65	02/20/22 W4
Princeton	2-0	W, 69-57	12/29/13 W2
Providence	3-0	W, 61-42	11/18/12 W3
Purdue	1-0	W, 56-49	12/03/09 W1



SERIES RECORDS

Opponent	Rec.	Last Meeting	Streak
Queens	1-0	W, 61-52	12/28/80 W1
Radford	8-8	L, 57-44	12/8/18 L1
Randolph-Macon	2-0	W, 75-33	11/28/78 W2
R.M. Woman's Col.	3-0	W, 47-45	12/04/75 W3
Rhode Island	3-1	L, 80-70	11/26/21 L1
Richmond	16-4	L, 74-65	11/28/21 L1
Rider	5-0	W, 83-38	12/28/08 W5
Roanoke	2-1	W, 61-44	02/12/76 W2
Robert Morris	1-0	W, 86-59	11/28/93 W1
Rutgers	7-6	L, 73-63	12/05/19 L2
St. Bonaventure	1-0	W, 72-64	01/04/10 W1
St. Francis (Pa.)	6-0	W, 82-66	01/05/09 W6
St. John's	2-1	L, 66-55	11/25/16 L1
St. Joseph's	5-4	W, 62-56	03/17/17 W2
Saint Louis	0-1	L, 67-65	11/25/18 L1
Saint Mary's (Ca.)	1-0	W, 62-49	12/19/14 W1
St. Peter's	3-0	W, 91-59	11/24/90 W3
Samford	1-0	W, 69-60	12/28/09 W1
San Diego State	1-0	W, 38-34	12/29/81 W1
Santa Clara	1-0	W, 62-60	12/30/97 W1
Scranton	1-0	W, 110-50	12/02/83 W1
Seton Hall	2-0	W, 85-65	12/02/06 W2
Siena	1-0	W, 83-43	12/27/99 W1
South Carolina	3-3	L, 66-56	03/18/18 L2
S. Carolina Upstate	1-0	W, 110-63	11/18/09 W1
South Dakota St.	1-1	W, 78-66	11/27/09 W1
South Florida	2-0	W, 74-67	12/21/18 W2
Southern Cal	2-3	L, 65-48	11/14/21 L2
Southern Illinois	1-0	W, 81-60	11/24/89 W1
So. Methodist	1-0	W, 77-68	03/13/98 W1
SW Missouri St.	1-0	W, 67-63	03/19/94 W1
Stanford	1-3	L, 91-69	03/22/97 L3
Stephen F. Austin	1-0	W, 74-72	03/17/91 W1
Sweet Briar	1-0	W, 72-23	12/08/75 W1

Opponent	Rec.	Last Meeting	Streak
Syracuse	5-9	L, 77-70	02/08/22 L2
TCU	1-0	W, 59-55	11/27/10 W1
Temple	4-1	W, 71-65	11/29/06 W4
Tennessee	3-14	L, 76-67	11/28/13 L1
Tennessee Tech	2-0	W, 75-54	11/27/94 W2
Texas	3-4	L, 79-53	11/25/11 L1
Toledo	1-1	L, 64-62	11/28/14 L1
Towson	1-0	W, 102-44	12/11/98 W1
Troy State	1-0	W, 96-74	03/14/97 W1
Tulane	0-3	L, 67-62	11/28/15 L3
UCLA	2-2	L, 69-57	11/21/21 L2
UC Santa Barbara	2-1	W, 86-52	03/23/08 W1
UIC	1-0	W, 76-39	12/16/16 W1
UMBC	3-0	W, 56-30	12/21/16 W3
UNC-Greensboro	4-0	W, 68-50	12/02/17 W4
Utah	2-0	W, 65-57	11/28/08 W2
Vanderbilt	4-2	W, 73-66	11/23/12 W2
Villanova	1-2	W, 69-50	12/29/88 W1
Va. Common.	15-6	W, 52-50	03/17/16 W13
Virginia State	6-2	W, 76-41	12/02/80 W2
Virginia Tech	51-16	L, 71-42	01/27/22 L2
Virginia Union	6-1	W, 67-50	12/08/81 W1
Wagner	2-0	W, 84-41	12/28/11 W2
Wake Forest	68-9	L, 61-53	03/02/22 L4
Washington	1-0	W, 85-64	11/28/99 W1
Wayland Baptist	1-0	W, 67-62	03/20/80 W1
West Virginia	5-3	L, 68-58	11/24/13 L3
William & Mary	11-0	W, 60-44	12/02/21 W11
Wisconsin	2-1	W, 84-60	11/30/07 W1
Wisc. Green Bay	0-1	L, 69-67	03/21/10 L1
Wright State	1-0	W, 74-56	11/20/05 W1
Xavier	2-0	W, 71-62	11/20/14 W2
Yale	1-0	W, 92-41	12/28/05 W1



UVA VS 2022-23 OPPONENTS



AMERICAN: 4-2

Date	Score	Mar.	W/L	Site
11/30/81	77-48	+29	W	H
11/28/87	91-62	+29	W	H
12/04/94	89-38	+51	W	H
11/24/96	69-67	-2	L	A
12/05/18	57-54	+3	W	H
12/07/21	62-53	-9	L	A

Home 4-0 Away 0-2

BOSTON COLLEGE: 17-6

Date	Score	Mar.	W/L	Site
01/26/06	57-43	-14	L	#H
03/02/06	57-54	+3	W	*N
01/26/06	65-63	+2	WOT	#H
01/14/07	57-54	+3	W	#H
02/22/09	90-70	+20	W	#H
01/21/10	70-56	+14	W	#A
02/20/11	73-50	-23	L	#H
03/24/11	53-48	+5	W	H
01/21/12	69-58	+11	W	#H
03/01/12	72-41	+31	W	*N
01/24/13	69-57	+12	W	#H
02/14/13	61-49	-12	L	#A
03/07/13	66-57	-9	L	*N
02/06/14	69-65	-4	L	#A
03/05/14	74-59	+15	W	*N
01/15/15	68-56	+12	W	#H
02/14/16	61-50	+11	W	#A
01/15/17	62-55	+7	W	#H
01/11/18	68-57	+11	W	#A
02/07/19	79-77	+2	W	#H
03/06/19	77-61	+16	W	*N
01/12/20	69-52	+17	W	#A
02/06/22	65-57	-8	L	#A

Home 10-2, Away 4-3, Neutral 4-1

CLEMSON: 45-33

Date	Score	Mar.	W/L	Site
01/21/78	86-58	-28	L	#A
02/09/78	73-59	-14	L	*H
01/20/79	62-59	-3	L	#H
01/19/80	88-71	-17	L	#A
02/08/80	78-76	-2	L	*N
01/12/81	77-67	+10	W	#H
02/13/82	76-65	-11	L	#A
01/22/83	76-71	-5	L	#H
02/23/83	86-84	-2	LOT	#A
01/05/84	83-75	+8	W	#H
01/21/84	77-76	+1	W	#A
01/19/85	75-67	-8	L	#A
02/20/85	66-63	-3	L	#H
01/11/86	96-89	+7	WOT	#A
02/22/86	90-79	+11	W	#H
01/31/87	83-77	+6	W	#A
02/14/87	82-66	+16	W	#H
02/06/88	67-64	+3	W	#H
02/20/88	85-77	-8	L	#A
03/06/88	66-57	+9	W	*N
01/11/89	64-63	+1	W	#A
02/18/89	93-84	-9	L	#H
01/31/90	67-64	+3	W	#H
02/17/90	71-63	+8	W	#A
03/04/90	84-66	+18	W	*N
01/09/91	81-75	+6	W	#A
02/16/91	89-62	+27	W	#H
03/03/91	65-62	-3	L	*N
01/18/92	85-52	+33	W	#H
02/22/92	85-81	+4	W	#A
01/13/93	61-60	-1	L	#A
02/20/93	87-70	+17	W	#H
03/07/93	79-71	+8	WOT	*N
01/03/94	69-65	+4	W	#H
02/19/94	70-61	-9	L	#A
01/01/95	76-67	+9	W	#A
01/28/95	78-55	+23	W	#H
01/02/96	63-59	-4	L	#H
01/28/96	57-45	-12	L	#A
03/02/96	75-67	-8	L	*N
01/04/97	58-44	-14	L	#H
01/29/97	75-65	+10	W	#A
03/01/97	77-75	-2	LOT	*N
01/05/98	74-67	-7	L	#A
02/05/98	72-55	+17	W	#H
01/02/99	67-66	+1	WOT	#A
01/31/99	75-55	+20	W	#H
01/20/00	77-74	+3	W2OT	#H
02/17/00	72-63	+11	W	#A
01/15/01	87-71	-16	L	#H
01/15/01	78-71	-7	L	#A
01/07/02	79-68	-11	L	#H
02/07/02	65-73	-8	L	#A
01/02/03	63-62	-1	L	#A
02/03/03	69-54	+15	W	#H
01/02/04	58-55	-3	L	#H
01/25/04	60-56	-4	L	#A
01/16/05	68-49	+19	W	#H
02/26/06	83-64	+19	W	#H
02/25/07	86-85	+1	W	#A
03/01/07	89-82	+7	W	*N
02/21/08	83-71	+12	W	#H
01/26/09	75-67	+8	W	#A
02/04/10	82-60	+22	W	#H
01/30/11	84-74	-10	L	#A
01/08/12	54-47	+7	W	#A
02/12/12	68-36	+32	W	#H
02/21/13	64-62	-2	L	#A
02/02/14	80-43	+37	W	#H
02/01/15	77-72	+5	W	#A
02/21/16	65-48	+17	W	#H
01/19/17	69-37	+32	W	#A
01/07/18	70-41	+29	W	#H
01/06/19	71-65	-6	L	#A
02/06/20	70-54	+16	W	#H
12/10/20	71-55	-16	L	#H
02/06/22	59-55	-4	L	#H

Home 24-12, Away 17-17, Neutral 4-4

DUKE: 35-40

Date	Score	Mar.	W/L	Site
12/05/77	73-55	+18	W	#A
01/24/79	68-61	+7	W	#A
11/25/79	74-58	+16	W	#H
01/23/80	65-63	-2	L	#A
12/10/80	73-57	+16	W	#H
01/27/82	80-63	-17	L	#A
12/30/82	73-63	-10	L	#A
02/05/83	66-63	+3	W	#H
11/29/83	72-58	+14	W	#A
02/04/84	82-66	+16	W	#H
01/05/85	75-58	+17	W	#A
02/02/85	74-66	+8	W	#H
01/18/86	90-76	+14	W	#H
02/01/86	81-67	+14	W	#A
01/24/87	71-43	+28	W	#H
02/21/87	77-76	-1	L	#A
01/12/88	72-49	+23	W	#A
02/27/88	79-67	+12	W	#H
01/07/89	78-66	+12	W	#H
02/11/89	99-81	+18	W	#A
01/16/90	84-74	-10	L	#A
02/10/90	86-62	+20	W	#H
01/05/91	95-56	+39	W	#A
02/09/91	86-61	+25	W	#H
02/01/92	81-54	+27	W	#A
02/15/92	93-48	+45	W	#H
03/07/92	81-55	+26	W	*N
01/09/93	76-57	+19	W	#H
02/13/93	97-61	+36	W	#A
01/25/94	87-66	+21	W	#A
02/12/94	73-60	+13	W	#H
01/10/95	78-62	+16	W	#H
02/12/95	67-61	+6	W	#H
03/04/95	83-82	-1	LOT	*N
01/08/96	61-60	+1	W	#A
02/10/96	72-69	-3	L	#H
01/06/97	62-55	+7	W	#H
02/19/97	86-56	+30	W	#A
01/23/98	93-66	-27	L	#A
02/22/98	85-78	-7	LOT	#H
01/04/99	84-68	-16	L	#A
02/04/99	66-56	-10	L	#H
12/05/99	83-62	-21	L	#A
01/30/00	61-49	+12	W	#H
01/22/01	71-68	-3	L	#H
02/22/01	76-53	-23	L	#A
12/06/01	107-73	-34	L	#H
1/20/02	86-69	-17	L	#A
03/03/02	71-67	-4	L	*N
01/09/03	60-59	-1	L	#H
02/10/03	75-48	-27	L	#A
01/18/04	63-52	-11	L	#H
02/19/04	87-54	-33	L	#A
01/14/05	87-65	-31	L	#H
02/10/06	88-65	-23	L	#A
02/02/07	76-61	-15	L	#H
03/02/07	79-58	-21	L	*N
02/24/08	78-70	-8	L	#A
02/05/09	81-67	-14	L	#H
03/06/09	76-53	-23	L	*N
02/26/10	83-65	-18	L	#A
02/24/11	71-48	-23	L	#H
01/02/12	66-77	-11	L	#A
02/08/13	62-41	-11	L	#H
01/16/14	90-55	-35	L	#A
02/12/15	71-45	-26	L	#H
02/04/16	67-52	-15	L	#R
03/03/16	57-53	-4	L	*N
02/05/17	70-51	-19	L	#H
01/14/18	55-48	-7	L	#A
02/10/19	53-47	+6	W	#H
01/09/20	66-63	+3	W	#H
02/20/20	62-47	-15	L	#A
01/23/22	57-48	-9	L	#A
02/17/22	67-54	+13	W	#H

Home 20-15, Away 14-20, Neutral 1-5

EAST CAROLINA: 2-2

Date	Score	Mar.	W/L	Site
12/29/80	58-52	+6	W	N
01/25/81	84-78	-6	L	H
01/10/82	64-62	-2	L	A
12/06/08	80-67	+13	W	H
11/29/20	54-51	-3	L	H

Home 2-1, Away 0-1, Neutral 0-1

FLORIDA STATE: 36-20

Date	Score	Mar.	W/L	Site
12/08/90	92-77	+15	W	H
01/03/92	87-60	+27	W	#A
01/27/92	81-43	+38	W	#H
01/06/93	78-66	+12	W	#A
01/30/93	76-68	+8	W	#H
12/21/93	86-56	+30	W	#H
02/04/94	59-50	+9	W	#A
01/17/95	76-60	+16	W	#A
02/18/95	79-45	+34	W	#H
01/16/96	91-58	+33	W	#H
02/16/96	81-40	+41	W	#A
03/01/96	73-54	+19	W	*N
01/19/97	67-57	+10	W	#A
02/16/97	73-44	+29	W	#H
01/02/98	75-62	+13	W	#H
02/01/98	83-76	+7	WOT	#A
01/22/99	80-71	+9	W	#A
02/21/99	73-55	+18	W	#H
01/09/00	76-73	+3	W	#A
02/10/00	74-59	+15	W	#H
01/24/01	60-58	-2	L	#A
02/25/01	77-65	+12	W	#H
03/03/01	83-77	-6	L	*N
01/23/02	66-62	+4	W	#H
02/24/02	57-54	+3	W	#A
01/23/03	55-46</			



UVA VS 2022-23 OPPONENTS

GEORGE WASHINGTON: 10-2

2-0 in NCAA Tournament games!

Date	Score	Mar.	W/L	Site
02/06/79	54-50	+4	W	H
02/23/80	55-53	+2	W	A
01/21/81	73-54	+19	W	H
01/04/82	75-45	+30	W	H
11/30/82	76-57	+19	W	A
02/21/84	78-57	+23	W	H
03/22/92	97-58	+39	W	IN
03/17/96	62-43	+19	W	IN
11/12/00	72-66	+6	W	H
11/18/05	66-53	+13	W	A
11/12/07	70-68	-2	L	H
12/05/21	62-53	-9	L	A

Home 5-1 Away 3-1 Neutral 2-0

GEORGIA TECH: 58-18

49-17 in ACC Games#

9-1 in ACC Tournament Games*

Date	Score	Mar.	W/L	Site
11/24/79	85-44	+31	W	H
01/17/81	66-42	+24	W	#H
02/13/81	61-49	+12	W	*A
01/16/82	75-45	+30	W	#H
02/15/82	56-51	+5	W	#A
11/21/82	80-59	+21	W	#H
02/14/83	55-54	-1	L	#A
01/23/84	75-65	+10	W	#A
02/18/84	89-50	+49	W	#H
03/02/84	75-58	+27	W	*N
01/21/85	71-47	+24	W	#A
02/16/85	97-67	+30	W	#H
11/24/85	86-52	+34	W	#H
02/15/86	82-64	+18	W	#A
03/01/86	90-64	+26	W	*N
01/17/87	76-66	+10	W	#A
02/11/87	78-56	+22	W	#H
01/20/88	90-69	+21	W	#H
02/25/88	91-68	+22	W	#A
01/21/89	105-80	-25	L	#A
02/04/89	91-74	+17	W	#H
01/20/90	97-77	+20	W	#H
02/03/90	94-65	+29	W	#A
03/03/90	73-65	+8	W	*N
01/19/91	98-72	+26	W	#A
02/02/91	98-94	+4	W	#H
01/25/92	79-74	+5	W	#H
02/08/92	86-62	+24	W	#A
03/09/92	70-69	+1	W	*N
01/23/93	107-81	+26	W	#A
02/05/93	88-53	+35	W	#H
01/22/94	88-75	+13	W	#H
02/06/94	82-54	+28	W	#A
01/21/95	73-53	+20	W	#H
02/20/95	61-53	+8	W	#A
01/20/96	79-58	+21	W	#A
02/20/96	80-62	+18	W	#H
01/16/97	74-53	+21	W	#H
02/13/97	72-60	-12	L	#A
02/28/97	77-63	+14	W	*N
12/06/97	84-65	-19	L	#A
01/30/98	93-57	+36	W	#H
01/14/99	82-62	+20	W	#H
02/18/99	86-73	+13	W	#A
01/03/00	83-70	+13	W	#H
02/03/00	66-65	+1	W	#A
01/07/01	70-65	-5	L	#A
02/08/01	87-70	-17	L	#H
01/10/02	92-61	-31	L	#A
02/11/02	85-79	+6	W	#H
03/02/02	60-58	+2	W	*N
01/16/03	74-63	+11	W	#H
02/16/03	56-54	+2	W	#A
01/12/04	60-59	+1	W	#H
02/12/04	65-55	-10	L	#A
01/10/05	61-38	+23	W	#A
02/23/06	57-51	+6	W	#H

02/22/07	73-49	-24	L	#A
03/02/08	103-101	+2	W2OT	#H
03/07/08	52-43	+9	W	*N
03/01/09	74-66	-8	L	#A
01/24/10	57-55	+2	W	#H
01/13/11	68-48	-20	L	#A
01/25/12	63-53	-10	L	#A
01/10/13	62-51	+11	W	#A
02/03/13	65-62	-3	L	#H
02/14/14	95-76	-19	L	#A
03/06/14	77-76	-1	L	*N
01/25/15	68-62	-6	L	#H
01/17/16	78-67	+11	W	#A
02/02/17	65-64	+1	W	#H
01/28/18	62-56	+6	W	#A
03/01/18	60-58	+2	W	*N
02/24/19	53-45	+8	W	#H
12/29/19	61-51	-10	L	#A
01/09/22	67-31	-36	L	#A

Home 30-3, Away 20-14, Neutral 8-1

LOUISVILLE: 2-10

1-11 in ACC Games#

Date	Score	Mar.	W/L	Site
02/09/85	74-60	+14	W	H
01/18/15	67-55	-12	L	#A
03/01/15	75-59	+16	W	#H
01/14/16	59-41	-18	L	#H
02/18/16	74-59	-15	L	#A
01/05/17	86-81	-5	L	#H
02/23/17	66-55	+11	L	#H
02/01/18	77-41	-36	L	#A
02/22/18	51-39	-12	L	#A
01/17/19	91-43	-48	L	#A
02/21/19	71-49	-22	L	#H
01/23/20	71-56	-15	L	#A

02/10/22 Forfeit
Home 2-4, Away 0-6, Neutral 0-0

MIAMI (Fla.): 10-11

9-10 in ACC Games#

0-1 in ACC Tournament Games*

Date	Score	Mar.	W/L	Site
12/28/87	78-69	+9	W	A
02/10/05	66-60	-6	L	#H
01/22/06	77-65	+12	W	#A
03/22/06	83-72	+11	W	%H
02/04/07	73-60	+13	W	#H
01/21/08	79-68	+11	W	#A
02/19/09	84-75	+9	WOT	#H
02/11/10	69-63	+6	WOT	#A
01/06/11	82-73	-9	L	#H
01/19/12	56-53	-3	L	#H
01/06/13	58-52	-6	L	#A
01/20/13	62-52	+10	W	#H
02/27/14	83-63	-20	L	#H
01/21/15	67-58	-9	L	#A
03/05/15	62-52	-10	L	*N
01/03/16	76-56	+20	W	#H
02/09/17	66-55	-10	L	#A
02/18/18	77-62	-15	L	#H
02/03/19	72-59	-13	L	#A
02/13/20	69-64	-5	L	#H
02/15/22	71-55	-16	L	#H

Home 6-6, Away 4-4, Neutral 0-1

MINNESOTA: 2-3

0-1 in NCAA Tournament games!

Date	Score	Mar.	W/L	Site
12/29/03	73-53	-20	L	H
03/21/05	73-58	-15	L	IA
11/26/05	69-64	-5	L	N
11/24/07	73-62	+11	W	N
11/29/12	90-68	+22	W	A

Home 0-1, Away 1-1, Neutral 1-1

MORGAN STATE: 4-0

1-0 in WNIT Games%

Date	Score	Mar.	W/L	Site
01/11/90	96-52	+44	W	H
12/20/90	96-37	+59	W	H
12/10/92	110-49	+61	W	H
03/17/11	69-56	+13	W	%H

Home 4-0

NORTH CAROLINA: 34-56

32-42 in ACC Games#

2-13 in ACC Tournament Games*

0-1 in WNIT%

Date	Score	Mar.	W/L	Site
02/06/76	49-40	-9	L	H
12/04/76	60-54	-6	L	A
02/10/77	71-59	+12	W	H
12/20/77	81-58	-23	L	A
01/17/78	77-66	-11	L	#H
01/10/79	85-56	-29	L	#A
02/08/79	86-51	-35	L	*N
01/05/80	66-65	-1	LOT	#H
03/21/80	68-61	-7	L	%N
11/29/80	55-51	-4	L	#A
01/09/82	74-65	-9	L	#A
02/03/82	62-60	-2	L	#H
01/15/83	78-74	+4	WOT	#H
02/12/83	88-78	-10	L	#A
01/14/84	85-72	-13	L	#A
02/09/84	88-72	+16	W	#H
03/03/84	96-68	-28	L	*N
01/13/85	64-62	+2	WOT	#H
02/05/85	77-75	-2	L	#A
03/02/85	76-55	-21	L	*N
01/25/86	84-79	+5	W	#A
02/05/86	60-58	-2	L	#H
01/10/87	81-66	+15	W	#H
01/21/87	73-63	+10	W	#A
01/30/88	81-73	+8	W	#A
02/17/88	64-57	+7	W	#H
01/18/89	92-64	+28	W	#H
02/01/89	87-79	+8	W	#A
01/22/90	81-63	+18	W	#A
02/15/90	95-46	+49	W	#H
01/29/91	92-67	+25	W	#A
02/06/91	97-60	+37	W	#H
03/02/91	90-69	+21	W	*N
01/08/92	83-68	+15	W	#A
02/26/92	65-52	+13	W	#H
03/08/92	74-55	+19	W	*N
01/03/93	72-65	-7	L	#A
02/09/93	73-67	+6	W	#H
01/12/94	77-75	+2	W	#A
02/09/94	83-74	+9	W	#H
03/06/94	77-60	-17	L	*N
01/31/95	80-64	+16	W	#H
02/05/95	88-78	+10	W	#A
01/31/96	87-71	+16	W	#H
02/12/96	83-70	+13	W	#A
01/27/97	75-71	-4	L	#H
02/23/97	70-65	-5	L	#A
01/15/98	105-100	+5	W3OT	#A
02/15/98	85-84	-1	L2OT	#H
02/27/98	76-56	-20	L	*N
01/18/99	79-68	-11	L	#H
02/14/99	82-80	-2	LOT	#A
02/28/99	83-70	-13	L	*N
01/06/00	87-68	+9	W	#H
02/07/00	66-63	-3	LOT	#A
03/05/00	67-63	-4	L	*N
01/11/01	78-76	+2	W	#A
02/11/01	76-73	+3	W	#H
01/27/02	79-64	-15	L	#A
02/21/02	78-68	-10	L	#H
01/30/03	74-54	-20	L	#A
03/02/03	69-59	+10	W	#H
03/09/03	88-78	-10	L	*N
01/29/04	75-70	-5	L	#H
02/29/04	70-64	-6	L	#A
03/06/04	64-45	-19	L	*N
02/07/05	76-56	-20	L	#H
02/24/05	89-60	-29	L	#A
03/06/05	78-72	-6	L	*N
02/12/06	72-60	-12	L	#H
03/03/06	82-56	-26	L	*N
01/08/07	96-62	-34	L	*A
02/15/08	90-82	-8	L	#H
03/08/08	80-65	-15	L	*N
01/16/09	103-74	-29	L	#A
02/15/10	82-78	+4	W2OT	#H
01/28/11	64-52	-12	L	#A
01/05/12	78-73	-5	L2OT	#H
02/03/12	64-56	-8	L	#A
01/17/13	71-60	-11	L	#A
02/20/14	80-74	-6	L	#H
02/26/15	72-70	-2	L	#A
02/25/15	72-68	+4	W	#H
01/08/17	67-58	-9	L	#A

01/25/18	82-70	+12	W	#H
02/17/19	70-53	-17	L	#A
01/02/20	65-47	-18	L	#H
01/30/20	78-68	-10	L	#A
01/20/22	61-52	-9	L	#A
02/24/22	68-57	-9	L	#H

Home 20-17, Away 12-26, Neutral 2-13

NC STATE: 40-40

37-37 in ACC Games#

3-2 in ACC Tournament Games*

0-1 in NCAA Tournament Games\$

Date	Score	Mar.	W/L	Site
12/07/74	57-44	-13	L	H
01/31/76	60-38	-22	L	H
0				

UVA VS 2022-23 OPPONENTS



NOTRE DAME: 3-9

1-8 in ACC Games#
0-2 in ACC Tournament Games*

Date	Score	Mar.	W/L	Site
02/22/81	68-40	+28	W	N
01/04/88	79-59	+20	W	H
01/12/14	79-72	-7	L	#H
02/05/15	75-54	-21	L	#A
01/07/16	74-46	-28	L	#H
01/07/16	74-46	-28	L	#H
01/29/17	82-74	-8	L	#A
03/03/17	76-59	-17	L	*N
02/15/18	83-67	-14	L	#H
03/02/18	83-47	-36	L	*N
03/03/19	103-66	-37	L	#A
01/26/20	90-60	+30	W	#H
01/25/22				forfeit

Home 2-3, Away 0-4, Neutral 1-2

PENN STATE: 4-3

1-1 in NCAA Tournament games!

Date	Score	Mar.	W/L	Site
12/03/83	88-69	+19	W	H
12/11/87	59-54	+5	W	A
01/05/89	85-76	+9	W	H
01/06/90	90-77	-13	L	A
03/17/90	85-64	+21	W	IH
01/03/91	73-71	-2	L	H
03/12/99	82-69	-13	L	IN

Home 3-1, Away 1-1, Neutral 0-1

PITTSBURGH: 6-5

3-4 in ACC Games#
0-0 in ACC Tournament Games*
0-1 in WNIT Tournament Games #

Date	Score	Mar.	W/L	Site
11/25/95	103-56	+47	W	H
11/22/96	64-55	+9	W	A
03/24/06	68-58	-10	L	%A
01/05/14	79-75	-4	L	#H
02/19/15	68-63	-5	LOT	#A
01/24/16	58-55	-3	L	#H
01/22/17	62-54	-8	L	#A
12/28/17	62-50	+12	W	#H
01/24/19	74-57	+17	W	#A
02/27/20	66-55	+11	W	#H
02/20/22	74-65	+9	W	#H

Home 5-2, Away 1-3, Neutral 0-0

SYRACUSE: 5-9

2-5 in ACC Games#
0-2 in ACC Tournament Games*

Date	Score	Mar.	W/L	Site
12/29/85	85-61	+24	W	A
12/05/87	87-80	+7	W	H
12/30/99	70-59	+11	W	H
11/24/12	74-73	-1	L	N
01/26/14	84-75	-9	L	#A
01/11/15	70-58	-12	L	#A
02/11/16	91-57	-34	L	#H
01/02/17	54-49	-5	L	#A
12/31/17	68-63	+5	W	#H
01/31/19	72-68	-4	L	#A
03/07/19	67-57	-10	L	*N
02/02/20	57-41	+16	W	#H
03/05/20	67-50	-17	L	*N
02/08/22	77-70	-7	L	#H

Home 4-2, Away 1-4, Neutral 0-3

UMBC: 3-0

26-8 in ACC Games#

Date	Score	Mar.	W/L	Site
11/13/09	68-57	+11	W	A
12/18/10	61-46	+15	W	H
12/28/16	56-30	+26	W	H

Home 2-0, Away 1-0

VIRGINIA TECH: 51-16

26-8 in ACC Games#
1-0 in ACC Tournament Games*

Date	Score	Mar.	W/L	Site
02/04/74	39-33	-6	L	H
01/14/76	48-44	-4	L	H
12/09/76	54-52	+2	W	H
02/23/77	67-58	+9	W	A
01/09/78	54-39	+15	W	H
03/03/78	58-38	+20	W	+N
01/17/79	64-58	+6	W	A
01/14/80	48-39	+9	W	N
01/03/81	58-43	+15	W	N
03/07/81	49-41	+8	W	+N
02/06/82	63-56	-7	L	N
01/08/83	70-66	+4	W	H
01/04/84	88-70	+18	W	N
01/16/85	74-62	+12	W	H
12/10/85	87-58	+29	W	N
12/09/86	73-43	+30	W	H
12/08/87	74-57	+17	W	A
11/29/88	75-73	+2	W	H
01/03/90	79-77	+2	W	A
11/28/90	93-44	+49	W	H
12/08/92	93-59	+34	W	A
12/08/93	78-66	+12	W	H
01/13/95	69-62	-7	L	A
12/06/95	80-38	+42	W	H
02/06/97	90-41	+49	W	A
11/25/97	64-49	+15	W	H
11/30/98	81-65	-16	L	A
12/20/99	67-62	+5	W	H
11/30/00	57-56	-1	L	A
11/29/01	60-58	+2	W	H
12/03/02	72-56	-16	L	A
12/23/03	63-62	-1	L	H
01/28/05	70-67	+3	W	#H
02/13/05	61-58	+3	W	#A
01/16/06	78-59	+19	W	#A
02/02/06	65-54	-11	L	#H
01/22/07	60-58	-2	L	#H
02/15/07	79-76	+3	W	#H
01/13/08	70-57	+13	W	#H
02/17/08	62-53	+9	W	#A
01/21/09	75-69	+6	W	#A
02/08/09	69-61	+8	W	#H
03/05/09	66-57	+9	W	*N
01/18/10	70-56	+14	W	#A
02/28/10	55-46	+9	W	#H
01/23/11	72-37	+35	W	#H
02/27/11	73-71	+2	W	#A
01/12/12	52-39	+13	W	#H
02/19/12	66-40	+26	W	#A
01/03/13	52-48	+16	W	#H
02/10/13	50-47	+3	W	#A
01/09/14	67-60	+7	W	#A
02/16/14	80-64	+16	W	#H
01/04/15	62-47	+15	W	#A
02/22/15	73-59	+14	W	#H
02/07/16	66-46	-20	L	#H
02/28/16	60-55	-5	L	#R
01/26/17	76-27	+49	W	#H
02/23/17	63-55	+8	W	#A
01/21/18	61-52	+9	W	#H
02/11/18	64-62	+2	W	#A
01/10/19	62-58	+4	W	#H
02/28/19	63-45	-18	L	#A
01/19/20	69-61	-8	L	#H
02/23/20	86-76	+10	W	#A
01/18/22	69-52	-17	L	#A
01/27/22	71-42	-29	L	#H

Home 26-7, Away 19-8, Neutral 7-1

WAKE FOREST: 68-9

60-7 in ACC Games#
6-2 in ACC Tournament Games*

Date	Score	Mar.	W/L	Site
02/05/76	71-62	+9	W	H
12/03/76	67-51	+16	W	A
01/13/78	60-59	-1	L	#H
01/08/79	87-54	+33	W	#A
01/02/80	78-35	+43	W	#H
11/30/80	92-51	+41	W	#A
02/10/82	82-48	+34	W	#H
01/28/83	79-69	+10	W	#A
12/07/83	78-69	+9	W	#A
02/11/84	82-66	+16	W	#H
11/30/84	77-66	+11	W	#A
01/26/85	73-53	+20	W	#H
01/21/86	75-42	+33	W	#A
02/12/86	66-59	+7	W	#H
01/07/87	105-58	+47	W	#H
02/02/87	70-61	+9	W	#A
02/28/87	70-56	+14	W	*N
01/06/88	70-61	+9	W	#H
02/10/88	81-67	+14	W	#A
01/28/89	80-74	+6	W	#H
02/08/89	94-76	+18	W	#A
03/04/89	68-67	+1	WOT	*N
01/27/90	58-55	+3	W	#H
02/07/90	62-61	+1	W	#A
01/24/91	87-80	+7	W	#A
02/14/91	98-66	+32	W	#H
01/22/92	78-44	+34	W	#A
02/05/92	78-55	+23	W	#H
01/27/93	82-78	+4	W	#A
02/17/93	87-67	+20	W	#H
03/06/93	74-46	+28	W	*N
01/29/94	80-55	+25	W	#H
02/15/94	62-54	+8	W	#A
03/04/94	73-54	+19	W	*N
01/05/95	96-39	+57	W	#H
02/03/95	88-58	+30	W	#A
01/04/96	80-70	+10	W	#A
02/19/96	77-55	+22	W	#H
12/07/96	73-57	+16	W	#H
01/22/97	74-43	+31	W	#A
01/18/98	65-55	+10	W	#H
02/18/98	60-51	+9	W	#A
12/04/98	65-45	+20	W	#H
01/28/99	81-50	+31	W	#A
02/27/99	71-67	+4	W	*N
01/27/00	58-47	+11	W	#A
02/27/00	77-71	+6	W	#H
03/03/00	72-47	+25	W	*N
12/09/00	77-6	+16	W	#A
01/28/01	76-73	+3	WOT	#H
01/13/02	65-51	+14	W	#H
02/14/02	61-55	+6	WOT	#A
01/05/03	77-66	-11	L	#A
02/06/03	64-44	+20	W	#H
02/01/04	62-61	+1	W	#A
02/26/04	75-61	+14	W	#H
01/06/05	85-83	+2	WOT	#A
02/27/05	57-54	+3	W	#H
02/18/06	81-70	+11	W	#A
01/11/07	77-70	+7	W	#H
01/06/08	69-50	+19	W	#A
01/11/09	77-59	+18	W	#H
01/31/10	64-57	-7	L	#A
02/03/11	73-46	+27	W	#H
03/03/11	74-68	-6	L	*N
02/24/12	61-55	+6	W	#H
01/27/13	69-64	+5	W	#A
02/25/13	73-68	-5	L	#H
01/30/14	64-59	+5	W	#A
01/08/15	72-70	+2	W	#H
01/10/16	52-50	+2	W	#R
03/03/17	61-44	+17	W	#H
02/25/18	48-41	+7	W	#A
01/27/19	52-42	-10	L	#H
01/16/20	62-56	-6	L	#A
02/13/22	68-53	-15	L	#A
03/02/22	61-53	-8	L	*N

Home 31-3, Away 31-4, Neutral 6-2

WILLIAM & MARY: 11-0

60-7 in ACC Games#

Date	Score	Mar.	W/L	Site
02/22/75	37-33	+4	W	H
01/27/76	49-46	+3	W	A
02/19/77	74-36	+38	W	H
02/21/79	60-45	+15	W	A
02/04/80	87-51	+36	W	H
01/09/81	74-49	+25	W	H
12/05/81	60-43	+17	W	A
12/04/92	82-40	+42	W	H
11/16/97	71-57	+14	W	H
12/02/99	71-42	+29	W	A
12/02/21	60-44	+16	W	H

Home: 7-0 Away 4-0



IN-SEASON TOURNAMENTS

ALL-TIME TOURNAMENT RESULTS

1975	Virginia Invitational	4th
1976	Virginia Invitational	4th
1977	UNC Christmas Tournament	4th
1978	Princeton Tournament	nd
1979	Virginia Tip-Off Tournament	1st
1980	Virginia Tip-Off Tournament	1st
	Queens Tournament	1st
1981	Virginia Tip-Off Tournament	1st
	Queens Tournament	3rd
1982	Shoney's Cavalier Classic	1st
1983	Shoney's Cavalier Classic	1st
	Boston College Tournament	2nd
1984	Investors Classic	1st
	Women's Court Classic	unbeaten
1985	Sunshine Classic	unbeaten
	Investors Classic	1st
	Carrier Classic	1st
1986	Investors Classic	1st
	Cardinal Classic	1st
1987	Investors Classic	1st
	Orange Bowl/Burger King Cl.	3rd
1988	Investors Classic	1st
	Wildcat Classic	1st
1989	Wahine Classic	2nd
	Investors Classic	1st
	Bell Atlantic Holiday Tourn.	1st
1990	Cavalier Classic	1st
	Pepsi-Church's Holiday Classic	1st
1991	Cavalier Classic	1st
	LA Gear Classic	1st
1992	Coca Cola/Holiday Inn Classic	1st
	Take it to Court Super Shootout	2nd
1993	Coca Cola/Holiday Inn Classic	1st
	St. Joseph's Hawk Classic	2nd
1994	Wahine Classic	3rd
	Central Fidelity Invite	3rd
1996	Fla. International Holiday Cl.	1st
1998	Cavalier Classic	2nd
1999	Wahine Classic	3rd
	Cavalier Classic	1st
2000	Preseason WNIT	4th
2001	Tulane's DoubleTree Classic	2nd
2002	Florida's State Farm Classic	2nd
2003	Rainbow Wahine Classic	4th
	Cavalier Classic	2nd
2004	Women's Sports Foundation Cl.	3rd
	Mildred & Roger L. White Invite	2nd
	Cavalier Classic	1st
2005	Paradise Jam	2nd
	Cavalier Classic	1st
2006	Junkanoo Jam	3rd
	Marriott Cavalier Classic	1st
2007	Rainbow Wahine Classic	2nd
	Marriott Cavalier Classic	1st
2008	WBCA Classic	2nd
	Marriott Cavalier Classic	1st
2009	Junkanoo Jam	1st
	Marriott Cavalier Classic	1st

2010	Paradise Jam	3rd
	Marriott Cavalier Classic	1st
2011	Waikiki Beach Marriott Showdown	3rd
	Marriott Cavalier Classic	1st
2012	San Juan Shootout	2nd
	Holiday Inn Univ Cavalier Classic	1st
2013	Junkanoo Jam	3rd
	FGCU Hilton Garden Inn Classic	1st
	Hilton Garden Inn Cavalier Classic	1st
2014	FIU Thanksgiving Classic	3rd
	HGI Cavalier Classic	1-1
2015	Paradise Jam	1-2
	HGI Cavalier Classic	2-0
2016	South Point Shootout	1-1
	Cavalier Classic	2-0
2017	Cavalier Classic	1-1
	West Palm Invitational	2-0
2018	Cavalier Classic	1-1
	Florida Sunshine Classic	1-1
2019	Cavalier Classic	1-1
	Duel in the Desert	1-1

CAVALIER CLASSIC

Started as the precursor to the ACC Tournament, the Cavalier Classic's official name has changed several times through the years. North Carolina captured the first title in 1976, while NC State won the event in 1977 and Auburn took home the title in 1998.

Virginia captured 24 of the 29 Cavalier Classic team titles since the tournament began in 1976.

Since 2014, the tournament has deviated from the previous format and does not have a declared champion, playing instead as a true "classic" tournament with set match-ups.

CHAMPIONSHIP GAME RESULTS

1976	North Carolina 69, Maryland 68
1977	NC State 69, #13 Maryland 64
1979	Virginia 74, Duke 58
1980	Virginia 54, Navy 47
1981	Virginia 83, Mount St. Mary's 70
1982	Virginia 68, Mount St. Mary's 62
1983	Virginia 88, #15 Penn State 69
1984	Virginia 57, UNC Charlotte 56
1985	Virginia 61, Northeastern 42
1986	Virginia 78, St. John's 42
1987	Virginia 87, Syracuse 50
1988	#10 Virginia 107, Georgetown 44
1989	Virginia 74, #9 UNLV 73
1990	Virginia 92, Florida State 77
1991	Virginia 92, West Virginia 63
1998	Auburn 79, Virginia 61
1999	Virginia 70, Syracuse 59
2003	#7/6 Minnesota 73, Virginia 53
2004	Virginia 98, James Madison 52
2005	Virginia 80, Yale 41
2006	Virginia 81, UAB 63
2007	Virginia 78, Marshall 56
2008	Virginia 68, Louisiana Tech 52
2009	Virginia 63, Liberty 54
2010	Virginia 83, ETSU 66
2011	Virginia 53, UMass 38
2012	Virginia 54, Xavier 45
2013	Virginia 69, Princeton 57
2014-present	No Championship Game

BIG TEN/ACC CHALLENGE

The 2022 Challenge marks the 15th season of the event, which debuted in 2007. All 14 Big Ten teams and all ACC teams with the exception of Wake Forest will compete in 2019. Last year's Challenge was among the most competitive in the event's history, with the ACC edging the Big Ten, 8-6. Five of last year's games were decided by single digits (and two others by a combined 11 points), including a pair of one-possession games and the first overtime games since 2016. The ACC owns a 9-0-3 advantage in the Challenge and is 89-61 advantage against the Big Ten in Challenge games.

VIRGINIA IN CHALLENGE 5-8 RECORD

2007:	Virginia 84, Wisconsin 60
2008:	Virginia 63, Illinois 39
2009:	Virginia 56, Purdue 49
2010:	Ohio State 74, Virginia 46
2011:	Virginia 65, Indiana 49
2012:	Virginia 90, Minnesota 68
2013:	Michigan 73, Virginia 53
2014:	Illinois 86, Virginia 63
2015:	Iowa 85, Virginia 73
2016:	Northwestern 69, Virginia 60
2017:	Maryland 60, Virginia 59
2018:	Michigan State 91, Virginia 66
2019:	Rutgers 73, Virginia 63
2020:	no challenge because of COVID-19
2021:	DNP

ALL-TIME COACHES



BARBARA KELLY 1974-75 (2)

Yrs.	Record	ACC	Finish
1973-74	10-5		
1974-75	15-7		
Total	25-12 (.676)		

DAN BONNER 1976-77 (2)

Yrs.	Record	ACC	Finish
1975-76	12-9		
1976-77	10-11		
Total	22-20 (.524)		

DEBBIE RYAN 1978-2011 (34)

Yrs.	Record	ACC	Finish
1977-78	8-17	1-5	6th
1978-79	16-12	2-4	6th
1979-80	20-12	3-5	6th
1980-81	22-10	5-2	4th
1981-82	17-11	2-5	5th
1982-83	15-13	4-9	6th
1983-84	22-7	11-3	1st
1984-85	21-8	9-5	3rd
1985-86	26-3	13-1	1st
1986-87	26-5	12-2	1st
1987-88	27-5	12-2	T1st
1988-89	21-10	8-6	4th
1989-90	29-6	11-3	#2nd
1990-91	31-3	14-0	1st
1991-92	32-2	15-1	#1st
1992-93	26-6	13-3	#1st
1993-94	27-5	15-1	1st
1994-95	27-5	16-0	1st
1995-96	26-7	13-3	1st
1996-97	23-8	12-4	2nd
1997-98	19-10	9-7	5th
1998-99	20-9	12-4	2nd
1999-00	25-9	13-3	1st
2000-01	18-14	8-8	5th
2001-02	17-13	9-7	T3
2002-03	17-14	9-7	3rd
2003-04	13-16	6-10	7th
2004-05	21-11	8-6	5th
2005-06	20-12	5-9	9th
2006-07	19-15	5-9	8th
2007-08	24-10	10-4	T3rd
2008-09	24-10	8-6	T5th
2009-10	21-10	9-5	3rd
2010-11	19-16	5-9	T8th
Total	739-324	307-158	

JOANNE BOYLE 2012-18 (7)

Yrs.	Record	ACC	Finish
2011-12	25-11	9-7	T5th
2012-13	16-14	8-10	6th
2013-14	14-17	6-10	10th
2014-15	17-14	7-9	9th
2015-16	18-16	6-10	9th
2016-17	20-13	7-9	8th
2017-18	19-14	10-6	T6th
Total	129-99	52-64	

TINA THOMPSON 2019-22 (4)


Yrs.	Record	ACC	Finish
2018-19	12-19	5-11	12th
2019-20	13-17	8-10	9th
2020-21	0-5	0-2	NA
2021-22	5-22	2-14	T14th
Total	30-63	15-37	

ASSISTANT COACHES

	Seasons		Seasons
Bob Plybon	1974 (1)	Jennifer Hoover	2005-07 (3)
Brenda Langdon	1975 (1)	Tom Garrick	2004 (0)
Debbie Ryan	1976-77 (2)	Curtis Loyd	2004-2009 (5)
Mika Long	1978-81 (4)	Jeff House	2005-2009 (4)
Geno Auriemma	1982-85 (4)	Angel Elderkin	2007-11 (4)
Charlene Curtis	1982-83 (2)	Wendy Palmer	2009-11 (2)
Melissa Mahony	1984-85(2)	Katie O'Connor	2012 (1)
Frank DiLeo	1986-93 (8)	Ashley Earley	2013 (1)
Shawn Campbell	1986-00 (15)	Cory McNeill	2012-16 (5)
Kathy Ryan	1987-89 (3)	Kim McNeill	2012-16 (5)
Melissa Wiggins	1990-93 (4)	Tim Taylor	2001-2005, 2010-11, 2017-18 (9)
Tammi Reiss	1994-96 (3)	La'Keshia Frett Meredith	2014-19 (6)
Kelly Watts	1994 (1)	Katherine Graham	2017-18 (2)
Audra Smith	1995-2004 (10)	Jayma Sharp	2019 (1)
Jenny Kuziemski	1997-99 (3)	Karleen Thompson	2019-22 (4)
Nikki Caldwell	2000-02 (3)	Monica Wright Rogers	2020-21 (2)
Daryl Oliver	2003-04 (2)	Walter Pitts	2020-22 (3)
		James Posey	2022 (1)



BARBARA KELLY



DAN BONNER




DEBBIE RYAN



JOANNE BOYLE




ACADEMIC ALL-AMERICANS



VAL ACKERMAN
1980, 1981
Political Social Thought




CATHY GRIMES
1983, 1985
English & Spanish




TAMMI REISS
1992
Sports Management



HEATHER BURGE
1992, 1993
Spanish & Drama



DENA EVANS
1993
Economics



JENNY BOUCEK
1995, 1996
Sports Medicine



JOCelyn WILLOUGHBY
2020
Batten School of Public Policy

ACADEMIC ALL-AMERICAN

1980.....	Valerie Ackerman (2nd)
1981.....	Valerie Ackerman (1st)
1983.....	Cathy Grimes (2nd)
1985.....	Cathy Grimes (1st)
1992.....	Heather Burge (2nd)
.....	Tammi Reiss (3rd)
1993.....	Dena Evans (1st)
.....	Heather Burge (2nd)
1995.....	Jenny Boucek (3rd)
1996.....	Jenny Boucek (2nd)
2020.....	Jocelyn Willoughby (2nd)

ACADEMIC ALL-DISTRICT III

1992.....	Heather Burge
.....	Dena Evans
.....	Tammi Reiss
1993.....	Heather Burge
.....	Dena Evans
1995.....	Jenny Boucek
1996.....	Jenny Boucek
2019.....	Jocelyn Willoughby
2020.....	Jocelyn Willoughby

ACADEMIC ALL-AMERICA HALL OF FAME

1999.....	Val Ackerman
-----------	--------------

ALL-TIME ACADEMIC ALL-AMERICAN

1997.....	Tammi Reiss
-----------	-------------

NCAA POSTGRADUATE SCHOLARSHIP

1985.....	Cathy Grimes
2020.....	Jocelyn Willoughby

ACC POSTGRADUATE SCHOLARSHIP

1985.....	Cathy Grimes
2001.....	Katie Tracy
2013.....	Simone Egwu
2017.....	Breyana Mason



VAL ACKERMAN



In June of 1999, Val Ackerman was inducted into the GTE Academic All-America Hall of Fame. Ackerman is a 1981 graduate of the University of Virginia where she was a four-year starter for the women's basketball team and a two-time Academic All-American selection. She graduated with high distinction and received the Jettie Hill Award for the highest grade-point average among UVA women athletes. Ackerman played basketball professionally for one year in France before attending law school at UCLA where she earned her degree in 1985. Following two years of work at the New York City law firm of Simpson Thacher & Bartlett, Ackerman was hired by the National Basketball Association (NBA) as a staff attorney in 1988. From 1990-92, she served as special assistant to NBA Commissioner David Stern before being named vice president of business affairs in 1994.

In August 1996, Ackerman was appointed president of the Women's National Basketball Association (WNBA). A member of the Board of Directors of USA Basketball, she was a driving force behind the creation of the 1995-96 USA Basketball Women's National Team that compiled a 60-0 record during a year-long tour against college and international opponents, and won the gold medal at the 1996 Summer Olympics in Atlanta. In March 2005, Ackerman became president of USA Basketball. She also serves on the board of the Naismith Memorial Basketball Hall of Fame.

Ackerman received the University of Virginia Distinguished Alumna Award in October of 1997. The UVA Women's Center established the annual award to honor a female UVA graduate who has demonstrated excellence, leadership, and extraordinary commitment to her field, and who used her talents as a positive force for change.





#11 DONNA HOLT

Guard • 1985-88

HONORS

- Kodak All-American, 1987, 1988
- ACC Player of the Year, 1988
- All-ACC, 1986, 1987, 1988
- ACC All-Tournament Team, 1987, 1988
- ACC All-Tournament Team MVP 1987
- ACC Player of the Week (twice)
- ACC Silver Anniversary Team
- VaSID All-State, 1988
- Second women's basketball player in school history to have her jersey retired

CAREER RECORDS

- No. 1 in steals (529)
- No. 3 in assists (561)
- No. 5 in free throws made (347)
- No. 9 in scoring (1634 points)

SEASON RECORDS

- No. 1 in FT percentage (.848), 1987
- No. 1 in steals (164), 1987
- No. 1 in steals as a sophomore (133), 1986
- No. 1 in steals as a junior (164), 1987
- No. 1 in steals as a senior (131), 1988
- No. 1 in 3-point FG percentage (.383), 1988
- No. 2 in steals (133), 1986
- No. 4 in steals (131), 1988
- No. 5 in assists (176), 1987
- No. 8 in assists (155), 1988
- No. 10 in steals (101), 1985

GAME RECORDS

- Tied for No. 1 in steals (10), 1-28-86

#32 WENDY PALMER

Forward • 1993-96

HONORS

- Kodak All-American, 1995, 1996
- Associated Press All-American, 1995, 1996
- USBWA All-American, 1995, 1996
- ACC Player of the Year, 1995, 1996
- All-ACC, 1994, 1995, 1996
- ACC All-Freshman Team, 1993
- ACC All-Tournament Team, 1994, 1995, 1996
- ACC Player of the Week (six times)
- ACC Rookie of the Week (three times)
- ACC Legend Inductee, 2005
- State Player of the Year, 1995, 1996
- VaSID All-State, 1994, 1995, 1996
- Richmond Times-Dispatch All-State, 1995, 1996
- Richmond Times-Dispatch Player of the Year, 1995

CAREER RECORDS

- No. 1 in rebounds (1,221)
- No. 3 in field goals (780)
- No. 2 in FG percentage (.552)
- No. 4 in points (1,918)
- No. 6 in scoring average (15.2)
- No. 6 in field goal attempts (1,412)
- No. 9 in free throws (327)
- No. 9 in steals (219)

SEASON RECORDS

- No. 1 in scoring (540), 1994
- No. 1 in scoring (546), 1995
- No. 1 in FG% as a freshman (.614), 1993
- No. 1 in FG% as a junior (.566), 1995
- No. 1 in rebounds as a junior (327), 1995
- No. 1 in rebounds as a senior (358), 1996
- No. 2 in FG percentage (.614), 1993
- No. 2 in rebounds (358), 1996
- No. 3 in rebounds (327), 1995
- No. 5 in field goals (227), 1995
- No. 5 in rebounds (323), 1994
- No. 9 in points (546), 1995
- No. 9 in scoring average (17.6)
- No. 10 in points (540), 1994

GAME RECORDS

- No. 1 in field goal percentage (100.0, 9-9 vs. Cleveland St., 1-29-95)
- No. 2 in points (39), 1-25-95

#32 TAMMI REISS

Guard • 1989-92

HONORS

- All-Time Academic All-American, 1997
- Academic All-American, 1992
- Academic All-ACC, 1990, 1991, 1992
- Kodak All-American, 1991
- USBWA All-American, 1992
- All-ACC, 1989, 1990, 1991, 1992
- ACC All-Tournament Team, 1990, 1992
- ACC Player of the Week (three times)
- Richmond Times-Dispatch All-State, 1990, 1991

CAREER RECORDS

- No. 1 in 3-point FG percentage (.416)
- No. 2 in free throws (437)
- No. 4 in points (1,842)
- No. 4 in three-pointers (139)
- No. 6 in scoring average (14.5)
- No. 7 in field goals (633)
- No. 7 in field goal percentage (.481)
- No. 8 in field goals attempted (1315)
- No. 9 in assists (380)

SEASON RECORDS

- No. 1 in field goal percentage (.474), 1990
- No. 1 in 3-point FG percentage (.397), 1991
- No. 1 in free throws by a senior (145), 1992
- No. 1 in free throw percentage (.790), 1990
- No. 1 in free throw percentage (.815), 1992
- No. 2 in free throws (145), 1992
- No. 6 in free throws (128), 1990
- No. 8 in points (556), 1992

GAME RECORDS

- No. 1 in free throw percentage (1.000, 12-12 vs. Wake Forest, 1-24-91)



#24 DAWN STALEY

Guard • 1989-92

HONORS

- Honda-Broderick Cup Award, 1991
- Champion USA Player of the Year, 1991, 1992
- WBCA Player of the Year, 1991, 1992
- Naismith Player of the Year, 1991, 1992
- USBWA Player of the Year, 1991, 1992
- Sports Illustrated Player of the Year, 1991
- Honda Basketball Sports Award, 1991
- Outstanding Phila. Amateur Athlete, 1991
- USBWA All-American, 1991, 1992
- Kodak All-American, 1990, 1991, 1992
- ACC Female Athlete of the Year, 1991, 1992
- ACC Player of the Year, 1991, 1992
- All-ACC, 1989, 1990, 1991, 1992
- MVP of the ACC Tournament, 1992
- ACC All-Tournament Team, 90, 91, 92
- VaSID Player of the Year, 1990, 91, 92
- VaSID All-State, 19990, 1991, 1992
- MVP of the NCAA Final Four, 1991
- Final Four All-Tournament Team, 91, 92
- MVP of NCAA Regional, 90, 91, 92
- NCAA Regional All-Tourn. Team, 90, 91, 92

CAREER RECORDS

- No. 1 in points (2135)
- No. 1 in scoring average (16.3)
- No. 1 in field goal attempts (1637)
- No. 1 in free throws (505)
- No. 1 in assists (729)
- No. 2 in steals (454)
- No. 3 in field goals (753)

SEASON RECORDS

- No. 1 in scoring (18.5), 1989
- No. 1 in scoring (17.9), 1990
- No. 1 in 3-point percentage (.346), 1990
- No. 1 in free throws (147), 1989
- No. 1 in assists (235), 1991
- No. 1 in assists by a junior (235), 1991
- No. 1 in assists by a senior (209), 1992
- No. 1 in FG by a freshman (431), 1989
- No. 1 in FT by a freshman (147), 1989
- No. 1 in FT by a sophomore (132), 1990

GAME RECORDS

- No. 1 in points in an NCAA Tournament game (32 vs. Penn State, 3-18-90)
- No. 1 in steals (10 vs. Temple, 11-20-91)
- No. 3 in points (37 at Wake Forest, 2-8-89)

#22 MONICA WRIGHT

Guard • 2007-10

HONORS

- First Team Associated Press All-American, 2010
- First Team WBCA State Farm Coaches All-American, 2010
- First Team USBWA All-American, 2010
- WBCA National Defensive Player of the Year, 2010
- ACC Player of the Year, 2010
- ACC Defensive Player of the Year, 2010
- VaSID Player of the Year, 2010
- Richmond Times-Dispatch State Player of the Year, 2010
- All-ACC, 2008-10
- ACC All-Tournament Team, 2008, 2010
- ACC Player of the Week (eight times)
- ACC Rookie of the Year, 2007

CAREER RECORDS

- No. 1 in scoring (2540)
- No. 1 in scoring average (19.1)
- No. 1 in field goals made (962)
- No. 1 in field goal attempts (2207)
- No. 1 in games with at least 25 points (28)

SEASON RECORDS

- No. 1 in scoring (734 points, 2010)
- No. 1 in scoring average (23.7, 2010)
- No. 1 in field goals made (271, 2009)
- No. 1 in field goal attempts (646, 2009)
- No. 1 in free throws made (163, 2010)

RETIRED NUMBERS

#11
DONNA HOLT

#22
MONICA WRIGHT

#24
DAWN STALEY

#25
CATHY GRIMES

#31
WENDY PALMER

RETIRED JERSEYS

MONICA WRIGHT



CAVALIERS IN THE WNBA

2022-23 FACT BOOK



JENNY BOUCEK



HEATHER BURGE



HEIDI BURGE




WENDY PALMER



TAMMI REISS



DAWN STALEY



TORA SUBER



SHARNEE ZOLL



DEMYA WALKER



JOCELYN WILLOUGHBY



MONICA WRIGHT



CAVALIERS TAKEN IN THE WNBA DRAFT

Wendy Palmer*

1997 Elite Draft, Utah Starzz, 2nd Round, 1st pick (9th overall)

Tammi Reiss*

1997, Utah Starzz, 1st Round, 5th pick

Tora Suber

1997, Charlotte Sting, 1st Round, 7th pick

Dawn Staley*

1999, Charlotte Sting, 1st Round, 9th pick

Lesley Brown

2000 Expansion Draft, Miami Sol, 19th pick

Renee Robinson

2000, Indiana Fever, 4th round, 9th pick

Svetlana Volnaya

2001, Detroit Shock, 3rd Round, 6th pick (38th overall)

Telisha Quarles

2003, Phoenix Mercury, 3rd Round, 4th pick

Sharnee Zoll

2008, LA Sparks, 3rd Round, 1st Pick (29th overall)

Lyndra Littles

2009 Connecticut Sun, 2nd Round, 4th Pick (17th overall)

Monica Wright

2010 Minnesota Lynx, 1st Round, 2nd pick

Jocelyn Willoughby

2020 Phoenix Mercury, 1st Round, 10th pick

**Palmer and Staley has graduated and were playing professionally before being drafted, with Staley being drafted in the third WNBA draft, joining the league in its third season. Reiss graduated in 1992, but never played professionally. Instead, she was an assistant coach at UVA prior to the 1997 draft (from 93-96). Tora Suber had just finished her senior season in 1997 and was the first Cavalier drafted right after the end of her collegiate playing career*

CAVALIER IN THE NBA

Jenny Boucek

2017–2018	Sacramento Kings (assistant)
2018–2020	Dallas Mavericks (assistant)
2021-present	Indiana Pacers (assistant)

On October 20, 2017, Boucek was announced as a player development coach for the Sacramento Kings, becoming the third woman assistant coach in NBA history.

On July 19, 2018, Boucek was announced as an assistant coach for the Dallas Mavericks, becoming the first female assistant coach in franchise history.



CAVALIERS WHO HAVE PLAYED IN THE WNBA

Heidi Burge

LA Sparks 1997, Washington Mystics 1998

Jenny Boucek

Cleveland Rockers 1997

Wendy Palmer

Utah Starzz 1997-99; Detroit Shock 1999-02; Orlando Miracle 2002; Connecticut Sun 2003-04; San Antonio Silver Stars 2005; Seattle Storm 2006-07

Tammi Reiss

Utah Starzz 1997-98

Tora Suber

Charlotte Sting 1997-98; Orlando Miracle 1999

Heather Burge

Sacramento Monarchs 1999

Dawn Staley

Charlotte Sting 1999-2005; Houston Comets 2005-06

Lesley Brown

Miami Sol, 2000

DeMya Walker

Portland Fire 2000-02; Sacramento Monarchs 2003-09; Connecticut Sun 2010-11; Washington Mystics 2011; New York Liberty 2012-13

Sharneé Zoll

Minnesota Lynx 2008, Chicago Sky 2013

Monica Wright

Minnesota Lynx 2010-15; Seattle Storm 2015-16

Jocelyn Willoughby

New York Liberty 2020

WNBA CHAMPIONS

DeMya Walker

2005 Sacramento Monarchs

Monica Wright

2011 Minnesota Lynx, 2013 Minnesota Lynx





NATIONAL HONORS

NAISMITH PLAYER OF THE YEAR

Presented by the Atlanta Tipoff Club

- 1991 Dawn Staley
- 1992 Dawn Staley

NAISMITH NATIONAL COACH OF THE YEAR

Presented by the Atlanta Tipoff Club

- 1991 Debbie Ryan

USBWA PLAYER OF THE YEAR

- 1991 Dawn Staley
- 1992 Dawn Staley

CHAMPION USA PLAYER OF THE YEAR

- 1991 Dawn Staley
- 1992 Dawn Staley

WBCA PLAYER OF THE YEAR

- 1991 Dawn Staley
- 1992 Dawn Staley

SPORTS ILLUSTRATED PLAYER OF THE YEAR

- 1991 Dawn Staley

HONDA BRODERICK AWARD COLLEGIATE WOMAN ATHLETE OF THE YEAR

- 1991 Dawn Staley

HONDA SPORTS AWARD BASKETBALL

- 1991 Dawn Staley

FRANCIS POMEROY NAISMITH PLAYER OF THE YEAR

National Player of the Year Under 5-6

- 1993 Dena Evans

WBCA DEFENSIVE PLAYER OF THE YEAR

- 2010 Monica Wright

GBALLMAG.COM NATIONAL FRESHMAN OF THE YEAR

- 2002 Brandi Teamer

ASSOCIATED PRESS ALL-AMERICA

- 1995 Wendy Palmer (2nd)
- 1996 Wendy Palmer (2nd)
- 1997 Tora Suber (HM)
- 1999 DeMya Walker (HM)
- 2008 Monica Wright (HM)
- 2009 Monica Wright (HM)
- 2010 Monica Wright (1st)

USBWA ALL-AMERICA

- 1991 Dawn Staley
- 1992 Dawn Staley
- Tammi Reiss (2nd)
- 1995 Wendy Palmer
- 1996 Wendy Palmer
- 2010 Monica Wright

STATE FARM/WBCA ALL-AMERICA

- 1987 Donna Holt
- 1988 Donna Holt
- 1990 Dawn Staley
- 1991 Dawn Staley
- 1992 Tammi Reiss
- Dawn Staley
- 1995 Wendy Palmer
- 1996 Wendy Palmer
- 2010 Monica Wright
- 2020 Jocelyn Willoughby (HM)

KODAK DISTRICT ALL-AMERICA/WBCA ALL-DISTRICT

- 1984 Cathy Grimes
- 1986 Donna Holt
- Nancy Mayer
- 1990 Dawn Staley
- 1991 Tonya Cardoza
- Tammi Reiss
- Dawn Staley
- 1992 Tammi Reiss
- Dawn Staley
- 1993 Heather Burge
- 1994 Wendy Palmer
- 1995 Wendy Palmer
- 1996 Wendy Palmer
- 1998 DeMya Walker
- 1999 DeMya Walker
- 2000 Schuye LaRue
- Svetlana Volnaya
- 2001 Schuye LaRue
- 2008 Monica Wright
- 2009 Monica Wright
- 2010 Monica Wright
- 2020 Jocelyn Willoughby

CONVERSE DISTRICT III COACH OF THE YEAR

- 1986 Debbie Ryan
- 1987 Debbie Ryan



Dawn Staley - Naismith National Player of the Year



MARY GARBER

ACC FEMALE ATHLETE OF THE YEAR

1991 Dawn Staley
1992 Dawn Staley

PLAYER OF THE YEAR

1988 Donna Holt
1991 Dawn Staley
1992 Dawn Staley
1993 Heather Burge
1995 Wendy Palmer
1996 Wendy Palmer
2010 Monica Wright

ROOKIE OF THE YEAR

1989 Dawn Staley
1994 Tora Suber
2000 Schuye LaRue
2002 Brandi Teamer
2007 Monica Wright

DEFENSIVE PLAYER OF THE YEAR

(begun in 2005)
2010 Monica Wright

SIXTH PLAYER OF THE YEAR

(begun in 2008)
2011 Ariana Moorero
2014 Faith Randolph

KAY YOW SCHOLAR-ATHLETE OF THE YEAR

2020 Jocelyn Willoughby

COACH OF THE YEAR

1984 Debbie Ryan
1986 Debbie Ryan
1987 Debbie Ryan
1991 Debbie Ryan
1993 Debbie Ryan
1995 Debbie Ryan
2000 Debbie Ryan

SILVER ANNIVERSARY

1987 Donna Holt
1992 Dawn Staley
1993 Dena Evans

ALL-CONFERENCE

1978 Valerie Ackerman
1979 Valerie Ackerman (2nd)
1980 Melissa Mahony (2nd)
Christy Reese (2nd)
Jackie LeBerge (2nd)
1984 Cathy Grimes
Lyn Anastasio
Nancy Mayer
1985 Nancy Mayer
Cathy Grimes (2nd)
Kim Silloway (2nd)
1986 Daphne Hawkins
Donna Holt
Nancy Mayer (2nd)
1987 Donna Holt
Nancy Mayer
Daphne Hawkins (2nd)
1988 Donna Holt
Daphne Hawkins
1989 Tonya Cardoza
Dawn Staley (2nd)
Tammi Reiss (2nd)
1990 Dawn Staley
Tammi Reiss (2nd)
1991 Tonya Cardoza
Dawn Staley
Tammi Reiss (2nd)
Heather Burge
1992 Dawn Staley
Tammi Reiss (2nd)
1993 Heather Burge
Dena Evans (2nd)
1994 Wendy Palmer
Tora Suber (2nd)
1995 Wendy Palmer
Jenny Boucek (2nd)
1996 Wendy Palmer
Tora Suber
1997 Tora Suber
DeMya Walker (2nd)
1998 DeMya Walker
Mimi Kennedy (2nd)
1999 DeMya Walker
Monick Foote (3rd)
Erin Stovall (3rd)
2000 Svetlana Volnaya
Schuye LaRue (2nd)
Renee Robinson (2nd)
2001 Schuye LaRue
2002 Telisha Quarles (2nd)
Brandi Teamer (2nd)
Cherrise Graham (2nd)
2003 Brandi Teamer (2nd)
2004 LaTonya Blue (3rd)
Brandi Teamer (HM)
LaTonya Blue (2nd)
2006 Sharneé Zoll (3rd)
2007 Lyndra Littles (2nd)
2008 Monica Wright (2nd)
Sharneé Zoll (3rd)
Lyndra Littles (3rd)
Aisha Mohammed (HM)
2009 Monica Wright
Lyndra Littles
Aisha Mohammed (HM)
2010 Monica Wright
2012 Ariana Moorero (2nd)
Ataira Franklin (HM)
2013 Ataira Franklin
2015 Faith Randolph (2nd)
2018 Dominique Toussaint (HM)
2020 Jocelyn Willoughby (1st)

COACHES ALL-ACC

(begun in 2013; secondary All-Conference honors)
2013 Ataira Franklin
2015 Faith Randolph (2nd)
2018 Dominique Toussaint (HM)
2020 Jocelyn Willoughby (1st)

ALL-FRESHMAN

1993 Wendy Palmer
1994 Tora Suber
1995 Monick Foote
1996 DeMya Walker
1997 Renee Robinson
1998 Erin Stovall
2000 Schuye LaRue
2002 Brandi Teamer
2005 Sharneé Zoll
2006 Lyndra Littles
2007 Monica Wright
2011 Ataira Franklin
2015 Mikayla Venson
2017 Dominique Toussaint
Jocelyn Willoughby

ALL-DEFENSIVE TEAM

(begun in 2000)
2000 Renee Robinson
2004 LaTonya Blue
2005 LaTonya Blue
2008 Monica Wright
2010 Monica Wright
2012 Lexie Gerson
2014 Lexie Gerson
2018 Felicia Aiyetotan

ALL-TOURNAMENT

1987 Donna Holt (MVP)
Nancy Mayer
Donna Holt
Daphne Hawkins
1990 Tammi Reiss
Dawn Staley
1991 Dawn Staley
1992 Heather Burge
Tammi Reiss
Dawn Staley (MVP)
1993 Jenny Boucek (2nd)
Heather Burge
Dena Evans (2nd, MVP)
1994 Wendy Palmer
Tora Suber (2nd)
Amy Lofstedt (2nd)
1995 Wendy Palmer
Jeffra Gausepohl (2nd)
1996 Tora Suber
Wendy Palmer (2nd)
Tora Suber (2nd)
Mimi Kennedy (2nd)
1999 DeMya Walker (2nd)
2000 Schuye LaRue (2nd)
Renee Robinson (2nd)
2002 Telisha Quarles (2nd)
2003 Cherrise Graham
2005 Tiffany Sardin (2nd)
Brandi Teamer (2nd)
2008 Monica Wright (1st)
2010 Monica Wright (2nd)

ALL-ACC ACADEMIC

(begun in 1998; 3.0 or higher GPA in career for a starter or key reserve)
1999 Monick Foote
2000 Lisa Hosac
Katie Tracy
Elena Kravchenko
2002 Anna Crosswhite
2003 Anna Crosswhite
2004 Anna Crosswhite
2005 Kate Kreager
2007 Jayna Hartig
2011 Whitney Edwards
Simone Egwu
Jayna Hartig
2012 Simone Egwu
2014 Lexie Gerson
2015 Faith Randolph
Breyana Mason
Faith Randolph
Breyana Mason
2017 Breyana Mason
Lauren Moses
Jocelyn Willoughby
Lauren Moses
Jocelyn Willoughby
2019 Jocelyn Willoughby
2020 Jocelyn Willoughby
2022 Amandine Toi



ACC WEEKLY HONORS

ROOKIE OF THE WEEK

Wendy Palmer	1993
Wendy Palmer	1993
Wendy Palmer	1993
Konecka Drakeford	1994
Tora Suber	1994
Tora Suber	1994
Tora Suber	1994
Monick Foote	1995
DeMya Walker	1996
Lisa Hosac	1997
Schuye LaRue	2000
Schuye LaRue	2000
Schuye LaRue	2000
Schuye LaRue	2000
Schuye LaRue	2000
Brandi Teamer	11/26/01
Brandi Teamer	12/24/01
LaTonya Blue	1/7/02
Brandi Teamer	1/14/02
Brandi Teamer	1/21/02
Brandi Teamer	2/4/02
Brandi Teamer	2/18/02
Deidra Chatman	1/20/03
Siedah Williams	12/22/03
Monica Wright	11/20/06
Monica Wright	12/04/06
Monica Wright	12/11/06
Monica Wright	1/1/07
Monica Wright	1/15/07
Monica Wright	2/5/07
Monica Wright	2/12/07
Monica Wright	2/26/07
Ariana Moorer	12/08/08
Simone Egwu	11/23/09
Ataira Franklin	2/14/11
Mikayla Venson	2/2/15
Jocelyn Willoughby	1/30/17
Dominique Toussaint	2/6/17
Kylie Kornegay-Lucas	11/25/19

PLAYER OF THE WEEK

Kim Silloway	1984
Nancy Mayer	1985
Daphne Hawkins	1986
Donna Holt	1986
Pam Leake	1986
Pam Leake	1986
Nancy Mayer	1986
Donna Holt	1988
Tammi Reiss	1990
Dawn Staley	1990
Tammi Reiss	1991
Dawn Staley	1991
Dawn Staley	1991
Dawn Staley	1991
Tammi Reiss	1992
Tonya Sampson	1992
Tonya Sampson	1992
Heather Burge	1993
Heather Burge	1993
Heather Burge	1993
Dena Evans	1993
Dena Evans	1993
Jeffra Gausepohl,	1994
Wendy Palmer	1994
Tora Suber	1994
Jeffra Gausepohl	1995
Wendy Palmer	1995
Wendy Palmer	1995
Wendy Palmer	1995
Wendy Palmer	1996
Wendy Palmer	1996
Tora Suber	1996
Tora Suber	1996
Tora Suber	1997
DeMya Walker	1997
DeMya Walker	1997
Mimi McKinney	1998
DeMya Walker	1999
DeMya Walker	1999
Erin Sotvall	1999
Svetlana Volnaya	2000
Svetlana Volnaya	2000
Telisha Quarles	2000
Telisha Quarles	2001
Schuye LaRue	2001
Svetlana Volnaya	2001
Telisha Quarles	2/18/02
Brandi Teamer	2/10/03
LaTonya Blue	3/3/03
Brandi Teamer	12/30/03
LaTonya Blue	1/31/05
LaTonya Blue	2/21/05
Lyndra Littles	11/13/06
Brenna McGuire	12/18/06
Sharneé Zoll	1/1/07
Lyndra Littles	2/19/07
Monica Wright	12/3/07
Monica Wright	3/3/08
Monica Wright	11/24/08
Lyndra Littles	1/5/09
Lyndra Littles	2/2/09
Monica Wright	12/14/09
Monica Wright	1/4/10
Monica Wright	1/25/10
Monica Wright	2/15/10
Chelsea Shine	11/21/11
Sarah Imovbioh	11/17/14
Faith Randolph	3/2/15
Faith Randolph	12/28/15
Jocelyn Willoughby	11/11/19



Faith Randolph




Ataira Franklin

The ACC Women's Basketball Legends program honors both players and coaches from each of the ACC's 15 schools who have contributed to their respective institutions rich tradition.



WENDY PALMER
(2005)



CATHY GRIMES
(2006)



DENA EVANS
(2007)



HEATHER BURGE QUELLA
(2008)



VAL ACKERMAN
(2009)



JENNY BOUCEK
(2010)




NANCY MAYER BATES
(2011)



SIEDAH WILLIAMS
(2012)



DAPHNE HAWKINS
(2013)



DEMYA WALKER
(2014)



AUDRA SMITH
(2015)



TORA SUBER
(2016)



ALL-STATE HONORS

RICHMOND TIMES-DISPATCH ALL-STATE SELECTIONS

1995	Wendy Palmer
1996	Wendy Palmer
1997	Tora Suber
1998	DeMya Walker
1999	DeMya Walker
	Erin Stovall
2000	Renee Robinson
	Schuye LaRue
2001	Schuye LaRue
2002	Brandi Teamer
	Telisha Quarles (HM)
2003	Brandi Teamer
	Cherrise Graham (HM)
2005	LaTonya Blue
	Brandi Teamer (HM)
2007	Lyndra Littles
	Monica Wright
2008	Monica Wright
2009	Monica Wright (1st Team & PO.Y)
2010	Monica Wright

STATE PLAYER OF THE YEAR

1988	Daphne Hawkins
1991	Dawn Staley
1992	Dawn Staley
1995	Wendy Palmer
1996	Wendy Palmer
2001	Schuye LaRue
2002	Brandi Teamer
2009	Monica Wright
2010	Monica Wright
2020	Jocelyn Willoughby

STATE ROOKIE OF THE YEAR

2002	Brandi Teamer
2007	Monica Wright
2011	Ataira Franklin

STATE COACH OF THE YEAR

1981	Debbie Ryan
1992	Debbie Ryan
1995	Debbie Ryan

VA SID ALL-STATE

1979	Valerie Ackerman (2nd)
	Jackie LaBerge (2nd)
1980	Melissa Mahony (2nd)
	Chrissy Reese (2nd)
1981	Melissa Mahony
	Linda Mitchell (2nd)
	Valerie Ackerman (2nd)
1988	Donna Holt
	Daphne Hawkins
	Tonya Cardoza (2nd)
1989	Tonya Cardoza
	Dawn Staley (2nd)
	Dawn Bryant (HM)
1990	Heather Burge (2nd)
	Tammi Reiss
	Dawn Staley
1991	Heather Burge
	Tonya Cardoza
	Tammi Reiss (2nd)
	Dawn Staley
1992	Heather Burge (2nd)
	Dawn Staley
1994	Wendy Palmer
1995	Wendy Palmer
	Jenny Boucek
1996	Wendy Palmer
	Tora Suber
1997	Tora Suber
1998	DeMya Walker
	Erin Stovall (2nd)
2001	Schuye LaRue
2002	Telisha Quarles
	Brandi Teamer
2003	Brandi Teamer (2nd)
	Cherrise Graham (2nd)
2005	LaTonya Blue
	Brandi Teamer (2nd)
2006	Sharneé Zoll
2007	Lyndra Littles
	Monica Wright (2nd)
2008	Monica Wright
	Lyndra Littles (2nd)
	Aisha Mohammed (HM)
	Sharneé Zoll (HM)
2009	Monica Wright
	Lyndra Littles
	Aisha Mohammed (2nd)
2010	Monica Wright
2011	Ataira Franklin (HM)
	Ariana Moorer (HM)
2012	Ariana Moorer
2013	Ataira Franklin
2014	Ataira Franklin
2015	Faith Randolph (2nd)
	Sarah Imovbioh (2nd)
2018	Dominique Toussaint (2nd)
2019	Jocelyn Willoughby (2nd)
2020	Jocelyn Willoughby (1st)



Brandi Teamer



IMP AWARD- OUTSTANDING FEMALE ATHLETE

Presented annually to the top female athlete at Virginia, based on total contribution to team effort

1976	Amy Easter
1984	Lyn Anastasio
1988	Donna Holt
1991	Dawn Staley
1992	Dawn Staley
1995	Wendy Palmer
1996	Wendy Palmer
2010	Monica Wright

ACC SCHOLAR-ATHLETE

Presented annually to the individual voted to be Virginia's top female student-athlete of the year for academic excellence and performance with distinction as a member of a varsity team

1983	Ann Bair
1986	Kim Silloway
1992	Tammi Reiss
1993	Dena Evans
2001	Katie Tracy
2019	Jocelyn Willoughby
2020	Jocelyn Willoughby

RALPH SAMPSON SCHOLARSHIP AWARD

Awarded to a third-year student-athlete who best demonstrates excellence in academics, leadership and athletics

2016	Breyana Mason
------	---------------

DISTINGUISHED STUDENT-ATHLETE SCHOLARSHIP AWARD

Awarded to a rising fourth-year student-athlete who has distinguished herself during her intercollegiate athletic career

2017	Lauren Moses
------	--------------

ERNEST H ERN DISTINGUISHED STUDENT

Presented annually for leadership and for his or her concern in preserving the traditions of the University

1996	Jeffra Gasespohl
2019	Jocelyn Willoughby

SUSAN GROSSMAN MEMORIAL AWARD

Outstanding service to the student-athlete mentor program

1996	Jeffra Gasespohl
------	------------------

CRAIG FIELDER MEMORIAL AWARD

For embodiment of qualities of leadership in character, sportsmanship, unwavering competitive spirit and untiring determination in overcoming adversity

1996	Wendy Palmer
2022	Amandine Toi

JETTIE HILL MEMORIAL AWARD

Fourth-year student-athlete with the highest scholastic average throughout her four years

1980	Elizabeth Hedstrom
1981	Val Ackerman
1993	Dena Evans

LIFE SKILLS AWARD

A grad school scholarship presented for contributions to SAM, community service and ones team and athletics department

2013	Simone Egwu
------	-------------

RAVEN SOCIETY STUDENT RAVEN AWARD

Recognizing excellence in service and contribution to the University of Virginia. The Award is reserved to honor students, faculty, administrators, or alumni of the University who have widely and sympathetically shared, supported, and advanced the function of this institution

2019	Jocelyn Willoughby
------	--------------------

ACC TOP VI AWARDS

Presented annually to the six UVA student-athletes who have given the most in terms of service to the University and Charlottesville communities

2001	Katie Tracy
2002	Anna Crosswhite
2010	Monica Wright
2015	Sydney Umeri
2019	Jocelyn Willoughby

WOMEN'S BASKETBALL COACHES' AWARD OF EXCELLENCE

1974	Leslie Berens
1975	Leslie Berens
1976	Terry Israel
1977	Kathy Williams
1978	Cecilia Bean
1979	Val Ackerman
1980	Melissa Mahony
1981	Val Ackerman
1982	Cathy Grimes
1983	Cathy Grimes
1984	Lyn Anastasio
1985	Cathy Grimes
1986	Donna Holt
1987	Donna Holt
1988	Donna Holt
1989	Dawn Bryant
1990	Dawn Staley
1991	Dawn Staley
1992	Dawn Staley
1993	Heather Burge, Dena Evans
1994	Wendy Palmer
1995	Wendy Palmer
1996	Wendy Palmer
1997	Tora Suber
1998	DeMya Walker
1999	DeMya Walker
2000	Lisa Hosac
2001	Schuye LaRue
2002	Telisha Quarles
2003	LaTonya Blue
2004	LaTonya Blue
2005	Jocelyn Logan-Friend
2006	Tiffany Sardin
2007	Lyndra Littles
2008	Sharneé Zoll, Monica Wright
2009	Monica Wright
2010	Monica Wright
2011	Ataira Franklin
2012	Ariana Moorer, Chelsea Shine
2013	Ataira Franklin
2014	Ataira Franklin
2015	Sarah Beth Barnette
2016	Faith Randolph
2017	Breyana Mason
2018	Jocelyn Willoughby
2019	Mone Jones
2020	Jocelyn Willoughby
2021	Entire Team
2022	McKenna Dale



ENDOWED SCHOLARSHIP RECIPIENTS

BOB WILLIAMS AWARD

In honor of one of the most enthusiastic and supportive fans that Virginia Athletics and, in particular women's basketball, has ever know— Bob Williams— for achievement in academics and athletics.

2001	Elena Kravchenko
2002	Anna Crosswhite
2003	Liz Sahin
2004	Kate Kreager
2005	Jocelyn Logan-Friend
2006	Brenna McGuire
2007	Tara McKnight
2008	Paulisha Kellum
2009	Jayna Hartig
2010	Simone Egwu

ALUMNI SCHOLARSHIP

Presented to a member of the women's basketball team who best exemplifies the spirit and dedication that makes Virginia women's basketball successful.

2000	Chalois Lias
2001	Marcie Dickson
2002	Marcie Dickson
2003	Anna Crosswhite
2004	Safiya Grant-Fairley
2005	Tiffany Sardin
2006	Shameé Zoll
2007	Shameé Zoll
2008	Tara McKnight
2009	Lyndra Littles
2010	Monica Wright
2011	Jayna Hartig
2012	Chelsea Shine
2013	Ataira Franklin
2014	Ataira Franklin
2015	Sarah Imovbioh
2016	Sydney Umeri
2017	Aliyah Huland-El
2018	Aliyah Huland-El
2019	Mone Jones
2020	Amandine Toi
2021	Amandine Toi
2022	Tihana Stojisavljevic
2023	London Clarkson

THOMAS J. RYAN ALUMNI SCHOLARSHIP

Presented to a hard-working player committed to success; a team player who shuns the spotlight in favor of her teammates; a player who believes in family values and shares those values with her team.

2001	Telisha Quarles
2002	Anna Prillaman
2003	Safiya Grant-Fairley
2004	Anna Crosswhite
2005	Kate Kreager
2006	Tiffany Sardin
2007	Siedah Williams
2008	Paulisha Kellum
2009	Aisha Mohammed
2010	Kelly Hartig
2011	Chelsea Shine
2012	Ataira Franklin
2013	Lexie Gerson
2014	Lexie Gerson
2015	Faith Randolph
2016	Faith Randolph
2017	Lauren Moses
2018	Lauren Moses
2019	Felicia Aiyeotan
2020	Lisa Jablonowski
2021	unknown
2022	Meg Jefferson
2023	Sam Brunelle

CHRISTINE J. TORETTI WOMEN'S BASKETBALL SCHOLARSHIP

Awarded to a student-athlete participating on the women's basketball team who has maintained high academic achievement

2012	Simone Egwu
2013	Simone Egwu
2014	Kelsey Wolfe
2015	Jaryn Garner
2016	Breyana Mason
2017	Breyana Mason
2018	Jocelyn Willoughby
2019	Jocelyn Willoughby
2020	Lisa Jablonowski
2021	unknown
2022	Carole Miller
2023	Carole Miller

RETIRED TEAM AWARDS



BEST OFFENSIVE PLAYER

2001	Schuye LaRue
2002	Telisha Quarles
2003	Cherrise Graham
2004	LaTonya Blue
2005	LaTonya Blue Brandi Teamer
2006	Tiffany Sardin
2007	Lyndra Littles
2008	Lyndra Littles Monica Wright
2009	Lyndra Littles Monica Wright
2010	Monica Wright
2011	-
2012	Ariana Moorer

BEST DEFENSIVE PLAYER

2001	Svetlana Volnaya
2002	Anna Crosswhite
2003	LaTonya Blue
2004	LaTonya Blue
2005	LaTonya Blue Jocelyn Logan-Friend
2006	Sharneé Zoll
2007	Brenna McGuire
2008	Monica Wright
2009	Monica Wright
2010	Monica Wright
2011	-
2012	Lexie Gerson

BEST REBOUNDER

2012	Chelsea Shine
------	---------------

ROOKIE OF THE YEAR

2001	Anna Prillaman
2002	Brandi Teamer
2003	-
2004	Siedah Williams
2005	Sharneé Zoll
2006	Lyndra Littles
2007	Monica Wright
2008	Aisha Mohammed
2009	Chelsea Shine
2010	Simone Egwu Telia McCall

MOST IMPROVED PLAYER

2001	Marcie Dickson
2002	Lynette O'Reggio Liz Sahin
2003	Safiya Grant-Fairley
2004	Jocelyn Logan-Friend
2005	Takisha Granberry Brenna McGuire
2006	Denesha Kenion
2007	Abby Robertson Britnee Millner
2008	Paulisha Kellum
2009	Kelly Hartig Kristen London
2010	Simone Egwu Telia McCall
2011	-
2012	Telia McCall
2017	J'Kyra Brown
2018	Dominique Toussaint Felicia Aiyetotan

LEADERSHIP AWARD

2001	Dean'na Mitchelson Katie Tracy
2002	Kathy Allen Anna Crosswhite
2005	Kate Kreager Jocelyn Logan-Friend
2006	Tiffany Sardin Sharneé Zoll
2007	Tara McKnight Sharneé Zoll
2008	Sharneé Zoll Tara McKnight Monica Wright
2009	Monica Wright
2010	Monica Wright

UNSUNG HERO

2001	Anna Crosswhite
2002	Karen Jaeger
2003	Anna Crosswhite
2004	Anna Prillaman
2005	Tiffany Sardin Siedah Williams
2006	Tara McKnight Siedah Williams
2007	Siedah Williams Paulisha Kellum
2008	Enongé Stovall
2009	Kristen London
2010	Jayna Hartig

PRESEASON CONDITIONING

2001	Svetlana Volnaya
2002	Telisha Quarles
2003	Liz Sahin Jocelyn Logan-Friend
2004	Alisa Wulff
2005	Sharneé Zoll
2006	Brenna McGuire
2007	Jayna Hartig
2008	Lyndra Littles
2009	Chelsea Shine
2010	China Crosby

MVP IN PRACTICE

2002	Karen Jaeger
2004	Brenna McGuire
2005	Sharneé Zoll
2006	Tara McKnight
2007	Jayna Hartig Monica Wright
2008	Monica Wright
2009	Monica Wright
2010	Monica Wright
2011	-
2012	Ataira Franklin

ACADEMIC AWARD

2012	Simone Egwu
2013	Simone Egwu
2014	Lexie Gerson Ataira Franklin
2016	Breyana Mason
2017	Lauren Moses
2018	Jocelyn Willoughby

HEART & HUSTLE

2017	Jocelyn Willoughby
------	--------------------

2018	Lauren Moses
------	--------------

WAHOO IMPACT AWARD

2017	Breyana Mason
------	---------------

COACHES' AWARD

For outstanding contributions to the team

2001	John Truslow (equipment) Penny Rue Bill Harmon Jed Williams (radio)
2002	Kevin Nichols (administrative asst.) Carol Callahan Myron Ripley (radio) Paul (bus driver)
2003	Howard Goodman (IT) Kristy Drobney (academic affairs) Dr. Frank McCue Phyllis Bowman
2004	David Bell (equipment) Todd Goodale (video services) Victoria Goodloe (strength coach) Katie McFadden (marketing) Trenton Good (Marriott)
2005	Cady Condyles (video) Veronica Williams (Residence Inn) Ed Nordenschild (strength coach) Katie Purcell (head manager) Chris Walters (team manager) Tangy Williams (Director of Operations)
2006	Suzy Blakely (housekeeping) Kim Bowles (housekeeping) Elizabeth Brinkmann (marketing) Michelle Ely (office manager) Carol Gutman (Dean) Matt Marlow (head manager) Naomi Perkins (business operations) Lisa Welch (asst. ticket manager) Barbara Yowell (business operations)
2007	Angela Crock (academic affairs) Reggie Garrett (marketing) Betty Goodman Sharlene Sajonas Brian Sellers (equipment) Andrew Sensi (head manager) Kelly McCabe Sisk (academic affairs)
2008	Dr. John McKnight Dr. Eric Carson Matt Marlow (Video Coordinator) Karie Russell (Administrative Assistant) Matt Althoff (Equipment) Mike Moraghan (Video Services) Larry Johnson (WINA Radio) Jay James (WINA Radio)
2009	Chris Easton Natalie Fitzgerald (Academic Affairs) Kyle Gravitt (Manager) Johanna Kessler-Sandridge Brenda Lambert Paul Murata Byron Smith
2010	Maurice Apprey John T. Casteen III Angel Cavanaugh Lindsay Clark Bethary Dannelly Meryl Kahn Matt Marlow Marty Northcroft Jackie Saunders Stacy Fowler Wanda Grooms



ALL-TIME LETTERWINNERS

- A -

Ackerman, Valerie (C#) 1978-79-80-81
 Aiyeotan, Felicia 2017-18-19
 Allen, Jae'lisa 15-16-17
 Allen, Kathy 2002
 Ambrose, Kristin 2001
 Anastasio, Lyn (C) 1982-83-84
 Anderson, Kirsten (C) 1985-86-87-88

- B -

Bair, Ann 1980-81
 Barksdale, Cindy 1978
 Barnette, Sarah-Beth 13-14-15
 Battle, Emily 2016
 Beale, Charleata 1992-93-94-95
 Bean, Cecilia 1976-77-78
 Beery, Marilyn 1977-78
 Berens, Jeanne 1976
 Berens, Leslie (C*) 1974-75
 Blue, LaTonya (C) 2002-03-04-05
 Boucek, Jenny (C) 1993-94-95-96
 Bower, Tiffany 1996-97
 Brightly, Sharlene 1974-75
 Bristol, Deja 2021-22
 Brown, J'Kyra 2016-17-18
 Brown, Lesley 1996-97-98-99
 Bryant, Dawn (C) 1986-87-88-89
 Burge, Heather 1990-91-92-93
 Burge, Heidi 1990-91-92-93

- C -

Caldwell, Khyasia 2018-19
 Campbell, Jackie 1982-83
 Cardoza, Tonya (C) 1987-88-89-91
 Carter, Laurie (C) 1985-86-87-88
 Chapa, Judiann 1977
 Chatman, Deidra 2003-04
 Clarkson, London 2021-22
 Crosby, China 2010-11-12-13
 Crosswhite, Anna (C*) 2001-02-03-04

- D -

Dale, McKenna 2022
 Dawson, Chris 1974-75
 Dickerson, Josephine 1976-77
 Dickson, Marcie 2000-01

- E -

Easter, Amy 1976-77-78
 Edwards, Britny 2009-10
 Edwards, Whitney 2009-10-11
 Egwu, Simone 2010-11-12-13
 Evans, Dena 1990-91-92-93

- F -

Ferguson, Debra 2016
 Foote, Monick (C) 1995-96-97-99
 Frederick, Diane 1974-75-76-77
 Franklin, Ataira (C) 2011-12-13-14
 Franklin, Carmela 1988-89-90
 Fuller, Amy 1989

- G -

Gaffney, Raeshaun 2013
 Gamble, Dori (C) 1978-79-80-81
 Gardner, Tammy 1995
 Garner, Jaryn 2013-14
 Gausepohl, Jeffra (C) 1993-94-95-96
 Gerson, Lexie 2010-11-12, 2014
 Glasson, Sandy 1978-79-80-81
 Glessner, Jackie (C) 1994-95-96-97
 Graham, Cherrise 2003
 Glose, Jeanette 1976
 Granberry, Takisha 2005-06
 Grant-Fairley, Safiya 2001-02-03-04
 Greer, Martha 1978-79-80
 Griffin, Annaliese 2022
 Grimes, Cathy 1982-83-84-85

- H -

Hartig, Jayna 2007, 2009-10-11
 Hartig, Kelly 2008-09
 Hawkins, Daphne 1985-86-87-88
 Hayward, Lindsay 2005-06
 Hedstrom, Liz 1978-79
 Hendricks, Glenna 1977
 Hillenbrand, Beth 1974-75
 Hoffman, Mimi (C) 1975-76-77-78
 Holt, Donna 1985-86-87-88
 Horton, Dylan 2020-21
 Hosac, Lisa 1997-98-99-00
 Huhn, Sharon 1976
 Hoops, Vicki 1982-83
 Horton, Dylan 2020
 Huland EI, Aliyah (C) 2015-16-17-18

- I -

Imovbioh, Sarah 2013-14-15
 Israel, Terry (C) 1974-75-76

- J -

Jablonowski, Lisa 2017-18-19-20
 Jaeger, Karen 2002-03
 Jefferson, Meg 2020-21-22
 Johnson, Zaria 2021
 Jones, Mone (C) 2016-17-18-19

- K -

Kellum, Paulisha 2007-08, 2010-11
 Kenion, Denesha 2005-06
 Kornegay-Lucas, Kylie 2020
 Kravchenko, Elena 1998-99-00-01
 Kreager, Kate (C*) 2004-05

- L -

LaBerge, Jackie (C) 1978-79-80-81
 Lank, Liza 1984-85-86-87
 LaPaglia, Betsy 1983-84-85
 LaRue, Schuye 2000-01
 Lawson, Dani 2020-21
 Lawson, Kaydan 2021-22
 Lesoravage, Chris 1992-93-94-95
 LeSueur, Bethany 2002
 Lewis, Sallie 1982-83-84
 Lias, Chalois 1998-99-00-01
 Littles, Lyndra 2006-07-08-09
 Lofstedt, Amy (C) 1992-93-94-95
 Logan-Friend, Jocelyn (C) 2002-03-04-05
 London, Kristen 2008-09

- M -

MacNeilage, Gina 1986-87-88-89
 Mahony, Melissa (C) 1979-80-81-82
 Martinsen, Erica 2019
 Mason, Breyana (C) 2014-15-16-17
 Mathis, Kim 1984
 Maupin, Emily 2021
 Mayer, Nancy (C*) 1984-85-86-87
 McCall, Telia 2010-11-12-13
 McConnell, Kathy 1986-87-88-89
 McGuire, Brenna 2004-05-06-07
 McKinney, Mimi 1996-97-98
 McKnight, Tara (C*) 2005-06-07-08
 McKone, Jill (C) 1980-81-82-83
 McLean, Mir 2022
 McShalley, Colleen 1979-80
 Medson, S. 1973-74
 Miller, Carole 2020-21-22
 Millner, Britnee 2006-07-08-09
 Minnis, Nycerra 2021-22
 Mitchell, Linda 1981-82
 Mitchelson, Dean'na (C) 1998-99-00-01
 Mohammed, Aisha (C) 2008-09
 Mooney, Kate 1996-97-98
 Moore, Allison 1990-91-92-93
 Moorer, Ariana 2009-10-11-12
 Moses, Lauren (C) 2015-16-17-18

- O -

Olson, Lynne 1979-80
 O'Reggio, Lynette 2002-03-04-05

- P -

Palmer, Wendy (C*) 1993-94-95-96
 Parker, Eleah 2022
 Payne, Shakyna 2017-18-19
 Paul, Bridget 1996
 Peschel, Carol 1978-79
 Pitts, Aaliyah 2021-22
 Pitts, Jazmin 2011-12-13
 Prillaman, Anna (C) 2001-02-03-04

- Q -

Quarles, Telisha (C) 1999-00-01-02

- R -

Raftelus, A. 1973-74
 Randolph, Faith (C) 2013-14-15-16
 Reese, Chrissy 1980-81-82-83
 Reiss, Tammi 1989-90-91-92
 Robertson, Abby 2006-07
 Robinson, Renee 1997-98-99-00
 Ryan, Karen 1978
 Ryan, Kathy (C*) 1982-83-84

ALL-TIME LETTERWINNERS/NUMBERS



- S -**
Sahin, Yeliz 2002-03
Santelli, Felicia 1990-91-92
Sapp, Kathy 1977
Sardin, Tiffany (C#) 2003-04-05-06
Scott, Frances 1987-88-89-90
Shepherd, Felicity 1976-77
Shine, Chelsea 2009-10-11-12
Shorten, Paula 1977-78-79
Silloway, Kim (C) 1983-84-85-86
Smith, Audra 1989-90-91-92
Somogyi, Kristen 1992-93
Soukup, Sue 1983
Staley, Dawn 1989-90-91-92
Stojsavljevic, Tihana 2020-21-22
Stenzel, Barbara 1976-77-78
Stovall, Enong 2006, 2008
Stovall, Erin 1998-99
Stroman, Debby (C) 1979-80-81-82
Suarez, Tiffany 2014-15
Suber, Tora 1994-95-96-97
Swierczek, Lauren 1998-99-00
- T -**
Taylor, Camryn 2022
Taylor, Cheryl (C) 1993-94-95
Teamer, Brandi 2002-03-04-05
Thomas, Trina 1984-85-86-87
Thompson, Erinn 2011-12
Tinsley, Brianna 2018-19
Toi, Amandine (C) 2018-19-20-21-22
Toney, Tina (C) 1988-90-91
Toussaint, Dominique 2017-18-19-20
Toussaint, Wendy (C) 1991-92-93-94
Tracy, Katie (C) 1998-99-00-01
- U -**
Umeri, Sydney 2014-15-16
- V -**
Valladay, Taylor 2022
Venson, Mikayla 2015-16
Volnaya, Svetlana (C) 1999-00-01
- W -**
Wagener, Melanee 1989-90-91-92
Walker, DeMya 1996-97-98-99
Walker, Linda 1975-76
Ward, Tekshia 1989-90-91
Walthall, Lorna 1975
Waterman, Heidi 1994
Whitaker, Chelsea 2001
Williams, Kathy (C*) 1974-75-76-77
Williams, Shemera 2020
Williams, Siedah (C#) 2004-05-06-07
Willoughby, Jocelyn (C) 2017-18-19-20
Wolfe, Kelsey (C) 2011-12-13-14
Wright, Gerry (C*) 1974-75
Wright, Monica (C#) 2007-08-09-10
Wulff, Alisa 2004
- Y -**
Young, Debbie 1982-83-84-85
- Z -**
Zoll, Sharnae (C#) 2005-06-07-08
- C = captain
C* = two-time captain
C# = three-time captain
- 00-**
Dean'na Mitchelson (1998-01)
Cherrise Graham (2003)
Debra Ferguson (2016)
- 0-**
Dylan Horton (2020-21)
- 1 -**
Marcie Dickson (2000-03)
Lyndra Littles (2006-09)
China Crosby (2010-13)
Mikayla Venson (2015-16)
Brianna Tinsley (2018-19)
Carole Miller (2020-)
- 2 -**
Chelsea Whitaker (2001)
Deidra Chatman (2003-04)
Lauren Carson (2007)
Whitney Edwards (2009-11)
Jae'Lisa Allen (2015-18)
Taylor Valladay (2022-)
- 3 -**
Sandy Glasson (1978-81)
Carmela Franklin (1988-90)
Erin Stovall (1998-99)
Paulisha Kellum (2007-11)
Sarah Beth Barnette (2012-15)
Lauren Moses (2018)
Aaliyah Pitts (2021-22)
- 4 -**
Lynne Olson (1979-80)
Lesley Brown (1996-99)
Siedah Williams (2004-07)
Simone Egwu (2010-13)
Dominique Toussaint (2017-20)
Zaria Johnson (2021-)
- 5 -**
Frances Scott (1987-90)
Renee Robinson (1997-2000)
Liz Sahin (2002-2003)
Sharnae Zoll (2005-2008)
Erinn Thompson (2009-12)
Khyasia Caldwell (2018-19)
Tihana Stojsavljevic (2020-22)
- 10 -**
Lorna Walthall (1975)
Marilyn Beery (1977-78)
Debbie Stroman (1979-82)
Sue Soukup (1983)
Daphne Hawkins (1985-88)
Dena Evans (1990-93)
Tammy Gardner (1995)
Telisha Quarles (1999-02)
Brenna McGuire (2004-07)
Kelsey Wolfe (2011-14)
J'Kyra Brown (2015-18)
Dani Lawson (2019)
Shemera Williams (2020)
Mir McLean (2022-)
- 11 -**
Chrissy Reese (1980-83)
Donna Holt (1985-88, Retired)
- 12 -**
Mimi Hoffman (1975-78)
Lyn Anastasio (1982-84)
Katie Tracy (1998-01)
LaTonya Blue (2002-05)
Britnee Millner (2006-09)
Breyana Mason (2014-17)
Meg Jefferson (2020-22)
- 13 -**
Kathy Williams (1974-77)
Nancy Mayer (1984-87)
Monick Foote (1995-99)
Tiffany Suarez (2014-15)
Emily Battle (2016)
Jocelyn Willoughby (2017-20)
Deja Bristol (2021-22)
- 14 -**
Martha Greer (1978-80)
Jackie Campbell (1982-83)
Amy Fuller (1989)
Jeffra Gausepohl (1993-96)
Elena Kravchenko (1998-01)
Karen Jaeger (2002-03)
Lexie Gerson (2010-14)
Lisa Jablonowski (2017-20)
Kaydan Lawson (2021-)
- 15 -**
Leslie Berens (1974-75)
Jeanne Berens (1976)
Cecilia Bean (1976-78)
Kathy Ryan (1982-84)
Tina Toney (1988-91)
Svetlana Volnaya (1999-01)
Ariana Moorer (2009-12)
Jaryn Garner (2013-15)
Kylie Kornegay-Lucas (2020)
- 20 -**
Sharon Huhn (1976)
Melissa Mahony (1979-82)
Tekshia Ward (1989-91)
Lisa Hosac (1997-00)
Safiya Grant-Fairley (2001-04)
Denesha Kenion (2005-06)
Kristen London (2007-09)
Faith Randolph (2013-16)
Amandine Toi (2018)
Erica Martinsen (2019)
Camryn Taylor (2022-)
- 21 -**
Gerry Wright (1974-75)
Barbara Stenzel (1976-78)
Kirsten Anderson (1985-88)
Melanee Wagener (1989-92)
Kristin Somogyi (1993)
Heidi Waterman (1994)
Mimi McKinney (1996-98)
Anna Prillaman (2001-04)
Tara McKnight (2005-2008)
Jazmin Pitts (2011-13)
Lauren Moses (2015-17)
Dani Lawson (2020-21)
Eleah Parker (2022)



ALL-TIME NUMBERS

- 22 -

Terry Israel (1974-76)
Paula Shorten (1977-79)
Linda Mitchell (1981-82)
Liza Lank (1984-87)
Chris Lesoravage (1992-95)
DeMya Walker (1996-99)
Kristin Ambrose (2001)
Alisa Wulff (2004)
Monica Wright (2007-2010, Retired)

- 23 -

Sharlene Brightly (1974-75)
Tonya Cardoza (1987-91)
Jenny Boucek (1993-96)
Bethany LeSueur (2002)
Takisha Granberry (2005-06)
Ataira Franklin (2011-14)
Aliyah Huland-El (2015-18)
Amandine Toi (2018-22)

- 24 -

Jill McKone (1980-83)
Dawn Staley (1989-92, Retired)

- 25 -

Jeanette Glose (1976)
Valerie Ackerman (1978-81)
Cathy Grimes (1982-85, Retired)

- 30 -

Heather Burge (1990-93)
Chalois Lias (1998-01)
Abby Robertson (2006-2007)
Telia McCall (2010-13)
Felicia Aiyeotan (2017-20)

- 31 -

Betsy LaPaglia (1983-85)
Wendy Palmer (1993-96, Retired)

- 32 -

Ann Bair (1980-81)
Laurie Carter (1985-88)
Tammie Reiss (1989-92)
Brandi Teamer (2002-05)
Jayna Hartig (2007-11)
Mone Jones (2016-19)
Nycerra Minnis (2021-22)

- 33 -

Wendy Toussaint (1991-94)
Tiffany Bower (1996-97)
Chalois Lias (1998-01)
Kathy Allen (2002)
Tiffany Sardin (2003-06)
Aisha Mohammed (2007-09)
Raeshawn Gaffney (2013-14)

- 34 -

Dawn Bryant (1986-89)
Heidi Burge (1990-93)
Lauren Swierczek (1998-00)
Britny Edwards (2009-10)
Amanda Fioravanti (2014)
London Clarkson (2021-)

- 35 -

Chris Dawson (1974-75)
Sallie Lewis (1982-84)
Monick Foote (1995-99)
Shakyna Payne (2016-19)
Emily Maupin (2021)

- 40 -

Judiann Chapa (1977)
Vicki Hoops (1982-83)
Kim Mathis (1984)
Amy Loftstedt (1992-95)
Kate Mooney (1996-98)
Kate Kreager (2004-05)
Enong Stovall (2006-09)

- 41 -

Anna Crosswhite (2001-04)

- 42 -

Kim Silloway (1983-86)
Charleata Beale (1992-95)
Kelly Hartig (2008-09)
Sarah Imovbioh (2013-15)

- 43 -

Glenna Hendricks (1977)
Dori Gamble (1978-81)

- 44 -

Diane Frederick (1974-77)
Jackie LaBerge (1978-81)
Debbie Young (1982-85)
Kathy McConnell (1986-89)
Allison Moore (1990-93)
Bridget Paul (1996)
Jocelyn Logan-Friend (2002-05)
Sydney Umeri (2014-16)
McKenna Dale (2022-)

- 45 -

Kathy Sapp (1977)
Karen Ryan (1978)
Tora Suber (1994-97)
Schuye LaRue (2000-01)

- 50 -

Amy Easter (1976-78)
Trina Thomas (1984-87)
Chelsea Shine (2009-12)

- 52 -

Gina MacNeilage (1986-89)
Felicia Santelli (1990-92)
Jackie Glessner (1994-97)

- 54 -

Audra Smith (1989-92)
Cheryl Taylor (1993-95)
Lynette O'Reggio (2002-05)