



VIRGINIATM

VIRGINIA ATHLETICS MEDIA RELATIONS
 295 Massie Road, Room 154
 Charlottesville, VA 22904
Men's Basketball Contact: Erich Bacher
O: (434) 982-5530 **C:** (720) 318-5538
E-mail: bacher@virginia.edu
Web: VirginiaSports.com
Twitter: @UVMensHoops, @ErichJBacher

24 NCAA TOURNAMENT APPEARANCES · 2019 NCAA CHAMPIONS · 3 NCAA FINAL FOURS · 11 ALL-AMERICANS · 27 ALL-ACC FIRST TEAM SELECTIONS

GAME INFORMATION

Date/Time: Tuesday, Dec. 6, 2022 / 8 p.m. ET
Site: Charlottesville, Va./John Paul Jones Arena (14,623)
TV: ACC Network; **Online:** WatchESPN.com
 Jay Alter & Cory Alexander
Radio: Virginia Sports Radio Network
 John Freeman & Jimmy Miller
Satellite Radio: SiriusXM (158 or 194), SXM App (956)
Live Stats: VirginiaSports.com
Twitter: @UVMensHoops
Virginia vs. JMU: 11-1
Charlottesville: 7-0 (1-0 John Paul Jones Arena)
Harrisonburg: 3-1
Neutral: 1-0 (1-0 in Richmond)
First Meeting: Nov. 25, 1977 (W, 83-63 at U-Hall)
Last Meeting: Dec. 7, 2021 (L, 52-49 at JMU)
Winning Streak: JMU, 1 game



[3/3] VIRGINIA CAVALIERS (7-0, 0-0 ACC)

Head Coach: Tony Bennett (Green Bay, 1992)
 UVA: 323-117 (14th season), Career: 392-150 (17th season)

VS.



JAMES MADISON DUKES (7-2, 0-0 SUN BELT)

Head Coach: Mark Byington (UNCW, 1998)
 Career Record: 35-23 (3rd season), Career: 173-124 (10th season)

FOR OPENERS

- Virginia is 7-0 for the first time since starting 7-0 in 2019-20.
- UVA is 7-0 for the sixth time in the past nine seasons.
- UVA ranks fourth nationally in 3-point percentage (42.3%) and free throws made per game (19.4), 10th in turnovers per game (9.9) and free throw attempts per game (26.4), 11th in assist/turnover ratio (1.57) and 23rd in scoring defense (59.0 ppg).

VIRGINIA RANKED NO. 3 IN LATEST AP POLL

- UVA is ranked No. 3 in the latest AP national poll.
- The No. 3 ranking is UVA's highest since 2018-19.
- UVA returned to the top-5 for the first time last week since a No. 4-preseason ranking in 2020-21.
- The Cavaliers' last top-5 ranking during the regular season was on Dec. 2, 2019.
- The Cavaliers were ranked No. 18 in the AP Preseason poll.
- UVA was ranked in the preseason AP top-25 for the fifth straight year and ninth in the last 10 seasons.

ALL-TIME VS. JMU

- Virginia is 11-1 all-time against JMU in the series that dates back to the 1977-78 season.
- The Cavaliers are 7-0 against the Dukes in Charlottesville, including a 65-34 win in the last meeting between the teams at JPJ in 2019.
- JMU snapped UVA's 11-game winning streak in the series with last year's 52-49 win in Harrisonburg.
- Virginia head coach Tony Bennett is 3-1 all-time against JMU.

LAST TIME OUT

- No. 3 Virginia (7-0, 1-0 ACC) held on to defeat Florida State (1-9, 0-1 ACC), 62-57, in its 2022-23 ACC opener at John Paul Jones Arena Dec. 3.
- The Cavaliers led by 10 points with under 2 minutes to play and FSU shrank the UVA lead to as little as three points with seven seconds to play, but Virginia made its last seven free throw attempts to close out the game.
- Kihei Clark scored a game-high 18 points on 4-of-9 shooting and went 9-for-10 at the charity stripe.
- Jayden Gardner (10 points, 5-9 FG) also scored in double figures for the Cavaliers and pulled down a team-high seven rebounds, including five on the offensive end of the floor.

LAST TIME VS. THE DUKES

- For the first time in series history, James Madison (8-3) defeated Virginia (6-4) 52-49 on Dec. 7, 2021, at Atlantic Union Bank Center.
- The Dukes held UVA to just 14 points in the first half - the lowest point total in any half by the Cavaliers under the Tony Bennett era.
- UVA jumped to a 10-2 advantage before JMU closed out the first half on a 22-4 run, which included 15 unanswered points, during the final 11:26 of the opening half. Virginia shot 27 percent (6-for-22) from the field in the first half.
- Jayden Gardner led the Virginia effort with a game-high 12 points on 6-of-9 shooting and added a season-high 14 rebounds.
- Not a single JMU player scored in double figures, but eight different players registered points for the Dukes.

THERE'S NO PLACE LIKE HOME

- Virginia is 220-53 (.806), including a 4-0 mark in 2022-23, in 17 seasons at John Paul Jones Arena.
- UVA was 10-1 at JPJ in 2020-21 and is 182-37 (.831), including a 147-22 (.870) mark the past 11 seasons.
- UVA is an ACC-leading 79-13 (.859) in league home games over the past 11 seasons. Duke is second at 78-14 (.848).
- UVA has won 10 or more home games for 13 straight years.

VIRGINIA VS. THE SUN BELT CONFERENCE

- Virginia meets its lone Sun Belt Conference in 2022-23.
- UVA is 33-9 all-time vs. current Sun Belt opponents (11-1 vs. JMU, 9-5 vs. Old Dominion, 3-0 vs. Coastal Carolina, 2-1 vs. Appalachian State and 1-0 vs. Arkansas State).

SCORING SURGE

- UVA is averaging 74.6 points per game, which is the highest in the Tony Bennett era.
- UVA scored 70 or more points in its first six games for the first time since starting the 2003-04 season with eight games of 70 or more points.
- UVA scored at least 70 points in six straight games for the first time since December of 2014.
- UVA is 150-11 when scoring 70 or more points under Bennett.
- The Cavaliers are shooting 50 percent from the field, including 45.2 from 3-point range and 72.3 from the charity stripe.
- UVA shot 44.9 percent from the field, including 32.3 percent from 3-point range, last season.

CAVALIERS VS. THE COMMONWEALTH

- UVA is 74-18 against teams from Virginia since 1999-00.
- UVA was 2-2 against the Commonwealth this season, including wins over Radford and Virginia Tech.
- UVA has won 27 of its last 33 games against teams from Virginia.

2022-23 SCHEDULE/RESULTS - 7-0, 0-0 ACC

Date	Opponent	TV	Time/Result
Nov. 7	[18] NCCU	RSN	W, 73-61
Nov. 11	[18] Monmouth	RSN	W, 89-42
Nov. 14	[18] Northern Iowa	ACCN	Canceled
Nov. 18	[16] vs. Baylor (5) #	ESPN2	W, 86-79
Nov. 20	[16] vs. Illinois (19) #	ESPN	W, 70-61
Nov. 25	[5] UMES	ACCN	W, 72-45
Nov. 29	[3] at Michigan (RV) %	ESPN	W, 70-68
Dec. 3	[3] Florida State *	ESPN2	W, 62-57
Dec. 6	[3] JMU	ACCN	8 p.m.
Dec. 17	Houston	ESPN2	2 p.m.
Dec. 20	at Miami *	ACCN	8:30 p.m.
Dec. 28	UAlbany	ACCN	6 p.m.
Dec. 31	at Georgia Tech *	ACCN	Noon
Jan. 3	at Pittsburgh *	ACCN	9 p.m.
Jan. 7	Syracuse *	ACCN	5 p.m.
Jan. 10	North Carolina *	ESPN/2	9 p.m.
Jan. 14	at Florida State *	ESPN/2	4 p.m.
Jan. 18	Virginia Tech *	ESPN/2/U	7 p.m.
Jan. 21	at Wake Forest *	ESPN2/U	2 p.m.
Jan. 28	Boston College *	RSN	Noon
Jan. 30	at Syracuse *	ESPN	7 p.m.
Feb. 4	at Virginia Tech *	ESPN/2/U	Noon
Feb. 7	NC State *	ACCN	9 p.m.
Feb. 11	Duke *	ESPN/2	4 p.m.
Feb. 15	at Louisville *	ESPN/2/U	7 p.m.
Feb. 18	Notre Dame *	ESPN/2/U	Noon
Feb. 22	at Boston College *	RSN	7 p.m.
Feb. 25	at North Carolina *	ESPN	6/8 p.m.
Feb. 28	Clemson *	ACCN	7 p.m.
Mar. 4	Louisville *	ESPN/2	12/2/4 p.m.
Mar. 7-11	ACC Tournament, Greensboro, N.C.		

Home games in Bold

All times Eastern
 # - Continental Tire Main Event, Las Vegas, Nev.
 % - ACC/B1G Challenge
 * - ACC Game

PRONUNCIATION GUIDE

Kihei Clark Key-HEY
 Francisco Caffaro Cuh-FAR-oh
 Armaan Franklin Ar-MAHN
 Isaac Traudt Trout

VIRGINIA'S PROBABLE STARTING LINEUP

Pos. No.	Player (Hometown)	Yr.	Ht.	Wt.	PPG	RPG	NOTES
G 0	Kihei Clark (Woodland Hills, Calif.)	Gr.	5-10	167	10.7	4.7(a)	1st all-time at UVA in minutes (4,474) & 4th in assists (572)
G 2	Reece Beekman (Baton Rouge, La.)	Jr.	6-3	190	11.1	5.1(a)	2nd double-double vs. Baylor (10p, 10a); 47.1 FG%; 85.7 FT%
G 4	Armaan Franklin (Indianapolis, Ind.)	Gr.	6-4	200	11.4	3.7	8th career 20-pt effort vs. Baylor; 40.6 3FG%
F 1	Jayden Gardner (Wake Forest, N.C.)	Gr.	6-6	233	11.3	6.1	3-time All-conference player; 41 20-point games (8 at UVA)
F 21	Kadin Shedrick (Holly Springs, N.C.)	R-Jr.	6-11	231	11.3	4.5	71.9% FGs (23 of 32) FGS; 2+ BLK in 24 games
OFF THE BENCH							
F 5	Ben Vander Plas (Ripon, Wis.)	Gr.	6-8	236	8.3	4.3	Ohio transfer has 1,630 career points, 788 rebounds & 217 3's
G 11	Isaac McKneely (Poca, W.Va.)	Fr.	6-4	179	4.4	1.6	15 PTS (4-6 3FGs) vs. Monmouth; 6 PTS vs. UMES; 42.9% 3FGs
C 22	Francisco Caffaro (Sante Fe, Argentina)	R-Sr.	7-1	254	2.7	2.0	Had 10 PTS & 4 REB in 10 minutes vs. NCCU (11/7/22)
G 13	Ryan Dunn (Freeport, N.Y.)	Fr.	6-8	208	3.3	2.2	13 PTS, 6 REB, 3 BLK, 2 AST, 2 STL vs. Monmouth (11/11/22)
G 10	Taine Murray (Auckland, N.Z.)	So.	6-5	205	2.7	1.7	7 points vs. Monmouth (11/11/22); 8 of 23 3FGs in 2021-22

VIRGINIA HEAD COACH TONY BENNETT

- Dean and Markel Families Head Men's Basketball Coach Tony Bennett has a 323-117 (.734) mark in 14 seasons at UVA and 392-150 (.723) career mark in 17 seasons as a head coach.
- Bennett needs four wins to pass Terry Holland (326-173, 16 seasons) as the all-time winningest coach at UVA.
- Bennett needs eight wins to reach 400 career wins.
- Bennett has guided the Cavaliers to five ACC regular-season titles (2014, 2015, 2018, 2019 and 2021), two ACC Tournament titles (2014 and 2018) and one NCAA national championship (2019).
- The three-time National (2007, 2015 and 2018) and four-time ACC Coach of the Year (2014, 2015, 2018 and 2019) guided UVA to its 10th consecutive postseason berth in 2021-22.
- In 2018-19, Bennett led the Cavaliers to their first NCAA national championship, a share of their ninth ACC regular-season title and a school-record 35 wins.
- Bennett is the third coach in ACC men's basketball history to lead his program to 11-straight winning conference seasons, joining North Carolina's Dean Smith (33) and Duke's Mike Krzyzewski (13).
- He has led UVA to outright ACC regular-season and tournament championships in the same season two times (2014 and 2018).
- Bennett is the fifth coach in ACC history to win at least three outright ACC regular-season titles (Frank McGuire, Dean Smith, Mike Krzyzewski and Roy Williams).
- UVA is 162-70 (.704) in ACC play (91-25 at home & 71-45 away), 182-37 (.831) at home and 160-47 (.773) in non-conference action (90-10 at JPJ) under Bennett.
- Bennett ranks fifth all-time in winning percentage (.704) among ACC head coaches with 100 or more ACC wins.

HOW ARE THESE CAVALIERS?

- UVA returns all five starters from last season's team, which finished 21-14, 12-8 in the ACC (sixth) and advanced to the NIT quarterfinals.
- We play defense, take quality shots, pass the basketball, limit turnovers and transition points, rebound and play more defense.
- The Cavaliers return 91.4 percent of its scoring from last season, most among all NCAA Division I teams (Portland 91.1%, Dayton 89.4% and Penn 88.5%).
- Returning starters Kihei Clark (10.7 ppg, 4.7 apg), Reece Beekman (11.1 ppg, 5.1 apg, 1.7 spg), Jayden Gardner (11.3 ppg, 6.1 rpg), Kadin Shedrick (10.1 ppg, 4.7 rpg, 1.7 spg) and Armaan Franklin (11.4 ppg, 40.6% 3FG) have started all seven games for the Cavaliers.
- Transfer Ben Vander Plas (8.3 ppg, 4.3 rpg), freshmen Isaac McKneely (4.4 ppg, 42.9% 3FG) and Ryan Dunn (3.3 ppg, 2.2 rpg), Francisco Caffaro (2.7 ppg, 2.0 rpg) and Taine Murray (2.7 ppg) provide depth.
- Isaac Traudt and Leon Bond III are redshirting this season.

GRUMPY OLD MEN

- UVA's roster includes sixth-year Ben Vander Plas, fifth-years Francisco Caffaro, Kihei Clark and Jayden Gardner, fourth-years Chase Coleman, Armaan Franklin and Kadin Shedrick, and third-year Reece Beekman.
- The average age of the Cavaliers is 20.8 years old.
- Gardner ranks first among active Division I players in career free throw attempts (730), second in free throws made (544), third in field goals made (761), fourth in points (2,078), fifth in rebounds (971), seventh in field goals attempted (1,518) and seventh in double-doubles (37).
- Clark ranks 10th among active DI players in assists (572), 14th in assist/turnover ratio (1.99) and 16th in games (135).
- Gardner (2,078 points), Vander Plas (1,630 points) and Clark (1,157 points) have played in a combined 387 career games.
- Clark needs four games, 18 starts and 112 assists to become the all-time leader at UVA in those categories.

TEAM AND PLAYER NOTES

- Virginia is the only school in the ACC that has six players averaging at least 8.0 points per game. The last UVA team to have six or more players do that for an entire season was 2000-01.
- Kihei Clark (4,474) needs 23 minutes to pass Tim Duncan (4,496 from 1994-97) for 15th on the ACC's Career Minutes Played list.
- Clark (1,157) needs 21 points to pass Joe Noertker (1,177 points from 1947-50) for 39th on UVA's all-time scoring list.
- Jayden Gardner (26), Armaan Franklin (26 & 21) have registered 20-point games this season.
- Kadin Shedrick is averaging a career-high 10.1 points after

NATIONAL DEFENSIVE POINTS PER GAME

RANKINGS UNDER TONY BENNETT

Year	School	Pts/Gm	Rank
2006-07	Washington State	59.5	17th
2007-08	Washington State	56.4	3rd
2008-09	Washington State	55.4	1st
2009-10	Virginia	63.6	54th
2010-11	Virginia	62.4	36th
2011-12	Virginia	54.2	2nd
2012-13	Virginia	55.6	5th
2013-14	Virginia	55.7	1st
2014-15	Virginia	51.5	1st
2015-16	Virginia	60.1	2nd
2016-17	Virginia	56.4	1st
2017-18	Virginia	54.0	1st
2018-19	Virginia	56.1	1st
2019-20	Virginia	52.4	1st
2020-21	Virginia	60.5	6th
2021-22	Virginia	60.1	6th
2022-23	Virginia	59.0	23rd

- averaging 6.9 points last season.
- Isaac McKneely has made at least one 3-pointer in five games and is shooting 42.9 percent (9 of 21) from distance.
- Ryan Dunn played a season-high 15 minutes and was 4 of 4 from the free throw line against Florida State.

OUR DEFENSE NEVER RESTS

- UVA ranks 23rd nationally in scoring defense at 59.0 ppg.
- The Cavaliers ranked eighth nationally in scoring defense in 2021-22 at 60.1 ppg.
- UVA has limited its opponents to 41.2 percent field goal shooting, including 35 percent from 3-point range.
- The Cavaliers have forced seven shot clock violations and have averaged 28 shot clock violations since 2019.
- UVA has outrebounded four opponents (NCCU, Monmouth, Illinois, UMES).
- In 2021-22, the Cavaliers limited their opponents to 42.5 percent shooting and 33.6 percent from 3-point range.
- Bennett-coached teams have led the nation in scoring defense seven times and finished in the top-five nationally 11 times.

SUPER 70s AND AWESOME 80s

- Virginia is 150-11 when scoring at least 70 or more points under Tony Bennett.
- UVA is 6-0 when scoring 70 or more points in 2022-23.
- Virginia is 46-1 all-time under when scoring 80 or more points under Bennett with their lone loss a 93-81 setback at North Carolina in 2012-13.
- Bennett was 4-0 when scoring 80+ points at Washington State.
- UVA scored 100 points against Marshall (2018-19) for the first time under Tony Bennett and added 97 points against Coppin State (2018-19).
- UVA is 4-0 all-time when scoring 90 or more under Bennett.

GARDNER EARNS PRESEASON ALL-ACC HONORS

- Jayden Gardner was named to the preseason All-ACC second team for the second consecutive season.
- Gardner landed on the All-ACC third team in 2021-22 after ranking seventh in the ACC in field goal percentage (50.1%) and free throw percentage (79.3%), 12th in scoring (15.3 ppg) and 17th in rebounding (6.4 rpg).

VIRGINIA PICKED THIRD IN THE ACC

- UVA was selected third in the 2022-23 ACC Preseason Poll.
- North Carolina is the preseason favorite, followed by Duke, Virginia, Miami and Florida State in the top five.
- ACC preseason voters selected Notre Dame sixth, followed by Virginia Tech, Syracuse, Wake Forest and NC State. Clemson was picked 11th, while Louisville, Boston College, Pittsburgh and Georgia Tech rounded out the voting.
- UVA was selected fourth in the 2021-22 preseason rankings and finished sixth in the standings.
- The Cavaliers have finished at or higher than their predicted finish in 12 of the last 14 seasons.

ABOUT THE 2022-23 SCHEDULE

- Four of Virginia's opponents are ranked in the latest AP Top-25 poll (Houston, Baylor, Duke and Illinois), while Miami, Virginia Tech and North Carolina received votes.



TONY BENNETT

EDUCATION
College: Green Bay, 1992

COACHING EXPERIENCE

- 1999-00 Wisconsin (staff volunteer)
- 2000-01 Wisconsin (assistant coach)
- 2003-04 Washington State (assistant coach)
- 2004-06 Washington State (associate head coach)
- 2006-09 Washington State (head coach)
- 2009- Virginia (head coach)

THE BENNETT RECORD

Year	School	Record (Conf)	Postseason
2006-07	Washington St.	26-8 (13-5)	NCAA 2nd Round
2007-08	Washington St.	26-9 (11-7)	NCAA Sweet 16
2008-09	Washington St.	17-16 (8-10)	NIT 1st Round
2009-10	Virginia	15-16 (5-11)	
2010-11	Virginia	16-15 (7-9)	
2011-12	Virginia	22-10 (9-7)	NCAA 2nd Round
2012-13	Virginia	23-12 (11-7)	NIT Quarterfinals
2013-14	Virginia	30-7 (16-2)	NCAA Sweet 16
2014-15	Virginia	30-4 (16-2)	NCAA Third Round
2015-16	Virginia	29-8 (13-5)	NCAA Elite Eight
2016-17	Virginia	23-11 (11-7)	NCAA 2nd Round
2017-18	Virginia	31-3 (17-1)	NCAA 1st Round
2018-19	Virginia	35-3 (16-2)	NCAA Champions
2019-20	Virginia	23-7 (15-5)	N/A
2020-21	Virginia	18-7 (13-4)	NCAA First Round
2021-22	Virginia	21-14 (12-8)	NIT Quarterfinals
2022-23	Virginia	7-0 (0-0)	
Total	17 seasons	392-150	
Virginia	14 seasons	323-117	

BENNETT VS. 2022-23 OPPONENTS

Opponent	Career	Virginia
UAlbany	0-0	0-0
Baylor	2-1	1-0
Boston College	10-4	10-4
UCLA	1-6	0-0
Clemson	14-4	14-4
Duke	5-13	5-13
Florida State	10-11	10-11
Georgia Tech	16-2	16-2
Houston	0-1	0-1
Illinois	1-0	1-0
JMU	3-1	3-1
Louisville	15-2	15-2
Maryland Eastern Shore	2-0	2-0
Miami	12-6	12-6
Michigan	2-0	2-0
Monmouth	2-0	2-0
North Carolina	12-10	12-9
NCCU	1-0	1-0
NC State	14-4	14-4
Northern Iowa	1-0	1-0
Notre Dame	12-2	11-2
Pitt	12-2	12-1
Syracuse	10-3	10-3
Virginia Tech	17-8	17-8
Wake Forest	10-5	10-5

VIRGINIA IN THE POLLS

Date	AP	Coaches
Preseason	18	18
Nov. 14	16	14
Nov. 21	5	6
Nov. 28	3	3
Dec. 5	3	3

WATCH ME NOW

- Kihei Clark was named to Bob Cousy Award Top 20 Watch List for the fourth consecutive season.
- Jayden Gardner was named to Karl Malone Award Top 20 Watch List for the second consecutive season.
- Gardner was named to the Wooden Award Preseason Top-50 Watch List.

BENNETT/VANDER PLAS CONNECTION

- Ohio transfer Bennett (Ben) Vander Plas was named after Tony Bennett's father, Dick Bennett.
- Vander Plas' father Dean Vander Plas was a collegiate teammate of Tony Bennett for three seasons under Dick Bennett at UW-Green Bay from 1989-91.
- Vander Plas registered 17 points in Ohio's 62-58 win over Virginia in the first round of the 2021 NCAA Tournament.

MEET THE ROOKIES

- The Cavaliers welcome freshmen Isaac McKneely (Mr. Basketball West Virginia), Isaac Traudt (Mr. Basketball Nebraska), Ryan Dunn (brother of MLB pitcher Justin Dunn) and Leon Bond III.

LAND OF CHEESE

- In addition to head coach Tony Bennett (Green Bay) and Director of Scouting Brad Soderberg (Stevens Point), UVA's roster includes Wisconsin natives Reece Beekman (Milwaukee), Leon Bond III (Wauwatosa) and Ben Vander Plas (Ripon).

CAVALIERS INK BUCHANAN AND GERTRUDE TO NLI's

- UVA signed Blake Buchanan (Coeur d'Alene, Idaho/Lake City), and Elijah Gertrude (Jersey City, N.J./Hudson Catholic Regional) to National Letters of Intent on Nov. 9.
- Buchanan is a 6-10, 215-pound skilled forward who averaged 13 points and eight rebounds during his junior season at Lake City High School.
- Buchanan is ranked No. 74 in the On3 rankings.
- Gertrude is a 6-4, 180-pound athletic guard, who averaged 14.3 points as a junior for Hudson Catholic Regional High School.
- Gertrude is ranked No. 70 in the On3 rankings.

HOLDING FOES UNDER 50

- UVA is 108-2, including a 2-0 mark in 2022-23, when limiting foes to fewer than 50 points during the Tony Bennett era.
- Bennett-coached teams are 133-3 when holding opponents to fewer than 50 points (25-1 in three years at Washington State).
- UVA is 27-0 when limiting opponents to fewer than 40 points under Bennett.

UVA VS. RANKED OPPONENTS

- UVA is 50-41 against ranked foes in the Tony Bennett era.
- UVA is 2-0 vs. ranked opponents in 2022-23.
- UVA's 11 ranked wins in 2018-19 marked a school record.
- UVA is 163-335 vs. ranked opponents since 1953-54.
- UVA is 1-31 all-time vs. No. 1-ranked opponents (86-73 win vs. No. 1 North Carolina on Jan. 30, 1986).

REECE IN RARE COMPANY

- Last season, Reece Beekman became the first ACC player since Grant Hill (1993-94) to register at least 175 assists, 50 steals and 25 blocks in a season.
- Beekman joined UNC's Ty Lawson (2008-09), NC State's Chris Corchiani (1988-89) and Sidney Lowe (1980-81 & 1982-83), and Wake Forest's Muggsy Bogues (1984-85) to lead the ACC in assists (5.2 apg), steals (2.1 spg) and assist-to-turnover ratio (3.62).

2021-22 SEASON HIGHLIGHTS

- Virginia finished the 2021-22 season with a 21-14 record and finished sixth in the ACC at 12-8.
- The Cavaliers earned their 14th NIT berth and 10th consecutive postseason berth.
- UVA won 21 or more games for the 10th time under head coach Tony Bennett.
- UVA won 12 or more ACC games for the fourth straight year.
- UVA advanced to the ACC Tournament quarterfinals.
- UVA finished with .500 or better road record (7-6) for the sixth straight year.
- UVA captured the Roman Legends Classic in Newark, N.J., defeating Georgia (65-55) and Providence (58-40).
- UVA posted three quad one wins (Providence, Duke & Miami).

- UVA added four quad two wins (@Syracuse, @Clemson, Virginia Tech and Miami).

CAVALIERS IN THE NBA

- Malcolm Brogdon (Indiana), Mamadi Diakite (Cleveland), Joe Harris (Brooklyn), Anthony Gill (Washington), Sam Hauser (Boston), De'Andre Hunter (Atlanta), Ty Jerome (Golden State), Braxton Key (Detroit) and Trey Murphy III (New Orleans) are former Cavaliers who are currently playing in the NBA.
- Diakite, Jerome and Key are on two-way contracts.
- In addition, Indiana head coach Rick Carlisle is a Virginia alum who led Dallas to an NBA title and helped the Cavaliers to an NCAA Final Four in 1984.

ON THE HORIZON

- No. 3 Virginia hosts top-ranked Houston on Saturday, Dec. 17. Tipoff at John Paul Jones Arena is set for 2 p.m. on ESPN2.

RECORDS WATCH

No.	Name	Career Assists
1.	John Crotty (1988-91)	683
2.	Jeff Jones (1979-82)	598
3.	Sean Singletary (2005-08)	587
4.	Kihei Clark (2019-)	572

No.	Name	Career Games
1.	London Perrantes (2014-17)	138
	Mike Tobey (2013-16)	138
3.	Malcolm Brogdon (2012-16)	136
4.	Kihei Clark (2019-)	135
	Joe Harris (2011-14)	135

No.	Name	Career Starts
1.	London Perrantes (2014-17)	132
2.	Joe Harris (2013-14)	128
	Ralph Sampson (1980-83)	128
	Bryant Stith (1989-92)	128
5.	Ted Jeffries (1990-93)	127
6.	Junior Burrough (1992-95)	125
7.	Sean Singletary (2005-08)	123
8.	Jeff Lamp (1978-81)	122
9.	Harold Deane (1994-97)	116
10.	Kihei Clark (2019-)	115

No.	Name	Career Minutes
1.	Kihei Clark (2019-)	4,473

No.	Name	Career Points
37.	Jim Miller (1982-85)	1,218
38.	Mike Katos (1966-68)	1,178
39.	Joe Noertker (1947-50)	1,177
40.	Kihei Clark (2019-)	1,157
	Chip Conner (1962-64)	1,157

No.	Name	Career Wins at UVA
1.	Terry Holland (1974-90)	326
2.	Tony Bennett (2009-)	323

UVA'S RECORD UNDER TONY BENNETT WHEN..

	All	2022-23
Leading at the half	252-31	3-0
Trailing at the half	61-80	4-0
Tied at the half	10-5	0-0
Playing Overtime	11-10	0-0
Shooting 50% or better	126-11	4-0
Shooting between 40-49.9%	154-43	2-0
Shooting less than 40%	43-63	1-0
Opponents shoot 50% or better	25-32	1-0
Opponents shoot less than 50%	296-85	4-0
UVA outrebounds its opponent	227-37	4-0
Opponent outrebounds UVA	87-77	3-0
Teams are tied in rebounds	9-3	0-0
UVA has 10 or more steals	26-5	1-0
UVA shoots 70% FT or better	203-63	5-0
UVA shoots less than 70% FT	120-55	2-0
Scoring less than 50 points	10-19	0-0
Scoring 50-59 points	46-47	0-0
Scoring 60-69 points	117-39	1-0
Scoring 70-79 points	108-10	4-0
Scoring 80-89 points	38-1	2-0
Scoring more than 90 points	4-0	0-0
Allowing fewer than 50 points	108-2	2-0
Allowing fewer than 40 points	27-0	0-0
Playing in John Paul Jones Arena	182-37	4-0
Playing on the road	86-57	1-0
Playing on a neutral court	55-23	2-0
Game decided by 1-4 points	49-47	1-0
Game decided by 5-10 points	76-30	2-0
Game decided by 11+ points	196-40	3-0
Playing at night	222-81	5-0
Playing in the afternoon	101-36	2-0
Playing on Monday	32-15	1-0
Playing on Tuesday	52-12	1-0
Playing on Wednesday	54-16	0-0
Playing on Thursday	21-10	0-0
Playing on Friday	36-11	3-0
Playing on Saturday	90-43	1-0
Playing on Sunday	37-10	1-0
Playing in November	78-15	6-0
Playing in December	55-15	1-0
Playing in January	76-28	0-0
Playing in February	64-34	0-0
Playing in March	48-25	0-0
Playing in April	2-0	0-0

CAVALIERS IN THE PROS

- Justin Anderson** (2013-15), Fort Wayne (G League)
- Darion Atkins** (2012-15), Trento (Italian Serie A)
- Malcolm Brogdon** (2012-16), Boston (NBA)
- Mamadi Diakite** (2016-20), Cleveland (NBA/G League)
- Anthony Gill** (2014-16), Washington (NBA)
- Kyle Guy** (2017-19), Joventut (Liga ACB)
- Devon Hall** (2015-18), Milano (Italian Serie A)
- Joe Harris** (2011-14), Brooklyn (NBA)
- Sam Hauser** (2021), Boston (NBA)
- De'Andre Hunter** (2017-19), Atlanta (NBA)
- Ty Jerome** (2017-19), Golden State (NBA)
- Braxton Key** (2019-20), Motor City (G League), Detroit (NBA)
- Sylvan Landesberg** (2009-10), Shandong-Heroes (CBA)
- Jerome Meyinsse** (2007-10), Ironi Hai (Israel Winner)
- Laurynas Mikalauskas** (2006-08), Telsiai (Lithuanian NKL)
- Akil Mitchell** (2011-14), AEK Athens (Greek GBL)
- Trey Murphy III** (2021), New Orleans (NBA)
- London Perrantes** (2014-17), Hapoel Galil Gilboa (Israeli Winner)
- Jack Salt** (2016-19), Taylor (New Zealand NBL)
- Mike Scott** (2008-12), Sluc Nancy Basket Pro (French ProA)
- Kody Statmann** (2019-22), Brisbane (Australian NBL)
- Mike Tobey** (2013-16), Barcelona (Liga ACB)
- Tomas Woldetensae** (2020-21), Varese (Italian Serie A2)

GAME 1 - NO. 18 VIRGINIA 73, NCCU 61



Official Basketball Box Score - Final
N.C. Central at Virginia
11/07/22 John Paul Jones Arena, Charlottesville
2022-23 Men's Basketball

Game Time: 9:00 PM
Game Duration: 1:58
Attendance: 13,328

Box score for N.C. Central - 61 vs Virginia - 73. Includes player stats for 14 players and team totals.

Shooting By Period table for N.C. Central - 61 vs Virginia - 73.

Technical Fouls: NONE

Box score for Virginia - 73 vs N.C. Central - 61. Includes player stats for 14 players and team totals.

Shooting By Period table for Virginia - 73 vs N.C. Central - 61.

Technical Fouls: NONE

Summary statistics table for Game 1 including points from turnovers, paint, second chance, fast breaks, and bench.

GAME 2 - NO. 18 VIRGINIA 89, MONMOUTH 42



Official Basketball Box Score - Final
Monmouth at Virginia
11/11/22 John Paul Jones Arena, Charlottesville
#18 Virginia vs Monmouth Men's Basketball

Game Time: 9:00 PM
Game Duration: 1:54
Attendance: 13,487

Officials: Ted Valentine, Jeffrey Clark, Justin Porterfield

Box score for Monmouth - 42 vs Virginia - 89. Includes player stats for 14 players and team totals.

Shooting By Period table for Monmouth - 42 vs Virginia - 89.

Technical Fouls: NONE

Box score for Virginia - 89 vs Monmouth - 42. Includes player stats for 14 players and team totals.

Shooting By Period table for Virginia - 89 vs Monmouth - 42.

Technical Fouls: NONE

Summary statistics table for Game 2 including points from turnovers, paint, second chance, fast breaks, and bench.

GAME 3 - NO. 16 VIRGINIA 86, NO. 5 BAYLOR 79



Official Basketball Box Score - Final
Virginia at Baylor
11/19/22 T-Mobile Arena, Las Vegas
2022-23 Men's Basketball

Game Time: 4:00 PM
Game Duration: 2:19

Officials: Ray Nall, Bert Smith, Greg Nixon

Box score for Virginia - 86 vs Baylor - 79. Includes player stats for 14 players and team totals.

Shooting By Period table for Virginia - 86 vs Baylor - 79.

Technical Fouls: Franklin 2nd 12:08

Box score for Baylor - 79 vs Virginia - 86. Includes player stats for 14 players and team totals.

Shooting By Period table for Baylor - 79 vs Virginia - 86.

Technical Fouls: Bonner 2nd 17:11; Lohner 2nd 7:12

Summary statistics table for Game 3 including points from turnovers, paint, second chance, fast breaks, and bench.

GAME 4 - NO. 16 VIRGINIA 70, NO. 19 ILLINOIS 61



Official Basketball Box Score - Final
Illinois at Virginia
11/20/22 T-Mobile Arena, Las Vegas
2022-23 Men's Basketball

Game Time: 12:00 PM
Game Duration: 2:05

Officials: Bert Smith, Ray Nall, Greg Nixon

Box score for Illinois - 61 vs Virginia - 70. Includes player stats for 14 players and team totals.

Shooting By Period table for Illinois - 61 vs Virginia - 70.

Technical Fouls: NONE

Box score for Virginia - 70 vs Illinois - 61. Includes player stats for 14 players and team totals.

Shooting By Period table for Virginia - 70 vs Illinois - 61.

Technical Fouls: NONE

Summary statistics table for Game 4 including points from turnovers, paint, second chance, fast breaks, and bench.

GAME 5 - NO. 5 VIRGINIA 72, MARYLAND EASTERN SHORE 45



Official Basketball Box Score - Final
UMES at Virginia
11/25/22 John Paul Jones Arena, Charlottesville

Game Time: 6:00 PM
Game Duration: 1:42
Attendance: 13,882

No. 5 Virginia vs Maryland-Eastern Shore Men's Basketball
Officials: Brian O'Connell, Tommy Morrissey, Dwayne Gladden

Box score table for Game 5 showing player stats for UMES and Virginia. Includes columns for NO., Name, Min, FG, 3P, FT, Rebounds, Fouls, TP, AS, TO, ST, Blocks, +/-.

Shooting By Period table for Game 5 showing FG%, 3PT%, FT%, and GM FG% for 1st and 2nd halves.

Dead Ball Rebounds: 3.0

Box score table for Game 5 showing player stats for Virginia and UMES. Includes columns for NO., Name, Min, FG, 3P, FT, Rebounds, Fouls, TP, AS, TO, ST, Blocks, +/-.

Shooting By Period table for Game 5 showing FG%, 3PT%, FT%, and GM FG% for 1st and 2nd halves.

Dead Ball Rebounds: 1.0

Summary statistics table for Game 5 including Biggest lead, Best Scoring Run, Lead Changes, Times Tied, Time with Lead, Points from Turnovers, Paint, Second Chance, Fast Breaks, Bench, and Period by Period Scoring.

GAME 6 - NO. 3 VIRGINIA 70, MICHIGAN 68



Official Basketball Box Score - Final
Virginia at Michigan
11/29/22 Crisler Center, Ann Arbor

Game Time: 9:30 PM
Game Duration: 2:04
Attendance: 12,200

2022-23 Men's Basketball
Officials:

Box score table for Game 6 showing player stats for Virginia and Michigan. Includes columns for NO., Name, Min, FG, 3P, FT, Rebounds, Fouls, TP, AS, TO, ST, Blocks, +/-.

Shooting By Period table for Game 6 showing FG%, 3PT%, FT%, and GM FG% for 1st and 2nd halves.

Dead Ball Rebounds: 3.0

Box score table for Game 6 showing player stats for Michigan and Virginia. Includes columns for NO., Name, Min, FG, 3P, FT, Rebounds, Fouls, TP, AS, TO, ST, Blocks, +/-.

Shooting By Period table for Game 6 showing FG%, 3PT%, FT%, and GM FG% for 1st and 2nd halves.

Dead Ball Rebounds: 1.0

Summary statistics table for Game 6 including Biggest lead, Best Scoring Run, Lead Changes, Times Tied, Time with Lead, Points from Turnovers, Paint, Second Chance, Fast Breaks, Bench, and Period by Period Scoring.

GAME 7 - NO. 3 VIRGINIA 62, FLORIDA STATE 57



Official Basketball Box Score - Final
Florida St. at Virginia
12/03/22 John Paul Jones Arena, Charlottesville

Game Time: 2:00 PM
Game Duration: 2:08
Attendance: 14,580

No. 3 Virginia vs Florida State Men's Basketball
Officials: Ron Groover, Doug Simons, Clarence Armstrong

Box score table for Game 7 showing player stats for Florida St. and Virginia. Includes columns for NO., Name, Min, FG, 3P, FT, Rebounds, Fouls, TP, AS, TO, ST, Blocks, +/-.

Shooting By Period table for Game 7 showing FG%, 3PT%, FT%, and GM FG% for 1st and 2nd halves.

Dead Ball Rebounds: 1.0

Box score table for Game 7 showing player stats for Virginia and Florida St. Includes columns for NO., Name, Min, FG, 3P, FT, Rebounds, Fouls, TP, AS, TO, ST, Blocks, +/-.

Shooting By Period table for Game 7 showing FG%, 3PT%, FT%, and GM FG% for 1st and 2nd halves.

Dead Ball Rebounds: 2.0

Summary statistics table for Game 7 including Biggest lead, Best Scoring Run, Lead Changes, Times Tied, Time with Lead, Points from Turnovers, Paint, Second Chance, Fast Breaks, Bench, and Period by Period Scoring.

GAME 8 - NO. 3 VIRGINIA VS. JAMES MADISON

THE LAST TIME

VIRGINIA INDIVIDUALS

- **Scored 30 points:** Kyle Guy vs. Marshall (12/31/18)
- **Scored 40 points:** Sean Singletary (41) at Miami (3/1/08)
- **Two players with 20 points:** Jay Huff (21) and Sam Hauser (21) vs. Syracuse (1/25/21)
- **Three players with 20 points:** Chris Williams (27), Roger Mason, Jr. (22) and Donald Hand (20) vs. Duke (1/5/00)
- **Four players with 20 points:** Chris Williams (23), Donald Hand (22), Adam Hall (21) and Travis Watson (20) vs. Georgetown (3/15/00)
- **A player with back-to-back 25-point games:** Joe Harris, 26 vs. Virginia Tech (2/12/13), 27 at North Carolina (2/16/13)
- **One player scored in double figures:** Jayden Gardner (17) vs. North Carolina (3/10/22)
- **No players scored in double figures:** vs. Florida (3/18/17)
- **Five players scored in double figures:** Reece Beekman (18), Kihei Clark (16), Jayden Gardner (12), Kadin Shedrick (12) and Ben Vander Plas (10) at Michigan (11/29/22)
- **Six players scored in double figures:** Sean Singletary (27), Adrian Joseph (13), Jamil Tucker (13), Mamadi Diane (12), Calvin Baker (11) and Laurynas Mikaluskas (11) vs. Maryland (3/9/08)
- **Seven players scored in double figures:** Cornel Parker (20), Junior Burrough (15), Ted Jeffries (14), Cory Alexander (13), Jason Williford (12), Yuri Barnes (11) and Doug Smith (11) vs. Clemson (1/13/93)
- **Had 15 rebounds:** Mike Tobey (16) vs. Tennessee State (11/25/14)
- **Had 20 rebounds:** Mike Tobey (20) vs. Louisville (3/5/16)
- **Had 25 rebounds:** Bob Mortell (25) vs. Washington & Lee (2/27/60)
- **Two players with 10 rebounds:** Francisco Caffaro (12) and Jayden Gardner (10) at Notre Dame (1/29/22)
- **Three players with 10 rebounds:** Jay Huff (12), Kihei Clark (11) and Braxton Key (10) at Syracuse (11/6/19)
- **Double-Double:** Jayden Gardner (12 points, 11 rebounds) at Michigan (11/29/22)
- **Two players had a double-double:** Jayden Gardner (22 points, 10 rebounds) and Francisco Caffaro (11 points and 12 rebounds) at Notre Dame (1/29/22)
- **Three players had a double-double:** Jason Williford (10 pts, 15 rebs), Ted Jeffries (23 pts, 10 rebs), and Cornel Parker (11 pts, 11 rebs) at William & Mary (1/25/93)
- **Double-Double with points and assists:** Reece Beekman (11 points, 10 assists) vs. Baylor (11/18/22)
- **Triple-Double:** Ralph Sampson (15 pts, 22 rebs, 10 blks) vs. Old Dominion (12/29/79)
- **Three Double-Doubles in a row:** Sam Hauser [3] (13 pts, 10 rebs) at Notre Dame (12/30/20), (16 pts, 11 rebs) vs. Wake Forest (1/6/21), (17 pts, 10 rebs) at Boston College (1/9/21)
- **Four Double-Doubles in a row:** Mike Scott [5] (27 pts, 15 rebs) vs. Oklahoma (11/23/10), (16 pts, 10 rebs) vs. Wichita State (11/24/10), (17 pts, 12 rebs) at Minnesota (11/29/10), (21 pts, 13 rebs) at Virginia Tech (12/5/10), (10 pts, 13 rebs) vs. Radford (12/7/10)
- **20 points and 20 rebounds:** Travis Watson (21 points, 20 rebounds) vs. Wofford (1/2/03)
- **20 points and 10 rebounds:** Jayden Gardner (22 points, 10 rebounds) at Notre Dame (1/29/22)
- **13 assists:** Kihei Clark (13) vs. Navy (12/29/19)
- **11 assists:** Reece Beekman (11) vs. Louisville (1/24/22)
- **10 assists:** Reece Beekman (10) vs. Baylor (11/18/22)
- **5 blocked Shots:** Kadin Shedrick (6) vs. Clemson (12/22/21)
- **5 steals:** Reece Beekman (5) at Louisville (3/5/22)
- **Led UVA in points, rebounds and assists:** Sam Hauser (15 points, 9 rebounds, 3 assists) vs. Ohio (3/20/21)
- **Hit a last second shot to win a game:** Reece Beekman at Duke (2/7/22) [3-pointer with 1.1 seconds remaining]
- **Played more than 40 minutes:** Reece Beekman (45) at North Texas (3/20/22)
- **Played 40 minutes:** Kihei Clark (40), vs. St. Bonaventure (3/22/22)

VIRGINIA TEAM

- **Won in Overtime:** 71-69 at North Texas (3/20/22)
- **Lost in Overtime:** 63-55 vs. Syracuse (1/11/20)
- **Played Two Overtimes:** at Virginia Tech, 80-78 2 OT (2/12/17)
- **Played Three Overtimes:** vs. Georgetown, L 115-111 (3/15/00)
- **Shot 70 percent for a half:** 70.4% (19-27) vs. Austin Peay - 1st Half (11/13/17)
- **Shot 60 percent in a game:** 60% (30-50) vs. Miami (2/5/22)
- **Shot less than 30 percent in a game:** 29.5% (13-44) vs. VCU (12/9/18)
- **Shot 100 percent from the free throw line:** 100% (3-3) vs. Miami (2/5/22) & (14-14) vs. NC State (2/24/21)
- **Shot 90 percent from the free throw line:** 91.3% (21-23) vs. Georgia Tech (2/12/22)
- **Shot 70 percent from 3-point line:** 72% (18-25) at Syracuse (3/4/19)
- **Shot less than 30 percent in a half:** 28% (7-25) in 1st Half vs. St. Bonaventure (3/22/22)
- **Shot less than 20 percent in a half:** 18.5% (5-27) in 1st Half vs. North Carolina (3/10/22)
- **Shot 55 percent or better and lost:** 58.5% (31-53) at North Carolina (2/16/13)
- **Shot 50 percent or better and lost:** 52.6% (30-57) vs. Iowa (11/29/21)
- **Attempted 50 FTs:** 52 (made 34) vs. Howard (12/12/94)
- **Attempted 35 3-pointers:** 38 (11-38) vs. Va. Tech (2/10/18)
- **Did Not Attempt a FT:** 0 vs. Wisconsin (11/27/17)
- **Made 30 FTs:** 31 (31 of 36) vs. Tennessee (3/18/07)
- **Made 15 3-pt FGs:** 15 at Clemson (1/16/21)
- **Failed to make a 3-pt FG:** vs. Louisville (0 of 6) (3/9/22)
- **Had 50 rebounds:** 50 vs. JMU (11/10/19)
- **Had 25 assists:** 26 vs. Iowa State (3/25/16)
- **Had 15 steals:** 16 vs. NC State (2/24/08)
- **Had 10 blocks:** 11 vs. Clemson (12/22/22)
- **Scored 50 pts in a half:** 56 vs. Baylor, 2nd half (11/18/22)
- **Scored 60 pts in a half:** 60 vs. Gonzaga, 1st half (1/3/07)
- **Scored 70 pts in a half:** 70 vs. Coastal Carolina, 2nd half (11/20/00)
- **Scored 100 pts (ACC):** 103 vs. Maryland (1/16/07)
- **Scored 100 pts (non-conf):** 100 vs. Marshall (12/31/18)
- **Scored under 20 pts in 1st half:** 17 vs. St. Bonaventure (3/22/22)
- **Scored under 20 pts in 2nd half:** 19 at North Carolina (2/18/17)
- **Scored under 50 pts in a game:** 43 vs. North Carolina (3/10/22)
- **Defeated top-5 opponent:** 86-79 vs. #5 Baylor (11/18/22)
- **Defeated top-5 opponent on the road:** 65-63 at #4 Duke (1/27/18)
- **Defeated top-5 opponent at neutral site:** 86-79 vs. #5 Baylor (11/18/22)
- **Defeated top-ranked opponent:** 86-73 vs. #1 North Carolina (1/30/86)
- **Won when trailing by 16 points:** Trained 32-16 during 63-61 vs. Ohio State (11/30/16)
- **Won when trailing by 17 points:** Trained 31-14 during 61-58 overtime win vs. Maryland (3/10/13)

OPPONENT INDIVIDUALS

- **Scored 30 points:** Buddy Boeheim (31), Syracuse (3/11/21)
- **Scored 35 points:** Carsen Edwards (42), Purdue (3/30/19)
- **Scored 40 points:** Carsen Edwards (42), Purdue (3/30/19)
- **Scored 50 points:** Len Chappell (50), Wake (2/12/62)
- **Two players with 20 points:** Jericole Hellems (21) and Tarquavion Smith (20) at NC State (1/22/22)
- **Two players with 25 points:** Corey Kispert (32) and Drew Timme (29) vs. Gonzaga (12/26/20)
- **Three players with 20 points:** Jordan McRae (21), Jarnell Stokes (20), Josh Richardson (20), at Tennessee (12/30/13)
- **Two players with 30 points:** Trevor Powell (31) and Tony Smith (31) at Marquette (2/3/90)
- **No players scored in double figures:** Lehigh (11/26/21)
- **Five players scored in double figures:** Brandone Francis (17), Davide Moretti (15), Jarrett Culver (15), Kyler Edwards (12) and Matt Mooney (10) vs. Texas Tech (4/8/19)
- **Six players scored in double figures:** C.J. Harris (15), Ari Stewart (12), Travis McKie (12), J.T. Terrell (11), Ty Walker (11), Gary Clark (10), at Wake Forest (1/29/11)
- **Seven players scored in double figures:** Stanley Burrell (15), Drew Lavender (13), C.J. Anderson (12), B.J. Raymond (12), Josh Duncan (11), Charles Bronson (11) and Jason Love (10), at Xavier (1/3/08)
- **Double-Double:** Dominick Welch (10 points, 10 rebounds), St. Bonaventure (3/22/22)
- **Double-Double with points and assists:** Keifer Sykes (21 pts, 10 assts), at Green Bay (12/7/13)
- **Two players had a double-double:** Marvin Bagley III (30 pts, 14 rebs) & Wendell Carter Jr. (14 pts, 15 rebs), Duke (1/27/18)
- **Player had 20 points and 20 rebounds:** Armando Bacot (29 points, 22 rebounds), UNC (1/8/222)
- **Had 15 rebounds:** Amando Bacot (16), No. Carolina (2/20/20)
- **Had 20 rebounds:** Armando Bacot (22), No. Carolina (1/8/22)
- **Had 10 assists:** Keifer Sykes (10), at Green Bay (12/7/13)
- **5 Blocked Shots:** Moses Wright (5), Georgia Tech (1/23/21)
- **5 Steals:** Jordan Miller (7), Miami (2/5/22) & Jose Alvarado (6), Georgia Tech (1/23/21)
- **Hit a last second shot to win a game:** Matthew Cleveland, Florida State (2/26/22), 3-pointer at the end of regulation

OPPONENT TEAM

- **Shot less than 30 percent in a game:** 28.8% (17-59), FDU (12/18/21)
- **Shot less than 30 percent in a game (ACC):** 27.1% (13-48), Virginia Tech (1/4/20)
- **Shot 60 percent in a game:** 60% (30-50) at NC State (1/22/22)
- **Shot 55 percent or better and lost:** 55.3% (26-47), Cleveland State (11/25/09)
- **Scored 100 pts:** 106, Washington (11/22/10)
- **Scored 90 pts in an ACC game:** 93, North Carolina (2/16/13)
- **Scored 60 pts in a half:** 60, at Miami, 2nd half (3/1/08)
- **Scored 50 pts in a half:** 54, vs. Gonzaga, 2nd half (12/26/21)
- **Scored 45 pts in the first half:** 45, at Florida State (2/15/21)
- **Scored under 10 pts in 1st half:** 7, at Pitt (2/24/18)
- **Scored under 20 pts in 1st half:** 19, Georgia Tech (2/12/22)
- **Scored under 20 pts in 2nd half:** 19, vs. Towson (11/25/20)
- **Scored under 40 pts in a game:** 39, vs. Virginia Tech (1/4/20)
- **Had 25 assists:** 27, at Xavier (1/3/08)
- **Had 15 steals:** 15, VMI (11/16/08)
- **Had 10 blocks:** 10 at Maryland (3/5/11)
- **Failed to make a 3-pt FG:** Georgia Tech (1/22/15)

JOHN PAUL JONES ARENA RECORDS

VIRGINIA PLAYERS

Points:	40, J.R. Reynolds vs. Wake Forest, 1/21/07
Most 1st Half Points:	23, Sean Singletary vs. Virginia Tech, 1/16/08
Most 2nd Half Points:	26, Sylven Landesberg vs. Boston College, 2/4/09
Rebounds:	20, Mike Tobey vs. Louisville, 3/5/16
Field Goals:	14, Jayden Gardner vs. FDU, 12/18/21
Field Goal Attempts:	23, Sylven Landesberg vs. Boston College, 2/4/09
Field Goal Pct.:	1.000 (9-9), Mike Scott vs. Wake Forest, 2/8/12
3-Point Field Goals:	8, Mustapha Farrakhan vs. Howard, 1/4/11
3-Point FG Attempts:	12, Sean Singletary vs. Gonzaga, 1/3/07
	12, Sean Singletary vs. Georgia Tech, 2/24/07
3-Point FG Pct.:	1.000 (5-5), Malcolm Brogdon vs. Boston College, 2/3/16
	1.000 (5-5), Justin Anderson vs. Tennessee State, 11/25/14
	1.000 (4-4), De'Andre Hunter vs. Coppin State, 11/16/18
	1.000 (4-4), London Perrantes vs. Miami, 2/26/14
	1.000 (4-4), Joe Harris vs. Hampton, 11/26/13
Free Throws Made:	14, Sean Singletary vs. Hampton, 12/16/06
	14, Sylven Landesberg vs. Florida State, 1/24/09
Free Throw Attempts:	16, Sean Singletary vs. Hampton, 12/16/06
FT Pct.:	1.000 (14-14), Sylven Landesberg vs. Florida State, 1/24/09
	1.000 (12-12), Malcolm Brogdon vs. Villanova, 12/19/15
Assists:	12, Ty Jerome vs. Virginia Tech, 1/15/19
Steals:	7, Sean Singletary vs. NC State, 2/24/08
Blocks:	10, by Jay Huff vs. Duke, 2/29/20

VIRGINIA TEAM

Most Points:	108 vs. Gonzaga, 1/3/07
Fewest Points:	38 vs. Wisconsin, 12/4/13
Most 1st Half:	60 vs. Gonzaga, 1/3/07
Fewest 1st Half:	15 vs. Iowa State, 12/30/10
Most 2nd Half:	57 vs. Arizona, 11/12/06
Fewest 2nd Half:	15 vs. Duke, 2/16/11
Rebounds:	54 vs. UMES, 11/26/06
Field Goals:	43 vs. VMI, 11/16/08
Field Goal Attempts:	82 vs. UNC, 1/15/09
Field Goal Pct.:	.667 (32-48) vs. Howard, 1/4/11
3-Pt. FG:	18 vs. Gonzaga, 1/3/07
3-Pt. FG Attempts:	38 vs. Virginia Tech, 2/10/18
3-Point FG Pct.:	.727 (8-11) vs. North Texas, 11/20/12
Free Throws:	39 vs. Maryland, 1/16/07
FT Attempted:	49 vs. Maryland, 1/16/07
Fewest FT Attempted:	0 vs. Wisconsin, 11/27/17
Free Throw Pct.:	1.000 (19-19) vs. Winthrop, 11/15/11
Assists:	24 vs. Howard, 11/14/07
	24 vs. VMI, 11/16/08
Steals:	16 vs. NC State, 2/24/08
Blocks:	13 vs. Duke, 2/29/20
Most Turnovers:	21 vs. Longwood, 12/7/07
	21 vs. Hampton, 12/19/07
Fewest Turnovers:	2 vs. Louisville, 2/7/15

MISCELLANEOUS

Biggest Comeback:	19 points vs. Arizona, 11/12/06
Biggest Lead Given up in a Loss:	14 points vs. Bradley, 3/26/08
Largest Lead:	59 vs. Coppin State, 11/16/18
	57 points vs. Grambling State, 11/22/16
Biggest Deficit:	38 points vs. Clemson, 2/7/08
Largest Margin of Victory:	57 vs. Coppin State, 11/16/18
	56 points vs. Grambling State, 11/22/16
Largest Margin of Defeat:	31 points vs. Clemson, 2/7/08
Overtime Games (Record):	12 (6-6); Last: 71-64 win vs. Kent State, 12/4/20

OPPONENT PLAYERS

Points:	32, 3x last by DeWayne Jackson, Morgan State, 12/19/12
Most 1st Half Points:	19, DeWayne Jackson, Morgan State, 12/19/12
Most 2nd Half Points:	28, Talor Battle, Penn State, 11/30/09
Rebounds:	16, 2x last by Janelle Hagins, Delaware, 11/13/12
Field Goals:	13, Elijah Millsap, UAB, 12/30/09
Field Goal Attempts:	24, Malcolm Delaney, Virginia Tech, 1/28/10
Field Goal Pct.:	.875 (7-8), Ahmed Grant, UNC Wilmington, (1/18/10)
3-Point Field Goals:	8, K.C. Rivers, Clemson, 2/7/08
3-Pt. FG Attempts:	15, Malcolm Delaney, Virginia Tech, 2/19/11
3-Pt. FG Pct.:	1.000 (5-5), Tony Dukes, USC Upstate, 11/15/10
Free Throws Made:	15, Tyler Hansbrough, North Carolina, 1/15/09
FT Attempted:	17, Tyler Hansbrough, North Carolina, 1/15/09
FT Pct.:	1.000 (8-8), Tyrese Rice, Boston College, 2/4/09
	1.000 (8-8), Sean Mosley, Maryland, 3/6/10
	1.000 (7-7), Roy Devyn Marble, Iowa, 3/27/13
Assists:	11, Cliff Hammonds, Clemson, 2/7/08
Steals:	7, Jordan Miller, Miami, 2/5/22
Blocks:	6, 2x, last by Mouhamadou Gueye, Stony Brook, 12/18/19

OPPONENT TEAM

Most Points:	97, VMI, 11/16/08
Fewest Points:	26, Maine, 11/27/19
Most 1st Half:	50, North Carolina, 1/15/09
Fewest 1st Half:	8, Harvard, 12/21/14
Most 2nd Half:	61, Gonzaga, 1/3/07
Fewest 2nd Half:	11, JMU, 11/10/19
Rebounds:	48, North Carolina, 2/25/12
Field Goals:	37, VMI, 11/16/08
Field Goal Attempts:	79, VMI, 11/16/08
Field Goal Pct.:	.566 (30-53) Liberty, 11/25/08
3-Pt. FG:	16, Clemson, 2/7/08
3-Pt. FG Attempts:	39, Hartford, 12/30/07
3-Point FG Pct.:	.619 (13-21) Duke, 2/9/19
Free Throws:	26, Boston College, 2/4/09
FT Attempted:	31, Boston College, 2/4/09
Free Throw Pct.:	1.000 (15-15) Iowa, 3/27/13
Zero Free Throw Attempts:	Miami, 2/5/22
Assists:	22, Clemson, 2/7/08
Steals:	15, VMI, 11/16/08
Blocks:	10, Radford, 11/21/08
	10, North Carolina, 1/15/09
Most Turnovers:	25, NC State, 2/24/08
Fewest Turnovers:	4, Clemson, 1/31/12

RECORD AT JOHN PAUL JONES ARENA

2006-07 to present. 273 games - 220-53 (.806)

LONGEST WINNING STREAKS

24 games from 2/7/15 vs. Louisville through 11/30/16 vs. Ohio State
21 games from 12/21/13 vs. Northern Iowa through 1/22/15 vs. Georgia Tech

LONGEST ACC WINNING STREAK

21 games from 1/6/13 vs. North Carolina through 1/22/15 vs. Georgia Tech

LONGEST LOSING STREAK

4 games from 2/6/10 vs. Wake Forest through 3/6/10 vs. Maryland



2022-23 Virginia Men's Basketball



0 · KIHEI CLARK
Gr. · G · 5-10 · 167
Woodland Hills, Calif.




1 · JAYDEN GARDNER
5th Year · F · 6-6 · 233
Wake Forest, N.C.




2 · REECE BEEKMAN
Jr. · G · 6-3 · 190
Milwaukee, Wis.




4 · ARMAAN FRANKLIN
Sr. · G · 6-4 · 200
Indianapolis, Ind.



5 · BEN VANDER PLAS
Gr. · F · 6-8 · 236
Ripon, Wis.



10 · TAINÉ MURRAY
So. · G · 6-5 · 205
Auckland, N.Z.



11 · ISAAC MCKNEELY
Fr. · G · 6-4 · 179
Poca, W.Va.



12 · CHASE COLEMAN
Sr. · G · 5-10 · 165
Norfolk, Va.



13 · RYAN DUNN
Fr. · G · 6-8 · 208
Freeport, N.Y.



21 · KADIN SHEDRICK
R-Jr. · F · 6-11 · 231
Raleigh, N.C.



22 · FRANCISCO CAFFARO
R-Sr. · C · 7-1 · 254
Sante Fe, Argentina



23 · ISAAC TRAUDT
Fr. · F · 6-10 · 229
Grand Island, Neb.



24 · TRISTAN HOW
Jr. · F · 6-7 · 202
Virginia Beach, Va.



35 · LEON BOND III
Fr. · G/F · 6-5 · 200
Wauwatosa, Wis.



TONY BENNETT
Head Coach
14th Season



○ KIHEI CLARK

Graduate Student • Guard • 5-10 • 167
Woodland Hills, Calif. • Taft Charter

2022-23 HIGHLIGHTS

- Cousy Award Preseason Top-20 Watch List
- Had 9 points, five assists and four rebounds vs. NCCU (11/7/22)
- Recorded eight points, seven assists and two steals vs. Monmouth (11/11/22)
- Scored 12 points and had two steals vs. Illinois (11/20/22)
- Handed out a game-high eight assists vs. UMES (11/25/22)
- Scored 16 points at Michigan (11/29/22)
- Recorded game-high 18 points (9 of 10 FT) vs. FSU (12/3/22)

CLARK CAREER STATISTICS

SEASON	TEAM	GP-GS	MIN/AVG	Field Goals		3-Point		F-Throws		Rebounds				Scoring						
				FG-FGA	FG%	3FG-3FGA	3FG%	FT-FTA	FT%	OFF	DEF	TOT	AVG	PF-FO	A	TO	BLK	STL	PTS	AVG
2018-19	UVa	38-20	1020/26.8	55-157	.350	29-85	.341	33-40	.825	16	73	89	2.3	52-0	97	39	0	28	172	4.5
2019-20	UVa	30-30	1112/37.1	105-280	.375	36-96	.375	78-89	.876	11	114	125	4.2	54-0	176	105	3	37	324	10.8
2020-21	UVa	25-23	850/34.0	85-207	.411	20-62	.323	47-64	.734	6	45	51	2.0	30-0	113	53	0	18	237	9.5
2021-22	UVa	35-35	1263/36.1	117-302	.387	54-156	.346	61-78	.782	12	91	103	2.9	40-0	153	77	4	30	349	10.0
2022-23	UVa	7-7	229/32.7	22-52	.423	9-21	.429	22-27	.815	3	14	17	2.4	5-0	33	13	1	8	75	10.7
TOTAL		135-115	4473/33.1	384-998	.385	148-420	.352	241-298	.809	48	337	385	2.9	181-0	572	287	8	121	1157	8.6

Single Game Highs

Statistic	Value	
Points	25	vs Duke 02/23/22
Rebounds	11	at Syracuse 11/06/19
Assists	13	vs Navy 12/29/19
Steals	3	11 times
Blocks	1	8 times
FG Made	9	vs Duke 02/23/22
FG Attempts	16	vs Florida St. 02/26/22
3FG Made	6	vs Duke 02/23/22
3FG Attempts	11	vs Duke 02/23/22
FT Made	10	vs Boston College 02/01/22
FT Attempts	12	vs Kent St. 12/04/20

CLARK 2022-23 GAME-BY-GAME

Opponent	Date	GS	MIN	Total		3-Pointers		Free throws		Rebounds				PF		A		TO		BLK		STL		PTS		AVG	
				FG-FGA	PCT	3FG-3FGA	PCT	FT-FTA	PCT	OFF	DEF	TOT	AVG														
N.C. Central	11/07/2022	*	34:08	3-9	.333	2-6	.333	1-4	.250	0	2	2	2.0	1	5	2	0	0	0	0	0	0	9	9.0			
Monmouth	11/11/2022	*	20:26	3-4	.750	2-3	.667	0-0	.000	1	0	1	1.5	1	7	0	0	2	8	8.5							
vs Baylor	11/18/2022	*	35:23	3-8	.375	1-2	.500	0-0	.000	0	4	4	2.3	0	3	3	0	0	7	8.0							
vs Illinois	11/20/2022	*	34:10	4-9	.444	2-4	.500	2-2	1.000	1	2	3	2.5	1	3	2	0	2	12	9.0							
UMES	11/25/2022	*	31:01	1-4	.250	0-1	.000	3-3	1.000	0	2	2	2.4	1	8	2	1	2	5	8.2							
at Michigan	11/29/2022	*	38:02	4-9	.444	1-2	.500	7-8	.875	0	2	2	2.3	1	4	1	0	1	16	9.5							
Florida St.	12/03/2022	*	35:27	4-9	.444	1-3	.333	9-10	.900	1	2	3	2.4	0	3	3	0	1	18	10.7							
Totals		7	228:37	22-52	.423	9-21	.429	22-27	.815	3	14	17	2.4	5	33	13	1	8	75	10.7							

Player Averages

Games Played	Minutes/game	Points/game	FG Pct	3FG Pct	FT Pct	Rebounds/game	Assists/game	Turnovers/game	Assist/Turnover ratio	Steals/game	Blocks/game
7	32.7	10.7	42.3	42.9	81.5	2.4	4.7	1.9	2.5	1.1	0.1



1 JAYDEN GARDNER

Fifth Year • Forward • 6-6 • 233
Wake Forest, N.C. • Heritage • East Carolina

2022-23 HIGHLIGHTS

- Preseason All-ACC second team
- Malone Award Preseason Top-20 Watch List
- Surpassed 2,000 career points with three points vs. NCCU (11/7/22)
- Recorded 12 points and five rebounds vs. Illinois (11/20/22)
- Scored game-high 26 points (12 of 15 FG) vs. UMES (11/22/22)
- Registered 12 points and 11 rebounds at Michigan (11/29/22)

GARDNER CAREER STATISTICS

SEASON	TEAM	GP-GS	MIN/AVG	Field Goals		3-Point		F-Throws		Rebounds				Scoring						
				FG-FGA	FG%	3FG-3FGA	3FG%	FT-FTA	FT%	OFF	DEF	TOT	AVG	PF-FO	A	TO	BLK	STL	PTS	AVG
2018-19	ECU	31-31	948/30.6	166-337	.493	2-10	.200	171-228	.750	93	169	262	8.5	88-3	39	75	14	24	505	16.3
2019-20	ECU	31-30	1066/34.4	223-428	.521	4-20	.200	160-218	.734	91	194	285	9.2	91-4	67	83	15	34	610	19.7
2020-21	ECU	19-18	665/35.0	123-257	.479	3-6	.500	98-133	.737	39	119	158	8.3	42-0	27	45	3	11	347	18.3
2021-22	UVa	35-35	1144/32.7	219-437	.501	3-14	.214	96-121	.793	80	143	223	6.4	74-0	50	52	13	18	537	15.3
2022-23	UVa	7-7	161/23.0	30-59	.508	0-0	.000	19-30	.633	17	26	43	6.1	12-0	6	9	2	7	79	11.3
TOTAL FOR UVa		42-42	1305/31.1	249-496	.502	3-14	.214	115-151	.762	97	169	266	6.3	86-0	56	61	15	25	616	14.7
TOTAL		123-121	3984/32.4	761-1518	.501	12-50	.240	544-730	.745	320	651	971	7.9	307-7	189	264	47	94	2078	16.9

Single Game Highs

Statistic	Value
Points	35 at UCF 01/13/19
Rebounds	20 at UCF 01/13/19
Assists	4 10 times
Steals	3 4 times
Blocks	3 vs Georgia Tech 02/12/22, at Miami (FL) 02/19/22
FG Made	14 vs Fairleigh Dickinson 12/18/21
FG Attempts	24 vs Temple 02/23/20
3FG Made	2 vs UCF 03/04/21, vs Iowa 11/29/21
3FG Attempts	4 vs SMU 01/11/20, vs Clemson 12/22/21
FT Made	16 vs App State 11/30/18
FT Attempts	19 vs App State 11/30/18

GARDNER 2022-23 GAME-BY-GAME

Opponent	Date	GS	MIN	Total		3-Pointers		Free throws		Rebounds				PF	A	TO	BLK	STL	PTS	AVG
				FG-FGA	PCT	3FG-3FGA	PCT	FT-FTA	PCT	OFF	DEF	TOT	AVG							
N.C. Central	11/07/2022	*	19:41	0-4	.000	0-0	.000	3-5	.600	4	5	9	9.0	0	0	0	0	0	3	3.0
Monmouth	11/11/2022	*	15:46	3-7	.429	0-0	.000	3-4	.750	3	2	5	7.0	4	1	0	0	0	9	6.0
vs Baylor	11/18/2022	*	17:12	1-4	.250	0-0	.000	5-7	.714	0	3	3	5.7	2	2	2	0	1	7	6.3
vs Illinois	11/20/2022	*	26:46	3-5	.600	0-0	.000	6-9	.667	2	3	5	5.5	1	1	3	0	1	12	7.8
UMES	11/25/2022	*	25:01	12-15	.800	0-0	.000	2-5	.400	0	3	3	5.0	2	0	0	0	0	26	11.4
at Michigan	11/29/2022	*	33:07	6-15	.400	0-0	.000	0-0	.000	3	8	11	6.0	1	2	1	0	3	12	11.5
Florida St.	12/03/2022	*	23:29	5-9	.556	0-0	.000	0-0	.000	5	2	7	6.1	2	0	3	2	2	10	11.3
Totals		7	161:02	30-59	.508	0-0	.000	19-30	.633	17	26	43	6.1	12	6	9	2	7	79	11.3

Player Averages

Games Played	Minutes/game	Points/game	FG Pct	3FG Pct	FT Pct	Rebounds/game	Assists/game	Turnovers/game	Assist/Turnover ratio	Steals/game	Blocks/game
7	23.0	11.3	50.8	0.0	63.3	6.1	0.9	1.3	0.7	1.0	0.3



2 REECE BEEKMAN

Junior • Guard • 6-3 • 190
Baton Rouge, La. • Scotlandville Magnet

2022-23 HIGHLIGHTS

- MVP of Continental Main Event in Las Vegas (11/20/21)
- ACC Player of the Week (11/21/22)
- Netted 10 points with five assists vs. NCCU (11/7/22)
- Had seven points and six assists vs. Monmouth (11/11/22)
- Recorded 10 points and 10 assists vs. Baylor (11/18/22)
- Registered 17 points and three steals vs. Illinois (11/20/22)
- Tallied nine points, five rebounds and four steals vs. UMES (11/25/22)
- Scored team-high 18 points at Michigan (11/29/22)

BEEKMAN CAREER STATISTICS

SEASON	TEAM	GP-GS	MIN/AVG	Field Goals		3-Point		F-Throws		Rebounds				Scoring						
				FG-FGA	FG%	3FG-3FGA	3FG%	FT-FTA	FT%	OFF	DEF	TOT	AVG	PF-FO	A	TO	BLK	STL	PTS	AVG
2020-21	UVa	25-20	733/29.3	42-110	.382	9-37	.243	25-33	.758	5	66	71	2.8	37-0	75	29	10	30	118	4.7
2021-22	UVa	35-35	1228/35.1	115-256	.449	22-65	.338	35-46	.761	15	121	136	3.9	62-2	181	50	25	73	287	8.2
2022-23	UVa	7-7	212/30.3	23-54	.426	8-17	.471	24-28	.857	3	20	23	3.3	12-0	36	13	5	12	78	11.1
TOTAL	67-62	2174/32.4	180-420	.429	39-119	.328	84-107	.785	23	207	230	3.4	111-2	292	92	40	115	483	7.2	

Single Game Highs

Statistic	Value	
Points	20	vs Clemson 12/22/21
Rebounds	12	at Louisville 03/05/22
Assists	11	vs Louisville 01/24/22
Steals	6	vs Navy 11/09/21
Blocks	2	9 times
FG Made	8	at Pittsburgh 01/19/22
FG Attempts	12	at North Carolina 01/08/22, vs Illinois 11/20/22
3FG Made	3	vs Clemson 12/22/21, at Pittsburgh 01/19/22, at Louisville 03/05/22
3FG Attempts	5	vs Clemson 12/22/21, at Pittsburgh 01/19/22
FT Made	6	vs Illinois 11/20/22
FT Attempts	8	vs Illinois 11/20/22

BEEKMAN 2022-23 GAME-BY-GAME

Opponent	Date	GS	MIN	Total		3-Pointers		Free throws		Rebounds				PF		A		STL		PTS		AVG
				FG-FGA	PCT	3FG-3FGA	PCT	FT-FTA	PCT	OFF	DEF	TOT	AVG	PF	A	TO	BLK	STL	PTS	AVG		
N.C. Central	11/07/2022	*	26:05	3-7	.429	2-3	.667	2-2	1.000	0	3	3	3.0	3	5	4	0	1	10	10.0		
Monmouth	11/11/2022	*	21:27	2-7	.286	1-4	.250	2-2	1.000	1	1	2	2.5	2	6	1	2	2	7	8.5		
vs Baylor	11/18/2022	*	33:32	2-6	.333	2-2	1.000	4-4	1.000	0	1	1	2.0	1	10	3	1	1	10	9.0		
vs Illinois	11/20/2022	*	33:35	5-12	.417	1-3	.333	6-8	.750	1	3	4	2.5	2	3	1	0	3	17	11.0		
UMES	11/25/2022	*	28:08	3-5	.600	1-1	1.000	2-2	1.000	0	5	5	3.0	0	2	2	1	4	9	10.6		
at Michigan	11/29/2022	*	38:06	7-10	.700	1-1	1.000	3-4	.750	1	3	4	3.2	1	5	1	0	1	18	11.8		
Florida St.	12/03/2022	*	31:08	1-7	.143	0-3	.000	5-6	.833	0	4	4	3.3	3	5	1	1	0	7	11.1		
Totals		7	212:01	23-54	.426	8-17	.471	24-28	.857	3	20	23	3.3	12	36	13	5	12	78	11.1		

Player Averages

Games Played	Minutes/game	Points/game	FG Pct	3FG Pct	FT Pct	Rebounds/game	Assists/game	Turnovers/game	Assist/Turnover ratio	Steals/game	Blocks/game
7	30.3	11.1	42.6	47.1	85.7	3.3	5.1	1.9	2.8	1.7	0.7



4 ARMAAN FRANKLIN

Senior • Guard • 6-4 • 200
Indianapolis, Ind. • Cathedral • Indiana

2022-23 HIGHLIGHTS

- Scored game-high 21 points (4-7 3FGs) vs. NCCU (11/7/22)
- Set career highs in points (26), free throws (9) and free throw attempts (10) vs. Baylor (11/18/22)

FRANKLIN CAREER STATISTICS

SEASON	TEAM	GP-GS	MIN/AVG	Field Goals		3-Point		F-Throws		Rebounds				Scoring						
				FG-FGA	FG%	3FG-3FGA	3FG%	FT-FTA	FT%	OFF	DEF	TOT	AVG	PF-FO	A	TO	BLK	STL	PTS	AVG
2019-20	IND	32-9	441/13.8	39-112	.348	17-64	.266	24-39	.615	2	50	52	1.6	43-0	41	30	3	8	119	3.7
2020-21	IND	22-20	664/30.2	87-203	.429	36-85	.424	40-54	.741	13	78	91	4.1	61-3	47	48	5	26	250	11.4
2021-22	UVa	35-34	1031/29.5	140-357	.392	53-179	.296	57-75	.760	11	86	97	2.8	71-0	49	43	9	35	390	11.1
2022-23	UVa	7-7	196/28.0	25-58	.431	13-32	.406	17-22	.773	2	24	26	3.7	14-0	5	9	1	5	80	11.4
TOTAL FOR UVa		42-41	1227/29.2	165-415	.398	66-211	.313	74-97	.763	13	110	123	2.9	85-0	54	52	10	40	470	11.2
TOTAL		96-70	2331/24.3	291-730	.399	119-360	.331	138-190	.726	28	238	266	2.8	189-3	142	130	18	74	839	8.7

Single Game Highs


Statistic	Value	
Points	26	vs Baylor 11/18/22
Rebounds	8	4 times
Assists	8	vs Western Ill. 11/05/19
Steals	4	at Northwestern 02/10/21, vs Miami (FL) 02/05/22, at Duke 02/07/22
Blocks	1	18 times
FG Made	8	at Illinois 12/26/20, vs Georgia 11/22/21, vs Miami (FL) 02/05/22
FG Attempts	17	vs Northwestern 12/23/20
3FG Made	5	6 times
3FG Attempts	11	vs St. Bonaventure 03/22/22
FT Made	9	vs Baylor 11/18/22
FT Attempts	10	vs Baylor 11/18/22

FRANKLIN 2022-23 GAME-BY-GAME

Opponent	Date	GS	MIN	Total		3-Pointers		Free throws		Rebounds				PF				PTS	AVG	
				FG-FGA	PCT	3FG-3FGA	PCT	FT-FTA	PCT	OFF	DEF	TOT	AVG	PF	A	TO	BLK			STL
N.C. Central	11/07/2022	*	34:52	5-9	.556	4-7	.571	7-8	.875	1	3	4	4.0	1	1	0	0	0	21	21.0
Monmouth	11/11/2022	*	18:22	3-6	.500	2-4	.500	0-0	.000	0	3	3	3.5	3	0	2	0	0	8	14.5
vs Baylor	11/18/2022	*	33:26	7-12	.583	3-6	.500	9-10	.900	1	3	4	3.7	2	1	1	0	3	26	18.3
vs Illinois	11/20/2022	*	33:50	4-12	.333	1-5	.200	0-0	.000	0	5	5	4.0	3	0	2	0	2	9	16.0
UMES	11/25/2022	*	27:21	2-6	.333	1-4	.250	0-0	.000	0	4	4	4.0	0	3	0	0	0	5	13.8
at Michigan	11/29/2022	*	25:58	1-6	.167	0-2	.000	0-2	.000	0	4	4	4.0	2	0	1	0	0	2	11.8
Florida St.	12/03/2022	*	21:53	3-7	.429	2-4	.500	1-2	.500	0	2	2	3.7	3	0	3	1	0	9	11.4
Totals		7	195:42	25-58	.431	13-32	.406	17-22	.773	2	24	26	3.7	14	5	9	1	5	80	11.4

Player Averages

Games Played	Minutes/game	Points/game	FG Pct	3FG Pct	FT Pct	Rebounds/game	Assists/game	Turnovers/game	Assist/Turnover ratio	Steals/game	Blocks/game
7	28.0	11.4	43.1	40.6	77.3	3.7	0.7	1.3	0.6	0.7	0.1



5 BEN VANDER PLAS

Graduate Student • Forward • 6-8 • 236
Ripon, Wis. • Ripon • Ohio University

2022-23 HIGHLIGHTS

- Recorded seven points and four rebounds in UVA debut vs. NCCU (11/7/22)
- Tallied 10 points, three rebounds and three assists vs. Monmouth (11/11/22)
- Scored 14 points vs. Baylor (11/18/22)
- Tallied eight points and game-high 10 rebounds vs. Illinois (11/20/22)
- Scored 10 points at Michigan (11/29/22)

VANDER PLAS CAREER STATISTICS

SEASON	TEAM	GP-GS	MIN/AVG	Field Goals		3-Point		F-Throws		Rebounds				Scoring						
				FG-FGA	FG%	3FG-3FGA	3FG%	FT-FTA	FT%	OFF	DEF	TOT	AVG	PF-FO	A	TO	BLK	STL	PTS	AVG
2018-19	Ohio	31-1	718/23.2	94-231	.407	50-162	.309	29-41	.707	40	122	162	5.2	55-0	48	33	15	28	267	8.6
2019-20	Ohio	31-31	1022/33.0	183-372	.492	41-137	.299	80-135	.593	39	175	214	6.9	84-2	86	89	21	32	487	15.7
2020-21	Ohio	25-25	845/33.8	114-263	.433	51-146	.349	42-55	.764	19	126	145	5.8	60-1	94	58	15	36	321	12.8
2021-22	Ohio	35-35	1237/35.4	166-362	.459	67-198	.338	98-138	.710	40	197	237	6.8	81-3	107	63	16	62	497	14.2
2022-23	UVa	7-0	160/22.9	17-36	.472	8-19	.421	16-23	.696	6	24	30	4.3	11-0	12	3	3	3	58	8.3
TOTAL FOR UVa		7-0	160/22.9	17-36	.472	8-19	.421	16-23	.696	6	24	30	4.3	11-0	12	3	3	3	58	8.3
TOTAL		129-92	3983/30.9	574-1264	.454	217-662	.328	265-392	.676	144	644	788	6.1	291-6	347	246	70	161	1630	12.6

Single Game Highs


Statistic	Value	
Points	30	vs Miami (OH) 02/15/22
Rebounds	13	at Central Mich. 02/16/19, at Western Mich. 01/04/20
Assists	10	vs Central Mich. 02/22/22
Steals	4	10 times
Blocks	2	12 times
FG Made	11	at Buffalo 01/14/20, vs Toledo 03/12/21
FG Attempts	20	at Buffalo 01/14/20
3FG Made	6	at Akron 03/02/19, vs Kent St. 01/07/22
3FG Attempts	11	at Bowling Green 03/01/22
FT Made	9	vs Miami (OH) 02/15/22, at NIU 03/04/22
FT Attempts	12	vs Central Mich. 03/09/20

VANDER PLAS 2022-23 GAME-BY-GAME

Opponent	Date	GS	MIN	Total		3-Pointers		Free throws		Rebounds				PF		A	TO	BLK	STL	PTS	AVG
				FG-FGA	PCT	3FG-3FGA	PCT	FT-FTA	PCT	OFF	DEF	TOT	AVG	PF	A						
N.C. Central	11/07/2022		22:52	2-5	.400	2-4	.500	1-2	.500	0	4	4	4.0	1	2	0	1	1	7	7.0	
Monmouth	11/11/2022		19:11	3-4	.750	2-3	.667	2-3	.667	0	3	3	3.5	1	3	0	1	0	10	8.5	
vs Baylor	11/18/2022		24:06	4-5	.800	2-3	.667	4-6	.667	0	2	2	3.0	1	1	1	0	1	14	10.3	
vs Illinois	11/20/2022		24:10	0-3	.000	0-3	.000	8-9	.889	2	8	10	4.8	2	2	1	0	0	8	9.8	
UMES	11/25/2022		19:07	1-3	.333	0-0	.000	0-1	.000	3	4	7	5.2	3	2	0	0	1	2	8.2	
at Michigan	11/29/2022		24:23	4-5	.800	1-1	1.000	1-2	.500	0	0	0	4.3	1	1	1	0	0	10	8.5	
Florida St.	12/03/2022		26:36	3-11	.273	1-5	.200	0-0	.000	1	3	4	4.3	2	1	0	1	0	7	8.3	
Totals		0	160:25	17-36	.472	8-19	.421	16-23	.696	6	24	30	4.3	11	12	3	3	3	58	8.3	

Player Averages

Games Played	Minutes/game	Points/game	FG Pct	3FG Pct	FT Pct	Rebounds/game	Assists/game	Turnovers/game	Assist/Turnover ratio	Steals/game	Blocks/game
7	22.9	8.3	47.2	42.1	69.6	4.3	1.7	0.4	4.0	0.4	0.4



10 TAINÉ MURRAY

Sophomore • Guard • 6-5 • 205
Auckland, N.Z. • Rosmini College

2022-23 HIGHLIGHTS

- Netted seven points in 16 minutes vs. Monmouth (11/11/22)
- Played 12 minutes vs. UMES (11/25/22)

MURRAY CAREER STATISTICS

SEASON	TEAM	GP-GS	MIN	AVG	Field Goals		3-Point		F-Throws		Rebounds				Scoring						
					FG-FGA	FG%	3FG-3FGA	3FG%	FT-FTA	FT%	OFF	DEF	TOT	AVG	PF	FO	A	TO	BLK	STL	PTS
2021-22	UVa	19-0	143	7.5	13-33	.394	8-23	.348	4-8	.500	6	11	17	0.9	14-0	2	4	1	2	38	2.0
2022-23	UVa	3-0	30	10.1	3-9	.333	1-6	.167	1-2	.500	0	5	5	1.7	4-0	2	0	1	0	8	2.7
TOTAL		22-0	174	7.9	16-42	.381	9-29	.310	5-10	.500	6	16	22	1.0	18-0	4	4	2	2	46	2.1

Single Game Highs

Statistic	Value
Points	14 vs Iowa 11/29/21
Rebounds	4 vs UMES 11/25/22
Assists	1 4 times
Steals	1 vs Radford 11/12/21, at NC State 01/22/22
Blocks	1 vs Pittsburgh 12/03/21, vs Monmouth 11/11/22
FG Made	5 vs Iowa 11/29/21
FG Attempts	7 vs Iowa 11/29/21
3FG Made	4 vs Iowa 11/29/21
3FG Attempts	6 vs Iowa 11/29/21
FT Made	2 at Clemson 01/04/22
FT Attempts	2 4 times

MURRAY 2022-23 GAME-BY-GAME

Opponent	Date	GS	MIN	Total		3-Pointers		Free throws		Rebounds				PF							
				FG-FGA	PCT	3FG-3FGA	PCT	FT-FTA	PCT	OFF	DEF	TOT	AVG	A	TO	BLK	STL	PTS	AVG		
N.C. Central	11/07/2022		02:13	0-0	.000	0-0	.000	0-0	.000	0	1	1	1.0	0	0	0	0	0	0	0	0.0
Monmouth	11/11/2022		16:04	3-6	.500	1-3	.333	0-0	.000	0	0	0	0.5	2	1	0	1	0	7	3.5	
UMES	11/25/2022		12:04	0-3	.000	0-3	.000	1-2	.500	0	4	4	1.7	2	1	0	0	0	1	2.7	
Totals		0	30:21	3-9	.333	1-6	.167	1-2	.500	0	5	5	1.7	4	2	0	1	0	8	2.7	

Player Averages

Games Played	Minutes/game	Points/game	FG Pct	3FG Pct	FT Pct	Rebounds/game	Assists/game	Turnovers/game	Assist/Turnover ratio	Steals/game	Blocks/game
3	10.1	2.7	33.3	16.7	50.0	1.7	0.7	0.0	2.0	0.0	0.3



11 ISAAC MCKNEELY

Freshman • Guard • 6-4 • 179
Poca, W.Va. • Poca

2022-23 HIGHLIGHTS

- Scored three points in collegiate debut vs. NCCU (11/7/22)
- Game-high 15 points (4 of 6 3FG) vs. Monmouth (11/11/22)
- Tallied six points and three rebounds vs. UMES (11/25/22)

MCKNEELY CAREER STATISTICS

SEASON	TEAM	GP-GS	MIN/AVG	Field Goals		3-Point		F-Throws		Rebounds				Scoring						
				FG-FGA	FG%	3FG-3FGA	3FG%	FT-FTA	FT%	OFF	DEF	TOT	AVG	PF	FO	A	TO	BLK	STL	PTS
2022-23	UVa	7-0	117/16.7	10-28	.357	9-21	.429	2-5	.400	2	9	11	1.6	6-0	3	5	1	1	31	4.4
TOTAL		7-0	117/16.7	10-28	.357	9-21	.429	2-5	.400	2	9	11	1.6	6-0	3	5	1	1	31	4.4

Single Game Highs


Statistic	Value	
Points	15	vs Monmouth 11/11/22
Rebounds	5	vs Florida St. 12/03/22
Assists	2	vs Baylor 11/18/22
Steals	1	vs Florida St. 12/03/22
Blocks	1	vs N.C. Central 11/07/22
FG Made	5	vs Monmouth 11/11/22
FG Attempts	8	vs Monmouth 11/11/22
3FG Made	4	vs Monmouth 11/11/22
3FG Attempts	6	vs Monmouth 11/11/22
FT Made	1	vs Monmouth 11/11/22, vs Florida St. 12/03/22
FT Attempts	3	vs Monmouth 11/11/22

MCKNEELY 2022-23 GAME-BY-GAME

Opponent	Date	GS	MIN	Total		3-Pointers		Free throws		Rebounds				PF	A	TO	BLK	STL	PTS	AVG
				FG-FGA	PCT	3FG-3FGA	PCT	FT-FTA	PCT	OFF	DEF	TOT	AVG							
N.C. Central	11/07/2022	*	34:08	3-9	.333	2-6	.333	1-4	.250	0	2	2	2.0	1	5	2	0	0	9	9.0
Monmouth	11/11/2022	*	20:26	3-4	.750	2-3	.667	0-0	.000	1	0	1	1.5	1	7	0	0	2	8	8.5
vs Baylor	11/18/2022	*	35:23	3-8	.375	1-2	.500	0-0	.000	0	4	4	2.3	0	3	3	0	0	7	8.0
vs Illinois	11/20/2022	*	34:10	4-9	.444	2-4	.500	2-2	1.000	1	2	3	2.5	1	3	2	0	2	12	9.0
UMES	11/25/2022	*	31:01	1-4	.250	0-1	.000	3-3	1.000	0	2	2	2.4	1	8	2	1	2	5	8.2
at Michigan	11/29/2022	*	38:02	4-9	.444	1-2	.500	7-8	.875	0	2	2	2.3	1	4	1	0	1	16	9.5
Florida St.	12/03/2022	*	35:27	4-9	.444	1-3	.333	9-10	.900	1	2	3	2.4	0	3	3	0	1	18	10.7
Totals		7	228:37	22-52	.423	9-21	.429	22-27	.815	3	14	17	2.4	5	33	13	1	8	75	10.7

Player Averages

Games Played	Minutes/ game	Points/ game	FG Pct	3FG Pct	FT Pct	Rebounds/ game	Assists/ game	Turnovers/ game	Assist/Turnover ratio	Steals/ game	Blocks/ game
7	32.7	10.7	42.3	42.9	81.5	2.4	4.7	1.9	2.5	1.1	0.1



12 CHASE COLEMAN

Senior • Guard • 5-10 • 165
Norfolk, Va. • Maury

2022-23 HIGHLIGHTS

- Dished two assists in nine minutes vs. Monmouth (11/11/22)
- Scored three points in five minutes of action vs. UMES (11/25/22)

COLEMAN CAREER STATISTICS

SEASON	TEAM	GP-GS	MIN	AVG	Field Goals		3-Point		F-Throws		Rebounds				Scoring						
					FG-FGA	FG%	3FG-3FGA	3FG%	FT-FTA	FT%	OFF	DEF	TOT	AVG	PF	FO	A	TO	BLK	STL	PTS
2019-20	UVa	17-0	87	5.1	5-18	.278	2-8	.250	0-0	.000	0	8	8	0.5	9-0	4	7	0	5	12	0.7
2020-21	UVa	5-0	7	1.4	1-1	1.000	0-0	.000	0-0	.000	0	1	1	0.2	1-0	0	0	0	0	2	0.4
2021-22	UVa	4-0	7	1.8	1-2	.500	0-1	.000	0-0	.000	0	0	0	0.0	0-0	0	2	0	1	2	0.5
2022-23	UVa	2-0	13	6.6	1-3	.333	1-2	.500	0-1	.000	0	0	0	0.0	1-0	3	2	0	0	3	1.5
TOTAL		28-0	114	4.1	8-24	.333	3-11	.273	0-1	.000	0	9	9	0.3	11-0	7	11	0	6	19	0.7

Single Game Highs

Statistic	Value
Points	3 vs Virginia Tech 01/04/20, vs Arizona St. 11/24/19, vs UMES 11/25/22
Rebounds	2 vs Massachusetts 11/23/19
Assists	2 vs Monmouth 11/11/22
Steals	1 6 times
FG Made	1 8 times
FG Attempts	3 vs James Madison 11/10/19, vs Arizona St. 11/24/19
3FG Made	1 vs Virginia Tech 01/04/20, vs Arizona St. 11/24/19, vs UMES 11/25/22
3FG Attempts	2 at Boston College 01/07/20, vs Arizona St. 11/24/19
FT Attempts	1 vs Monmouth 11/11/22

COLEMAN 2022-23 GAME-BY-GAME

Opponent	Date	GS	MIN	Total		3-Pointers		Free throws		Rebounds				Other							
				FG-FGA	PCT	3FG-3FGA	PCT	FT-FTA	PCT	OFF	DEF	TOT	AVG	PF	A	TO	BLK	STL	PTS	AVG	
Monmouth	11/11/2022		08:30	0-1	.000	0-1	.000	0-1	.000	0	0	0	0.0	1	2	1	0	0	0	0	0.0
UMES	11/25/2022		04:42	1-2	.500	1-1	1.000	0-0	.000	0	0	0	0.0	0	1	1	0	0	3	1.5	
Totals		0	13:12	1-3	.333	1-2	.500	0-1	.000	0	0	0	0.0	1	3	2	0	0	3	1.5	

Player Averages

Games Played	Minutes/game	Points/game	FG Pct	3FG Pct	FT Pct	Rebounds/game	Assists/game	Turnovers/game	Assist/Turnover ratio	Steals/game	Blocks/game
2	6.6	1.5	33.3	50.0	0.0	0.0	1.5	1.0	1.5	0.0	0.0



13 RYAN DUNN

Freshman • Guard • 6-8 • 208
Freeport, N.Y. • Perkiomen School

2022-23 HIGHLIGHTS

- Tallied 13 points, six rebounds, three blocks and two steals in collegiate debut vs. Monmouth (11/11/22)
- Played 12 minutes vs. UMES (11/25/22)
- Scored four points (4 of 4 FT) and had five rebounds in 15 minutes vs. FSU (12/3/22)

DUNN CAREER STATISTICS

SEASON	TEAM	GP-GS	MIN	AVG	Field Goals		3-Point		F-Throws		Rebounds				Scoring						
					FG-FGA	FG%	3FG-3FGA	3FG%	FT-FTA	FT%	OFF	DEF	TOT	AVG	PF	FO	A	TO	BLK	STL	PTS
2022-23	UVa	6-0	68	11.3	6-10	.600	2-3	.667	6-9	.667	1	12	13	2.2	7-0	2	1	5	2	20	3.3
TOTAL		6-0	68	11.3	6-10	.600	2-3	.667	6-9	.667	1	12	13	2.2	7-0	2	1	5	2	20	3.3

Single Game Highs

Statistic	Value	
Points	13	vs Monmouth 11/11/22
Rebounds	6	vs Monmouth 11/11/22
Assists	2	vs Monmouth 11/11/22
Steals	2	vs Monmouth 11/11/22
Blocks	3	vs Monmouth 11/11/22
FG Made	5	vs Monmouth 11/11/22
FG Attempts	6	vs Monmouth 11/11/22
3FG Made	1	vs Monmouth 11/11/22, vs Baylor 11/18/22
3FG Attempts	1	vs Monmouth 11/11/22, vs Baylor 11/18/22, vs UMES 11/25/22
FT Made	4	vs Florida St. 12/03/22
FT Attempts	4	vs Monmouth 11/11/22, vs Florida St. 12/03/22

DUNN 2022-23 GAME-BY-GAME

Opponent	Date	GS	MIN	Total		3-Pointers		Free throws		Rebounds				PF	A	TO	BLK	STL	PTS	AVG
				FG-FGA	PCT	3FG-3FGA	PCT	FT-FTA	PCT	OFF	DEF	TOT	AVG							
Monmouth	11/11/2022		26:42	5-6	.833	1-1	1.000	2-4	.500	1	5	6	6.0	3	2	0	3	2	13	13.0
vs Baylor	11/18/2022		06:34	1-2	.500	1-1	1.000	0-1	.000	0	0	0	3.0	1	0	0	0	0	3	8.0
vs Illinois	11/20/2022		03:22	0-0	.000	0-0	.000	0-0	.000	0	1	1	2.3	0	0	0	0	0	0	5.3
UMES	11/25/2022		11:43	0-2	.000	0-1	.000	0-0	.000	0	0	0	1.8	0	0	1	1	0	0	4.0
at Michigan	11/29/2022		04:34	0-0	.000	0-0	.000	0-0	.000	0	1	1	1.6	0	0	0	0	0	0	3.2
Florida St.	12/03/2022		15:05	0-0	.000	0-0	.000	4-4	1.000	0	5	5	2.2	3	0	0	1	0	4	3.3
Totals		0	68:00	6-10	.600	2-3	.667	6-9	.667	1	12	13	2.2	7	2	1	5	2	20	3.3

Player Averages

Games Played	Minutes/game	Points/game	FG Pct	3FG Pct	FT Pct	Rebounds/game	Assists/game	Turnovers/game	Assist/Turnover ratio	Steals/game	Blocks/game
6	11.3	3.3	60.0	66.7	66.7	2.2	0.3	0.2	2.0	0.3	0.8



21 KADIN SHEDRICK

RS Junior • Forward • 6-11 • 231
Holly Springs, N.C. • Holly Springs

2022-23 HIGHLIGHTS

- Tallied 10 points, seven rebounds, two steals and two blocks vs. NCCU (11/7/22)
- Scored nine points along with a game-high seven rebounds vs. Monmouth (11/11/22)
- Registered 17 points and two blocks vs. Baylor (11/18/22)
- Recorded 13 points (4-4 FG, 5-5 FT), three steals and two blocks vs. UMES (11/25/22)
- Tallied 12 points (5-6 FG) and two steals at Michigan (11/29/22)
- Blocked four shots vs. FSU (12/3/22)

SHEDRICK CAREER STATISTICS

SEASON TEAM	GP-GS	MIN/AVG	Field Goals		3-Point		F-Throws		Rebounds				Scoring						
			FG-FGA	FG%	3FG-3FGA	3FG%	FT-FTA	FT%	OFF	DEF	TOT	AVG	PF-FO	A	TO	BLK	STL	PTS	AVG
2020-21 UVa	11-0	87/7.9	11-21	.524	0-1	.000	6-9	.667	12	12	24	2.2	14-0	3	6	4	2	28	2.5
2021-22 UVa	35-19	727/20.8	91-142	.641	0-1	.000	61-86	.709	55	123	178	5.1	97-2	8	31	67	20	243	6.9
2022-23 UVa	7-7	163/23.3	23-32	.719	1-2	.500	24-31	.774	10	23	33	4.7	21-2	5	6	12	12	71	10.1
TOTAL	53-26	977/18.4	125-195	.641	1-4	.250	91-126	.722	77	158	235	4.4	132-4	16	43	83	34	342	6.5

Single Game Highs

Statistic	Value	
Points	20	at Louisville 03/05/22
Rebounds	13	at Miami (FL) 02/19/22
Assists	2	vs Gonzaga 12/26/20, at Miami (FL) 02/19/22, vs N.C. Central 11/07/22
Steals	3	vs Navy 11/09/21, vs Monmouth 11/11/22, vs UMES 11/25/22
Blocks	6	vs Clemson 12/22/21
FG Made	8	at Duke 02/07/22, at Louisville 03/05/22
FG Attempts	9	at Louisville 03/05/22
3FG Made	1	at Michigan 11/29/22
3FG Attempts	1	4 times
FT Made	10	vs Radford 11/12/21
FT Attempts	10	vs Radford 11/12/21

SHEDRICK 2022-23 GAME-BY-GAME

Opponent	Date	GS	MIN	Total		3-Pointers		Free throws		Rebounds				PF	A	TO	BLK	STL	PTS	AVG
				FG-FGA	PCT	3FG-3FGA	PCT	FT-FTA	PCT	OFF	DEF	TOT	AVG							
N.C. Central	11/07/2022	*	27:15	3-6	.500	0-1	.000	4-4	1.000	2	5	7	7.0	3	2	0	2	2	10	10.0
Monmouth	11/11/2022	*	20:54	2-4	.500	0-0	.000	5-6	.833	2	5	7	7.0	2	0	1	1	3	9	9.5
vs Baylor	11/18/2022	*	32:16	6-6	1.000	0-0	.000	5-7	.714	0	3	3	5.7	5	1	2	2	2	17	12.0
vs Illinois	11/20/2022	*	19:21	2-3	.667	0-0	.000	3-4	.750	1	5	6	5.8	2	1	2	1	0	7	10.8
UMES	11/25/2022	*	17:01	4-4	1.000	0-0	.000	5-5	1.000	3	0	3	5.2	0	1	1	2	3	13	11.2
at Michigan	11/29/2022	*	22:14	5-6	.833	1-1	1.000	1-3	.333	0	1	1	4.5	5	0	0	0	2	12	11.3
Florida St.	12/03/2022	*	23:50	1-3	.333	0-0	.000	1-2	.500	2	4	6	4.7	4	0	0	4	0	3	10.1
Totals		7	162:51	23-32	.719	1-2	.500	24-31	.774	10	23	33	4.7	21	5	6	12	12	71	10.1

Player Averages

Games Played	Minutes/game	Points/game	FG Pct	3FG Pct	FT Pct	Rebounds/game	Assists/game	Turnovers/game	Assist/Turnover ratio	Steals/game	Blocks/game
7	23.3	10.1	71.9	50.0	77.4	4.7	0.7	0.9	0.8	1.7	1.7



22 FRANCISCO CAFFARO

RS Senior • Center • 7-1 • 254
 Santa Fe, Argentina • NBA Global Academy

2022-23 HIGHLIGHTS

- Tallied 10 points and four rebounds vs. NCCU (11/7/22)
- Missed Monmouth game due to participation with Argentina National Team at World Cup qualifier in the Dominican Republic on Nov. 10
- Scored nine points along with six rebounds for Argentina in a World Cup qualifier vs. the Dominican Republic on Nov. 10

CAFFARO CAREER STATISTICS

SEASON	TEAM	GP-GS	MIN/AVG	Field Goals		3-Point		F-Throws		Rebounds				Scoring						
				FG-FGA	FG%	3FG-3FGA	3FG%	FT-FTA	FT%	OFF	DEF	TOT	AVG	PF-FO	A	TO	BLK	STL	PTS	AVG
2019-20	UVa	20-2	150/7.5	9-17	.529	0-0	.000	10-15	.667	10	14	24	1.2	24-0	0	9	5	2	28	1.4
2020-21	UVa	17-0	117/6.9	6-12	.500	0-0	.000	8-10	.800	9	12	21	1.2	16-0	2	7	1	0	20	1.2
2021-22	UVa	35-16	620/17.7	55-105	.524	0-0	.000	41-68	.603	55	107	162	4.6	79-3	8	32	11	7	151	4.3
2022-23	UVa	6-0	46/7.6	6-7	.857	0-0	.000	4-5	.800	6	6	12	2.0	10-0	1	3	1	0	16	2.7
TOTAL		78-18	933/12.0	76-141	.539	0-0	.000	63-98	.643	80	139	219	2.8	129-3	11	51	18	9	215	2.8

Single Game Highs

Statistic	Value	
Points	16	vs Virginia Tech 01/12/22
Rebounds	12	at Notre Dame 01/29/22
Assists	1	11 times
Steals	2	at Notre Dame 01/29/22
Blocks	2	vs Fairleigh Dickinson 12/18/21, vs Florida St. 02/26/22
FG Made	5	vs Virginia Tech 01/12/22, at Notre Dame 01/29/22
FG Attempts	9	vs Wake Forest 01/15/22, at Notre Dame 01/29/22
FT Made	6	vs Virginia Tech 01/12/22
FT Attempts	10	vs Virginia Tech 01/12/22

CAFFARO 2022-23 GAME-BY-GAME

Opponent	Date	GS	MIN	Total		3-Pointers		Free throws		Rebounds				PF	A	TO	BLK	STL	PTS	AVG
				FG-FGA	PCT	3FG-3FGA	PCT	FT-FTA	PCT	OFF	DEF	TOT	AVG							
N.C. Central	11/07/2022		10:12	3-3	1.000	0-0	.000	4-5	.800	1	3	4	4.0	2	1	0	0	0	10	10.0
vs Baylor	11/18/2022		06:18	1-1	1.000	0-0	.000	0-0	.000	2	0	2	3.0	2	0	0	0	0	2	6.0
vs Illinois	11/20/2022		09:43	1-1	1.000	0-0	.000	0-0	.000	1	1	2	2.7	2	0	1	1	0	2	4.7
UMES	11/25/2022		11:53	1-1	1.000	0-0	.000	0-0	.000	1	1	2	2.5	1	0	1	0	0	2	4.0
at Michigan	11/29/2022		03:57	0-1	.000	0-0	.000	0-0	.000	0	0	0	2.0	3	0	1	0	0	0	3.2
Florida St.	12/03/2022		03:48	0-0	.000	0-0	.000	0-0	.000	1	1	2	2.0	0	0	0	0	0	0	2.7
Totals		0	45:51	6-7	.857	0-0	.000	4-5	.800	6	6	12	2.0	10	1	3	1	0	16	2.7

Player Averages

Games Played	Minutes/game	Points/game	FG Pct	3FG Pct	FT Pct	Rebounds/game	Assists/game	Turnovers/game	Assist/Turnover ratio	Steals/game	Blocks/game
6	7.6	2.7	85.7	0.0	80.0	2.0	0.2	0.5	0.3	0.0	0.2



24 TRISTAN HOW

Junior • Forward • 6-7 • 202
Virginia Beach, Va. • Norfolk Collegiate

2022-23 HIGHLIGHTS

• Scored three points along with three rebounds in collegiate debut vs. Monmouth (11/11/22)

HOW CAREER STATISTICS

SEASON	TEAM	GP-GS	MIN	Field Goals		3-Point		F-Throws		Rebounds				Scoring						
				FG-FGA	FG%	3FG-3FGA	3FG%	FT-FTA	FT%	OFF	DEF	TOT	AVG	PF	FO	A	TO	BLK	STL	PTS
2022-23	UVa	1-0	5/5.0	1-1	1.000	0-0	.000	1-2	.500	1	2	3	3.0	1-0	0	0	0	0	3	3.0
TOTAL		1-0	5/5.0	1-1	1.000	0-0	.000	1-2	.500	1	2	3	3.0	1-0	0	0	0	0	3	3.0

Single Game Highs

Statistic	Value
Points	3 vs Monmouth 11/11/22
Rebounds	3 vs Monmouth 11/11/22
FG Made	1 vs Monmouth 11/11/22
FG Attempts	1 vs Monmouth 11/11/22
FT Made	1 vs Monmouth 11/11/22
FT Attempts	2 vs Monmouth 11/11/22

HOW 2022-23 GAME-BY-GAME

Opponent	Date	GS	MIN	Total		3-Pointers		Free throws		Rebounds				PF	A	TO	BLK	STL	PTS	AVG
				FG-FGA	PCT	3FG-3FGA	PCT	FT-FTA	PCT	OFF	DEF	TOT	AVG							
Monmouth	11/11/2022		05:02	1-1	1.000	0-0	.000	1-2	.500	1	2	3	3.0	1	0	0	0	0	3	3.0
Totals		0	05:02	1-1	1.000	0-0	.000	1-2	.500	1	2	3	3.0	1	0	0	0	0	3	3.0

Player Averages

Games Played	Minutes/game	Points/game	FG Pct	3FG Pct	FT Pct	Rebounds/game	Assists/game	Turnovers/game	Assist/Turnover ratio	Steals/game	Blocks/game
1	5.0	3.0	100.0	0.0	50.0	3.0	0.0	0.0	0.0	0.0	0.0



**2022-23 Virginia Men's Basketball
Combined Team Statistics
All games**

Game Records

Record	Overall	Home	Away	Neutral
ALL GAMES	7-0	4-0	1-0	2-0
CONFERENCE	1-0	1-0	0-0	0-0
NON-CONFERENCE	6-0	3-0	1-0	2-0

Score by Periods

Team	1st	2nd	OT	TOT
Virginia	234	288	0	522
Opponents	204	209	0	413

Team Box Score

No.	Player				Total		3-Point		F-Throw		Rebounds											
		GP-GS	MIN	AVG	FG-FGA	FG%	3FG-3FGA	3FG%	FT-FTA	FT%	OFF	DEF	TOT	AVG	PF	DQ	A	TO	BLK	STL	PTS	AVG
4	FRANKLIN, Armaan	7-7	195:42	28.0	25-58	.431	13-32	.406	17-22	.773	2	24	26	3.7	14	0	5	9	1	5	80	11.4
1	GARDNER, Jayden	7-7	161:02	23.0	30-59	.508	0-0	.000	19-30	.633	17	26	43	6.1	12	0	6	9	2	7	79	11.3
2	BEEKMAN, Reece	7-7	212:01	30.3	23-54	.426	8-17	.471	24-28	.857	3	20	23	3.3	12	0	36	13	5	12	78	11.1
0	CLARK, Kihei	7-7	228:37	32.7	22-52	.423	9-21	.429	22-27	.815	3	14	17	2.4	5	0	33	13	1	8	75	10.7
21	SHEDRICK, Kadin	7-7	162:51	23.3	23-32	.719	1-2	.500	24-31	.774	10	23	33	4.7	21	2	5	6	12	12	71	10.1
5	VANDER PLAS, Ben	7-0	160:25	22.9	17-36	.472	8-19	.421	16-23	.696	6	24	30	4.3	11	0	12	3	3	3	58	8.3
11	MCKNEELY, Isaac	7-0	116:56	16.7	10-28	.357	9-21	.429	2-5	.400	2	9	11	1.6	6	0	3	5	1	1	31	4.4
13	DUNN, Ryan	6-0	68:00	11.3	6-10	.600	2-3	.667	6-9	.667	1	12	13	2.2	7	0	2	1	5	2	20	3.3
24	HOW, Tristan	1-0	05:02	5.0	1-1	1.000	0-0	.000	1-2	.500	1	2	3	3.0	1	0	0	0	0	0	3	3.0
22	CAFFARO, Francisco	6-0	45:51	7.6	6-7	.857	0-0	.000	4-5	.800	6	6	12	2.0	10	0	1	3	1	0	16	2.7
10	MURRAY, Taine	3-0	30:21	10.1	3-9	.333	1-6	.167	1-2	.500	0	5	5	1.7	4	0	2	0	1	0	8	2.7
12	COLEMAN, Chase	2-0	13:12	6.6	1-3	.333	1-2	.500	0-1	.000	0	0	0	0.0	1	0	3	2	0	0	3	1.5
Team											12	4	16					5				
Total		7	1400		167-349	.479	52-123	.423	136-185	.735	63	169	232	33.1	104	2	108	69	32	50	522	74.6
Opponents		7	1400		156-379	.412	48-137	.350	53-76	.697	66	143	209	29.9	143	4	68	95	25	33	413	59.0

Team Statistics

	UVA	OPP
Scoring	522	413
Points per game	74.6	59.0
Scoring margin	+15.6	-
Field goals-att	167-349	156-379
Field goal pct	.479	.412
3 point fg-att	52-123	48-137
3-point FG pct	.423	.350
3-pt FG made per game	7.4	6.9
Free throws-att	136-185	53-76
Free throw pct	.735	.697
F-Throws made per game	19.4	7.6
Rebounds	232	209
Rebounds per game	33.1	29.9
Rebounding margin	+3.3	-
Assists	108	68
Assists per game	15.4	9.7
Turnovers	69	95
Turnovers per game	9.9	13.6
Turnover margin	+3.7	-
Assist/turnover ratio	1.6	0.7
Steals	50	33
Steals per game	7.1	4.7
Blocks	32	25
Blocks per game	4.6	3.6
Winning streak	7	-
Home win streak	4	-
Attendance	54887	12200
Home games-Avg/Game	4-13722	1-12200
Neutral site-Avg/Game	-	2-3839

Team Results

Date	Opponent		Score	Att.
11/07/2022	N.C. Central	W	73-61	13238
11/11/2022	Monmouth	W	89-42	13487
11/18/2022	vs Baylor	W	86-79	0
11/20/2022	vs Illinois	W	70-61	7678
11/25/2022	UMES	W	72-45	13882
11/29/2022	at Michigan	W	70-68	12200
12/03/2022	Florida St.	W	62-57	14280



**2022-23 Virginia Men's Basketball
Points-rebounds-assists
All games**

Opponent	Date	Score	W	0	1	2	4	5	10	11	12	13	21	22
				CLARK,KIHE	GARDNER,JA	BEEKMAN,RE	FRANKLIN,A	VANDER PLA	MURRAY,TAI	MCKNEELY,I	COLEMAN,CH	DUNN,RYAN	SHEDRICK,K	CAFFARO,FR
N.C. Central	11/07/2022	73-61	W	9-2-5	3-9-0	10-3-5	21-4-1	7-4-2	0-1-0	3-1-0	DNP	DNP	10-7-2	10-4-1
Monmouth	11/11/2022	89-42	W	8-1-7	9-5-1	7-2-6	8-3-0	10-3-3	7-0-1	15-2-1	0-0-2	13-6-2	9-7-0	DNP
vs Baylor	11/18/2022	86-79	W	7-4-3	7-3-2	10-1-10	26-4-1	14-2-1	DNP	0-0-2	DNP	3-0-0	17-3-1	2-2-0
vs Illinois	11/20/2022	70-61	W	12-3-3	12-5-1	17-4-3	9-5-0	8-10-2	DNP	3-0-0	DNP	0-1-0	7-6-1	2-2-0
UMES	11/25/2022	72-45	W	5-2-8	26-3-0	9-5-2	5-4-3	2-7-2	1-4-1	6-3-0	3-0-1	0-0-0	13-3-1	2-2-0
at Michigan	11/29/2022	70-68	W	16-2-4	12-11-2	18-4-5	2-4-0	10-0-1	DNP	0-0-0	DNP	0-1-0	12-1-0	0-0-0
Florida St.	12/03/2022	62-57	W	18-3-3	10-7-0	7-4-5	9-2-0	7-4-1	DNP	4-5-0	DNP	4-5-0	3-6-0	0-2-0

Opponent	Date	Score	W	24 HOW,TRISTA
N.C. Central	11/07/2022	73-61	W	DNP
Monmouth	11/11/2022	89-42	W	3-3-0
vs Baylor	11/18/2022	86-79	W	DNP
vs Illinois	11/20/2022	70-61	W	DNP
UMES	11/25/2022	72-45	W	DNP
at Michigan	11/29/2022	70-68	W	DNP
Florida St.	12/03/2022	62-57	W	DNP



**2022-23 Virginia Men's Basketball
Team Game-by-Game
All games**

Opponent	Date	Score		Total		3-Pointers		Free throws		Rebounds										
				FG-FGA	PCT	3FG-3FGA	PCT	FT-FTA	PCT	OFF	DEF	TOT	AVG	PF	A	TO	BLK	STL	PTS	AVG
N.C. Central	11/07/2022	73-61	W	20-47	.426	11-25	.440	22-30	.733	10	27	37	37.0	12	16	8	4	4	73	73.0
Monmouth	11/11/2022	89-42	W	30-54	.556	13-25	.520	16-25	.640	11	24	35	36.0	20	23	6	8	9	89	81.0
vs Baylor	11/18/2022	86-79	W	25-45	.556	9-14	.643	27-35	.771	8	19	27	33.0	15	20	14	3	8	86	82.7
vs Illinois	11/20/2022	70-61	W	20-48	.417	5-17	.294	25-32	.781	9	28	37	34.0	14	10	12	2	8	70	79.5
UMES	11/25/2022	72-45	W	27-51	.529	5-15	.333	13-18	.722	7	26	33	33.8	11	18	10	5	10	72	78.0
at Michigan	11/29/2022	70-68	W	27-53	.509	4-8	.500	12-19	.632	6	19	25	32.3	15	12	7	0	7	70	76.7
Florida St.	12/03/2022	62-57	W	18-51	.353	5-19	.263	21-26	.808	12	26	38	33.1	17	9	12	10	4	62	74.6
Total		522		167-349	.479	52-123	.423	136-185	.735	63	169	232	33.1	104	108	69	32	50	522	74.6
Opponents		413		156-379	.412	48-137	.350	53-76	.697	66	143	209	29.9	143	68	95	25	33	413	59.0

Virginia Averages

Games Played	Points/game	FG Pct	3FG Pct	FT Pct	Rebounds/game	Assists/game	Turnovers/game	Assist/Turnover ratio	Steals/game	Blocks/game
7	74.6	47.9	42.3	73.5	33.1	15.4	9.9	1.6	7.1	4.6



**2022-23 Virginia Men's Basketball
Opponents Game-by-Game
All games**

Opponent	Date	Score		Total		3-Pointers		Free throws		Rebounds										
				FG-FGA	PCT	3FG-3FGA	PCT	FT-FTA	PCT	OFF	DEF	TOT	AVG	PF	A	TO	BLK	STL	PTS	AVG
N.C. Central	11/07/2022	73-61	W	22-53	.415	8-19	.421	9-14	.643	8	19	27	27.0	25	8	8	4	6	61	61.0
Monmouth	11/11/2022	89-42	W	16-41	.390	3-11	.273	7-15	.467	6	15	21	24.0	21	5	21	0	3	42	51.5
vs Baylor	11/18/2022	86-79	W	28-58	.483	11-26	.423	12-14	.857	12	17	29	25.7	24	15	13	2	7	79	60.7
vs Illinois	11/20/2022	70-61	W	24-59	.407	9-26	.346	4-9	.444	11	23	34	27.8	22	11	13	4	5	61	60.8
UMES	11/25/2022	72-45	W	19-55	.345	3-18	.167	4-5	.800	8	21	29	28.0	16	7	15	2	5	45	57.6
at Michigan	11/29/2022	70-68	W	26-49	.531	8-19	.421	8-10	.800	5	24	29	28.2	16	10	12	9	3	68	59.3
Florida St.	12/03/2022	62-57	W	21-64	.328	6-18	.333	9-9	1.000	16	24	40	29.9	19	12	13	4	4	57	59.0
Total		413		156-379	.412	48-137	.350	53-76	.697	66	143	209	29.9	143	68	95	25	33	413	59.0
Virginia		522		167-349	.479	52-123	.423	136-185	.735	63	169	232	33.1	104	108	69	32	50	522	74.6

Opponents Averages

Games Played	Points/game	FG Pct	3FG Pct	FT Pct	Rebounds/game	Assists/game	Turnovers/game	Assist/Turnover ratio	Steals/game	Blocks/game
7	59.0	41.2	35.0	69.7	29.9	9.7	13.6	0.7	4.7	3.6