



# VIRGINIA<sup>TM</sup>

**VIRGINIA ATHLETICS MEDIA RELATIONS**  
 295 Massie Road, Room 154  
 Charlottesville, VA 22904  
**Men's Basketball Contact:** Erich Bacher  
**O:** (434) 982-5530 **C:** (720) 318-5538  
**E-mail:** bacher@virginia.edu  
**Web:** VirginiaSports.com  
**Twitter:** @UVMensHoops, @ErichJBacher

24 NCAA TOURNAMENT APPEARANCES · 2019 NCAA CHAMPIONS · 3 NCAA FINAL FOURS · 11 ALL-AMERICANS · 27 ALL-ACC FIRST TEAM SELECTIONS

**GAME INFORMATION**

**Date/Time:** Tuesday, Dec. 20, 2022 / 8:30 p.m. ET  
**Site:** Coral Gables, Fla./Watsco Center (8,000)  
**TV:** ACC Network; **Online:** WatchESPN.com  
 Jay Alter & Seth Greenberg  
**Radio:** Virginia Sports Radio Network  
 John Freeman & Jimmy Miller  
**Satellite Radio:** SiriusXM (146 or 194), SXM App (956)  
**Live Stats:** VirginiaSports.com  
**Twitter:** @UVMensHoops  
**Virginia vs. Miami:** 15-12  
**Charlottesville:** 9-4 (7-2 John Paul Jones Arena)  
**Coral Gables:** 4-7 (4-6 Watsco Center)  
**Neutral:** 2-1 (2-0 Verizon Center, Washington, D.C.)  
**First:** Feb. 10, 1966 (L, 80-75 at Coral Gables)  
**Last:** Feb. 19, 2022 (W, 74-71 at Coral Gables)  
**Winning Streak:** Virginia, 6 games

**2022-23 SCHEDULE/RESULTS - 8-1, 1-0 ACC**

Date	Opponent	TV	Time/Result
Nov. 7	[18] NCCU	RSN	W, 73-61
Nov. 11	[18] Monmouth	RSN	W, 89-42
Nov. 14	[18] Northern Iowa	ACCN	Canceled
Nov. 18	[16] vs. Baylor (5) #	ESPN2	W, 86-79
Nov. 20	[16] vs. Illinois (19) #	ESPN	W, 70-61
Nov. 25	[5] UMES	ACCN	W, 72-45
Nov. 29	[3] at Michigan (RV) %	ESPN	W, 70-68
Dec. 3	[3] Florida State *	ESPN2	W, 62-57
Dec. 6	[3] JMU	ACCN	W, 55-50
Dec. 17	[2] Houston (5)	ESPN2	L, 69-61
Dec. 20	[6] at Miami (22) *	ACCN	8:30 p.m.
Dec. 28	UAlbany	ACCN	6 p.m.
Dec. 31	at Georgia Tech *	ACCN	Noon
Jan. 3	at Pittsburgh *	ACCN	9 p.m.
Jan. 7	Syracuse *	ACCN	5 p.m.
Jan. 10	North Carolina *	ESPN/2	9 p.m.
Jan. 14	at Florida State *	ESPN/2	4 p.m.
Jan. 18	Virginia Tech *	ESPN/2/U	7 p.m.
Jan. 21	at Wake Forest *	ESPN2/U	2 p.m.
Jan. 28	Boston College *	RSN	Noon
Jan. 30	at Syracuse *	ESPN	7 p.m.
Feb. 4	at Virginia Tech *	ESPN/2/U	Noon
Feb. 7	NC State *	ACCN	9 p.m.
Feb. 11	Duke *	ESPN/2	4 p.m.
Feb. 15	at Louisville *	ESPN/2/U	7 p.m.
Feb. 18	Notre Dame *	ESPN/2/U	Noon
Feb. 22	at Boston College *	RSN	7 p.m.
Feb. 25	at North Carolina *	ESPN	6/8 p.m.
Feb. 28	Clemson *	ACCN	7 p.m.
Mar. 4	Louisville *	ESPN/2	12/2/4 p.m.
Mar. 7-11	ACC Tournament, Greensboro, N.C.		

**Home games in Bold**

All times Eastern  
 # - Continental Tire Main Event, Las Vegas, Nev.  
 % - ACC/B1G Challenge  
 \* - ACC Game

**PRONUNCIATION GUIDE**

Kihei Clark ..... Key-HEY  
 Francisco Caffaro ..... Cuh-FAR-oh  
 Armaan Franklin..... Ar-MAHN  
 Isaac Traudt ..... Trout



**[6] VIRGINIA CAVALIERS (8-1, 1-0 ACC)**

Head Coach: Tony Bennett (Green Bay, 1992)  
 UVA: 324-118 (14th season), Career: 393-151 (17th season)

AT



**[22] MIAMI HURRICANES (11-1, 2-0 ACC)**

Head Coach: Jim Larrañaga (Providence, 1971)  
 Miami: 237-142 (12th season), Career: 707-476 (39th season)

**FOR OPENERS**

- Virginia and Miami meet as ranked foes for the first time since March 11, 2016, when the No. 4 Cavaliers topped the No. 11 Hurricanes 73-68 in the semifinals of the ACC Tournament.
- Virginia has a six-game winning streak vs. Miami.
- UVA's 8-0 start was its longest since starting 16-0 in 2018-19.
- Miami head coach Jim Larrañaga served as an assistant to Terry Holland at UVA from 1979-86.
- UVA is 3-0 away from home, including a 1-0 true road record.
- UVA ranks sixth nationally in turnovers per game (9.8), 11th in assist/turnover ratio (1.56), 12th in free throws made per game (18.1), 15th in free throw attempts per game (25.1), 16th in scoring defense (59.1 ppg) and 33rd in blocks per game (5.0).

**ALL-TIME VS. MIAMI**

- Virginia is 15-12 all-time vs. Miami in the series that began in 1965-66.
- UVA has a six-game winning streak vs. Miami, including a three-game winning streak at Watsco Center.
- The Cavaliers are 4-7 against the Hurricanes in Coral Gables.
- Thirteen of the last 15 meetings between the teams have been decided by 10 points or less.
- UVA has limited Miami to 58 or fewer points in six of the last seven meetings.
- Head coach Tony Bennett is 12-6 all-time against Miami.

**LAST TIME VS. THE HURRICANES**

- Jayden Gardner scored 23 points and Kihei Clark added 17 as Virginia recorded a 74-71 win at Miami on Feb. 19, 2022.
- Kadin Shedrick added 13 points and career-high 13 rebounds for the Cavaliers.
- Kameron McGusty led Miami with 20 points and four steals.
- Virginia used a 23-4 run to gain a 53-44 second half lead and converted 19 of 25 free throws to complete its first two-game regular season sweep over the Hurricanes.
- Clark became the 50th Cavalier to reach 1,000 career points by scoring 14 points in the second half.

**VIRGINIA RANKED NO. 6 IN LATEST AP POLL**

- UVA is ranked No. 6 in the latest AP national poll and has been ranked in the top-6 for the past five weeks.
- UVA's No. 2 ranking was UVA's highest since spending the last four weeks at No. 2 in 2018-19.
- UVA returned to the top-5 for the first time on Nov. 21 since a No. 4-preseason ranking in 2020-21.
- Prior to this season, the Cavaliers' last top-5 ranking during the regular season was on Dec. 2, 2019.
- The Cavaliers were ranked No. 18 in the AP Preseason poll.
- UVA was ranked in the preseason AP top-25 for the fifth straight year and ninth in the last 10 seasons.

**LAST TIME OUT**

- Then-No. 2 Virginia (8-1) had its eight-game winning streak snapped as then-No. 5 Houston (11-1) knocked off the Cavaliers on their home court 69-61 at John Paul Jones Arena on Dec. 17.
- UVA started the game on a 9-0 run, but Houston gained a 21-19 advantage at 6:07 of the first half and never relinquished the lead.
- Kadin Shedrick led UVA in scoring with 16 points on 7-of-8 shooting and made both of his attempts at the line. Jayden Gardner (13 points, 4-8 FG, 6 rebounds) and Armaan Franklin (10 points, 3-6 FG, 6 rebounds) also scored in double figures for the Hoos.
- UVA shot 41.7 percent and converted just 6 of 22 3-pointers.
- Houston shot 49 percent and made 8 of 21 3-pointers.
- Jarace Walker led five Cougars in double figures with 17 points.

**HOO ARE THESE CAVALIERS?**

- UVA returns all five starters from last season's team, which finished 21-14, 12-8 in the ACC (sixth) and advanced to the NIT quarterfinals.
- We play defense, take quality shots, pass the basketball, limit turnovers and transition points, rebound and play more defense.
- The Cavaliers return 91.4 percent of its scoring from last season, most among all NCAA Division I teams (Portland 91.1%, Dayton 89.4% and Penn 88.5%).
- Returning starters Kihei Clark (11.3 ppg, 5.3 apg), Reece Beekman (9.3 ppg, 4.7 apg, 1.5 spg), Jayden Gardner (11.8 ppg, 6.3 rpg), Kadin Shedrick (9.9 ppg, 4.6 rpg, 1.9 bpg) and Armaan Franklin (10.9 ppg, 42.5% 3FG) have started all nine games for the Cavaliers.
- Transfer Ben Vander Plas (6.8 ppg, 3.9 rpg), freshmen Isaac McKneely (4.7 ppg, 38.7% 3FG) and Ryan Dunn (3.0 ppg, 2.4 rpg), Francisco Caffaro (2.7 ppg, 2.0 rpg) and Taine Murray (2.0 ppg) provide depth.
- Isaac Traudt and Leon Bond III are redshirting this season.

**SCORING SURGE**

- UVA is averaging 70.9 points per game, most since averaging 71.4 points in 2018-19.
- UVA scored 70 or more points in its first six games for the first time since 2003-04 (eight games).
- UVA has scored 62 or fewer points in the past three games.
- UVA scored at least 70 points in six straight games for the first time since December of 2014.
- UVA is 150-11 when scoring 70 or more points under Bennett.
- The Cavaliers are shooting 46.6 percent from the field, including 38 percent from 3-point range and 70.8 percent free throws.
- UVA shot 44.9 percent from the field, including 32.3 percent from 3-point range, last season.

**VIRGINIA'S PROBABLE STARTING LINEUP**

Pos.	No.	Player (Hometown)	Yr.	Ht.	Wt.	PPG	RPG	NOTES
G	0	Kihei Clark (Woodland Hills, Calif.)	Gr.	5-10	167	11.3	5.3(a)	1st all-time at UVA in minutes (4,548) & T-3rd in assists (587)
G	2	Reece Beekman (Baton Rouge, La.)	Jr.	6-3	190	9.3	4.7(a)	2nd double-double vs. Baylor (10p, 10a); 45% 3FG; 85.7% FT
G	4	Armaan Franklin (Indianapolis, Ind.)	Sr.	6-4	200	10.9	3.9	8th career 20-pt effort vs. Baylor; 42.5 3FG%; 21 PTS vs. NCCU
F	1	Jayden Gardner (Wake Forest, N.C.)	Gr.	6-6	233	11.8	6.3	3-time All-conference player; 41 20-point games (8 at UVA)
F	21	Kadin Shedrick (Holly Springs, N.C.)	R-Jr.	6-11	231	9.9	4.6	72.1% FG & 78.8 % FT; 2+ BLK in 25 games

**OFF THE BENCH**

F	5	Ben Vander Plas (Ripon, Wis.)	Gr.	6-8	236	6.8	3.9	Ohio transfer has 1,633 career points, 793 rebounds & 217 3's
G	11	Isaac McKneely (Poca, W.Va.)	Fr.	6-4	179	4.9	1.7	15 PTS (4-6 3FGs) vs. Monmouth; 9 PTS vs. UH; 38.7% 3FG
C	22	Francisco Caffaro (Sante Fe, Argentina)	R-Sr.	7-1	254	2.7	2.0	Had 10 PTS & 4 REB in 10 minutes vs. NCCU (11/7/22)
G	13	Ryan Dunn (Freeport, N.Y.)	Fr.	6-8	208	3.0	2.4	13 PTS, 6 REB, 3 BLK, 2 AST, 2 STL vs. Monmouth (11/11/22)
G	10	Taine Murray (Auckland, N.Z.)	So.	6-5	205	2.0	1.3	7 PTS vs. Monmouth (11/11/22); 8 of 23 3FGs in 2021-22

**VIRGINIA HEAD COACH TONY BENNETT**

- Dean and Markel Families Head Men's Basketball Coach Tony Bennett has a 324-118 (.733) mark in 14 seasons at UVA and 393-151 (.722) career mark in 17 seasons as a head coach.
- Bennett needs three wins to pass Terry Holland (326-173, 16 seasons) as the all-time winningest coach at UVA.
- Bennett needs seven wins to reach 400 career wins.
- Bennett has guided the Cavaliers to five ACC regular-season titles (2014, 2015, 2018, 2019 and 2021), two ACC Tournament titles (2014 and 2018) and one NCAA national championship (2019).
- The three-time National (2007, 2015 and 2018) and four-time ACC Coach of the Year (2014, 2015, 2018 and 2019) guided UVA to its 10th consecutive postseason berth in 2021-22.
- In 2018-19, Bennett led the Cavaliers to their first NCAA national championship, a share of their ninth ACC regular-season title and a school-record 35 wins.
- Bennett is the third coach in ACC men's basketball history to lead his program to 11-straight winning conference seasons, joining North Carolina's Dean Smith (33) and Duke's Mike Krzyzewski (13).
- He has led UVA to outright ACC regular-season and tournament championships in the same season two times (2014 and 2018).
- Bennett is the fifth coach in ACC history to win at least three outright ACC regular-season titles (Frank McGuire, Dean Smith, Mike Krzyzewski and Roy Williams).
- UVA is 162-70 (.704) in ACC play (91-25 at home & 71-45 away), 183-38 (.830) at home and 161-47 (.774) in non-conference action (90-10 at JPJ) under Bennett.
- Bennett ranks fifth all-time in winning percentage (.704) among ACC head coaches with 100 or more ACC wins.

**GRUMPY OLD MEN**

- UVA's roster includes sixth-year Ben Vander Plas, fifth-years Francisco Caffaro, Kihei Clark and Jayden Gardner, fourth-years Chase Coleman, Armaan Franklin and Kadin Shedrick, and third-year Reece Beekman.
- The average age of the Cavaliers is 20.8 years old.
- Gardner ranks first among active Division I players in career free throw attempts (744), second in free throws made (553), third in field goals made (770) and points (2,105), sixth in rebounds (985) and double-doubles (37), and 10th in field goals attempted (1,533).
- Clark ranks ninth among active DI players in assists (587), 15th in assist/turnover ratio (2.01) and 17th in games (137).
- Gardner (2,105 points), Vander Plas (1,633 points) and Clark (1,184 points) have played in a combined 393 career games.
- Clark needs two games, 16 starts and 97 assists to become the all-time leader at UVA in those categories.

**TEAM AND PLAYER NOTES**

- Kihei Clark is averaging 15.3 points and 5.5 assists over the past four games.
- Clark (4,548 minutes) needs 23 minutes to pass North Carolina's Marcus Paige (4,570 from 2013-16) for 11th on the ACC's Career Minutes Played list.
- Clark (1,184 points) needs 34 points to pass Jimmy Miller (1,218 from 1982-85) for 37th on UVA's all-time scoring list.
- Clark (579 assists) needs 12 assists to pass Jeff Jones (598 from 1979-82) for second on UVA's all-time assists list.
- Jayden Gardner (26), Armaan Franklin (26 & 21) have registered 20-point games this season.
- Gardner (12 points, 11 rebounds) registered his 37th career double-double vs. Michigan.
- Gardner has a six-game double figure scoring streak.
- Gardner needs 15 rebounds to reach 1,000 for his career.
- Kadin Shedrick has nine of his 17 blocked shots in the past three contests.
- Isaac McKneely drilled a pair of 3-pointers vs. Houston and has made at least one 3-pointer in seven games. McKneely is shooting 38.7 percent (12 of 31) from distance.

**OUR DEFENSE NEVER RESTS**

- UVA ranks 16th nationally in scoring defense at 59.1 ppg.
- The Cavaliers ranked eighth nationally in scoring defense in 2021-22 at 60.1 ppg.
- UVA has limited its opponents to 40.4 percent field goal shooting, including 34.8 percent from 3-point range.
- The Cavaliers have forced eight shot clock violations and have averaged 28 shot clock violations since 2019.
- UVA has outrebounded four opponents (NCCU, Monmouth, Illinois, UMES).
- In 2021-22, the Cavaliers limited their opponents to 42.5 percent shooting and 33.6 percent from 3-point range.
- Bennett-coached teams have led the nation in scoring defense seven times and finished in the top-five nationally 11 times.

**NATIONAL DEFENSIVE POINTS PER GAME**

**RANKINGS UNDER TONY BENNETT**

Year	School	Pts/Gm	Rank
2006-07	Washington State	59.5	17th
2007-08	Washington State	56.4	3rd
2008-09	Washington State	55.4	1st
2009-10	Virginia	63.6	54th
2010-11	Virginia	62.4	36th
2011-12	Virginia	54.2	2nd
2012-13	Virginia	55.6	5th
2013-14	Virginia	55.7	1st
2014-15	Virginia	51.5	1st
2015-16	Virginia	60.1	2nd
2016-17	Virginia	56.4	1st
2017-18	Virginia	54.0	1st
2018-19	Virginia	56.1	1st
2019-20	Virginia	52.4	1st
2020-21	Virginia	60.5	6th
2021-22	Virginia	60.1	6th
2022-23	Virginia	59.1	16th

**SUPER 70s AND AWESOME 80s**

- Virginia is 150-11 when scoring at least 70 or more points under Tony Bennett.
- UVA is 6-0 when scoring 70 or more points in 2022-23.
- Virginia is 46-1 all-time under when scoring 80 or more points under Bennett with their lone loss a 93-81 setback at North Carolina in 2012-13.
- Bennett was 4-0 when scoring 80+ points at Washington State.
- UVA scored 100 points against Marshall (2018-19) for the first time under Tony Bennett and added 97 points against Coppin State (2018-19).
- UVA is 4-0 all-time when scoring 90 or more under Bennett.

**BENNETT/VANDER PLAS CONNECTION**

- Ohio transfer Bennett (Ben) Vander Plas was named after Tony Bennett's father, Dick Bennett.
- Vander Plas' father Dean Vander Plas was a collegiate teammate of Tony Bennett for three seasons under Dick Bennett at UW-Green Bay from 1989-91.
- Vander Plas registered 17 points in Ohio's 62-58 win over Virginia in the first round of the 2021 NCAA Tournament.

**ABOUT THE 2022-23 SCHEDULE**

- Six of Virginia's opponents are ranked in the latest AP Top-25 poll (Houston, Baylor, Duke, Illinois, Virginia Tech and Miami).
- UVA is 2-0 vs. ranked foes (Baylor and Illinois).

**THERE'S NO PLACE LIKE HOME**

- Virginia is 221-54 (.804), including a 5-1 mark in 2022-23, in 17 seasons at John Paul Jones Arena.
- UVA was 10-1 at JPJ in 2020-21 and is 183-38 (.828), including a 148-23 (.865) mark the past 11 seasons.
- UVA is an ACC-leading 79-13 (.859) in league home games over the past 11 seasons. Duke is second at 78-14 (.848).
- UVA has won 10 or more home games for 13 straight years.

**WATCH ME NOW**

- Kihei Clark was named to Bob Cousy Award Top 20 Watch List for the fourth consecutive season.
- Jayden Gardner was named to Karl Malone Award Top 20 Watch List for the second consecutive season.
- Gardner was named to the Wooden Award Preseason Top-50 Watch List.

**MEET THE ROOKIES**

- The Cavaliers welcome freshmen Isaac McKneely (Mr. Basketball West Virginia), Isaac Traudt (Mr. Basketball Nebraska), Ryan Dunn (brother of MLB pitcher Justin Dunn) and Leon Bond III.

**LAND OF CHEESE**

- In addition to head coach Tony Bennett (Green Bay) and Director of Scouting Brad Soderberg (Stevens Point), UVA's roster includes Wisconsin natives Reece Beekman (Milwaukee), Leon Bond III (Wauwatosa) and Ben Vander Plas (Ripon).

**CAVALIERS INK BUCHANAN AND GERTRUDE TO NLI's**

- UVA signed Blake Buchanan (Coeur d'Alene, Idaho/Lake City), and Elijah Gertrude (Jersey City, N.J./Hudson Catholic Regional) to National Letters of Intent on Nov. 9.
- Buchanan is a 6-10, 215-pound skilled forward who averaged 13 points and eight rebounds during his junior season at Lake City High School.
- Buchanan is ranked No. 74 in the On3 rankings.
- Gertrude is a 6-4, 180-pound athletic guard, who averaged 14.3 points as a junior for Hudson Catholic Regional H.S.
- Gertrude is ranked No. 70 in the On3 rankings.



**TONY BENNETT**

**EDUCATION**  
College: Green Bay, 1992

**COACHING EXPERIENCE**

1999-00	Wisconsin (staff volunteer)
2000-01	Wisconsin (assistant coach)
2003-04	Washington State (assistant coach)
2004-06	Washington State (associate head coach)
2006-09	Washington State (head coach)
2009-	Virginia (head coach)

**THE BENNETT RECORD**

Year	School	Record (Conf)	Postseason
2006-07	Washington St.	26-8 (13-5)	NCAA 2nd Round
2007-08	Washington St.	26-9 (11-7)	NCAA Sweet 16
2008-09	Washington St.	17-16 (8-10)	NIT 1st Round
2009-10	Virginia	15-16 (5-11)	
2010-11	Virginia	16-15 (7-9)	
2011-12	Virginia	22-10 (9-7)	NCAA 2nd Round
2012-13	Virginia	23-12 (11-7)	NIT Quarterfinals
2013-14	Virginia	30-7 (16-2)	NCAA Sweet 16
2014-15	Virginia	30-4 (16-2)	NCAA Third Round
2015-16	Virginia	29-8 (13-5)	NCAA Elite Eight
2016-17	Virginia	23-11 (11-7)	NCAA 2nd Round
2017-18	Virginia	31-3 (17-1)	NCAA 1st Round
2018-19	Virginia	35-3 (16-2)	NCAA Champions
2019-20	Virginia	23-7 (15-5)	N/A
2020-21	Virginia	18-7 (13-4)	NCAA First Round
2021-22	Virginia	21-14 (12-8)	NIT Quarterfinals
2022-23	Virginia	8-1 (1-0)	
<b>Total</b>	<b>17 seasons</b>	<b>393-151</b>	
<b>Virginia</b>	<b>14 seasons</b>	<b>324-118</b>	

**BENNETT VS. 2022-23 OPPONENTS**

Opponent	Career	Virginia
UAlbany	0-0	0-0
Baylor	2-1	1-0
Boston College	10-4	10-4
UCLA	1-6	0-0
Clemson	14-4	14-4
Duke	5-13	5-13
Florida State	10-11	10-11
Georgia Tech	16-2	16-2
Houston	0-2	0-2
Illinois	1-0	1-0
JMU	4-1	4-1
Louisville	15-2	15-2
Maryland Eastern Shore	2-0	2-0
Miami	12-6	12-6
Michigan	2-0	2-0
Monmouth	2-0	2-0
North Carolina	12-10	12-9
NCCU	1-0	1-0
NC State	14-4	14-4
Northern Iowa	1-0	1-0
Notre Dame	12-2	11-2
Pitt	12-2	12-1
Syracuse	10-3	10-3
Virginia Tech	17-8	17-8
Wake Forest	10-5	10-5

**VIRGINIA IN THE POLLS**

Date	AP	Coaches
Preseason	18	18
Nov. 14	16	14
Nov. 21	5	6
Nov. 28	3	3
Dec. 5	3	3
Dec. 12	2	2
Dec. 19	6	--

**HOLDING FOES UNDER 50**

- UVA is 108-2, including a 2-0 mark in 2022-23, when limiting foes to fewer than 50 points during the Tony Bennett era.
- Bennett-coached teams are 133-3 when holding opponents to fewer than 50 points (25-1 in three years at Washington State).
- UVA is 27-0 when limiting opponents to fewer than 40 points under Bennett.

**UVA VS. RANKED OPPONENTS**

- UVA is 50-42 against ranked foes in the Tony Bennett era.
- UVA is 2-1 vs. ranked opponents in 2022-23.
- UVA's 11 ranked wins in 2018-19 marked a school record.
- UVA is 163-336 vs. ranked opponents since 1953-54.
- UVA is 1-31 all-time vs. No. 1-ranked opponents (86-73 win vs. No. 1 North Carolina on Jan. 30, 1986).

**REECE IN RARE COMPANY**

- Last season, Reece Beekman became the first ACC player since Grant Hill (1993-94) to register at least 175 assists, 50 steals and 25 blocks in a season.
- Beekman joined UNC's Ty Lawson (2008-09), NC State's Chris Corchiani (1988-89) and Sidney Lowe (1980-81 & 1982-83), and Wake Forest's Muggsy Bogues (1984-85) to lead the ACC in assists (5.2 apg), steals (2.1 spg) and assist-to-turnover ratio (3.62).

**GARDNER EARNS PRESEASON ALL-ACC HONORS**

- Jayden Gardner was named to the preseason All-ACC second team for the second consecutive season.
- Gardner landed on the All-ACC third team in 2021-22 after ranking seventh in the ACC in field goal percentage (50.1%) and free throw percentage (79.3%), 12th in scoring (15.3 ppg) and 17th in rebounding (6.4 rpg).

**VIRGINIA PICKED THIRD IN THE ACC**

- UVA was selected third in the 2022-23 ACC Preseason Poll.
- North Carolina is the preseason favorite, followed by Duke, Virginia, Miami and Florida State in the top five.
- ACC preseason voters selected Notre Dame sixth, followed by Virginia Tech, Syracuse, Wake Forest and NC State. Clemson was picked 11th, while Louisville, Boston College, Pittsburgh and Georgia Tech rounded out the voting.
- UVA was selected fourth in the 2021-22 preseason rankings and finished sixth in the standings.
- The Cavaliers have finished at or higher than their predicted finish in 12 of the last 14 seasons.

**2021-22 SEASON HIGHLIGHTS**

- Virginia finished the 2021-22 season with a 21-14 record and finished sixth in the ACC at 12-8.
- The Cavaliers earned their 14th NIT berth and 10th consecutive postseason berth.
- UVA won 21 or more games for the 10th time under head coach Tony Bennett.
- UVA won 12 or more ACC games for the fourth straight year.
- UVA advanced to the ACC Tournament quarterfinals.
- UVA finished with .500 or better road record (7-6) for the sixth straight year.
- UVA captured the Roman Legends Classic in Newark, N.J., defeating Georgia (65-55) and Providence (58-40).
- UVA posted three quad one wins (Providence, Duke & Miami).
- UVA added four quad two wins (@Syracuse, @Clemson, Virginia Tech and Miami).

**CAVALIERS IN THE NBA**

- Malcolm Brogdon (Indiana), Mamadi Diakite (Cleveland), Joe Harris (Brooklyn), Anthony Gill (Washington), Sam Hauser (Boston), De'Andre Hunter (Atlanta), Ty Jerome (Golden State), Braxton Key (Detroit) and Trey Murphy III (New Orleans) are former Cavaliers who are currently playing in the NBA.
- Diakite, Jerome and Key are on two-way contracts.
- In addition, Indiana head coach Rick Carlisle is a Virginia alum who led Dallas to an NBA title and helped the Cavaliers to an NCAA Final Four in 1984.

**ON THE HORIZON**

- No. 6 Virginia returns to action against UAlbany on Wednesday, Dec. 21. Tipoff at John Paul Jones Arena is set for 6 p.m. on ACC Network.

**RECORDS WATCH**

No.	Name	Career Assists
1.	John Crotty (1988-91)	683
2.	Jeff Jones (1979-82)	598
3.	Kihe Clark (2019-)	587
	Sean Singletary (2005-08)	587

No.	Name	Career Games
1.	London Perrantes (2014-17)	138
	Mike Tobey (2013-16)	138
3.	Kihe Clark (2019-)	137

No.	Name	Career Starts
1.	London Perrantes (2014-17)	132
2.	Joe Harris (2013-14)	128
	Ralph Sampson (1980-83)	128
	Bryant Stith (1989-92)	128
5.	Ted Jeffries (1990-93)	127
6.	Junior Burrough (1992-95)	125
7.	Sean Singletary (2005-08)	123
8.	Jeff Lamp (1978-81)	122
9.	Kihe Clark (2019-)	117

No.	Name	Career Minutes
1.	Kihe Clark (2019-)	4,548

No.	Name	Career Points
30.	Marc Iavaroni (1975-78)	1,244
31.	Tom Sheehey (1984-87)	1,241
32.	Billy Langloh (1974-77)	1,240
33.	Roger Mason, Jr. (2000-02)	1,231
34.	London Perrantes (2014-17)	1,225
35.	Anthony Gill (2014-16)	1,222
36.	Kenny Turner (1988-91)	1,220
37.	Jim Miller (1982-85)	1,218
38.	Kihe Clark (2019-)	1,184

No.	Name	Career Wins at UVA
1.	Terry Holland (1974-90)	326
2.	Tony Bennett (2009-)	324

**UVA'S RECORD UNDER TONY BENNETT WHEN..**

	All	2022-23
Leading at the half	253-31	4-0
Trailing at the half	61-81	4-1
Tied at the half	10-5	0-0
Playing Overtime	11-10	0-0
Shooting 50% or better	126-11	4-0
Shooting between 40-49.9%	155-44	3-1
Shooting less than 40%	43-63	1-0
Opponents shoot 50% or better	25-32	1-0
Opponents shoot less than 50%	297-86	5-1
UVA outrebounds its opponent	227-37	4-0
Opponent outrebounds UVA	88-78	4-1
Teams are tied in rebounds	9-3	0-0
UVA has 10 or more steals	26-5	1-0
UVA shoots 70% FT or better	203-64	5-1
UVA shoots less than 70% FT	121-55	3-0
Scoring less than 50 points	10-19	0-0
Scoring 50-59 points	47-47	1-0
Scoring 60-69 points	117-40	1-1
Scoring 70-79 points	108-10	4-0
Scoring 80-89 points	38-1	2-0
Scoring more than 90 points	4-0	0-0
Allowing fewer than 50 points	108-2	2-0
Allowing fewer than 40 points	27-0	0-0
Playing in John Paul Jones Arena	183-38	5-1
Playing on the road	86-57	1-0
Playing on a neutral court	55-23	2-0
Game decided by 1-4 points	49-47	1-0
Game decided by 5-10 points	77-31	3-1
Game decided by 11+ points	196-40	3-0
Playing at night	223-81	6-0
Playing in the afternoon	101-37	2-1
Playing on Monday	32-15	1-0
Playing on Tuesday	53-12	2-0
Playing on Wednesday	54-16	0-0
Playing on Thursday	21-10	0-0
Playing on Friday	36-11	3-0
Playing on Saturday	90-44	1-1
Playing on Sunday	37-10	1-0
Playing in November	78-15	6-0
Playing in December	56-16	2-1
Playing in January	76-28	0-0
Playing in February	64-34	0-0
Playing in March	48-25	0-0
Playing in April	2-0	0-0

**CAVALIERS IN THE PROS**

- Justin Anderson** (2013-15), Fort Wayne (G League)
- Darion Atkins** (2012-15), Trento (Italian Serie A)
- Malcolm Brogdon** (2012-16), Boston (NBA)
- Mamadi Diakite** (2016-20), Cleveland (NBA/G League)
- Anthony Gill** (2014-16), Washington (NBA)
- Kyle Guy** (2017-19), Joventut (Liga ACB)
- Devon Hall** (2015-18), Milano (Italian Serie A)
- Joe Harris** (2011-14), Brooklyn (NBA)
- Sam Hauser** (2021), Boston (NBA)
- De'Andre Hunter** (2017-19), Atlanta (NBA)
- Ty Jerome** (2017-19), Golden State (NBA)
- Braxton Key** (2019-20), Motor City (G League), Detroit (NBA)
- Sylvan Landesberg** (2009-10), Shandong-Heroes (CBA)
- Jerome Meyinsse** (2007-10), Ironi Hai (Israel Winner)
- Laurynas Mikalauskas** (2006-08), Telsiai (Lithuanian NKL)
- Akil Mitchell** (2011-14), AEK Athens (Greek GBL)
- Trey Murphy III** (2021), New Orleans (NBA)
- London Perrantes** (2014-17), Hapoel Galil Gilboa (Israeli Winner)
- Jack Salt** (2016-19), Taylor (New Zealand NBL)
- Mike Scott** (2008-12), Sluc Nancy Basket Pro (French ProA)
- Kody Stattmann** (2019-22), Brisbane (Australian NBL)
- Mike Tobey** (2013-16), Barcelona (Liga ACB)
- Tomas Woldetensae** (2020-21), Varese (Italian Serie A2)

GAME 1 - NO. 18 VIRGINIA 73, NCCU 61



Official Basketball Box Score - Final  
**N.C. Central at Virginia**  
 11/07/22 John Paul Jones Arena, Charlottesville  
 2022-23 Men's Basketball

Game Time: 9:00 PM  
 Game Duration: 1:58  
 Attendance: 13,328

Officials: Roger Ayers, Anthony Franklin, Scott Arbogast

N.C. Central - 61

Record: 0-1

NO. Name	Min	FG M-A	3P M-A	FT M-A	Rebounds OR DR TOT	Fouls PF FD	TP	AS	TO	ST	Blocks BS BA	+/-
2 Kris Monroe	F 23:52	0-7	0-4	0-0	2 2 4	0	0	2	0	0	0	-10
35 Brendan Medley-Bacon	C 25:48	2-5	0-0	2-3	1 5 6	3 2	6	1	0	0	1	0
5 Justin Wright	G 32:16	7-13	3-3	3-4	2 1 3	2 3	20	1	2	2	0	-5
11 Marque Maulsby	G 13:49	1-3	1-2	0-0	0 2 2	4 0	3	1	1	0	0	-2
21 Eric Boone	G 36:47	7-9	1-1	3-5	1 3 4	2 6	18	3	3	3	0	-7
52 Devin Butts	G 19:37	2-6	2-5	0-0	0 1 1	4 0	6	0	0	0	0	-9
44 Dan Oladapo	20:01	0-3	0-0	1-2	1 2 3	2 1	1	0	0	0	0	-7
0 Fred Cleveland Jr.	03:13	0-1	0-1	0-0	0 0 0	0 0	0	1	0	0	0	-5
10 Devin Gordon	18:25	2-5	1-3	0-0	1 0 1	2 0	5	0	0	1	3	-4
23 Cameron Butler	04:23	1-1	0-0	0-0	1 0 1	2 0	2	1	0	0	0	-1
1 Ja'Darius Harris	01:49	0-0	0-0	0-0	0 0 0	0 0	0	0	0	0	0	-4
Team					1 3 4	0	0	0	0	0	0	
<b>Totals</b>		22-53	8-19	9-14	8 19 27	25 12	61	8	8	6	4	4

Technical Fouls: NONE

Virginia - 73

Record: 1-0

NO. Name	Min	FG M-A	3P M-A	FT M-A	Rebounds OR DR TOT	Fouls PF FD	TP	AS	TO	ST	Blocks BS BA	+/-
1 Jayden Gardner	F 19:41	0-4	0-0	3-5	4 5 9	0 4	3	0	0	0	1	-1
21 Kadin Shedrick	F 27:15	3-6	0-1	4-4	2 5 7	3 4	10	2	2	2	1	8
0 Kihel Clark	G 34:08	3-9	2-6	1-4	0 2 2	1 4	9	5	2	0	0	11
2 Reece Beekman	G 26:05	3-7	2-3	2-2	0 3 3	3 2	10	5	4	1	0	9
4 Armaan Franklin	G 34:52	5-9	4-7	7-8	1 3 4	1 7	21	1	0	0	0	10
11 Isaac McKneely	22:42	1-4	1-4	0-0	0 1 1	1 0	3	0	1	0	0	0
5 Ben Vander Plas	22:52	2-5	2-4	1-2	0 4 4	1 1	7	2	0	1	1	4
22 Francisco Caffaro	10:12	3-3	0-0	4-5	1 3 4	2 3	10	1	0	0	0	7
10 Taine Murray	02:13	0-0	0-0	0-0	0 1 1	0 0	0	0	0	0	0	2
Team					2 0 2	0	0	1	0	0	0	
<b>Totals</b>		20-47	11-25	22-30	10 27 37	12 25	73	16	8	4	4	12

Technical Fouls: NONE

	NCC	UVA
Biggest lead	2 (1 <sup>st</sup> 19:04)	16 (1 <sup>st</sup> 7:08)
Best Scoring Run	12 (2 <sup>nd</sup> 14:21)	10 (2 <sup>nd</sup> 10:10)
Lead Changes	3	0
Times Tied	0	0
Time with Lead	01:56	37:08

Points from	NCC	UVA
Turnovers	10	6
Paint	20	18
Second Chance	6	10
Fast Breaks	9	10
Bench	14	20

Period by Period Scoring	1st	2nd	TOT
NCC	30	31	61
UVA	38	35	73

Shooting By Period

1<sup>st</sup> FG% 9:22 40.9%  
 3PT% 6:12 50.0%  
 FT% 14:16 87.5%

2<sup>nd</sup> FG% 11:25 44.0%  
 3PT% 5:13 38.5%  
 FT% 8:14 87.1%

GM FG% 20:47 42.6%  
 3PT% 11:25 44.0%  
 FT% 22:30 73.3%

Dead Ball Rebounds: 6, 0

GAME 2 - NO. 18 VIRGINIA 89, MONMOUTH 42



Official Basketball Box Score - Final  
**Monmouth at Virginia**  
 11/11/22 John Paul Jones Arena, Charlottesville  
 #18 Virginia vs Monmouth Men's Basketball

Game Time: 9:00 PM  
 Game Duration: 1:54  
 Attendance: 13,487

Officials: Ted Valentine, Jeffrey Clark, Justin Porterfield

Monmouth - 42

Record: 0-2

NO. Name	Min	FG M-A	3P M-A	FT M-A	Rebounds OR DR TOT	Fouls PF FD	TP	AS	TO	ST	Blocks BS BA	+/-
5 Myles Foster	F 17:33	5-7	0-0	0-1	2 2 4	4 3	10	0	3	0	0	-12
35 Klemen Vuga	F 25:51	1-3	0-0	0-0	0 3 3	0 1	2	0	3	1	0	-30
13 Jack Collins	G 18:00	2-5	1-4	0-0	1 0 1	3 1	5	1	2	0	0	-20
20 Tahron Allen	G 26:25	2-7	0-1	1-5	1 3 4	2 4	5	5	1	2	0	-25
24 Myles Ruth	G 21:02	2-6	0-0	4-4	0 1 1	2 3	8	0	1	1	0	-2
14 Jack Holmstrom	24:26	1-4	1-2	0-0	1 1 2	1 1	3	0	0	0	0	-32
33 Amaan Sandhu	21:18	0-1	0-1	1-2	0 0 0	3 1	2	1	1	3	0	-0
3 Jakari Spence	18:58	0-1	0-1	1-2	1 1 2	4 2	1	2	0	0	0	-26
4 Andrew Ball	13:05	1-3	1-2	0-0	0 2 2	0 1	3	0	2	0	0	-24
1 Jayden Doyle	13:22	2-4	0-0	0-1	0 1 1	2 1 4	0	2	1	0	1	-8
Team					0 1 1	0	0	3	0	0	0	
<b>Totals</b>		16-41	3-11	7-15	6 15 21	21 20	42	5	21	3	0	-47

Technical Fouls: NONE

Virginia - 89

Record: 2-0

NO. Name	Min	FG M-A	3P M-A	FT M-A	Rebounds OR DR TOT	Fouls PF FD	TP	AS	TO	ST	Blocks BS BA	+/-
1 Jayden Gardner	F 15:46	3-7	0-0	3-4	3 2 5	4 2	9	1	0	0	0	7
21 Kadin Shedrick	F 20:54	2-4	0-0	5-6	2 5 7	2 6	9	0	1	3	1	0
0 Kihel Clark	G 20:26	3-4	2-3	0-0	1 0 1	1 2	8	7	0	2	0	32
2 Reece Beekman	G 21:27	2-7	1-4	2-2	1 1 2	2 1	7	6	1	2	2	0
4 Armaan Franklin	G 18:22	3-6	2-4	0-0	0 3 3	3 1	8	0	2	0	0	18
11 Isaac McKneely	27:36	5-8	4-6	1-3	0 2 2	0 1	15	1	0	0	0	35
5 Ben Vander Plas	19:11	3-4	2-3	2-3	0 3 3	1 3	10	3	0	0	1	36
13 Ryan Dunn	26:42	5-6	1-1	2-4	1 5 6	3 3	13	2	0	2	3	0
10 Taine Murray	16:04	3-6	1-3	0-0	0 0 0	2 0	7	1	0	0	0	15
12 Chase Coleman	08:30	0-1	0-1	0-0	0 0 0	1 1	0	2	1	0	0	8
24 Tristan How	05:02	1-1	0-0	1-2	1 2 3	1 1	3	0	0	0	0	3
Team					2 1 3	0	0	1	0	0	0	
<b>Totals</b>		30-54	13-25	16-25	11 24 35	20 21	89	23	6	9	8	47

Technical Fouls: NONE

	MON	UVA
Biggest lead	4 (1 <sup>st</sup> 18:47)	47 (2 <sup>nd</sup> 1:02)
Best Scoring Run	4 (1 <sup>st</sup> 18:47)	17 (2 <sup>nd</sup> 11:43)
Lead Changes	2	1
Times Tied	1	0
Time with Lead	06:13	32:33

Points from	MON	UVA
Turnovers	2	35
Paint	24	32
Second Chance	2	15
Fast Breaks	2	12
Bench	12	48

Period by Period Scoring	1st	2nd	TOT
MON	21	21	42
UVA	42	47	89

GAME 3 - NO. 16 VIRGINIA 86, NO. 5 BAYLOR 79



Official Basketball Box Score - Final  
**Virginia at Baylor**  
 11/19/22 T-Mobile Arena, Las Vegas  
 2022-23 Men's Basketball

Game Time: 4:00 PM  
 Game Duration: 2:19

Officials: Ray Naili, Bert Smith, Greg Nixon

Virginia - 86

Record: 3-0

NO. Name	Min	FG M-A	3P M-A	FT M-A	Rebounds OR DR TOT	Fouls PF FD	TP	AS	TO	ST	Blocks BS BA	+/-
1 Jayden Gardner	F 17:12	1-4	0-0	5-7	0 3 3	2 4	7	2	2	1	0	3
21 Kadin Shedrick	F 32:16	6-6	0-0	5-7	0 3 3	5 5	17	1	2	2	2	-2
0 Kihel Clark	G 35:23	3-8	1-2	0-0	0 4 4	0 2	7	3	3	0	0	-7
2 Reece Beekman	G 33:32	2-6	2-2	4-4	0 1 1	1 3	10	10	3	1	1	5
4 Armaan Franklin	G 33:26	7-12	3-6	9-10	1 3 4	2 5	26	1	1	3	0	14
5 Ben Vander Plas	24:06	4-5	2-3	4-6	0 2 2	1 4	14	1	1	1	0	8
11 Isaac McKneely	11:13	0-1	0-0	0-0	0 0 0	1 0	0	2	0	0	0	14
22 Francisco Caffaro	06:18	1-1	0-0	0-0	2 0 2	2 0	2	0	0	0	0	9
13 Ryan Dunn	06:34	1-2	1-1	0-1	0 0 0	1 1	3	0	0	0	0	3
Team					5 3 8	0	0	2	0	0	0	
<b>Totals</b>		25-45	9-14	27-35	8 19 27	15 24	86	20	14	8	3	27

Technical Fouls: Franklin 2<sup>nd</sup> 12:08

Baylor - 79

Record: 3-1

NO. Name	Min	FG M-A	3P M-A	FT M-A	Rebounds OR DR TOT	Fouls PF FD	TP	AS	TO	ST	Blocks BS BA	+/-
0 Flo Thamba	F 26:47	3-3	0-0	0-0	1 4 5	3 2	6	2	1	1	0	-3
11 Jalen Bridges	F 22:13	0-5	0-3	2-2	1 1 2	2 1	2	0	1	1	1	-2
1 Keyonte George	G 27:26	6-15	3-6	5-5	0 0 0	5 5	20	2	5	2	0	1
4 LJ Cryer	G 31:12	8-12	3-5	0-0	0 0 0	1 1	19	4	0	0	0	2
10 Adam Flagler	G 37:09	5-14	4-8	1-1	0 2 2	2 0	15	7	3	2	0	-1
3 Dale Bonner	22:50	1-3	0-2	2-2	1 3 4	5 2	4	0	2	0	1	-7
15 Josh Ojarwuna	09:00	1-1	0-0	0-0	1 2 3	1 1	2	0	0	0	0	-10
33 Caleb Lohner	19:44	4-4	1-1	2-4	3 2 5	3 3	11	0	0	1	0	-3
13 Langston Love	03:39	0-1	0-1	0-0	0 0 0	2 0	0	0	0	0	0	1

GAME 5 - NO. 5 VIRGINIA 72, MARYLAND EASTERN SHORE 45



Official Basketball Box Score - Final  
**UMES at Virginia**  
 11/25/22 John Paul Jones Arena, Charlottesville  
 No. 5 Virginia vs Maryland-Eastern Shore Men's Basketball  
 Officials: Brian O'Connell, Tommy Morrissey, Dwayne Gladden  
 Game Time: 6:00 PM  
 Game Duration: 1:42  
 Attendance: 13,882

UMES - 45		Record: 2-4													
NO.	Name	Min	FG	3P	FT	Rebounds	Fouls	TP	AS	TO	ST	Blocks	BS	BA	+/
			M-A	M-A	M-A	OR DR TOT	PF FD					BS	BA		
12	Nathaniel Pollard, Jr.	F 24:38	3-7	0-0	3-3	2 4 6	3 3	9	1	1	1	0	1	0	-13
0	Ahamadou Fofana	G 23:22	4-9	0-0	0-0	0 0 0	3 0	8	0	2	0	0	0	0	-10
2	Chace Davis	G 31:09	2-7	0-2	1-2	1 2 2	1 0	2	3	5	1	1	0	0	-22
3	Zion Styles	G 23:13	5-12	1-2	0-0	2 2 4	3 2	11	0	2	1	0	2	0	-18
5	Da'Shawn Phillip	G 25:47	2-8	0-4	0-0	1 4 5	0 2	4	2	1	1	1	2	0	-28
1	Donchevell Nugent	19:39	1-3	1-2	0-0	1 5 6	1 0	3	1	4	0	0	0	0	-3
11	Kohen Thompson	19:53	1-2	1-2	0-0	2 2 3	0 3	1	1	1	0	0	0	0	-4
15	Glen Anderson	14:08	0-3	0-2	0-0	0 2 2	0 0	0	0	1	2	0	0	0	-15
24	Troy Hupstead	09:28	1-3	0-1	0-0	0 0 0	1 0	2	0	0	0	1	0	0	-5
10	Dionte Johnson	04:28	0-1	0-1	0-0	0 0 0	0 1	0	1	0	0	0	0	0	1
13	Victory Naboya	02:48	0-0	0-0	0-0	0 0 0	0 0	0	0	0	0	0	0	0	-4
23	Toby Nadozie	01:27	0-0	0-0	0-0	0 0 0	0 0	0	0	0	0	0	0	0	-4
Team						1 1 2					0				
Totals			19-55	3-18	4-5	8 21 29	16 11	45	7	15	5	2	5	2	-27

Shooting By Period		
1 <sup>st</sup> FG%	10-27	37.0%
3PT%	1-9	11.1%
FT%	1-1	100%
2 <sup>nd</sup> FG%	9-28	32.1%
3PT%	2-9	22.2%
FT%	3-4	75%
GM FG%	19-55	34.5%
3PT%	3-18	16.7%
FT%	4-5	80.0%

Dead Ball Rebounds: 3 0

Virginia - 72		Record: 5-0													
NO.	Name	Min	FG	3P	FT	Rebounds	Fouls	TP	AS	TO	ST	Blocks	BS	BA	+/
			M-A	M-A	M-A	OR DR TOT	PF FD					BS	BA		
1	Jayden Gardner	F 25:01	12-15	0-0	2-5	0 3 3	2 3	26	0	0	0	0	0	0	-3
1	Kadin Shedrick	F 17:01	4-4	0-0	5-5	3 0 3	0 4	13	1	1	3	2	0	0	24
0	Kihei Clark	G 31:01	1-4	0-1	3-3	0 0 2	1 2	5	8	2	2	1	1	1	15
2	Reece Beekman	G 28:08	3-5	1-1	2-2	0 5 5	0 2	9	2	2	4	1	0	0	27
4	Armaan Franklin	G 27:21	2-6	1-4	0-0	0 4 4	0 0	5	3	0	0	0	0	0	27
5	Ben Vander Plas	19:07	1-3	0-0	0-1	3 4 7	3 3	2	2	0	1	0	0	0	4
11	Isaac McKneely	11:59	2-6	2-4	0-0	1 3 2	2 0	6	0	1	0	0	0	0	9
22	Francisco Caffaro	11:53	1-1	0-0	0-0	1 1 2	1 1	2	0	1	0	0	0	0	9
13	Ryan Dunn	11:43	0-2	0-1	0-0	0 0 0	0 0	0	0	1	0	1	0	0	-2
10	Taine Murray	12:04	0-3	0-3	1-2	0 4 4	2 1	1	1	0	0	0	0	0	6
12	Chase Coleman	04:42	1-2	1-1	0-0	0 0 0	0 0	3	1	1	0	0	0	0	6
Team						0 0 0					0				1
Totals			27-51	5-15	13-18	7 26 33	11 16	72	18	10	10	5	2	27	

Shooting By Period		
1 <sup>st</sup> FG%	15-25	60.0%
3PT%	2-5	40.0%
FT%	8-10	80%
2 <sup>nd</sup> FG%	12-26	46.2%
3PT%	3-10	30.0%
FT%	5-8	62.5%
GM FG%	27-51	52.9%
3PT%	5-15	33.3%
FT%	13-18	72.2%

Dead Ball Rebounds: 1 0

Points from		MES		UVA	
Turnovers	6	20			
Paint	22	40			
Second Chance	4	10			
Fast Breaks	5	11			
Bench	8	14			

GAME 6 - NO. 3 VIRGINIA 70, MICHIGAN 68



Official Basketball Box Score - Final  
**Virginia at Michigan**  
 11/29/22 Crisler Center, Ann Arbor  
 2022-23 Men's Basketball  
 Game Time: 9:30 PM  
 Game Duration: 2:04  
 Attendance: 12,200  
 Officials:

Virginia - 70		Record: 6-0													
NO.	Name	Min	FG	3P	FT	Rebounds	Fouls	TP	AS	TO	ST	Blocks	BS	BA	+/
			M-A	M-A	M-A	OR DR TOT	PF FD					BS	BA		
1	Jayden Gardner	F 33:07	6-15	0-0	0-0	3 8 11	1 0	12	2	1	3	0	3	0	13
21	Kadin Shedrick	F 22:14	5-6	1-1	1-3	0 1 1	5 3	12	0	0	2	0	0	0	10
0	Kihei Clark	G 38:02	4-9	1-2	7-8	0 2 2	1 1	5	16	4	1	1	0	0	28
2	Reece Beekman	G 38:06	7-10	1-1	3-4	1 3 4	1 3	18	5	1	1	0	0	0	22
4	Armaan Franklin	G 25:58	1-6	0-2	0-2	0 4 4	2 1	2	0	0	0	0	0	0	28
5	Ben Vander Plas	24:23	4-5	1-1	1-2	0 0 0	0 0	1	3	1	0	0	0	0	-10
11	Isaac McKneely	09:39	0-1	0-1	0-0	0 0 0	0 0	0	0	0	0	0	0	0	-14
22	Francisco Caffaro	03:57	0-1	0-0	0-0	0 0 0	0 0	0	0	0	0	0	0	0	-4
13	Ryan Dunn	04:34	0-0	0-0	0-0	0 1 1	0 0	0	0	0	0	0	0	0	-3
Team						2 0 2					0				
Totals			27-53	4-8	12-19	6 19 25	15 15	70	12	7	7	0	9	2	

Michigan - 68		Record: 5-2													
NO.	Name	Min	FG	3P	FT	Rebounds	Fouls	TP	AS	TO	ST	Blocks	BS	BA	+/
			M-A	M-A	M-A	OR DR TOT	PF FD					BS	BA		
5	Terrance Williams II	F 29:57	3-6	1-4	1-2	1 6 7	2 2	8	1	2	0	0	0	0	-3
1	Hunter Dickinson	C 35:03	9-17	0-1	5-6	2 5 7	3 8	23	2	4	1	5	0	0	0
2	Kobe Bufkin	G 35:01	4-8	1-3	2-2	0 4 4	1 2	11	2	1	1	2	0	0	-1
3	Jaelin Llewellyn	G 30:55	2-4	2-3	0-0	0 1 1	4 1	6	2	1	1	0	0	0	-2
13	Jett Howard	G 36:07	6-11	3-7	0-0	1 2 3	2 0	15	2	0	0	1	0	0	6
0	Dug McDaniel	09:05	0-0	0-0	0-0	0 1 1	2 1	0	0	2	0	0	0	0	0
25	Jace Howard	08:27	0-1	0-0	0-0	0 0 0	0 0	0	0	1	1	0	0	0	1
32	Tarris Reed Jr.	04:57	1-1	0-0	0-0	1 1 2	0 1	2	0	0	0	0	0	0	-2
15	Joey Baker	10:28	1-1	1-1	0-0	0 3 3	2 0	3	0	0	0	0	0	0	-9
Team						0 1 1					0				0
Totals			26-49	8-19	8-10	5 24 29	16 15	68	10	12	3	9	0	-2	

Points from		Virg		Mich	
Turnovers	12	8			
Paint	44	24			
Second Chance	2	9			
Fast Breaks	0	2			
Bench	10	5			

GAME 7 - NO. 3 VIRGINIA 62, FLORIDA STATE 57



Official Basketball Box Score - Final  
**Florida St. at Virginia**  
 12/03/22 John Paul Jones Arena, Charlottesville  
 No. 3 Virginia vs Florida State Men's Basketball  
 Officials: Ron Groover, Doug Simons, Clarence Armstrong  
 Game Time: 2:00 PM  
 Game Duration: 2:08  
 Attendance: 14,280

Florida St. - 57		Record: 1-9 (0-1)													
NO.	Name	Min	FG	3P	FT	Rebounds	Fouls	TP	AS	TO	ST	Blocks	BS	BA	+/
			M-A	M-A	M-A	OR DR TOT	PF FD					BS	BA		
21	Cam'Ron Fletcher	F 26:02	1-7	0-2	0-0	2 5 7	2 1	2	1	1	1	2	0	0	-8
24	Naheem McLeod	C 11:14	1-5	0-0	0-0	0 2 2	4 0	2	0	2	0	0	0	0	-8
4	Caleb Mills	G 27:35	2-8	0-2	3-3	0 2 2	1 4	7	4	2	0	1	4	0	-11
22	Darin Green Jr.	G 33:06	6-13	3-5	2-2	1 3 4	1 5	17	2	1	1	1	0	0	-6
35	Matthew Cleveland	G 36:12	5-11	0-1	1-1	4 6 10	1 1	11	1	1	1	0	0	0	-9
3	Cameron Corhen	27:30	2-9	0-1	1-1	2 1 3	3 3	5	0	2	0	0	0	0	1
1	Jalen Warley	20:03	2-4	1-1	2-2	1 3 4	5 2	7	3	3	1	0	0	0	6
12	Tom House	12:38	2-6	2-5	0-0	2 2 0	1 0	6	0	0	0	0	0	0	3
0	Chandler Jackson	05:40	0-1	0-1	0-0	0 0 0	2 0	0	1	0	0	0	0	0	-1
Team						4 2 6					0				1
Totals			21-64	6-18	9-9	16 24 40	19 17	57	12	13	4	4	10	5	

Shooting By Period		
1 <sup>st</sup> FG%	7-28	25.0%
3PT%	3-9	33.3%
FT%	5-5	100%
2 <sup>nd</sup> FG%	14-36	38.9%
3PT%	3-9	33.3%
FT%	4-4	100%
GM FG%	21-64	32.8%
3PT%	6-18	33.3%
FT%	9-9	100.0%

Dead Ball Rebounds: 1 0

GAME 9 - NO. 5 HOUSTON 69, NO. 2 VIRGINIA 61

GAME 10 - NO. 6 VIRGINIA AT NO. 22 MIAMI



Official Basketball Box Score - Final  
**Houston at Virginia**  
 12/17/22 John Paul Jones Arena, Charlottesville  
 No. 2 Virginia vs No. 5 Houston Men's Basketball  
 Game Time: 2:00 PM  
 Game Duration: 1:56  
 Attendance: 14,629  
 Officials: Ron Groover, Pat Driscoll, Brent Hampton

Houston - 69													Record: 11-1														
NO.	Name	Min	FG	3P	FT	Rebounds	Fouls	TP	AS	TO	ST	Blocks	+/-	Shooting By Period													
			M-A	M-A	M-A	OR DR TOT	PF FD					BS BA		1st	2nd	3rd											
13	J'Wan Roberts	F 21:51	5-7	0-0	0-0	1 5 6	3 0	10	1	1	0	0 0	-6	1st FG%	13-27	48.1%											
25	Jarace Walker	F 38:13	6-11	2-3	3-3	2 5 7	3 2	17	4	1	1	1 1	10	3PT%	3-11	27.3%											
0	Marcus Sasser	G 38:53	4-14	3-10	2-3	0 0 0	1 4	13	3	0	3	0 1	5	FT%	1-1	100%											
1	Jamal Shead	G 34:47	5-9	1-4	0-0	0 3 3	3 2	11	4	2	0	0 0	6	2nd FG%	12-24	50.0%											
12	Tramon Mark	G 36:54	3-6	2-2	5-6	1 5 6	0 4	13	3	1	0	0 1	7	3PT%	5-10	50.0%											
5	Ja'Vier Francis	03:38	1-1	0-0	1-1	0 0 0	1 1	3	0	0	0	0 0	1	FT%	10-12	83.3%											
21	Emanuel Sharp	09:26	0-2	0-0	0-0	0 1 1	1 0	0	0	1	0	0 0	6	GM FG%	25-51	49.0%											
32	Reggie Chaney	16:18	1-1	0-0	0-0	3 2 5	5 0	2	2	1	0	2 0	11	3PT%	8-21	38.1%											
														FT%	11-13	84.6%											
Team													Dead Ball Rebounds: 1.0														
Totals													25-51	8-21	11-13	7	23	30	17	13	69	17	8	4	3	3	8

Virginia - 61													Record: 8-1														
NO.	Name	Min	FG	3P	FT	Rebounds	Fouls	TP	AS	TO	ST	Blocks	+/-	Shooting By Period													
			M-A	M-A	M-A	OR DR TOT	PF FD					BS BA		1st	2nd	3rd											
1	Jayden Gardner	F 33:17	4-8	0-0	5-6	2 4 6	0 3	13	0	0	0	1 0	-11	1st FG%	9-22	40.9%											
21	Kadin Shedrick	F 28:49	7-8	0-0	2-2	2 1 3	3 2	16	1	1	0	1 0	4	3PT%	4-13	30.8%											
0	Kihel Clark	G 35:18	2-8	1-5	4-4	0 2 2	4 2	9	8	2	1	0 1	-2	FT%	4-4	100%											
2	Reece Beekman	G 33:33	1-5	1-3	1-2	1 2 3	4 3	4	5	3	1	1 1	-4	2nd FG%	11-26	42.3%											
4	Armaan Franklin	G 24:10	3-6	2-3	2-2	0 6 6	1 5	10	0	1	0	0 0	-9	3PT%	2-9	22.2%											
5	Ben Vander Plas	16:59	0-7	0-6	0-0	0 0 0	0 1	0	1	1	0	0 1	-9	FT%	11-13	84.6%											
11	Isaac McKneely	24:46	3-6	2-5	1-1	0 2 2	1 1	9	0	0	0	0 0	-2	GM FG%	20-48	41.7%											
13	Ryan Dunn	03:08	0-0	0-0	0-0	0 1 1	0 0	0	0	0	0	0 0	-7	3PT%	6-22	27.3%											
														FT%	15-17	88.2%											
Team													Dead Ball Rebounds: 1.0														
Totals													20-48	6-22	15-17	6	20	26	13	17	61	15	10	2	3	3	-8

	HOU	UVA	Points from	HOU	UVA	Period by Period Scoring			
Biggest lead	11 (2nd 14:37)	9 (1st 16:27)	Turnovers	9	12	1st	2nd	TOT	
Best Scoring Run	9 (1st 8:25)	9 (1st 16:27)	Paint	26	26	HOU	30	39	69
Lead Changes	3		Second Chance	6	9	UVA	26	35	61
Times Tied	1		Fast Breaks	5	2				
Time with Lead	27:24	11:25	Bench	5	9				

GAME 11 - NO. 2 VIRGINIA VS. UALBANY

GAME 12 - NO. 2 VIRGINIA AT GEORGIA TECH

# THE LAST TIME

## VIRGINIA INDIVIDUALS

- **Scored 30 points:** Kyle Guy vs. Marshall (12/31/18)
- **Scored 40 points:** Sean Singletary (41) at Miami (3/1/08)
- **Two players with 20 points:** Jay Huff (21) and Sam Hauser (21) vs. Syracuse (1/25/21)
- **Three players with 20 points:** Chris Williams (27), Roger Mason, Jr. (22) and Donald Hand (20) vs. Duke (1/5/00)
- **Four players with 20 points:** Chris Williams (23), Donald Hand (22), Adam Hall (21) and Travis Watson (20) vs. Georgetown (3/15/00)
- **A player with back-to-back 25-point games:** Joe Harris, 26 vs. Virginia Tech (2/12/13), 27 at North Carolina (2/16/13)
- **One player scored in double figures:** Jayden Gardner (17) vs. North Carolina (3/10/22)
- **No players scored in double figures:** vs. Florida (3/18/17)
- **Five players scored in double figures:** Reece Beekman (18), Kihei Clark (16), Jayden Gardner (12), Kadin Shedrick (12) and Ben Vander Plas (10) at Michigan (11/29/22)
- **Six players scored in double figures:** Sean Singletary (27), Adrian Joseph (13), Jamil Tucker (13), Mamadi Diane (12), Calvin Baker (11) and Laurynas Mikaluskas (11) vs. Maryland (3/9/08)
- **Seven players scored in double figures:** Cornel Parker (20), Junior Burrough (15), Ted Jeffries (14), Cory Alexander (13), Jason Williford (12), Yuri Barnes (11) and Doug Smith (11) vs. Clemson (1/13/93)
- **Had 15 rebounds:** Mike Tobey (16) vs. Tennessee State (11/25/14)
- **Had 20 rebounds:** Mike Tobey (20) vs. Louisville (3/5/16)
- **Had 25 rebounds:** Bob Mortell (25) vs. Washington & Lee (2/27/60)
- **Two players with 10 rebounds:** Francisco Caffaro (12) and Jayden Gardner (10) at Notre Dame (1/29/22)
- **Three players with 10 rebounds:** Jay Huff (12), Kihei Clark (11) and Braxton Key (10) at Syracuse (11/6/19)
- **Double-Double:** Jayden Gardner (12 points, 11 rebounds) at Michigan (11/29/22)
- **Two players had a double-double:** Jayden Gardner (22 points, 10 rebounds) and Francisco Caffaro (11 points and 12 rebounds) at Notre Dame (1/29/22)
- **Three players had a double-double:** Jason Williford (10 pts, 15 rebs), Ted Jeffries (23 pts, 10 rebs), and Cornel Parker (11 pts, 11 rebs) at William & Mary (1/25/93)
- **Double-Double with points and assists:** Reece Beekman (11 points, 10 assists) vs. Baylor (11/18/22)
- **Triple-Double:** Ralph Sampson (15 pts, 22 rebs, 10 blks) vs. Old Dominion (12/29/79)
- **Three Double-Doubles in a row:** Sam Hauser [3] (13 pts, 10 rebs) at Notre Dame (12/30/20), (16 pts, 11 rebs) vs. Wake Forest (1/6/21), (17 pts, 10 rebs) at Boston College (1/9/21)
- **Four Double-Doubles in a row:** Mike Scott [5] (27 pts, 15 rebs) vs. Oklahoma (11/23/10), (16 pts, 10 rebs) vs. Wichita State (11/24/10), (17 pts, 12 rebs) at Minnesota (11/29/10), (21 pts, 13 rebs) at Virginia Tech (12/5/10), (10 pts, 13 rebs) vs. Radford (12/7/10)
- **20 points and 20 rebounds:** Travis Watson (21 points, 20 rebounds) vs. Wofford (1/2/03)
- **20 points and 10 rebounds:** Jayden Gardner (22 points, 10 rebounds) at Notre Dame (1/29/22)
- **13 assists:** Kihei Clark (13) vs. Navy (12/29/19)
- **11 assists:** Reece Beekman (11) vs. Louisville (1/24/22)
- **10 assists:** Reece Beekman (10) vs. Baylor (11/18/22)
- **5 blocked Shots:** Kadin Shedrick (6) vs. Clemson (12/22/21)
- **5 steals:** Reece Beekman (5) at Louisville (3/5/22)
- **Led UVA in points, rebounds and assists:** Sam Hauser (15 points, 9 rebounds, 3 assists) vs. Ohio (3/20/21)
- **Hit a last second shot to win a game:** Reece Beekman at Duke (2/7/22) [3-pointer with 1.1 seconds remaining]
- **Played more than 40 minutes:** Reece Beekman (45) at North Texas (3/20/22)
- **Played 40 minutes:** Kihei Clark (40), vs. St. Bonaventure (3/22/22)

## VIRGINIA TEAM

- **Won in Overtime:** 71-69 at North Texas (3/20/22)
- **Lost in Overtime:** 63-55 vs. Syracuse (1/11/20)
- **Played Two Overtimes:** at Virginia Tech, 80-78 2 OT (2/12/17)
- **Played Three Overtimes:** vs. Georgetown, L 115-111 (3/15/00)
- **Shot 70 percent for a half:** 70.4% (19-27) vs. Austin Peay - 1st Half (11/13/17)
- **Shot 60 percent in a game:** 60% (30-50) vs. Miami (2/5/22)
- **Shot less than 30 percent in a game:** 29.5% (13-44) vs. VCU (12/9/18)
- **Shot 100 percent from the free throw line:** 100% (3-3) vs. Miami (2/5/22) & (14-14) vs. NC State (2/24/21)
- **Shot 90 percent from the free throw line:** 91.3% (21-23) vs. Georgia Tech (2/12/22)
- **Shot 70 percent from 3-point line:** 72% (18-25) at Syracuse (3/4/19)
- **Shot less than 30 percent in a half:** 28% (7-25) in 1st Half vs. St. Bonaventure (3/22/22)
- **Shot less than 20 percent in a half:** 18.5% (5-27) in 1st Half vs. North Carolina (3/10/22)
- **Shot 55 percent or better and lost:** 58.5% (31-53) at North Carolina (2/16/13)
- **Shot 50 percent or better and lost:** 52.6% (30-57) vs. Iowa (11/29/21)
- **Attempted 50 FTs:** 52 (made 34) vs. Howard (12/12/94)
- **Attempted 35 3-pointers:** 38 (11-38) vs. Va. Tech (2/10/18)
- **Did Not Attempt a FT:** 0 vs. Wisconsin (11/27/17)
- **Made 30 FTs:** 31 (31 of 36) vs. Tennessee (3/18/07)
- **Made 15 3-pt FGs:** 15 at Clemson (1/16/21)
- **Failed to make a 3-pt FG:** vs. Louisville (0 of 6) (3/9/22)
- **Had 50 rebounds:** 50 vs. JMU (11/10/19)
- **Had 25 assists:** 26 vs. Iowa State (3/25/16)
- **Had 15 steals:** 16 vs. NC State (2/24/08)
- **Had 10 blocks:** 10 vs. JMU (12/6/22)
- **Scored 50 pts in a half:** 56 vs. Baylor, 2nd half (11/18/22)
- **Scored 60 pts in a half:** 60 vs. Gonzaga, 1st half (1/3/07)
- **Scored 70 pts in a half:** 70 vs. Coastal Carolina, 2nd half (11/20/00)
- **Scored 100 pts (ACC):** 103 vs. Maryland (1/16/07)
- **Scored 100 pts (non-conf):** 100 vs. Marshall (12/31/18)
- **Scored under 20 pts in 1st half:** 17 vs. St. Bonaventure (3/22/22)
- **Scored under 20 pts in 2nd half:** 19 at North Carolina (2/18/17)
- **Scored under 50 pts in a game:** 43 vs. North Carolina (3/10/22)
- **Defeated top-5 opponent:** 86-79 vs. #5 Baylor (11/18/22)
- **Defeated top-5 opponent on the road:** 65-63 at #4 Duke (1/27/18)
- **Defeated top-5 opponent at neutral site:** 86-79 vs. #5 Baylor (11/18/22)
- **Defeated top-ranked opponent:** 86-73 vs. #1 North Carolina (1/30/86)
- **Won when trailing by 16 points:** Trained 32-16 during 63-61 vs. Ohio State (11/30/16)
- **Won when trailing by 17 points:** Trained 31-14 during 61-58 overtime win vs. Maryland (3/10/13)

## OPPONENT INDIVIDUALS

- **Scored 30 points:** Buddy Boeheim (31), Syracuse (3/11/21)
- **Scored 35 points:** Carsen Edwards (42), Purdue (3/30/19)
- **Scored 40 points:** Carsen Edwards (42), Purdue (3/30/19)
- **Scored 50 points:** Len Chappell (50), Wake (2/12/62)
- **Two players with 20 points:** Jericcole Hellems (21) and Tarquavion Smith (20) at NC State (1/22/22)
- **Two players with 25 points:** Corey Kispert (32) and Drew Timme (29) vs. Gonzaga (12/26/20)
- **Three players with 20 points:** Jordan McRae (21), Jarnell Stokes (20), Josh Richardson (20), at Tennessee (12/30/13)
- **Two players with 30 points:** Trevor Powell (31) and Tony Smith (31) at Marquette (2/3/90)
- **No players scored in double figures:** Lehigh (11/26/21)
- **Five players scored in double figures:** Jarace Walker (17), Marcus Sasser (13), Tramon Mark (13), Jamal Shead (11), J'Wan Roberts (10) vs. Houston (12/17/22)
- **Six players scored in double figures:** C.J. Harris (15), Ari Stewart (12), Travis McKie (12), J.T. Terrell (11), Ty Walker (11), Gary Clark (10), at Wake Forest (1/29/11)
- **Seven players scored in double figures:** Stanley Burrell (15), Drew Lavender (13), C.J. Anderson (12), B.J. Raymond (12), Josh Duncan (11), Charles Bronson (11) and Jason Love (10), at Xavier (1/3/08)
- **Double-Double:** Dominick Welch (10 points, 10 rebounds), St. Bonaventure (3/22/22)
- **Double-Double with points and assists:** Keifer Sykes (21 pts, 10 assts), at Green Bay (12/7/13)
- **Two players had a double-double:** Marvin Bagley III (30 pts, 14 rebs) & Wendell Carter Jr. (14 pts, 15 rebs), Duke (1/27/18)
- **Player had 20 points and 20 rebounds:** Armando Bacot (29 points, 22 rebounds), UNC (1/8/222)
- **Had 15 rebounds:** Amando Bacot (16), No. Carolina (2/20/20)
- **Had 20 rebounds:** Armando Bacot (22), No. Carolina (1/8/22)
- **Had 10 assists:** Keifer Sykes (10), at Green Bay (12/7/13)
- **5 Blocked Shots:** Moses Wright (5), Georgia Tech (1/23/21)
- **5 Steals:** Jordan Miller (7), Miami (2/5/22) & Jose Alvarado (6), Georgia Tech (1/23/21)
- **Hit a last second shot to win a game:** Matthew Cleveland, Florida State (2/26/22), 3-pointer at the end of regulation

## OPPONENT TEAM

- **Shot less than 30 percent in a game:** 27.3% (15-55), JMU (12/6/22)
- **Shot less than 30 percent in a game (ACC):** 27.1% (13-48), Virginia Tech (1/4/20)
- **Shot 60 percent in a game:** 60% (30-50) at NC State (1/22/22)
- **Shot 55 percent or better and lost:** 55.3% (26-47), Cleveland State (11/25/09)
- **Scored 100 pts:** 106, Washington (11/22/10)
- **Scored 90 pts in an ACC game:** 93, North Carolina (2/16/13)
- **Scored 60 pts in a half:** 60, at Miami, 2nd half (3/1/08)
- **Scored 50 pts in a half:** 54, vs. Gonzaga, 2nd half (12/26/21)
- **Scored 45 pts in the first half:** 45, at Florida State (2/15/21)
- **Scored under 10 pts in 1st half:** 7, at Pitt (2/24/18)
- **Scored under 20 pts in 1st half:** 19, Georgia Tech (2/12/22)
- **Scored under 20 pts in 2nd half:** 19, vs. Towson (11/25/20)
- **Scored under 40 pts in a game:** 39, vs. Virginia Tech (1/4/20)
- **Had 25 assists:** 27, at Xavier (1/3/08)
- **Had 15 steals:** 15, VMI (11/16/08)
- **Had 10 blocks:** 10 at Maryland (3/5/11)
- **Failed to make a 3-pt FG:** Georgia Tech (1/22/15)



# 2022-23 Virginia Men's Basketball



**0 · KIHEI CLARK**  
Gr. · G · 5-10 · 167  
Woodland Hills, Calif.




**1 · JAYDEN GARDNER**  
5th Year · F · 6-6 · 233  
Wake Forest, N.C.




**2 · REECE BEEKMAN**  
Jr. · G · 6-3 · 190  
Milwaukee, Wis.




**4 · ARMAAN FRANKLIN**  
Sr. · G · 6-4 · 200  
Indianapolis, Ind.



**5 · BEN VANDER PLAS**  
Gr. · F · 6-8 · 236  
Ripon, Wis.



**10 · TAINÉ MURRAY**  
So. · G · 6-5 · 205  
Auckland, N.Z.



**11 · ISAAC MCKNEELY**  
Fr. · G · 6-4 · 179  
Poca, W.Va.



**12 · CHASE COLEMAN**  
Sr. · G · 5-10 · 165  
Norfolk, Va.



**13 · RYAN DUNN**  
Fr. · G · 6-8 · 208  
Freeport, N.Y.



**21 · KADIN SHEDRICK**  
R-Jr. · F · 6-11 · 231  
Raleigh, N.C.



**22 · FRANCISCO CAFFARO**  
R-Sr. · C · 7-1 · 254  
Sante Fe, Argentina



**23 · ISAAC TRAUDT**  
Fr. · F · 6-10 · 229  
Grand Island, Neb.



**24 · TRISTAN HOW**  
Jr. · F · 6-7 · 202  
Virginia Beach, Va.



**35 · LEON BOND III**  
Fr. · G/F · 6-5 · 200  
Wauwatosa, Wis.



**TONY BENNETT**  
Head Coach  
14th Season





# ○ KIHEI CLARK

Graduate Student • Guard • 5-10 • 167  
Woodland Hills, Calif. • Taft Charter

## 2022-23 HIGHLIGHTS

- Cousy Award Preseason Top-20 Watch List
- Had 9 points, five assists and four rebounds vs. NCCU (11/7/22)
- Recorded eight points, seven assists and two steals vs. Monmouth (11/11/22)
- Scored 12 points and had two steals vs. Illinois (11/20/22)
- Handed out a game-high eight assists vs. UMEs (11/25/22)
- Scored 16 points at Michigan (11/29/22)
- Recorded game-high 18 points (9 of 10 FT) vs. FSU (12/3/22)
- Scored 18 points and dished seven assists vs. JMU (12/6/22)
- Registered nine points and eight assists vs. Houston (12/17/22)

## CLARK CAREER STATISTICS

SEASON	TEAM	GP-GS	MIN/AVG	Field Goals		3-Point		F-Throws		Rebounds				Scoring						
				FG-FGA	FG%	3FG-3FGA	3FG%	FT-FTA	FT%	OFF	DEF	TOT	AVG	PF	FO	A	TO	BLK	STL	PTS
2018-19	UVa	38-20	1020/26.8	55-157	.350	29-85	.341	33-40	.825	16	73	89	2.3	52-0	97	39	0	28	172	4.5
2019-20	UVa	30-30	1112/37.1	105-280	.375	36-96	.375	78-89	.876	11	114	125	4.2	54-0	176	105	3	37	324	10.8
2020-21	UVa	25-23	850/34.0	85-207	.411	20-62	.323	47-64	.734	6	45	51	2.0	30-0	113	53	0	18	237	9.5
2021-22	UVa	35-35	1263/36.1	117-302	.387	54-156	.346	61-78	.782	12	91	103	2.9	40-0	153	77	4	30	349	10.0
2022-23	UVa	9-9	303/33.6	29-71	.408	12-31	.387	32-43	.744	3	18	21	2.3	10-0	48	18	1	10	102	11.3
<b>TOTAL</b>		<b>137-117</b>	<b>4548/33.2</b>	<b>391-1017</b>	<b>.384</b>	<b>151-430</b>	<b>.351</b>	<b>251-314</b>	<b>.799</b>	<b>48</b>	<b>341</b>	<b>389</b>	<b>2.8</b>	<b>186-0</b>	<b>587</b>	<b>292</b>	<b>8</b>	<b>123</b>	<b>1184</b>	<b>8.6</b>

## Single Game Highs

Statistic	Value	
Points	25	vs Duke 02/23/22
Rebounds	11	at Syracuse 11/06/19
Assists	13	vs Navy 12/29/19
Steals	3	11 times
Blocks	1	8 times
FG Made	9	vs Duke 02/23/22
FG Attempts	16	vs Florida St. 02/26/22
3FG Made	6	vs Duke 02/23/22
3FG Attempts	11	vs Duke 02/23/22
FT Made	10	vs Boston College 02/01/22
FT Attempts	12	vs Kent St. 12/04/20, vs James Madison 12/06/22

## CLARK 2022-23 GAME-BY-GAME

Opponent	Date	GS	MIN	Total		3-Pointers		Free throws		Rebounds				PF	A	TO	BLK	STL	PTS	AVG	
				FG-FGA	PCT	3FG-3FGA	PCT	FT-FTA	PCT	OFF	DEF	TOT	AVG								
N.C. Central	11/07/2022	*	34:08	3-9	.333	2-6	.333	1-4	.250	0	2	2	2.0	1	5	2	0	0	9	9.0	
Monmouth	11/11/2022	*	20:26	3-4	.750	2-3	.667	0-0	.000	1	0	1	1.5	1	7	0	0	2	8	8.5	
vs Baylor	11/18/2022	*	35:23	3-8	.375	1-2	.500	0-0	.000	0	4	4	2.3	0	3	3	0	0	7	8.0	
vs Illinois	11/20/2022	*	34:10	4-9	.444	2-4	.500	2-2	1.000	1	2	3	2.5	1	3	2	0	2	12	9.0	
UMES	11/25/2022	*	31:01	1-4	.250	0-1	.000	3-3	1.000	0	2	2	2.4	1	8	2	1	2	5	8.2	
at Michigan	11/29/2022	*	38:02	4-9	.444	1-2	.500	7-8	.875	0	2	2	2.3	1	4	1	0	1	16	9.5	
Florida St.	12/03/2022	*	35:27	4-9	.444	1-3	.333	9-10	.900	1	2	3	2.4	0	3	3	0	1	18	10.7	
James Madison	12/06/2022	*	38:56	5-11	.455	2-5	.400	6-12	.500	0	2	2	2.4	1	7	3	0	1	18	11.6	
Houston	12/17/2022	*	35:18	2-8	.250	1-5	.200	4-4	1.000	0	2	2	2.3	4	8	2	0	1	9	11.3	
<b>Totals</b>			<b>9</b>	<b>302:51</b>	<b>29-71</b>	<b>.408</b>	<b>12-31</b>	<b>.387</b>	<b>32-43</b>	<b>.744</b>	<b>3</b>	<b>18</b>	<b>21</b>	<b>2.3</b>	<b>10</b>	<b>48</b>	<b>18</b>	<b>1</b>	<b>10</b>	<b>102</b>	<b>11.3</b>

## Player Averages

Games Played	Minutes/ game	Points/ game	FG Pct	3FG Pct	FT Pct	Rebounds/ game	Assists/ game	Turnovers/ game	Assist/Turnover ratio	Steals/ game	Blocks/ game
9	33.6	11.3	40.8	38.7	74.4	2.3	5.3	2.0	2.7	1.1	0.1



# 1 JAYDEN GARDNER

Fifth Year • Forward • 6-6 • 233  
Wake Forest, N.C. • Heritage • East Carolina

## 2022-23 HIGHLIGHTS

- Preseason All-ACC second team
- Malone Award Preseason Top-20 Watch List
- Surpassed 2,000 career points with three points vs. NCCU (11/7/22)
- Recorded 12 points and five rebounds vs. Illinois (11/20/22)
- Scored game-high 26 points (12 of 15 FG) vs. UMES (11/22/22)
- Registered 12 points and 11 rebounds at Michigan (11/29/22)
- Tallied 14 points and eight rebounds vs. JMU (12/6/22)
- Nettrd 13 points along with six rebounds vs. Houston (12/17/22)

## GARDNER CAREER STATISTICS

SEASON	TEAM	GP-GS	MIN/AVG	Field Goals		3-Point		F-Throws		Rebounds				Scoring						
				FG-FGA	FG%	3FG-3FGA	3FG%	FT-FTA	FT%	OFF	DEF	TOT	AVG	PF-FO	A	TO	BLK	STL	PTS	AVG
2018-19	ECU	31-31	948/30.6	166-337	.493	2-10	.200	171-228	.750	93	169	262	8.5	88-3	39	75	14	24	505	16.3
2019-20	ECU	31-30	1066/34.4	223-428	.521	4-20	.200	160-218	.734	91	194	285	9.2	91-4	67	83	15	34	610	19.7
2020-21	ECU	19-18	665/35.0	123-257	.479	3-6	.500	98-133	.737	39	119	158	8.3	42-0	27	45	3	11	347	18.3
2021-22	UVa	35-35	1144/32.7	219-437	.501	3-14	.214	96-121	.793	80	143	223	6.4	74-0	50	52	13	18	537	15.3
2022-23	UVa	9-9	227/25.2	39-74	.527	0-0	.000	28-44	.636	21	36	57	6.3	14-0	6	10	5	9	106	11.8
<b>TOTAL FOR UVa</b>		<b>44-44</b>	<b>1371/31.2</b>	<b>258-511</b>	<b>.505</b>	<b>3-14</b>	<b>.214</b>	<b>124-165</b>	<b>.752</b>	<b>101</b>	<b>179</b>	<b>280</b>	<b>6.4</b>	<b>88-0</b>	<b>56</b>	<b>62</b>	<b>18</b>	<b>27</b>	<b>643</b>	<b>14.6</b>
<b>TOTAL</b>		<b>125-123</b>	<b>4050/32.4</b>	<b>770-1533</b>	<b>.502</b>	<b>12-50</b>	<b>.240</b>	<b>553-744</b>	<b>.743</b>	<b>324</b>	<b>661</b>	<b>985</b>	<b>7.9</b>	<b>309-7</b>	<b>189</b>	<b>265</b>	<b>50</b>	<b>96</b>	<b>2105</b>	<b>16.8</b>

## Single Game Highs

Statistic	Value
Points	35 at UCF 01/13/19
Rebounds	20 at UCF 01/13/19
Assists	4 10 times
Steals	3 4 times
Blocks	3 vs Georgia Tech 02/12/22, at Miami (FL) 02/19/22
FG Made	14 vs Fairleigh Dickinson 12/18/21
FG Attempts	24 vs Temple 02/23/20
3FG Made	2 vs UCF 03/04/21, vs Iowa 11/29/21
3FG Attempts	4 vs SMU 01/11/20, vs Clemson 12/22/21
FT Made	16 vs App State 11/30/18
FT Attempts	19 vs App State 11/30/18

## GARDNER 2022-23 GAME-BY-GAME

Opponent	Date	GS	MIN	Total		3-Pointers		Free throws		Rebounds				PF	A	TO	BLK	STL	PTS	AVG
				FG-FGA	PCT	3FG-3FGA	PCT	FT-FTA	PCT	OFF	DEF	TOT	AVG							
N.C. Central	11/07/2022	*	19:41	0-4	.000	0-0	.000	3-5	.600	4	5	9	9.0	0	0	0	0	0	3	3.0
Monmouth	11/11/2022	*	15:46	3-7	.429	0-0	.000	3-4	.750	3	2	5	7.0	4	1	0	0	0	9	6.0
vs Baylor	11/18/2022	*	17:12	1-4	.250	0-0	.000	5-7	.714	0	3	3	5.7	2	2	2	0	1	7	6.3
vs Illinois	11/20/2022	*	26:46	3-5	.600	0-0	.000	6-9	.667	2	3	5	5.5	1	1	3	0	1	12	7.8
UMES	11/25/2022	*	25:01	12-15	.800	0-0	.000	2-5	.400	0	3	3	5.0	2	0	0	0	0	26	11.4
at Michigan	11/29/2022	*	33:07	6-15	.400	0-0	.000	0-0	.000	3	8	11	6.0	1	2	1	0	3	12	11.5
Florida St.	12/03/2022	*	23:29	5-9	.556	0-0	.000	0-0	.000	5	2	7	6.1	2	0	3	2	2	10	11.3
James Madison	12/06/2022	*	32:22	5-7	.714	0-0	.000	4-8	.500	2	6	8	6.4	2	0	1	2	2	14	11.6
Houston	12/17/2022	*	33:17	4-8	.500	0-0	.000	5-6	.833	2	4	6	6.3	0	0	0	1	0	13	11.8
<b>Totals</b>		<b>9</b>	<b>226:41</b>	<b>39-74</b>	<b>.527</b>	<b>0-0</b>	<b>.000</b>	<b>28-44</b>	<b>.636</b>	<b>21</b>	<b>36</b>	<b>57</b>	<b>6.3</b>	<b>14</b>	<b>6</b>	<b>10</b>	<b>5</b>	<b>9</b>	<b>106</b>	<b>11.8</b>

## Player Averages

Games Played	Minutes/game	Points/game	FG Pct	3FG Pct	FT Pct	Rebounds/game	Assists/game	Turnovers/game	Assist/Turnover ratio	Steals/game	Blocks/game
9	25.2	11.8	52.7	0.0	63.6	6.3	0.7	1.1	0.6	1.0	0.6



# 2 REECE BEEKMAN

Junior • Guard • 6-3 • 190  
Baton Rouge, La. • Scotlandville Magnet

## 2022-23 HIGHLIGHTS

- MVP of Continental Main Event in Las Vegas (11/20/21)
- ACC Player of the Week (11/21/22)
- Netted 10 points with five assists vs. NCCU (11/7/22)
- Had seven points and six assists vs. Monmouth (11/11/22)
- Recorded 10 points and 10 assists vs. Baylor (11/18/22)
- Registered 17 points and three steals vs. Illinois (11/20/22)
- Tallied nine points, five rebounds and four steals vs. UME5 (11/25/22)
- Scored team-high 18 points at Michigan (11/29/22)
- Played four minutes before leaving with injury vs. JMU (12/6/22)

## BEEKMAN CAREER STATISTICS

SEASON	TEAM	GP-GS	MIN/AVG	Field Goals			3-Point		F-Throws		Rebounds				Scoring					
				FG-FGA	FG%	3FG-3FGA	3FG%	FT-FTA	FT%	OFF	DEF	TOT	AVG	PF	FO	A	TO	BLK	STL	PTS
2020-21	UVa	25-20	733/29.3	42-110	.382	9-37	.243	25-33	.758	5	66	71	2.8	37-0	75	29	10	30	118	4.7
2021-22	UVa	35-35	1228/35.1	115-256	.449	22-65	.338	35-46	.761	15	121	136	3.9	62-2	181	50	25	73	287	8.2
2022-23	UVa	9-9	249/27.7	25-60	.417	9-20	.450	25-30	.833	4	22	26	2.9	16-0	42	16	6	13	84	9.3
<b>TOTAL</b>	<b>69-64</b>	<b>2211/32.0</b>	<b>182-426</b>	<b>.427</b>	<b>40-122</b>	<b>.328</b>	<b>85-109</b>	<b>.780</b>	<b>24</b>	<b>209</b>	<b>233</b>	<b>3.4</b>	<b>115-2</b>	<b>298</b>	<b>95</b>	<b>41</b>	<b>116</b>	<b>489</b>	<b>7.1</b>	

## Single Game Highs

Statistic	Value	
Points	20	vs Clemson 12/22/21
Rebounds	12	at Louisville 03/05/22
Assists	11	vs Louisville 01/24/22
Steals	6	vs Navy 11/09/21
Blocks	2	9 times
FG Made	8	at Pittsburgh 01/19/22
FG Attempts	12	at North Carolina 01/08/22, vs Illinois 11/20/22
3FG Made	3	vs Clemson 12/22/21, at Pittsburgh 01/19/22, at Louisville 03/05/22
3FG Attempts	5	vs Clemson 12/22/21, at Pittsburgh 01/19/22
FT Made	6	vs Illinois 11/20/22
FT Attempts	8	vs Illinois 11/20/22

## BEEKMAN 2022-23 GAME-BY-GAME

Opponent	Date	GS	MIN	Total		3-Pointers		Free throws		Rebounds				PF	A	TO	BLK	STL	PTS	AVG	
				FG-FGA	PCT	3FG-3FGA	PCT	FT-FTA	PCT	OFF	DEF	TOT	AVG								
N.C. Central	11/07/2022	*	26:05	3-7	.429	2-3	.667	2-2	1.000	0	3	3	3.0	3	5	4	0	1	10	10.0	
Monmouth	11/11/2022	*	21:27	2-7	.286	1-4	.250	2-2	1.000	1	1	2	2.5	2	6	1	2	2	7	8.5	
vs Baylor	11/18/2022	*	33:32	2-6	.333	2-2	1.000	4-4	1.000	0	1	1	2.0	1	10	3	1	1	10	9.0	
vs Illinois	11/20/2022	*	33:35	5-12	.417	1-3	.333	6-8	.750	1	3	4	2.5	2	3	1	0	3	17	11.0	
UMES	11/25/2022	*	28:08	3-5	.600	1-1	1.000	2-2	1.000	0	5	5	3.0	0	2	2	1	4	9	10.6	
at Michigan	11/29/2022	*	38:06	7-10	.700	1-1	1.000	3-4	.750	1	3	4	3.2	1	5	1	0	1	18	11.8	
Florida St.	12/03/2022	*	31:08	1-7	.143	0-3	.000	5-6	.833	0	4	4	3.3	3	5	1	1	0	7	11.1	
James Madison	12/06/2022	*	03:47	1-1	1.000	0-0	.000	0-0	.000	0	0	0	2.9	0	1	0	0	0	2	10.0	
Houston	12/17/2022	*	33:33	1-5	.200	1-3	.333	1-2	.500	1	2	3	2.9	4	5	3	1	1	4	9.3	
<b>Totals</b>			<b>9</b>	<b>249:21</b>	<b>25-60</b>	<b>.417</b>	<b>9-20</b>	<b>.450</b>	<b>25-30</b>	<b>.833</b>	<b>4</b>	<b>22</b>	<b>26</b>	<b>2.9</b>	<b>16</b>	<b>42</b>	<b>16</b>	<b>6</b>	<b>13</b>	<b>84</b>	<b>9.3</b>

## Player Averages

Games Played	Minutes/game	Points/game	FG Pct	3FG Pct	FT Pct	Rebounds/game	Assists/game	Turnovers/game	Assist/Turnover ratio	Steals/game	Blocks/game
9	27.7	9.3	41.7	45.0	83.3	2.9	4.7	1.8	2.6	1.4	0.7



# 4 ARMAAN FRANKLIN

Senior • Guard • 6-4 • 200  
Indianapolis, Ind. • Cathedral • Indiana

## 2022-23 HIGHLIGHTS

- Scored game-high 21 points (4-7 3FGs) vs. NCCU (11/7/22)
- Set career highs in points (26), free throws (9) and free throw attempts (10) vs. Baylor (11/18/22)
- Scored eight points vs. JMU (12/6/22)
- Scored 10 points vs. Houston (12/17/22)

## FRANKLIN CAREER STATISTICS

SEASON	TEAM	GP-GS	MIN/AVG	Field Goals		3-Point		F-Throws		Rebounds				Scoring						
				FG-FGA	FG%	3FG-3FGA	3FG%	FT-FTA	FT%	OFF	DEF	TOT	AVG	PF-FO	A	TO	BLK	STL	PTS	AVG
2019-20	IND	32-9	441/13.8	39-112	.348	17-64	.266	24-39	.615	2	50	52	1.6	43-0	41	30	3	8	119	3.7
2020-21	IND	22-20	664/30.2	87-203	.429	36-85	.424	40-54	.741	13	78	91	4.1	61-3	47	48	5	26	250	11.4
2021-22	UVa	35-34	1031/29.5	140-357	.392	53-179	.296	57-75	.760	11	86	97	2.8	71-0	49	43	9	35	390	11.1
2022-23	UVa	9-9	246/27.3	31-72	.431	17-40	.425	19-24	.792	2	33	35	3.9	19-0	7	11	1	6	98	10.9
<b>TOTAL FOR UVa</b>		<b>44-43</b>	<b>1277/29.0</b>	<b>171-429</b>	<b>.399</b>	<b>70-219</b>	<b>.320</b>	<b>76-99</b>	<b>.768</b>	<b>13</b>	<b>119</b>	<b>132</b>	<b>3.0</b>	<b>90-0</b>	<b>56</b>	<b>54</b>	<b>10</b>	<b>41</b>	<b>488</b>	<b>11.1</b>
<b>TOTAL</b>		<b>98-72</b>	<b>2381/24.3</b>	<b>297-744</b>	<b>.399</b>	<b>123-368</b>	<b>.334</b>	<b>140-192</b>	<b>.729</b>	<b>28</b>	<b>247</b>	<b>275</b>	<b>2.8</b>	<b>194-3</b>	<b>144</b>	<b>132</b>	<b>18</b>	<b>75</b>	<b>857</b>	<b>8.7</b>

## Single Game Highs


Statistic	Value	
Points	26	vs Baylor 11/18/22
Rebounds	8	4 times
Assists	8	vs Western Ill. 11/05/19
Steals	4	at Northwestern 02/10/21, vs Miami (FL) 02/05/22, at Duke 02/07/22
Blocks	1	18 times
FG Made	8	at Illinois 12/26/20, vs Georgia 11/22/21, vs Miami (FL) 02/05/22
FG Attempts	17	vs Northwestern 12/23/20
3FG Made	5	6 times
3FG Attempts	11	vs St. Bonaventure 03/22/22
FT Made	9	vs Baylor 11/18/22
FT Attempts	10	vs Baylor 11/18/22

## FRANKLIN 2022-23 GAME-BY-GAME

Opponent	Date	GS	MIN	Total		3-Pointers		Free throws		Rebounds				PF	A	TO	BLK	STL	PTS	AVG
				FG-FGA	PCT	3FG-3FGA	PCT	FT-FTA	PCT	OFF	DEF	TOT	AVG							
N.C. Central	11/07/2022	*	34:52	5-9	.556	4-7	.571	7-8	.875	1	3	4	4.0	1	1	0	0	0	21	21.0
Monmouth	11/11/2022	*	18:22	3-6	.500	2-4	.500	0-0	.000	0	3	3	3.5	3	0	2	0	0	8	14.5
vs Baylor	11/18/2022	*	33:26	7-12	.583	3-6	.500	9-10	.900	1	3	4	3.7	2	1	1	0	3	26	18.3
vs Illinois	11/20/2022	*	33:50	4-12	.333	1-5	.200	0-0	.000	0	5	5	4.0	3	0	2	0	2	9	16.0
UMES	11/25/2022	*	27:21	2-6	.333	1-4	.250	0-0	.000	0	4	4	4.0	0	3	0	0	0	5	13.8
at Michigan	11/29/2022	*	25:58	1-6	.167	0-2	.000	0-2	.000	0	4	4	4.0	2	0	1	0	0	2	11.8
Florida St.	12/03/2022	*	21:53	3-7	.429	2-4	.500	1-2	.500	0	2	2	3.7	3	0	3	1	0	9	11.4
James Madison	12/06/2022	*	26:15	3-8	.375	2-5	.400	0-0	.000	0	3	3	3.6	4	2	1	0	1	8	11.0
Houston	12/17/2022	*	24:10	3-6	.500	2-3	.667	2-2	1.000	0	6	6	3.9	1	0	1	0	0	10	10.9
<b>Totals</b>		<b>9</b>	<b>246:06</b>	<b>31-72</b>	<b>.431</b>	<b>17-40</b>	<b>.425</b>	<b>19-24</b>	<b>.792</b>	<b>2</b>	<b>33</b>	<b>35</b>	<b>3.9</b>	<b>19</b>	<b>7</b>	<b>11</b>	<b>1</b>	<b>6</b>	<b>98</b>	<b>10.9</b>

## Player Averages

Games Played	Minutes/game	Points/game	FG Pct	3FG Pct	FT Pct	Rebounds/game	Assists/game	Turnovers/game	Assist/Turnover ratio	Steals/game	Blocks/game
9	27.3	10.9	43.1	42.5	79.2	3.9	0.8	1.2	0.6	0.7	0.1



# 5 BEN VANDER PLAS

Graduate Student • Forward • 6-8 • 236  
Ripon, Wis. • Ripon • Ohio University

## 2022-23 HIGHLIGHTS

- Recorded seven points and four rebounds in UVA debut vs. NCCU (11/7/22)
- Tallied 10 points, three rebounds and three assists vs. Monmouth (11/11/22)
- Scored 14 points vs. Baylor (11/18/22)
- Tallied eight points and game-high 10 rebounds vs. Illinois (11/20/22)
- Scored 10 points at Michigan (11/29/22)

## VANDER PLAS CAREER STATISTICS

SEASON	TEAM	GP-GS	MIN/AVG	Field Goals		3-Point		F-Throws		Rebounds				Scoring						
				FG-FGA	FG%	3FG-3FGA	3FG%	FT-FTA	FT%	OFF	DEF	TOT	AVG	PF-FO	A	TO	BLK	STL	PTS	AVG
2018-19	Ohio	31-1	718/23.2	94-231	.407	50-162	.309	29-41	.707	40	122	162	5.2	55-0	48	33	15	28	267	8.6
2019-20	Ohio	31-31	1022/33.0	183-372	.492	41-137	.299	80-135	.593	39	175	214	6.9	84-2	86	89	21	32	487	15.7
2020-21	Ohio	25-25	845/33.8	114-263	.433	51-146	.349	42-55	.764	19	126	145	5.8	60-1	94	58	15	36	321	12.8
2021-22	Ohio	35-35	1237/35.4	166-362	.459	67-198	.338	98-138	.710	40	197	237	6.8	81-3	107	63	16	62	497	14.2
2022-23	UVa	9-0	203/22.6	18-47	.383	8-28	.286	17-25	.680	6	29	35	3.9	13-0	14	6	3	3	61	6.8
<b>TOTAL FOR UVa</b>		<b>9-0</b>	<b>203/22.6</b>	<b>18-47</b>	<b>.383</b>	<b>8-28</b>	<b>.286</b>	<b>17-25</b>	<b>.680</b>	<b>6</b>	<b>29</b>	<b>35</b>	<b>3.9</b>	<b>13-0</b>	<b>14</b>	<b>6</b>	<b>3</b>	<b>3</b>	<b>61</b>	<b>6.8</b>
<b>TOTAL</b>		<b>131-92</b>	<b>4026/30.7</b>	<b>575-1275</b>	<b>.451</b>	<b>217-671</b>	<b>.323</b>	<b>266-394</b>	<b>.675</b>	<b>144</b>	<b>649</b>	<b>793</b>	<b>6.1</b>	<b>293-6</b>	<b>349</b>	<b>249</b>	<b>70</b>	<b>161</b>	<b>1633</b>	<b>12.5</b>

## Single Game Highs


Statistic	Value	
Points	30	vs Miami (OH) 02/15/22
Rebounds	13	at Central Mich. 02/16/19, at Western Mich. 01/04/20
Assists	10	vs Central Mich. 02/22/22
Steals	4	10 times
Blocks	2	12 times
FG Made	11	at Buffalo 01/14/20, vs Toledo 03/12/21
FG Attempts	20	at Buffalo 01/14/20
3FG Made	6	at Akron 03/02/19, vs Kent St. 01/07/22
3FG Attempts	11	at Bowling Green 03/01/22
FT Made	9	vs Miami (OH) 02/15/22, at NIU 03/04/22
FT Attempts	12	vs Central Mich. 03/09/20

## VANDER PLAS 2022-23 GAME-BY-GAME

Opponent	Date	GS	MIN	Total		3-Pointers		Free throws		Rebounds				PF				PTS		AVG
				FG-FGA	PCT	3FG-3FGA	PCT	FT-FTA	PCT	OFF	DEF	TOT	AVG	PF	A	TO	BLK	STL	PTS	
N.C. Central	11/07/2022		22:52	2-5	.400	2-4	.500	1-2	.500	0	4	4	4.0	1	2	0	1	1	7	7.0
Monmouth	11/11/2022		19:11	3-4	.750	2-3	.667	2-3	.667	0	3	3	3.5	1	3	0	1	0	10	8.5
vs Baylor	11/18/2022		24:06	4-5	.800	2-3	.667	4-6	.667	0	2	2	3.0	1	1	1	0	1	14	10.3
vs Illinois	11/20/2022		24:10	0-3	.000	0-3	.000	8-9	.889	2	8	10	4.8	2	2	1	0	0	8	9.8
UMES	11/25/2022		19:07	1-3	.333	0-0	.000	0-1	.000	3	4	7	5.2	3	2	0	0	1	2	8.2
at Michigan	11/29/2022		24:23	4-5	.800	1-1	1.000	1-2	.500	0	0	0	4.3	1	1	1	0	0	10	8.5
Florida St.	12/03/2022		26:36	3-11	.273	1-5	.200	0-0	.000	1	3	4	4.3	2	1	0	1	0	7	8.3
James Madison	12/06/2022		25:55	1-4	.250	0-3	.000	1-2	.500	0	5	5	4.4	2	1	2	0	0	3	7.6
Houston	12/17/2022		16:59	0-7	.000	0-6	.000	0-0	.000	0	0	0	3.9	0	1	1	0	0	0	6.8
<b>Totals</b>		<b>0</b>	<b>203:19</b>	<b>18-47</b>	<b>.383</b>	<b>8-28</b>	<b>.286</b>	<b>17-25</b>	<b>.680</b>	<b>6</b>	<b>29</b>	<b>35</b>	<b>3.9</b>	<b>13</b>	<b>14</b>	<b>6</b>	<b>3</b>	<b>3</b>	<b>61</b>	<b>6.8</b>

## Player Averages

Games Played	Minutes/game	Points/game	FG Pct	3FG Pct	FT Pct	Rebounds/game	Assists/game	Turnovers/game	Assist/Turnover ratio	Steals/game	Blocks/game
9	22.6	6.8	38.3	28.6	68.0	3.9	1.6	0.7	2.3	0.3	0.3



# 10 TAINÉ MURRAY

Sophomore • Guard • 6-5 • 205  
Auckland, N.Z. • Rosmini College

## 2022-23 HIGHLIGHTS

- Netted seven points in 16 minutes vs. Monmouth (11/11/22)
- Played 12 minutes vs. UMES (11/25/22)
- Played three minutes vs. JMU (12/6/22)

## MURRAY CAREER STATISTICS

SEASON	TEAM	GP-GS	MIN	AVG	Field Goals		3-Point		F-Throws		Rebounds				Scoring						
					FG-FGA	FG%	3FG-3FGA	3FG%	FT-FTA	FT%	OFF	DEF	TOT	AVG	PF	FO	A	TO	BLK	STL	PTS
2021-22	UVa	19-0	143	7.5	13-33	.394	8-23	.348	4-8	.500	6	11	17	0.9	14-0	2	4	1	2	38	2.0
2022-23	UVa	4-0	34	8.4	3-9	.333	1-6	.167	1-2	.500	0	5	5	1.3	4-0	3	0	2	0	8	2.0
<b>TOTAL</b>		<b>23-0</b>	<b>177</b>	<b>7.7</b>	<b>16-42</b>	<b>.381</b>	<b>9-29</b>	<b>.310</b>	<b>5-10</b>	<b>.500</b>	<b>6</b>	<b>16</b>	<b>22</b>	<b>1.0</b>	<b>18-0</b>	<b>5</b>	<b>4</b>	<b>3</b>	<b>2</b>	<b>46</b>	<b>2.0</b>

## Single Game Highs

Statistic	Value
Points	14 vs Iowa 11/29/21
Rebounds	4 vs UMES 11/25/22
Assists	1 5 times
Steals	1 vs Radford 11/12/21, at NC State 01/22/22
Blocks	1 vs Pittsburgh 12/03/21, vs Monmouth 11/11/22, vs James Madison 12/06/22
FG Made	5 vs Iowa 11/29/21
FG Attempts	7 vs Iowa 11/29/21
3FG Made	4 vs Iowa 11/29/21
3FG Attempts	6 vs Iowa 11/29/21
FT Made	2 at Clemson 01/04/22
FT Attempts	2 4 times

## MURRAY 2022-23 GAME-BY-GAME

Opponent	Date	GS	MIN	Total		3-Pointers		Free throws		Rebounds				PF				PTS			
				FG-FGA	PCT	3FG-3FGA	PCT	FT-FTA	PCT	OFF	DEF	TOT	AVG	A	TO	BLK	STL	PTS	AVG		
N.C. Central	11/07/2022		02:13	0-0	.000	0-0	.000	0-0	.000	0	1	1	1.0	0	0	0	0	0	0	0	0
Monmouth	11/11/2022		16:04	3-6	.500	1-3	.333	0-0	.000	0	0	0	0.5	2	1	0	1	0	7	3.5	
UMES	11/25/2022		12:04	0-3	.000	0-3	.000	1-2	.500	0	4	4	1.7	2	1	0	0	0	1	2.7	
James Madison	12/06/2022		03:09	0-0	.000	0-0	.000	0-0	.000	0	0	0	1.3	0	1	0	1	0	0	2.0	
<b>Totals</b>		<b>0</b>	<b>33:30</b>	<b>3-9</b>	<b>.333</b>	<b>1-6</b>	<b>.167</b>	<b>1-2</b>	<b>.500</b>	<b>0</b>	<b>5</b>	<b>5</b>	<b>1.3</b>	<b>4</b>	<b>3</b>	<b>0</b>	<b>2</b>	<b>0</b>	<b>8</b>	<b>2.0</b>	

## Player Averages

Games Played	Minutes/game	Points/game	FG Pct	3FG Pct	FT Pct	Rebounds/game	Assists/game	Turnovers/game	Assist/Turnover ratio	Steals/game	Blocks/game
4	8.4	2.0	33.3	16.7	50.0	1.3	0.8	0.0	3.0	0.0	0.5



# 11 ISAAC MCKNEELY

Freshman • Guard • 6-4 • 179  
Poca, W.Va. • Poca

## 2022-23 HIGHLIGHTS

- Scored three points in collegiate debut vs. NCCU (11/7/22)
- Game-high 15 points (4 of 6 3FG) vs. Monmouth (11/11/22)
- Tallied six points and three rebounds vs. UMES (11/25/22)
- Scored four points vs. JMU (12/6/22)
- Netted nine points (2 of 5 3FG) vs. Houston (12/17/22)

## MCKNEELY CAREER STATISTICS

SEASON	TEAM	GP-GS	MIN/AVG	Field Goals		3-Point		F-Throws		Rebounds				Scoring						
				FG-FGA	FG%	3FG-3FGA	3FG%	FT-FTA	FT%	OFF	DEF	TOT	AVG	PF	FO	A	TO	BLK	STL	PTS
2022-23	UVa	9-0	168/18.6	14-40	.350	12-31	.387	4-8	.500	3	12	15	1.7	7-0	4	6	1	2	44	4.9
<b>TOTAL</b>		<b>9-0</b>	<b>168/18.6</b>	<b>14-40</b>	<b>.350</b>	<b>12-31</b>	<b>.387</b>	<b>4-8</b>	<b>.500</b>	<b>3</b>	<b>12</b>	<b>15</b>	<b>1.7</b>	<b>7-0</b>	<b>4</b>	<b>6</b>	<b>1</b>	<b>2</b>	<b>44</b>	<b>4.9</b>

## Single Game Highs


Statistic	Value	
Points	15	vs Monmouth 11/11/22
Rebounds	5	vs Florida St. 12/03/22
Assists	2	vs Baylor 11/18/22
Steals	1	vs Florida St. 12/03/22, vs James Madison 12/06/22
Blocks	1	vs N.C. Central 11/07/22
FG Made	5	vs Monmouth 11/11/22
FG Attempts	8	vs Monmouth 11/11/22
3FG Made	4	vs Monmouth 11/11/22
3FG Attempts	6	vs Monmouth 11/11/22
FT Made	1	4 times
FT Attempts	3	vs Monmouth 11/11/22

## MCKNEELY 2022-23 GAME-BY-GAME

Opponent	Date	GS	MIN	Total		3-Pointers		Free throws		Rebounds				PF	FO	A	TO	BLK	STL	PTS	AVG
				FG-FGA	PCT	3FG-3FGA	PCT	FT-FTA	PCT	OFF	DEF	TOT	AVG								
N.C. Central	11/07/2022		22:42	1-4	.250	1-4	.250	0-0	.000	0	1	1	1.0	1	0	1	1	0	3	3.0	
Monmouth	11/11/2022		27:36	5-8	.625	4-6	.667	1-3	.333	0	2	2	1.5	0	1	0	0	0	15	9.0	
vs Baylor	11/18/2022		11:13	0-1	.000	0-0	.000	0-0	.000	0	0	0	1.0	1	2	0	0	0	0	6.0	
vs Illinois	11/20/2022		15:03	1-3	.333	1-2	.500	0-0	.000	0	0	0	0.8	1	0	0	0	0	3	5.3	
UMES	11/25/2022		11:59	2-6	.333	2-4	.500	0-0	.000	0	3	3	1.2	2	0	1	0	0	6	5.4	
at Michigan	11/29/2022		09:39	0-1	.000	0-1	.000	0-0	.000	0	0	0	1.0	1	0	1	0	0	0	4.5	
Florida St.	12/03/2022		18:44	1-5	.200	1-4	.250	1-2	.500	2	3	5	1.6	0	0	2	0	1	4	4.4	
James Madison	12/06/2022		25:57	1-6	.167	1-5	.200	1-2	.500	1	1	2	1.6	0	1	1	0	1	4	4.4	
Houston	12/17/2022		24:46	3-6	.500	2-5	.400	1-1	1.000	0	2	2	1.7	1	0	0	0	0	9	4.9	
<b>Totals</b>		<b>0</b>	<b>167:39</b>	<b>14-40</b>	<b>.350</b>	<b>12-31</b>	<b>.387</b>	<b>4-8</b>	<b>.500</b>	<b>3</b>	<b>12</b>	<b>15</b>	<b>1.7</b>	<b>7</b>	<b>4</b>	<b>6</b>	<b>1</b>	<b>2</b>	<b>44</b>	<b>4.9</b>	

## Player Averages

Games Played	Minutes/game	Points/game	FG Pct	3FG Pct	FT Pct	Rebounds/game	Assists/game	Turnovers/game	Assist/Turnover ratio	Steals/game	Blocks/game
9	18.6	4.9	35.0	38.7	50.0	1.7	0.4	0.7	0.7	0.2	0.1



# 12 CHASE COLEMAN

Senior • Guard • 5-10 • 165  
Norfolk, Va. • Maury

## 2022-23 HIGHLIGHTS

- Dished two assists in nine minutes vs. Monmouth (11/11/22)
- Scored three points in five minutes of action vs. UMES (11/25/22)

## COLEMAN CAREER STATISTICS

SEASON	TEAM	GP-GS	MIN	AVG	Field Goals		3-Point		F-Throws		Rebounds				Scoring						
					FG-FGA	FG%	3FG-3FGA	3FG%	FT-FTA	FT%	OFF	DEF	TOT	AVG	PF	FO	A	TO	BLK	STL	PTS
2019-20	UVa	17-0	87	5.1	5-18	.278	2-8	.250	0-0	.000	0	8	8	0.5	9-0	4	7	0	5	12	0.7
2020-21	UVa	5-0	7	1.4	1-1	1.000	0-0	.000	0-0	.000	0	1	1	0.2	1-0	0	0	0	0	2	0.4
2021-22	UVa	4-0	7	1.8	1-2	.500	0-1	.000	0-0	.000	0	0	0	0.0	0-0	0	2	0	1	2	0.5
2022-23	UVa	2-0	13	6.6	1-3	.333	1-2	.500	0-1	.000	0	0	0	0.0	1-0	3	2	0	0	3	1.5
<b>TOTAL</b>		<b>28-0</b>	<b>114</b>	<b>4.1</b>	<b>8-24</b>	<b>.333</b>	<b>3-11</b>	<b>.273</b>	<b>0-1</b>	<b>.000</b>	<b>0</b>	<b>9</b>	<b>9</b>	<b>0.3</b>	<b>11-0</b>	<b>7</b>	<b>11</b>	<b>0</b>	<b>6</b>	<b>19</b>	<b>0.7</b>

## Single Game Highs

Statistic	Value
Points	3 vs Virginia Tech 01/04/20, vs Arizona St. 11/24/19, vs UMES 11/25/22
Rebounds	2 vs Massachusetts 11/23/19
Assists	2 vs Monmouth 11/11/22
Steals	1 6 times
FG Made	1 8 times
FG Attempts	3 vs James Madison 11/10/19, vs Arizona St. 11/24/19
3FG Made	1 vs Virginia Tech 01/04/20, vs Arizona St. 11/24/19, vs UMES 11/25/22
3FG Attempts	2 at Boston College 01/07/20, vs Arizona St. 11/24/19
FT Attempts	1 vs Monmouth 11/11/22

## COLEMAN 2022-23 GAME-BY-GAME

Opponent	Date	GS	MIN	Total		3-Pointers		Free throws		Rebounds				PF							
				FG-FGA	PCT	3FG-3FGA	PCT	FT-FTA	PCT	OFF	DEF	TOT	AVG	PF	A	TO	BLK	STL	PTS	AVG	
Monmouth	11/11/2022		08:30	0-1	.000	0-1	.000	0-1	.000	0	0	0	0.0	1	2	1	0	0	0	0	0.0
UMES	11/25/2022		04:42	1-2	.500	1-1	1.000	0-0	.000	0	0	0	0.0	0	1	1	0	0	3	1.5	
<b>Totals</b>		<b>0</b>	<b>13:12</b>	<b>1-3</b>	<b>.333</b>	<b>1-2</b>	<b>.500</b>	<b>0-1</b>	<b>.000</b>	<b>0</b>	<b>0</b>	<b>0</b>	<b>0.0</b>	<b>1</b>	<b>3</b>	<b>2</b>	<b>0</b>	<b>0</b>	<b>3</b>	<b>1.5</b>	

## Player Averages

Games Played	Minutes/game	Points/game	FG Pct	3FG Pct	FT Pct	Rebounds/game	Assists/game	Turnovers/game	Assist/Turnover ratio	Steals/game	Blocks/game
2	6.6	1.5	33.3	50.0	0.0	0.0	1.5	1.0	1.5	0.0	0.0





# 13 RYAN DUNN

Freshman • Guard • 6-8 • 208  
Freeport, N.Y. • Perkiomen School

## 2022-23 HIGHLIGHTS

- Tallied 13 points, six rebounds, three blocks and two steals in collegiate debut vs. Monmouth (11/11/22)
- Played 12 minutes vs. UMES (11/25/22)
- Scored four points (4 of 4 FT) and had five rebounds in 15 minutes vs. FSU (12/3/22)
- Recorded four points, five rebounds and three blocks in 18 minutes vs. JMU (12/6/22)

## DUNN CAREER STATISTICS

				Field Goals		3-Point		F-Throws		Rebounds				Scoring					
SEASON	TEAM	GP-GS	MIN/AVG	FG-FGA	FG%	3FG-3FGA	3FG%	FT-FTA	FT%	OFF	DEF	TOT	AVG	PF-FO	A TO BLK	STL	PTS	AVG	
2022-23	UVa	8-0	90/11.2	8-15	.533	2-5	.400	6-9	.667	1	18	19	2.4	10-0	2 1	8	2	24	3.0
<b>TOTAL</b>		<b>8-0</b>	<b>90/11.2</b>	<b>8-15</b>	<b>.533</b>	<b>2-5</b>	<b>.400</b>	<b>6-9</b>	<b>.667</b>	<b>1</b>	<b>18</b>	<b>19</b>	<b>2.4</b>	<b>10-0</b>	<b>2 1</b>	<b>8</b>	<b>2</b>	<b>24</b>	<b>3.0</b>

## Single Game Highs

Statistic	Value	
Points	13	vs Monmouth 11/11/22
Rebounds	6	vs Monmouth 11/11/22
Assists	2	vs Monmouth 11/11/22
Steals	2	vs Monmouth 11/11/22
Blocks	3	vs Monmouth 11/11/22, vs James Madison 12/06/22
FG Made	5	vs Monmouth 11/11/22
FG Attempts	6	vs Monmouth 11/11/22
3FG Made	1	vs Monmouth 11/11/22, vs Baylor 11/18/22
3FG Attempts	2	vs James Madison 12/06/22
FT Made	4	vs Florida St. 12/03/22
FT Attempts	4	vs Monmouth 11/11/22, vs Florida St. 12/03/22

## DUNN 2022-23 GAME-BY-GAME

Opponent	Date	GS	MIN	Total		3-Pointers		Free throws		Rebounds				PF	A	TO	BLK	STL	PTS	AVG
				FG-FGA	PCT	3FG-3FGA	PCT	FT-FTA	PCT	OFF	DEF	TOT	AVG							
Monmouth	11/11/2022		26:42	5-6	.833	1-1	1.000	2-4	.500	1	5	6	6.0	3	2	0	3	2	13	13.0
vs Baylor	11/18/2022		06:34	1-2	.500	1-1	1.000	0-1	.000	0	0	0	3.0	1	0	0	0	0	3	8.0
vs Illinois	11/20/2022		03:22	0-0	.000	0-0	.000	0-0	.000	0	1	1	2.3	0	0	0	0	0	0	5.3
UMES	11/25/2022		11:43	0-2	.000	0-1	.000	0-0	.000	0	0	0	1.8	0	0	1	1	0	0	4.0
at Michigan	11/29/2022		04:34	0-0	.000	0-0	.000	0-0	.000	0	1	1	1.6	0	0	0	0	0	0	3.2
Florida St.	12/03/2022		15:05	0-0	.000	0-0	.000	4-4	1.000	0	5	5	2.2	3	0	0	1	0	4	3.3
James Madison	12/06/2022		18:40	2-5	.400	0-2	.000	0-0	.000	0	5	5	2.6	3	0	0	3	0	4	3.4
Houston	12/17/2022		03:08	0-0	.000	0-0	.000	0-0	.000	0	1	1	2.4	0	0	0	0	0	0	3.0
<b>Totals</b>		<b>0</b>	<b>89:48</b>	<b>8-15</b>	<b>.533</b>	<b>2-5</b>	<b>.400</b>	<b>6-9</b>	<b>.667</b>	<b>1</b>	<b>18</b>	<b>19</b>	<b>2.4</b>	<b>10</b>	<b>2</b>	<b>1</b>	<b>8</b>	<b>2</b>	<b>24</b>	<b>3.0</b>

## Player Averages

Games Played	Minutes/game	Points/game	FG Pct	3FG Pct	FT Pct	Rebounds/game	Assists/game	Turnovers/game	Assist/Turnover ratio	Steals/game	Blocks/game
8	11.2	3.0	53.3	40.0	66.7	2.4	0.3	0.1	2.0	0.3	1.0



# 21 KADIN SHEDRICK

RS Junior • Forward • 6-11 • 231  
Holly Springs, N.C. • Holly Springs

## 2022-23 HIGHLIGHTS

- Tallied 10 points, seven rebounds, two steals and two blocks vs. NCCU (11/7/22)
- Scored nine points along with a game-high seven rebounds vs. Monmouth (11/11/22)
- Registered 17 points and two blocks vs. Baylor (11/18/22)
- Recorded 13 points (4-4 FG, 5-5 FT), three steals and two blocks vs. UMES (11/25/22)
- Tallied 12 points (5-6 FG) and two steals at Michigan (11/29/22)
- Blocked four shots vs. FSU (12/3/22) and JMU (12/6/22)
- Scored team-high 16 points vs. Houston (12/17/22)

## SHEDRICK CAREER STATISTICS

SEASON	TEAM	GP-GS	MIN/AVG	Field Goals		3-Point		F-Throws		Rebounds				Scoring						
				FG-FGA	FG%	3FG-3FGA	3FG%	FT-FTA	FT%	OFF	DEF	TOT	AVG	PF-FO	A	TO	BLK	STL	PTS	AVG
2020-21	UVa	11-0	87/7.9	11-21	.524	0-1	.000	6-9	.667	12	12	24	2.2	14-0	3	6	4	2	28	2.5
2021-22	UVa	35-19	727/20.8	91-142	.641	0-1	.000	61-86	.709	55	123	178	5.1	97-2	8	31	67	20	243	6.9
2022-23	UVa	9-9	217/24.1	31-43	.721	1-3	.333	26-33	.788	12	29	41	4.6	26-2	7	8	17	13	89	9.9
<b>TOTAL</b>	<b>55-28</b>	<b>1030/18.7</b>	<b>133-206</b>	<b>.646</b>	<b>1-5</b>	<b>.200</b>	<b>93-128</b>	<b>.727</b>	<b>79</b>	<b>164</b>	<b>243</b>	<b>4.4</b>	<b>137-4</b>	<b>18</b>	<b>45</b>	<b>88</b>	<b>35</b>	<b>360</b>	<b>6.5</b>	

## Single Game Highs

Statistic	Value	
Points	20	at Louisville 03/05/22
Rebounds	13	at Miami (FL) 02/19/22
Assists	2	vs Gonzaga 12/26/20, at Miami (FL) 02/19/22, vs N.C. Central 11/07/22
Steals	3	vs Navy 11/09/21, vs Monmouth 11/11/22, vs UMES 11/25/22
Blocks	6	vs Clemson 12/22/21
FG Made	8	at Duke 02/07/22, at Louisville 03/05/22
FG Attempts	9	at Louisville 03/05/22
3FG Made	1	at Michigan 11/29/22
3FG Attempts	1	5 times
FT Made	10	vs Radford 11/12/21
FT Attempts	10	vs Radford 11/12/21

## SHEDRICK 2022-23 GAME-BY-GAME

Opponent	Date	GS	MIN	Total		3-Pointers		Free throws		Rebounds				PF A TO BLK STL PTS AVG							
				FG-FGA	PCT	3FG-3FGA	PCT	FT-FTA	PCT	OFF	DEF	TOT	AVG	PF	A	TO	BLK	STL	PTS	AVG	
N.C. Central	11/07/2022	*	27:15	3-6	.500	0-1	.000	4-4	1.000	2	5	7	7.0	3	2	0	2	2	10	10.0	
Monmouth	11/11/2022	*	20:54	2-4	.500	0-0	.000	5-6	.833	2	5	7	7.0	2	0	1	1	3	9	9.5	
vs Baylor	11/18/2022	*	32:16	6-6	1.000	0-0	.000	5-7	.714	0	3	3	5.7	5	1	2	2	2	17	12.0	
vs Illinois	11/20/2022	*	19:21	2-3	.667	0-0	.000	3-4	.750	1	5	6	5.8	2	1	2	1	0	7	10.8	
UMES	11/25/2022	*	17:01	4-4	1.000	0-0	.000	5-5	1.000	3	0	3	5.2	0	1	1	2	3	13	11.2	
at Michigan	11/29/2022	*	22:14	5-6	.833	1-1	1.000	1-3	.333	0	1	1	4.5	5	0	0	0	2	12	11.3	
Florida St.	12/03/2022	*	23:50	1-3	.333	0-0	.000	1-2	.500	2	4	6	4.7	4	0	0	4	0	3	10.1	
James Madison	12/06/2022	*	24:59	1-3	.333	0-1	.000	0-0	.000	0	5	5	4.8	2	1	1	4	1	2	9.1	
Houston	12/17/2022	*	28:49	7-8	.875	0-0	.000	2-2	1.000	2	1	3	4.6	3	1	1	1	0	16	9.9	
<b>Totals</b>			<b>9</b>	<b>216:39</b>	<b>31-43</b>	<b>.721</b>	<b>1-3</b>	<b>.333</b>	<b>26-33</b>	<b>.788</b>	<b>12</b>	<b>29</b>	<b>41</b>	<b>4.6</b>	<b>26</b>	<b>7</b>	<b>8</b>	<b>17</b>	<b>13</b>	<b>89</b>	<b>9.9</b>

## Player Averages

Games Played	Minutes/game	Points/game	FG Pct	3FG Pct	FT Pct	Rebounds/game	Assists/game	Turnovers/game	Assist/Turnover ratio	Steals/game	Blocks/game
9	24.1	9.9	72.1	33.3	78.8	4.6	0.8	0.9	0.9	1.4	1.9



# 22 FRANCISCO CAFFARO

RS Senior • Center • 7-1 • 254  
 Santa Fe, Argentina • NBA Global Academy

## 2022-23 HIGHLIGHTS

- Tallied 10 points and four rebounds vs. NCCU (11/7/22)
- Missed Monmouth game due to participation with Argentina National Team at World Cup qualifier in the Dominican Republic on Nov. 10
- Scored nine points along with six rebounds for Argentina in a World Cup qualifier vs. the Dominican Republic on Nov. 10

## CAFFARO CAREER STATISTICS

SEASON	TEAM	GP-GS	MIN/AVG	Field Goals		3-Point		F-Throws		Rebounds				Scoring						
				FG-FGA	FG%	3FG-3FGA	3FG%	FT-FTA	FT%	OFF	DEF	TOT	AVG	PF-FO	A	TO	BLK	STL	PTS	AVG
2019-20	UVa	20-2	150/7.5	9-17	.529	0-0	.000	10-15	.667	10	14	24	1.2	24-0	0	9	5	2	28	1.4
2020-21	UVa	17-0	117/6.9	6-12	.500	0-0	.000	8-10	.800	9	12	21	1.2	16-0	2	7	1	0	20	1.2
2021-22	UVa	35-16	620/17.7	55-105	.524	0-0	.000	41-68	.603	55	107	162	4.6	79-3	8	32	11	7	151	4.3
2022-23	UVa	6-0	46/7.6	6-7	.857	0-0	.000	4-5	.800	6	6	12	2.0	10-0	1	3	1	0	16	2.7
<b>TOTAL</b>		<b>78-18</b>	<b>933/12.0</b>	<b>76-141</b>	<b>.539</b>	<b>0-0</b>	<b>.000</b>	<b>63-98</b>	<b>.643</b>	<b>80</b>	<b>139</b>	<b>219</b>	<b>2.8</b>	<b>129-3</b>	<b>11</b>	<b>51</b>	<b>18</b>	<b>9</b>	<b>215</b>	<b>2.8</b>

## Single Game Highs

Statistic	Value	
Points	16	vs Virginia Tech 01/12/22
Rebounds	12	at Notre Dame 01/29/22
Assists	1	11 times
Steals	2	at Notre Dame 01/29/22
Blocks	2	vs Fairleigh Dickinson 12/18/21, vs Florida St. 02/26/22
FG Made	5	vs Virginia Tech 01/12/22, at Notre Dame 01/29/22
FG Attempts	9	vs Wake Forest 01/15/22, at Notre Dame 01/29/22
FT Made	6	vs Virginia Tech 01/12/22
FT Attempts	10	vs Virginia Tech 01/12/22

## CAFFARO 2022-23 GAME-BY-GAME

Opponent	Date	GS	MIN	Total		3-Pointers		Free throws		Rebounds				PF	A	TO	BLK	STL	PTS	AVG
				FG-FGA	PCT	3FG-3FGA	PCT	FT-FTA	PCT	OFF	DEF	TOT	AVG							
N.C. Central	11/07/2022		10:12	3-3	1.000	0-0	.000	4-5	.800	1	3	4	4.0	2	1	0	0	0	10	10.0
vs Baylor	11/18/2022		06:18	1-1	1.000	0-0	.000	0-0	.000	2	0	2	3.0	2	0	0	0	0	2	6.0
vs Illinois	11/20/2022		09:43	1-1	1.000	0-0	.000	0-0	.000	1	1	2	2.7	2	0	1	1	0	2	4.7
UMES	11/25/2022		11:53	1-1	1.000	0-0	.000	0-0	.000	1	1	2	2.5	1	0	1	0	0	2	4.0
at Michigan	11/29/2022		03:57	0-1	.000	0-0	.000	0-0	.000	0	0	0	2.0	3	0	1	0	0	0	3.2
Florida St.	12/03/2022		03:48	0-0	.000	0-0	.000	0-0	.000	1	1	2	2.0	0	0	0	0	0	0	2.7
<b>Totals</b>		<b>0</b>	<b>45:51</b>	<b>6-7</b>	<b>.857</b>	<b>0-0</b>	<b>.000</b>	<b>4-5</b>	<b>.800</b>	<b>6</b>	<b>6</b>	<b>12</b>	<b>2.0</b>	<b>10</b>	<b>1</b>	<b>3</b>	<b>1</b>	<b>0</b>	<b>16</b>	<b>2.7</b>

## Player Averages

Games Played	Minutes/game	Points/game	FG Pct	3FG Pct	FT Pct	Rebounds/game	Assists/game	Turnovers/game	Assist/Turnover ratio	Steals/game	Blocks/game
6	7.6	2.7	85.7	0.0	80.0	2.0	0.2	0.5	0.3	0.0	0.2



# 24 TRISTAN HOW

Junior • Forward • 6-7 • 202  
Virginia Beach, Va. • Norfolk Collegiate

## 2022-23 HIGHLIGHTS

• Scored three points along with three rebounds in collegiate debut vs. Monmouth (11/11/22)

## HOW CAREER STATISTICS

SEASON	TEAM	GP-GS	MIN/AVG	Field Goals		3-Point		F-Throws		Rebounds				Scoring						
				FG-FGA	FG%	3FG-3FGA	3FG%	FT-FTA	FT%	OFF	DEF	TOT	AVG	PF	FO	A	TO	BLK	STL	PTS
2022-23	UVa	1-0	5/5.0	1-1	1.000	0-0	.000	1-2	.500	1	2	3	3.0	1-0	0	0	0	0	3	3.0
<b>TOTAL</b>		<b>1-0</b>	<b>5/5.0</b>	<b>1-1</b>	<b>1.000</b>	<b>0-0</b>	<b>.000</b>	<b>1-2</b>	<b>.500</b>	<b>1</b>	<b>2</b>	<b>3</b>	<b>3.0</b>	<b>1-0</b>	<b>0</b>	<b>0</b>	<b>0</b>	<b>0</b>	<b>3</b>	<b>3.0</b>

## Single Game Highs

Statistic	Value
Points	3 vs Monmouth 11/11/22
Rebounds	3 vs Monmouth 11/11/22
FG Made	1 vs Monmouth 11/11/22
FG Attempts	1 vs Monmouth 11/11/22
FT Made	1 vs Monmouth 11/11/22
FT Attempts	2 vs Monmouth 11/11/22

## HOW 2022-23 GAME-BY-GAME

Opponent	Date	GS	MIN	Total		3-Pointers		Free throws		Rebounds				PF	A	TO	BLK	STL	PTS	
				FG-FGA	PCT	3FG-3FGA	PCT	FT-FTA	PCT	OFF	DEF	TOT	AVG						AVG	AVG
Monmouth	11/11/2022		05:02	1-1	1.000	0-0	.000	1-2	.500	1	2	3	3.0	1	0	0	0	0	3	3.0
<b>Totals</b>		<b>0</b>	<b>05:02</b>	<b>1-1</b>	<b>1.000</b>	<b>0-0</b>	<b>.000</b>	<b>1-2</b>	<b>.500</b>	<b>1</b>	<b>2</b>	<b>3</b>	<b>3.0</b>	<b>1</b>	<b>0</b>	<b>0</b>	<b>0</b>	<b>0</b>	<b>3</b>	<b>3.0</b>

## Player Averages

Games Played	Minutes/game	Points/game	FG Pct	3FG Pct	FT Pct	Rebounds/game	Assists/game	Turnovers/game	Assist/Turnover ratio	Steals/game	Blocks/game
1	5.0	3.0	100.0	0.0	50.0	3.0	0.0	0.0	0.0	0.0	0.0



**2022-23 Virginia Men's Basketball  
Combined Team Statistics  
All games**

**Game Records**

Record	Overall	Home	Away	Neutral
ALL GAMES	8-1	5-1	1-0	2-0
CONFERENCE	1-0	1-0	0-0	0-0
NON-CONFERENCE	7-1	4-1	1-0	2-0

**Score by Periods**

Team	1st	2nd	OT	TOT
Virginia	287	351	0	638
Opponents	254	278	0	532

**Team Box Score**

No.	Player				Total		3-Point		F-Throw		Rebounds											
		GP-GS	MIN	AVG	FG-FGA	FG%	3FG-3FGA	3FG%	FT-FTA	FT%	OFF	DEF	TOT	AVG	PF	DQ	A	TO	BLK	STL	PTS	AVG
1	GARDNER, Jayden	9-9	226:41	25.2	39-74	.527	0-0	.000	28-44	.636	21	36	57	6.3	14	0	6	10	5	9	106	11.8
0	CLARK, Kihei	9-9	302:51	33.6	29-71	.408	12-31	.387	32-43	.744	3	18	21	2.3	10	0	48	18	1	10	102	11.3
4	FRANKLIN, Armaan	9-9	246:06	27.3	31-72	.431	17-40	.425	19-24	.792	2	33	35	3.9	19	0	7	11	1	6	98	10.9
21	SHEDRICK, Kadin	9-9	216:39	24.1	31-43	.721	1-3	.333	26-33	.788	12	29	41	4.6	26	2	7	8	17	13	89	9.9
2	BEEKMAN, Reece	9-9	249:21	27.7	25-60	.417	9-20	.450	25-30	.833	4	22	26	2.9	16	0	42	16	6	13	84	9.3
5	VANDER PLAS, Ben	9-0	203:19	22.6	18-47	.383	8-28	.286	17-25	.680	6	29	35	3.9	13	0	14	6	3	3	61	6.8
11	MCKNEELY, Isaac	9-0	167:39	18.6	14-40	.350	12-31	.387	4-8	.500	3	12	15	1.7	7	0	4	6	1	2	44	4.9
24	HOW, Tristan	1-0	05:02	5.0	1-1	1.000	0-0	.000	1-2	.500	1	2	3	3.0	1	0	0	0	0	0	3	3.0
13	DUNN, Ryan	8-0	89:48	11.2	8-15	.533	2-5	.400	6-9	.667	1	18	19	2.4	10	0	2	1	8	2	24	3.0
22	CAFFARO, Francisco	6-0	45:51	7.6	6-7	.857	0-0	.000	4-5	.800	6	6	12	2.0	10	0	1	3	1	0	16	2.7
10	MURRAY, Taine	4-0	33:30	8.4	3-9	.333	1-6	.167	1-2	.500	0	5	5	1.3	4	0	3	0	2	0	8	2.0
12	COLEMAN, Chase	2-0	13:12	6.6	1-3	.333	1-2	.500	0-1	.000	0	0	0	0.0	1	0	3	2	0	0	3	1.5
Team											13	9	22					7				
<b>Total</b>		<b>9</b>	<b>1800</b>		<b>206-442</b>	<b>.466</b>	<b>63-166</b>	<b>.380</b>	<b>163-226</b>	<b>.721</b>	<b>72</b>	<b>219</b>	<b>291</b>	<b>32.3</b>	<b>131</b>	<b>2</b>	<b>137</b>	<b>88</b>	<b>45</b>	<b>58</b>	<b>638</b>	<b>70.9</b>
<b>Opponents</b>		<b>9</b>	<b>1800</b>		<b>196-485</b>	<b>.404</b>	<b>63-181</b>	<b>.348</b>	<b>77-107</b>	<b>.720</b>	<b>86</b>	<b>194</b>	<b>280</b>	<b>31.1</b>	<b>181</b>	<b>6</b>	<b>90</b>	<b>115</b>	<b>29</b>	<b>45</b>	<b>532</b>	<b>59.1</b>

**Team Statistics**

	UVA	OPP
<b>Scoring</b>	<b>638</b>	<b>532</b>
Points per game	70.9	59.1
Scoring margin	+11.8	-
<b>Field goals-att</b>	<b>206-442</b>	<b>196-485</b>
Field goal pct	.466	.404
<b>3 point fg-att</b>	<b>63-166</b>	<b>63-181</b>
3-point FG pct	.380	.348
3-pt FG made per game	7.0	7.0
<b>Free throws-att</b>	<b>163-226</b>	<b>77-107</b>
Free throw pct	.721	.720
F-Throws made per game	18.1	8.6
<b>Rebounds</b>	<b>291</b>	<b>280</b>
Rebounds per game	32.3	31.1
Rebounding margin	+1.2	-
<b>Assists</b>	<b>137</b>	<b>90</b>
Assists per game	15.2	10.0
<b>Turnovers</b>	<b>88</b>	<b>115</b>
Turnovers per game	9.8	12.8
Turnover margin	+3.0	-
Assist/turnover ratio	1.6	0.8
<b>Steals</b>	<b>58</b>	<b>45</b>
Steals per game	6.4	5.0
<b>Blocks</b>	<b>45</b>	<b>29</b>
Blocks per game	5.0	3.2
<b>Winning streak</b>	<b>0</b>	<b>-</b>
Home win streak	0	-
<b>Attendance</b>	<b>83709</b>	<b>12200</b>
Home games-Avg/Game	6-13952	1-12200
Neutral site-Avg/Game	-	2-3839

**Team Results**

Date	Opponent		Score	Att.
11/07/2022	N.C. Central	W	73-61	13238
11/11/2022	Monmouth	W	89-42	13487
11/18/2022	vs Baylor	W	86-79	0
11/20/2022	vs Illinois	W	70-61	7678
11/25/2022	UMES	W	72-45	13882
11/29/2022	at Michigan	W	70-68	12200
12/03/2022	Florida St.	W	62-57	14280
12/06/2022	James Madison	W	55-50	14193
12/17/2022	Houston	L	61-69	14629



**2022-23 Virginia Men's Basketball  
Points-rebounds-assists  
All games**

Opponent	Date	Score		0	1	2	4	5	10	11	12	13	21	22
				CLARK,KIHE	GARDNER,JA	BEEKMAN,RE	FRANKLIN,A	VANDER PLA	MURRAY,TAI	MCKNEELY,I	COLEMAN,CH	DUNN,RYAN	SHEDRICK,K	CAFFARO,FR
N.C. Central	11/07/2022	73-61	W	9-2-5	3-9-0	10-3-5	21-4-1	7-4-2	0-1-0	3-1-0	DNP	DNP	10-7-2	10-4-1
Monmouth	11/11/2022	89-42	W	8-1-7	9-5-1	7-2-6	8-3-0	10-3-3	7-0-1	15-2-1	0-0-2	13-6-2	9-7-0	DNP
vs Baylor	11/18/2022	86-79	W	7-4-3	7-3-2	10-1-10	26-4-1	14-2-1	DNP	0-0-2	DNP	3-0-0	17-3-1	2-2-0
vs Illinois	11/20/2022	70-61	W	12-3-3	12-5-1	17-4-3	9-5-0	8-10-2	DNP	3-0-0	DNP	0-1-0	7-6-1	2-2-0
UMES	11/25/2022	72-45	W	5-2-8	26-3-0	9-5-2	5-4-3	2-7-2	1-4-1	6-3-0	3-0-1	0-0-0	13-3-1	2-2-0
at Michigan	11/29/2022	70-68	W	16-2-4	12-11-2	18-4-5	2-4-0	10-0-1	DNP	0-0-0	DNP	0-1-0	12-1-0	0-0-0
Florida St.	12/03/2022	62-57	W	18-3-3	10-7-0	7-4-5	9-2-0	7-4-1	DNP	4-5-0	DNP	4-5-0	3-6-0	0-2-0
James Madison	12/06/2022	55-50	W	18-2-7	14-8-0	2-0-1	8-3-2	3-5-1	0-0-1	4-2-1	DNP	4-5-0	2-5-1	DNP
Houston	12/17/2022	61-69	L	9-2-8	13-6-0	4-3-5	10-6-0	0-0-1	DNP	9-2-0	DNP	0-1-0	16-3-1	DNP

Opponent	Date	Score		24 HOW,TRISTA
N.C. Central	11/07/2022	73-61	W	DNP
Monmouth	11/11/2022	89-42	W	3-3-0
vs Baylor	11/18/2022	86-79	W	DNP
vs Illinois	11/20/2022	70-61	W	DNP
UMES	11/25/2022	72-45	W	DNP
at Michigan	11/29/2022	70-68	W	DNP
Florida St.	12/03/2022	62-57	W	DNP
James Madison	12/06/2022	55-50	W	DNP
Houston	12/17/2022	61-69	L	DNP



**2022-23 Virginia Men's Basketball  
Team Game-by-Game  
All games**

Opponent	Date	Score	W	Total		3-Pointers		Free throws		Rebounds										
				FG-FGA	PCT	3FG-3FGA	PCT	FT-FTA	PCT	OFF	DEF	TOT	AVG	PF	A	TO	BLK	STL	PTS	AVG
N.C. Central	11/07/2022	73-61	W	20-47	.426	11-25	.440	22-30	.733	10	27	37	37.0	12	16	8	4	4	73	73.0
Monmouth	11/11/2022	89-42	W	30-54	.556	13-25	.520	16-25	.640	11	24	35	36.0	20	23	6	8	9	89	81.0
vs Baylor	11/18/2022	86-79	W	25-45	.556	9-14	.643	27-35	.771	8	19	27	33.0	15	20	14	3	8	86	82.7
vs Illinois	11/20/2022	70-61	W	20-48	.417	5-17	.294	25-32	.781	9	28	37	34.0	14	10	12	2	8	70	79.5
UMES	11/25/2022	72-45	W	27-51	.529	5-15	.333	13-18	.722	7	26	33	33.8	11	18	10	5	10	72	78.0
at Michigan	11/29/2022	70-68	W	27-53	.509	4-8	.500	12-19	.632	6	19	25	32.3	15	12	7	0	7	70	76.7
Florida St.	12/03/2022	62-57	W	18-51	.353	5-19	.263	21-26	.808	12	26	38	33.1	17	9	12	10	4	62	74.6
James Madison	12/06/2022	55-50	W	19-45	.422	5-21	.238	12-24	.500	3	30	33	33.1	14	14	9	10	6	55	72.1
Houston	12/17/2022	61-69	L	20-48	.417	6-22	.273	15-17	.882	6	20	26	32.3	13	15	10	3	2	61	70.9
<b>Total</b>		<b>638</b>		<b>206-442</b>	<b>.466</b>	<b>63-166</b>	<b>.380</b>	<b>163-226</b>	<b>.721</b>	<b>72</b>	<b>219</b>	<b>291</b>	<b>32.3</b>	<b>131</b>	<b>137</b>	<b>88</b>	<b>45</b>	<b>58</b>	<b>638</b>	<b>70.9</b>
Opponents		532		196-485	.404	63-181	.348	77-107	.720	86	194	280	31.1	181	90	115	29	45	532	59.1

**Virginia Averages**

Games Played	Points/game	FG Pct	3FG Pct	FT Pct	Rebounds/game	Assists/game	Turnovers/game	Assist/Turnover ratio	Steals/game	Blocks/game
9	70.9	46.6	38.0	72.1	32.3	15.2	9.8	1.6	6.4	5.0



2022-23 Virginia Men's Basketball  
Opponents Game-by-Game  
All games

Opponent	Date	Score	W	Total		3-Pointers		Free throws		Rebounds											
				FG-FGA	PCT	3FG-3FGA	PCT	FT-FTA	PCT	OFF	DEF	TOT	AVG	PF	A	TO	BLK	STL	PTS	AVG	
N.C. Central	11/07/2022	73-61	W	22-53	.415	8-19	.421	9-14	.643	8	19	27	27.0	25	8	8	4	6	61	61.0	
Monmouth	11/11/2022	89-42	W	16-41	.390	3-11	.273	7-15	.467	6	15	21	24.0	21	5	21	0	3	42	51.5	
vs Baylor	11/18/2022	86-79	W	28-58	.483	11-26	.423	12-14	.857	12	17	29	25.7	24	15	13	2	7	79	60.7	
vs Illinois	11/20/2022	70-61	W	24-59	.407	9-26	.346	4-9	.444	11	23	34	27.8	22	11	13	4	5	61	60.8	
UMES	11/25/2022	72-45	W	19-55	.345	3-18	.167	4-5	.800	8	21	29	28.0	16	7	15	2	5	45	57.6	
at Michigan	11/29/2022	70-68	W	26-49	.531	8-19	.421	8-10	.800	5	24	29	28.2	16	10	12	9	3	68	59.3	
Florida St.	12/03/2022	62-57	W	21-64	.328	6-18	.333	9-9	1.000	16	24	40	29.9	19	12	13	4	4	57	59.0	
James Madison	12/06/2022	55-50	W	15-55	.273	7-23	.304	13-18	.722	13	28	41	31.3	21	5	12	1	8	50	57.9	
Houston	12/17/2022	61-69	L	25-51	.490	8-21	.381	11-13	.846	7	23	30	31.1	17	17	8	3	4	69	59.1	
<b>Total</b>		<b>532</b>		<b>196-485</b>	<b>.404</b>	<b>63-181</b>	<b>.348</b>	<b>77-107</b>	<b>.720</b>	<b>86</b>	<b>194</b>	<b>280</b>	<b>31.1</b>	<b>181</b>	<b>90</b>	<b>115</b>	<b>29</b>	<b>45</b>	<b>532</b>	<b>59.1</b>	
Virginia		638		206-442	.466	63-166	.380	163-226	.721	72	219	291	32.3	131	137	88	45	58	638	70.9	

Opponents Averages

Games Played	Points/game	FG Pct	3FG Pct	FT Pct	Rebounds/game	Assists/game	Turnovers/game	Assist/Turnover ratio	Steals/game	Blocks/game
9	59.1	40.4	34.8	72.0	31.1	10.0	12.8	0.8	5.0	3.2