



JAMES MADISON MEN'S BASKETBALL

Men's Basketball Contact: Jason Krech - krechjb@jmu.edu - O: 540-568-7910 - C: 540-908-1041



JAMES MADISON DUKES | 7-2 (0-0 Sun Belt)

Head Coach: Mark Byington (UNCW, '98)
Record at JMU: 35-23 (Third Season)
Career Record: 173-124 (10th Season)



VIRGINIA CAVALIERS | 7-0 (1-0 ACC)

Head Coach: Tony Bennett (Green Bay '92)
Record at Virginia: 323-117 (14th Season)
Career Record: 392-150 (17th Season)

JAMES MADISON HEADS TO CHARLOTTESVILLE FOR COMMONWEALTH CLASH

- James Madison men's hoops will face a tough challenge on Tuesday, heading to face No. 3 Virginia at John Paul Jones Arena.
- JMU returned to the Commonwealth for the first time in 23 days this past Friday, doing so in a big way with a 97-80 victory over Eastern Kentucky at the Atlantic Union Bank Center. JMU led by as many as 23 in the second half as it cruised to the win.
- The Dukes were led on Friday by 17 points each from **Noah Freidel** and **Terrance Edwards**. Edwards did so on 6-of-7 shooting from the floor, including a 4-for-4 performance from three that marked a career-high in made triples.
- **Julien Wooden** scored 16, **Justin Amadi** had 15 and **Mezie Offurum** had 13 to put five Dukes scoring in double figures. At least five players have scored in double figures in five different games this season and JMU is 5-0 in such instances.
- Graduate student **Takal Molson** sits as JMU's leading scorer, averaging 12.6 points a game and reaching double figures in six of eight appearances. Molson, Edwards (12.3) and **Vado Morse** (12.0) all average at least a dozen points per game thus far.
- JMU is the top-ranked scoring offense in all of Division I, averaging 93.3 points per game in nine tilts.
- Amadi (.730), Offurum (.678), Edwards (.646) and **Xavier Brown** (.640) are all shooting above 60% with at least 25 field goal attempts. Amadi also sits as JMU's all time shooting percentage leader (.670).
- On defense, the Dukes rank inside the top 10 nationally in a pair of categories - 9th in steals per game (11.1) and 10th in turnovers forced per game (20.0). JMU had 14 swipes and forced 30 total turnovers in a lopsided win at Buffalo on Nov. 12.
- After traveling to Chapel Hill to face off against then-No. 1 North Carolina on Nov. 20, Tuesday night will mark the Dukes' second matchup against a team ranked inside the top five by the Associated Press. This marks the first season since the 1981-82 campaign in which JMU will have two such matchups.

SCOUTING THE CAVALIERS

- After a rare NCAA Tournament miss last year, Virginia has started 7-0, winning its ACC opener 62-57 against Florida State Saturday.
- Armaan Franklin and Reece Beekman each average 11.8 points per game, with Kadin Shedrick and Jayden Gardner averaging 11.3.
- Virginia is tied for 23rd in the nation in scoring defense, giving up just 59.0 points per game this season.

SERIES HISTORY

- JMU won against its in-state foe for the first time in 12 games last season: a 52-49 triumph on Dec. 7, 2021 in front of a crowd of 8,439 fans at the Atlantic Union Bank Center, the largest crowd to ever witness a basketball game in Harrisonburg. JMU held Virginia to just 14 points in the first half. Down one in the final stages, Molson made back-to-back jumpers to grab the lead and seal the win.
- Prior to that contest, the Cavaliers had won all 11 contests between the teams, including seven in Charlottesville.

Previous Starting Lineup

Pos.	No.	Yr.	Player	Ht.	Wt.	PPG	RPG	APG	Notes
G	1	r-Jr.	Noah Freidel	6-4	210	9.8	4.6	1.2	Tallied 17 points in win over Eastern Kentucky
G	4	r-So.	Vado Morse	6-0	170	12.0	1.7	2.7	Racked up 22 points in win over Buffalo
G/F	5	r-So.	Terrance Edwards	6-6	190	12.3	4.1	2.8	21p/11r/5a in win over Hampton on 11/9
F	11	r-So.	Justin Amadi	6-7	220	7.4	4.3	0.9	Current highest career FG% in JMU history
F	13	Gr.	Mezie Offurum	6-8	230	11.0	5.7	1.3	Double-digit scoring in his last eight games

Off the Bench

G	0	Fr.	Xavier Brown	6-2	170	4.4	2.2	2.2	Dished seven assists in second half vs. Hampton (11/9)
G	2	r-So.	Tyree Ihenacho	6-4	195	0.0	2.0	2.0	Played his first 22-23 game against ECU (12/2)
G	10	r-So.	Terrell Strickland	6-0	170	--	--	--	Yet to play in 2022-23 due to injury
G	12	Fr.	Brycen Blaine	6-5	195	3.0	1.8	1.5	Averaged 16 points, seven boards last year at Berkmar HS
G	15	Gr.	Takal Molson	6-4	210	12.6	3.3	0.8	Led team with 19 points and six boards at #1 UNC
G	21	r-So.	Hollman Smith	6-0	180	1.8	0.7	0.3	Saw time in six games last year
F	22	r-Jr.	Julien Wooden	6-8	225	9.4	2.9	1.0	16 points against Eastern Kentucky on 12/2
F	25	Gr.	Alonzo Sule	6-7	215	8.2	3.7	0.7	Scored in double digits 10 times in 2021-22
F	33	Fr.	Jerrell Roberson	6-9	225	3.2	2.8	0.0	Ranked in top 10 players in DMV as a senior at Dematha
F	35	So.	Shane Feden	6-6	170	4.0	1.5	0.0	Appeared in five games last season with the Dukes

Schedule/Results - 7-2 (0-0)

Date	Opponent	Time/Result
Mon/Nov7	VALLEY FORGE	W, 123-38
Wed/Nov9	HAMPTON	W, 106-58
Sat/Nov12	at Buffalo	W, 97-62
Tues/Nov15	at Howard	W, 95-69
Sun/Nov20	at #1 North Carolina	L, 64-80
Fri/Nov25	vs. Coastal Georgia	W, 100-54
Sat/Nov26	vs. South Dakota State [^]	W, 79-60
Sun/Nov27	vs. Valaparaíso [^]	L, 79-81
Fri/Dec2	EASTERN KENTUCKY	W, 97-80
Tues/Dec6	at Virginia	8 p.m.
Sat/Dec10	GALLAUDET	7 p.m.
Sun/Dec18	LONG ISLAND	2 p.m.
Wed/Dec21	at Coppin State	7 p.m.
Thurs/Dec29	at Georgia State*	7 p.m.
Sat/Dec31	at Marshall*	2 p.m.
Thurs/Jan5	TEXAS STATE*	7 p.m.
Sat/Jan7	APP STATE*	4 p.m.
Thurs/Jan12	at South Alabama*	6 p.m.
Sat/Jan14	GEORGIA SOUTHERN*	7 p.m.
Thurs/Jan19	at Troy*	7 p.m.
Sat/Jan21	at Southern Miss*	3 p.m.
Thurs/Jan26	COASTAL CAROLINA*	7 p.m.
Sat/Jan28	ULM*	4 p.m.
Thurs/Feb2	at Old Dominion*	7 p.m.
Sat/Feb4	at App State*	4 p.m.
Thurs/Feb9	at Georgia Southern*	7 p.m.
Sat/Feb11	at Coastal Carolina*	2 p.m.
Thurs/Feb16	OLD DOMINION*	7 p.m.
Sat/Feb18	LOUISIANA*	7 p.m.
Wed/Feb22	MARSHALL*	7 p.m.
Fri/Feb24	GEORGIA STATE*	8 p.m.
2023 Sun Belt Men's Basketball Championship		
Feb28 - Mar6	Pensacola, Fla.	TBD

HOME GAMES IN BOLD CAPS

* Conference Game | * Naples Invitational
All times Eastern and subject to change

Game Information

Date/Time: Friday, Dec. 6 / 8 p.m.

Venue: John Paul Jones Arena

Site: Harrisonburg, Va.

TV: ACC Network

Audio: Varsity App

Radio: 550 AM/92.1 FM

Live Stats: VirginiaSports.com

Twitter: @JMUMBasketball

Series vs. Virginia: 1-11

...at James Madison: 1-3

...at Virginia: 0-7

...on a neutral floor: 0-1

First Meeting: Nov. 25, 1977 (L, 63-83)

Last Meeting: Dec. 7, 2021 (W, 52-49)

Streak: James Madison, one game

Last 5: Virginia leads, 4-1

Last 10: Virginia leads, 9-1

JMU Quick Facts

GENERAL INFORMATION

Name James Madison University
 Location Harrisonburg, Va. 22807
 Founded 1908
 Enrollment 22,224
 Affiliation NCAA Division I
 Conference Sun Belt Conference (SBC)
 Nickname/Mascot Dukes/Duke Dog
 Colors Purple (PMS 2685), Gold (PMS 4515)
 President Jonathan Alger (Swarthmore, '86)
 Director of Athletics Jeff Bourne (Bridgewater, '81)
 Facility/Capacity Atlantic Union Bank Center (8,500)
 Athletics Phone 540-568-6164
 Website www.JMUSports.com
 Basketball Twitter @JMUMBasketball

TEAM INFORMATION

2021-22 Overall Record 15-14
 League Record 6-12
 League Finish 8th of 10
 League Tournament Banned by CAA
 Postseason N/A
 Starters Returning/Lost 4/1
 Letterwinners Returning/Lost 8/5
 Newcomers 5

COACHING STAFF

Head Coach Mark Byington (Third Season - UNCW, '98)
 School Record 35-23 (14-14)
 Career Record 173-124
 Assistant Coach Xavier Joyner (Husson University, '95)
 Assistant Coach Jon Cremins (Valdosta State, '07)
 Assistant Coach Matt Bucklin (Georgia, '12/'14)
 Director of Operations Matt Sholtis (Charlotte, '19/'21)
 Director, Player Dev./Recruiting Calvin Baker (Virginia, '10)
 Graduate Assistant Vince Thibodeau (Western Michigan, '13)
 Graduate Assistant Jomar Stoddard (Mount. St. Mary's, '22)
 Graduate Assistant Jacob Sowers (Georgia Southern, '22)

TEAM HISTORY

First Season 1945-46
 First NCAA Season 1969-70
 All-Time NCAA Record 810-730 (.524)
 All-Time Division I Record 695-670 (.507)
 All-Time League Record 268-336 (.444)
 Conf. Tournament Championships 2 (1994, 2013)
 Regular Season Titles 9 (82, 90, 91, 92, 93, 94, 00, 15, 21)
 NCAA Winning Seasons 33
 20+ Win Seasons 14
 Best Season Win %800 (24-6), 1981-82
 NCAA Div. I Championship App. 5 ('81, '82, '83, '94, '13)
 NCAA Div. I Championship Record 4-5
 Postseason NIT Appearances 5 ('87, '90, '91, '92, '93)
 NIT Record 0-5
 College Basketball Invitational Appearances 1 ('11)
 CBI Record 0-1
 CollegelInsider.com Tournament Appearances 2 ('09, '15)
 CIT Record 2-2

ATHLETICS COMMUNICATIONS

Director/Men's Basketball Contact Jason Krech
 Email krechjb@jmu.edu
 Cell 540-908-1041
 Office 540-568-7910

Communications Assistant/Secondary MBB Nick Kerver
 Email kerverna@jmu.edu

Address 380 University Blvd., MSC 0404
 Harrisonburg, VA 22807
 Office Fax 540-568-3703

LAST TIME OUT

- In its first home game in nearly a month, James Madison men's basketball got double-digit scoring performances from five different players on Dec. 2, as the Dukes rolled to a 97-80 win over Eastern Kentucky at the Atlantic Union Bank Center.
 - JMU (7-2) brought offense from the start, shooting 61% (36-59) on the evening - including a remarkable 75% (27-36) from inside the arc - as the Dukes cleared the 95-point barrier for the sixth time in their first nine contests.

WELCOMING FUTURE DUKES

- In November's early signing period, James Madison welcomed a pair of incoming freshmen for the 2023-24 season - signing guard **Tyshawn Archie** and forward **Jaylen Carey** to National Letters of Intent.
 - Archie, a 6-1 combo guard who has built his prep career at C.E. King High School in Texas before transferring to Spire Academy in Ohio for his senior year, is rated a three-star recruit by 247Sports, which named him the No. 24-ranked player in Texas and the No. 34 combo guard nationally. Archie was named First Team Texas 6A All-District this past season as a junior. While playing with ProSkills (TX) on the AAU circuit, he was also named Second Team Nike EYBL IV in Kansas City, averaging 15.0 points, 4.2 rebounds and 5.3 assists per contest.
 - Byington on Archie: "Tyshawn has shown himself to be a very dynamic player who is extremely quick and athletic. He has great ability to get by his defender and either finish at the rim or create for others."
 - Carey is a 6-8 forward from Davie, Fla., who will join the Dukes after a standout career at Westminster Academy. This past season, he was named All-County and All-State after averaging more than 19 points and 13 rebounds, adding in three assists and three blocks along the way. Earlier this year, at the Nike EYBL Peach Jam with Nightrydas Elite, Carey averaged 15.2 points, 10.0 rebounds and 3.5 assists to earn Second Team honors against some of the strongest competition in the country. He also added 1.8 blocks and 1.0 steals to pick up a spot on the All-Defensive Team.
 - Byington on Carey: "Jaylen is extremely talented and will instantly make a huge impact on our program. He is a multidimensional wing who can shoot and pass like a guard It's going to be fun coaching him because his ceiling is so high and he loves to work. Jaylen played AAU with a great program and plays for one of the best high schools in the country. He comes from a great family that has instilled high character and an outstanding work ethic in him."
 - The pair of newcomers are set to join a 2023-24 roster that is currently slated to lose four players to exhausted eligibility.

BUILDING ON 2021-22

- Despite plenty of obstacles, the 2021-22 James Madison men's basketball campaign saw a number of important stepping stones for the program as the Dukes continue to build themselves up in their new home.
 - Despite ranking among the 75 least experienced teams in the country, the Dukes continued to build, finishing the year 15-14 to clinch back-to-back winning seasons at JMU for the first time since the 2014-15 and 2015-16 campaigns and just the second time since the 1999-2000 season.
 - The stage is also set for the future: the Dukes' talented and crucial group of redshirt freshmen - Justin Amadi, Terrence Edwards, Terrell Strickland and Tyree Ihenacho - combined to make 52 of the Dukes' 145 possible starts this season and all four were among JMU's top eight in minutes per game.
 - Even before the season, the Dukes faced their first bout of difficulty, with the knowledge that they would eventually be one of just two teams in the country not permitted by their league to compete for a conference championship. Despite that, JMU won nine of its first 11 games, its best start since the 1986-87 season.
 - In addition to their historic win over Virginia on Dec. 7, the Dukes picked up hard-fought victories over historic rivals Old Dominion and George Mason and capped non-conference play with a comeback win over Radford. JMU then took both games in the season series against league foe William & Mary, completing their six-game sweep of the state.
 - At the end of the non-conference slate, the Dukes were confronted with further challenges: between final exams, the holiday break and a series of activity pauses due to COVID-19, JMU went 29 days (Dec. 11 to Jan. 9) without playing a game - the second-longest pause in all of Division I this season.
 - In the span of less than a week in January, the Dukes were also confronted by the loss of both Takal Molson and Terrell Strickland, crucial members of the rotation, to season-ending injuries. Molson was averaging 14 points in league contests prior to his injury, while Strickland was shooting 56.3% from the floor as a guard and was averaging more than a steal per game.
 - All told, players in the Dukes' core rotation missed a total of 48 games due to injury across the 2021-22 season.

Tale of the Tape		
James Madison		Virginia
93.3	Scoring Offense	74.6
64.7	Scoring Defense	59.0
+28.6	Scoring Margin	+15.6
+7.5	Rebounding Margin	+3.3
52.7	Shooting Percentage	47.9
39.5	Opponent Shooting Percentage	41.2
42.2	3-Point Percentage	42.3
29.3	Opponent 3-Point Percentage	35.0
72.1	Free Throw Percentage	73.5
15.0	Assists per Game	15.4
11.1	Steals per Game	7.1
14.1	Turnovers per Game	9.9
+5.9	Turnover Margin	+3.7

HISTORIC START FOR JMU

- Through nine games, the Dukes are off to the fastest start in program history on the offensive side of the ball, starting the year with four straight 90+ point performances for the first time ever at JMU.

- The Dukes' victory at Howard also gave the Dukes consecutive road wins of 20 or more points for the first time since 1990, downing William & Mary (87-65) and Navy (76-52) on Jan. 10, 1990 and Jan 20, 1990.

- JMU currently leads the nation in scoring offense at 93.3 points per contest and is second in field goal percentage at 52.7%, trailing only Arizona's 52.7%.

- The program's Division I record for scoring average is 83.3, set across 30 games in 1993-93. The mark for FG% currently stands at 52.3% (781-1493), set during the 26-game 1978-79 campaign.

DUKES ADD NEWCOMERS FOR 2022-23

- The Dukes return four starters from last season's squad, but have restocked their depth with the arrival of three standout freshmen - Xavier Brown, Brycen Blaine and Jerrell Roberson - and a pair of high-level transfers in Noah Freidel and Mezie Offurum.

- Roberson was the Dukes' only signing during the early period last November, coming to Harrisonburg after a standout career at annual power DeMatha Catholic, while Brown and Blaine signed during the summer.

- Freidel, who has two years of eligibility remaining, shot 39.2% from three and averaged 13.6 points in three stellar years at South Dakota State, while Offurum will play his final collegiate season at JMU after being named Third Team All-Northeast Conference at Mount St. Mary's, averaging 11.4 points, 5.0 rebounds and 1.6 assists last season.

NEW ERA, NEW LEAGUE

- On July 1, 2022, James Madison finally made official its announced change in conference affiliation, joining the Sun Belt Conference as a full member in all sports beginning with the 2022-23 seasons.

- For the JMU Men's Basketball team, the switch marks the first new league for the Dukes since June 6, 1985, when the eight members of the former ECAC South came formed the Colonial Athletic Association.

- Head Coach Mark Byington will return to the league he departed on the way to James Madison, having led Georgia Southern for seven seasons prior to his arrival in Harrisonburg. In all, Byington racked up a 70-44 record in SBC play across six years.

- The arrival in the Sun Belt also marks a return for graduate forward Alonzo Sule, who played in 88 games across three seasons at Texas State, starting every game in 2020-21 and averaging 7.4 points and 4.1 rebounds across his three years.

MORSE NAMED FIRST TEAM ALL-SUN BELT, DUKES PICKED FOURTH

- The Dukes were selected to finish fourth in the 2022-23 Sun Belt Men's Basketball Preseason Coaches' Poll.

- Redshirt senior guard Vado Morse was also named First Team Preseason All-Sun Belt as he gets set to make his SBC debut this season. Last year, Morse was named Second Team All-Colonial Athletic Association after leading a young JMU team in scoring at 15.5 points per game, an average that jumped to 18.7 points per game in league contests, the second-highest average in the CAA.

Dukes in the National Rankings (Dec. 5, 2022)

Scoring Offense

1. James Madison	93.3
2. Missouri	93.0
3. Arizona	91.5
4. UAB	90.1
5. Bryant	89.0

Field Goal Percentage

1. Arizona	55.2%
2. James Madison	52.7%
3. Denver	52.7%
4. Indiana	52.1%
5. Missouri	51.6%

Scoring Margin

1. Sam Houston State	+29.2
2. James Madison	+28.7
3. Houston	+26.8
4. Yale	+26.1
5. Texas	+25.3

Bench Points per Game

1. Sam Houston State	43.12
2. Utah State	39.43
3. James Madison	38.22
3. Portland State	38.22

Three-Point Percentage

1. Western Kentucky	46.0%
2. Utah State	44.6%
--	
6. Pepperdine	42.2%
7. James Madison	42.2%
8. New Mexico State	41.6%

Steals per Game

1. Missouri	14.1
2. Morgan State	13.3
--	
7. UNLV	11.5
8. Kent State	11.4
9. James Madison	11.1
10. Southern Utah	11.0
10. Sam Houston State	11.0

Sun Belt Conference Standings (as of Mon. Dec. 5)

School	SBC	Overall
Southern Miss	0-0	8-1
Louisiana	0-0	7-1
Marshall	0-0	7-1
James Madison	0-0	7-2
Troy	0-0	6-3
Arkansas State	0-0	5-3
Coastal Carolina	0-0	4-3
App State	0-0	5-4
Georgia State	0-0	5-4
Old Dominion	0-0	5-4
Texas State	0-0	5-4
Georgia Southern	0-0	4-4
South Alabama	0-0	3-6
ULM	0-0	3-6

DUKES IN OVERTIME GAMES

OVERALL RECORD: 40-44 | DIV. I RECORD: 36-39

Date	Opponent	OT	W/L	Score
11/27/22	vs. Valparaiso	OT	L	79-81
2/19/22	at UNCW	OT	L	77-78
2/5/22	at Hofstra	OT	L	78-85
1/15/22	at William & Mary	OT	W	95-91
2/23/19	at Hofstra	OT	W	104-99
1/3/19	UNCW	2OT	L	83-86
11/29/18	Coppin State	OT	W	81-71
11/25/18	vs. Oral Roberts	OT	L	69-78
11/20/18	The Citadel	OT	L	82-91
2/15/18	Col. of Charleston	OT	L	78-81
1/18/18	Elon	OT	W	85-74
1/11/18	at William & Mary	OT	L	82-89
1/5/18	at Hofstra	OT	L	81-87
11/22/17	App State	2OT	W	105-99
2/16/17	William & Mary	OT	W	95-92
12/17/16	at App State	OT	L	61-73
11/26/16	at George Mason	OT	L	77-80
2/18/16	Northeastern	3OT	L	94-95
2/7/16	Hofstra	OT	W	98-95
1/16/16	at Hofstra	OT	W	86-82
12/22/14	Norfolk State	OT	L	71-74
2/19/14	Drexel	OT	W	63-61
1/24/11	at Hofstra	OT	L	90-92
11/14/06	at Mount St. Mary's	2OT	L	70-81
11/28/05	App State	2OT	W	81-79
2/9/05	at Hofstra	3OT	L	88-95
2/7/04	George Mason	OT	W	72-64
1/31/01	VCU	OT	L	70-73
12/9/99	at ETSU	OT	W	68-66
11/22/99	Boston Univ.	OT	W	91-79
1/11/99	at Richmond	OT	L	69-76
1/9/99	East Carolina	OT	W	73-57
1/2/99	at UNCW	OT	W	67-58
12/5/98	George Mason	OT	L	81-83
3/1/97	vs. East Carolina	2OT	W	69-67
2/14/96	UNCW	OT	W	59-58
1/14/95	at East Carolina	OT	W	71-69
1/3/95	Furman	OT	L	72-79
2/2/94	Morgan State	OT	W	80-78
2/8/93	at UNCW	OT	L	85-89
12/12/92	at Penn State	OT	L	94-95
1/13/92	at East Carolina	OT	W	81-77
1/8/92	Penn State	OT	W	82-69
3/13/91	at Providence	2OT	L	93-98
3/2/91	vs. Navy	OT	L	82-85
1/14/91	at UNCW	OT	W	73-69
2/10/90	at UNCW	2OT	W	78-70
1/15/90	East Carolina	2OT	W	67-63
2/22/89	Richmond	2OT	L	63-73
1/28/89	George Mason	OT	L	71-72
1/25/89	at Richmond	OT	L	67-70
2/15/88	West Virginia	OT	W	72-70
12/19/87	at UNC Asheville	OT	L	81-90
2/21/87	at UNCW	OT	W	78-73
2/16/87	Richmond	3OT	L	92-94
1/31/87	George Mason	OT	W	75-69
2/22/86	UNCW	OT	L	68-79
2/6/86	vs. American	OT	L	66-74
12/4/84	Radford	OT	W	52-50
12/1/84	Furman	OT	L	48-49
11/25/84	VMI	OT	W	67-63
2/22/84	at VMI	OT	L	60-62
2/18/84	George Mason	OT	W	80-75
2/1/84	Old Dominion	OT	W	68-67
1/25/84	at Richmond	OT	L	55-57
12/17/83	Seattle	OT	W	59-58
12/9/83	Campbell	OT	W	63-61
2/6/82	VCU	OT	L	66-68
1/21/81	Old Dominion	2OT	L	63-65
12/6/80	West Va. Tech	OT	L	78-80
11/29/80	vs. Weber State	OT	W	49-47
1/12/80	VCU	OT	W	53-51
2/3/79	VCU	OT	L	68-69
1/28/78	VCU	OT	L	59-60
1/22/77	at Roanoke	OT	W	102-99
1/28/76	Old Dominion	OT	L	83-87
2/26/75	Pitt-Johnstown	OT	W	81-80
12/7/74	Wilmington Coll.	OT	W	77-75
1/25/74	Bridgewater	OT	W	68-62
1/11/74	vs. Valdosta State	4OT	L	89-91
2/10/73	Federal City	OT	L	61-64
1/16/73	George Mason	2OT	L	78-79
2/14/72	at Hampden-Sydney	OT	L	75-81
12/16/71	Hamden-Sydney	OT	W	82-78

Last Time It Happened

INDIVIDUAL

30 Points
 JMU..... Vado Morse (32) vs. College of Charleston, 1/22/22
 Opponent..... Jameer Nelson, Jr. (30) at Delaware, 2/14/22

40 Points
 JMU..... Matt Lewis (40) at Hofstra, 2/23/19
 Opponent..... Gary Neal (40) vs. Towson, 1/7/06

50 Points
 JMU..... Steve Stielper (51) vs. Robert Morris, 1/27/79
 Opponent..... Never

Two Players with 20 Points
 JMU..... vs. Hampton, 11/9/22
 Terrence Edwards, 21; Takal Molson, 20
 Opponent..... at UNCW, 2/23/22
 Charles Thompson, 22; Terry Nolan, Jr., 21

Three Players with 20 Points
 JMU..... at William & Mary, 1/15/22
 Justin Amadi, 24; Vado Morse, 22; Charles Falden, 21
 Opponent..... at UNCW, 2/9/08
 Chad Tomko, 24; T.J. Carter, 20; Daniel Fountain, 20

10 Assists
 JMU..... Matt Lewis (10) vs. East Carolina, 11/30/19
 Opponent..... Adrian Baldwin, Jr. (10) at VCU, 12/22/20

15 Rebounds
 JMU..... Justin Amadi (15) vs. Carlow, 11/10/21
 Opponent..... Armando Bacot (23) at North Carolina, 11/20/22

20 Rebounds
 JMU..... Steve Stielper (22) vs. Baptist, 1/17/77
 Opponent..... Armando Bacot (23) at North Carolina, 11/20/22

Two Players with 10 Rebounds
 JMU..... vs. Shenandoah, 11/13/19
 Michael Christmas, 15; Zach Jacobs, 14
 Opponent..... at North Carolina, 11/22/22
 Armando Bacot, 23; Leaky Black, 12

Three Players with 10 Rebounds
 JMU..... at Seton Hall, 12/22/07
 Terrance Carter, 12; Abdulai Jalloh, 10; Juwann James, 10
 Opponent..... vs. Hofstra, 2/7/16
 Rokas Gustys, 18; Denton Koon, 13; Ameen Tanksley, 10

15 Made Field Goals
 JMU..... A.J. Davis (15) at W&M, 3/2/13
 Opponent..... Todd MacCulloch (15) vs. Washington, 12/7/96

Five Made Three-Pointers
 JMU..... Vado Morse (5) and Noah Freidel (5) at Howard, 11/15/22
 Opponent..... Quintron Green (5) vs. Valparaiso, 11/27/22

Five Blocks
 JMU..... Zach Jacobs (6) vs. Towson, 1/12/19
 Opponent..... James Baker (5) at UNCW, 2/19/22

Five Steals
 JMU..... Tyree Ihenacho (6) at Towson, 2/23/22
 Opponent..... Jalen Ray (5) at Hofstra, 2/5/22

Double Double
 JMU..... Terrence Edwards (21p/11r) vs. Hampton, 11/9/22
 Opponent..... Armando Bacot (19p/23r) at North Carolina, 11/20/22

Two Players with Double-Doubles
 JMU..... vs. East Carolina, 11/30/19
 Dwight Wilson (16p/15r)/Matt Lewis (16p/10a)
 Opponent..... at Towson, 2/23/22
 Charles Thompson (22p/11r) / Cameron Holden (17p/11r)

Three Players with Double-Doubles
 JMU..... at Seton Hall, 12/22/07
 A. Jalloh (20p/10r); T. Carter (18p/12r); J. James (18p/10r)
 Opponent..... vs. Hofstra, 2/7/16
 D. Koon (19p/13r); A. Tanksley (19p/10r); R. Gustys (13p/18r)

Triple-Double
 JMU..... Wilbert Mills (19p, 12r, 10a) vs. Valdosta St., 1/11/74
 Opponent..... Terry Tarpey (18p, 11r, 10a) at W&M, 1/10/15

TEAM

100 Points
 JMU..... vs. Coastal Georgia (W, 100-54), 11/25/22
 Opponent..... at UCLA (L, 70-100), 11/15/12
 Both..... at Seton Hall (L, 110-112, OT), 12/22/07

90 Points
 JMU..... vs. Eastern Kentucky (W, 97-80), 12/2/22
 Opponent..... vs. Towson (L, 59-95), 2/26/22
 Both..... vs. College of Charleston (W, 95-94), 1/22/22

50 Points in First Half
 JMU..... 57 vs. Hampton (W, 106-58), 11/9/22
 Opponent..... 61 at Hofstra (L, 81-97), 2/29/20

50 Points in Second Half
 JMU..... 51 vs. Coastal Georgia (W, 100-54), 11/25/22
 Opponent..... 50 vs. Towson (L, 59-95), 2/26/22

60 Points in First Half
 JMU..... 72 vs. Valley Forge (W, 123-38), 11/7/22
 Opponent..... 61 at Hofstra (L, 81-97), 2/29/20

60 Points in Second Half
 JMU..... 65 vs. Eastern Mennonite (W, 96-54), 12/2/21
 Opponent..... 60 at UNCW (W, 104-95), 2/2/19

Fewer than 20 Points in First Half
 JMU..... 19 vs. Hampton (W, 106-58), 11/9/22
 Opponent..... 14 vs. Virginia (W, 52-49), 12/7/21

Fewer than 20 Points in Second Half
 JMU..... 19 vs. William & Mary (W, 69-55), 2/12/22
 Opponent..... 18 at Hofstra (W, 69-63), 1/24/15

Won by...
 20+ at Home..... 106-58 vs. Hampton, 11/9/22
 20+ on Road..... 95-69 at Howard, 11/15/22
 30+ at Home..... 106-58 vs. Hampton, 11/9/22
 30+ on Road..... 97-62 at Buffalo, 11/12/22
 40+ at Home..... 106-58 vs. Hampton, 11/9/22
 40+ on Road..... 88-48 at Saint Mary's, 2/18/74
 50+ at Home..... 123-38 vs. Valley Forge, 11/7/22
 50+ on Road..... Never

Lost by...
 20+ at Home..... 59-95 vs. Towson, 2/26/22
 20+ on Road..... 60-81 at Delaware, 2/14/22
 30+ at Home..... 59-95 vs. Towson, 2/26/22
 30+ on Road..... 34-65 at Virginia, 11/10/19
 40+..... 52-93 at Texas A&M-Corpus Christi, 12/30/05

Shot 60% from the Floor
 JMU..... 61.0% (36-for-59) vs. Eastern Kentucky, 12/2/22
 Opponent..... 60.4% (32-for-53) vs. William & Mary, 1/31/15

Shot Less Than 30% from the Floor
 JMU..... 22.6% (12-for-53) at Virginia, 11/10/19
 Opponent..... 24.6% (14-for-57) vs. Valley Forge, 11/7/22

Shot 50% from Three-Point Range (min. 12 att.)
 JMU..... 56.0% (14-for-25) at Howard, 11/15/22
 Opponent..... 56.0% (14-for-25) vs. Towson, 2/26/22

Shot 90% from the Free Throw Line (min. 15 att.)
 JMU..... 95.0% (19-for-20) vs. Northeastern, 1/11/22
 Opponent..... 94.1% (16-for-17) vs. Drexel, 2/26/21

50 Rebounds
 JMU..... 52 vs. Hampton, 11/9/22
 Opponent..... 50 at North Carolina, 11/20/22

20 Assists
 JMU..... 21 vs. Hampton, 11/9/22
 Opponent..... 22 vs. Towson, 2/26/22

15 Steals
 JMU..... 16 vs. Coastal Georgia, 11/25/22
 Opponent..... 16 at Buffalo, 11/12/22

10 Blocks
 JMU..... 10 vs. East Carolina, 11/30/19
 Opponent..... 12 at William & Mary, 1/23/20

TEAM

40 Made Field Goals
 JMU..... 41 vs. Coastal Georgia, 11/25/22
 Opponent..... 41 at Seton Hall, 12/22/07

75 Field Goal Attempts
 JMU..... 77 vs. Coastal Georgia, 11/25/22
 Opponent..... 75 at College of Charleston, 2/17/22

30 Made Free Throws
 JMU..... 32 at Buffalo, 11/12/22
 Opponent..... 30 vs. Valparaiso, 11/27/22

40 Free Throw Attempts
 JMU..... 41 at Buffalo, 11/12/22
 Opponent..... 42 vs. Valparaiso, 11/27/22

50 Free Throw Attempts
 JMU..... 50 vs. East Carolina, 1/9/93
 Opponent..... 54 at Hofstra, 2/9/05

10 Made Three-Pointers
 JMU..... 14 at Howard, 11/15/22
 Opponent..... 10 vs. Eastern Kentucky, 12/2/22

15 Made Three-Pointers
 JMU..... 17 vs. Carlow, 11/10/21
 Opponent..... 17 at Elon, 1/17/22

20 Made Three-Pointers
 JMU..... Never
 Opponent..... 20 at Hofstra, 2/29/20

Failed to Make a Three-Pointer
 JMU..... 0-for-11 vs. Hofstra, 2/28/15
 Opponent..... 0-for-9 at Richmond, 1/27/97

Five Double-Figure Scorers
 JMU..... 5 vs. Eastern Kentucky, 12/2/22
 Opponent..... 5 vs. UNCW, 1/20/22

Six Double-Figure Scorers
 JMU..... 6 vs. Valley Forge, 11/7/22
 Opponent..... 6 vs. UNCW, 1/26/17

No Double-Figure Scorers
 JMU..... vs. Virginia, 12/7/21
 Opponent..... vs. Eastern Mennonite, 12/2/21

Overtime Game
 JMU Win..... 95-91 (OT) at William & Mary, 1/15/22
 JMU Loss..... 79-81 (OT) vs. Valparaiso, 11/27/22
 Multiple OTs..... 83-86 (2OT) vs. UNCW, 1/3/19

MARK BYINGTON v. 22-23 OPPONENTS

Opponent	Record	Streak	Last Meeting
Appalachian State	8-5	L2	*Feb. 15, 2020
Buffalo	1-0	W1	Nov. 12, 2022
Coastal Carolina	5-1	W4	*Feb. 13, 2020
Coastal Georgia	2-0	W2	Nov. 25, 2022
Coppin State	--	--	
Eastern Kentucky	2-0	W2	Dec. 2, 2022
Gallaudet	--	--	
Georgia Southern	1-0	W1	*Feb. 23, 2012
Georgia State	6-10	W2	*March 11, 2020
Hampton	1-0	W1	Nov. 9, 2022
Howard	1-0	W1	Nov. 15, 2022
Long Island	--	--	
Louisiana	7-5	W4	*March 9, 2020
Marshall	--	--	
North Carolina	0-1	L1	Nov. 20, 2022
Old Dominion	1-1	W1	Nov. 13, 2021
South Alabama	6-7	L2	*Feb. 1, 2020
South Dakota State	1-0	W1	Nov. 26, 2022
Southern Miss	--	--	
Texas State	7-4	L1	*Feb. 20, 2020
Troy	9-4	W6	*Jan. 30, 2020
ULM	10-4	W3	*Feb. 6, 2020
Valley Forge	1-0	W1	Nov. 7, 2022
Valparaiso	1-0	L1	Nov. 27, 2022
Virginia	1-0	W1	Dec. 7, 2021

(*prior to arriving at JMU)

MID-MAJOR TOP 25

by CollegeInsider.com (Nov. 28)

Team	Record	Points	Prev.
1. Gonzaga (31)	5-2	775	1
2. Drake	6-0	723	3
3. Charleston	6-1	713	8
4. Saint Mary's	6-1	634	2
5. Kent State	5-2	607	4
6. Sam Houston	6-0	572	10
7. Towson	7-1	554	6
8. Louisiana	5-1	473	7
9. Toledo	5-2	466	5
10. Furman	4-2	406	12
11. UC Irvine	6-1	392	18
12. Bryant	5-1	349	23
13. UC Santa Barbara	4-1	317	15
14. Grand Canyon	5-2	309	13
15. Iona	2-2	306	11
16. Liberty	4-3	297	14
17. Hofstra	6-2	270	17
18. Southern Miss	7-0	255	NR
19. San Francisco	6-1	199	19
20. BYU	4-3	193	9
21. Norfolk State	5-2	155	22
22. Southern Illinois	4-2	128	21
23. Yale	6-1	101	NR
24. Indiana State	6-1	99	24
25. Seattle	5-0	98	NR

RV: Oral Roberts 94, Portland 85, **James Madison 72**, Santa Clara 50, Akron 45, FGCU 25, Wright State 24, Colgate 22, Bradley 21, Loyola Marymount 20, UNCW 19, San Diego 17, **Troy 17**, Quinnipiac 15, Siena 15, **South Dakota State 15**, Northern Iowa 14, UC Riverside 12, Belmont 10, Jacksonville 9, Navy 8, Stephen F. Austin 8, Murray State 7, **Texas State 7**, Youngstown State 7, Abilene Christian 6, **Marshall 6**, Utah Valley 6, Ball State 5, Chattanooga 4, Missouri State 4, Ohio 4, Hawaii 2, Maine 2, New Mexico State 2, Samford 2, Northwestern State 1, Purdue-Fort Wayne 1, UMass Lowell 1.

OPPONENT NET RANKING

by NCAA (through games of Dec. 4)

Team	Record*
9--Virginia	7-0
31--Southern Miss	5-1
39--North Carolina	5-4
40 - James Madison	5-2
60--Marshall	7-1
89--Louisiana	5-1
128--Troy	3-3
138--South Dakota State	3-6
140--South Alabama	2-6
152--Old Dominion	4-4
185--Buffalo	4-4
212--Coppin State	4-6
225--Texas State	4-4
239 - Eastern Kentucky	2-4
244--Appalachian State	4-4
248--Coastal Carolina	2-3
274--Valparaiso	3-6
297--Georgia State	3-4
314--Georgia Southern	2-4
324--Hampton	1-6
326--Howard	2-7
345--ULM	0-6
353--LIU	0-6

*Record in Division I games only

JMU LEAD/DEFICIT COMPARISON (LATEST SUCH LEAD)

Date	Game	Largest Lead	Largest Deficit	Final Result
11/7	Valley Forge	86 (117-31) - 2:28, 2nd	--	W, 123-38
11/9	Hampton	54 (104-50) - 2:35, 2nd	--	W, 106-58
11/12	at Buffalo	40 (96-56) - 1:40, 2nd	1 (6-7) - 16:44, 1st	W, 97-62
11/15	at Howard	29 (95-66) - 0:58, 2nd	3 (12-15) - 14:11, 1st	W, 95-69
11/20	at North Carolina	--	21 (24-45) - 0:35, 1st	L, 64-80
11/25	vs. Coastal Georgia	46 (100-54) - 1:05, 2nd	5 (0-5) - 17:50, 1st	W, 100-54
11/26	vs. South Dakota State	27 (71-44) - 10:20, 2nd	6 (7-13) - 16:21, 1st	W, 79-60
11/27	vs. Valparaiso	6 (29-23) - 5:50, 1st	4 (39-43) - 17:30, 2nd	L, 79-81 (OT)
12/2	Eastern Kentucky	23 (85-62) - 6:20, 2nd	--	W, 97-80
12/6	at Virginia			
12/10	Gallaudet			
12/18	Long Island			
12/21	at Coppin State			
12/29	at Georgia State			
12/31	at Marshall			
1/5	Texas State			
1/7	Appalachian State			
1/12	at South Alabama			
1/14	Georgia Southern			
1/19	at Troy			
1/21	at Southern Miss			
1/26	Coastal Carolina			
1/28	ULM			
2/2	at Old Dominion			
2/4	at Appalachian State			
2/9	at Georgia Southern			
2/11	at Coastal Carolina			
2/16	Old Dominion			
2/18	Louisiana			
2/22	Marshall			
2/24	Georgia State			

Games Leading the Team, Including Ties (team record in those games in parentheses)

Points	Rebounds	Assists
4 .. Noah Freidel (4-0)	3 .. Mezie Offurum (2-1)	4 .. Terrence Edwards (3-1)
3 .. Terrence Edwards (2-1)	2 .. Noah Freidel (2-0)	3 .. Vado Morse (2-1)
1 .. Vado Morse (1-0)	2 .. Alonzo Sule (2-0)	2 .. Xavier Brown (2-0)
1 .. Takal Molson (0-1)	2 .. Terrence Edwards (1-1)	2 .. Julien Wooden (2-0)
1 .. Xavier Brown (1-0)	1 .. Jerrell Roberson (1-0)	1 .. Brycen Blaine (1-0)
	1 .. Justin Amadi (1-0)	1 .. Mezie Offurum (0-1)
	1 .. Xavier Brown (1-0)	1 .. Alonzo Sule (1-0)
		1 .. Noah Freidel (1-0)



Head Coach Mark Byington

-UNCW '98
-Third Season at JMU
-10th Season Overall

In just two seasons at the helm of James Madison Men's Basketball, Mark Byington has made an immediate and significant impact in Harrisonburg, opening his JMU career with back-to-back winning seasons, the programs first consecutive winning campaigns in nearly a decade and just the second pair since the turn of the century.

Byington led the Dukes to the 2020-21 Colonial Athletic Association Regular Season Championship and was named CAA Coach of the Year, NABC District 10 Coach of the Year and a finalist for the Hugh Durham Award, presented annually to the top Division I mid-major coach in college basketball.

In just his first season in Harrisonburg, Byington made an incredible impact on the program, taking a team that was picked to finish ninth in the CAA Preseason Poll and leading it through a challenging logistical season to the ninth regular season title in program history and first No. 1 seed in the CAA Tournament since 1992-93.

The improvement from 2019-20 to 2020-21 marked the first time a team has gone from last place to first place in the CAA since Richmond accomplished the feat in the 1982-83 and 1983-84 seasons - the first of which was done when the league was still known as the ECAC South.

Byington quickly built a fast-paced JMU offense that paced the CAA in scoring during the regular season at 78.5 points per game while racking up a +8.1 scoring margin, nearly four points ahead of the closest team. The Dukes got it done on both ends of the court, holding opponents to a 41.4% field goal percentage on defense, the best mark in the league.

This past season, Byington's second with the Dukes, he led JMU to a 15-14 mark while overcoming unprecedented obstacles. Despite the CAA presidents voting to ban JMU from the league's tournament prior to the season, the Dukes won nine of their first 11 games - the program's best start since the 1986-87 season - including a historic victory at home over in-state power Virginia in front of 8,439 fans, the largest crowd to ever attend a basketball game in Harrisonburg.

A native of Salem, Va., Byington returned to the Commonwealth after seven years at the helm of the Georgia Southern men's basketball program, where he led the Eagles to a 131-97 record. He was also the first GSU coach to win 20 or more games in three consecutive seasons - his final three in Statesboro - in more than 30 years.

Under Byington's leadership, Georgia Southern racked up 13 all-conference selections, including Tookie Brown, who was the first Sun Belt Player of the Year in program history in 2019 and was the first player in league history to take home four First Team All-Sun Belt nods. Byington departs GSU with the highest winning percentage in conference games of any active Sun Belt head coach.

Prior to his arrival, the Eagles had produced a winning season just once in seven years. In the seven years since, Byington has presided over excellence both on and off the court, notching six winning campaigns and averaging nearly 12 league wins per season while

The Byington Report

COACHING TIMELINE

1999-01	Graduate Manager	Virginia
2001-02	Assistant Coach	Hargrave Military Academy
2002-04	Assistant Coach	College of Charleston
2004-05	Director of Operations	Virginia
2005-12	Assistant Coach	College of Charleston
2012	Interim Head Coach	College of Charleston
2012-13	Assistant Coach	Virginia Tech
2013-20	Head Coach	Georgia Southern
2020-Pres.	Head Coach	James Madison

COACHING TIMELINE

Season	School	Overall	League	Postseason
2011-12	Col. of Charleston*	7-4	6-3	SoCon 1stRd
2013-14	Georgia Southern	15-19	6-10	SoCon Semis
2014-15	Georgia Southern	22-9	14-6	SB Finals
2015-16	Georgia Southern	14-17	10-10	SB 1stRd
2016-17	Georgia Southern	18-15	11-7	SB QF CBI 1stRd
2017-18	Georgia Southern	21-12	11-7	SB Semis
2018-19	Georgia Southern	21-12	12-6	SB Semis
2019-20	Georgia Southern	20-13	12-8	SB Finals (COVID)
2020-21	James Madison	13-7	8-2	CAA 1stRd
2021-22	James Madison	15-14	6-12	N/A**
2022-23	James Madison	7-2	0-0	--
<i>Career</i>	<i>Ten seasons</i>	<i>173-124</i>	<i>96-71</i>	

*interim head coach for 11 games

**JMU teams were banned from CAA Tournament by the league after announcing move to Sun Belt

posting a 100 percent graduation rate and recording the 10 highest team grade point averages in program history across the last five years.

Before earning his first full-time head coaching job in Statesboro, Byington spent seven years as the top assistant coach at College of Charleston under legendary head coach Bobby Cremins. He was also named interim head coach for the last month of the 2011-12 campaign when Cremins took a leave of absence, guiding the Cougars to a 7-4 record in their final 11 games.

All told, Charleston posted a 194-100 record while Byington was in the Lowcountry, including a 108-51 mark in Southern Conference contests. The Cougars notched six 20-win seasons in his nine years, adding three SoCon regular season championships along the way.

Byington began his collegiate basketball journey in the Colonial Athletic Association, where he starred for Head Coach Jerry Wainwright at UNCW before embarking on his coaching career. He was a three-year starter for the Seahawks, scoring 1,088 career points on his way to two CAA All-Academic selections, as well as Second Team All-CAA and CAA All-Defensive Team honors as a senior. He earned his bachelor's degree in physical education from UNCW in 1998.

No stranger to coaching in Virginia, Byington started his coaching career at national powerhouse Hargrave Military Academy, while also making later stops at both Virginia Tech and Virginia, where he earned his master's degree in sport psychology in 2003.

Prior to college, Byington was a standout at Salem High School, where he was named State Player of the Year as a senior while leading Salem to a state championship. He also picked up honorable mention All-America honors and was named First Team All-State twice. Following his senior season, he was named MVP of the Virginia High School League All Star Game.

The Mark Byington Era (2020-Present)

INDIVIDUAL

Most Points

32	Vado Morse vs. College of Charleston, 1/22/22
30 Matt Lewis at Towson, 1/16/21
 Vado Morse vs. Northeastern 1/24/21
29 Matt Lewis v. Alice Lloyd, 11/21/20
 Terrence Edwards vs. Towson, 2/26/22
28 Matt Lewis vs. Chowan, 1/10/21
27 Matt Lewis vs. Norfolk State, 11/27/20
26 Vado Morse vs. Radford, 11/29/20
25 Vado Morse vs. Drexel, 2/26/21
 Takal Molson vs. Eastern Mennonite, 12/2/21
 Vado Morse vs. UNCW, 1/20/22
 Vado Morse at Northeastern, 2/3/22
 Charles Falden at Hofstra, 2/5/22

Most Rebounds

15 Justin Amadi vs. Carlow, 11/10/21
12 Matt Lewis at VCU, 12/22/20
11 Terrell Strickland vs. Northeastern, 1/24/21
 Takal Molson vs. Eastern Mennonite, 12/2/21
 Terrence Edwards vs. Drexel, 1/21/22
 Jerrell Roberson vs. Valley Forge, 11/7/22
 Terrence Edwards vs. Hampton, 11/9/22
10 Seven times, last by Takal Molson vs. UNCW, 1/20/22

Most Assists

8 Terrell Strickland vs. Limestone, 11/25/20
 Matt Lewis at Towson, 1/16/21
 Tyree Ihenacho vs. William & Mary, 2/12/22
 Tyree Ihenacho at College of Charleston, 2/17/22
7 Matt Lewis at VCU, 12/22/20
 Matt Lewis vs. Hofstra, 2/13/21
 Terrence Edwards vs. Carlow, 1/10/21
 Xavier Brown vs. Hampton, 11/9/22
6 Terrell Strickland vs. Alice Lloyd, 12/20/20
 Matt Lewis at Drexel, 1/31/21
 Vado Morse at Elon, 2/9/21
 Vado Morse vs. Carlow, 11/10/21
 Jalen Hodge vs. Eastern Mennonite, 12/2/21
 Vado Morse at Towson, 2/23/22

Most Steals

10 Terrell Strickland vs. Limestone, 11/25/20
6 Tyree Ihenacho at Towson, 2/23/22
5 Matt Lewis vs. Drexel, 1/31/21
4 13 times, last: Edwards/Brown vs. Coastal Georgia, 11/25/22

Most Blocks

4 Alonzo Sule vs. Hampton, 11/9/22
2 Zach Jacobs vs. Alice Lloyd, 12/20/20
 Michael Christmas vs. Towson, 1/21/21
 Justin Amadi vs. Elon, 3/7/21
 Justin Amadi vs. Carlow, 11/10/21
 Alonzo Sule vs. Murray State, 11/24/21
 Takal Molson vs. UNCW, 1/20/22
 Alonzo Sule at Northeastern, 2/3/22
 Alonzo Sule at College of Charleston, 2/17/22
 Alonzo Sule at UNCW, 2/19/22
 Mezie Offurum vs. Valley Forge, 11/7/22
 Justin Amadi vs. Valparaiso, 11/21/22

Most Field Goals

11 Justin Amadi at William & Mary, 1/15/22
 Charles Falden at Hofstra, 2/5/22
 Terrence Edwards vs. Towson, 2/26/22
10 Matt Lewis vs. Alice Lloyd, 12/20/20
 Matt Lewis vs. Chowan, 1/10/21
 Vado Morse vs. Northeastern, 1/24/21
9 Matt Lewis vs. Towson, 1/16/21
 Vado Morse vs. Drexel, 2/26/21
 Vado Morse vs. Hofstra, 1/9/22
 Vado Morse at Northeastern, 2/3/22
 Noah Freidel at Howard, 11/15/22

TEAM

Most Points Scored

135 vs. Carlow (W, 135-40), 11/10/21
123 vs. Valley Forge (W, 123-38), 11/7/22
106 vs. Hampton (W, 106-58), 11/9/22
100 vs. Chowan (W, 100-76), 1/10/21
 vs. Coastal Georgia (W, 100-54), 11/25/22
98 vs. Alice Lloyd (W, 98-55), 12/20/20
97 at Buffalo (W, 97-62), 11/12/22
 vs. Eastern Kentucky (W, 97-80), 12/2/22
96 vs. Eastern Mennonite (W, 96-54), 12/2/21
95 at William & Mary (W, 95-91, OT), 1/15/21
 vs. College of Charleston (W, 95-94), 1/22/22
 at Howard (W, 95-69), 11/15/22

Fewest Points Allowed

38 vs. Valley Forge (W, 123-38), 11/7/22
40 vs. Carlow (W, 135-40), 11/10/21
49 vs. Virginia (W, 52-49), 12/7/21
53 vs. Old Dominion (W, 58-53), 11/13/21
54 vs. Eastern Mennonite (W, 96-54), 12/2/21
 vs. Northeastern (W, 89-66), 1/11/22
 vs. Coastal Georgia (W, 100-54), 11/25/22
55 vs. Limestone (W, 89-55), 11/25/20
 vs. Alice Lloyd (W, 98-55), 12/20/20
 vs. William & Mary (W, 69-55), 2/12/22

Highest Field Goal Percentage (min. 20 made)

.640 (55-86) vs. Carlow (W, 135-40), 11/10/21
.613 (46-75) vs. Valley Forge (W, 123-38), 11/7/22
.610 (36-59) vs. Eastern Kentucky (W, 97-80), 12/2/22
.606 (40-66) vs. Hampton (W, 106-58), 11/9/22
.594 (38-64) at Howard (W, 95-69), 11/15/22
.592 (29-49) vs. Northeastern (W, 89-66), 1/11/22
.572 (41-77) vs. Coastal Georgia (W, 100-54), 11/25/22
.557 (39-70) vs. Chowan (W, 100-76), 1/10/21
.545 (36-66) vs. Alice Lloyd (W, 98-55), 12/20/20
.527 (29-55) vs. Hofstra (L, 80-87), 1/9/22

Lowest Field Goal Percentage Allowed

.242 (16-66) vs. Carlow (W, 135-40), 11/10/21
.246 (14-57) vs. Valley Forge (W, 123-38), 11/7/22
.307 (23-75) at College of Charleston (W, 71-63), 2/17/22
.317 (20-63) vs. Elon (W, 70-61), 2/9/21
.321 (18-56) at Buffalo (W, 97-62), 11/12/22
.323 (21-65) vs. Hampton (W, 106-58), 11/9/22
.328 (19-58) vs. Towson (W, 78-63), 1/27/21
.338 (23-68) vs. Alice Lloyd (W, 98-55), 12/20/20
.339 (19-56) vs. Elon (W, 78-57), 2/3/21
.351 (20-57) vs. Coastal Georgia (W, 100-54), 11/25/22

Highest Free Throw Percentage (min. 10 made)

.950 (19-20) vs. Northeastern (W, 89-66), 1/11/22
.895 (17-19) vs. Valley Forge (W, 123-38), 11/7/22
.875 (14-16) vs. Hofstra (W, 93-89), 2/13/21
.861 (31-36) vs. College of Charleston (W, 95-94), 1/22/22
.846 (22-26) vs. Norfolk State (L, 73-83), 11/27/20
.842 (16-19) at Eastern Kentucky (W, 79-78), 11/16/21
.833 (15-18) vs. Elon (L, 66-70), 2/10/22
.800 (12-15) vs. Coastal Georgia (W, 100-54), 11/25/22
.792 (19-24) at Elon (L, 67-90), 1/17/22
.780 (32-41) at Buffalo (W, 97-62), 11/12/22

Highest Three-Point Percentage (min. 5 made)

.636 (14-22) vs. Valley Forge (W, 123-38), 11/7/22
.560 (14-25) at Howard (W, 95-69), 11/15/22
.550 (11-20) vs. Hampton (W, 106-58), 11/9/22
.522 (12-23) vs. Northeastern (W, 89-66), 1/11/22
.500 (13-26) vs. Hofstra (L, 80-87), 1/9/22
.500 (7-14) at Northeastern (W, 76-71), 2/3/22
.480 (12-25) at Northeastern (W, 79-72), 1/24/21
.471 (8-17) vs. Drexel (L, 78-84), 2/26/21
.469 (15-32) at Towson (W, 81-72), 1/16/21
.455 (10-22) vs. Drexel (L, 82-88), 1/27/22

TEAM

Lowest Three-Point Percentage Allowed

.067 (1-15) vs. Old Dominion (W, 58-53), 11/13/21
.095 (2-21) vs. Carlow (W, 135-40), 11/10/21
.154 (4-26) vs. Virginia (W, 52-49), 12/7/21
.179 (5-28) at UNCW (L, 77-78), 2/19/22
.182 (4-22) at Buffalo (W, 97-62), 11/12/22
.192 (5-26) vs. Alice Lloyd (W, 98-55), 12/20/21
.194 (7-36) at College of Charleston (W, 71-63), 2/17/22
.222 (4-18) vs. Radford (W, 67-59), 11/29/20
 vs. Wright State (W, 78-76), 11/23/21
.227 (5-22) vs. William & Mary (W, 69-55), 2/12/22

Most Three-Pointers Made

17 vs. Carlow (W, 135-40), 11/10/21
15 at Towson (W, 81-72), 1/26/21
14 vs. Valley Forge (W, 123-38), 11/7/22
 at Howard (W, 95-69), 11/15/22
13 vs. Alice Lloyd (W, 98-55), 12/20/20
 vs. Hofstra (L, 80-87), 1/9/22
12 at Northeastern (W, 79-72), 1/24/21
 vs. Northeastern (W, 89-66), 1/11/22
11 vs. Chowan (W, 100-76), 1/10/21
 at Drexel (L, 66-72), 2/7/22
 vs. Hampton (W, 106-58), 11/9/22

Fewest Made Three-Pointers Allowed

1 vs. Old Dominion (W, 58-53), 11/13/21
2 vs. Carlow (W, 135-40), 11/10/21
4 vs. Radford (W, 67-59), 11/29/20
 vs. Wright State (W, 78-76), 11/23/21
 vs. Virginia (W, 52-49), 12/7/21
 at Buffalo (W, 97-62), 11/12/22
5 Eight Times - Last at Howard (W, 95-69), 11/15/22

Most Rebounds

56 vs. Carlow (W, 135-40), 11/10/21
52 vs. Hampton (W, 106-58), 11/9/22
49 vs. Valley Forge (W, 123-38), 11/7/22
48 at Elon (W, 70-61), 2/9/21
47 vs. Alice Lloyd (W, 98-55), 12/20/20
46 vs. Hofstra (W, 74-70), 2/14/21
 vs. Coastal Georgia (W, 100-54), 11/25/22
45 vs. Elon (W, 78-57), 2/9/21
 at Eastern Kentucky (W, 79-78), 11/16/21
 vs. Eastern Mennonite (W, 96-54), 12/2/21

Most Assists

39 vs. Carlow (W, 135-40), 11/10/21
24 vs. Valley Forge (W, 123-38), 11/7/22
23 vs. Alice Lloyd (W, 98-55), 12/20/20
 vs. Eastern Mennonite (W, 96-54), 12/2/21
21 vs. Hampton (W, 106-58), 11/9/22
19 vs. Limestone (W, 89-55), 11/25/20
18 at VCU (L, 81-82), 12/22/20
 at Towson (W, 81-72), 1/16/21
 vs. Hofstra (W, 93-89), 2/13/21
17 Four times, last at Hofstra (L, 78-85, OT), 2/5/22

Most Steals

21 vs. Limestone (W, 89-55), 11/25/20
 vs. Carlow (W, 135-40), 11/10/21
16 vs. Eastern Mennonite (W, 96-54), 12/02/21
 at William & Mary (W, 95-91, OT), 1/15/22
 vs. Valley Forge (W, 123-38), 11/7/22
 vs. Coastal Georgia (W, 100-54), 11/25/22
14 vs. Kent State (L, 69-74), 11/22/21
 vs. College of Charleston (W, 95-94), 1/22/22
 at Buffalo (W, 97-62), 11/12/22
 vs. South Dakota State (W, 79-60), 11/26/22

Most Blocks

6 vs. Alice Lloyd (W, 98-55), 12/20/20
5 vs. Elon (L, 71-72), 3/7/21
 at UNCW (L, 77-78, OT), 2/19/22
 vs. Valley Forge (W, 123-38), 11/7/22
 vs. Hampton (W, 106-58), 11/9/22
 vs. Coastal Georgia (W, 100-54), 11/25/22
4 Two times, last at College of Charleston (W, 71-63), 2/17/22

The Atlantic Union Bank Center (2020-present)

INDIVIDUAL

Most Points

32	Vado Morse vs. College of Charleston, 1/22/22
30	Ebby Asamoah (Delaware), 1/29/22
29	Matt Lewis vs. Alice Lloyd, 12/20/20
	Camryn Winter (Drexel), 1/31/21
	Terrance Edwards vs. Towson, 2/26/22
28	Matt Lewis vs. Chowan, 1/10/21
	Tareq Coburn (Hofstra), 2/13/21
27	Matt Lewis vs. Norfolk State, 11/27/20
26	Vado Morse vs. Radford, 11/29/20
	Jalen Ray (Hofstra), 2/13/21
	Jalen Ray (Hofstra) (2/14/21)

Most Rebounds

15	Justin Amadi vs. Carlow, 11/10/21
	Abayomi Iyiola (Hofstra), 1/9/22
14	Jayden Gardner (Virginia), 12/7/21
13	Cam Holden (Towson), 2/26/22
12	Isaac Kante (Hofstra), 2/14/21
11	Lewis Djonkam (Radford), 11/29/20
	Charles Thompson (Towson), 1/27/21
	Davonte Gaines (George Mason), 11/19/21
	Takal Molson vs. Eastern Mennonite, 12/2/21
	Terrance Edwards vs. Drexel, 1/27/22
	Jerrell Roberson vs. Valley Forge, 11/7/22
	Terrance Edwards vs. Hampton, 11/9/22

Most Assists

8	Terrell Strickland vs. Limestone, 11/25/20
	Terrance Edwards vs. Alice Lloyd, 12/20/20
	Tyree Ihenacho vs. William & Mary, 2/12/22
7	Ikenna Ndugba (Elon), 2/3/21
	Matt Lewis vs. Hofstra, 2/13/21
	Camryn Winter (Drexel), 2/26/21
	Terrance Edwards vs. Carlow, 11/10/21
	Xavier Lipscomb (Radford), 12/11/21
	Aaron Estrada (Hofstra), 1/9/22
	Xavier Brown vs. Hampton, 11/9/22
6	10 times, last: Terry Nolan Jr. (Towson), 2/26/22

Most Steals

10	Terrell Strickland vs. Limestone, 11/25/20
5	Matt Lewis vs. Drexel, 1/31/21
4	Matt Lewis vs. Elon, 2/3/21
	Tareq Coburn (Hofstra), 2/13/21
	Terrance Edwards vs. Carlow, 11/10/21
	Terrell Strickland vs. Carlow, 11/10/21
	Takal Molson vs. George Mason, 11/19/21
	Terrell Strickland vs. Eastern Mennonite, 12/2/21
	Terrance Edwards vs. Northeastern, 1/11/22
	Justin Amadi vs. Charleston, 1/22/22
	Tyree Ihenacho vs. William & Mary, 2/12/22
	Cooper Robb (Eastern Kentucky), 12/2/22

Most Blocks

4	Amari Williams (Drexel), 1/27/22
	Alonzo Sule vs. Hampton, 11/9/22
3	Ben Cahler (Limestone), 11/25/20
	Kadin Shedrick (Virginia), 12/7/21
	James Baker (UNCW), 1/20/22
	Michael Graham (Elon), 2/10/22
	Jerrell Roberson vs. Valley Forge, 11/7/22
2	16 times
	Last: Two players (Valley Forge) + Mezie Offurun, 11/7/22

TEAM

Most Points Scored

135vs. Carlow (W, 135-40), 11/10/21
123	vs. Valley Forge (W, 123-38), 11/7/22
106	vs. Hampton (W, 106-58), 11/9/22
100vs. Chowan (W, 100-76), 1/10/21
98vs. Alice Lloyd (W, 98-55), 12/20/20
97	vs. Eastern Kentucky (W, 97-80), 12/2/22
96vs. Eastern Mennonite (W, 96-54), 12/2/21
95vs. College of Charleston (W, 95-94), 1/22/22
93vs. Hofstra (W, 93-89), 2/13/21
89vs. Limestone (W, 89-55), 11/25/20
vs. Northeastern (W, 89-66), 1/11/22

Fewest Points Allowed

38	vs. Valley Forge (W, 123-38), 11/7/22
40vs. Carlow (W, 135-40), 11/10/21
49vs. Virginia (W, 52-49), 12/7/21
53vs. Old Dominion (W, 58-53), 11/13/21
54vs. Eastern Mennonite (W, 96-54), 12/2/21

Highest Field Goal Percentage (min. 20 made)

.640 (55-86)vs. Carlow (W, 135-40), 11/10/21
.613 (46-75)	vs. Valley Forge (W, 123-38), 11/7/22
.610 (36-59)	vs. Eastern Kentucky (W, 97-80), 12/2/22
.606 (40-66)	vs. Hampton (W, 106-58), 11/9/22
.592 (29-49)vs. Northeastern (W, 89-66), 1/11/22
.557 (39-70)vs. Chowan (W, 100-76), 1/10/21

Lowest Field Goal Percentage Allowed

.242 (16-66)vs. Carlow (W, 135-40), 11/10/21
.246 (14-57)	vs. Valley Forge (W, 123-38), 11/7/22
.323 (21-65)	vs. Hampton (W, 106-58), 11/9/22
.328 (19-58)vs. Towson (W, 78-63), 1/27/21
.338 (23-68)vs. Alice Lloyd (W, 98-55), 12/20/20

Highest Free Throw Percentage (min. 10 made)

.950 (19-20)vs. Northeastern (W, 89-66), 1/11/22
.895 (17-19)	vs. Valley Forge (W, 123-38), 11/7/22
.875 (14-16)vs. Hofstra (W, 93-89), 2/13/21
.861 (31-36)vs. College of Charleston (W, 95-94), 1/22/22
.846 (22-26)vs. Norfolk State (L, 73-83), 11/27/20

Highest Three-Point Percentage (min. 5 made)

.636 (14-22)	vs. Valley Forge (W, 123-38), 11/7/22
.550 (11-20)	vs. Hampton (W, 106-58), 11/9/22
.522 (12-23)vs. Northeastern (W, 89-66), 1/11/22
.500 (13-26)vs. Hofstra (L, 80-87), 1/9/22
.471 (8-17)vs. Drexel (L, 78-84), 2/26/21

Most Rebounds

56vs. Carlow (W, 135-40), 11/10/21
52	vs. Hampton (W, 106-58), 11/9/22
49	vs. Valley Forge (W, 123-38), 11/7/22
47vs. Alice Lloyd (W, 98-55), 12/20/20
46vs. Hofstra (W, 74-70), 2/14/21

Most Assists

39vs. Carlow (W, 135-40), 11/10/21
24	vs. Valley Forge (W, 123-38), 11/7/22
23vs. Alice Lloyd (W, 98-55), 12/20/20
vs. Eastern Mennonite (W, 96-54), 12/2/21
21	vs. Hampton (W, 106-58), 11/9/22

Most Steals

21vs. Limestone (W, 89-55), 11/25/20
vs. Carlow (W, 135-40), 11/10/21
16	vs. Eastern Mennonite (W, 96-54), 12/02/21
	vs. Valley Forge (W, 123-38), 11/7/22
14vs. College of Charleston (W, 95-94), 1/22/22

Most Blocks

6vs. Alice Lloyd (W, 98-55), 12/20/20
5vs. Elon (L, 71-72), 3/7/21
	vs. Valley Forge (W, 123-38), 11/7/22
	vs. Hampton (W, 106-58), 11/9/22
4vs. Carlow (W, 135-40), 11/10/21

OPPONENTS

Most Points Scored

95Towson, 2/26/22
94College of Charleston, 1/22/22
89Hofstra, 2/13/21
88Drexel, 1/27/22
87Hofstra, 1/9/22
85Delaware, 1/29/22
84Drexel, 2/26/21
83Norfolk State, 11/27/20
80	Morgan State, 1/3/21
	Eastern Kentucky, 12/2/22

Fewest Points Allowed

52Virginia, 12/7/21
58Old Dominion, 11/13/21
59Towson, 2/26/22
66Elon, 2/10/22
67Radford, 11/29/20
George Mason, 11/19/21

Highest Field Goal Percentage (min. 20 made)

.554 (31-56)Drexel, 1/27/22
.533 (32-60)Towson, 1/26/22
.508 (32-63)Hofstra, 2/13/21
.492 (29-59)Delaware, 1/29/22
.491 (28-57)Drexel, 2/26/21

Lowest Field Goal Percentage Allowed

.339 (20-59)Old Dominion, 11/13/21
.362 (21-58)Norfolk State, 11/27/20
.370 (20-54)Towson, 2/26/22
.383 (23-60)Hofstra, 2/14/21
.390 (23-59)Delaware, 1/29/22

Highest Free Throw Percentage (min. 10 made)

.941 (16-17)Drexel, 2/26/21
.895 (17-19)Towson, 2/26/22
.895 (17-19)Elon, 3/7/21
.889 (16-18)Delaware, 1/29/22
.882 (15-17)Elon, 2/10/22

Highest Three-Point Percentage (min. 5 made)

.560 (14-25)Towson, 2/26/22
.500 (12-24)Drexel, 1/27/22
.455 (10-22)Norfolk State, 11/27/20
.436 (17-39)Hofstra, 2/13/21
.429 (12-28)Drexel, 2/26/21

Most Rebounds

45Charleston, 1/22/22
44Towson, 2/26/22
43Morgan State, 1/3/21
42Radford, 11/29/20
Chowan, 1/10/21

Most Assists

22Towson, 2/26/21
21Delaware, 1/29/22
19Hofstra, 2/13/21
Hofstra, 1/9/22
College of Charleston, 1/22/22

Most Steals

10Old Dominion, 11/13/21
9	Morgan State, 1/3/21
UNCW, 1/20/22
William & Mary, 2/12/22
	Eastern Kentucky, 12/2/22
8Norfolk State, 11/27/20
Alice Lloyd, 12/20/20

Most Blocks

6Hofstra, 2/14/21
Drexel, 1/27/22
5	Limestone, 11/25/20
Norfolk State, 11/27/20
Drexel, 1/27/22
	Valley Forge, 11/7/22

No.	Name	Yr.	Pos.	Ht.	Wt.	Hometown	High School (Previous School)
0	Xavier Brown	Fr.	G	6-2	170	Williamsburg, Va.	Jamestown
1	Noah Freidel	r-Jr.	G	6-4	210	Tea, S.D.	Tea (South Dakota State)
2	Tyree Ihenacho	r-So.	G	6-4	195	Prior Lake, Minn.	Prior Lake (North Dakota)
4	Vado Morse	r-Sr.	G	6-0	170	Suitland, Md.	Bullis School (Mount St. Mary's)
5	Terrence Edwards	r-So.	G/F	6-6	190	Atlanta, Ga.	Tucker
10	Terrell Strickland	r-So.	G	6-0	175	Tampa, Fla.	Scotland Campus Sports
11	Justin Amadi	r-So.	F	6-7	225	Greenville, S.C.	Paul M. Dorman
12	Brycen Blaine	Fr.	G	6-5	195	Richmond, Va.	Berkmar (Ga.)
13	Mezie Offurum	Gr.	F	6-8	230	Germantown, Md.	Georgetown Prep (Mount St. Mary's)
15	Takal Molson	Gr.	G	6-4	210	Buffalo, N.Y.	St. Mary's Lancaster (Seton Hall)
20	Dylan Hamrick	Jr.	G	6-0	170	Strasburg, Va.	Central
21	Hollman Smith	r-So.	G	6-0	185	Falls Church, Va.	Tilton School
22	Julien Wooden	r-Jr.	F	6-8	225	Roanoke, Va.	Northside
25	Alonzo Sule	Gr.	F	6-7	225	Houston, Texas	Cinco Ranch (Texas State)
30	Ben Hall	Fr.	F	6-10	210	Hamilton, Va.	Loudoun Valley
33	Jerrell Roberson	Fr.	F	6-9	225	Upper Marlboro, Md.	DeMatha Catholic
35	Shane Feden	So.	F	6-6	175	Woodbridge, Va.	Woodbridge

Head Coach: Mark Byington (Third Season - UNCW, '98)

Assistant Coach: Xavier Joyner (Third Season - Husson University, '95)

Assistant Coach: Jon Cremins (Third Season - Valdosta State, '07)

Assistant Coach: Matt Bucklin (First Season - Georgia, '12/'14)

Director of Operations: Matt Sholtis (Second Season - Charlotte, '19/'21)

Director of Player Development and Recruiting: Calvin Baker (Third Season - Virginia, '10)

Graduate Assistant: Vince Thibodeau (First Season - Western Michigan, '13)

Graduate Assistant: Jomar Stoddard (First Season - Mount St. Mary's, '22)

Graduate Assistant: Jacob Sowers (First Season - Georgia Southern, '22)

Pronunciation Guide:

Justin **Amadi** - uh-MAH-dee
 Shane **Feden** - FEH-den (rhymes with 'wedding')
 Noah **Freidel** - fry-DELL
 Tyree **Ihenacho** - EE-hen-AH-cho
Takal Molson - Tuh-KALL MOLE-son
Vado Morse - VAH-doe (like the deer) Morse (like the code)
Mezie Offurum - MEH-zee OFF-ur-um
Jerrell Roberson - JuhRELL ROW-burr-son
Hollman Smith - WHOLE-men
Terrell Strickland - tuh-RELL
 Alonzo **Sule** - sue-LAY
 Julien **Wooden** - WOULD-in

2022-23 JMU Roster, By The Numbers					
By Class		By State		By Height	
GRAD STUDENTS (3)	SOPHOMORES (6)	VIRGINIA (7)	NEW YORK (1)	6-10	Ben Hall
Takal Molson	Justin Amadi	Brycen Blaine	Takal Molson	6-9	Jerrell Roberson
Mezie Offurum	Terrence Edwards	Xavier Brown	S. CAROLINA (1)	6-8	Julien Wooden
Alonzo Sule	Shane Feden	Shane Feden	Justin Amadi	6-7	Mezie Offurum
SENIORS (1)	Tyree Ihenacho	Dylan Hamrick	S. DAKOTA (1)	6-7	Justin Amadi
Vado Morse	Hollman Smith	Ben Hall	Noah Freidel	6-6	Alonzo Sule
JUNIORS (3)	Terrell Strickland	Hollman Smith	GEORGIA (1)	6-6	Terrence Edwards
Noah Freidel	FRESHMEN (4)	Julien Wooden	Terrence Edwards	6-5	Shane Feden
Dylan Hamrick	Brycen Blaine	MARYLAND (3)	MINNESOTA (1)	6-4	Brycen Blaine
Julien Wooden	Xavier Brown	Vado Morse	Tyree Ihenacho	6-4	Noah Freidel
	Ben Hall	Mezie Offurum	TEXAS (1)	6-2	Tyree Ihenacho
	Jerrell Roberson	Jerrell Roberson	Alonzo Sule	6-0	Takal Molson
		FLORIDA (1)			Xavier Brown
		Terrell Strickland			Dylan Hamrick
					Vado Morse
					Hollman Smith
					Terrell Strickland



2022-23 James Madison Men's Basketball Combined Team Statistics All games

Page 1/1
as of Dec 03, 2022

Game Records

Record	Overall	Home	Away	Neutral
ALL GAMES	7-2	3-0	2-1	2-1
CONFERENCE	0-0	0-0	0-0	0-0
NON-CONFERENCE	7-2	3-0	2-1	2-1

Score by Periods

Team	1st	2nd	OT	TOT
James Madison	409	426	5	840
Opponents	252	323	7	582

Team Box Score

No.	Player	Total			3-Point			F-Throw		Rebounds				Other								
		GP-GS	MIN	AVG	FG-FGA	FG%	3FG-3FGA	3FG%	FT-FTA	FT%	OFF	DEF	TOT	AVG	PF	DQ	A	TO	BLK	STL	PTS	AVG
15	MOLSON, Takal	8-5	167:59	21.0	33-61	.541	9-19	.474	26-34	.765	9	17	26	3.3	12	1	7	12	0	11	101	12.6
5	EDWARDS, Terrence	9-9	218:27	24.3	42-65	.646	10-15	.667	17-23	.739	8	29	37	4.1	12	1	25	22	1	14	111	12.3
4	MORSE, Vado	9-8	242:04	26.9	35-93	.376	20-51	.392	18-24	.750	2	13	15	1.7	13	0	24	12	0	12	108	12.0
13	OFFURUM, Mezie	9-7	207:12	23.0	40-59	.678	3-6	.500	16-23	.696	18	33	51	5.7	20	0	12	18	4	8	99	11.0
1	FREIDEL, Noah	9-6	206:28	22.9	29-84	.345	17-59	.288	13-14	.929	13	28	41	4.6	11	1	11	9	0	10	88	9.8
22	WOODEN, Julien	9-1	156:01	17.3	32-55	.582	7-12	.583	14-22	.636	7	19	26	2.9	21	0	9	12	1	9	85	9.4
25	SULE, Alonzo	9-3	141:41	15.7	27-48	.563	2-5	.400	18-21	.857	17	16	33	3.7	11	0	6	8	9	7	74	8.2
11	AMADI, Justin	9-6	181:33	20.2	27-37	.730	0-0	.000	13-23	.565	8	31	39	4.3	12	0	8	10	4	13	67	7.4
0	BROWN, Xavier	9-0	129:51	14.4	16-25	.640	5-10	.500	3-4	.750	2	18	20	2.2	14	0	20	12	2	10	40	4.4
35	FEDEN, Shane	4-0	23:13	5.8	8-12	.667	0-2	.000	0-0	.000	2	4	6	1.5	1	0	0	1	0	2	16	4.0
33	ROBERSON, Jerrell	6-0	41:33	6.9	8-16	.500	1-2	.500	2-5	.400	5	12	17	2.8	5	0	0	2	4	0	19	3.2
12	BLAINE, Brycen	6-0	45:06	7.5	6-13	.462	3-3	1.000	3-6	.500	2	9	11	1.8	6	0	9	3	0	4	18	3.0
21	SMITH, Hollman	6-0	35:36	5.9	3-12	.250	3-6	.500	2-2	1.000	1	3	4	0.7	1	0	2	1	0	0	11	1.8
20	HAMRICK, Dylan	2-0	17:41	8.8	1-2	.500	1-2	.500	0-0	.000	1	1	2	1.0	0	0	0	2	0	0	3	1.5
2	IHENACHO, Tyree	1-0	10:39	10.7	0-0	.000	0-0	.000	0-0	.000	0	2	2	2.0	3	0	2	1	0	0	0	0.0
Team											13	14	27				2					
Total		9	1825		307-582	.527	81-192	.422	145-201	.721	108	249	357	39.7	142	3	135	127	25	100	840	93.3
Opponents		9	1825		215-544	.395	66-225	.293	86-130	.662	97	193	290	32.2	178	6	100	180	20	64	582	64.7

Team Statistics

	JMU	OPP
Scoring	840	582
Points per game	93.3	64.7
Scoring margin	+28.7	-
Field goals-att	307-582	215-544
Field goal pct	.527	.395
3 point fg-att	81-192	66-225
3-point FG pct	.422	.293
3-pt FG made per game	9.0	7.3
Free throws-att	145-201	86-130
Free throw pct	.721	.662
F-Throws made per game	16.1	9.6
Rebounds	357	290
Rebounds per game	39.7	32.2
Rebounding margin	+7.4	-
Assists	135	100
Assists per game	15.0	11.1
Turnovers	127	180
Turnovers per game	14.1	20.0
Turnover margin	+5.9	-
Assist/turnover ratio	1.1	0.6
Steals	100	64
Steals per game	11.1	7.1
Blocks	25	20
Blocks per game	2.8	2.2
Winning streak	1	-
Home win streak	3	-
Attendance	11219	22780
Home games-Avg/Game	3-3740	3-7593
Neutral site-Avg/Game	-	3-237

Team Results

Date	Opponent		Score	Att.
11/07/2022	Valley Forge	W	123-38	3148
11/09/2022	Hampton	W	106-58	3768
11/12/2022	at Buffalo	W	97-62	1949
11/15/2022	at Howard	W	95-69	889
11/20/2022	at North Carolina	L	64-80	19942
11/25/2022	vs Coastal Ga.	W	100-54	247
11/26/2022	vs South Dakota St.	W	79-60	276
11/27/2022	vs Valparaiso	Lot	79-81	188
12/02/2022	Eastern Ky.	W	97-80	4303



0 Xavier Brown

6-2 | 170 | Guard
Freshman | Williamsburg, Va.
Jamestown HS

2022-23 Player Notes

- At least one basket in all six games to open season
- Seven assists in eight-minute stretch in win over Hampton
- Erupted for 17p, 7r, 4s, 3a performance in win over Coastal Georgia
- Averaged 28.6 points, 6.7 assists, 6.6 rebounds and 2.0 steals as a senior at Jamestown HS
- First Team All-State, All-Region and All-Tidewater in 2021-22
- Played junior season at Oak Hill Academy
- Second Team All-State and First Team All-Region as a sophomore at Jamestown

Career Stats and Career Highs

SEASON	TEAM	GP-GS	MIN	Field Goals			3-Point		F-Throws		Rebounds				Scoring						
				FG-FGA	FG%	3FG-3FGA	3FG%	FT-FTA	FT%	OFF	DEF	TOT	AVG	PF	FO	A	TO	BLK	STL	PTS	AVG
2022-23	JMU	9-0	130	14.4	16-25	.640	5-10	.500	3-4	.750	2	18	20	2.2	14-0	20	12	2	10	40	4.4
TOTAL		9-0	130	14.4	16-25	.640	5-10	.500	3-4	.750	2	18	20	2.2	14-0	20	12	2	10	40	4.4

Single Game Highs


Statistic	Value
Points	17 vs Coastal Ga. 11/25/22
Rebounds	7 vs Coastal Ga. 11/25/22
Assists	7 vs Hampton 11/09/22
Steals	4 vs Coastal Ga. 11/25/22
Blocks	1 at Howard 11/15/22, vs Eastern Ky. 12/02/22
FG Made	7 vs Coastal Ga. 11/25/22
FG Attempts	11 vs Coastal Ga. 11/25/22
3FG Made	2 vs Hampton 11/09/22
3FG Attempts	4 vs Coastal Ga. 11/25/22
FT Made	2 vs Coastal Ga. 11/25/22
FT Attempts	2 vs South Dakota St. 11/26/22, vs Coastal Ga. 11/25/22

2022-23 Game-by-Game Statistics

Opponent	Date	GS	MIN	Total		3-Pointers		Free throws		Rebounds				PF	A	TO	BLK	STL	PTS	AVG
				FG-FGA	PCT	3FG-3FGA	PCT	FT-FTA	PCT	OFF	DEF	TOT	AVG							
Valley Forge	11/07/2022		09:25	2-2	1.000	1-1	1.000	0-0	.000	0	1	1	1.0	0	1	0	0	0	5	5.0
Hampton	11/09/2022		19:22	2-2	1.000	2-2	1.000	0-0	.000	0	4	4	2.5	0	7	1	0	0	6	5.5
at Buffalo	11/12/2022		18:51	1-2	.500	0-1	.000	0-0	.000	0	1	1	2.0	2	1	5	0	1	2	4.3
at Howard	11/15/2022		15:19	2-5	.400	0-1	.000	0-0	.000	1	3	4	2.5	3	1	2	1	2	4	4.3
at North Carolina	11/20/2022		08:54	1-1	1.000	0-0	.000	0-0	.000	0	1	1	2.2	1	1	0	0	1	2	3.8
vs Coastal Ga.	11/25/2022		25:45	7-11	.636	1-4	.250	2-2	1.000	1	6	7	3.0	2	3	1	0	4	17	6.0
vs South Dakota St.	11/26/2022		14:01	0-0	.000	0-0	.000	1-2	.500	0	1	1	2.7	1	2	2	0	1	1	5.3
vs Valparaiso	11/27/2022		06:56	0-0	.000	0-0	.000	0-0	.000	0	1	1	2.5	2	1	1	0	0	0	4.6
Eastern Ky.	12/02/2022		11:18	1-2	.500	1-1	1.000	0-0	.000	0	0	0	2.2	3	3	0	1	1	3	4.4
Totals		0	129:51	16-25	.640	5-10	.500	3-4	.750	2	18	20	2.2	14	20	12	2	10	40	4.4

Player Averages

Games Played	Minutes/game	Points/game	FG Pct	3FG Pct	FT Pct	Rebounds/game	Assists/game	Turnovers/game	Assist/Turnover ratio	Steals/game	Blocks/game
9	14.4	4.4	64.0	50.0	75.0	2.2	2.2	1.3	1.7	1.1	0.2



1 Noah Freidel

6-4 | 210 | Guard
r-Junior | Tea, S.D.
Tea HS | South Dakota State

2022-23 Player Notes

- "Elite scorer with deep range" - Coach Mark Byington
- Racked up 17 points in JMU debut on perfect 5-5 FG, 4-4 3P, 3-3 FT performance against Valley Forge in just 11 minutes
- Caught fire to lead team with 23 points in win at Howard (11/15)
- Leading scorer with 13 points in 79-60 win over SDSU
- Tallied 17 points in fast-paced win over Eastern Kentucky
- Three standout seasons at South Dakota State, averaging 13.6 points and 3.7 rebounds across 63 career games
- Shot 39.2% from the three-point line at SDSU
- Averaged 20.1 points across first 11 games of 2021-22 season
- 2019-20 Summit League Rookie of the Year and All-Summit League Honorable Mention as a freshman

Career Stats and Career Highs

SEASON	TEAM	GP-GS	MIN/AVG	Field Goals		3-Point		F-Throws		Rebounds			PF-FO			A		TO		BLK		STL		PTS		AVG	
				FG-FGA	FG%	3FG-3FGA	3FG%	FT-FTA	FT%	OFF	DEF	TOT	AVG	PF	FO	A	TO	BLK	STL	PTS	AVG						
2019-20	SDSU	32-29	938/29.3	127-282	.450	66-167	.395	69-81	.852	25	105	130	4.1	68-0	54	56	11	20	389	12.2							
2020-21	SDSU	14-12	434/31.0	76-186	.409	38-99	.384	34-44	.773	10	49	59	4.2	32-0	29	24	10	12	224	16.0							
2021-22	SDSU	17-9	397/23.3	80-181	.442	42-106	.396	40-57	.702	8	33	41	2.4	25-0	19	26	6	8	242	14.2							
2022-23	JMU	9-6	206/22.9	29-84	.345	17-59	.288	13-14	.929	13	28	41	4.6	11-1	11	9	0	10	88	9.8							
TOTAL FOR JMU		9-6	206/22.9	29-84	.345	17-59	.288	13-14	.929	13	28	41	4.6	11-1	11	9	0	10	88	9.8							
TOTAL		72-56	1975/27.4	312-733	.426	163-431	.378	156-196	.796	56	215	271	3.8	136-1	113	115	27	50	943	13.1							

Single Game Highs

Statistic	Value
Points	35 vs Purdue Fort Wayne 03/07/20
Rebounds	8 4 times
Assists	8 vs Denver 02/14/20
Steals	2 15 times
Blocks	2 5 times
FG Made	11 vs Purdue Fort Wayne 03/07/20
FG Attempts	24 at Idaho 12/08/21
3FG Made	7 vs Purdue Fort Wayne 03/07/20
3FG Attempts	14 vs Purdue Fort Wayne 03/07/20
FT Made	7 vs South Dakota 02/23/20
FT Attempts	8 vs South Dakota 02/23/20, vs Purdue Fort Wayne 03/07/20

2022-23 Game-by-Game Statistics

Opponent	Date	GS	MIN	Total		3-Pointers		Free throws		Rebounds				PF	A	TO	BLK	STL	PTS	AVG
				FG-FGA	PCT	3FG-3FGA	PCT	FT-FTA	PCT	OFF	DEF	TOT	AVG							
Valley Forge	11/07/2022	*	11:24	5-5	1.000	4-4	1.000	3-3	1.000	0	4	4	4.0	0	2	1	0	2	17	17.0
Hampton	11/09/2022	*	20:46	0-3	.000	0-2	.000	1-2	.500	2	5	7	5.5	1	2	1	0	0	1	9.0
at Buffalo	11/12/2022		18:32	2-7	.286	0-4	.000	5-5	1.000	3	3	6	5.7	5	0	0	0	0	9	9.0
at Howard	11/15/2022		24:45	9-15	.600	5-9	.556	0-0	.000	1	5	6	5.8	0	1	2	0	2	23	12.5
at North Carolina	11/20/2022		22:48	0-11	.000	0-9	.000	0-0	.000	2	0	2	5.0	2	2	0	0	0	0	10.0
vs Coastal Ga.	11/25/2022	*	22:47	2-10	.200	1-9	.111	0-0	.000	2	5	7	5.3	0	1	1	0	1	5	9.2
vs South Dakota St.	11/26/2022	*	30:49	5-13	.385	3-8	.375	0-0	.000	2	1	3	5.0	1	2	1	0	2	13	9.7
vs Valparaiso	11/27/2022	*	23:15	1-8	.125	1-6	.167	0-0	.000	0	1	1	4.5	1	1	1	0	2	3	8.9
Eastern Ky.	12/02/2022	*	31:23	5-12	.417	3-8	.375	4-4	1.000	1	4	5	4.6	1	0	2	0	1	17	9.8
Totals		6	206:28	29-84	.345	17-59	.288	13-14	.929	13	28	41	4.6	11	11	9	0	10	88	9.8

Player Averages

Games Played	Minutes/game	Points/game	FG Pct	3FG Pct	FT Pct	Rebounds/game	Assists/game	Turnovers/game	Assist/Turnover ratio	Steals/game	Blocks/game
9	22.9	9.8	34.5	28.8	92.9	4.6	1.2	1.0	1.2	1.1	0.0



2 Tyree Ihenacho

6-4 | 195 | Guard
r-Sophomore | Prior Lake, Minn.
Prior Lake HS | North Dakota

2022-23 Player Notes

- Missed first eight games before returning in win over Eastern Kentucky on Dec. 2
- Battled through injuries to appear in 14 games last season, making 8 starts in his first season with the Dukes
- Averaged 3.7 points, 3.3 assists and 4.2 rebounds

Career Stats and Career Highs

SEASON	TEAM	GP-GS	MIN/AVG	Field Goals		3-Point		F-Throws		Rebounds				Other			Scoring			
				FG-FGA	FG%	3FG-3FGA	3FG%	FT-FTA	FT%	OFF	DEF	TOT	AVG	PF	FO	A	TO	BLK	STL	PTS
2020-21	UND	23-22	739/32.1	75-181	.414	17-48	.354	32-61	.525	34	96	130	5.7	61-1	95	67	5	36	199	8.7
2021-22	JMU	14-8	376/26.8	22-67	.328	2-14	.143	6-10	.600	15	48	63	4.5	35-1	46	22	7	20	52	3.7
2022-23	JMU	1-0	11/10.7	0-0	.000	0-0	.000	0-0	.000	0	2	2	2.0	3-0	2	1	0	0	0	0.0
TOTAL FOR JMU		15-8	386/25.8	22-67	.328	2-14	.143	6-10	.600	15	50	65	4.3	38-1	48	23	7	20	52	3.5
TOTAL		38-30	1125/29.6	97-248	.391	19-62	.306	38-71	.535	49	146	195	5.1	99-2	143	90	12	56	251	6.6

Single Game Highs

Statistic	Value
Points	19 at Denver 02/05/21
Rebounds	12 at Omaha 02/20/21
Assists	8 vs South Dakota 02/13/21, vs William & Mary 02/12/22, at Col. of Charleston 02/17/22
Steals	6 at Towson 02/23/22
Blocks	2 vs North Dakota St. 12/12/20
FG Made	8 at Denver 02/05/21
FG Attempts	16 at Denver 02/05/21
3FG Made	3 at South Dakota St. 01/23/21
3FG Attempts	5 vs South Dakota St. 12/11/20
FT Made	7 at Utah Tech 12/02/20
FT Attempts	10 at Utah Tech 12/02/20

2022-23 Game-by-Game Statistics

Opponent	Date	GS	MIN	Total		3-Pointers		Free throws		Rebounds				Other			PTS			
				FG-FGA	PCT	3FG-3FGA	PCT	FT-FTA	PCT	OFF	DEF	TOT	AVG	PF	A	TO	BLK	STL	PTS	AVG
Eastern Ky.	12/02/2022		10:39	0-0	.000	0-0	.000	0-0	.000	0	2	2	2.0	3	2	1	0	0	0	0.0
Totals		0	10:39	0-0	.000	0-0	.000	0-0	.000	0	2	2	2.0	3	2	1	0	0	0	0.0

Player Averages

Games Played	Minutes/game	Points/game	FG Pct	3FG Pct	FT Pct	Rebounds/game	Assists/game	Turnovers/game	Assist/Turnover ratio	Steals/game	Blocks/game
1	10.7	0.0	0.0	0.0	0.0	2.0	2.0	1.0	2.0	0.0	0.0



4 Vado Morse

6-0 | 170 | Guard
r-Senior | Suitland, Md.
Bullis School | Mount St. Mary's

2022-23 Player Notes

- Preseason First Team All-Sun Belt
- Came off the bench for 10 points against Valley Forge
- Racked up 22 points, four reboundes and four assists in blowout win at Buffalo on 11/12
- Drilled four three-pointers after halftime on his way to 17 points in win at Howard (11/15)

Career Stats and Career Highs

SEASON	TEAM	GP-GS	MIN/AVG	Field Goals		3-Point		F-Throws		Rebounds			PF-FO				Scoring			
				FG-FGA	FG%	3FG-3FGA	3FG%	FT-FTA	FT%	OFF	DEF	TOT	AVG	PF	FO	A	TO	BLK	STL	PTS
2018-19	MSM	30-24	921/30.7	141-338	.417	58-163	.356	102-131	.779	13	64	77	2.6	68-1	87	72	1	32	442	14.7
2019-20	MSM	30-23	893/29.8	99-308	.321	54-174	.310	71-92	.772	11	66	77	2.6	65-0	69	52	4	25	323	10.8
2020-21	JMU	18-15	513/28.5	82-198	.414	42-117	.359	53-74	.716	2	34	36	2.0	39-0	44	38	1	10	259	14.4
2021-22	JMU	29-29	940/32.4	144-395	.365	73-213	.343	82-98	.837	8	59	67	2.3	55-0	71	50	4	32	443	15.3
2022-23	JMU	9-8	242/26.9	35-93	.376	20-51	.392	18-24	.750	2	13	15	1.7	13-0	24	12	0	12	108	12.0
TOTAL FOR JMU		56-52	1694/30.3	261-686	.380	135-381	.354	153-196	.781	12	106	118	2.1	107-0	139	100	5	54	810	14.5
TOTAL		116-99	3508/30.2	501-1332	.376	247-718	.344	326-419	.778	36	236	272	2.3	240-1	295	224	10	111	1575	13.6

Single Game Highs

Statistic	Value	
Points	32	vs Col. of Charleston 01/22/22
Rebounds	7	at Sacred Heart 02/09/19, vs Hofstra 02/14/21
Assists	8	at Central Conn. St. 02/21/19
Steals	4	4 times
Blocks	2	at Bryant 01/11/20
FG Made	10	at Northeastern 01/24/21
FG Attempts	20	vs Elon 03/07/21, at UNCW 02/19/22
3FG Made	5	8 times
3FG Attempts	12	at William & Mary 01/15/22, vs Elon 02/10/22
FT Made	13	vs Col. of Charleston 01/22/22
FT Attempts	14	vs Col. of Charleston 01/22/22

2022-23 Game-by-Game Statistics

Opponent	Date	GS	MIN	Total		3-Pointers		Free throws		Rebounds			PF-FO				PTS	AVG			
				FG-FGA	PCT	3FG-3FGA	PCT	FT-FTA	PCT	OFF	DEF	TOT	AVG	PF	A	TO			BLK	STL	
Valley Forge	11/07/2022		13:51	2-5	.400	2-4	.500	4-4	1.000	0	0	0	0.0	1	4	0	0	1	10	10.0	
Hampton	11/09/2022	*	22:22	5-10	.500	3-6	.500	1-2	.500	0	1	1	0.5	0	4	1	0	1	14	12.0	
at Buffalo	11/12/2022	*	21:19	6-15	.400	3-8	.375	7-9	.778	0	4	4	1.7	4	4	1	0	3	22	15.3	
at Howard	11/15/2022	*	23:38	6-10	.600	5-7	.714	0-0	.000	0	0	0	1.3	2	3	1	0	2	17	15.8	
at North Carolina	11/20/2022	*	36:28	3-17	.176	2-8	.250	2-3	.667	0	1	1	1.2	0	1	1	0	0	10	14.6	
vs Coastal Ga.	11/25/2022	*	24:44	3-8	.375	1-4	.250	0-0	.000	1	1	2	1.3	1	2	2	0	1	7	13.3	
vs South Dakota St.	11/26/2022	*	29:24	4-9	.444	2-3	.667	0-0	.000	1	2	3	1.6	1	1	1	0	1	10	12.9	
vs Valparaiso	11/27/2022	*	37:27	3-8	.375	2-4	.500	1-2	.500	0	2	2	1.6	2	2	3	0	2	9	12.4	
Eastern Ky.	12/02/2022	*	32:51	3-11	.273	0-7	.000	3-4	.750	0	2	2	1.7	2	3	2	0	1	9	12.0	
Totals			8	242:04	35-93	.376	20-51	.392	18-24	.750	2	13	15	1.7	13	24	12	0	12	108	12.0

Player Averages

Games Played	Minutes/game	Points/game	FG Pct	3FG Pct	FT Pct	Rebounds/game	Assists/game	Turnovers/game	Assist/Turnover ratio	Steals/game	Blocks/game
9	26.9	12.0	37.6	39.2	75.0	1.7	2.7	1.3	2.0	1.3	0.0



5 Terrence Edwards

6-6 | 190 | Guard/Forward
r-Sophomore | Atlanta, Ga.
Tucker HS

2022-23 Player Notes

- One of JMU's most versatile players, able to play four positions
- Posted best collegiate game against Hampton, going for 20 points and 10 rebounds in the first half before finishing with 21p/11r/5a
- Went 8-10 on FGs to score 19 points in win at Howard (11/15)
- Posted 21 points on 6-10 FG and 9-10 FT against Valpo (11/27)

Career Stats and Career Highs

SEASON	TEAM	GP-GS	MIN/AVG	Field Goals		3-Point		F-Throws		Rebounds				Scoring						
				FG-FGA	FG%	3FG-3FGA	3FG%	FT-FTA	FT%	OFF	DEF	TOT	AVG	PF	FO	A	TO	BLK	STL	PTS
2020-21	JMU	20-7	345/17.2	40-100	.400	6-18	.333	20-42	.476	27	57	84	4.2	31-0	30	26	4	9	106	5.3
2021-22	JMU	29-13	605/20.9	101-213	.474	10-34	.294	53-83	.639	35	86	121	4.2	40-1	63	52	9	30	265	9.1
2022-23	JMU	9-9	218/24.3	42-65	.646	10-15	.667	17-23	.739	8	29	37	4.1	12-1	25	22	1	14	111	12.3
TOTAL	58-29	1168/20.1	183-378	.484	26-67	.388	90-148	.608	70	172	242	4.2	83-2	118	100	14	53	482	8.3	

Single Game Highs

Statistic	Value
Points	29 vs Towson 02/26/22
Rebounds	11 vs Drexel 01/27/22, vs Hampton 11/09/22
Assists	8 vs Alice Lloyd 12/20/20
Steals	4 4 times
Blocks	1 14 times
FG Made	11 vs Towson 02/26/22
FG Attempts	17 vs Towson 02/26/22
3FG Made	4 vs Eastern Ky. 12/02/22
3FG Attempts	4 5 times
FT Made	9 vs Valparaiso 11/27/22
FT Attempts	10 vs Valparaiso 11/27/22

2022-23 Game-by-Game Statistics

Opponent	Date	GS	MIN	Total		3-Pointers		Free throws		Rebounds				PF	A	TO	BLK	STL	PTS	AVG	
				FG-FGA	PCT	3FG-3FGA	PCT	FT-FTA	PCT	OFF	DEF	TOT	AVG								
Valley Forge	11/07/2022	*	15:57	3-3	1.000	0-0	.000	2-2	1.000	1	5	6	6.0	1	4	1	0	1	8	8.0	
Hampton	11/09/2022	*	22:07	8-10	.800	2-3	.667	3-4	.750	4	7	11	8.5	2	5	3	0	0	21	14.5	
at Buffalo	11/12/2022	*	27:43	3-6	.500	0-0	.000	0-0	.000	0	3	3	6.7	2	3	4	0	4	6	11.7	
at Howard	11/15/2022	*	25:56	8-10	.800	2-3	.667	1-3	.333	1	2	3	5.8	0	3	3	0	2	19	13.5	
at North Carolina	11/20/2022	*	09:30	0-2	.000	0-0	.000	0-0	.000	0	0	0	4.6	5	1	2	0	0	0	10.8	
vs Coastal Ga.	11/25/2022	*	24:27	5-10	.500	1-2	.500	1-2	.500	2	2	4	4.5	1	1	2	1	4	12	11.0	
vs South Dakota St.	11/26/2022	*	27:55	3-7	.429	1-3	.333	0-1	.000	0	3	3	4.3	0	2	3	0	2	7	10.4	
vs Valparaiso	11/27/2022	*	36:31	6-10	.600	0-0	.000	9-10	.900	0	6	6	4.5	0	2	1	0	0	21	11.8	
Eastern Ky.	12/02/2022	*	28:21	6-7	.857	4-4	1.000	1-1	1.000	0	1	1	4.1	1	4	3	0	1	17	12.3	
Totals			9	218:27	42-65	.646	10-15	.667	17-23	.739	8	29	37	4.1	12	25	22	1	14	111	12.3

Player Averages

Games Played	Minutes/game	Points/game	FG Pct	3FG Pct	FT Pct	Rebounds/game	Assists/game	Turnovers/game	Assist/Turnover ratio	Steals/game	Blocks/game
9	24.3	12.3	64.6	66.7	73.9	4.1	2.8	2.4	1.1	1.6	0.1



10 Terrell Strickland

6-0 | 175 | Guard
r-Sophomore | Tampa, Fla.
Scotland Campus Sports

2022-23 Player Notes

- Yet to play in 2022-23 due to injury
- Missed entire second half of 2021-22 season after undergoing unrelated season-ending surgery
- Appeared in 17 games last year in his second season with JMU
- Averaged 5.1 points, 2.1 rebounds and 1.1 steals in 18.8 minutes

Career Stats and Career Highs

SEASON	TEAM	GP-GS	MIN	AVG	Field Goals		3-Point		F-Throws		Rebounds			Scoring							
					FG-FGA	FG%	3FG-3FGA	3FG%	FT-FTA	FT%	OFF	DEF	TOT	AVG	PF-FO	A	TO	BLK	STL	PTS	AVG
2020-21	JMU	20-17	478	23.9	37-86	.430	10-29	.345	24-34	.706	11	56	67	3.4	56-2	47	34	3	31	108	5.4
2021-22	JMU	17-2	319	18.7	36-64	.563	2-16	.125	12-24	.500	5	30	35	2.1	31-1	32	32	0	19	86	5.1
TOTAL		37-19	796	21.5	73-150	.487	12-45	.267	36-58	.621	16	86	102	2.8	87-3	79	66	3	50	194	5.2

Single Game Highs

Statistic	Value	
Points	15	vs Elon 02/03/21
Rebounds	11	at Northeastern 01/24/21
Assists	8	vs Limestone 11/25/20
Steals	10	vs Limestone 11/25/20
Blocks	1	vs Limestone 11/25/20, vs Alice Lloyd 12/20/20, vs Elon 03/07/21
FG Made	5	vs Drexel 01/31/21, vs Elon 02/03/21
FG Attempts	10	vs Elon 02/03/21
3FG Made	3	vs Elon 02/03/21
3FG Attempts	6	vs Elon 02/03/21
FT Made	5	at East Carolina 12/19/20, vs Towson 01/27/21
FT Attempts	6	at East Carolina 12/19/20, vs Towson 01/27/21

2022-23 Game-by-Game Statistics



11 Justin Amadi

6-7 | 225 | Forward
r-Sophomore | Greenville, S.C.
Paul M. Dorman HS

2022-23 Player Notes

- Currently the career FG% leader in JMU history
- Went for 11 points on 5-5 shooting evening in win over Hampton
- Hit six of seven shots with 15 points and five boards in win over Eastern Kentucky on Dec. 2

Career Stats and Career Highs

SEASON	TEAM	GP-GS	MIN	Field Goals		3-Point		F-Throws		Rebounds				Scoring						
				FG-FGA	FG%	3FG-3FGA	3FG%	FT-FTA	FT%	OFF	DEF	TOT	AVG	PF-FO	A	TO	BLK	STL	PTS	AVG
2020-21	JMU	20-16	473/23.6	73-105	.695	3-3	1.000	33-57	.579	38	62	100	5.0	48-0	11	15	8	19	182	9.1
2021-22	JMU	29-29	741/25.5	113-176	.642	2-12	.167	52-80	.650	69	87	156	5.4	85-3	22	36	10	38	280	9.7
2022-23	JMU	9-6	182/20.2	27-37	.730	0-0	.000	13-23	.565	8	31	39	4.3	12-0	8	10	4	13	67	7.4
TOTAL	58-51	1395/24.1	213-318	.670	5-15	.333	98-160	.613	115	180	295	5.1	145-3	41	61	22	70	529	9.1	

Single Game Highs

Statistic	Value
Points	24 at William & Mary 01/15/22
Rebounds	15 vs Carlow 11/10/21
Assists	3 vs Carlow 11/10/21, at Eastern Ky. 11/16/21
Steals	4 vs Col. of Charleston 01/22/22
Blocks	2 vs Elon 03/07/21, vs Carlow 11/10/21, vs Valparaiso 11/27/22
FG Made	11 at William & Mary 01/15/22
FG Attempts	15 at William & Mary 01/15/22
3FG Made	1 5 times
3FG Attempts	3 at Delaware 02/14/22
FT Made	6 vs Col. of Charleston 01/22/22, vs Wright St. 11/23/21
FT Attempts	8 vs Col. of Charleston 01/22/22, vs Wright St. 11/23/21

2022-23 Game-by-Game Statistics

Opponent	Date	GS	MIN	Total		3-Pointers		Free throws		Rebounds				Scoring						
				FG-FGA	PCT	3FG-3FGA	PCT	FT-FTA	PCT	OFF	DEF	TOT	AVG	PF	A	TO	BLK	STL	PTS	AVG
Valley Forge	11/07/2022	*	12:52	4-6	.667	0-0	.000	0-0	.000	1	4	5	5.0	0	2	0	0	1	8	8.0
Hampton	11/09/2022	*	16:48	5-5	1.000	0-0	.000	1-2	.500	0	3	3	4.0	0	0	0	1	2	11	9.5
at Buffalo	11/12/2022	*	18:03	3-4	.750	0-0	.000	2-5	.400	0	2	2	3.3	3	1	0	1	1	8	9.0
at Howard	11/15/2022	*	22:46	2-4	.500	0-0	.000	0-0	.000	2	4	6	4.0	2	1	3	0	1	4	7.8
at North Carolina	11/20/2022	*	23:01	1-2	.500	0-0	.000	1-4	.250	1	5	6	4.4	3	0	2	0	0	3	6.8
vs Coastal Ga.	11/25/2022		16:24	2-3	.667	0-0	.000	2-2	1.000	1	1	2	4.0	1	2	0	0	1	6	6.7
vs South Dakota St.	11/26/2022		21:29	3-4	.750	0-0	.000	3-4	.750	0	6	6	4.3	2	1	2	0	3	9	7.0
vs Valparaiso	11/27/2022		28:06	1-2	.500	0-0	.000	1-2	.500	0	4	4	4.3	1	0	1	2	1	3	6.5
Eastern Ky.	12/02/2022	*	22:04	6-7	.857	0-0	.000	3-4	.750	3	2	5	4.3	0	1	2	0	3	15	7.4
Totals		6	181:33	27-37	.730	0-0	.000	13-23	.565	8	31	39	4.3	12	8	10	4	13	67	7.4

Player Averages

Games Played	Minutes/game	Points/game	FG Pct	3FG Pct	FT Pct	Rebounds/game	Assists/game	Turnovers/game	Assist/Turnover ratio	Steals/game	Blocks/game
9	20.2	7.4	73.0	0.0	56.5	4.3	0.9	1.1	0.8	1.4	0.4



12 Brycen Blaine

6-5 | 195 | Guard
Freshman | Richmond, Va.
Berkmar HS (Ga.)

2022-23 Player Notes

- Has seen action in all four games to start the year
- Averaged 16 points, seven rebounds and four assists as a senior at Berkmar HS
- Second Team All-State and First Team All-Region in 2021-22
- Averaged 20.5 points with Team Huncho on Adidas 3SSB Circuit, fourth-most in the league
- Formerly starred at L.C. Bird HS in Chesterfield, Virginia

Career Stats and Career Highs

SEASON TEAM	GP-GS	MIN/AVG	Field Goals		3-Point		F-Throws		Rebounds				Scoring						
			FG-FGA	FG%	3FG-3FGA	3FG%	FT-FTA	FT%	OFF	DEF	TOT	AVG	PF-FO	A	TO	BLK	STL	PTS	AVG
2022-23 JMU	6-0	45/7.5	6-13	.462	3-3	1.000	3-6	.500	2	9	11	1.8	6-0	9	3	0	4	18	3.0
TOTAL	6-0	45/7.5	6-13	.462	3-3	1.000	3-6	.500	2	9	11	1.8	6-0	9	3	0	4	18	3.0

Single Game Highs

Statistic	Value
Points	6 vs Valley Forge 11/07/22
Rebounds	4 vs Valley Forge 11/07/22, vs Coastal Ga. 11/25/22
Assists	5 vs Valley Forge 11/07/22
Steals	2 vs Valley Forge 11/07/22, at Buffalo 11/12/22
FG Made	2 vs Valley Forge 11/07/22, vs Coastal Ga. 11/25/22
FG Attempts	6 vs Valley Forge 11/07/22
3FG Made	1 vs Hampton 11/09/22, at Buffalo 11/12/22, vs Coastal Ga. 11/25/22
3FG Attempts	1 vs Hampton 11/09/22, at Buffalo 11/12/22, vs Coastal Ga. 11/25/22
FT Made	2 vs Valley Forge 11/07/22
FT Attempts	4 at Buffalo 11/12/22

2022-23 Game-by-Game Statistics

Opponent	Date	GS	MIN	Total		3-Pointers		Free throws		Rebounds				Scoring						
				FG-FGA	PCT	3FG-3FGA	PCT	FT-FTA	PCT	OFF	DEF	TOT	AVG	PF	A	TO	BLK	STL	PTS	AVG
Valley Forge	11/07/2022		18:53	2-6	.333	0-0	.000	2-2	1.000	0	4	4	4.0	2	5	1	0	2	6	6.0
Hampton	11/09/2022		08:09	1-3	.333	1-1	1.000	0-0	.000	0	3	3	3.5	2	0	0	0	0	3	4.5
at Buffalo	11/12/2022		04:48	1-1	1.000	1-1	1.000	1-4	.250	0	0	0	2.3	1	3	0	0	2	4	4.3
at Howard	11/15/2022		03:13	0-0	.000	0-0	.000	0-0	.000	0	0	0	1.8	0	0	1	0	0	0	3.3
vs Coastal Ga.	11/25/2022		09:09	2-3	.667	1-1	1.000	0-0	.000	2	2	4	2.2	1	1	1	0	0	5	3.6
vs South Dakota St.	11/26/2022		00:53	0-0	.000	0-0	.000	0-0	.000	0	0	0	1.8	0	0	0	0	0	0	3.0
Totals		0	45:06	6-13	.462	3-3	1.000	3-6	.500	2	9	11	1.8	6	9	3	0	4	18	3.0

Player Averages

Games Played	Minutes/game	Points/game	FG Pct	3FG Pct	FT Pct	Rebounds/game	Assists/game	Turnovers/game	Assist/Turnover ratio	Steals/game	Blocks/game
6	7.5	3.0	46.2	100.0	50.0	1.8	1.5	0.5	3.0	0.7	0.0



13 Mezie Offurum

6-8 | 230 | Forward
Grad Student | Germantown, Md.
Georgetown Prep | George Washington | Mount St. Mary's

2022-23 Player Notes

- Joined the Dukes for final year of eligibility
 - Back-to-back 11-point evenings in wins over Hampton and Buffalo
 - Went 5-6 from the field for 10p/6r in win at Howard (11/15)
 - Tallied 12p/8r at #1 North Carolina on 5-6 FG shooting
 - Has scored in double figures in every game since season opener
-
- Third Team All-Northeast Conference in 2021-22 at Mount St. Mary's
 - Averaged 11.4 points, 5.0 rebounds and 1.6 assists and shot 45.9% from the field

Career Stats and Career Highs

SEASON	TEAM	GP-GS	MIN/AVG	Field Goals		3-Point		F-Throws		Rebounds				Scoring						
				FG-FGA	FG%	3FG-3FGA	3FG%	FT-FTA	FT%	OFF	DEF	TOT	AVG	PF-FO	A	TO	BLK	STL	PTS	AVG
2018-19	GWU	26-1	212/8.2	19-40	.475	1-5	.200	14-21	.667	5	21	26	1.0	22-0	10	24	4	3	53	2.0
2019-20	GWU	19-3	189/9.9	19-56	.339	3-14	.214	15-22	.682	7	18	25	1.3	20-0	9	8	7	6	56	2.9
2020-21	MSM	23-23	727/31.6	79-203	.389	15-67	.224	44-63	.698	32	111	143	6.2	58-1	46	42	14	34	217	9.4
2021-22	MSM	30-30	918/30.6	128-279	.459	11-41	.268	75-108	.694	43	107	150	5.0	78-4	48	59	17	32	342	11.4
2022-23	JMU	9-7	207/23.0	40-59	.678	3-6	.500	16-23	.696	18	33	51	5.7	20-0	12	18	4	8	99	11.0
TOTAL FOR JMU		9-7	207/23.0	40-59	.678	3-6	.500	16-23	.696	18	33	51	5.7	20-0	12	18	4	8	99	11.0
TOTAL		107-64	2253/21.1	285-637	.447	33-133	.248	164-237	.692	105	290	395	3.7	198-5	125	151	46	83	767	7.2

Single Game Highs

Statistic	Value
Points	22 at Fairleigh Dickinson 02/21/21, vs Sacred Heart 01/21/22
Rebounds	16 vs Texas Southern 03/18/21
Assists	5 vs Merrimack 01/14/21, vs Merrimack 02/03/22
Steals	6 at Central Conn. St. 01/21/21
Blocks	3 at Bryant 01/15/22
FG Made	8 4 times
FG Attempts	14 5 times
3FG Made	2 4 times
3FG Attempts	7 vs Wagner 02/16/21
FT Made	8 at Fairleigh Dickinson 02/21/21
FT Attempts	9 at Fairleigh Dickinson 02/21/21, vs American 12/11/21, vs Valparaiso 11/27/22

2022-23 Game-by-Game Statistics

Opponent	Date	GS	MIN	Total		3-Pointers		Free throws		Rebounds				PF	A	TO	BLK	STL	PTS	AVG	
				FG-FGA	PCT	3FG-3FGA	PCT	FT-FTA	PCT	OFF	DEF	TOT	AVG								
Valley Forge	11/07/2022	*	14:45	3-4	.750	0-0	.000	0-0	.000	0	2	2	2.0	0	2	1	2	1	6	6.0	
Hampton	11/09/2022		18:02	4-6	.667	1-2	.500	2-2	1.000	0	7	7	4.5	4	2	3	0	1	11	8.5	
at Buffalo	11/12/2022		20:18	4-4	1.000	1-1	1.000	2-2	1.000	2	4	6	5.0	0	0	2	0	0	11	9.3	
at Howard	11/15/2022	*	18:58	5-6	.833	0-0	.000	0-0	.000	3	3	6	5.3	0	1	2	0	2	10	9.5	
at North Carolina	11/20/2022	*	31:19	5-6	.833	0-0	.000	2-2	1.000	3	5	8	5.8	2	3	2	0	0	12	10.0	
vs Coastal Ga.	11/25/2022	*	24:29	6-9	.667	0-1	.000	2-3	.667	4	2	6	5.8	2	1	1	1	1	14	10.7	
vs South Dakota St.	11/26/2022	*	21:11	4-8	.500	0-0	.000	2-3	.667	2	4	6	5.9	4	1	2	1	1	10	10.6	
vs Valparaiso	11/27/2022	*	27:36	3-7	.429	0-0	.000	6-9	.667	2	1	3	5.5	4	1	1	0	1	12	10.8	
Eastern Ky.	12/02/2022	*	30:34	6-9	.667	1-2	.500	0-2	.000	2	5	7	5.7	4	1	4	0	1	13	11.0	
Totals			7	207:12	40-59	.678	3-6	.500	16-23	.696	18	33	51	5.7	20	12	18	4	8	99	11.0

Player Averages

Games Played	Minutes/game	Points/game	FG Pct	3FG Pct	FT Pct	Rebounds/game	Assists/game	Turnovers/game	Assist/Turnover ratio	Steals/game	Blocks/game
9	23.0	11.0	67.8	50.0	69.6	5.7	1.3	2.0	0.7	0.9	0.4



15 Takal Molson

6-4 | 210 | Guard
Grad Student | Buffalo, N.Y.
St. Mary's Lancaster | Canisius | Seton Hall

2022-23 Player Notes

- Enters final year of eligibility as Dukes' elder statesman
- Scored 14 points on perfect 4-4 shooting in opening night win over Valley Forge
- JMU's best player at #1 UNC with 19 points, 6 rebounds, 3 steals
- Came off the bench to earn All-Tournament Team honors at Hostilo Community Classic (SDSU, Valpo)
- Battled illness during trip to Savannah (Coastal Ga, SDSU, Valpo)
- Missed final stretch of season last year after season-ending knee injury on against Drexel on Jan. 27
- Ended season with eight straight double-digit games
- 2017-18 MAAC Rookie of the Year and 2018-19 First Team All-MAAC at Canisius

Career Stats and Career Highs

SEASON	TEAM	GP-GS	MIN/AVG	Field Goals		3-Point		F-Throws		Rebounds			PF-FO			A		TO		BLK		STL		Scoring	
				FG-FGA	FG%	3FG-3FGA	3FG%	FT-FTA	FT%	OFF	DEF	TOT	AVG	PF	FO	A	TO	BLK	STL	PTS	AVG				
2017-18	Canis	33-33	966/29.3	137-310	.442	45-122	.369	98-143	.685	60	104	164	5.0	87-4	86	70	14	39	417	12.6					
2018-19	Canis	32-32	1043/32.6	176-417	.422	55-205	.268	135-179	.754	57	117	174	5.4	80-1	63	82	9	41	542	16.9					
2020-21	SHU	27-1	535/19.8	48-135	.356	8-40	.200	40-57	.702	24	54	78	2.9	50-0	23	36	3	14	144	5.3					
2021-22	JMU	17-14	471/27.7	73-166	.440	15-53	.283	48-64	.750	14	75	89	5.2	36-3	44	40	7	29	209	12.3					
2022-23	JMU	8-5	168/21.0	33-61	.541	9-19	.474	26-34	.765	9	17	26	3.3	12-1	7	12	0	11	101	12.6					
TOTAL FOR JMU		25-19	639/25.6	106-227	.467	24-72	.333	74-98	.755	23	92	115	4.6	48-4	51	52	7	40	310	12.4					
TOTAL		117-85	3183/27.2	467-1089	.429	132-439	.301	347-477	.727	164	367	531	4.5	265-9	223	240	33	134	1413	12.1					

Single Game Highs


Statistic	Value
Points	28 vs Niagara 02/27/19
Rebounds	11 at Saint Peter's 02/04/18, vs East. Mennonite 12/02/21
Assists	6 at Iona 02/24/19, at Iona 01/21/18
Steals	4 4 times
Blocks	3 vs Brown 01/08/19
FG Made	11 vs Niagara 02/27/19
FG Attempts	20 vs UAlbany 11/17/18
3FG Made	4 4 times
3FG Attempts	11 at Monmouth 02/22/19
FT Made	11 vs Quinnipiac 02/01/19, vs Monmouth 01/14/18
FT Attempts	16 vs Monmouth 01/14/18

2022-23 Game-by-Game Statistics

Opponent	Date	GS	MIN	Total		3-Pointers		Free throws		Rebounds			PF	A	TO	BLK	STL	PTS	AVG	
				FG-FGA	PCT	3FG-3FGA	PCT	FT-FTA	PCT	OFF	DEF	TOT								AVG
Valley Forge	11/07/2022	*	11:58	4-4	1.000	1-1	1.000	5-5	1.000	0	0	0	0.0	0	1	0	0	3	14	14.0
Hampton	11/09/2022	*	20:43	7-10	.700	1-2	.500	5-6	.833	3	6	9	4.5	1	1	0	0	20	17.0	
at Buffalo	11/12/2022	*	27:34	4-9	.444	0-1	.000	4-4	1.000	3	1	4	4.3	1	2	7	0	1	12	15.3
at Howard	11/15/2022	*	27:35	3-6	.500	2-4	.500	0-0	.000	0	1	1	3.5	2	2	0	1	8	13.5	
at North Carolina	11/20/2022	*	31:51	7-16	.438	3-6	.500	2-3	.667	1	5	6	4.0	3	0	1	0	3	19	14.6
vs South Dakota St.	11/26/2022		14:32	4-6	.667	1-3	.333	1-2	.500	0	0	0	3.3	0	1	1	0	2	10	13.8
vs Valparaiso	11/27/2022		28:18	4-8	.500	1-1	1.000	9-14	.643	2	2	4	3.4	5	0	0	0	18	14.4	
Eastern Ky.	12/02/2022		05:28	0-2	.000	0-1	.000	0-0	.000	0	2	2	3.3	0	0	1	0	1	0	12.6
Totals		5	167:59	33-61	.541	9-19	.474	26-34	.765	9	17	26	3.3	12	7	12	0	11	101	12.6

Player Averages

Games Played	Minutes/game	Points/game	FG Pct	3FG Pct	FT Pct	Rebounds/game	Assists/game	Turnovers/game	Assist/Turnover ratio	Steals/game	Blocks/game
8	21.0	12.6	54.1	47.4	76.5	3.3	0.9	1.5	0.6	1.4	0.0



21 Hollman Smith

6-0 | 185 | Guard
Fr-Sophomore | Falls Church, Va.
Tilton School

2022-23 Player Notes

- Hit two three-pointers in opening win over Valley Forge
- Saw time in all four opening games for the Dukes

Career Stats and Career Highs

SEASON	TEAM	GP	GS	MIN	AVG	Field Goals		3-Point		F-Throws		Rebounds				Scoring						
						FG-FGA	FG%	3FG-3FGA	3FG%	FT-FTA	FT%	OFF	DEF	TOT	AVG	PF	FO	A	TO	BLK	STL	PTS
2020-21	JMU	5	0	8	1.5	1-4	.250	1-4	.250	0-0	.000	0	2	2	0.4	0-0	0	1	0	0	3	0.6
2021-22	JMU	6	0	13	2.2	2-3	.667	0-1	.000	0-0	.000	1	2	3	0.5	0-0	1	0	0	0	4	0.7
2022-23	JMU	6	0	36	5.9	3-12	.250	3-6	.500	2-2	1.000	1	3	4	0.7	1-0	2	1	0	0	11	1.8
TOTAL		17	0	56	3.3	6-19	.316	4-11	.364	2-2	1.000	2	7	9	0.5	1-0	3	2	0	0	18	1.1

Single Game Highs

Statistic	Value
Points	6 vs Valley Forge 11/07/22
Rebounds	2 vs Carlow 11/10/21, vs Valley Forge 11/07/22
Assists	1 vs East. Mennonite 12/02/21, vs Valley Forge 11/07/22, at Buffalo 11/12/22
FG Made	2 vs Valley Forge 11/07/22
FG Attempts	10 vs Valley Forge 11/07/22
3FG Made	2 vs Valley Forge 11/07/22
3FG Attempts	5 vs Valley Forge 11/07/22
FT Made	2 vs Coastal Ga. 11/25/22
FT Attempts	2 vs Coastal Ga. 11/25/22

2022-23 Game-by-Game Statistics

Opponent	Date	GS	MIN	Total		3-Pointers		Free throws		Rebounds				PF		A		TO		BLK		STL		PTS		AVG	
				FG-FGA	PCT	3FG-3FGA	PCT	FT-FTA	PCT	OFF	DEF	TOT	AVG	PF	A	TO	BLK	STL	PTS	AVG							
Valley Forge	11/07/2022		17:02	2-10	.200	2-5	.400	0-0	.000	1	1	2	2.0	1	1	1	0	0	0	0	0	0	6	6.0			
Hampton	11/09/2022		05:56	0-1	.000	0-0	.000	0-0	.000	0	1	1	1.5	0	0	0	0	0	0	0	0	0	0	0	3.0		
at Buffalo	11/12/2022		03:57	1-1	1.000	1-1	1.000	0-0	.000	0	1	1	1.3	0	1	0	0	0	0	0	0	0	3	3.0			
at Howard	11/15/2022		02:07	0-0	.000	0-0	.000	0-0	.000	0	0	0	1.0	0	0	0	0	0	0	0	0	0	0	2.3			
vs Coastal Ga.	11/25/2022		05:40	0-0	.000	0-0	.000	2-2	1.000	0	0	0	0.8	0	0	0	0	0	0	0	0	0	2	2.2			
vs South Dakota St.	11/26/2022		00:53	0-0	.000	0-0	.000	0-0	.000	0	0	0	0.7	0	0	0	0	0	0	0	0	0	0	1.8			
Totals			0	35:36	3-12	.250	3-6	.500	2-2	1.000	1	3	4	0.7	1	2	1	0	0	0	0	0	11	1.8			

Player Averages

Games Played	Minutes/game	Points/game	FG Pct	3FG Pct	FT Pct	Rebounds/game	Assists/game	Turnovers/game	Assist/Turnover ratio	Steals/game	Blocks/game
6	5.9	1.8	25.0	50.0	100.0	0.7	0.3	0.2	2.0	0.0	0.0



22 Julien Wooden

6-8 | 225 | Forward
 r-Junior | Roanoke, Va.
 Northside HS

2022-23 Player Notes

- Fourth season at JMU, longest tenure of any player on the roster
- Racked up three steals in opening win over Valley Forge
- Tallied 11 points and four rebounds at #1 UNC
- Perfect 7-7 from the field en route to 16 points in win over Eastern Kentucky on Dec. 2

Career Stats and Career Highs

SEASON	TEAM	GP-GS	MIN/AVG	Field Goals		3-Point		F-Throws		Rebounds				Scoring						
				FG-FGA	FG%	3FG-3FGA	3FG%	FT-FTA	FT%	OFF	DEF	TOT	AVG	PF-FO	A	TO	BLK	STL	PTS	AVG
2019-20	JMU	30-10	580/19.3	57-126	.452	11-37	.297	24-43	.558	20	55	75	2.5	56-1	20	29	13	15	149	5.0
2020-21	JMU	20-18	432/21.6	55-130	.423	17-50	.340	32-50	.640	32	51	83	4.2	42-1	29	30	4	11	159	8.0
2021-22	JMU	28-23	663/23.7	67-158	.424	23-67	.343	47-60	.783	23	61	84	3.0	58-2	36	39	3	18	204	7.3
2022-23	JMU	9-1	156/17.3	32-55	.582	7-12	.583	14-22	.636	7	19	26	2.9	21-0	9	12	1	9	85	9.4
TOTAL		87-52	1831/21.0	211-469	.450	58-166	.349	117-175	.669	82	186	268	3.1	177-4	94	110	21	53	597	6.9

Single Game Highs

Statistic	Value
Points	17 at George Mason 11/16/19, vs Elon 02/10/22
Rebounds	9 at Elon 02/09/21
Assists	5 vs Carlow 11/10/21, at Hofstra 02/05/22
Steals	3 at Delaware 02/08/20, vs Valley Forge 11/07/22, vs Coastal Ga. 11/25/22
Blocks	2 vs Shenandoah 11/13/19, at Radford 12/04/19, vs Delaware 01/09/20
FG Made	7 vs Shenandoah 11/13/19, vs Carlow 11/10/21, vs Eastern Ky. 12/02/22
FG Attempts	13 vs Coastal Ga. 11/25/22
3FG Made	4 vs Elon 02/10/22
3FG Attempts	7 vs Morgan St. 01/03/21
FT Made	7 vs Kent St. 11/22/21
FT Attempts	8 vs Kent St. 11/22/21

2022-23 Game-by-Game Statistics

Opponent	Date	GS	MIN	Total		3-Pointers		Free throws		Rebounds				PF			PTS	AVG		
				FG-FGA	PCT	3FG-3FGA	PCT	FT-FTA	PCT	OFF	DEF	TOT	AVG	A	TO	BLK			STL	
Valley Forge	11/07/2022		12:57	3-3	1.000	2-2	1.000	0-0	.000	0	1	1	1.0	2	1	1	0	3	8	8.0
Hampton	11/09/2022		11:06	3-6	.500	0-1	.000	1-2	.500	0	0	0	0.5	4	0	1	0	0	7	7.5
at Buffalo	11/12/2022	*	16:39	1-2	.500	1-1	1.000	1-2	.500	0	2	2	1.0	1	0	2	0	0	4	6.3
at Howard	11/15/2022		16:44	2-3	.667	0-1	.000	3-4	.750	1	2	3	1.5	1	1	0	0	1	7	6.5
at North Carolina	11/20/2022		19:03	4-7	.571	1-1	1.000	2-5	.400	1	3	4	2.0	4	0	1	0	0	11	7.4
vs Coastal Ga.	11/25/2022		22:59	6-13	.462	1-1	1.000	2-2	1.000	2	4	6	2.7	2	4	2	1	3	15	8.7
vs South Dakota St.	11/26/2022		20:22	3-6	.500	1-2	.500	1-1	1.000	0	2	2	2.6	3	2	3	0	1	8	8.6
vs Valparaiso	11/27/2022		22:09	3-8	.375	1-3	.333	2-3	.667	2	2	4	2.8	1	1	2	0	1	9	8.6
Eastern Ky.	12/02/2022		14:03	7-7	1.000	0-0	.000	2-3	.667	1	3	4	2.9	3	0	0	0	0	16	9.4
Totals		1	156:01	32-55	.582	7-12	.583	14-22	.636	7	19	26	2.9	21	9	12	1	9	85	9.4

Player Averages

Games Played	Minutes/game	Points/game	FG Pct	3FG Pct	FT Pct	Rebounds/game	Assists/game	Turnovers/game	Assist/Turnover ratio	Steals/game	Blocks/game
9	17.3	9.4	58.2	58.3	63.6	2.9	1.0	1.3	0.8	1.0	0.1



25 Alonzo Sule

6-7 | 225 | Forward
Grad Student | Houston, Texas
Cinco Ranch HS | Texas State

2022-23 Player Notes

- Playing final year of eligibility
- Opened season with 10 points in 11 minutes against Valley Forge
- Tallied 14 points in win at Buffalo with 10-10 FT performance
- Went 6-7 from the field for 13 points in win over Coastal Georgia

Career Stats and Career Highs

SEASON	TEAM	GP-GS	MIN	Field Goals		3-Point		F-Throws		Rebounds			PF-FO			TO			BLK			STL		PTS		PTS AVG
				FGA	FG%	3FGA	3FG%	FTA	FT%	OFF	DEF	TOT	AVG	PF	FO	A	TO	BLK	STL	PTS	AVG					
2018-19	TXST	33-0	482/14.6	82-134	.612	0-1	.000	46-67	.687	67	75	142	4.3	68-0	10	34	10	4	210	6.4						
2019-20	TXST	30-0	508/16.9	97-173	.561	0-0	.000	49-68	.721	43	92	135	4.5	82-2	13	32	12	9	243	8.1						
2020-21	TXST	25-25	524/21.0	78-162	.481	0-2	.000	38-51	.745	29	52	81	3.2	62-1	24	39	13	11	194	7.8						
2021-22	JMU	26-2	444/17.1	81-138	.587	7-17	.412	25-41	.610	48	75	123	4.7	41-0	9	30	14	12	194	7.5						
2022-23	JMU	9-3	142/15.7	27-48	.563	2-5	.400	18-21	.857	17	16	33	3.7	11-0	6	8	9	7	74	8.2						
TOTAL FOR JMU		35-5	586/16.7	108-186	.581	9-22	.409	43-62	.694	65	91	156	4.5	52-0	15	38	23	19	268	7.7						
TOTAL		123-30	2099/17.1	365-655	.557	9-25	.360	176-248	.710	204	310	514	4.2	264-3	62	143	58	43	915	7.4						

Single Game Highs

Statistic	Value
Points	26 vs Little Rock 02/13/20
Rebounds	14 vs Hartford 11/30/19
Assists	3 vs Northern Ariz. 12/21/20, at Louisiana 01/01/21, at ULM 01/23/21
Steals	2 5 times
Blocks	4 vs Hampton 11/09/22
FG Made	12 vs Little Rock 02/13/20
FG Attempts	16 vs Little Rock 02/13/20
3FG Made	2 vs George Mason 11/19/21, at Drexel 02/07/22
3FG Attempts	3 vs George Mason 11/19/21, vs Drexel 01/27/22, at North Carolina 11/20/22
FT Made	10 at Buffalo 11/12/22
FT Attempts	10 at Buffalo 11/12/22

2022-23 Game-by-Game Statistics

Opponent	Date	GS	MIN	Total		3-Pointers		Free throws		Rebounds			PF			TO			BLK	STL	PTS	AVG
				FGA	PCT	3FGA	PCT	FTA	PCT	OFF	DEF	TOT	AVG	PF	A	TO	BLK	STL				
Valley Forge	11/07/2022		10:39	5-10	.500	0-0	.000	0-0	.000	2	1	3	3.0	0	1	0	0	1	10	10.0		
Hampton	11/09/2022		19:20	3-5	.600	1-1	1.000	1-2	.500	1	0	1	2.0	2	0	0	4	1	8	9.0		
at Buffalo	11/12/2022		18:00	2-3	.667	0-0	.000	10-10	1.000	3	4	7	3.7	2	0	3	1	2	14	10.7		
at Howard	11/15/2022		13:39	0-2	.000	0-0	.000	0-0	.000	2	1	3	3.5	1	0	1	0	0	0	8.0		
at North Carolina	11/20/2022		17:06	3-7	.429	1-3	.333	0-0	.000	0	2	2	3.2	1	0	0	1	0	7	7.8		
vs Coastal Ga.	11/25/2022	*	17:17	6-7	.857	0-0	.000	1-2	.500	3	1	4	3.3	0	1	1	1	1	13	8.7		
vs South Dakota St.	11/26/2022	*	17:38	5-9	.556	0-0	.000	1-2	.500	3	4	7	3.9	3	2	1	1	1	11	9.0		
vs Valparaiso	11/27/2022	*	14:42	1-3	.333	0-1	.000	2-2	1.000	2	0	2	3.6	2	0	2	0	1	4	8.4		
Eastern Ky.	12/02/2022		13:19	2-2	1.000	0-0	.000	3-3	1.000	1	3	4	3.7	0	2	0	1	0	7	8.2		
Totals		3	141:41	27-48	.563	2-5	.400	18-21	.857	17	16	33	3.7	11	6	8	9	7	74	8.2		

Player Averages

Games Played	Minutes/game	Points/game	FG Pct	3FG Pct	FT Pct	Rebounds/game	Assists/game	Turnovers/game	Assist/Turnover ratio	Steals/game	Blocks/game
9	15.7	8.2	56.3	40.0	85.7	3.7	0.7	0.9	0.8	0.8	1.0



33 Jerrell Roberson

6-9 | 225 | Forward
Freshman | Upper Marlboro, Md.
DeMatha Catholic

2022-23 Player Notes

- Long, athletic forward from historic power DeMatha Catholic
- Opened career with double-double (10p/11r) against Valley Forge
- Ranked among top 10 players in DMV
- Led DeMatha to 2020 WCAC title and undefeated season in 2021

Career Stats and Career Highs

SEASON	TEAM	GP-GS	MIN	AVG	Field Goals		3-Point		F-Throws		Rebounds				Scoring						
					FG-FGA	FG%	3FG-3FGA	3FG%	FT-FTA	FT%	OFF	DEF	TOT	AVG	PF	FO	A	TO	BLK	STL	PTS
2022-23	JMU	6-0	42	6.9	8-16	.500	1-2	.500	2-5	.400	5	12	17	2.8	5-0	0	2	4	0	19	3.2
TOTAL		6-0	42	6.9	8-16	.500	1-2	.500	2-5	.400	5	12	17	2.8	5-0	0	2	4	0	19	3.2

Single Game Highs

Statistic	Value
Points	10 vs Valley Forge 11/07/22
Rebounds	11 vs Valley Forge 11/07/22
Blocks	3 vs Valley Forge 11/07/22
FG Made	4 vs Valley Forge 11/07/22
FG Attempts	7 vs Valley Forge 11/07/22
3FG Made	1 vs Valley Forge 11/07/22
3FG Attempts	1 vs Valley Forge 11/07/22, vs Coastal Ga. 11/25/22
FT Made	1 vs Valley Forge 11/07/22, at Howard 11/15/22
FT Attempts	3 vs Valley Forge 11/07/22

2022-23 Game-by-Game Statistics

Opponent	Date	GS	MIN	Total		3-Pointers		Free throws		Rebounds				PF	A	TO	BLK	STL	PTS	AVG
				FG-FGA	PCT	3FG-3FGA	PCT	FT-FTA	PCT	OFF	DEF	TOT	AVG							
Valley Forge	11/07/2022		19:27	4-7	.571	1-1	1.000	1-3	.333	3	8	11	11.0	2	0	1	3	0	10	10.0
Hampton	11/09/2022		07:36	1-3	.333	0-0	.000	0-0	.000	2	0	2	6.5	1	0	0	0	0	2	6.0
at Buffalo	11/12/2022		04:05	1-1	1.000	0-0	.000	0-0	.000	0	1	1	4.7	2	0	1	0	0	2	4.7
at Howard	11/15/2022		03:13	0-2	.000	0-0	.000	1-2	.500	0	2	2	4.0	0	0	0	0	0	1	3.8
vs Coastal Ga.	11/25/2022		06:19	2-3	.667	0-1	.000	0-0	.000	0	1	1	3.4	0	0	0	1	0	4	3.8
vs South Dakota St.	11/26/2022		00:53	0-0	.000	0-0	.000	0-0	.000	0	0	0	2.8	0	0	0	0	0	0	3.2
Totals		0	41:33	8-16	.500	1-2	.500	2-5	.400	5	12	17	2.8	5	0	2	4	0	19	3.2

Player Averages

Games Played	Minutes/game	Points/game	FG Pct	3FG Pct	FT Pct	Rebounds/game	Assists/game	Turnovers/game	Assist/Turnover ratio	Steals/game	Blocks/game
6	6.9	3.2	50.0	50.0	40.0	2.8	0.0	0.3	0.0	0.0	0.7



35 Shane Feden

6-6 | 175 | Forward
Sophomore | Woodbridge, Va.
Woodbridge HS

2022-23 Player Notes

- Racked up 12 points and five rebounds in second half against Valley Forge to open the season
- Has appeared in eight games across last two seasons for JMU

Career Stats and Career Highs

SEASON	TEAM	GP-GS	MIN	Field Goals		3-Point		F-Throws		Rebounds				Scoring						
				FGA	FG%	3FG	3FG%	FT-FTA	FT%	OFF	DEF	TOT	AVG	PF	FO	A	TO	BLK	STL	PTS
2021-22	JMU	5-0	12/2.4	3-4	.750	1-1	1.000	0-0	.000	0	2	2	0.4	1-0	1	0	0	0	7	1.4
2022-23	JMU	4-0	23/5.8	8-12	.667	0-2	.000	0-0	.000	2	4	6	1.5	1-0	0	1	0	2	16	4.0
TOTAL		9-0	35/3.9	11-16	.688	1-3	.333	0-0	.000	2	6	8	0.9	2-0	1	1	0	2	23	2.6

Single Game Highs

Statistic	Value	
Points	12	vs Valley Forge 11/07/22
Rebounds	5	vs Valley Forge 11/07/22
Assists	1	vs Carlow 11/10/21
Steals	1	vs Valley Forge 11/07/22, vs Hampton 11/09/22
FG Made	6	vs Valley Forge 11/07/22
FG Attempts	8	vs Valley Forge 11/07/22
3FG Made	1	vs Carlow 11/10/21
3FG Attempts	2	vs Valley Forge 11/07/22

2022-23 Game-by-Game Statistics

Opponent	Date	GS	MIN	Total		3-Pointers		Free throws		Rebounds				PF		A	TO	BLK	STL	PTS	AVG
				FG-FGA	PCT	3FG-3FGA	PCT	FT-FTA	PCT	OFF	DEF	TOT	AVG	PF	FO						
Valley Forge	11/07/2022		17:02	6-8	.750	0-2	.000	0-0	.000	2	3	5	5.0	1	0	0	0	1	12	12.0	
Hampton	11/09/2022		03:53	1-2	.500	0-0	.000	0-0	.000	0	1	1	3.0	0	0	1	0	1	2	7.0	
at Buffalo	11/12/2022		00:11	0-1	.000	0-0	.000	0-0	.000	0	0	0	2.0	0	0	0	0	0	0	4.7	
at Howard	11/15/2022		02:07	1-1	1.000	0-0	.000	0-0	.000	0	0	0	1.5	0	0	0	0	0	2	4.0	
Totals		0	23:13	8-12	.667	0-2	.000	0-0	.000	2	4	6	1.5	1	0	1	0	2	16	4.0	

Player Averages

Games Played	Minutes/game	Points/game	FG Pct	3FG Pct	FT Pct	Rebounds/game	Assists/game	Turnovers/game	Assist/Turnover ratio	Steals/game	Blocks/game
4	5.8	4.0	66.7	0.0	0.0	1.5	0.0	0.3	0.0	0.5	0.0



Official Basketball Box Score - Final
Valley Forge at James Madison
11/07/22 Atlantic Union Bank Center, Harrisonburg
2022-23 Men's Basketball

Game Time: 4:00 PM
Game Duration: 1:53
Attendance: 3,148

Officials: Sidney Cohen, Tony Dawkins, Dan Powers

Valley Forge - 38

Record: 0-0

Box score table for Valley Forge vs James Madison, listing player stats for FG, 3P, FT, Rebounds, Fouls, TP, AS, TO, ST, Blocks, and +/-.

Technical Fouls: NONE

Shooting By Period table showing FG%, 3PT%, FT%, and GM FG% for each quarter.

Dead Ball Rebounds: 2, 0

James Madison - 123

Record: 1-0

Box score table for James Madison vs Valley Forge, listing player stats for FG, 3P, FT, Rebounds, Fouls, TP, AS, TO, ST, Blocks, and +/-.

Technical Fouls: Offense 1, 3, 4, 8

Shooting By Period table showing FG%, 3PT%, FT%, and GM FG% for each quarter.

Dead Ball Rebounds: 1, 0

Summary statistics table including Biggest lead, Best Scoring Run, Lead Changes, Times Tied, and Time with Lead.

Points from Turnovers, Paint, Second Chance, Fast Breaks, and Bench.

Period by Period Scoring table showing 1st, 2nd, and TOT scores.



1



Official Basketball Box Score - Final
Hampton at James Madison
11/09/22 Atlantic Union Bank Center, Harrisonburg
2022-23 Men's Basketball

Game Time: 7:00 PM
Game Duration: 1:57
Attendance: 3,768

Officials: K.B. Burdett, Jr., Todd Austin, Anthony Eades

Hampton - 58

Record: 0-1

Box score table for Hampton vs James Madison, listing player stats for FG, 3P, FT, Rebounds, Fouls, TP, AS, TO, ST, Blocks, and +/-.

Technical Fouls: NONE

Shooting By Period table showing FG%, 3PT%, FT%, and GM FG% for each quarter.

Dead Ball Rebounds: 6, 0

James Madison - 106

Record: 2-0

Box score table for James Madison vs Hampton, listing player stats for FG, 3P, FT, Rebounds, Fouls, TP, AS, TO, ST, Blocks, and +/-.

Technical Fouls: NONE

Shooting By Period table showing FG%, 3PT%, FT%, and GM FG% for each quarter.

Dead Ball Rebounds: 2, 0

Summary statistics table including Biggest lead, Best Scoring Run, Lead Changes, Times Tied, and Time with Lead.

Points from Turnovers, Paint, Second Chance, Fast Breaks, and Bench.

Period by Period Scoring table showing 1st, 2nd, and TOT scores.



2



Official Basketball Box Score - Final
James Madison at Buffalo
11/12/22 Alumni Arena, Buffalo
2022-23 Men's Basketball

Game Time: 1:00 PM
Game Duration: 2:12
Attendance: 1,949

Officials: Tim Stewart, Brandon Cruz, Austin Jones

James Madison - 97

Record: 3-0

Box score table for James Madison vs Buffalo, listing player stats for FG, 3P, FT, Rebounds, Fouls, TP, AS, TO, ST, Blocks, and +/-.

Technical Fouls: Wooden 2, 16, 25

Shooting By Period table showing FG%, 3PT%, FT%, and GM FG% for each quarter.

Dead Ball Rebounds: 8, 1

Buffalo - 62

Record: 1-1

Box score table for Buffalo vs James Madison, listing player stats for FG, 3P, FT, Rebounds, Fouls, TP, AS, TO, ST, Blocks, and +/-.

Technical Fouls: Hardnett 2, 15, 58

Shooting By Period table showing FG%, 3PT%, FT%, and GM FG% for each quarter.

Dead Ball Rebounds: 3, 0

Summary statistics table including Biggest lead, Best Scoring Run, Lead Changes, Times Tied, and Time with Lead.

Points from Turnovers, Paint, Second Chance, Fast Breaks, and Bench.

Period by Period Scoring table showing 1st, 2nd, and TOT scores.



3



Official Basketball Box Score - Final
James Madison at Howard
11/15/22 Burr Gymnasium, Washington
Howard vs. James Madison

Game Time: 4:00 PM
Game Duration: 1:47
Attendance: 889

Officials: Quetz Crawford, Lionel Bruce, Bruce Rothwell

James Madison - 95

Record: 4-0

Box score table for James Madison vs Howard, listing player stats for FG, 3P, FT, Rebounds, Fouls, TP, AS, TO, ST, Blocks, and +/-.

Technical Fouls: Morse 1, 17, 26

Shooting By Period table showing FG%, 3PT%, FT%, and GM FG% for each quarter.

Dead Ball Rebounds: 2, 1

Howard - 69

Record: 2-3

Box score table for Howard vs James Madison, listing player stats for FG, 3P, FT, Rebounds, Fouls, TP, AS, TO, ST, Blocks, and +/-.

Technical Fouls: NONE

Shooting By Period table showing FG%, 3PT%, FT%, and GM FG% for each quarter.

Dead Ball Rebounds: 0, 1

Summary statistics table including Biggest lead, Best Scoring Run, Lead Changes, Times Tied, and Time with Lead.

Points from Turnovers, Paint, Second Chance, Fast Breaks, and Bench.

Period by Period Scoring table showing 1st, 2nd, and TOT scores.



4



Official Basketball Box Score - Final
Eastern Ky. at James Madison
 12/02/22 Atlantic Union Bank Center, Harrisonburg
 2022-23 Men's Basketball

Game Time: 7:00 PM
 Game Duration: 1:55
 Attendance: 4,393

Officials: Olandis Poole, Robert Felder, Tim Fitzgerald

Eastern Ky. - 80

Record: 4-4

NO.	Name	Min	FG			3P			FT			Rebounds		Fouls		TP	AS	TO	ST	Blocks		+/-	
			M-A	M-A	M-A	OR	DR	TOT	PF	FD	BS	BA											
10	Devontae Blanton	F 30:40	7-16	3-4	0-0	4	1	5	2	1	17	2	4	3	1	0	-3						
24	Michael Moreno	F 23:54	2-7	2-7	3-4	0	4	4	3	2	9	1	2	0	1	0	-7						
50	Isaiah Cozart	F 20:12	5-6	0-0	1-4	2	3	5	2	2	11	0	1	0	0	0	-15						
1	Tayshawn Comer	G 30:41	4-10	2-6	1-3	2	2	4	3	4	11	4	4	1	0	1	-14						
2	Leland Walker	G 28:33	1-11	0-5	2-2	0	1	1	1	3	4	3	1	1	0	0	-16						
5	Cooper Robb	25:25	3-7	1-4	2-3	2	1	3	1	1	9	1	0	4	1	0	-14						
12	Michael Wardy	19:48	4-6	0-0	1-2	4	2	6	4	2	9	0	0	0	0	1	-2						
14	John Ukomadu	14:22	4-6	2-3	0-0	1	3	4	0	2	10	0	2	0	0	0	-11						
11	Jackson Holt	05:23	0-0	0-0	0-0	0	0	0	1	0	1	0	0	0	0	0	-1						
3	DaShawn Jackson	01:02	0-0	0-0	0-0	0	0	0	0	0	0	0	0	0	0	0	-2						
Team																							
Totals			30-69	10-29	10-18	16	19	35	17	17	80	12	14	9	3	2	-17						

Shooting By Period

1 st FG%	14-33	42.4%
3PT%	5-12	41.7%
FT%	1-3	33.3%
2 nd FG%	16-36	44.4%
3PT%	5-17	29.4%
FT%	9-15	60%
GM FG%	30-69	43.5%
3PT%	10-29	34.5%
FT%	10-18	55.6%

Dead Ball Rebounds: 5, 0

Technical Fouls: Walker 2nd 18:37

James Madison - 97

Record: 7-2

NO.	Name	Min	FG			3P			FT			Rebounds		Fouls		TP	AS	TO	ST	Blocks		+/-	
			M-A	M-A	M-A	OR	DR	TOT	PF	FD	BS	BA											
11	Justin Amadi	F 22:04	6-7	0-0	3-4	3	2	5	0	2	15	1	2	3	0	1	7						
13	Mezie Offurum	F 30:34	6-9	1-2	0-2	2	5	7	4	1	13	1	4	1	0	0	21						
1	Noah Freidel	G 31:23	5-12	3-8	4-4	1	4	5	1	2	17	0	2	1	0	1	19						
4	Vado Morse	G 32:51	3-11	0-7	3-4	0	2	2	2	5	9	3	2	1	0	0	5						
5	Terrence Edwards	G 28:21	6-7	4-4	1-1	0	1	1	1	1	17	4	3	1	0	0	5						
0	Xavier Brown	11:18	1-2	1-1	0-0	0	0	0	3	0	3	3	0	1	1	1	12						
15	Takai Molson	05:28	0-2	0-1	0-0	0	2	2	0	0	0	0	0	1	1	0	0						
25	Alonzo Sule	13:19	2-2	0-0	3-3	1	3	4	0	2	7	2	0	0	1	0	0						
2	Tyree Ihenacho	10:39	0-0	0-0	0-0	0	2	2	3	0	0	2	1	0	0	0	10						
22	Julien Wooden	14:03	7-7	0-0	2-3	1	3	4	3	3	16	0	0	0	0	0	6						
Team																							
Totals			36-59	9-23	16-21	8	26	34	17	16	97	16	15	9	2	3	17						

Shooting By Period

1 st FG%	17-29	58.6%
3PT%	4-11	36.4%
FT%	10-13	76.9%
2 nd FG%	19-30	63.3%
3PT%	5-12	41.7%
FT%	6-8	75%
GM FG%	36-59	61.0%
3PT%	9-23	39.1%
FT%	16-21	76.2%

Dead Ball Rebounds: 1, 0

Technical Fouls: NONE

Biggest lead		EKU	JMU	Points from		EKU	JMU	Period by Period Scoring		
0 (1 st 20:00)		23	(2 nd 6:20)	Turnovers	17	17				
Best Scoring Run		8 (2 nd 18:38)		Paint	38	52				
Lead Changes		0		Second Chance	13	12				
Times Tied		0		Fast Breaks	7	22				
Time with Lead		00:00	39:46	Bench	28	26	JMU	48	49	97



9

Recap

10

Recap

11


Recap

12

2022-23 SPOTTING CHART



0 **Xavier Brown**
Fr. | Guard
6-2 | 170
Williamsburg, Va.



1 **Noah Freidel**
r-Jr. | Guard
6-4 | 210
Tea, S.D.



2 **Tyree Ihenacho**
r-So. | Guard
6-4 | 195
Prior Lake, Minn.



4 **Vado Morse**
r-Sr. | Guard
6-0 | 170
Buford, Ga.



5 **Terrence Edwards**
r-So. | G/F
6-6 | 190
Atlanta, Ga.



10 **Terrell Strickland**
r-So. | Guard
6-0 | 175
Tampa, Fla.



11 **Justin Amadi**
r-So. | Forward
6-7 | 225
Greenville, S.C.



12 **Brycen Blaine**
Fr. | Guard
6-5 | 195
Richmond, Va.



13 **Mezie Offurum**
Gr. | Forward
6-8 | 230
Germantown, Md.



15 **Takal Molson**
Gr. | Guard
6-4 | 210
Buffalo, N.Y.



15 **Hollman Smith**
r-So. | Guard
6-0 | 185
Falls Church, Va.




22 **Julien Wooden**
r-Jr. | Forward
6-8 | 225
Roanoke, Va.



25 **Alonzo Sule**
Gr. | Forward
6-7 | 225
Houston, Texas



33 **Jerrell Roberson**
Fr. | Forward
6-9 | 225
Upper Marlboro, Md.



35 **Shane Feden**
So. | Forward
6-6 | 175
Woodbridge, Va.



Mark Byington
Head Coach
Third Season



Xavier Joyner
Assistant Coach
Third Season



Jon Cremins
Assistant Coach
Third Season



Matt Bucklin
Assistant Coach
First Season



Matt Sholtis
Dir. of Basketball Ops
Second Season



Calvin Baker
Dir., Player Dev. & Rec.
Third Season