



VIRGINIATM

VIRGINIA ATHLETICS MEDIA RELATIONS
 295 Massie Road, Room 154
 Charlottesville, VA 22904
Men's Basketball Contact: Erich Bacher
O: (434) 982-5530 **C:** (720) 318-5538
E-mail: bacher@virginia.edu
Web: VirginiaSports.com
Twitter: @UVAmenHoops, @ErichJBacher

24 NCAA TOURNAMENT APPEARANCES · 2019 NCAA CHAMPIONS · 3 NCAA FINAL FOURS · 11 ALL-AMERICANS · 27 ALL-ACC FIRST TEAM SELECTIONS

GAME INFORMATION

Date/Time: Saturday, Dec. 31, 2022 / Noon ET
Site: Atlanta, Ga./McCamish Pavilion (8,600)
TV: ACC Network; **Online:** WatchESPN.com
 Wes Durham & Dan Bonner
Radio: VSRN; **Online:** VirginiaSports.com
 John Freeman & Jimmy Miller
Satellite Radio: SiriusXM (134 or 194), SXM App (956)
Live Stats: VirginiaSports.com
Twitter: @UVAmenHoops
Virginia vs. Georgia Tech: 46-40
Charlottesville: 26-11 (9-1 John Paul Jones Arena)
Atlanta: 15-24 (3-2 McCamish Pavilion)
Neutral: 5-5
First: Dec. 20, 1947 (L, 50-48 in Atlanta)
Last: Feb. 12, 2022 (W, 63-53 in Charlottesville)
Winning Streak: Virginia, 9 games

2022-23 SCHEDULE/RESULTS - 9-2, 1-1 ACC

Date	Opponent	TV	Time/Result
Nov. 7	[18] NCCU	RSN	W, 73-61
Nov. 11	[18] Monmouth	RSN	W, 89-42
Nov. 14	[18] Northern Iowa	ACCN	Canceled
Nov. 18	[16] vs. Baylor (5) #	ESPN2	W, 86-79
Nov. 20	[16] vs. Illinois (19) #	ESPN	W, 70-61
Nov. 25	[5] UMES	ACCN	W, 72-45
Nov. 29	[3] at Michigan (RV) %	ESPN	W, 70-68
Dec. 3	[3] Florida State *	ESPN2	W, 62-57
Dec. 6	[3] JMU	ACCN	W, 55-50
Dec. 17	[2] Houston (5)	ESPN2	L, 69-61
Dec. 20	[6] at Miami (22) *	ACCN	L, 66-64
Dec. 28	[13] UAlbany	ACCN	W, 66-46
Dec. 31	[13] at Georgia Tech *	ACCN	Noon
Jan. 3	at Pittsburgh *	ACCN	9 p.m.
Jan. 7	Syracuse *	ACCN	5 p.m.
Jan. 10	North Carolina *	ESPN/2	9 p.m.
Jan. 14	at Florida State *	ESPN/2	4 p.m.
Jan. 18	Virginia Tech *	ESPN/2/U	7 p.m.
Jan. 21	at Wake Forest *	ESPN2/U	2 p.m.
Jan. 28	Boston College *	RSN	Noon
Jan. 30	at Syracuse *	ESPN	7 p.m.
Feb. 4	at Virginia Tech *	ESPN/2/U	Noon
Feb. 7	NC State *	ACCN	9 p.m.
Feb. 11	Duke *	ESPN/2	4 p.m.
Feb. 15	at Louisville *	ESPN/2/U	7 p.m.
Feb. 18	Notre Dame *	ESPN/2/U	Noon
Feb. 22	at Boston College *	RSN	7 p.m.
Feb. 25	at North Carolina *	ESPN	6/8 p.m.
Feb. 28	Clemson *	ACCN	7 p.m.
Mar. 4	Louisville *	ESPN/2	12/2/4 p.m.
Mar. 7-11 ACC Tournament, Greensboro, N.C.			

Home games in Bold

All times Eastern
 # - Continental Tire Main Event, Las Vegas, Nev.
 % - ACC/B1G Challenge
 * - ACC Game

PRONUNCIATION GUIDE

Kihei Clark Key-HEY
 Francisco Caffaro CAF-uh-row
 Armaan Franklin Ar-MAHN
 Isaac Traudt Trout



[13/12] VIRGINIA CAVALIERS (9-2, 1-1 ACC)

Head Coach: Tony Bennett (Green Bay, 1992)
 UVA: 325-119 (14th season), Career: 394-152 (17th season)

AT

GEORGIA TECH (7-5, 0-2 ACC)

Head Coach: Josh Pastner (Arizona, 1997)
 Georgia Tech: 101-101 (7th season), Career: 268-174 (14th season)

FOR OPENERS

- Virginia (9-2, 1-1 ACC) has a nine-game winning streak vs. Georgia Tech.
- UVA is 3-1 away from home, including a 1-1 true road record.
- UVA ranks fifth nationally in turnovers per game (9.6), eighth in assist/turnover ratio (1.59), 11th in scoring defense (58.5 ppg), 18th in free throws made per game (17.1) and 19th in free throw attempts per game (24.1).
- Jayden Gardner needs six rebounds to become the only active player in Division I with 2,000 points and 1,000 rebounds.

LAST TIME OUT

- No. 13 Virginia closed non-conference play with a 66-46 win over UAlbany (5-10) on Dec. 28 at John Paul Jones Arena.
- The Cavaliers (9-2) were led by Armaan Franklin (20 points, 7-13 FG) Jayden Gardner (16 points, 7-11 FG, 7 rebounds) and Kihei Clark (8 points, 10 assists).
- With help of 34 points in the paint, UVA shot 48 percent from the field and held the Great Danes to just 31 percent shooting.
- The Cavaliers grasped their largest lead of the game [60-32] with 4:30 to play and shot over 50 percent in the second half.

ALL-TIME VS. GEORGIA TECH

- Virginia is 46-40 all-time vs. Georgia Tech, including a 15-24 mark in Atlanta, in the series that dates to 1947-48.
- The Cavaliers have a nine-game winning streak in the series, including a three-game winning streak at McCamish Pavilion.
- Georgia Tech's last win vs. the Cavaliers in the series was a 68-64 decision in Atlanta on Jan. 9, 2016.
- Virginia is 17-2 in its last 19 games against Georgia Tech, including a 16-2 mark under head coach Tony Bennett.

LAST TIME VS. THE YELLOW JACKETS

- Jayden Gardner scored 26 points and Kihei Clark added 15 to lead Virginia to a 63-53 home win over Georgia Tech on Feb. 12, 2022.
- Gardner was 10 of 19 from the field and 6 of 6 from the charity stripe for his fifth 20-point game at UVA.
- Clark scored seven of his 15 points in the final 2:32 of UVA's fourth straight win.
- UVA went 21 of 23 from the free throw line and outrebounded Georgia Tech 32-24.
- Michael Devoe led Georgia Tech with 17 points.

VIRGINIA RANKED NO. 13 IN LATEST AP POLL

- UVA is ranked No. 13 in the latest AP national poll and has been ranked in the top-20 in all eight polls.
- UVA's No. 2 ranking was UVA's highest since spending the last four weeks at No. 2 in 2018-19.
- UVA returned to the top-5 for the first time on Nov. 21 since a No. 4-preseason ranking in 2020-21.
- Prior to this season, the Cavaliers' last top-5 ranking during the regular season was on Dec. 2, 2019.
- The Cavaliers were ranked No. 18 in the AP Preseason poll.
- UVA was ranked in the preseason AP top-25 for the fifth straight year and ninth in the last 10 seasons.

HOW ARE THESE CAVALIERS?

- UVA returns all five starters from last season's team, which finished 21-14, 12-8 in the ACC (sixth) and advanced to the NIT quarterfinals.
- We play defense, take quality shots, pass the basketball, limit turnovers and transition points, rebound and play more defense.
- The Cavaliers return 91.4 percent of its scoring from last season, most among all NCAA Division I teams (Portland 91.1%, Dayton 89.4% and Penn 88.5%).
- Returning starters Kihei Clark (11.2 ppg, 5.6 apg), Reece Beekman (9.4 ppg, 3.5 rpg, 5.1 spg, 1.3 spg), Jayden Gardner (11.8 ppg, 6 rpg), Kadin Shedrick (9 ppg, 4.4 rpg, 1.7 bpg) and Armaan Franklin (10.7 ppg, 40.8% 3FG) started the first 10 games for the Cavaliers. Clark, Gardner, Franklin, Ben Vander Plas (7.6 ppg, 3.7 rpg) and Isaac McKneely (4.9 ppg, 31.7% 3FG) started vs. UAlbany. Beekman missed his first career game vs. UAlbany due to injury.
- Ryan Dunn (2.6 ppg, 2.4 rpg), Francisco Caffaro (2.8 ppg, 2.0 rpg) and Taine Murray (2.0 ppg) provide depth off the bench.
- Isaac Traudt and Leon Bond III are redshirting this season.

HOT AND COLD

- UVA is averaging 69.8 points per game, most since averaging 71.4 points in 2018-19.
- UVA scored 70 or more points in its first six games for the first time since 2003-04 (eight games).
- UVA has scored 66 or fewer points in the past five games.
- UVA is shooting 26.2 percent (27 of 103) from 3-point range during the past five games after shooting 45.2 percent (47 of 104) from distance the first six games.
- UVA scored at least 70 points in six straight games for the first time since December of 2014.
- UVA is shooting 45.7 percent from the field, including 35.7 percent from 3-point range and 70.9 percent free throws.
- UVA shot 44.9 percent from the field, including 32.3 percent from 3-point range, last season.

VIRGINIA'S STARTING LINEUP VS. UALBANY

Pos. No.	Player (Hometown)	Yr.	Ht.	Wt.	PPG	RPG	NOTES
G 0	Kihei Clark (Woodland Hills, Calif.)	Gr.	5-10	167	11.2	5.6(a)	1st all-time at UVA in games & minutes & second is assists
G 11	Isaac McKneely (Poca, W.Va.)	Fr.	6-4	179	4.9	2.1	15 PTS (4-6 3FGs) vs. Monmouth; 9 PTS vs. UH; 31.7% 3FG
G 4	Armaan Franklin (Indianapolis, Ind.)	Sr.	6-4	200	10.7	3.5	9th 20-pt effort vs. UAlbany; 40.8 3FG%; 26 PTS vs. Baylor
F 1	Jayden Gardner (Wake Forest, N.C.)	Gr.	6-6	233	11.6	6.0	3-time All-conference player; 41 20-point games (8 at UVA)
F 5	Ben Vander Plas (Ripon, Wis.)	Gr.	6-8	236	7.6	3.7	Ohio transfer has 1,656 career points, 799 rebounds & 222 3's
OFF THE BENCH							
G 2	Reece Beekman (Baton Rouge, La.)	Jr.	6-3	190	9.4	5.1(a)	2nd double-double vs. Baylor (10p, 10a); 10-9-9 at Miami
F 21	Kadin Shedrick (Holly Springs, N.C.)	R-Jr.	6-11	231	9.0	4.4	68.6% FG & 80% FT; 2+ BLK in 25 games
C 22	Francisco Caffaro (Sante Fe, Argentina)	R-Sr.	7-1	254	2.8	2.0	10 PTS & 4 REB vs. NCCU; 4 PTS & 2 REB at Miami
G 13	Ryan Dunn (Freeport, N.Y.)	Fr.	6-8	208	2.6	2.4	13 PTS, 6 REB, 3 BLK, 2 AST, 2 STL vs. Monmouth; 12.4 mpp
G 10	Taine Murray (Auckland, N.Z.)	So.	6-5	205	2.0	1.5	7 PTS vs. Monmouth; 2 PTS in 9 minutes at Miami

VIRGINIA HEAD COACH TONY BENNETT

- Dean and Markel Families Head Men's Basketball Coach Tony Bennett has a 325-119 (.732) mark in 14 seasons at UVA and 394-152 (.722) career mark in 17 seasons as a head coach.
- Bennett needs two wins to pass Terry Holland (326-173, 16 seasons) as the all-time winningest coach at UVA.
- Bennett needs six wins to reach 400 career wins.
- Bennett has guided the Cavaliers to five ACC regular-season titles (2014, 2015, 2018, 2019 and 2021), two ACC Tournament titles (2014 and 2018) and one NCAA national championship (2019).
- The three-time National (2007, 2015 and 2018) and four-time ACC Coach of the Year (2014, 2015, 2018 and 2019) guided UVA to its 10th consecutive postseason berth in 2021-22.
- In 2018-19, Bennett led the Cavaliers to their first NCAA national championship, a share of their ninth ACC regular-season title and a school-record 35 wins.
- Bennett is the third coach in ACC men's basketball history to lead his program to 11-straight winning conference seasons, joining North Carolina's Dean Smith (33) and Duke's Mike Krzyzewski (13).
- He has led UVA to outright ACC regular-season and tournament championships in the same season two times (2014 and 2018).
- Bennett is the fifth coach in ACC history to win at least three outright ACC regular-season titles (Frank McGuire, Dean Smith, Mike Krzyzewski and Roy Williams).
- UVA is 162-71 (.695) in ACC play (91-25 at home & 71-46 away), 184-38 (.829) at home and 162-47 (.775) in non-conference action (91-10 at JPJ) under Bennett.
- Bennett ranks sixth all-time in winning percentage (.695) among ACC head coaches with 100 or more ACC wins.

GRUMPY OLD MEN

- UVA's roster includes sixth-year Ben Vander Plas, fifth-years Francisco Caffaro, Kihei Clark and Jayden Gardner, fourth-years Chase Coleman, Armaan Franklin and Kadin Shedrick, and third-year Reece Beekman.
- The average age of the Cavaliers is 20.8 years old.
- Gardner ranks first among active Division I players in career free throw attempts (749), second in free throws made (555), fourth in field goals made (781) and points (2,129), seventh in rebounds (994), eighth double-doubles (37) and 10th in field goals attempted (1,550).
- Clark ranks ninth among active DI players in assists (600), 14th in assist/turnover ratio (2.04) and 17th in games (139).
- Gardner (2,129 points), Vander Plas (1,656 points) and Clark (1,204 points) have played in a combined 399 career games.
- Clark became UVA's all-time leader in minutes (4,604) and games (139), and needs 14 starts and 84 assists to become the all-time leader at UVA in those categories.

TEAM AND PLAYER NOTES

- Kihei Clark played in his school record 139th game and handed out his 600th career assist vs. UAlbany (12/28/22).
- Clark (4,604 minutes) needs 28 minutes to pass North Carolina's Ed Cota (4,631 from 1997-00) for ninth on the ACC's Career Minutes Played list.
- Clark (1,204 points) needs 14 points to pass Jimmy Miller (1,218 from 1982-85) for 37th on UVA's all-time scoring list.
- Clark (600 assists) needs 84 assists to pass John Crotty (683 from 1988-91) for first on UVA's all-time assists list.
- Shooting guard Armaan Franklin (26, 21 & 20) leads Virginia with three 20 point games, while Jayden Gardner (26), and Ben Vander Plas (20) have also registered 20-point efforts.
- Vander Plas had season highs in points (20), 3-pointers (4) and 3-point attempts (9) at Miami (12/20).
- Vander Plas needs one rebound for 800 career rebounds.
- Gardner (12 points, 11 rebounds) registered his 37th career double-double vs. Michigan.
- Gardner needs six rebounds to reach 1,000 for his career.
- Isaac McKneely has made at least one 3-pointer in eight games. McKneely is shooting 31.7 percent (13 of 41) from distance.

ABOUT THE 2022-23 SCHEDULE

- Five of Virginia's opponents are ranked in the latest AP Top-25 poll (Houston, Baylor, Miami, Duke and North Carolina), while Illinois and Virginia Tech received votes.
- UVA is 2-2 vs. ranked foes (wins vs. Baylor and Illinois).

NATIONAL DEFENSIVE POINTS PER GAME

RANKINGS UNDER TONY BENNETT

Year	School	Pts/Gm	Rank
2006-07	Washington State	59.5	17th
2007-08	Washington State	56.4	3rd
2008-09	Washington State	55.4	1st
2009-10	Virginia	63.6	54th
2010-11	Virginia	62.4	36th
2011-12	Virginia	54.2	2nd
2012-13	Virginia	55.6	5th
2013-14	Virginia	55.7	1st
2014-15	Virginia	51.5	1st
2015-16	Virginia	60.1	2nd
2016-17	Virginia	56.4	1st
2017-18	Virginia	54.0	1st
2018-19	Virginia	56.1	1st
2019-20	Virginia	52.4	1st
2020-21	Virginia	60.5	6th
2021-22	Virginia	60.1	6th
2022-23	Virginia	58.5	11th

OUR DEFENSE NEVER RESTS

- UVA ranks 11th nationally in scoring defense at 58.5 ppg.
- The Cavaliers ranked eighth nationally in scoring defense in 2021-22 at 60.1 ppg.
- UVA has limited its opponents to 39.5 percent field goal shooting, including 33 percent from 3-point range.
- The Cavaliers have forced 10 shot clock violations and have averaged 28 shot clock violations since 2019.
- UVA has outrebounded five opponents (NCCU, Monmouth, Illinois, UMES and UAlbany).
- In 2021-22, the Cavaliers limited their opponents to 40.3 percent shooting and 33.6 percent from 3-point range.
- Bennett-coached teams have led the nation in scoring defense seven times and finished in the top-five nationally 11 times.

SUPER 70s AND AWESOME 80s

- Virginia is 150-11 when scoring at least 70 or more points under Tony Bennett.
- UVA is 6-0 when scoring 70 or more points in 2022-23.
- Virginia is 46-1 all-time under when scoring 80 or more points under Bennett with their lone loss a 93-81 setback at North Carolina in 2012-13.
- Bennett was 4-0 when scoring 80+ points at Washington State.
- UVA scored 100 points against Marshall (2018-19) for the first time under Tony Bennett and added 97 points against Coppin State (2018-19).
- UVA is 4-0 all-time when scoring 90 or more under Bennett.

BENNETT/VANDER PLAS CONNECTION

- Ohio transfer Bennett (Ben) Vander Plas was named after Tony Bennett's father, Dick Bennett.
- Vander Plas' father Dean Vander Plas was a collegiate teammate of Tony Bennett for three seasons under Dick Bennett at UW-Green Bay from 1989-91.
- Vander Plas registered 17 points in Ohio's 62-58 win over Virginia in the first round of the 2021 NCAA Tournament.

THERE'S NO PLACE LIKE HOME

- Virginia is 222-54 (.804), including a 6-1 mark in 2022-23, in 17 seasons at John Paul Jones Arena.
- UVA was 10-1 at JPJ in 2020-21 and is 184-38 (.829), including a 149-23 (.866) mark the past 11 seasons.
- UVA is an ACC-leading 79-13 (.859) in league home games over the past 11 seasons. Duke is second at 78-14 (.848).
- UVA has won 10 or more home games for 13 straight years.

WATCH ME NOW

- Kihei Clark was named to Bob Cousy Award Top 20 Watch List for the fourth consecutive season.
- Jayden Gardner was named to Karl Malone Award Top 20 Watch List for the second consecutive season.
- Gardner was named to the Wooden Award Preseason Top-50 Watch List.

MEET THE ROOKIES

- The Cavaliers welcome freshmen Isaac McKneely (Mr. Basketball West Virginia), Isaac Traudt (Mr. Basketball Nebraska), Ryan Dunn (brother of MLB pitcher Justin Dunn) and Leon Bond III.



TONY BENNETT

EDUCATION

College: Green Bay, 1992

COACHING EXPERIENCE

- 1999-00 Wisconsin (staff volunteer)
- 2000-01 Wisconsin (assistant coach)
- 2003-04 Washington State (assistant coach)
- 2004-06 Washington State (associate head coach)
- 2006-09 Washington State (head coach)
- 2009- Virginia (head coach)

THE BENNETT RECORD

Year	School	Record (Conf)	Postseason
2006-07	Washington St.	26-8 (13-5)	NCAA 2nd Round
2007-08	Washington St.	26-9 (11-7)	NCAA Sweet 16
2008-09	Washington St.	17-16 (8-10)	NIT 1st Round
2009-10	Virginia	15-16 (6-11)	
2010-11	Virginia	16-15 (7-9)	
2011-12	Virginia	22-10 (9-7)	NCAA 2nd Round
2012-13	Virginia	23-12 (11-7)	NIT Quarterfinals
2013-14	Virginia	30-7 (16-2)	NCAA Sweet 16
2014-15	Virginia	30-4 (16-2)	NCAA Third Round
2015-16	Virginia	29-8 (13-5)	NCAA Elite Eight
2016-17	Virginia	23-11 (11-7)	NCAA 2nd Round
2017-18	Virginia	31-3 (17-1)	NCAA 1st Round
2018-19	Virginia	35-3 (16-2)	NCAA Champions
2019-20	Virginia	23-7 (15-5)	N/A
2020-21	Virginia	18-7 (13-4)	NCAA First Round
2021-22	Virginia	21-14 (12-8)	NIT Quarterfinals
2022-23	Virginia	9-2 (1-1)	
Total	17 seasons	394-152	
Virginia	14 seasons	325-119	

BENNETT VS. 2022-23 OPPONENTS

Opponent	Career	Virginia
UAlbany	1-0	1-0
Baylor	2-1	1-0
Boston College	10-4	10-4
UCLA	1-6	0-0
Clemson	14-4	14-4
Duke	5-13	5-13
Florida State	10-11	10-11
Georgia Tech	16-2	16-2
Houston	0-2	0-2
Illinois	1-0	1-0
JMU	4-1	4-1
Louisville	15-2	15-2
Maryland Eastern Shore	2-0	2-0
Miami	12-6	12-6
Michigan	2-0	2-0
Monmouth	2-0	2-0
North Carolina	12-10	12-9
NCCU	1-0	1-0
NC State	14-4	14-4
Northern Iowa	1-0	1-0
Notre Dame	12-2	11-2
Pitt	12-2	12-1
Syracuse	10-3	10-3
Virginia Tech	17-8	17-8
Wake Forest	10-5	10-5

VIRGINIA IN THE POLLS

Date	AP	Coaches
Preseason	18	18
Nov. 14	16	14
Nov. 21	5	6
Nov. 28	3	3
Dec. 5	3	3
Dec. 12	2	2
Dec. 19	6	6
Dec. 26	13	12

LAND OF CHEESE

· In addition to head coach Tony Bennett (Green Bay) and Director of Scouting Brad Soderberg (Stevens Point), UVA's roster includes Wisconsin natives Reece Beekman (Milwaukee), Leon Bond III (Wauwatosa) and Ben Vander Plas (Ripon).

CAVALIERS INK BUCHANAN AND GERTRUDE TO NLI's

· UVA signed Blake Buchanan (Coeur d'Alene, Idaho/Lake City), and Elijah Gertrude (Jersey City, N.J./Hudson Catholic Regional) to National Letters of Intent on Nov. 9.
· Buchanan is a 6-10, 215-pound skilled forward who averaged 13 points and eight rebounds during his junior season at Lake City High School.
· Buchanan is ranked No. 74 in the On3 rankings.
· Gertrude is a 6-4, 180-pound athletic guard, who averaged 14.3 points as a junior for Hudson Catholic Regional H.S.
· Gertrude is ranked No. 70 in the On3 rankings.

HOLDING FOES UNDER 50

· UVA is 109-2, including a 3-0 mark in 2022-23, when limiting foes to fewer than 50 points during the Tony Bennett era.
· Bennett-coached teams are 134-3 when holding opponents to fewer than 50 points (25-1 in three years at Washington State).
· UVA is 27-0 when limiting opponents to fewer than 40 points under Bennett.

UVA VS. RANKED OPPONENTS

· UVA is 50-43 against ranked foes in the Tony Bennett era.
· UVA is 2-2 vs. ranked opponents in 2022-23.
· UVA's 11 ranked wins in 2018-19 marked a school record.
· UVA is 163-337 vs. ranked opponents since 1953-54.
· UVA is 1-31 all-time vs. No. 1-ranked opponents (86-73 win vs. No. 1 North Carolina on Jan. 30, 1986).

REECE IN RARE COMPANY

· Last season, Reece Beekman became the first ACC player since Grant Hill (1993-94) to register at least 175 assists, 50 steals and 25 blocks in a season.
· Beekman joined UNC's Ty Lawson (2008-09), NC State's Chris Corchiani (1988-89) and Sidney Lowe (1980-81 & 1982-83), and Wake Forest's Muggsy Bogues (1984-85) to lead the ACC in assists (5.2 apg), steals (2.1 spg) and assist-to-turnover ratio (3.62).

GARDNER EARNS PRESEASON ALL-ACC HONORS

· Jayden Gardner was named to the preseason All-ACC second team for the second consecutive season.
· Gardner landed on the All-ACC third team in 2021-22 after ranking seventh in the ACC in field goal percentage (50.1%) and free throw percentage (79.3%), 12th in scoring (15.3 ppg) and 17th in rebounding (6.4 rpg).

VIRGINIA PICKED THIRD IN THE ACC

· UVA was selected third in the 2022-23 ACC Preseason Poll.
· North Carolina is the preseason favorite, followed by Duke, Virginia, Miami and Florida State in the top five.
· ACC preseason voters selected Notre Dame sixth, followed by Virginia Tech, Syracuse, Wake Forest and NC State. Clemson was picked 11th, while Louisville, Boston College, Pittsburgh and Georgia Tech rounded out the voting.
· UVA was selected fourth in the 2021-22 preseason rankings and finished sixth in the standings.
· The Cavaliers have finished at or higher than their predicted finish in 12 of the last 14 seasons.

2021-22 SEASON HIGHLIGHTS

· Virginia finished the 2021-22 season with a 21-14 record and finished sixth in the ACC at 12-8.
· The Cavaliers earned their 14th NIT berth and 10th consecutive postseason berth.
· UVA won 21 or more games for the 10th time under head coach Tony Bennett.
· UVA won 12 or more ACC games for the fourth straight year.
· UVA advanced to the ACC Tournament quarterfinals.
· UVA finished with .500 or better road record (7-6) for the sixth straight year.
· UVA captured the Roman Legends Classic in Newark, N.J., defeating Georgia (65-55) and Providence (58-40).
· UVA posted three quad one wins (Providence, Duke & Miami).
· UVA added four quad two wins (@Syracuse, @Clemson, Virginia Tech and Miami).

CAVALIERS IN THE NBA

· Malcolm Brogdon (Indiana), Mamadi Diakite (Cleveland), Joe Harris (Brooklyn), Anthony Gill (Washington), Sam Hauser (Boston), De'Andre Hunter (Atlanta), Ty Jerome (Golden State), Braxton Key (Detroit) and Trey Murphy III (New Orleans) are former Cavaliers who are currently playing in the NBA.
· Diakite, Jerome and Key are on two-way contracts.
· In addition, Indiana head coach Rick Carlisle is a Virginia alum who led Dallas to an NBA title and helped the Cavaliers to an NCAA Final Four in 1984.

ON THE HORIZON

· No. 13 Virginia travel to Pittsburgh for an ACC contest on Tuesday, Jan. 3. Tipoff at Petersen Events Center is set for 9 p.m. on ACC Network.

RECORDS WATCH

No.	Name	Career Assists
1.	John Crotty (1988-91)	683
2.	Kihei Clark (2019-)	600
3.	Jeff Jones (1979-82)	598

No.	Name	Career Games
1.	Kihei Clark (2019-)	139

No.	Name	Career Starts
1.	London Perrantes (2014-17)	132
2.	Joe Harris (2013-14)	128
	Ralph Sampson (1980-83)	128
	Bryant Stith (1989-92)	128
5.	Ted Jeffries (1990-93)	127
6.	Junior Burrough (1992-95)	125
7.	Sean Singletary (2005-08)	123
8.	Jeff Lamp (1978-81)	122
9.	Kihei Clark (2019-)	119

No.	Name	Career Minutes
1.	Kihei Clark (2019-)	4,604

No.	Name	Career Points
30.	Marc Iavaroni (1975-78)	1,244
31.	Tom Sheehy (1984-87)	1,241
32.	Billy Langloh (1974-77)	1,240
33.	Roger Mason, Jr. (2000-02)	1,231
34.	London Perrantes (2014-17)	1,225
35.	Anthony Gill (2014-16)	1,222
36.	Kenny Turner (1988-91)	1,220
37.	Jim Miller (1982-85)	1,218
38.	Kihei Clark (2019-)	1,205

No.	Name	Career Wins at UVA
1.	Terry Holland (1974-90)	326
2.	Tony Bennett (2009-)	325

UVA'S RECORD UNDER TONY BENNETT WHEN..

	All	2022-23
Leading at the half	254-31	5-0
Trailing at the half	61-82	4-2
Tied at the half	10-5	0-0
Playing Overtime	11-10	0-0
Shooting 50% or better	126-11	4-0
Shooting between 40-49.9%	156-44	4-1
Shooting less than 40%	43-64	1-1
Opponents shoot 50% or better	25-32	1-0
Opponents shoot less than 50%	298-87	6-2
UVA outrebounds its opponent	228-37	5-0
Opponent outrebounds UVA	88-78	4-1
Teams are tied in rebounds	9-4	0-1
UVA has 10 or more steals	26-5	1-0
UVA shoots 70% FT or better	203-65	5-2
UVA shoots less than 70% FT	122-55	4-0
Scoring less than 50 points	10-19	0-0
Scoring 50-59 points	47-47	1-0
Scoring 60-69 points	118-41	2-2
Scoring 70-79 points	108-10	4-0
Scoring 80-89 points	38-1	2-0
Scoring more than 90 points	4-0	0-0
Allowing fewer than 50 points	109-2	3-0
Allowing fewer than 40 points	27-0	0-0
Playing in John Paul Jones Arena	184-38	6-1
Playing on the road	86-58	1-1
Playing on a neutral court	55-23	2-0
Game decided by 1-4 points	49-48	1-1
Game decided by 5-10 points	79-31	4-1
Game decided by 11+ points	197-40	4-0
Playing at night	224-82	7-1
Playing in the afternoon	101-37	2-1
Playing on Monday	32-15	1-0
Playing on Tuesday	53-13	2-1
Playing on Wednesday	55-16	1-0
Playing on Thursday	21-10	0-0
Playing on Friday	36-11	3-0
Playing on Saturday	90-44	1-1
Playing on Sunday	37-10	1-0
Playing in November	78-15	6-0
Playing in December	57-17	3-2
Playing in January	76-28	0-0
Playing in February	64-34	0-0
Playing in March	48-25	0-0
Playing in April	2-0	0-0

CAVALIERS IN THE PROS

Justin Anderson (2013-15), Fort Wayne (G League)
Darion Atkins (2012-15), Trento (Italian Serie A)
Malcolm Brogdon (2012-16), Boston (NBA)
Mamadi Diakite (2016-20), Cleveland (NBA/G League)
Anthony Gill (2014-16), Washington (NBA)
Kyle Guy (2017-19), Joventut (Liga ACB)
Devon Hall (2015-18), Milano (Italian Serie A)
Joe Harris (2011-14), Brooklyn (NBA)
Sam Hauser (2021), Boston (NBA)
De'Andre Hunter (2017-19), Atlanta (NBA)
Ty Jerome (2017-19), Golden State (NBA)
Braxton Key (2019-20), Motor City (G League), Detroit (NBA)
Sylvan Landesberg (2009-10), Shandong-Heroes (CBA)
Jerome Meyinsse (2007-10), Ironi Hai (Israel Winner)
Laurynas Mikalauskas (2006-08), Telsiai (Lithuanian NKL)
Akil Mitchell (2011-14), AEK Athens (Greek GBL)
Trey Murphy III (2021), New Orleans (NBA)
London Perrantes (2014-17), Hapoel Galil Gilboa (Israeli Winner)
Jack Salt (2016-19), Taylor (New Zealand NBL)
Mike Scott (2008-12), Sluc Nancy Basket Pro (French ProA)
Kody Stattmann (2019-22), Brisbane (Australian NBL)
Mike Tobey (2013-16), Barcelona (Liga ACB)
Tomas Woldetensae (2020-21), Varese (Italian Serie A2)

GAME 1 - NO. 18 VIRGINIA 73, NCCU 61



Official Basketball Box Score - Final
N.C. Central at Virginia
 11/07/22 John Paul Jones Arena, Charlottesville
 2022-23 Men's Basketball

Game Time: 9:00 PM
 Game Duration: 1:58
 Attendance: 13,328

Officials: Roger Ayers, Anthony Franklin, Scott Arbogast

N.C. Central - 61

Record: 0-1

NO. Name	Min	FG M-A	3P M-A	FT M-A	Rebounds OR DR TOT	Fouls PF FD	TP	AS	TO	ST	Blocks BS BA	+/-
2 Kris Monroe	F 23:52	0-7	0-4	0-0	2 2 4	0	0	2	0	0	0	-10
35 Brendan Medley-Bacon	C 25:48	2-5	0-0	2-3	1 5 6	3 2	6	1	0	0	1	0
5 Justin Wright	G 32:16	7-13	3-3	3-4	2 1 3	2 3	20	1	2	2	0	-5
11 Marque Maulsby	G 13:49	1-3	1-2	0-0	0 2 2	4 0	3	1	1	0	0	-2
21 Eric Boone	G 36:47	7-9	1-1	3-5	1 3 4	2 6	18	3	3	3	0	-7
52 Devin Butts	19:37	2-6	2-5	0-0	0 1 1	4 0	6	0	0	0	0	-9
44 Dan Oladapo	20:01	0-3	0-0	1-2	1 2 3	2 1	1	0	0	0	0	-7
0 Fred Cleveland Jr.	03:13	0-1	0-1	0-0	0 0 0	0 0	0	1	0	0	0	-5
10 Devin Gordon	18:25	2-5	1-3	0-0	1 0 1	2 0	5	0	0	1	3	-4
23 Cameron Butler	04:23	1-1	0-0	0-0	1 0 1	2 0	2	1	0	0	0	-1
1 Ja'Darius Harris	01:49	0-0	0-0	0-0	0 0 0	0 0	0	0	0	0	0	-4
Team					1 3 4	0	0	0	0	0	0	
Totals		22-53	8-19	9-14	8 19 27	25 12	61	8	8	6	4	4

Technical Fouls: NONE

Virginia - 73

Record: 1-0

NO. Name	Min	FG M-A	3P M-A	FT M-A	Rebounds OR DR TOT	Fouls PF FD	TP	AS	TO	ST	Blocks BS BA	+/-
1 Jayden Gardner	F 19:41	0-4	0-0	3-5	4 5 9	0 4	3	0	0	0	1	-1
21 Kadin Shedrick	F 27:15	3-6	0-1	4-4	2 5 7	3 4	10	2	2	2	1	8
0 Kihel Clark	G 34:08	3-9	2-6	1-4	0 2 2	1 4	9	5	2	0	0	11
2 Reece Beekman	G 26:05	3-7	2-3	2-2	0 3 3	3 2	10	5	4	1	0	9
4 Armaan Franklin	G 34:52	5-9	4-7	7-8	1 3 4	1 7	21	1	0	0	0	10
11 Isaac McKneely	22:42	1-4	1-4	0-0	0 1 1	1 0	3	0	1	0	0	-1
5 Ben Vander Plas	22:52	2-5	2-4	1-2	0 4 4	1 1	7	2	0	1	1	4
22 Francisco Caffaro	10:12	3-3	0-0	4-5	1 3 4	2 3	10	1	0	0	0	7
10 Taine Murray	02:13	0-0	0-0	0-0	0 1 1	0 0	0	0	0	0	0	-2
Team					2 0 2	0	0	1	0	0	0	
Totals		20-47	11-25	22-30	10 27 37	12 25	73	16	8	4	4	12

Technical Fouls: NONE

	NCC	UVA
Biggest lead	2 (1 st 19:04)	16 (1 st 7:08)
Best Scoring Run	12 (2 nd 14:21)	10 (2 nd 10:10)
Lead Changes	3	0
Times Tied	0	0
Time with Lead	01:56	37:08

Points from	NCC	UVA
Turnovers	10	6
Paint	20	18
Second Chance	6	10
Fast Breaks	9	10
Bench	14	20

Period by Period Scoring	1st	2nd	TOT
NCC	30	31	61
UVA	38	35	73

Shooting By Period

1 st FG%	10-29	34.5%
3PT%	4-13	30.8%
FT%	6-10	60%
2 nd FG%	12-24	50.0%
3PT%	4-6	66.7%
FT%	3-4	75%
GM FG%	22-53	41.5%
3PT%	8-19	42.1%
FT%	9-14	64.3%

Dead Ball Rebounds: 1.0

Shooting By Period

1 st FG%	9-22	40.9%
3PT%	6-12	50.0%
FT%	14-16	87.5%
2 nd FG%	11-25	44.0%
3PT%	5-13	38.5%
FT%	8-14	57.1%
GM FG%	20-47	42.6%
3PT%	11-25	44.0%
FT%	22-30	73.3%

Dead Ball Rebounds: 6.0

GAME 2 - NO. 18 VIRGINIA 89, MONMOUTH 42



Official Basketball Box Score - Final
Monmouth at Virginia
 11/11/22 John Paul Jones Arena, Charlottesville
 #18 Virginia vs Monmouth Men's Basketball

Game Time: 9:00 PM
 Game Duration: 1:54
 Attendance: 13,487

Officials: Ted Valentine, Jeffrey Clark, Justin Porterfield

Monmouth - 42

Record: 0-2

NO. Name	Min	FG M-A	3P M-A	FT M-A	Rebounds OR DR TOT	Fouls PF FD	TP	AS	TO	ST	Blocks BS BA	+/-
5 Myles Foster	F 17:33	5-7	0-0	0-1	2 2 4	4 3	10	0	3	0	0	-12
35 Klemen Vuga	F 25:51	1-3	0-0	0-0	0 3 3	0 1	2	0	3	1	0	-30
13 Jack Collins	G 18:00	2-5	1-4	0-0	1 0 1	3 1	5	1	2	0	0	-20
20 Tahron Allen	G 26:25	2-7	0-1	1-5	1 3 4	2 4	5	5	1	2	0	-25
24 Myles Ruth	G 21:02	2-6	0-0	4-4	0 1 1	2 3	8	0	1	1	0	-2
14 Jack Holmstrom	24:26	1-4	1-2	0-0	1 1 2	1 1	3	0	0	0	0	-32
33 Amaan Sandhu	21:18	0-1	0-1	1-2	0 0 0	3 1	2	1	1	3	0	-0
3 Jakari Spence	18:58	0-1	0-1	1-2	1 1 2	4 2	1	2	0	0	0	-26
4 Andrew Ball	13:05	1-3	1-2	0-0	0 2 2	0 1	3	0	2	0	0	-24
1 Jayden Doyle	13:22	2-4	0-0	0-1	0 1 1	2 1 4	0	2	1	0	1	-8
Team					0 1 1	0	0	3	0	0	0	
Totals		16-41	3-11	7-15	6 15 21	21 20	42	5	21	3	0	-47

Technical Fouls: NONE

Shooting By Period

1 st FG%	8-20	40.0%
3PT%	1-3	33.3%
FT%	11-14	78.6%
2 nd FG%	8-21	38.1%
3PT%	2-8	25.0%
FT%	3-9	33.3%
GM FG%	16-41	39.0%
3PT%	3-11	27.3%
FT%	7-15	46.7%

Dead Ball Rebounds: 3.0

Virginia - 89

Record: 2-0

NO. Name	Min	FG M-A	3P M-A	FT M-A	Rebounds OR DR TOT	Fouls PF FD	TP	AS	TO	ST	Blocks BS BA	+/-
1 Jayden Gardner	F 15:46	3-7	0-0	3-4	3 2 5	4 2	9	1	0	0	0	7
21 Kadin Shedrick	F 20:54	2-4	0-0	5-6	2 5 7	2 6	9	0	1	3	1	24
0 Kihel Clark	G 20:26	3-4	2-3	0-0	1 0 1	1 2	8	7	0	2	0	32
2 Reece Beekman	G 21:27	2-7	1-4	2-2	1 1 2	2 1	7	6	1	2	0	21
4 Armaan Franklin	G 18:22	3-6	2-4	0-0	0 3 3	3 1	8	0	2	0	0	18
11 Isaac McKneely	27:36	5-8	4-6	1-3	0 2 2	0 1	15	1	0	0	0	35
5 Ben Vander Plas	19:11	3-4	2-3	2-3	0 3 3	1 3	10	3	0	0	1	36
13 Ryan Dunn	26:42	5-6	1-1	2-4	1 5 6	3 3	13	2	0	2	3	36
10 Taine Murray	16:04	3-6	1-3	0-0	0 0 0	2 0	7	1	0	0	0	15
12 Chase Coleman	08:30	0-1	0-1	0-0	0 0 0	1 1	0	2	1	0	0	8
24 Tristan How	05:02	1-1	0-0	1-2	1 2 3	1 1	3	0	0	0	0	3
Team					2 1 3	0	0	1	0	0	0	
Totals		30-54	13-25	16-25	11 24 35	20 21	89	23	6	9	8	47

Technical Fouls: NONE

	MON	UVA
Biggest lead	4 (1 st 18:47)	47 (2 nd 1:02)
Best Scoring Run	4 (1 st 18:47)	17 (2 nd 11:43)
Lead Changes	2	1
Times Tied	1	0
Time with Lead	06:13	32:33

Points from	MON	UVA
Turnovers	2	35
Paint	24	32
Second Chance	2	15
Fast Breaks	2	12
Bench	12	48

Period by Period Scoring	1st	2nd	TOT
MON	21	21	42
UVA	42	47	89

Shooting By Period

1 st FG%	12-26	46.2%
3PT%	7-15	46.7%
FT%	11-14	78.6%
2 nd FG%	18-28	64.3%
3PT%	6-10	60.0%
FT%	5-11	45.5%
GM FG%	30-54	55.6%
3PT%	13-25	52.0%
FT%	16-25	64.0%

Dead Ball Rebounds: 7.0

GAME 3 - NO. 16 VIRGINIA 86, NO. 5 BAYLOR 79



Official Basketball Box Score - Final
Virginia at Baylor
 11/19/22 T-Mobile Arena, Las Vegas
 2022-23 Men's Basketball

Game Time: 4:00 PM
 Game Duration: 2:19

Officials: Ray Naili, Bert Smith, Greg Nixon

Virginia - 86

Record: 3-0

NO. Name	Min	FG M-A	3P M-A	FT M-A	Rebounds OR DR TOT	Fouls PF FD	TP	AS	TO	ST	Blocks BS BA	+/-
1 Jayden Gardner	F 17:12	1-4	0-0	5-7	0 3 3	2 4	7	2	2	1	0	3
21 Kadin Shedrick	F 32:16	6-6	0-0	5-7	0 3 3	5 5	17	1	2	2	2	-2
0 Kihel Clark	G 35:23	3-8	1-2	0-0	0 4 4	0 2	7	3	3	0	0	-7
2 Reece Beekman	G 33:32	2-6	2-2	4-4	0 1 1	1 3	10	10	3	1	1	5
4 Armaan Franklin	G 33:26	7-12	3-6	9-10	1 3 4	2 5	26	1	1	3	0	14
5 Ben Vander Plas	24:06	4-5	2-3	4-6	0 2 2	1 4	14	1	1	1	0	8
11 Isaac McKneely	11:13	0-1	0-0	0-0	0 0 0	1 0	0	2	0	0	0	14
22 Francisco Caffaro	06:18	1-1	0-0	0-0	2 0 2	2 0	2	0	0	0	0	9
13 Ryan Dunn	06:34	1-2	1-1	0-1	0 0 0	1 1	3	0	0	0	0	3
Team					5 3 8	0	0	2	0	0	0	
Totals		25-45	9-14	27-35	8 19 27	15 24	86	20	14	8	3	27

Technical Fou

GAME 5 - NO. 5 VIRGINIA 72, MARYLAND EASTERN SHORE 45



Official Basketball Box Score - Final
UMES at Virginia
11/25/22 John Paul Jones Arena, Charlottesville
No. 5 Virginia vs Maryland-Eastern Shore Men's Basketball
Officials: Brian O'Connell, Tommy Morrissey, Dwayne Gladden

Main box score table for Game 5, showing player stats for Virginia (72) and UMES (45). Includes columns for NO., Name, Min, FG, 3P, FT, Rebounds, Fouls, TP, AS, TO, ST, Blocks, +/-.

Shooting By Period table for Game 5, showing FG%, 3PT%, FT%, and GM FG% for each quarter.

Main box score table for Game 6, showing player stats for Virginia (70) and Michigan (68). Includes columns for NO., Name, Min, FG, 3P, FT, Rebounds, Fouls, TP, AS, TO, ST, Blocks, +/-.

Shooting By Period table for Game 6, showing FG%, 3PT%, FT%, and GM FG% for each quarter.

GAME 6 - NO. 3 VIRGINIA 70, MICHIGAN 68



Official Basketball Box Score - Final
Virginia at Michigan
11/29/22 Crisler Center, Ann Arbor
2022-23 Men's Basketball
Officials:

Main box score table for Game 6, showing player stats for Virginia (70) and Michigan (68). Includes columns for NO., Name, Min, FG, 3P, FT, Rebounds, Fouls, TP, AS, TO, ST, Blocks, +/-.

Shooting By Period table for Game 6, showing FG%, 3PT%, FT%, and GM FG% for each quarter.

Main box score table for Game 7, showing player stats for Virginia (62) and Florida State (57). Includes columns for NO., Name, Min, FG, 3P, FT, Rebounds, Fouls, TP, AS, TO, ST, Blocks, +/-.

Shooting By Period table for Game 7, showing FG%, 3PT%, FT%, and GM FG% for each quarter.

Technical Fouls and Period by Period Scoring table for Game 7.

GAME 7 - NO. 3 VIRGINIA 62, FLORIDA STATE 57



Official Basketball Box Score - Final
Florida St. at Virginia
12/03/22 John Paul Jones Arena, Charlottesville
No. 3 Virginia vs Florida State Men's Basketball
Officials: Ron Groover, Doug Simons, Clarence Armstrong

Main box score table for Game 7, showing player stats for Virginia (62) and Florida State (57). Includes columns for NO., Name, Min, FG, 3P, FT, Rebounds, Fouls, TP, AS, TO, ST, Blocks, +/-.

Shooting By Period table for Game 7, showing FG%, 3PT%, FT%, and GM FG% for each quarter.

Main box score table for Game 8, showing player stats for Virginia (55) and JMU (50). Includes columns for NO., Name, Min, FG, 3P, FT, Rebounds, Fouls, TP, AS, TO, ST, Blocks, +/-.

Shooting By Period table for Game 8, showing FG%, 3PT%, FT%, and GM FG% for each quarter.

GAME 8 - NO. 3 VIRGINIA 55, JMU 50



Official Basketball Box Score - Final
James Madison at Virginia
12/06/22 John Paul Jones Arena, Charlottesville
2022-23 Men's Basketball
Officials: Jamie Luckie, Job Hartness, Justin Porterfield

Main box score table for Game 8, showing player stats for Virginia (55) and JMU (50). Includes columns for NO., Name, Min, FG, 3P, FT, Rebounds, Fouls, TP, AS, TO, ST, Blocks, +/-.

Shooting By Period table for Game 8, showing FG%, 3PT%, FT%, and GM FG% for each quarter.

Main box score table for Game 9, showing player stats for Virginia (55) and JMU (50). Includes columns for NO., Name, Min, FG, 3P, FT, Rebounds, Fouls, TP, AS, TO, ST, Blocks, +/-.

Shooting By Period table for Game 9, showing FG%, 3PT%, FT%, and GM FG% for each quarter.

Technical Fouls and Period by Period Scoring table for Game 9.

Technical Fouls and Period by Period Scoring table for Game 7.

Biggest lead, Best Scoring Run, Lead Changes, Times Tied, Time with Lead table for Game 7.

Biggest lead, Best Scoring Run, Lead Changes, Times Tied, Time with Lead table for Game 8.

GAME 9 - NO. 5 HOUSTON 69, NO. 2 VIRGINIA 61



Official Basketball Box Score - Final
Houston at Virginia
 12/17/22 John Paul Jones Arena, Charlottesville
 No. 2 Virginia vs No. 5 Houston Men's Basketball

Game Time: 2:00 PM
 Game Duration: 1:56
 Attendance: 14,629

Officials: Ron Groover, Pat Driscoll, Brent Hampton

Houston - 69		Record: 11-1													
NO. Name	Min	FG M-A	3P M-A	FT M-A	Rebounds OR DR TOT	Fouls PF FD	TP	AS	TO	ST	Blocks BS BA	+/-			
13 J'Wan Roberts	F 21:51	5-7	0-0	0-0	1 5 6	3 0	10	1	1	0	0	0	-6		
25 Jarace Walker	F 38:13	1-11	2-3	3-3	2 5 7	3 2	17	4	1	1	1	1	10		
0 Marcus Sasser	G 38:53	4-14	3-10	2-3	0 5 5	1 4	13	3	0	3	0	1	5		
1 Jamal Shead	G 34:47	5-9	1-4	0-0	0 3 3	3 2	11	4	2	0	0	0	6		
12 Tramon Mark	G 36:54	3-6	2-2	5-6	1 5 6	0 4	13	3	1	0	0	1	7		
5 Ja'Vier Francis	03:38	1-1	0-0	1-1	0 0 0	1 1	3	0	0	0	0	0	1		
21 Emanuel Sharp	09:26	0-2	0-2	0-0	1 1 1	1 0	0	0	1	0	0	0	6		
32 Reggie Chaney	16:18	1-1	0-0	0-0	3 2 5	5 0	2	2	1	0	2	0	11		
Team					0 2 2										
Totals		25-51	8-21	11-13	7 23 30	17 13	69	17	8	4	3	3	8		

Shooting By Period		
1st FG%	13-27	48.1%
3PT%	3-11	27.3%
FT%	1-1	100%
2nd FG%	12-24	50.0%
3PT%	5-10	50.0%
FT%	10-12	83.3%
GM FG%	25-51	49.0%
3PT%	8-21	38.1%
FT%	11-13	84.6%

Dead Ball Rebounds: 1 0

Virginia - 61		Record: 8-1													
NO. Name	Min	FG M-A	3P M-A	FT M-A	Rebounds OR DR TOT	Fouls PF FD	TP	AS	TO	ST	Blocks BS BA	+/-			
1 Jayden Gardner	F 33:17	4-8	0-0	5-6	2 4 6	0 3	13	0	0	0	1	0	-11		
21 Kadin Shedrick	F 28:49	7-8	0-0	2-2	2 1 3	3 2	16	1	1	0	1	0	4		
0 Kihai Clark	G 35:18	2-8	1-5	4-4	0 2 2	4 2	9	8	2	1	0	1	-2		
2 Reece Beekman	G 33:33	1-5	1-3	1-2	1 2 3	4 3	4	5	3	1	1	1	-4		
4 Armaan Franklin	G 24:10	3-6	2-3	2-2	0 6 6	1 5	10	0	1	0	0	0	-9		
5 Ben Vander Plas	16:59	0-7	0-6	0-0	0 0 0	0 1	0	1	1	0	0	1	-4		
11 Isaac McKneely	24:46	3-6	2-5	1-1	0 2 2	1 1	9	0	0	0	0	0	-2		
13 Ryan Dunn	03:08	0-0	0-0	0-0	1 1 0	0 0	0	0	0	0	0	0	-7		
Team					1 2 3										
Totals		20-48	6-22	15-17	6 20 26	13 17	61	15	10	2	3	3	-8		

Shooting By Period		
1st FG%	9-22	40.9%
3PT%	4-13	30.8%
FT%	4-4	100%
2nd FG%	11-26	42.3%
3PT%	2-9	22.2%
FT%	11-13	84.6%
GM FG%	20-48	41.7%
3PT%	6-22	27.3%
FT%	15-17	88.2%

Dead Ball Rebounds: 1 0

Points from		HOU		UVA	
Turnovers		9	12		
Paint		26	26		
Second Chance		6	9		
Fast Breaks		5	2		
Bench		5	9		

Period by Period Scoring			
1st	2nd	TOT	
HOU	30	39	69
UVA	26	35	61

GAME 10 - NO. 22 MIAMI 66, NO. 6 VIRGINIA 64



Official Basketball Box Score - Final
Virginia at Miami (FL)
 12/20/22 Watson Center, Coral Gables
 2022-23 Men's Basketball

Game Time: 8:30 PM
 Game Duration: 2:11
 Attendance: 7,257

Officials: Ted Valentine, Bill Covington Jr., Tony Henderson

Virginia - 64		Record: 8-2 (1-1)													
NO. Name	Min	FG M-A	3P M-A	FT M-A	Rebounds OR DR TOT	Fouls PF FD	TP	AS	TO	ST	Blocks BS BA	+/-			
1 Jayden Gardner	F 20:26	4-6	0-0	0-2	0 2 2	2 2	8	0	0	2	0	0	-19		
21 Kadin Shedrick	F 10:43	1-2	0-0	0-0	0 1 1	2 0	2	0	0	1	0	1	0		
0 Kihai Clark	G 30:00	2-10	1-3	8-9	2 2 4	2 5	13	3	0	1	0	1	-6		
2 Reece Beekman	G 34:31	5-9	0-1	0-1	2 7 9	3 2	10	9	4	0	0	2	4		
4 Armaan Franklin	G 13:04	0-7	0-3	0-0	0 2 2	0 0	0	0	0	0	0	0	-24		
5 Ben Vander Plas	27:18	7-13	4-9	2-3	2 2 4	3 4	20	2	1	0	0	1	11		
11 Isaac McKneely	30:43	1-9	1-7	2-2	0 5 5	1 1	5	3	2	1	0	1	21		
10 Taine Murray	08:54	1-1	0-0	0-0	0 1 1	1 1	2	0	1	0	0	0	-3		
22 Francisco Caffaro	07:53	1-1	0-0	2-2	1 1 2	2 1	4	0	1	0	0	0	-6		
13 Ryan Dunn	16:28	0-2	0-0	0-0	1 1 2	1 1	0	0	0	0	0	1	13		
Team					3 2 5										
Totals		22-60	6-23	14-19	11 26 37	17 17	64	17	10	6	3	7	-2		

Shooting By Period		
1st FG%	10-29	34.5%
3PT%	2-9	22.2%
FT%	4-4	100%
2nd FG%	12-31	38.7%
3PT%	4-14	28.6%
FT%	10-15	66.7%
GM FG%	22-60	36.7%
3PT%	6-23	26.1%
FT%	14-19	73.7%

Dead Ball Rebounds: 3 0

Miami (FL) - 66		Record: 12-1 (3-0)													
NO. Name	Min	FG M-A	3P M-A	FT M-A	Rebounds OR DR TOT	Fouls PF FD	TP	AS	TO	ST	Blocks BS BA	+/-			
15 Norchad Omler	F 26:30	3-8	0-1	4-4	5 3 8	5 3	10	0	4	2	4	0	8		
2 Isaiah Wong	G 36:57	7-13	2-3	8-9	1 5 6	3 6	24	5	3	0	0	2	5		
11 Jordan Miller	G 30:24	3-9	1-4	4-4	1 4 5	2 2	11	2	2	0	1	1	4		
24 Nijel Pack	G 36:10	4-10	1-4	1-2	0 3 3	0 1	10	1	2	0	0	0	-4		
55 Wooga Poplar	G 18:02	1-5	1-4	0-0	0 6 6	2 1	3	0	0	3	0	0	-2		
4 Bensley Joseph	27:42	3-3	2-2	0-1	0 3 3	2 3	8	1	0	0	1	0	-7		
1 Anthony Walker	06:18	0-2	0-1	0-0	0 0 0	0 0	0	0	0	0	0	0	-2		
5 Harford Beverly	03:52	0-2	0-2	0-0	0 0 0	0 0	0	0	1	0	0	0	8		
0 AJ Casey	13:18	1-1	0-1	0-2	0 2 2	2 1	0	0	1	0	0	1	0		
12 Favour Aire	00:47	0-0	0-0	0-0	0 0 0	1 0	0	0	0	0	0	0	0		
Team					2 4 4										
Totals		21-53	7-22	17-22	9 28 37	17 17	66	11	11	5	7	3	2		

Shooting By Period		
1st FG%	13-29	44.8%
3PT%	5-12	41.7%
FT%	5-5	100%
2nd FG%	8-24	33.3%
3PT%	2-10	20.0%
FT%	12-17	70.6%
GM FG%	21-53	39.6%
3PT%	7-22	31.8%
FT%	17-22	77.3%

Dead Ball Rebounds: 2 1

Points from		UVA		MIA	
Turnovers		11	3		
Paint		28	18		
Second Chance		11	12		
Fast Breaks		0	9		
Bench		31	8		

Period by Period Scoring			
1st	2nd	TOT	
UVA	26	38	64
MIA	36	30	66

GAME 11 - NO. 13 VIRGINIA 66, UALBANY 46



Official Basketball Box Score - Final
UAlbany at Virginia
 12/28/22 John Paul Jones Arena, Charlottesville
 No. 13 Virginia vs UAlbany Men's Basketball

Game Time: 6:00 PM
 Game Duration: 1:53
 Attendance: 14,289

Officials: Lee Cassell, Paul Szec, Jenna Reneau

UAlbany - 46		Record: 5-10													
NO. Name	Min	FG M-A	3P M-A	FT M-A	Rebounds OR DR TOT	Fouls PF FD	TP	AS	TO	ST	Blocks BS BA	+/-			
1 Gerald Drumgoole Jr.	F 31:19	2-12	1-7	2-2	0 4 4	2 3	7	0	1	0	0	4	-21		
3 Trey Hutcheson	F 27:20	3-7	1-5	0-0	1 4 5	2 0	7	0	0	1	2	0	-23		
15 Jonathan Beagle	F 34:16	4-6	0-2	1-3	1 4 5	3 2	9	4	3	0	0	0	-17		
13 Sarju Patel	G 24:08	1-3	0-2	1-2	0 2 2	0 1	3	0	0	0	1	0	-23		
44 Marcus Jackson	G 14:01	0-3	0-0	0-0	1 0 1	4 0	0	1	0	0	0	1	-2		
4 Malik Edmead	23:30	2-7	1-1	4-4	0 1 1	3 2	9	3	2	1	0	1	-15		
11 Tairi Kethner	08:12	0-2	0-0	0-0	1 1 1	1 0	0	0	2	0	0	1	-3		
2 Da'Quan Davis	28:44	4-11	3-9	0-0	0 6 6	1 1	11	1	0	1	0	0	-2		
10 Aaron Reddish	09:01	0-1	0-1	0-0	0 0 0	0 0	0	0	0	0	0	0	1		
14 Japannah Kellogg	01:29	0-0	0-0	0-0	1 0 1	0 0	0	0	0	0	0	0	3		
Team					2 2 4										
Totals		16-52	6-27	8-11	6 24 30	16 9	46	9	10	3	3	7	-20		

Shooting By Period		
1st FG%	9-23	39.1%
3PT%	3-12	25.0%
FT%	3-4	75%
2nd FG%	7-29	24.1%
3PT%	3-15	20.0%
FT%	5-7	71.4%
GM FG%	16-52	30.8%
3PT%	6-27	22.2%
FT%	8-11	72

THE LAST TIME

VIRGINIA INDIVIDUALS

- **Scored 30 points:** Kyle Guy vs. Marshall (12/31/18)
- **Scored 40 points:** Sean Singletary (41) at Miami (3/1/08)
- **Two players with 20 points:** Jay Huff (21) and Sam Hauser (21) vs. Syracuse (1/25/21)
- **Three players with 20 points:** Chris Williams (27), Roger Mason, Jr. (22) and Donald Hand (20) vs. Duke (1/5/00)
- **Four players with 20 points:** Chris Williams (23), Donald Hand (22), Adam Hall (21) and Travis Watson (20) vs. Georgetown (3/15/00)
- **A player with back-to-back 25-point games:** Joe Harris, 26 vs. Virginia Tech (2/12/13), 27 at North Carolina (2/16/13)
- **One player scored in double figures:** Jayden Gardner (17) vs. North Carolina (3/10/22)
- **No players scored in double figures:** vs. Florida (3/18/17)
- **Five players scored in double figures:** Reece Beekman (18), Kihei Clark (16), Jayden Gardner (12), Kadin Shedrick (12) and Ben Vander Plas (10) at Michigan (11/29/22)
- **Six players scored in double figures:** Sean Singletary (27), Adrian Joseph (13), Jamil Tucker (13), Mamadi Diane (12), Calvin Baker (11) and Laurynas Mikaluskas (11) vs. Maryland (3/9/08)
- **Seven players scored in double figures:** Cornel Parker (20), Junior Burrough (15), Ted Jeffries (14), Cory Alexander (13), Jason Williford (12), Yuri Barnes (11) and Doug Smith (11) vs. Clemson (1/13/93)
- **Had 15 rebounds:** Mike Tobey (16) vs. Tennessee State (11/25/14)
- **Had 20 rebounds:** Mike Tobey (20) vs. Louisville (3/5/16)
- **Had 25 rebounds:** Bob Mortell (25) vs. Washington & Lee (2/27/60)
- **Two players with 10 rebounds:** Francisco Caffaro (12) and Jayden Gardner (10) at Notre Dame (1/29/22)
- **Three players with 10 rebounds:** Jay Huff (12), Kihei Clark (11) and Braxton Key (10) at Syracuse (11/6/19)
- **Double-Double:** Jayden Gardner (12 points, 11 rebounds) at Michigan (11/29/22)
- **Two players had a double-double:** Jayden Gardner (22 points, 10 rebounds) and Francisco Caffaro (11 points and 12 rebounds) at Notre Dame (1/29/22)
- **Three players had a double-double:** Jason Williford (10 pts, 15 rebs), Ted Jeffries (23 pts, 10 rebs), and Cornel Parker (11 pts, 11 rebs) at William & Mary (1/25/93)
- **Double-Double with points and assists:** Reece Beekman (11 points, 10 assists) vs. Baylor (11/18/22)
- **Triple-Double:** Ralph Sampson (15 pts, 22 rebs, 10 blks) vs. Old Dominion (12/29/79)
- **Three Double-Doubles in a row:** Sam Hauser [3] (13 pts, 10 rebs) at Notre Dame (12/30/20), (16 pts, 11 rebs) vs. Wake Forest (1/6/21), (17 pts, 10 rebs) at Boston College (1/9/21)
- **Four Double-Doubles in a row:** Mike Scott [5] (27 pts, 15 rebs) vs. Oklahoma (11/23/10), (16 pts, 10 rebs) vs. Wichita State (11/24/10), (17 pts, 12 rebs) at Minnesota (11/29/10), (21 pts, 13 rebs) at Virginia Tech (12/5/10), (10 pts, 13 rebs) vs. Radford (12/7/10)
- **20 points and 20 rebounds:** Travis Watson (21 points, 20 rebounds) vs. Wofford (1/2/03)
- **20 points and 10 rebounds:** Jayden Gardner (22 points, 10 rebounds) at Notre Dame (1/29/22)
- **13 assists:** Kihei Clark (13) vs. Navy (12/29/19)
- **11 assists:** Reece Beekman (11) vs. Louisville (1/24/22)
- **10 assists:** Kihei Clark (10) vs. Albany (12/28/22)
- **5 blocked Shots:** Kadin Shedrick (6) vs. Clemson (12/22/21)
- **5 steals:** Reece Beekman (5) at Louisville (3/5/22)
- **Led UVA in points, rebounds and assists:** Sam Hauser (15 points, 9 rebounds, 3 assists) vs. Ohio (3/20/21)
- **Hit a last second shot to win a game:** Reece Beekman at Duke (2/7/22) [3-pointer with 1.1 seconds remaining]
- **Played more than 40 minutes:** Reece Beekman (45) at North Texas (3/20/22)
- **Played 40 minutes:** Kihei Clark (40), vs. St. Bonaventure (3/22/22)

VIRGINIA TEAM

- **Won in Overtime:** 71-69 at North Texas (3/20/22)
- **Lost in Overtime:** 63-55 vs. Syracuse (1/11/20)
- **Played Two Overtimes:** at Virginia Tech, 80-78 2 OT (2/12/17)
- **Played Three Overtimes:** vs. Georgetown, L 115-111 (3/15/00)
- **Shot 70 percent for a half:** 70.4% (19-27) vs. Austin Peay - 1st Half (11/13/17)
- **Shot 60 percent in a game:** 60% (30-50) vs. Miami (2/5/22)
- **Shot less than 30 percent in a game:** 29.5% (13-44) vs. VCU (12/9/18)
- **Shot 100 percent from the free throw line:** 100% (3-3) vs. Miami (2/5/22) & (14-14) vs. NC State (2/24/21)
- **Shot 90 percent from the free throw line:** 91.3% (21-23) vs. Georgia Tech (2/12/22)
- **Shot 70 percent from 3-point line:** 72% (18-25) at Syracuse (3/4/19)
- **Shot less than 30 percent in a half:** 28% (7-25) in 1st Half vs. St. Bonaventure (3/22/22)
- **Shot less than 20 percent in a half:** 18.5% (5-27) in 1st Half vs. North Carolina (3/10/22)
- **Shot 55 percent or better and lost:** 58.5% (31-53) at North Carolina (2/16/13)
- **Shot 50 percent or better and lost:** 52.6% (30-57) vs. Iowa (11/29/21)
- **Attempted 50 FTs:** 52 (made 34) vs. Howard (12/12/94)
- **Attempted 35 3-pointers:** 38 (11-38) vs. Va. Tech (2/10/18)
- **Did Not Attempt a FT:** 0 vs. Wisconsin (11/27/17)
- **Made 30 FTs:** 31 (31 of 36) vs. Tennessee (3/18/07)
- **Made 15 3-pt FGs:** 15 at Clemson (1/16/21)
- **Failed to make a 3-pt FG:** vs. Louisville (0 of 6) (3/9/22)
- **Had 50 rebounds:** 50 vs. JMU (11/10/19)
- **Had 25 assists:** 26 vs. Iowa State (3/25/16)
- **Had 15 steals:** 16 vs. NC State (2/24/08)
- **Had 10 blocks:** 10 vs. JMU (12/6/22)
- **Scored 50 pts in a half:** 56 vs. Baylor, 2nd half (11/18/22)
- **Scored 60 pts in a half:** 60 vs. Gonzaga, 1st half (1/3/07)
- **Scored 70 pts in a half:** 70 vs. Coastal Carolina, 2nd half (11/20/00)
- **Scored 100 pts (ACC):** 103 vs. Maryland (1/16/07)
- **Scored 100 pts (non-conf):** 100 vs. Marshall (12/31/18)
- **Scored under 20 pts in 1st half:** 17 vs. St. Bonaventure (3/22/22)
- **Scored under 20 pts in 2nd half:** 19 at North Carolina (2/18/17)
- **Scored under 50 pts in a game:** 43 vs. North Carolina (3/10/22)
- **Defeated top-5 opponent:** 86-79 vs. #5 Baylor (11/18/22)
- **Defeated top-5 opponent on the road:** 65-63 at #4 Duke (1/27/18)
- **Defeated top-5 opponent at neutral site:** 86-79 vs. #5 Baylor (11/18/22)
- **Defeated top-ranked opponent:** 86-73 vs. #1 North Carolina (1/30/86)
- **Won when trailing by 16 points:** Trained 32-16 during 63-61 vs. Ohio State (11/30/16)
- **Won when trailing by 17 points:** Trained 31-14 during 61-58 overtime win vs. Maryland (3/10/13)

OPPONENT INDIVIDUALS

- **Scored 30 points:** Buddy Boeheim (31), Syracuse (3/11/21)
- **Scored 35 points:** Carsen Edwards (42), Purdue (3/30/19)
- **Scored 40 points:** Carsen Edwards (42), Purdue (3/30/19)
- **Scored 50 points:** Len Chappell (50), Wake (2/12/62)
- **Two players with 20 points:** Jericcole Hellems (21) and Tarquavion Smith (20) at NC State (1/22/22)
- **Two players with 25 points:** Corey Kispert (32) and Drew Timme (29) vs. Gonzaga (12/26/20)
- **Three players with 20 points:** Jordan McRae (21), Jarnell Stokes (20), Josh Richardson (20), at Tennessee (12/30/13)
- **Two players with 30 points:** Trevor Powell (31) and Tony Smith (31) at Marquette (2/3/90)
- **No players scored in double figures:** Lehigh (11/26/21)
- **Five players scored in double figures:** Jarace Walker (17), Marcus Sasser (13), Tramon Mark (13), Jamal Shead (11), J'Wan Roberts (10) vs. Houston (12/17/22)
- **Six players scored in double figures:** C.J. Harris (15), Ari Stewart (12), Travis McKie (12), J.T. Terrell (11), Ty Walker (11), Gary Clark (10), at Wake Forest (1/29/11)
- **Seven players scored in double figures:** Stanley Burrell (15), Drew Lavender (13), C.J. Anderson (12), B.J. Raymond (12), Josh Duncan (11), Charles Bronson (11) and Jason Love (10), at Xavier (1/3/08)
- **Double-Double:** Dominick Welch (10 points, 10 rebounds), St. Bonaventure (3/22/22)
- **Double-Double with points and assists:** Keifer Sykes (21 pts, 10 assts), at Green Bay (12/7/13)
- **Two players had a double-double:** Marvin Bagley III (30 pts, 14 rebs) & Wendell Carter Jr. (14 pts, 15 rebs), Duke (1/27/18)
- **Player had 20 points and 20 rebounds:** Armando Bacot (29 points, 22 rebounds), UNC (1/8/222)
- **Had 15 rebounds:** Amando Bacot (16), No. Carolina (2/20/20)
- **Had 20 rebounds:** Armando Bacot (22), No. Carolina (1/8/22)
- **Had 10 assists:** Keifer Sykes (10), at Green Bay (12/7/13)
- **5 Blocked Shots:** Moses Wright (5), Georgia Tech (1/23/21)
- **5 Steals:** Jordan Miller (7), Miami (2/5/22) & Jose Alvarado (6), Georgia Tech (1/23/21)
- **Hit a last second shot to win a game:** Matthew Cleveland, Florida State (2/26/22), 3-pointer at the end of regulation

OPPONENT TEAM

- **Shot less than 30 percent in a game:** 27.3% (15-55), JMU (12/6/22)
- **Shot less than 30 percent in a game (ACC):** 27.1% (13-48), Virginia Tech (1/4/20)
- **Shot 60 percent in a game:** 60% (30-50) at NC State (1/22/22)
- **Shot 55 percent or better and lost:** 55.3% (26-47), Cleveland State (11/25/09)
- **Scored 100 pts:** 106, Washington (11/22/10)
- **Scored 90 pts in an ACC game:** 93, North Carolina (2/16/13)
- **Scored 60 pts in a half:** 60, at Miami, 2nd half (3/1/08)
- **Scored 50 pts in a half:** 54, vs. Gonzaga, 2nd half (12/26/21)
- **Scored 45 pts in the first half:** 45, at Florida State (2/15/21)
- **Scored under 10 pts in 1st half:** 7, at Pitt (2/24/18)
- **Scored under 20 pts in 1st half:** 19, Georgia Tech (2/12/22)
- **Scored under 20 pts in 2nd half:** 19, vs. Towson (11/25/20)
- **Scored under 40 pts in a game:** 39, vs. Virginia Tech (1/4/20)
- **Had 25 assists:** 27, at Xavier (1/3/08)
- **Had 15 steals:** 15, VMI (11/16/08)
- **Had 10 blocks:** 10 at Maryland (3/5/11)
- **Failed to make a 3-pt FG:** Georgia Tech (1/22/15)



2022-23 Virginia Men's Basketball



0 · KIHEI CLARK
Gr. · G · 5-10 · 167
Woodland Hills, Calif.




1 · JAYDEN GARDNER
5th Year · F · 6-6 · 233
Wake Forest, N.C.




2 · REECE BEEKMAN
Jr. · G · 6-3 · 190
Milwaukee, Wis.




4 · ARMAAN FRANKLIN
Sr. · G · 6-4 · 200
Indianapolis, Ind.




5 · BEN VANDER PLAS
Gr. · F · 6-8 · 236
Ripon, Wis.



10 · TAINÉ MURRAY
So. · G · 6-5 · 205
Auckland, N.Z.



11 · ISAAC MCKNEELY
Fr. · G · 6-4 · 179
Poca, W.Va.




12 · CHASE COLEMAN
Sr. · G · 5-10 · 165
Norfolk, Va.



13 · RYAN DUNN
Fr. · G · 6-8 · 208
Freeport, N.Y.



21 · KADIN SHEDRICK
R-Jr. · F · 6-11 · 231
Raleigh, N.C.



22 · FRANCISCO CAFFARO
R-Sr. · C · 7-1 · 254
Sante Fe, Argentina



23 · ISAAC TRAUDT
Fr. · F · 6-10 · 229
Grand Island, Neb.



24 · TRISTAN HOW
Jr. · F · 6-7 · 202
Virginia Beach, Va.



35 · LEON BOND III
Fr. · G/F · 6-5 · 200
Wauwatosa, Wis.



TONY BENNETT
Head Coach
14th Season



KIHEI CLARK

Graduate Student • Guard • 5-10 • 167
Woodland Hills, Calif. • Taft Charter

2022-23 HIGHLIGHTS

- Cousy Award Preseason Top-20 Watch List
- Had 9 points, five assists and four rebounds vs. NCCU (11/7/22)
- Recorded eight points, seven assists and two steals vs. Monmouth (11/11/22)
- Scored 12 points and had two steals vs. Illinois (11/20/22)
- Handed out a game-high eight assists vs. UMES (11/25/22)
- Scored 16 points at Michigan (11/29/22)
- Recorded game-high 18 points (9 of 10 FT) vs. FSU (12/3/22)
- Scored 18 points and dished seven assists vs. JMU (12/6/22)
- Registered nine points and eight assists vs. Houston (12/17/22)
- Tallied 13 points and three steals at Miami (12/20/22)
- Registered eight points and 10 assists, including his 600th career assist, in his school record 139th game vs. UAlbany (12/28/22)

CLARK CAREER STATISTICS

SEASON	TEAM	GP-GS	MIN/AVG	Field Goals		3-Point		F-Throws		Rebounds				Scoring						
				FG-FGA	FG%	3FG-3FGA	3FG%	FT-FTA	FT%	OFF	DEF	TOT	AVG	PF-FO	A	TO	BLK	STL	PTS	AVG
2018-19	Uva	38-20	1020/26.8	55-157	.350	29-85	.341	33-40	.825	16	73	89	2.3	52-0	97	39	0	28	172	4.5
2019-20	Uva	30-30	1112/37.1	105-280	.375	36-96	.375	78-89	.876	11	114	125	4.2	54-0	176	105	3	37	324	10.8
2020-21	Uva	25-23	850/34.0	85-207	.411	20-62	.323	47-64	.734	6	45	51	2.0	30-0	113	53	0	18	237	9.5
2021-22	Uva	35-35	1263/36.1	117-302	.387	54-156	.346	61-78	.782	12	91	103	2.9	40-0	153	77	4	30	349	10.0
2022-23	Uva	11-11	360/32.7	34-85	.400	14-35	.400	41-54	.759	5	24	29	2.6	13-0	61	20	1	15	123	11.2
TOTAL		139-119	4604/33.1	396-1031	.384	153-434	.353	260-325	.800	50	347	397	2.9	189-0	600	294	8	128	1205	8.7

Single Game Highs

Statistic	Value	
Points	25	vs Duke 02/23/22
Rebounds	11	at Syracuse 11/06/19
Assists	13	vs Navy 12/29/19
Steals	3	12 times
Blocks	1	8 times
FG Made	9	vs Duke 02/23/22
FG Attempts	16	vs Florida St. 02/26/22
3FG Made	6	vs Duke 02/23/22
3FG Attempts	11	vs Duke 02/23/22
FT Made	10	vs Boston College 02/01/22
FT Attempts	12	vs Kent St. 12/04/20, vs James Madison 12/06/22

CLARK 2022-23 GAME-BY-GAME

Opponent	Date	GS	MIN	Total		3-Pointers		Free throws		Rebounds				PF		A		TO		BLK		STL		PTS		AVG	
				FG-FGA	PCT	3FG-3FGA	PCT	FT-FTA	PCT	OFF	DEF	TOT	AVG	PF	A	TO	BLK	STL	PTS	AVG							
N.C. Central	11/07/2022	*	34:08	3-9	.333	2-6	.333	1-4	.250	0	2	2	2.0	1	5	2	0	0	0	0	0	0	9	9.0			
Monmouth	11/11/2022	*	20:26	3-4	.750	2-3	.667	0-0	.000	1	0	1	1.5	1	7	0	0	0	2	0	0	8	8.5				
vs Baylor	11/18/2022	*	35:23	3-8	.375	1-2	.500	0-0	.000	0	4	4	2.3	0	3	3	0	0	0	0	0	7	8.0				
vs Illinois	11/20/2022	*	34:10	4-9	.444	2-4	.500	2-2	1.000	1	2	3	2.5	1	3	2	0	0	2	0	2	12	9.0				
UMES	11/25/2022	*	31:01	1-4	.250	0-1	.000	3-3	1.000	0	2	2	2.4	1	8	2	1	2	0	2	0	5	8.2				
at Michigan	11/29/2022	*	38:02	4-9	.444	1-2	.500	7-8	.875	0	2	2	2.3	1	4	1	0	1	0	1	0	16	9.5				
Florida St.	12/03/2022	*	35:27	4-9	.444	1-3	.333	9-10	.900	1	2	3	2.4	0	3	3	0	1	1	18	10.7						
James Madison	12/06/2022	*	38:56	5-11	.455	2-5	.400	6-12	.500	0	2	2	2.4	1	7	3	0	1	1	18	11.6						
Houston	12/17/2022	*	35:18	2-8	.250	1-5	.200	4-4	1.000	0	2	2	2.3	4	8	2	0	1	0	1	9	11.3					
at Miami (FL)	12/20/2022	*	30:00	2-10	.200	1-3	.333	8-9	.889	2	2	4	2.5	2	3	0	0	0	3	0	3	13	11.5				
UAlbany	12/28/2022	*	26:41	3-4	.750	1-1	1.000	1-2	.500	0	4	4	2.6	1	10	2	0	2	0	2	8	11.2					
Totals			11	359:32	34-85	.400	14-35	.400	41-54	.759	5	24	29	2.6	13	61	20	1	15	123	11.2						

Player Averages

Games Played	Minutes/game	Points/game	FG Pct	3FG Pct	FT Pct	Rebounds/game	Assists/game	Turnovers/game	Assist/Turnover ratio	Steals/game	Blocks/game
11	32.7	11.2	40.0	40.0	75.9	2.6	5.5	1.8	3.1	1.4	0.1



1 JAYDEN GARDNER

Fifth Year • Forward • 6-6 • 233
Wake Forest, N.C. • Heritage • East Carolina

2022-23 HIGHLIGHTS

- Preseason All-ACC second team
- Malone Award Preseason Top-20 Watch List
- Surpassed 2,000 career points with three points vs. NCCU (11/7/22)
- Recorded 12 points and five rebounds vs. Illinois (11/20/22)
- Scored game-high 26 points (12 of 15 FG) vs. UMES (11/22/22)
- Registered 12 points and 11 rebounds at Michigan (11/29/22)
- Tallied 14 points and eight rebounds vs. JMU (12/6/22)
- Netted 13 points along with six rebounds vs. Houston (12/17/22)
- Recorded 16 points and seven rebounds vs. UAlbany (12/28/22)

GARDNER CAREER STATISTICS

SEASON	TEAM	GP-GS		MIN/AVG		Field Goals		3-Point		F-Throws		Rebounds				Scoring										
		GP	GS	MIN	AVG	FG-FGA	FG%	3FG-3FGA	3FG%	FT-FTA	FT%	OFF	DEF	TOT	AVG	PF-FO	A	TO	BLK	STL	PTS	AVG				
2018-19	ECU	31	31	948	30.6	166	337	.493	2	10	.200	171	228	.750	93	169	262	8.5	88	3	39	75	14	24	505	16.3
2019-20	ECU	31	30	1066	34.4	223	428	.521	4	20	.200	160	218	.734	91	194	285	9.2	91	4	67	83	15	34	610	19.7
2020-21	ECU	19	18	665	35.0	123	257	.479	3	6	.500	98	133	.737	39	119	158	8.3	42	0	27	45	3	11	347	18.3
2021-22	UVa	35	35	1144	32.7	219	437	.501	3	14	.214	96	121	.793	80	143	223	6.4	74	0	50	52	13	18	537	15.3
2022-23	UVa	11	11	274	24.9	50	91	.549	0	0	.000	30	49	.612	24	42	66	6.0	16	0	6	10	7	11	130	11.8
TOTAL FOR UVa		46	46	1419	30.8	269	528	.509	3	14	.214	126	170	.741	104	185	289	6.3	90	0	56	62	20	29	667	14.5
TOTAL		127	125	4097	32.3	781	1550	.504	12	50	.240	555	749	.741	327	667	994	7.8	311	7	189	265	52	98	2129	16.8

Single Game Highs

Statistic	Value	
Points	35	at UCF 01/13/19
Rebounds	20	at UCF 01/13/19
Assists	4	10 times
Steals	3	4 times
Blocks	3	vs Georgia Tech 02/12/22, at Miami (FL) 02/19/22
FG Made	14	vs Fairleigh Dickinson 12/18/21
FG Attempts	24	vs Temple 02/23/20
3FG Made	2	vs UCF 03/04/21, vs Iowa 11/29/21
3FG Attempts	4	vs SMU 01/11/20, vs Clemson 12/22/21
FT Made	16	vs App State 11/30/18
FT Attempts	19	vs App State 11/30/18

GARDNER 2022-23 GAME-BY-GAME

Opponent	Date	GS	MIN	Total		3-Pointers		Free throws		Rebounds				PF A TO BLK STL				PTS	AVG			
				FG-FGA	PCT	3FG-3FGA	PCT	FT-FTA	PCT	OFF	DEF	TOT	AVG	PF	A	TO	BLK			STL		
N.C. Central	11/07/2022	*	19:41	0-4	.000	0-0	.000	3-5	.600	4	5	9	9.0	0	0	0	0	0	0	0	3	3.0
Monmouth	11/11/2022	*	15:46	3-7	.429	0-0	.000	3-4	.750	3	2	5	7.0	4	1	0	0	0	0	0	9	6.0
vs Baylor	11/18/2022	*	17:12	1-4	.250	0-0	.000	5-7	.714	0	3	3	5.7	2	2	2	0	1	1	7	6.3	
vs Illinois	11/20/2022	*	26:46	3-5	.600	0-0	.000	6-9	.667	2	3	5	5.5	1	1	3	0	1	12	7.8		
UMES	11/25/2022	*	25:01	12-15	.800	0-0	.000	2-5	.400	0	3	3	5.0	2	0	0	0	0	0	26	11.4	
at Michigan	11/29/2022	*	33:07	6-15	.400	0-0	.000	0-0	.000	3	8	11	6.0	1	2	1	0	3	12	11.5		
Florida St.	12/03/2022	*	23:29	5-9	.556	0-0	.000	0-0	.000	5	2	7	6.1	2	0	3	2	2	10	11.3		
James Madison	12/06/2022	*	32:22	5-7	.714	0-0	.000	4-8	.500	2	6	8	6.4	2	0	1	2	2	14	11.6		
Houston	12/17/2022	*	33:17	4-8	.500	0-0	.000	5-6	.833	2	4	6	6.3	0	0	0	1	0	13	11.8		
at Miami (FL)	12/20/2022	*	20:26	4-6	.667	0-0	.000	0-2	.000	0	2	2	5.9	2	0	0	0	2	8	11.4		
UAlbany	12/28/2022	*	27:15	7-11	.636	0-0	.000	2-3	.667	3	4	7	6.0	0	0	0	2	0	16	11.8		
Totals			11	274:22	50-91	.549	0-0	.000	30-49	.612	24	42	66	6.0	16	6	10	7	11	130	11.8	

Player Averages

Games Played	Minutes/game	Points/game	FG Pct	3FG Pct	FT Pct	Rebounds/game	Assists/game	Turnovers/game	Assist/Turnover ratio	Steals/game	Blocks/game
11	24.9	11.8	54.9	0.0	61.2	6.0	0.5	0.9	0.6	1.0	0.6



2 REECE BEEKMAN

Junior • Guard • 6-3 • 190
Baton Rouge, La. • Scotlandville Magnet

2022-23 HIGHLIGHTS

- MVP of Continental Main Event in Las Vegas (11/20/21)
- ACC Player of the Week (11/21/22)
- Netted 10 points with five assists vs. NCCU (11/7/22)
- Had seven points and six assists vs. Monmouth (11/11/22)
- Recorded 10 points and 10 assists vs. Baylor (11/18/22)
- Registered 17 points and three steals vs. Illinois (11/20/22)
- Tallied nine points, five rebounds and four steals vs. UME5 (11/25/22)
- Scored team-high 18 points at Michigan (11/29/22)
- Played four minutes before leaving with injury vs. JMU (12/6/22)
- Posted 10 points, nine rebounds and nine assists at Miami (12/20/22)
- Missed the UAlbany (12/28/22) game due to injury

BEEKMAN CAREER STATISTICS

SEASON	TEAM	GP-GS	MIN/AVG	Field Goals			3-Point			F-Throws		Rebounds				Scoring				
				FG-FGA	FG%	3FG-3FGA	3FG%	FT-FTA	FT%	OFF	DEF	TOT	AVG	PF-FO	A	TO	BLK	STL	PTS	AVG
2020-21	UVa	25-20	733/29.3	42-110	.382	9-37	.243	25-33	.758	5	66	71	2.8	37-0	75	29	10	30	118	4.7
2021-22	UVa	35-35	1228/35.1	115-256	.449	22-65	.338	35-46	.761	15	121	136	3.9	62-2	181	50	25	73	287	8.2
2022-23	UVa	10-10	284/28.4	30-69	.435	9-21	.429	25-31	.806	6	29	35	3.5	19-0	51	20	6	13	94	9.4
TOTAL		70-65	2246/32.1	187-435	.430	40-123	.325	85-110	.773	26	216	242	3.5	118-2	307	99	41	116	499	7.1

Single Game Highs

Statistic	Value	
Points	20	vs Clemson 12/22/21
Rebounds	12	at Louisville 03/05/22
Assists	11	vs Louisville 01/24/22
Steals	6	vs Navy 11/09/21
Blocks	2	9 times
FG Made	8	at Pittsburgh 01/19/22
FG Attempts	12	at North Carolina 01/08/22, vs Illinois 11/20/22
3FG Made	3	vs Clemson 12/22/21, at Pittsburgh 01/19/22, at Louisville 03/05/22
3FG Attempts	5	vs Clemson 12/22/21, at Pittsburgh 01/19/22
FT Made	6	vs Illinois 11/20/22
FT Attempts	8	vs Illinois 11/20/22

BEEKMAN 2022-23 GAME-BY-GAME

Opponent	Date	GS	MIN	Total		3-Pointers		Free throws		Rebounds				PF	A	TO	BLK	STL	PTS	AVG	
				FG-FGA	PCT	3FG-3FGA	PCT	FT-FTA	PCT	OFF	DEF	TOT	AVG								
N.C. Central	11/07/2022	*	26:05	3-7	.429	2-3	.667	2-2	1.000	0	3	3	3.0	3	5	4	0	1	10	10.0	
Monmouth	11/11/2022	*	21:27	2-7	.286	1-4	.250	2-2	1.000	1	1	2	2.5	2	6	1	2	2	7	8.5	
vs Baylor	11/18/2022	*	33:32	2-6	.333	2-2	1.000	4-4	1.000	0	1	1	2.0	1	10	3	1	1	10	9.0	
vs Illinois	11/20/2022	*	33:35	5-12	.417	1-3	.333	6-8	.750	1	3	4	2.5	2	3	1	0	3	17	11.0	
UMES	11/25/2022	*	28:08	3-5	.600	1-1	1.000	2-2	1.000	0	5	5	3.0	0	2	2	1	4	9	10.6	
at Michigan	11/29/2022	*	38:06	7-10	.700	1-1	1.000	3-4	.750	1	3	4	3.2	1	5	1	0	1	18	11.8	
Florida St.	12/03/2022	*	31:08	1-7	.143	0-3	.000	5-6	.833	0	4	4	3.3	3	5	1	1	0	7	11.1	
James Madison	12/06/2022	*	03:47	1-1	1.000	0-0	.000	0-0	.000	0	0	0	2.9	0	1	0	0	0	2	10.0	
Houston	12/17/2022	*	33:33	1-5	.200	1-3	.333	1-2	.500	1	2	3	2.9	4	5	3	1	1	4	9.3	
at Miami (FL)	12/20/2022	*	34:31	5-9	.556	0-1	.000	0-1	.000	2	7	9	3.5	3	9	4	0	0	10	9.4	
Totals			10	283:52	30-69	.435	9-21	.429	25-31	.806	6	29	35	3.5	19	51	20	6	13	94	9.4

Player Averages

Games Played	Minutes/game	Points/game	FG Pct	3FG Pct	FT Pct	Rebounds/game	Assists/game	Turnovers/game	Assist/Turnover ratio	Steals/game	Blocks/game
10	28.4	9.4	43.5	42.9	80.6	3.5	5.1	2.0	2.6	1.3	0.6



4 ARMAAN FRANKLIN

Senior • Guard • 6-4 • 200
Indianapolis, Ind. • Cathedral • Indiana

2022-23 HIGHLIGHTS

- Scored game-high 21 points (4-7 3FGs) vs. NCCU (11/7/22)
- Set career highs in points (26), free throws (9) and free throw attempts (10) vs. Baylor (11/18/22)
- Scored eight points vs. JMU (12/6/22)
- Scored 10 points vs. Houston (12/17/22)
- Tallied 20 points and career-high two blocked vs. UAlbany (12/28/22)

FRANKLIN CAREER STATISTICS

SEASON	TEAM	GP-GS	MIN/AVG	Field Goals			3-Point		F-Throws		Rebounds				Scoring					
				FG-FGA	FG%	3FG-3FGA	3FG%	FT-FTA	FT%	OFF	DEF	TOT	AVG	PF-FO	A	TO	BLK	STL	PTS	AVG
2019-20	IND	32-9	441/13.8	39-112	.348	17-64	.266	24-39	.615	2	50	52	1.6	43-0	41	30	3	8	119	3.7
2020-21	IND	22-20	664/30.2	87-203	.429	36-85	.424	40-54	.741	13	78	91	4.1	61-3	47	48	5	26	250	11.4
2021-22	UVa	35-34	1031/29.5	140-357	.392	53-179	.296	57-75	.760	11	86	97	2.8	71-0	49	43	9	35	390	11.1
2022-23	UVa	11-11	290/26.4	38-92	.413	20-49	.408	22-27	.815	3	36	39	3.5	19-0	7	12	4	6	118	10.7
TOTAL FOR UVa		46-45	1321/28.7	178-449	.396	73-228	.320	79-102	.775	14	122	136	3.0	90-0	56	55	13	41	508	11.0
TOTAL		100-74	2426/24.3	304-764	.398	126-377	.334	143-195	.733	29	250	279	2.8	194-3	144	133	21	75	877	8.8

Single Game Highs


Statistic	Value	
Points	26	vs Baylor 11/18/22
Rebounds	8	4 times
Assists	8	vs Western Ill. 11/05/19
Steals	4	at Northwestern 02/10/21, vs Miami (FL) 02/05/22, at Duke 02/07/22
Blocks	2	vs UAlbany 12/28/22
FG Made	8	at Illinois 12/26/20, vs Georgia 11/22/21, vs Miami (FL) 02/05/22
FG Attempts	17	vs Northwestern 12/23/20
3FG Made	5	6 times
3FG Attempts	11	vs St. Bonaventure 03/22/22
FT Made	9	vs Baylor 11/18/22
FT Attempts	10	vs Baylor 11/18/22

FRANKLIN 2022-23 GAME-BY-GAME

Opponent	Date	GS	MIN	Total		3-Pointers		Free throws		Rebounds				PF A TO BLK STL PTS AVG						
				FG-FGA	PCT	3FG-3FGA	PCT	FT-FTA	PCT	OFF	DEF	TOT	AVG	PF	A	TO	BLK	STL	PTS	AVG
N.C. Central	11/07/2022	*	34:52	5-9	.556	4-7	.571	7-8	.875	1	3	4	4.0	1	1	0	0	0	21	21.0
Monmouth	11/11/2022	*	18:22	3-6	.500	2-4	.500	0-0	.000	0	3	3	3.5	3	0	2	0	0	8	14.5
vs Baylor	11/18/2022	*	33:26	7-12	.583	3-6	.500	9-10	.900	1	3	4	3.7	2	1	1	0	3	26	18.3
vs Illinois	11/20/2022	*	33:50	4-12	.333	1-5	.200	0-0	.000	0	5	5	4.0	3	0	2	0	2	9	16.0
UMES	11/25/2022	*	27:21	2-6	.333	1-4	.250	0-0	.000	0	4	4	4.0	0	3	0	0	0	5	13.8
at Michigan	11/29/2022	*	25:58	1-6	.167	0-2	.000	0-2	.000	0	4	4	4.0	2	0	1	0	0	2	11.8
Florida St.	12/03/2022	*	21:53	3-7	.429	2-4	.500	1-2	.500	0	2	2	3.7	3	0	3	1	0	9	11.4
James Madison	12/06/2022	*	26:15	3-8	.375	2-5	.400	0-0	.000	0	3	3	3.6	4	2	1	0	1	8	11.0
Houston	12/17/2022	*	24:10	3-6	.500	2-3	.667	2-2	1.000	0	6	6	3.9	1	0	1	0	0	10	10.9
at Miami (FL)	12/20/2022	*	13:04	0-7	.000	0-3	.000	0-0	.000	0	2	2	3.7	0	0	0	1	0	0	9.8
UAlbany	12/28/2022	*	31:08	7-13	.538	3-6	.500	3-3	1.000	1	1	2	3.5	0	0	1	2	0	20	10.7
Totals			11 290:18	38-92	.413	20-49	.408	22-27	.815	3	36	39	3.5	19	7	12	4	6	118	10.7

Player Averages

Games Played	Minutes/game	Points/game	FG Pct	3FG Pct	FT Pct	Rebounds/game	Assists/game	Turnovers/game	Assist/Turnover ratio	Steals/game	Blocks/game
11	26.4	10.7	41.3	40.8	81.5	3.5	0.6	1.1	0.6	0.5	0.4



5 BEN VANDER PLAS

Graduate Student • Forward • 6-8 • 236
Ripon, Wis. • Ripon • Ohio University

2022-23 HIGHLIGHTS

- Recorded seven points and four rebounds in UVA debut vs. NCCU (11/7/22)
- Tallied 10 points, three rebounds and three assists vs. Monmouth (11/11/22)
- Scored 14 points vs. Baylor (11/18/22)
- Tallied eight points and game-high 10 rebounds vs. Illinois (11/20/22)
- Scored 10 points at Michigan (11/29/22)
- Netted 20 points (4-9 3FG) at Miami (12/20/22)

VANDER PLAS CAREER STATISTICS

SEASON	TEAM	GP-GS	MIN/AVG	Field Goals		3-Point		F-Throws		Rebounds				Scoring						
				FG-FGA	FG%	3FG-3FGA	3FG%	FT-FTA	FT%	OFF	DEF	TOT	AVG	PF-FO	A	TO	BLK	STL	PTS	AVG
2018-19	Ohio	31-1	718/23.2	94-231	.407	50-162	.309	29-41	.707	40	122	162	5.2	55-0	48	33	15	28	267	8.6
2019-20	Ohio	31-31	1022/33.0	183-372	.492	41-137	.299	80-135	.593	39	175	214	6.9	84-2	86	89	21	32	487	15.7
2020-21	Ohio	25-25	845/33.8	114-263	.433	51-146	.349	42-55	.764	19	126	145	5.8	60-1	94	58	15	36	321	12.8
2021-22	Ohio	35-35	1237/35.4	166-362	.459	67-198	.338	98-138	.710	40	197	237	6.8	81-3	107	63	16	62	497	14.2
2022-23	UVa	11-1	246/22.3	26-64	.406	13-41	.317	19-30	.633	9	32	41	3.7	19-0	17	7	4	3	84	7.6
TOTAL FOR UVa		11-1	246/22.3	26-64	.406	13-41	.317	19-30	.633	9	32	41	3.7	19-0	17	7	4	3	84	7.6
TOTAL		133-93	4068/30.6	583-1292	.451	222-684	.325	268-399	.672	147	652	799	6.0	299-6	352	250	71	161	1656	12.5

Single Game Highs


Statistic	Value
Points	30 vs Miami (OH) 02/15/22
Rebounds	13 at Central Mich. 02/16/19, at Western Mich. 01/04/20
Assists	10 vs Central Mich. 02/22/22
Steals	4 10 times
Blocks	2 12 times
FG Made	11 at Buffalo 01/14/20, vs Toledo 03/12/21
FG Attempts	20 at Buffalo 01/14/20
3FG Made	6 at Akron 03/02/19, vs Kent St. 01/07/22
3FG Attempts	11 at Bowling Green 03/01/22
FT Made	9 vs Miami (OH) 02/15/22, at NIU 03/04/22
FT Attempts	12 vs Central Mich. 03/09/20

VANDER PLAS 2022-23 GAME-BY-GAME

Opponent	Date	GS	MIN	Total		3-Pointers		Free throws		Rebounds				PF				PTS	AVG	
				FG-FGA	PCT	3FG-3FGA	PCT	FT-FTA	PCT	OFF	DEF	TOT	AVG	PF	A	TO	BLK			STL
N.C. Central	11/07/2022		22:52	2-5	.400	2-4	.500	1-2	.500	0	4	4	4.0	1	2	0	1	1	7	7.0
Monmouth	11/11/2022		19:11	3-4	.750	2-3	.667	2-3	.667	0	3	3	3.5	1	3	0	1	0	10	8.5
vs Baylor	11/18/2022		24:06	4-5	.800	2-3	.667	4-6	.667	0	2	2	3.0	1	1	1	0	1	14	10.3
vs Illinois	11/20/2022		24:10	0-3	.000	0-3	.000	8-9	.889	2	8	10	4.8	2	2	1	0	0	8	9.8
UMES	11/25/2022		19:07	1-3	.333	0-0	.000	0-1	.000	3	4	7	5.2	3	2	0	0	1	2	8.2
at Michigan	11/29/2022		24:23	4-5	.800	1-1	1.000	1-2	.500	0	0	0	4.3	1	1	1	0	0	10	8.5
Florida St.	12/03/2022		26:36	3-11	.273	1-5	.200	0-0	.000	1	3	4	4.3	2	1	0	1	0	7	8.3
James Madison	12/06/2022		25:55	1-4	.250	0-3	.000	1-2	.500	0	5	5	4.4	2	1	2	0	0	3	7.6
Houston	12/17/2022		16:59	0-7	.000	0-6	.000	0-0	.000	0	0	0	3.9	0	1	1	0	0	0	6.8
at Miami (FL)	12/20/2022		27:18	7-13	.538	4-9	.444	2-3	.667	2	2	4	3.9	3	2	1	0	0	20	8.1
UAlbany	12/28/2022	*	15:06	1-4	.250	1-4	.250	0-2	.000	1	1	2	3.7	3	1	0	1	0	3	7.6
Totals		1	245:43	26-64	.406	13-41	.317	19-30	.633	9	32	41	3.7	19	17	7	4	3	84	7.6

Player Averages

Games Played	Minutes/game	Points/game	FG Pct	3FG Pct	FT Pct	Rebounds/game	Assists/game	Turnovers/game	Assist/Turnover ratio	Steals/game	Blocks/game
11	22.3	7.6	40.6	31.7	63.3	3.7	1.5	0.6	2.4	0.3	0.4



10 TAINÉ MURRAY

Sophomore • Guard • 6-5 • 205
Auckland, N.Z. • Rosmini College

2022-23 HIGHLIGHTS

- Netted seven points in 16 minutes vs. Monmouth (11/11/22)
- Played 12 minutes vs. UMES (11/25/22)
- Played three minutes vs. JMU (12/6/22)
- Scored two points in nine minutes of action at Miami (12/20/22)

MURRAY CAREER STATISTICS

SEASON	TEAM	GP-GS	MIN	AVG	Field Goals		3-Point		F-Throws		Rebounds				Scoring						
					FG-FGA	FG%	3FG-3FGA	3FG%	FT-FTA	FT%	OFF	DEF	TOT	AVG	PF	FO	A	TO	BLK	STL	PTS
2021-22	UVa	19-0	143	7.5	13-33	.394	8-23	.348	4-8	.500	6	11	17	0.9	14-0	2	4	1	2	38	2.0
2022-23	UVa	6-0	56	9.3	4-12	.333	1-8	.125	3-4	.750	0	9	9	1.5	5-0	3	1	2	0	12	2.0
TOTAL		25-0	199	8.0	17-45	.378	9-31	.290	7-12	.583	6	20	26	1.0	19-0	5	5	3	2	50	2.0

Single Game Highs

Statistic	Value
Points	14 vs Iowa 11/29/21
Rebounds	4 vs UMES 11/25/22
Assists	1 5 times
Steals	1 vs Radford 11/12/21, at NC State 01/22/22
Blocks	1 vs Pittsburgh 12/03/21, vs Monmouth 11/11/22, vs James Madison 12/06/22
FG Made	5 vs Iowa 11/29/21
FG Attempts	7 vs Iowa 11/29/21
3FG Made	4 vs Iowa 11/29/21
3FG Attempts	6 vs Iowa 11/29/21
FT Made	2 at Clemson 01/04/22, vs UAlbany 12/28/22
FT Attempts	2 5 times

MURRAY 2022-23 GAME-BY-GAME

Opponent	Date	GS	MIN	Total		3-Pointers		Free throws		Rebounds				PF-FO A TO BLK STL PTS AVG							
				FG-FGA	PCT	3FG-3FGA	PCT	FT-FTA	PCT	OFF	DEF	TOT	AVG	PF	FO	A	TO	BLK	STL	PTS	AVG
N.C. Central	11/07/2022		02:13	0-0	.000	0-0	.000	0-0	.000	0	1	1	1.0	0	0	0	0	0	0	0	0
Monmouth	11/11/2022		16:04	3-6	.500	1-3	.333	0-0	.000	0	0	0	0.5	2	1	0	1	0	7	3.5	
UMES	11/25/2022		12:04	0-3	.000	0-3	.000	1-2	.500	0	4	4	1.7	2	1	0	0	0	1	2.7	
James Madison	12/06/2022		03:09	0-0	.000	0-0	.000	0-0	.000	0	0	0	1.3	0	1	0	1	0	0	2.0	
at Miami (FL)	12/20/2022		08:54	1-1	1.000	0-0	.000	0-0	.000	0	1	1	1.2	1	0	1	0	0	2	2.0	
UAlbany	12/28/2022		13:15	0-2	.000	0-2	.000	2-2	1.000	0	3	3	1.5	0	0	0	0	0	2	2.0	
Totals		0	55:39	4-12	.333	1-8	.125	3-4	.750	0	9	9	1.5	5	3	1	2	0	12	2.0	

Player Averages

Games Played	Minutes/game	Points/game	FG Pct	3FG Pct	FT Pct	Rebounds/game	Assists/game	Turnovers/game	Assist/Turnover ratio	Steals/game	Blocks/game
6	9.3	2.0	33.3	12.5	75.0	1.5	0.5	0.2	3.0	0.0	0.3



11 ISAAC MCKNEELY

Freshman • Guard • 6-4 • 179
Poca, W.Va. • Poca

2022-23 HIGHLIGHTS

- Scored three points in collegiate debut vs. NCCU (11/7/22)
- Game-high 15 points (4 of 6 3FG) vs. Monmouth (11/11/22)
- Tallied six points and three rebounds vs. UMES (11/25/22)
- Scored four points vs. JMU (12/6/22)
- Netted nine points (2 of 5 3FG) vs. Houston (12/17/22)

MCKNEELY CAREER STATISTICS

SEASON	TEAM	GP-GS	MIN/AVG	Field Goals		3-Point		F-Throws		Rebounds				Scoring						
				FG-FGA	FG%	3FG-3FGA	3FG%	FT-FTA	FT%	OFF	DEF	TOT	AVG	PF	FO	A	TO	BLK	STL	PTS
2022-23	UVa	11-1	226/20.6	17-56	.304	13-41	.317	7-11	.636	3	20	23	2.1	10-0	9	9	1	4	54	4.9
TOTAL		11-1	226/20.6	17-56	.304	13-41	.317	7-11	.636	3	20	23	2.1	10-0	9	9	1	4	54	4.9

Single Game Highs


Statistic	Value
Points	15 vs Monmouth 11/11/22
Rebounds	5 vs Florida St. 12/03/22, at Miami (FL) 12/20/22
Assists	3 at Miami (FL) 12/20/22
Steals	1 4 times
Blocks	1 vs N.C. Central 11/07/22
FG Made	5 vs Monmouth 11/11/22
FG Attempts	9 at Miami (FL) 12/20/22
3FG Made	4 vs Monmouth 11/11/22
3FG Attempts	7 at Miami (FL) 12/20/22
FT Made	2 at Miami (FL) 12/20/22
FT Attempts	3 vs Monmouth 11/11/22

MCKNEELY 2022-23 GAME-BY-GAME

Opponent	Date	GS	MIN	Total		3-Pointers		Free throws		Rebounds				PF	A	TO	BLK	STL	PTS	AVG
				FG-FGA	PCT	3FG-3FGA	PCT	FT-FTA	PCT	OFF	DEF	TOT	AVG							
N.C. Central	11/07/2022		22:42	1-4	.250	1-4	.250	0-0	.000	0	1	1	1.0	1	0	1	1	0	3	3.0
Monmouth	11/11/2022		27:36	5-8	.625	4-6	.667	1-3	.333	0	2	2	1.5	0	1	0	0	0	15	9.0
vs Baylor	11/18/2022		11:13	0-1	.000	0-0	.000	0-0	.000	0	0	0	1.0	1	2	0	0	0	0	6.0
vs Illinois	11/20/2022		15:03	1-3	.333	1-2	.500	0-0	.000	0	0	0	0.8	1	0	0	0	0	3	5.3
UMES	11/25/2022		11:59	2-6	.333	2-4	.500	0-0	.000	0	3	3	1.2	2	0	1	0	0	6	5.4
at Michigan	11/29/2022		09:39	0-1	.000	0-1	.000	0-0	.000	0	0	0	1.0	1	0	1	0	0	0	4.5
Florida St.	12/03/2022		18:44	1-5	.200	1-4	.250	1-2	.500	2	3	5	1.6	0	0	2	0	1	4	4.4
James Madison	12/06/2022		25:57	1-6	.167	1-5	.200	1-2	.500	1	1	2	1.6	0	1	1	0	1	4	4.4
Houston	12/17/2022		24:46	3-6	.500	2-5	.400	1-1	1.000	0	2	2	1.7	1	0	0	0	0	9	4.9
at Miami (FL)	12/20/2022		30:43	1-9	.111	1-7	.143	2-2	1.000	0	5	5	2.0	1	3	2	0	1	5	4.9
UAlbany	12/28/2022	*	27:56	2-7	.286	0-3	.000	1-1	1.000	0	3	3	2.1	2	2	1	0	1	5	4.9
Totals		1	226:18	17-56	.304	13-41	.317	7-11	.636	3	20	23	2.1	10	9	9	1	4	54	4.9

Player Averages

Games Played	Minutes/game	Points/game	FG Pct	3FG Pct	FT Pct	Rebounds/game	Assists/game	Turnovers/game	Assist/Turnover ratio	Steals/game	Blocks/game
11	20.6	4.9	30.4	31.7	63.6	2.1	0.8	0.8	1.0	0.4	0.1



12 CHASE COLEMAN

Senior • Guard • 5-10 • 165
Norfolk, Va. • Maury

2022-23 HIGHLIGHTS

- Dished two assists in nine minutes vs. Monmouth (11/11/22)
- Scored three points in five minutes of action vs. UMES (11/25/22)
- Played five minutes vs. UAlbany (12/28/22)

COLEMAN CAREER STATISTICS

SEASON	TEAM	GP-GS	MIN/AVG	Field Goals		3-Point		F-Throws		Rebounds				Scoring						
				FG-FGA	FG%	3FG-3FGA	3FG%	FT-FTA	FT%	OFF	DEF	TOT	AVG	PF-FO	A TO	BLK	STL	PTS	AVG	
2019-20	UVa	17-0	87/5.1	5-18	.278	2-8	.250	0-0	.000	0	8	8	0.5	9-0	4	7	0	5	12	0.7
2020-21	UVa	5-0	7/1.4	1-1	1.000	0-0	.000	0-0	.000	0	1	1	0.2	1-0	0	0	0	0	2	0.4
2021-22	UVa	4-0	7/1.8	1-2	.500	0-1	.000	0-0	.000	0	0	0	0.0	0-0	0	2	0	1	2	0.5
2022-23	UVa	3-0	18/6.1	1-5	.200	1-3	.333	0-1	.000	0	0	0	0.0	1-0	4	2	0	0	3	1.0
TOTAL		29-0	120/4.1	8-26	.308	3-12	.250	0-1	.000	0	9	9	0.3	11-0	8	11	0	6	19	0.7

Single Game Highs

Statistic	Value
Points	3 vs Virginia Tech 01/04/20, vs Arizona St. 11/24/19, vs UMES 11/25/22
Rebounds	2 vs Massachusetts 11/23/19
Assists	2 vs Monmouth 11/11/22
Steals	1 6 times
FG Made	1 8 times
FG Attempts	3 vs James Madison 11/10/19, vs Arizona St. 11/24/19
3FG Made	1 vs Virginia Tech 01/04/20, vs Arizona St. 11/24/19, vs UMES 11/25/22
3FG Attempts	2 at Boston College 01/07/20, vs Arizona St. 11/24/19
FT Attempts	1 vs Monmouth 11/11/22

COLEMAN 2022-23 GAME-BY-GAME

Opponent	Date	GS	MIN	Total		3-Pointers		Free throws		Rebounds				PF-FO		A	TO	BLK	STL	PTS	AVG
				FG-FGA	PCT	3FG-3FGA	PCT	FT-FTA	PCT	OFF	DEF	TOT	AVG	PF	FO						
Monmouth	11/11/2022		08:30	0-1	.000	0-1	.000	0-1	.000	0	0	0	0.0	1	2	1	0	0	0	0	0.0
UMES	11/25/2022		04:42	1-2	.500	1-1	1.000	0-0	.000	0	0	0	0.0	0	1	1	0	0	0	3	1.5
UAlbany	12/28/2022		05:10	0-2	.000	0-1	.000	0-0	.000	0	0	0	0.0	0	1	0	0	0	0	0	1.0
Totals		0	18:22	1-5	.200	1-3	.333	0-1	.000	0	0	0	0.0	1	4	2	0	0	3	1.0	

Player Averages

Games Played	Minutes/game	Points/game	FG Pct	3FG Pct	FT Pct	Rebounds/game	Assists/game	Turnovers/game	Assist/Turnover ratio	Steals/game	Blocks/game
3	6.1	1.0	20.0	33.3	0.0	0.0	1.3	0.7	2.0	0.0	0.0



13 RYAN DUNN

Freshman • Guard • 6-8 • 208
Freeport, N.Y. • Perkiomen School

2022-23 HIGHLIGHTS

- Tallied 13 points, six rebounds, three blocks and two steals in collegiate debut vs. Monmouth (11/11/22)
- Played 12 minutes vs. UMES (11/25/22)
- Scored four points (4 of 4 FT) and had five rebounds in 15 minutes vs. FSU (12/3/22)
- Recorded four points, five rebounds and three blocks in 18 minutes vs. JMU (12/6/22)

DUNN CAREER STATISTICS

			Field Goals		3-Point		F-Throws		Rebounds				Scoring							
SEASON	TEAM	GP-GS	MIN/AVG	FG-FGA	FG%	3FG-3FGA	3FG%	FT-FTA	FT%	OFF	DEF	TOT	AVG	PF-FO	A TO	BLK	STL	PTS	AVG	
2022-23	UVa	10-0	124/12.4	9-19	.474	2-6	.333	6-9	.667	2	22	24	2.4	12-0	2	3	10	2	26	2.6
TOTAL		10-0	124/12.4	9-19	.474	2-6	.333	6-9	.667	2	22	24	2.4	12-0	2	3	10	2	26	2.6

Single Game Highs

Statistic	Value
Points	13 vs Monmouth 11/11/22
Rebounds	6 vs Monmouth 11/11/22
Assists	2 vs Monmouth 11/11/22
Steals	2 vs Monmouth 11/11/22
Blocks	3 vs Monmouth 11/11/22, vs James Madison 12/06/22
FG Made	5 vs Monmouth 11/11/22
FG Attempts	6 vs Monmouth 11/11/22
3FG Made	1 vs Monmouth 11/11/22, vs Baylor 11/18/22
3FG Attempts	2 vs James Madison 12/06/22
FT Made	4 vs Florida St. 12/03/22
FT Attempts	4 vs Monmouth 11/11/22, vs Florida St. 12/03/22

DUNN 2022-23 GAME-BY-GAME

Opponent	Date	GS	MIN	Total		3-Pointers		Free throws		Rebounds				PF	A	TO	BLK	STL	PTS	AVG
				FG-FGA	PCT	3FG-3FGA	PCT	FT-FTA	PCT	OFF	DEF	TOT	AVG							
Monmouth	11/11/2022		26:42	5-6	.833	1-1	1.000	2-4	.500	1	5	6	6.0	3	2	0	3	2	13	13.0
vs Baylor	11/18/2022		06:34	1-2	.500	1-1	1.000	0-1	.000	0	0	0	3.0	1	0	0	0	0	3	8.0
vs Illinois	11/20/2022		03:22	0-0	.000	0-0	.000	0-0	.000	0	1	1	2.3	0	0	0	0	0	0	5.3
UMES	11/25/2022		11:43	0-2	.000	0-1	.000	0-0	.000	0	0	0	1.8	0	0	1	1	0	0	4.0
at Michigan	11/29/2022		04:34	0-0	.000	0-0	.000	0-0	.000	0	1	1	1.6	0	0	0	0	0	0	3.2
Florida St.	12/03/2022		15:05	0-0	.000	0-0	.000	4-4	1.000	0	5	5	2.2	3	0	0	1	0	4	3.3
James Madison	12/06/2022		18:40	2-5	.400	0-2	.000	0-0	.000	0	5	5	2.6	3	0	0	3	0	4	3.4
Houston	12/17/2022		03:08	0-0	.000	0-0	.000	0-0	.000	0	1	1	2.4	0	0	0	0	0	0	3.0
at Miami (FL)	12/20/2022		16:28	0-2	.000	0-0	.000	0-0	.000	1	1	2	2.3	1	0	0	1	0	0	2.7
UAlbany	12/28/2022		18:02	1-2	.500	0-1	.000	0-0	.000	0	3	3	2.4	1	0	2	1	0	2	2.6
Totals		0	124:18	9-19	.474	2-6	.333	6-9	.667	2	22	24	2.4	12	2	3	10	2	26	2.6

Player Averages

Games Played	Minutes/game	Points/game	FG Pct	3FG Pct	FT Pct	Rebounds/game	Assists/game	Turnovers/game	Assist/Turnover ratio	Steals/game	Blocks/game
10	12.4	2.6	47.4	33.3	66.7	2.4	0.2	0.3	0.7	0.2	1.0



21 KADIN SHEDRICK

RS Junior • Forward • 6-11 • 231
Holly Springs, N.C. • Holly Springs

2022-23 HIGHLIGHTS

- Tallied 10 points, seven rebounds, two steals and two blocks vs. NCCU (11/7/22)
- Scored nine points along with a game-high seven rebounds vs. Monmouth (11/11/22)
- Registered 17 points and two blocks vs. Baylor (11/18/22)
- Recorded 13 points (4-4 FG, 5-5 FT), three steals and two blocks vs. UMES (11/25/22)
- Tallied 12 points (5-6 FG) and two steals at Michigan (11/29/22)
- Blocked four shots vs. FSU (12/3/22) and JMU (12/6/22)
- Scored team-high 16 points vs. Houston (12/17/22)
- Netted eight points and six rebounds vs. UAlbany (12/28/22)

SHEDRICK CAREER STATISTICS

SEASON	TEAM	GP-GS	MIN	Field Goals		3-Point		F-Throws		Rebounds				Scoring							
				FG-FGA	FG%	3FG-3FGA	3FG%	FT-FTA	FT%	OFF	DEF	TOT	AVG	PF-FO	A	TO	BLK	STL	PTS	AVG	
2020-21	UVa	11-0	87	7.9	11-21	.524	0-1	.000	6-9	.667	12	12	24	2.2	14-0	3	6	4	2	28	2.5
2021-22	UVa	35-19	727	20.8	91-142	.641	0-1	.000	61-86	.709	55	123	178	5.1	97-2	8	31	67	20	243	6.9
2022-23	UVa	11-10	249	22.7	35-51	.686	1-3	.333	28-35	.800	13	35	48	4.4	29-2	8	9	19	14	99	9.0
TOTAL	57-29	1063	18.7	137-214	.640	1-5	.200	95-130	.731	80	170	250	4.4	140-4	19	46	90	36	370	6.5	

Single Game Highs

Statistic	Value	
Points	20	at Louisville 03/05/22
Rebounds	13	at Miami (FL) 02/19/22
Assists	2	vs Gonzaga 12/26/20, at Miami (FL) 02/19/22, vs N.C. Central 11/07/22
Steals	3	vs Navy 11/09/21, vs Monmouth 11/11/22, vs UMES 11/25/22
Blocks	6	vs Clemson 12/22/21
FG Made	8	at Duke 02/07/22, at Louisville 03/05/22
FG Attempts	9	at Louisville 03/05/22
3FG Made	1	at Michigan 11/29/22
3FG Attempts	1	5 times
FT Made	10	vs Radford 11/12/21
FT Attempts	10	vs Radford 11/12/21

SHEDRICK 2022-23 GAME-BY-GAME

Opponent	Date	GS	MIN	Total		3-Pointers		Free throws		Rebounds				PF						
				FG-FGA	PCT	3FG-3FGA	PCT	FT-FTA	PCT	OFF	DEF	TOT	AVG	PF	A	TO	BLK	STL	PTS	AVG
N.C. Central	11/07/2022	*	27:15	3-6	.500	0-1	.000	4-4	1.000	2	5	7	7.0	3	2	0	2	2	10	10.0
Monmouth	11/11/2022	*	20:54	2-4	.500	0-0	.000	5-6	.833	2	5	7	7.0	2	0	1	1	3	9	9.5
vs Baylor	11/18/2022	*	32:16	6-6	1.000	0-0	.000	5-7	.714	0	3	3	5.7	5	1	2	2	2	17	12.0
vs Illinois	11/20/2022	*	19:21	2-3	.667	0-0	.000	3-4	.750	1	5	6	5.8	2	1	2	1	0	7	10.8
UMES	11/25/2022	*	17:01	4-4	1.000	0-0	.000	5-5	1.000	3	0	3	5.2	0	1	1	2	3	13	11.2
at Michigan	11/29/2022	*	22:14	5-6	.833	1-1	1.000	1-3	.333	0	1	1	4.5	5	0	0	0	2	12	11.3
Florida St.	12/03/2022	*	23:50	1-3	.333	0-0	.000	1-2	.500	2	4	6	4.7	4	0	0	4	0	3	10.1
James Madison	12/06/2022	*	24:59	1-3	.333	0-1	.000	0-0	.000	0	5	5	4.8	2	1	1	4	1	2	9.1
Houston	12/17/2022	*	28:49	7-8	.875	0-0	.000	2-2	1.000	2	1	3	4.6	3	1	1	1	0	16	9.9
at Miami (FL)	12/20/2022	*	10:43	1-2	.500	0-0	.000	0-0	.000	0	1	1	4.2	2	0	1	1	0	2	9.1
UAlbany	12/28/2022	*	22:00	3-6	.500	0-0	.000	2-2	1.000	1	5	6	4.4	1	1	0	1	1	8	9.0
Totals		10	249:22	35-51	.686	1-3	.333	28-35	.800	13	35	48	4.4	29	8	9	19	14	99	9.0

Player Averages

Games Played	Minutes/game	Points/game	FG Pct	3FG Pct	FT Pct	Rebounds/game	Assists/game	Turnovers/game	Assist/Turnover ratio	Steals/game	Blocks/game
11	22.7	9.0	68.6	33.3	80.0	4.4	0.7	0.8	0.9	1.3	1.7



22 FRANCISCO CAFFARO

RS Senior • Center • 7-1 • 254
 Santa Fe, Argentina • NBA Global Academy

2022-23 HIGHLIGHTS

- Tallied 10 points and four rebounds vs. NCCU (11/7/22)
- Missed Monmouth game due to participation with Argentina National Team at World Cup qualifier in the Dominican Republic on Nov. 10
- Scored nine points along with six rebounds for Argentina in a World Cup qualifier vs. the Dominican Republic on Nov. 10
- Recorded four points and two rebounds at Miami (12/20/22)

CAFFARO CAREER STATISTICS

SEASON	TEAM	GP-GS	MIN/AVG	Field Goals			3-Point		F-Throws		Rebounds				Scoring					
				FG-FGA	FG%	3FG-3FGA	3FG%	FT-FTA	FT%	OFF	DEF	TOT	AVG	PF-FO	A	TO	BLK	STL	PTS	AVG
2020-21	UVa	25-20	733/29.3	42-110	.382	9-37	.243	25-33	.758	5	66	71	2.8	37-0	75	29	10	30	118	4.7
2021-22	UVa	35-35	1228/35.1	115-256	.449	22-65	.338	35-46	.761	15	121	136	3.9	62-2	181	50	25	73	287	8.2
2022-23	UVa	10-10	284/28.4	30-69	.435	9-21	.429	25-31	.806	6	29	35	3.5	19-0	51	20	6	13	94	9.4
TOTAL		70-65	2246/32.1	187-435	.430	40-123	.325	85-110	.773	26	216	242	3.5	118-2	307	99	41	116	499	7.1

Single Game Highs

Statistic	Value	
Points	20	vs Clemson 12/22/21
Rebounds	12	at Louisville 03/05/22
Assists	11	vs Louisville 01/24/22
Steals	6	vs Navy 11/09/21
Blocks	2	9 times
FG Made	8	at Pittsburgh 01/19/22
FG Attempts	12	at North Carolina 01/08/22, vs Illinois 11/20/22
3FG Made	3	vs Clemson 12/22/21, at Pittsburgh 01/19/22, at Louisville 03/05/22
3FG Attempts	5	vs Clemson 12/22/21, at Pittsburgh 01/19/22
FT Made	6	vs Illinois 11/20/22
FT Attempts	8	vs Illinois 11/20/22

CAFFARO 2022-23 GAME-BY-GAME

Opponent	Date	GS	MIN	Total		3-Pointers		Free throws		Rebounds				PF	A	TO	BLK	STL	PTS	AVG
				FG-FGA	PCT	3FG-3FGA	PCT	FT-FTA	PCT	OFF	DEF	TOT	AVG							
N.C. Central	11/07/2022		10:12	3-3	1.000	0-0	.000	4-5	.800	1	3	4	4.0	2	1	0	0	0	10	10.0
vs Baylor	11/18/2022		06:18	1-1	1.000	0-0	.000	0-0	.000	2	0	2	3.0	2	0	0	0	0	2	6.0
vs Illinois	11/20/2022		09:43	1-1	1.000	0-0	.000	0-0	.000	1	1	2	2.7	2	0	1	1	0	2	4.7
UMES	11/25/2022		11:53	1-1	1.000	0-0	.000	0-0	.000	1	1	2	2.5	1	0	1	0	0	2	4.0
at Michigan	11/29/2022		03:57	0-1	.000	0-0	.000	0-0	.000	0	0	0	2.0	3	0	1	0	0	0	3.2
Florida St.	12/03/2022		03:48	0-0	.000	0-0	.000	0-0	.000	1	1	2	2.0	0	0	0	0	0	0	2.7
at Miami (FL)	12/20/2022		07:53	1-1	1.000	0-0	.000	2-2	1.000	1	1	2	2.0	2	0	1	0	0	4	2.9
UAlbany	12/28/2022		13:27	1-1	1.000	0-0	.000	0-5	.000	0	2	2	2.0	1	0	1	0	0	2	2.8
Totals		0	67:11	8-9	.889	0-0	.000	6-12	.500	7	9	16	2.0	13	1	5	1	0	22	2.8

Player Averages

Games Played	Minutes/game	Points/game	FG Pct	3FG Pct	FT Pct	Rebounds/game	Assists/game	Turnovers/game	Assist/Turnover ratio	Steals/game	Blocks/game
8	8.4	2.8	88.9	0.0	50.0	2.0	0.1	0.6	0.2	0.0	0.1



24 TRISTAN HOW

Junior • Forward • 6-7 • 202
Virginia Beach, Va. • Norfolk Collegiate

2022-23 HIGHLIGHTS

• Scored three points along with three rebounds in collegiate debut vs. Monmouth (11/11/22)

HOW CAREER STATISTICS

SEASON	TEAM	GP-GS	MIN	AVG	Field Goals		3-Point		F-Throws		Rebounds				Scoring					
					FG-FGA	FG%	3FG-3FGA	3FG%	FT-FTA	FT%	OFF	DEF	TOT	AVG	PF	FO	A	TO	BLK	STL
2022-23	UVa	1-0	5/5.0	1-1	1.000	0-0	.000	1-2	.500	1	2	3	3.0	1-0	0	0	0	0	3	3.0
TOTAL		1-0	5/5.0	1-1	1.000	0-0	.000	1-2	.500	1	2	3	3.0	1-0	0	0	0	0	3	3.0

Single Game Highs

Statistic	Value	
Points	3	vs Monmouth 11/11/22
Rebounds	3	vs Monmouth 11/11/22
FG Made	1	vs Monmouth 11/11/22
FG Attempts	1	vs Monmouth 11/11/22
FT Made	1	vs Monmouth 11/11/22
FT Attempts	2	vs Monmouth 11/11/22

HOW 2022-23 GAME-BY-GAME

Opponent	Date	GS	MIN	Total		3-Pointers		Free throws		Rebounds				PF	A	TO	BLK	STL	PTS	AVG
				FG-FGA	PCT	3FG-3FGA	PCT	FT-FTA	PCT	OFF	DEF	TOT	AVG							
Monmouth	11/11/2022		05:02	1-1	1.000	0-0	.000	1-2	.500	1	2	3	3.0	1	0	0	0	0	3	3.0
Totals		0	05:02	1-1	1.000	0-0	.000	1-2	.500	1	2	3	3.0	1	0	0	0	0	3	3.0

Player Averages

Games Played	Minutes/game	Points/game	FG Pct	3FG Pct	FT Pct	Rebounds/game	Assists/game	Turnovers/game	Assist/Turnover ratio	Steals/game	Blocks/game
1	5.0	3.0	100.0	0.0	50.0	3.0	0.0	0.0	0.0	0.0	0.0



2022-23 Virginia Men's Basketball Combined Team Statistics All games

Game Records

Record	Overall	Home	Away	Neutral
ALL GAMES	9-2	6-1	1-1	2-0
CONFERENCE	1-1	1-0	0-1	0-0
NON-CONFERENCE	8-1	5-1	1-0	2-0

Score by Periods

Team	1st	2nd	OT	TOT
Virginia	346	422	0	768
Opponents	314	330	0	644

Team Box Score

No.	Player				Total		3-Point		F-Throw		Rebounds											
		GP-GS	MIN	AVG	FG-FGA	FG%	3FG-3FGA	3FG%	FT-FTA	FT%	OFF	DEF	TOT	AVG	PF	DQ	A	TO	BLK	STL	PTS	AVG
1	GARDNER, Jayden	11-11	274:22	24.9	50-91	.549	0-0	.000	30-49	.612	24	42	66	6.0	16	0	6	10	7	11	130	11.8
0	CLARK, Kihei	11-11	359:32	32.7	34-85	.400	14-35	.400	41-54	.759	5	24	29	2.6	13	0	61	20	1	15	123	11.2
4	FRANKLIN, Armaan	11-11	290:18	26.4	38-92	.413	20-49	.408	22-27	.815	3	36	39	3.5	19	0	7	12	4	6	118	10.7
2	BEEKMAN, Reece	10-10	283:52	28.4	30-69	.435	9-21	.429	25-31	.806	6	29	35	3.5	19	0	51	20	6	13	94	9.4
21	SHEDRICK, Kadin	11-10	249:22	22.7	35-51	.686	1-3	.333	28-35	.800	13	35	48	4.4	29	2	8	9	19	14	99	9.0
5	VANDER PLAS, Ben	11-1	245:43	22.3	26-64	.406	13-41	.317	19-30	.633	9	32	41	3.7	19	0	17	7	4	3	84	7.6
11	MCKNEELY, Isaac	11-1	226:18	20.6	17-56	.304	13-41	.317	7-11	.636	3	20	23	2.1	10	0	9	9	1	4	54	4.9
24	HOW, Tristan	1-0	05:02	5.0	1-1	1.000	0-0	.000	1-2	.500	1	2	3	3.0	1	0	0	0	0	0	3	3.0
22	CAFFARO, Francisco	8-0	67:11	8.4	8-9	.889	0-0	.000	6-12	.500	7	9	16	2.0	13	0	1	5	1	0	22	2.8
13	DUNN, Ryan	10-0	124:18	12.4	9-19	.474	2-6	.333	6-9	.667	2	22	24	2.4	12	0	2	3	10	2	26	2.6
10	MURRAY, Taine	6-0	55:39	9.3	4-12	.333	1-8	.125	3-4	.750	0	9	9	1.5	5	0	3	1	2	0	12	2.0
12	COLEMAN, Chase	3-0	18:22	6.1	1-5	.200	1-3	.333	0-1	.000	0	0	0	0.0	1	0	4	2	0	0	3	1.0
Team											18	15	33					8				
Total		11	2200		253-554	.457	74-207	.357	188-265	.709	91	275	366	33.3	157	2	169	106	55	68	768	69.8
Opponents		11	2200		233-590	.395	76-230	.330	102-140	.729	101	246	347	31.5	214	7	110	136	39	53	644	58.5

Team Statistics

	UVA	OPP
Scoring	768	644
Points per game	69.8	58.5
Scoring margin	+11.3	-
Field goals-att	253-554	233-590
Field goal pct	.457	.395
3 point fg-att	74-207	76-230
3-point FG pct	.357	.330
3-pt FG made per game	6.7	6.9
Free throws-att	188-265	102-140
Free throw pct	.709	.729
F-Throws made per game	17.1	9.3
Rebounds	366	347
Rebounds per game	33.3	31.5
Rebounding margin	+1.7	-
Assists	169	110
Assists per game	15.4	10.0
Turnovers	106	136
Turnovers per game	9.6	12.4
Turnover margin	+2.7	-
Assist/turnover ratio	1.6	0.8
Steals	68	53
Steals per game	6.2	4.8
Blocks	55	39
Blocks per game	5.0	3.5
Winning streak	1	-
Home win streak	1	-
Attendance	97978	19457
Home games-Avg/Game	7-13997	2-9729
Neutral site-Avg/Game	-	2-3839

Team Results

Date	Opponent		Score	Att.
11/07/2022	N.C. Central	W	73-61	13238
11/11/2022	Monmouth	W	89-42	13487
11/18/2022	vs Baylor	W	86-79	0
11/20/2022	vs Illinois	W	70-61	7678
11/25/2022	UMES	W	72-45	13882
11/29/2022	at Michigan	W	70-68	12200
12/03/2022	Florida St.	W	62-57	14280
12/06/2022	James Madison	W	55-50	14193
12/17/2022	Houston	L	61-69	14629
12/20/2022	at Miami (FL)	L	64-66	7257
12/28/2022	UAlbany	W	66-46	14269



**2022-23 Virginia Men's Basketball
Points-rebounds-assists
All games**

Opponent	Date	Score	W	0	1	2	4	5	10	11	12	13	21	22
				CLARK,KIHE	GARDNER,JA	BEEKMAN,RE	FRANKLIN,A	VANDER PLA	MURRAY,TAI	MCKNEELY,I	COLEMAN,CH	DUNN,RYAN	SHEDRICK,K	CAFFARO,FR
N.C. Central	11/07/2022	73-61	W	9-2-5	3-9-0	10-3-5	21-4-1	7-4-2	0-1-0	3-1-0	DNP	DNP	10-7-2	10-4-1
Monmouth	11/11/2022	89-42	W	8-1-7	9-5-1	7-2-6	8-3-0	10-3-3	7-0-1	15-2-1	0-0-2	13-6-2	9-7-0	DNP
vs Baylor	11/18/2022	86-79	W	7-4-3	7-3-2	10-1-10	26-4-1	14-2-1	DNP	0-0-2	DNP	3-0-0	17-3-1	2-2-0
vs Illinois	11/20/2022	70-61	W	12-3-3	12-5-1	17-4-3	9-5-0	8-10-2	DNP	3-0-0	DNP	0-1-0	7-6-1	2-2-0
UMES	11/25/2022	72-45	W	5-2-8	26-3-0	9-5-2	5-4-3	2-7-2	1-4-1	6-3-0	3-0-1	0-0-0	13-3-1	2-2-0
at Michigan	11/29/2022	70-68	W	16-2-4	12-11-2	18-4-5	2-4-0	10-0-1	DNP	0-0-0	DNP	0-1-0	12-1-0	0-0-0
Florida St.	12/03/2022	62-57	W	18-3-3	10-7-0	7-4-5	9-2-0	7-4-1	DNP	4-5-0	DNP	4-5-0	3-6-0	0-2-0
James Madison	12/06/2022	55-50	W	18-2-7	14-8-0	2-0-1	8-3-2	3-5-1	0-0-1	4-2-1	DNP	4-5-0	2-5-1	DNP
Houston	12/17/2022	61-69	L	9-2-8	13-6-0	4-3-5	10-6-0	0-0-1	DNP	9-2-0	DNP	0-1-0	16-3-1	DNP
at Miami (FL)	12/20/2022	64-66	L	13-4-3	8-2-0	10-9-9	0-2-0	20-4-2	2-1-0	5-5-3	DNP	0-2-0	2-1-0	4-2-0
UAlbany	12/28/2022	66-46	W	8-4-10	16-7-0	DNP	20-2-0	3-2-1	2-3-0	5-3-2	0-0-1	2-3-0	8-6-1	2-2-0

Opponent	Date	Score	W	24
				HOW,TRISTA
N.C. Central	11/07/2022	73-61	W	DNP
Monmouth	11/11/2022	89-42	W	3-3-0
vs Baylor	11/18/2022	86-79	W	DNP
vs Illinois	11/20/2022	70-61	W	DNP
UMES	11/25/2022	72-45	W	DNP
at Michigan	11/29/2022	70-68	W	DNP
Florida St.	12/03/2022	62-57	W	DNP
James Madison	12/06/2022	55-50	W	DNP
Houston	12/17/2022	61-69	L	DNP
at Miami (FL)	12/20/2022	64-66	L	DNP
UAlbany	12/28/2022	66-46	W	DNP



**2022-23 Virginia Men's Basketball
Team Game-by-Game
All games**

Opponent	Date	Score	W	Total		3-Pointers		Free throws		Rebounds											
				FG-FGA	PCT	3FG-3FGA	PCT	FT-FTA	PCT	OFF	DEF	TOT	AVG	PF	A	TO	BLK	STL	PTS	AVG	
N.C. Central	11/07/2022	73-61	W	20-47	.426	11-25	.440	22-30	.733	10	27	37	37.0	12	16	8	4	4	73	73.0	
Monmouth	11/11/2022	89-42	W	30-54	.556	13-25	.520	16-25	.640	11	24	35	36.0	20	23	6	8	9	89	81.0	
vs Baylor	11/18/2022	86-79	W	25-45	.556	9-14	.643	27-35	.771	8	19	27	33.0	15	20	14	3	8	86	82.7	
vs Illinois	11/20/2022	70-61	W	20-48	.417	5-17	.294	25-32	.781	9	28	37	34.0	14	10	12	2	8	70	79.5	
UMES	11/25/2022	72-45	W	27-51	.529	5-15	.333	13-18	.722	7	26	33	33.8	11	18	10	5	10	72	78.0	
at Michigan	11/29/2022	70-68	W	27-53	.509	4-8	.500	12-19	.632	6	19	25	32.3	15	12	7	0	7	70	76.7	
Florida St.	12/03/2022	62-57	W	18-51	.353	5-19	.263	21-26	.808	12	26	38	33.1	17	9	12	10	4	62	74.6	
James Madison	12/06/2022	55-50	W	19-45	.422	5-21	.238	12-24	.500	3	30	33	33.1	14	14	9	10	6	55	72.1	
Houston	12/17/2022	61-69	L	20-48	.417	6-22	.273	15-17	.882	6	20	26	32.3	13	15	10	3	2	61	70.9	
at Miami (FL)	12/20/2022	64-66	L	22-60	.367	6-23	.261	14-19	.737	11	26	37	32.8	17	17	10	3	6	64	70.2	
UAlbany	12/28/2022	66-46	W	25-52	.481	5-18	.278	11-20	.550	8	30	38	33.3	9	15	8	7	4	66	69.8	
Total		768		253-554	.457	74-207	.357	188-265	.709	91	275	366	33.3	157	169	106	55	68	768	69.8	
Opponents		644		233-590	.395	76-230	.330	102-140	.729	101	246	347	31.5	214	110	136	39	53	644	58.5	

Virginia Averages

Games Played	Points/game	FG Pct	3FG Pct	FT Pct	Rebounds/game	Assists/game	Turnovers/game	Assist/Turnover ratio	Steals/game	Blocks/game
11	69.8	45.7	35.7	70.9	33.3	15.4	9.6	1.6	6.2	5.0



**2022-23 Virginia Men's Basketball
Opponents Game-by-Game
All games**

Opponent	Date	Score	W	Total		3-Pointers		Free throws		Rebounds										
				FG-FGA	PCT	3FG-3FGA	PCT	FT-FTA	PCT	OFF	DEF	TOT	AVG	PF	A	TO	BLK	STL	PTS	AVG
N.C. Central	11/07/2022	73-61	W	22-53	.415	8-19	.421	9-14	.643	8	19	27	27.0	25	8	8	4	6	61	61.0
Monmouth	11/11/2022	89-42	W	16-41	.390	3-11	.273	7-15	.467	6	15	21	24.0	21	5	21	0	3	42	51.5
vs Baylor	11/18/2022	86-79	W	28-58	.483	11-26	.423	12-14	.857	12	17	29	25.7	24	15	13	2	7	79	60.7
vs Illinois	11/20/2022	70-61	W	24-59	.407	9-26	.346	4-9	.444	11	23	34	27.8	22	11	13	4	5	61	60.8
UMES	11/25/2022	72-45	W	19-55	.345	3-18	.167	4-5	.800	8	21	29	28.0	16	7	15	2	5	45	57.6
at Michigan	11/29/2022	70-68	W	26-49	.531	8-19	.421	8-10	.800	5	24	29	28.2	16	10	12	9	3	68	59.3
Florida St.	12/03/2022	62-57	W	21-64	.328	6-18	.333	9-9	1.000	16	24	40	29.9	19	12	13	4	4	57	59.0
James Madison	12/06/2022	55-50	W	15-55	.273	7-23	.304	13-18	.722	13	28	41	31.3	21	5	12	1	8	50	57.9
Houston	12/17/2022	61-69	L	25-51	.490	8-21	.381	11-13	.846	7	23	30	31.1	17	17	8	3	4	69	59.1
at Miami (FL)	12/20/2022	64-66	L	21-53	.396	7-22	.318	17-22	.773	9	28	37	31.7	17	11	11	7	5	66	59.8
UAlbany	12/28/2022	66-46	W	16-52	.308	6-27	.222	8-11	.727	6	24	30	31.5	16	9	10	3	3	46	58.5
Total		644		233-590	.395	76-230	.330	102-140	.729	101	246	347	31.5	214	110	136	39	53	644	58.5
Virginia		768		253-554	.457	74-207	.357	188-265	.709	91	275	366	33.3	157	169	106	55	68	768	69.8

Opponents Averages

Games Played	Points/game	FG Pct	3FG Pct	FT Pct	Rebounds/game	Assists/game	Turnovers/game	Assist/Turnover ratio	Steals/game	Blocks/game
11	58.5	39.5	33.0	72.9	31.5	10.0	12.4	0.8	4.8	3.5