



VIRGINIA

VIRGINIA ATHLETICS MEDIA RELATIONS
 295 Massie Road, Room 154
 Charlottesville, VA 22904
Men's Basketball Contact: Erich Bacher
O: (434) 982-5530 **C:** (720) 318-5538
E-mail: bacher@virginia.edu
Web: VirginiaSports.com
Twitter: @UVAMensHoops, @ErichJBacher

24 NCAA TOURNAMENT APPEARANCES · 2019 NCAA CHAMPIONS · 3 NCAA FINAL FOURS · 11 ALL-AMERICANS · 27 ALL-ACC FIRST TEAM SELECTIONS

GAME INFORMATION

Date/Time: Wednesday, Jan. 18, 2023 / 7 p.m. ET
Site: Charlottesville, Va./John Paul Jones Arena (14,623)
TV: ESPN
Online: WatchESPN.com
 Dave O'Brien & Jay Bilas
Radio: Virginia Sports Radio Network
Online: VirginiaSports.com
 John Freeman & Jimmy Miller
Satellite Radio: SiriusXM (132 or 193), SXM App (965)
Live Stats: VirginiaSports.com
Twitter: @UVAMensHoops
Virginia All-Time vs. Virginia Tech: 96-58
Charlottesville: 41-13 (10-4 at JPJ)
Blacksburg: 23-32 (9-18 at Cassell Coliseum)
Neutral: 32-13
First Meeting: Feb. 20, 1915 (@Virginia 39, VT 21)
Last Meeting: Feb. 14, 2022 (@VT 62, VT 53)
Winning Streak: Virginia Tech, 1 game



[10] VIRGINIA CAVALIERS (13-3, 5-2 ACC)

Head Coach: Tony Bennett (Green Bay, 1992)
 UVA: 329-120 (14th season), Career: 398-153 (17th season)

VS.



VIRGINIA TECH HOKIES (11-6, 1-5 ACC)

Head Coach: Mike Young (Emory & Henry College, 1986)
 Virginia Tech: 65-42 (4th season), Career Record: 364-286 (21st season)

FOR OPENERS

- No. 10 Virginia is tied for third in the ACC at 5-2, while Virginia Tech is 12th at 1-5.
- Kihei Clark (110 wins) needs one win to pass Mamadi Diakite (110 from 2017-20) for first on UVA's career wins list.
- The Virginia-Virginia Tech game is part of the Smithfield Commonwealth Clash, which is a head-to-head, points-based athletics competition between the schools.
- UVA ranks fourth nationally in assist/turnover ratio (1.67), fifth in turnovers per game (9.5), 11th in scoring defense (59.4 ppg), 23rd in 3-point percentage (38.5%), 32nd in fouls per game (14.4) and 35th in turnover margin (3.3).

CAVALIERS VS. THE COMMONWEALTH

- UVA is 75-18 against teams from Virginia since 1999-00.
- UVA is 1-0 against the Commonwealth this season, posting a 55-50 win over JMU.
- The Cavaliers were 2-2 against the Commonwealth last season, including wins over Radford and Virginia Tech.
- UVA has won 28 of its last 34 games against teams from Virginia.

ALL-TIME VS. VIRGINIA TECH

- Virginia is 96-58 all-time vs. Virginia Tech, including a 40-13 mark in Charlottesville, in the series that dates to 1914-15.
- Virginia split two games against Virginia Tech last season, defeating the Hokies 54-52 at John Paul Jones Arena and losing 62-53 at Cassell Coliseum.
- The Cavaliers have a three-game home win streak vs. the Hokies at JPJ.
- The Cavaliers are 3-2 in their last five games against the Hokies and 6-10 in their last 10.
- Head coach Tony Bennett is 17-8 all-time vs. Virginia Tech.

LAST TIME VS. THE HOKIES

- Keve Aluma scored 24 points and blocked four shots to lead Virginia Tech to a 62-53 win over Virginia in a Commonwealth Clash at Cassell Coliseum on Monday, Feb. 14, 2022.
- Jayden Gardner recorded his sixth double-double of the season with team highs in points (17) and rebounds (15).
- UVA went 0 of 9 from 3-point range, failing to make a 3-pointer for the first time in 176 games.
- Virginia Tech shot 43.5 percent from the field, while Virginia shot 40 percent (30% in the second half).
- Tech made five 3-pointers and went 17 of 21 on free throws.

THERE'S NO PLACE LIKE HOME

- Virginia is 224-54 (.806), including an 8-1 mark in 2022-23, in 17 seasons at John Paul Jones Arena.
- UVA was 10-1 at JPJ in 2020-21 and is 186-38 (.830), including a 151-23 (.868) mark the past 11 seasons.
- UVA is an ACC-leading 81-13 (.862) in league home games over the past 11 seasons. Duke is second at 80-14 (.851).
- UVA has won 10+ home games for 13 straight seasons.

VIRGINIA RANKED NO. 10 IN LATEST AP POLL

- UVA is ranked No. 10 in the latest AP national poll and has been ranked in the top-20 in all 11 polls.
- UVA's No. 2 ranking on Dec. 12 as UVA's highest since spending the last two weeks at No. 2 in 2018-19.
- UVA returned to the top-5 for the first time on Nov. 21 since a No. 4-preseason ranking in 2020-21.
- The Cavaliers were ranked No. 18 in the AP Preseason poll.
- UVA was ranked in the preseason AP top-25 for the fifth straight year and ninth in the last 10 seasons.

2022-23 SCHEDULE/RESULTS - 13-3, 5-2 ACC

Date	Opponent	TV	Time/Result
Nov. 7	[18] NCCU	RSN	W, 73-61
Nov. 11	[18] Monmouth	RSN	W, 89-42
Nov. 14	[18] Northern Iowa	ACCN	Canceled
Nov. 18	[16] vs. Baylor (5) #	ESPN2	W, 86-79
Nov. 20	[16] vs. Illinois (19) #	ESPN	W, 70-61
Nov. 25	[5] UMES	ACCN	W, 72-45
Nov. 29	[3] at Michigan (RV) %	ESPN	W, 70-68
Dec. 3	[3] Florida State *	ESPN2	W, 62-57
Dec. 6	[3] JMU	ACCN	W, 55-50
Dec. 17	[2] Houston (5)	ESPN2	L, 69-61
Dec. 20	[6] at Miami (22) *	ACCN	L, 66-64
Dec. 28	[13] UAlbany	ACCN	W, 66-46
Dec. 31	[13] at Georgia Tech *	ACCN	W, 74-56
Jan. 3	[11] at Pittsburgh *	ACCN	L, 68-65
Jan. 7	[11] Syracuse *	ACCN	W, 73-66
Jan. 10	[13] North Carolina *	ESPN	W, 65-58
Jan. 14	[13] at Florida State *	ESPN2	W, 67-58
Jan. 18	[10] Virginia Tech *	ESPN2	7 p.m.
Jan. 21	[10] at Wake Forest *	ESPN2/U	2 p.m.
Jan. 28	Boston College *	RSN	Noon
Jan. 30	at Syracuse *	ESPN	7 p.m.
Feb. 4	at Virginia Tech *	ESPN2/U	Noon
Feb. 7	NC State *	ACCN	9 p.m.
Feb. 11	Duke *	ESPN/2	4 p.m.
Feb. 15	at Louisville *	ESPN/2/U	7 p.m.
Feb. 18	Notre Dame *	ESPN/2/U	Noon
Feb. 22	at Boston College *	RSN	7 p.m.
Feb. 25	at North Carolina *	ESPN	6/8 p.m.
Feb. 28	Clemson *	ACCN	7 p.m.
Mar. 4	Louisville *	ESPN/2	12/2/4 p.m.

Home games in Bold

All times Eastern
 # - Continental Tire Main Event, Las Vegas, Nev.
 % - ACC/B1G Challenge
 * - ACC Game

PRONUNCIATION GUIDE

Kihei Clark Key-HEY
 Francisco Caffaro CAF-uh-row
 Armaan Franklin Ar-MAHN
 Isaac Traudt Trout

HOO ARE THESE CAVALIERS?

- UVA returns all five starters from last season's team, which finished 21-14, 12-8 in the ACC (sixth) and advanced to the NIT.
- We play defense, take quality shots, pass the basketball, limit turnovers and transition points, rebound and play more defense.
- The Cavaliers return 91.4 percent of its scoring from last season, most among all NCAA Division I teams.
- Returning starters Kihei Clark (11 ppg, 6 apg), Reece Beekman (9.9 ppg, 3.4 rpg, 4.9 apg), Jayden Gardner (10.3 ppg, 4.9 rpg), Kadin Shedrick (8.3 ppg, 4.1 rpg, 1.7 bpg) and Armaan Franklin (11.9 ppg, 40.2% 3FG) have started 14 of 16 games.
- Clark, Beekman, Gardner, Franklin and Ben Vander Plas (7.9 ppg, 4.2 rpg) started at Florida State. Beekman missed his first career game vs. UAlbany due to injury.
- Isaac McKneely (5.9 ppg, 40.6% 3FG) Ryan Dunn (2.6 ppg, 2.5 rpg, 1 bpg), Francisco Caffaro (2 ppg, 1.9 rpg) and Taine Murray (1.7 ppg) provide depth off the bench.
- Isaac Traudt and Leon Bond III are redshirting this season.

LAST TIME OUT

- Armaan Franklin scored 20 points and Ben Vander Plas added 15 as then-No. 13 Virginia (13-3, 5-2 ACC) beat Florida State 67-58 during ACC action in Tallahassee Saturday (Jan. 14).
- Franklin drilled four 3-pointers and Vander Plas had three as the Hoos finished 11 of 22 from distance in the road win.
- Kihei Clark added nine points and six assists, and Ryan Dunn gave the Hoos a lift off the bench with nine points, four rebounds and three blocked shots.
- UVA shot 45 percent and had a season low six turnovers.
- Cameron Corhen led FSU with 15 points and Matthew Cleveland added 10 points and 10 rebounds.

HOOS AMONG ACC LEADERS

- UVA leads the ACC in scoring defense (59.4), 3-point percentage (38.5%), assists (15.9 apg), assist/turnover ratio (1.67)
- Kihei Clark leads the ACC in assists (6 apg) and assist/turnover ratio (2.82), and ranks 14th in steals (1.44 spg).
- Reece Beekman ranks second in assist/turnover ratio (2.74), third in assists (4.9 apg) and 12th in steals (1.47 spg).
- Kadin Shedrick ranks fourth in blocks (1.7 bpg) and Ryan Dunn ranks 12th (1.0 bpg).

VIRGINIA'S STARTING LINEUP AT FLORIDA STATE (1/14/23)

Pos.	No.	Player (Hometown)	Yr.	Ht.	Wt.	PPG	RPG	NOTES
G	0	Kihei Clark (Woodland Hills, Calif.)	Gr.	5-10	167	11.0	6.0(a)	1st all-time at UVA in games & minutes & second is assists
G	2	Reece Beekman (Milwaukee, Wis.)	Jr.	6-3	190	9.9	4.9(a)	2nd double-double vs. Baylor (10p, 10a); 13p, 5a, 5s vs. UNC
G	4	Armaan Franklin (Indianapolis, Ind.)	Sr.	6-4	200	11.9	4.3	10th 20-pt effort at FSU; 40.2% 3FG; 15.5 ppg last 6 games
F	1	Jayden Gardner (Wake Forest, N.C.)	Gr.	6-6	233	10.3	4.9	2,163 PTS, 1,006 REB; 41 20-point games (8 at UVA)
F	5	Ben Vander Plas (Ripon, Wis.)	Gr.	6-8	236	7.9	4.2	Ohio transfer has 1,699 career points, 825 rebounds & 230 3's
OFF THE BENCH								
F	21	Kadin Shedrick (Holly Springs, N.C.)	R-Jr.	6-11	231	8.3	4.1	69.1% FG & 82.6% FT; 2+ BLK in 27 games
G	11	Isaac McKneely (Poca, W.Va.)	Fr.	6-4	179	5.9	1.9	10+ PTS in 3 games; 37.3% 3FG; 13 of 23 3FG last 5 games
C	22	Francisco Caffaro (Sante Fe, Argentina)	R-Sr.	7-1	254	2.0	1.9	10 PTS & 4 REB vs. NCCU; 4 PTS & 2 REB at Miami; DNP at Pitt
G	13	Ryan Dunn (Freeport, N.Y.)	Fr.	6-8	208	2.6	2.5	9p, 4r, 3b at FSU; 13p, 6r, 3b, 2a, 2s vs. Monmouth; 11.4 mpg
G	10	Taine Murray (Auckland, N.Z.)	So.	6-5	205	1.7	1.3	7 PTS vs. Monmouth; 2 PTS in 9 minutes at Miami

VIRGINIA HEAD COACH TONY BENNETT

- Dean and Markel Families Head Men's Basketball Coach Tony Bennett has a 329-120 (.733) mark in 14 seasons at UVA and 398-153 (.722) career mark in 17 seasons as a head coach.
- Bennett passed Terry Holland (326-173, 16 seasons) as the all-time winningest coach at UVA with the win over Syracuse.
- Bennett needs two wins to reach 400 career wins.
- Bennett has guided the Cavaliers to five ACC regular-season titles (2014, 2015, 2018, 2019 and 2021), two ACC Tournament titles (2014 and 2018) and one NCAA national championship (2019).
- The three-time National (2007, 2015 and 2018) and four-time ACC Coach of the Year (2014, 2015, 2018 and 2019) guided UVA to its 10th consecutive postseason berth in 2021-22.
- In 2018-19, Bennett led the Cavaliers to their first NCAA national championship, a share of their ninth ACC regular-season title and a school-record 35 wins.
- Bennett is the third coach in ACC men's basketball history to lead his program to 11-straight winning conference seasons, joining North Carolina's Dean Smith (33) and Duke's Mike Krzyzewski (13).
- He has led UVA to outright ACC regular-season and tournament championships in the same season two times (2014 and 2018).
- Bennett is the fifth coach in ACC history to win at least three outright ACC regular-season titles (Frank McGuire, Dean Smith, Mike Krzyzewski and Roy Williams).
- UVA is 166-72 (.698) in ACC play (93-25 at home & 73-47 away), 186-38 (.830) at home and 162-47 (.775) in non-conference action (91-10 at JPI) under Bennett.
- Bennett ranks fifth all-time in winning percentage (.698) among ACC head coaches with 100 or more ACC wins.

PLAYER NOTES

- Shooting guard Armaan Franklin (26, 21, 20, 20) leads Virginia with four 20-point games, while Jayden Gardner (26), and Ben Vander Plas (20) have also registered 20-point efforts.
- Franklin has led UVA in scoring in six contests this season and needs 50 points to reach 1,000 career points.
- Franklin is averaging 7.3 rebounds over the last three games.
- Vander Plas collected 15 points, seven rebounds and three assists in his second start at Florida State (1/14/23).
- Vander Plas is averaging 16 points and 7.5 rebounds the past two games and is 8 of 19 from 3-point range over the past three games.
- Gardner (12 points, 11 rebounds) registered his 37th career double-double vs. Michigan.
- Gardner snared his 1,000th career rebound vs. Syracuse.
- Isaac McKneely matched a career high with four 3-pointers vs. Syracuse and has made at least one 3-pointer in 12 games.
- McKneely is shooting 56.5 percent (13 of 23) from 3-point range over the last five games.
- Reece Beekman registered his fifth career game with five or more steals vs. North Carolina (1/10).
- Beekman is shooting career bests from 3-point range (48.6%) and charity stripe (81%).

MORE ON THE COMMONWEALTH CLASH

- The Smithfield Commonwealth Clash encourages a friendly rivalry between Virginia and Virginia Tech across all school-sponsored sports with 21 individual event points on the line.
- The school that accumulates 11 points or more will be crowned the winner of the Virginia529 Commonwealth Clash trophy.
- The UVA-VT game is worth a half point in the Clash and the Cavaliers lead this year's Clash 4.5-1.0.
- UVA captured the Clash in 2015, 2016 and 2019, while Virginia Tech has won the Clash in 2017, 2018 and 2022. The 2020 and 2021 clashes were canceled due to the pandemic.

HEATING BACK UP

- UVA is averaging 69.5 points per game, most since averaging 71.4 points in 2018-19.
- UVA scored 70 or more points in its first six games (8 overall) for the first time since 2003-04 (8 games).
- UVA scored at least 70 points in six straight games for the first time since December of 2014.
- UVA shot 45.2 percent (47 of 104) from distance in its first six games and 43.6 percent (48 of 110) from 3-point range in its past four games.
- UVA is shooting 45.7 percent from the field, including 38.5 percent from 3-point range and 69.9 percent free throws.
- UVA's 38.5 percent 3-point percentage is its best since shooting 39.5 percent in 2018-19.
- UVA shot 44.9 percent from the field, including 32.3 percent from 3-point range, last season.

GRUMPY OLD MEN

- UVA's roster includes sixth-year Ben Vander Plas, fifth-years Francisco Caffaro, Kihei Clark and Jayden Gardner, fourth-years Chase Coleman, Armaan Franklin and Kadin Shedrick, and third-year Reece Beekman.
- The average age of the Cavaliers is 20.8 years old.
- Gardner ranks first among active Division I players in career

NATIONAL DEFENSIVE POINTS PER GAME

RANKINGS UNDER TONY BENNETT

Year	School	Pts/Gm	Rank
2006-07	Washington State	59.5	17th
2007-08	Washington State	56.4	3rd
2008-09	Washington State	55.4	1st
2009-10	Virginia	63.6	54th
2010-11	Virginia	62.4	36th
2011-12	Virginia	54.2	2nd
2012-13	Virginia	55.6	5th
2013-14	Virginia	55.7	1st
2014-15	Virginia	51.5	1st
2015-16	Virginia	60.1	2nd
2016-17	Virginia	56.4	1st
2017-18	Virginia	54.0	1st
2018-19	Virginia	56.1	1st
2019-20	Virginia	52.4	1st
2020-21	Virginia	60.5	6th
2021-22	Virginia	60.1	6th
2022-23	Virginia	59.4	11th

free throw attempts (756), second in free throws made (559), fourth in field goals made (796), sixth in points (2,163), ninth in rebounds (1,006) and double-doubles (37), and 10th in field goals attempted (1,586).

- Clark ranks seventh among active DI players in assists (635), 12th in assist/turnover ratio (2.06) and 17th in games (144).
- Gardner (2,163 points), Vander Plas (1,699 points) and Clark (1,258 points) have played in a combined 414 career games.

ABOUT THE 2022-23 SCHEDULE

- Three Virginia opponents are ranked in the latest AP Top-25 poll (Houston, Miami and Clemson), while four received votes.
- UVA is 2-2 vs. ranked foes (wins vs. Baylor and Illinois).

THE DEFENSE NEVER RESTS

- UVA ranks 11th nationally in scoring defense at 59.4 ppg.
- The Cavaliers ranked eighth nationally in scoring defense in 2021-22 at 60.1 ppg.
- UVA has limited its opponents to 40.3 percent field goal shooting, including 34.2 percent from 3-point range.
- The Cavaliers have forced 11 shot clock violations and have averaged 28 shot clock violations since 2019.
- UVA has outrebounded six opponents (NCCU, Monmouth, Illinois, UMEs, UAlbany & Georgia Tech).
- In 2021-22, the Cavaliers limited their opponents to 40.3 percent shooting and 33.6 percent from 3-point range.
- Bennett-coached teams have led the nation in scoring defense seven times and finished in the top-five nationally 11 times.

CLARK CAREER NOTES

- Kihei Clark became UVA's all-time leader in minutes (4,776) and games (144) this season, and needs 10 starts and 49 assists to become the all-time leader at UVA in those categories.
- Clark (110 wins) needs one win to pass Mamadi Diakite (110 from 2017-20) for first on UVA's career wins list.
- Clark (64 ACC wins) needs one ACC win to pass Diakite (64 from 2017-20) for first on UVA's ACC career wins (regular season and ACC Tournament) list.
- Clark needs seven ACC wins to pass Duke's Shane Battier (70 from 2017-20) for first on the career ACC wins (regular season and ACC Tournament) list.
- Clark (4,776 minutes) needs 20 minutes to pass Duke's Jon Scheyer (4,759 from 2003-06) for fourth on the ACC's career minutes played list.
- Clark ranks 30th on UVA's all-time scoring list 1,258 points. Clark needs five points to pass Tony Laquentano (1,263 from 1975-78) for 29th on the list.
- Clark (635 assists) needs 49 assists to pass John Crotty (683 from 1988-91) for first on UVA's all-time assists list.

BENNETT/VANDER PLAS CONNECTION

- Ohio transfer Bennett (Ben) Vander Plas was named after Tony Bennett's father, Dick Bennett.
- Vander Plas' father Dean Vander Plas was a collegiate teammate of Tony Bennett for three seasons under Dick Bennett at UW-Green Bay from 1989-91.
- Vander Plas registered 17 points in Ohio's 62-58 win over Virginia in the first round of the 2021 NCAA Tournament.

SUPER 70s AND AWESOME 80s

- Virginia is 152-11 when scoring at least 70 or more points under Tony Bennett.
- UVA is 8-0 when scoring 70 or more points in 2022-23.
- Virginia is 46-1 all-time under when scoring 80 or more points under Bennett with their lone loss a 93-81 setback at North Carolina in 2012-13.
- Bennett was 4-0 when scoring 80+ points at Washington State.
- UVA scored 100 points against Marshall (2018-19) for the first time under Tony Bennett and added 97 points against Coppin State (2018-19).
- UVA is 4-0 all-time when scoring 90 or more under Bennett.



TONY BENNETT

EDUCATION

College: Green Bay, 1992

COACHING EXPERIENCE

1999-00	Wisconsin (staff volunteer)
2000-01	Wisconsin (assistant coach)
2003-04	Washington State (assistant coach)
2004-06	Washington State (associate head coach)
2006-09	Washington State (head coach)
2009-	Virginia (head coach)

THE BENNETT RECORD

Year	School	Record (Conf)	Postseason
2006-07	Washington St.	26-8 (13-5)	NCAA 2nd Round
2007-08	Washington St.	26-9 (11-7)	NCAA Sweet 16
2008-09	Washington St.	17-16 (8-10)	NIT 1st Round
2009-10	Virginia	15-16 (5-11)	
2010-11	Virginia	16-15 (7-9)	
2011-12	Virginia	22-10 (9-7)	NCAA 2nd Round
2012-13	Virginia	23-12 (11-7)	NIT Quarterfinals
2013-14	Virginia	30-7 (16-2)	NCAA Sweet 16
2014-15	Virginia	30-4 (16-2)	NCAA Third Round
2015-16	Virginia	29-8 (13-5)	NCAA Elite Eight
2016-17	Virginia	23-11 (11-7)	NCAA 2nd Round
2017-18	Virginia	31-3 (17-1)	NCAA 1st Round
2018-19	Virginia	35-3 (16-2)	NCAA Champions
2019-20	Virginia	23-7 (15-5)	N/A
2020-21	Virginia	18-7 (13-4)	NCAA First Round
2021-22	Virginia	21-14 (12-8)	NIT Quarterfinals
2022-23	Virginia	13-3 (5-2)	
Total	17 seasons	398-153	
Virginia	14 seasons	329-120	

BENNETT VS. 2022-23 OPPONENTS

Opponent	Career	Virginia
UAlbany	1-0	1-0
Baylor	2-1	1-0
Boston College	10-4	10-4
UCLA	1-6	0-0
Clemson	14-4	14-4
Duke	5-13	5-13
Florida State	11-11	11-11
Georgia Tech	17-2	17-2
Houston	0-2	0-2
Illinois	1-0	1-0
JMU	4-1	4-1
Louisville	15-2	15-2
Maryland Eastern Shore	2-0	2-0
Miami	12-6	12-6
Michigan	2-0	2-0
Monmouth	2-0	2-0
North Carolina	13-10	13-9
NCCU	1-0	1-0
NC State	14-4	14-4
Northern Iowa	1-0	1-0
Notre Dame	12-2	11-2
Pitt	12-3	12-2
Syracuse	11-3	11-3
Virginia Tech	17-8	17-8
Wake Forest	10-5	10-5

VIRGINIA IN THE POLLS

Date	AP	Coaches
Preseason	18	18
Nov. 14	16	14
Nov. 21	5	6
Nov. 28	3	3
Dec. 5	3	3
Dec. 12	2	2
Dec. 19	6	6
Dec. 26	13	12
Jan. 2	11	11
Jan. 9	13	12
Jan. 16		

WATCH ME NOW

• Kihei Clark was named to Bob Cousy Award Top-20 Watch List for the fourth straight season.
 Jayden Gardner was named to Karl Malone Award Top-20 Watch List for the second straight season.
 • Gardner was a Wooden Preseason Top-50 Watch List honoree.

MEET THE ROOKIES

• The Cavaliers welcome freshmen Isaac McKneely (Mr. Basketball West Virginia), Isaac Traudt (Mr. Basketball Nebraska), Ryan Dunn (brother of MLB pitcher Justin Dunn) and Leon Bond III to this year's team.

LAND OF CHEESE

• In addition to head coach Tony Bennett (Green Bay) and Director of Scouting Brad Soderberg (Stevens Point), UVA's roster includes Wisconsin natives Reece Beekman (Milwaukee), Leon Bond III (Wauwatosa) and Ben Vander Plas (Ripon).

CAVALIERS ADD GEORGETOWN TRANSFER DANTE HARRIS

• UVA added Georgetown transfer Dante Harris on Jan. 4, 2023.
 • The 6-0, 170-pound guard averaged 10 points, 3.5 rebounds and 3.6 assists in 55 career games for the Hoyas from 2020-22. He shot 36.5 percent from the field and 79.8 percent from the free throw line. Harris scored in double figures 20 times, including a pair of 20-point games.
 • Harris averaged 11.9 points and 3.6 rebounds along with team-high in assists (118) as a sophomore in 2021-22.
 • He was named the Most Outstanding Player of the 2021 Big East Tournament as a freshman.
 • Harris will practice with the Cavaliers and have three years of eligibility beginning with the 2023-24 season.

CAVALIERS INK BUCHANAN AND GERTRUDE TO NLI's

• UVA signed Blake Buchanan (Coeur d'Alene, Idaho/Lake City), and Elijah Gertrude (Jersey City, N.J./Hudson Catholic Regional) to National Letters of Intent on Nov. 9.
 • Buchanan is a 6-10, 215-pound skilled forward who averaged 13 points and eight rebounds during his junior season at Lake City High School.
 • Buchanan is ranked No. 74 in the On3 rankings.
 • Gertrude is a 6-4, 180-pound athletic guard, who averaged 14.3 points as a junior for Hudson Catholic Regional H.S.
 • Gertrude is ranked No. 70 in the On3 rankings.

HOLDING FOES UNDER 50

• UVA is 109-2, including a 3-0 mark in 2022-23, when limiting foes to fewer than 50 points during the Tony Bennett era.
 • Bennett-coached teams are 134-3 when holding opponents to fewer than 50 points (25-1 in 3 years at Washington State).
 • UVA is 27-0 when holding foes to fewer than 40 under Bennett.

UVA VS. RANKED OPPONENTS

• UVA is 50-44 against ranked foes in the Tony Bennett era.
 • UVA is 2-2 vs. ranked opponents in 2022-23.
 • UVA's 11 ranked wins in 2018-19 marked a school record.
 • UVA is 163-337 vs. ranked opponents since 1953-54.
 • UVA is 1-31 all-time vs. No. 1-ranked opponents (86-73 win vs. No. 1 North Carolina on Jan. 30, 1986).

REECE IN RARE COMPANY

• Last season, Reece Beekman became the first ACC player since Grant Hill (1993-94) to register at least 175 assists, 50 steals and 25 blocks in a season.
 • Beekman joined UNC's Ty Lawson (2008-09), NC State's Chris Corchiani (1988-89) and Sidney Lowe (1980-81 & 1982-83), and Wake Forest's Muggsy Bogues (1984-85) to lead the ACC in assists, steals and assist-to-turnover ratio.

GARDNER EARNS PRESEASON ALL-ACC HONORS

• Jayden Gardner was named to the preseason All-ACC second team for the second consecutive season.
 • Gardner landed on the All-ACC third team in 2021-22 after ranking seventh in the ACC in field goal percentage (50.1%) and free throw percentage (79.3%), 12th in scoring (15.3 ppg) and 17th in rebounding (6.4 rpg).

VIRGINIA PICKED THIRD IN THE ACC

• UVA was selected third in the 2022-23 ACC Preseason Poll.
 • North Carolina is the preseason favorite, followed by Duke, Virginia, Miami and Florida State in the top five.
 • Voters selected Notre Dame sixth, followed by Virginia Tech, Syracuse, Wake Forest and NC State. Clemson was picked 11th, while Louisville, BC, Pitt and Georgia Tech rounded out the voting.
 • UVA has finished at or higher than their predicted finish in 12 of the last 14 seasons.

2021-22 SEASON HIGHLIGHTS

• Virginia finished the 2021-22 season with a 21-14 record and finished sixth in the ACC at 12-8.
 • The Cavaliers earned their 14th NIT berth and 10th consecutive postseason berth.
 • UVA won 21 or more games for the 10th time under head coach Tony Bennett.
 • UVA won 12 or more ACC games for the fourth straight year.
 • UVA advanced to the ACC tournament quarterfinals.
 • UVA finished with .500 or better road record (7-6) for the sixth straight year.
 • UVA captured the Roman Legends Classic in Newark, N.J., defeating Georgia (65-55) and Providence (58-40).
 • UVA posted three quad one wins (Providence, Duke & Miami).
 • UVA added four quad two wins (@Syracuse, @Clemson, Virginia Tech and Miami).

CAVALIERS IN THE NBA

• Malcolm Brogdon (Indiana), Mamadi Diakite (Cleveland), Joe Harris (Brooklyn), Anthony Gill (Washington), Sam Hauser (Boston), De'Andre Hunter (Atlanta), Ty Jerome (Golden State), Braxton Key (Detroit) and Trey Murphy III (New Orleans) are former Cavaliers who are currently playing in the NBA.
 • Diakite, Jerome and Key are on two-way contracts.
 • In addition, Indiana head coach Rick Carlisle is a Virginia alum who led Dallas to an NBA title and helped the Cavaliers to an NCAA Final Four in 1984.

ON THE HORIZON

• No. 10 Virginia travels to Wake Forest (13-5, 5-2 ACC) Saturday, Jan. 21. Tipoff at Joel Coliseum is set for 2 p.m.

UVA RECORDS WATCH

No.	Name	Career Wins at UVA
1.	Tony Bennett (2009-)	329
2.	Terry Holland (1974-90)	326

No.	Name	Player Wins at UVA
1.	Kihei Clark (2019-)	110
	Mamadi Diakite (2016-20)	110

No.	Name	Player ACC Wins at UVA
1.	Kihei Clark (2019-)	64
	Mamadi Diakite (2016-20)	64

No.	Name	Career Minutes
1.	Kihei Clark (2019-)	4,776

No.	Name	Career Games
1.	Kihei Clark (2019-)	144

No.	Name	Career Assists
1.	John Crotty (1988-91)	683
2.	Kihei Clark (2019-)	635

No.	Name	Career Starts
1.	London Perrantes (2014-17)	132
2.	Joe Harris (2013-14)	128
	Ralph Sampson (1980-83)	128
	Bryant Stith (1989-92)	128
5.	Ted Jeffries (1990-93)	127
6.	Junior Burrough (1992-95)	125
7.	Kihei Clark (2019-)	124

No.	Name	Career Points
26.	Kyle Guy (2017-19)	1,323
27.	Norman Nolan (1995-98)	1,321
28.	Cory Alexander (1992-95)	1,286
29.	Tony Laquintano (1960-62)	1,263
30.	Kihei Clark (2019-)	1,258

UVA'S RECORD UNDER TONY BENNETT WHEN..

	All	2022-23
Leading at the half	257-32	8-1
Trailing at the half	62-82	5-2
Tied at the half	10-5	0-0
Playing Overtime	11-10	0-0
Shooting 50% or better	126-11	4-0
Shooting between 40-49.9%	160-45	8-2
Shooting less than 40%	43-64	1-1
Opponents shoot 50% or better	25-32	1-0
Opponents shoot less than 50%	304-88	12-3
UVA outrebounds its opponent	229-37	6-0
Opponent outrebounds UVA	91-79	7-2
Teams are tied in rebounds	9-4	0-1
UVA has 10 or more steals	28-5	3-0
UVA shoots 70% FT or better	203-66	5-3
UVA shoots less than 70% FT	126-55	8-0
Scoring less than 50 points	10-19	0-0
Scoring 50-59 points	47-47	1-0
Scoring 60-69 points	120-42	4-3
Scoring 70-79 points	110-10	6-0
Scoring 80-89 points	38-1	2-0
Scoring more than 90 points	4-0	0-0
Allowing fewer than 50 points	109-2	3-0
Allowing fewer than 40 points	27-0	0-0
Playing in John Paul Jones Arena	186-38	8-1
Playing on the road	88-59	3-2
Playing on a neutral court	55-23	2-0
Game decided by 1-4 points	49-49	1-2
Game decided by 5-10 points	82-31	7-1
Game decided by 11+ points	198-40	5-0
Playing at night	226-83	9-2
Playing in the afternoon	103-37	4-1
Playing on Monday	32-15	1-0
Playing on Tuesday	54-14	3-2
Playing on Wednesday	55-16	1-0
Playing on Thursday	21-10	0-0
Playing on Friday	36-11	3-0
Playing on Saturday	93-44	4-1
Playing on Sunday	37-10	1-0
Playing in November	78-15	6-0
Playing in December	58-17	4-2
Playing in January	79-29	3-1
Playing in February	64-34	0-0
Playing in March	48-25	0-0
Playing in April	2-0	0-0

CAVALIERS IN THE PROS

Justin Anderson (2013-15), Fort Wayne (G League)
Darion Atkins (2012-15), Trento (Italian Serie A)
Malcolm Brogdon (2012-16), Boston (NBA)
Mamadi Diakite (2016-20), Cleveland (NBA/G League)
Anthony Gill (2014-16), Washington (NBA)
Kyle Guy (2017-19), Joventut (Liga ACB)
Devon Hall (2015-18), Milano (Italian Serie A)
Joe Harris (2011-14), Brooklyn (NBA)
Sam Hauser (2021), Boston (NBA)
De'Andre Hunter (2017-19), Atlanta (NBA)
Ty Jerome (2017-19), Golden State (NBA)
Braxton Key (2019-20), Motor City (G League), Detroit (NBA)
Sylvan Landesberg (2009-10), Shandong-Heroes (CBA)
Jerome Meyinsse (2007-10), Ironi Hai (Israel Winner)
Laurynas Mikalauskas (2006-08), Telsiai (Lithuanian NKL)
Akil Mitchell (2011-14), AEK Athens (Greek GBL)
Trey Murphy III (2021), New Orleans (NBA)
London Perrantes (2014-17), Hapoel Galil Gilboa (Israeli Winner)
Jack Salt (2016-19), Taylor (New Zealand NBL)
Mike Scott (2008-12), Sluc Nancy Basket Pro (French ProA)
Kody Stattmann (2019-22), Brisbane (Australian NBL)
Mike Tobey (2013-16), Barcelona (Liga ACB)
Tomas Woldetensae (2020-21), Varese (Italian Serie A2)

GAME 1 - NO. 18 VIRGINIA 73, NCCU 61



Official Basketball Box Score - Final
N.C. Central at Virginia
11/07/22 John Paul Jones Arena, Charlottesville
2022-23 Men's Basketball

Game Time: 9:00 PM
Game Duration: 1:58
Attendance: 13,328

Box score table for N.C. Central vs Virginia. Columns include NO. Name, Min, FG, 3P, FT, Rebounds, Fouls, TP, AS, TO, ST, Blocks, +/-, and Shooting By Period.

Box score table for Virginia vs NCCU. Columns include NO. Name, Min, FG, 3P, FT, Rebounds, Fouls, TP, AS, TO, ST, Blocks, +/-, and Shooting By Period.

Summary statistics table for Game 1, including NCC and UVA performance metrics like Biggest lead, Best Scoring Run, and Time with Lead.

GAME 2 - NO. 18 VIRGINIA 89, MONMOUTH 42



Official Basketball Box Score - Final
Monmouth at Virginia
11/11/22 John Paul Jones Arena, Charlottesville
#18 Virginia vs Monmouth Men's Basketball

Game Time: 9:00 PM
Game Duration: 1:54
Attendance: 13,487

Officials: Ted Valentine, Jeffrey Clark, Justin Porterfield

Box score table for Monmouth vs Virginia. Columns include NO. Name, Min, FG, 3P, FT, Rebounds, Fouls, TP, AS, TO, ST, Blocks, +/-, and Shooting By Period.

Box score table for Virginia vs Monmouth. Columns include NO. Name, Min, FG, 3P, FT, Rebounds, Fouls, TP, AS, TO, ST, Blocks, +/-, and Shooting By Period.

Summary statistics table for Game 2, including MON and UVA performance metrics like Biggest lead, Best Scoring Run, and Time with Lead.

GAME 3 - NO. 16 VIRGINIA 86, NO. 5 BAYLOR 79



Official Basketball Box Score - Final
Virginia at Baylor
11/19/22 T-Mobile Arena, Las Vegas
2022-23 Men's Basketball

Game Time: 4:00 PM
Game Duration: 2:19

Officials: Ray Nall, Bert Smith, Greg Nixon

Box score table for Virginia vs Baylor. Columns include NO. Name, Min, FG, 3P, FT, Rebounds, Fouls, TP, AS, TO, ST, Blocks, +/-, and Shooting By Period.

Box score table for Baylor vs Virginia. Columns include NO. Name, Min, FG, 3P, FT, Rebounds, Fouls, TP, AS, TO, ST, Blocks, +/-, and Shooting By Period.

Summary statistics table for Game 3, including vir and bay performance metrics like Biggest lead, Best Scoring Run, and Time with Lead.

GAME 4 - NO. 16 VIRGINIA 70, NO. 19 ILLINOIS 61



Official Basketball Box Score - Final
Illinois at Virginia
11/20/22 T-Mobile Arena, Las Vegas
2022-23 Men's Basketball

Game Time: 12:00 PM
Game Duration: 2:05

Officials: Bert Smith, Ray Nall, Greg Nixon

Box score table for Illinois vs Virginia. Columns include NO. Name, Min, FG, 3P, FT, Rebounds, Fouls, TP, AS, TO, ST, Blocks, +/-, and Shooting By Period.

Box score table for Virginia vs Illinois. Columns include NO. Name, Min, FG, 3P, FT, Rebounds, Fouls, TP, AS, TO, ST, Blocks, +/-, and Shooting By Period.

Summary statistics table for Game 4, including ill and uva performance metrics like Biggest lead, Best Scoring Run, and Time with Lead.

GAME 5 - NO. 5 VIRGINIA 72, MARYLAND EASTERN SHORE 45



Official Basketball Box Score - Final
UMES at Virginia
11/25/22 John Paul Jones Arena, Charlottesville

Game Time: 6:00 PM
Game Duration: 1:42
Attendance: 13,882

No. 5 Virginia vs Maryland-Eastern Shore Men's Basketball
Officials: Brian O'Connell, Tommy Morrissey, Dwayne Gladson

Box score for Game 5: Virginia vs UMEs. Includes player stats like points, rebounds, assists, and team totals. Virginia totals: 72 points, 15 rebounds, 11 assists, 5 steals, 2 blocks, 5 turnovers.

Shooting By Period for Game 5. Shows FG, 3PT, and FT percentages for Virginia: 1st (10-27, 37.0%), 2nd (9-28, 32.1%), 3rd (2-9, 22.2%), 4th (5-8, 62.5%).

Box score for Game 5: Virginia vs UMEs. Includes player stats like points, rebounds, assists, and team totals. Virginia totals: 72 points, 15 rebounds, 11 assists, 5 steals, 2 blocks, 5 turnovers.

Shooting By Period for Game 5. Shows FG, 3PT, and FT percentages for UMEs: 1st (15-25, 60.0%), 2nd (12-26, 46.2%), 3rd (3-10, 30.0%), 4th (5-8, 62.5%).

Summary statistics for Game 5: MES vs UVA. Biggest lead, Best Scoring Run, Lead Changes, Times Tied, Time with Lead.

Period by Period Scoring for Game 5. Shows points and turnovers for MES and UVA in the 1st and 2nd halves.

GAME 6 - NO. 3 VIRGINIA 70, MICHIGAN 68



Official Basketball Box Score - Final
Virginia at Michigan
11/29/22 Crisler Center, Ann Arbor

Game Time: 9:30 PM
Game Duration: 2:04
Attendance: 12,200

2022-23 Men's Basketball
Officials: Technical Fouls:NONE

Box score for Game 6: Virginia vs Michigan. Includes player stats like points, rebounds, assists, and team totals. Virginia totals: 70 points, 19 rebounds, 12 assists, 7 steals, 9 blocks, 2 turnovers.

Shooting By Period for Game 6. Shows FG, 3PT, and FT percentages for Virginia: 1st (8-19, 42.1%), 2nd (12-29, 41.4%), 3rd (0-0, 0%), 4th (0-0, 0%).

Box score for Game 6: Michigan vs Virginia. Includes player stats like points, rebounds, assists, and team totals. Michigan totals: 68 points, 24 rebounds, 15 assists, 6 steals, 3 blocks, 9 turnovers.

Shooting By Period for Game 6. Shows FG, 3PT, and FT percentages for Michigan: 1st (19-31, 61.3%), 2nd (7-13, 53.8%), 3rd (0-0, 0%), 4th (0-0, 0%).

Summary statistics for Game 6: Virg vs Mich. Biggest lead, Best Scoring Run, Lead Changes, Times Tied, Time with Lead.

Period by Period Scoring for Game 6. Shows points and turnovers for Virg and Mich in the 1st and 2nd halves.

GAME 7 - NO. 3 VIRGINIA 62, FLORIDA STATE 57



Official Basketball Box Score - Final
Florida St. at Virginia
12/03/22 John Paul Jones Arena, Charlottesville

Game Time: 2:00 PM
Game Duration: 2:08
Attendance: 14,280

No. 3 Virginia vs Florida State Men's Basketball
Officials: Ron Groover, Doug Simons, Clarence Armstrong

Box score for Game 7: Virginia vs Florida St. Includes player stats like points, rebounds, assists, and team totals. Virginia totals: 62 points, 19 rebounds, 12 assists, 10 steals, 5 blocks, 5 turnovers.

Shooting By Period for Game 7. Shows FG, 3PT, and FT percentages for Virginia: 1st (7-28, 25.0%), 2nd (9-24, 37.5%), 3rd (3-9, 33.3%), 4th (3-5, 60.0%).

Box score for Game 7: Virginia vs Florida St. Includes player stats like points, rebounds, assists, and team totals. Virginia totals: 62 points, 19 rebounds, 12 assists, 10 steals, 5 blocks, 5 turnovers.

Shooting By Period for Game 7. Shows FG, 3PT, and FT percentages for Florida St.: 1st (6-26, 23.1%), 2nd (12-25, 48.0%), 3rd (2-8, 25.0%), 4th (2-6, 33.3%).

Summary statistics for Game 7: FSU vs UVA. Biggest lead, Best Scoring Run, Lead Changes, Times Tied, Time with Lead.

Period by Period Scoring for Game 7. Shows points and turnovers for FSU and UVA in the 1st and 2nd halves.

GAME 8 - NO. 3 VIRGINIA 55, JMU 50



Official Basketball Box Score - Final
James Madison at Virginia
12/06/22 John Paul Jones Arena, Charlottesville

Game Time: 8:00 PM
Game Duration: 2:10
Attendance: 19,193

2022-23 Men's Basketball
Officials: Jamie Luckie, Job Hartness, Justin Porterfield

Box score for Game 8: Virginia vs JMU. Includes player stats like points, rebounds, assists, and team totals. Virginia totals: 55 points, 21 rebounds, 14 assists, 12 steals, 8 blocks, 5 turnovers.

Shooting By Period for Game 8. Shows FG, 3PT, and FT percentages for Virginia: 1st (4-13, 30.8%), 2nd (11-27, 40.7%), 3rd (4-12, 33.3%), 4th (0-0, 0%).

Box score for Game 8: Virginia vs JMU. Includes player stats like points, rebounds, assists, and team totals. Virginia totals: 55 points, 21 rebounds, 14 assists, 12 steals, 8 blocks, 5 turnovers.

Shooting By Period for Game 8. Shows FG, 3PT, and FT percentages for JMU: 1st (11-27, 40.7%), 2nd (3-13, 23.1%), 3rd (2-5, 40%), 4th (2-4, 50%).

Summary statistics for Game 8: JMU vs UVA. Biggest lead, Best Scoring Run, Lead Changes, Times Tied, Time with Lead.

Period by Period Scoring for Game 8. Shows points and turnovers for JMU and UVA in the 1st and 2nd halves.

GAME 9 - NO. 5 HOUSTON 69, NO. 2 VIRGINIA 61



Official Basketball Box Score - Final
Houston at Virginia
12/17/22 John Paul Jones Arena, Charlottesville
No. 2 Virginia vs No. 5 Houston Men's Basketball

Game Time: 2:00 PM
Game Duration: 1:56
Attendance: 14,629

Officials: Ron Groover, Pat Driscoll, Brent Hampton

Box score table for Game 9 showing player stats for Houston (69) and Virginia (61). Includes columns for NO. Name, Min, FG, 3P, FT, Rebounds, Fouls, TP, AS, TO, ST, Blocks, +/-.

Shooting By Period table for Game 9 showing FG%, 3PT%, FT%, GM FG%, and FT% for 1st and 2nd halves.

Box score table for Game 9 showing player stats for Virginia (61) and Houston (69). Includes columns for NO. Name, Min, FG, 3P, FT, Rebounds, Fouls, TP, AS, TO, ST, Blocks, +/-.

Shooting By Period table for Game 9 showing FG%, 3PT%, FT%, GM FG%, and FT% for 1st and 2nd halves.

Summary table for Game 9 including Biggest lead, Best Scoring Run, Lead Changes, Times Tied, and Time with Lead.

GAME 10 - NO. 22 MIAMI 66, NO. 6 VIRGINIA 64



Official Basketball Box Score - Final
Virginia at Miami (FL)
12/20/22 Watson Center, Coral Gables
2022-23 Men's Basketball

Game Time: 8:30 PM
Game Duration: 2:11
Attendance: 2,757

Officials: Ted Valentine, Bill Covington Jr., Tony Henderson

Box score table for Game 10 showing player stats for Virginia (64) and Miami (66). Includes columns for NO. Name, Min, FG, 3P, FT, Rebounds, Fouls, TP, AS, TO, ST, Blocks, +/-.

Shooting By Period table for Game 10 showing FG%, 3PT%, FT%, GM FG%, and FT% for 1st and 2nd halves.

Box score table for Game 10 showing player stats for Miami (66) and Virginia (64). Includes columns for NO. Name, Min, FG, 3P, FT, Rebounds, Fouls, TP, AS, TO, ST, Blocks, +/-.

Shooting By Period table for Game 10 showing FG%, 3PT%, FT%, GM FG%, and FT% for 1st and 2nd halves.

Summary table for Game 10 including Biggest lead, Best Scoring Run, Lead Changes, Times Tied, and Time with Lead.

GAME 11 - NO. 13 VIRGINIA 66, UALBANY 46



Official Basketball Box Score - Final
UAlbany at Virginia
12/28/22 John Paul Jones Arena, Charlottesville
No. 13 Virginia vs UAlbany Men's Basketball

Game Time: 6:00 PM
Game Duration: 1:53
Attendance: 14,289

Officials: Lee Cassell, Paul Szec, Jenna Reuse

Box score table for Game 11 showing player stats for UAlbany (46) and Virginia (66). Includes columns for NO. Name, Min, FG, 3P, FT, Rebounds, Fouls, TP, AS, TO, ST, Blocks, +/-.

Shooting By Period table for Game 11 showing FG%, 3PT%, FT%, GM FG%, and FT% for 1st and 2nd halves.

Box score table for Game 11 showing player stats for Virginia (66) and UAlbany (46). Includes columns for NO. Name, Min, FG, 3P, FT, Rebounds, Fouls, TP, AS, TO, ST, Blocks, +/-.

Shooting By Period table for Game 11 showing FG%, 3PT%, FT%, GM FG%, and FT% for 1st and 2nd halves.

Summary table for Game 11 including Biggest lead, Best Scoring Run, Lead Changes, Times Tied, and Time with Lead.

GAME 12 - NO. 13 VIRGINIA 74, GEORGIA TECH 56



Official Basketball Box Score - Final
Virginia at Georgia Tech
12/31/22 McCamish Pavilion, Atlanta
2022-23 Men's Basketball

Game Time: 12:00 PM
Game Duration: 1:55
Attendance: 5,371

Officials: Bert Smith, Tommy Morrissey, Courtney Smith

Box score table for Game 12 showing player stats for Virginia (74) and Georgia Tech (56). Includes columns for NO. Name, Min, FG, 3P, FT, Rebounds, Fouls, TP, AS, TO, ST, Blocks, +/-.

Shooting By Period table for Game 12 showing FG%, 3PT%, FT%, GM FG%, and FT% for 1st and 2nd halves.

Box score table for Game 12 showing player stats for Georgia Tech (56) and Virginia (74). Includes columns for NO. Name, Min, FG, 3P, FT, Rebounds, Fouls, TP, AS, TO, ST, Blocks, +/-.

Shooting By Period table for Game 12 showing FG%, 3PT%, FT%, GM FG%, and FT% for 1st and 2nd halves.

Summary table for Game 12 including Biggest lead, Best Scoring Run, Lead Changes, Times Tied, and Time with Lead.

GAME 13 - PITTSBURGH 68, NO. 11 VIRGINIA 65



Official Basketball Box Score - Final
Virginia at Pittsburgh
01/03/23 Petersen Events Center, Pittsburgh
2022-23 Men's Basketball

Game Time: 9:00 PM
Game Duration: 2:00
Attendance: 4,464

Officials: Ted Valentine, Pat Driscoll, Matt Potter

Box score table for Virginia vs Pittsburgh. Includes columns for NO. Name, Min, FG, 3P, FT, Rebounds, Fouls, TP, AS, TO, ST, Blocks, +/- and Totals.

Shooting By Period table for Virginia vs Pittsburgh. Includes 1st FG%, 3PT%, FT%, 2nd FG%, 3PT%, FT%, GM FG%, 3PT%, FT%, and Dead Ball Rebounds.

Technical Fouls: NONE

Box score table for Pittsburgh vs Virginia. Includes columns for NO. Name, Min, FG, 3P, FT, Rebounds, Fouls, TP, AS, TO, ST, Blocks, +/- and Totals.

Shooting By Period table for Pittsburgh vs Virginia. Includes 1st FG%, 3PT%, FT%, 2nd FG%, 3PT%, FT%, GM FG%, 3PT%, FT%, and Dead Ball Rebounds.

Technical Fouls: NONE

Summary statistics table for Game 13. Includes Biggest lead, Best Scoring Run, Lead Changes, Times Tied, Time with Lead, Points from Turnovers, Paint, Second Chance, Fast Breaks, Bench, and Period by Period Scoring.

GAME 14 - NO. 11 VIRGINIA 73, SYRACUSE 66



Official Basketball Box Score - Final
Syracuse at Virginia
01/07/23 John Paul Jones Arena, Charlottesville
2022-23 Men's Basketball

Game Time: 5:00 PM
Game Duration: 2:04
Attendance: 14,217

Officials: Jamie Lucke, Clarence Armstrong, Jeff Poff

Box score table for Syracuse vs Virginia. Includes columns for NO. Name, Min, FG, 3P, FT, Rebounds, Fouls, TP, AS, TO, ST, Blocks, +/- and Totals.

Shooting By Period table for Syracuse vs Virginia. Includes 1st FG%, 3PT%, FT%, 2nd FG%, 3PT%, FT%, GM FG%, 3PT%, FT%, and Dead Ball Rebounds.

Technical Fouls: NONE

Box score table for Virginia vs Syracuse. Includes columns for NO. Name, Min, FG, 3P, FT, Rebounds, Fouls, TP, AS, TO, ST, Blocks, +/- and Totals.

Shooting By Period table for Virginia vs Syracuse. Includes 1st FG%, 3PT%, FT%, 2nd FG%, 3PT%, FT%, GM FG%, 3PT%, FT%, and Dead Ball Rebounds.

Technical Fouls: NONE

Summary statistics table for Game 14. Includes Biggest lead, Best Scoring Run, Lead Changes, Times Tied, Time with Lead, Points from Turnovers, Paint, Second Chance, Fast Breaks, Bench, and Period by Period Scoring.

GAME 15 - NO. 13 VIRGINIA 65, NORTH CAROLINA 58



Official Basketball Box Score - Final
North Carolina at Virginia
01/14/23 John Paul Jones Arena, Charlottesville
2022-23 Men's Basketball

Game Time: 9:00 PM
Game Duration: 2:01
Attendance: 14,629

Officials: Ron Groover, Lee Cassel, Doug Shaws

Box score table for North Carolina vs Virginia. Includes columns for NO. Name, Min, FG, 3P, FT, Rebounds, Fouls, TP, AS, TO, ST, Blocks, +/- and Totals.

Shooting By Period table for North Carolina vs Virginia. Includes 1st FG%, 3PT%, FT%, 2nd FG%, 3PT%, FT%, GM FG%, 3PT%, FT%, and Dead Ball Rebounds.

Technical Fouls: NONE

Box score table for Virginia vs North Carolina. Includes columns for NO. Name, Min, FG, 3P, FT, Rebounds, Fouls, TP, AS, TO, ST, Blocks, +/- and Totals.

Shooting By Period table for Virginia vs North Carolina. Includes 1st FG%, 3PT%, FT%, 2nd FG%, 3PT%, FT%, GM FG%, 3PT%, FT%, and Dead Ball Rebounds.

Technical Fouls: NONE

Summary statistics table for Game 15. Includes Biggest lead, Best Scoring Run, Lead Changes, Times Tied, Time with Lead, Points from Turnovers, Paint, Second Chance, Fast Breaks, Bench, and Period by Period Scoring.

GAME 16 - NO. 13 VIRGINIA 67, FLORIDA STATE 58



Official Basketball Box Score - Final
Virginia at Florida State
01/14/23 Donald L. Tucker Center, Tallahassee
2022-23 Men's Basketball

Game Time: 4:00 PM
Game Duration: 1:56
Attendance: 9,043

Officials: Ted Valentine, Tim Clougherty, Lamar Simpson

Box score table for Virginia vs Florida State. Includes columns for NO. Name, Min, FG, 3P, FT, Rebounds, Fouls, TP, AS, TO, ST, Blocks, +/- and Totals.

Shooting By Period table for Virginia vs Florida State. Includes 1st FG%, 3PT%, FT%, 2nd FG%, 3PT%, FT%, GM FG%, 3PT%, FT%, and Dead Ball Rebounds.

Technical Fouls: NONE

Box score table for Florida State vs Virginia. Includes columns for NO. Name, Min, FG, 3P, FT, Rebounds, Fouls, TP, AS, TO, ST, Blocks, +/- and Totals.

Shooting By Period table for Florida State vs Virginia. Includes 1st FG%, 3PT%, FT%, 2nd FG%, 3PT%, FT%, GM FG%, 3PT%, FT%, and Dead Ball Rebounds.

Technical Fouls: NONE

Summary statistics table for Game 16. Includes Biggest lead, Best Scoring Run, Lead Changes, Times Tied, Time with Lead, Points from Turnovers, Paint, Second Chance, Fast Breaks, Bench, and Period by Period Scoring.

THE LAST TIME

VIRGINIA INDIVIDUALS

- **Scored 30 points:** Kyle Guy vs. Marshall (12/31/18)
- **Scored 40 points:** Sean Singletary (41) at Miami (3/1/08)
- **Two players with 20 points:** Jay Huff (21) and Sam Hauser (21) vs. Syracuse (1/25/21)
- **Three players with 20 points:** Chris Williams (27), Roger Mason, Jr. (22) and Donald Hand (20) vs. Duke (1/5/00)
- **Four players with 20 points:** Chris Williams (23), Donald Hand (22), Adam Hall (21) and Travis Watson (20) vs. Georgetown (3/15/00)
- **A player with back-to-back 25-point games:** Joe Harris, 26 vs. Virginia Tech (2/12/13), 27 at North Carolina (2/16/13)
- **One player scored in double figures:** Jayden Gardner (17) vs. North Carolina (3/10/22)
- **No players scored in double figures:** vs. Florida (3/18/17)
- **Five players scored in double figures:** Armaan Franklin (16), Reece Beekman (13), Isaac McKneely (12), Kadin Shedrick (11) Jayden Gardner (10) vs. Syracuse (1/7/23)
- **Six players scored in double figures:** Sean Singletary (27), Adrian Joseph (13), Jamil Tucker (13), Mamadi Diane (12), Calvin Baker (11) and Laurynas Mikaluskas (11) vs. Maryland (3/9/08)
- **Seven players scored in double figures:** Cornel Parker (20), Junior Burrough (15), Ted Jeffries (14), Cory Alexander (13), Jason Williford (12), Yuri Barnes (11) and Doug Smith (11) vs. Clemson (1/13/93)
- **Had 15 rebounds:** Mike Tobey (16) vs. Tennessee State (11/25/14)
- **Had 20 rebounds:** Mike Tobey (20) vs. Louisville (3/5/16)
- **Had 25 rebounds:** Bob Mortell (25) vs. Washington & Lee (2/27/60)
- **Two players with 10 rebounds:** Francisco Caffaro (12) and Jayden Gardner (10) at Notre Dame (1/29/22)
- **Three players with 10 rebounds:** Jay Huff (12), Kihei Clark (11) and Braxton Key (10) at Syracuse (11/6/19)
- **Double-Double:** Jayden Gardner (12 points, 11 rebounds) at Michigan (11/29/22)
- **Two players had a double-double:** Jayden Gardner (22 points, 10 rebounds) and Francisco Caffaro (11 points and 12 rebounds) at Notre Dame (1/29/22)
- **Three players had a double-double:** Jason Williford (10 pts, 15 rebs), Ted Jeffries (23 pts, 10 rebs), and Cornel Parker (11 pts, 11 rebs) at William & Mary (1/25/93)
- **Double-Double with points and assists:** Reece Beekman (11 points, 10 assists) vs. Baylor (11/18/22)
- **Triple-Double:** Ralph Sampson (15 pts, 22 rebs, 10 blks) vs. Old Dominion (12/29/79)
- **Three Double-Doubles in a row:** Sam Hauser [3] (13 pts, 10 rebs) at Notre Dame (12/30/20), (16 pts, 11 rebs) vs. Wake Forest (1/6/21), (17 pts, 10 rebs) at Boston College (1/9/21)
- **Four Double-Doubles in a row:** Mike Scott [5] (27 pts, 15 rebs) vs. Oklahoma (11/23/10), (16 pts, 10 rebs) vs. Wichita State (11/24/10), (17 pts, 12 rebs) at Minnesota (11/29/10), (21 pts, 13 rebs) at Virginia Tech (12/5/10), (10 pts, 13 rebs) vs. Radford (12/7/10)
- **20 points and 20 rebounds:** Travis Watson (21 points, 20 rebounds) vs. Wofford (1/2/03)
- **20 points and 10 rebounds:** Jayden Gardner (22 points, 10 rebounds) at Notre Dame (1/29/22)
- **13 assists:** Kihei Clark (13) vs. Navy (12/29/19)
- **11 assists:** Kihei Clark (11) vs. Syracuse (1/7/23)
- **10 assists:** Kihei Clark (11) vs. Syracuse (1/7/23)
- **5 blocked Shots:** Kadin Shedrick (6) vs. Clemson (12/22/21)
- **5 steals:** Reece Beekman (5) vs. North Carolina (1/10/23)
- **Led UVA in points, rebounds and assists:** Sam Hauser (15 points, 9 rebounds, 3 assists) vs. Ohio (3/20/21)
- **Hit a last second shot to win a game:** Reece Beekman at Duke (2/7/22) [3-pointer with 1.1 seconds remaining]
- **Played more than 40 minutes:** Reece Beekman (45) at North Texas (3/20/22)
- **Played 40 minutes:** Kihei Clark (40), vs. St. Bonaventure (3/22/22)

VIRGINIA TEAM

- **Won in Overtime:** 71-69 at North Texas (3/20/22)
- **Lost in Overtime:** 63-55 vs. Syracuse (1/11/20)
- **Played Two Overtimes:** at Virginia Tech, 80-78 2 OT (2/12/17)
- **Played Three Overtimes:** vs. Georgetown, L 115-111 (3/15/00)
- **Shot 70 percent for a half:** 70.4% (19-27) vs. Austin Peay - 1st Half (11/13/17)
- **Shot 60 percent in a game:** 60% (30-50) vs. Miami (2/5/22)
- **Shot less than 30 percent in a game:** 29.5% (13-44) vs. VCU (12/9/18)
- **Shot 100 percent from the free throw line:** 100% (3-3) vs. Miami (2/5/22) & (14-14) vs. NC State (2/24/21)
- **Shot 90 percent from the free throw line:** 91.3% (21-23) vs. Georgia Tech (2/12/22)
- **Shot 70 percent from 3-point line:** 72% (18-25) at Syracuse (3/4/19)
- **Shot less than 30 percent in a half:** 28% (7-25) in 1st Half vs. St. Bonaventure (3/22/22)
- **Shot less than 20 percent in a half:** 18.5% (5-27) in 1st Half vs. North Carolina (3/10/22)
- **Shot 55 percent or better and lost:** 58.5% (31-53) at North Carolina (2/16/13)
- **Shot 50 percent or better and lost:** 52.6% (30-57) vs. Iowa (11/29/21)
- **Attempted 50 FTs:** 52 (made 34) vs. Howard (12/12/94)
- **Attempted 35 3-pointers:** 38 (11-38) vs. Va. Tech (2/10/18)
- **Did Not Attempt a FT:** 0 vs. Wisconsin (11/27/17)
- **Made 30 FTs:** 31 (31 of 36) vs. Tennessee (3/18/07)
- **Made 15 3-pt FGs:** 15 at Clemson (1/16/21)
- **Failed to make a 3-pt FG:** vs. Louisville (0 of 6) (3/9/22)
- **Had 50 rebounds:** 50 vs. JMU (11/10/19)
- **Had 25 assists:** 26 vs. Iowa State (3/25/16)
- **Had 15 steals:** 16 vs. NC State (2/24/08)
- **Had 10 blocks:** 10 vs. JMU (12/6/22)
- **Scored 50 pts in a half:** 56 vs. Baylor, 2nd half (11/18/22)
- **Scored 60 pts in a half:** 60 vs. Gonzaga, 1st half (1/3/07)
- **Scored 70 pts in a half:** 70 vs. Coastal Carolina, 2nd half (11/20/00)
- **Scored 100 pts (ACC):** 103 vs. Maryland (1/16/07)
- **Scored 100 pts (non-conf):** 100 vs. Marshall (12/31/18)
- **Scored under 20 pts in 1st half:** 17 vs. St. Bonaventure (3/22/22)
- **Scored under 20 pts in 2nd half:** 19 at North Carolina (2/18/17)
- **Scored under 50 pts in a game:** 43 vs. North Carolina (3/10/22)
- **Defeated top-5 opponent:** 86-79 vs. #5 Baylor (11/18/22)
- **Defeated top-5 opponent on the road:** 65-63 at #4 Duke (1/27/18)
- **Defeated top-5 opponent at neutral site:** 86-79 vs. #5 Baylor (11/18/22)
- **Defeated top-ranked opponent:** 86-73 vs. #1 North Carolina (1/30/86)
- **Won when trailing by 16 points:** Trained 32-16 during 63-61 vs. Ohio State (11/30/16)
- **Won when trailing by 17 points:** Trained 31-14 during 61-58 overtime win vs. Maryland (3/10/13)

OPPONENT INDIVIDUALS

- **Scored 30 points:** Buddy Boeheim (31), Syracuse (3/11/21)
- **Scored 35 points:** Carsen Edwards (42), Purdue (3/30/19)
- **Scored 40 points:** Carsen Edwards (42), Purdue (3/30/19)
- **Scored 50 points:** Len Chappell (50), Wake (2/12/62)
- **Two players with 20 points:** Jericole Hellems (21) and Tarquavion Smith (20) at NC State (1/22/22)
- **Two players with 25 points:** Corey Kispert (32) and Drew Timme (29) vs. Gonzaga (12/26/20)
- **Three players with 20 points:** Jordan McRae (21), Jarnell Stokes (20), Josh Richardson (20), at Tennessee (12/30/13)
- **Two players with 30 points:** Trevor Powell (31) and Tony Smith (31) at Marquette (2/3/90)
- **No players scored in double figures:** Lehigh (11/26/21)
- **Five players scored in double figures:** Jarace Walker (17), Marcus Sasser (13), Tramon Mark (13), Jamal Shead (11), J'Wan Roberts (10) vs. Houston (12/17/22)
- **Six players scored in double figures:** C.J. Harris (15), Ari Stewart (12), Travis McKie (12), J.T. Terrell (11), Ty Walker (11), Gary Clark (10), at Wake Forest (1/29/11)
- **Seven players scored in double figures:** Stanley Burrell (15), Drew Lavender (13), C.J. Anderson (12), B.J. Raymond (12), Josh Duncan (11), Charles Bronson (11) and Jason Love (10), at Xavier (1/3/08)
- **Double-Double:** Dominick Welch (10 points, 10 rebounds), St. Bonaventure (3/22/22)
- **Double-Double with points and assists:** Keifer Sykes (21 pts, 10 assts), at Green Bay (12/7/13)
- **Two players had a double-double:** Marvin Bagley III (30 pts, 14 rebs) & Wendell Carter Jr. (14 pts, 15 rebs), Duke (1/27/18)
- **Player had 20 points and 20 rebounds:** Armando Bacot (29 points, 22 rebounds), North Carolina (1/8/222)
- **Had 15 rebounds:** Amando Bacot (16), North Carolina (2/20/20)
- **Had 20 rebounds:** Armando Bacot (22), North Carolina (1/8/22)
- **Had 10 assists:** Keifer Sykes (10), at Green Bay (12/7/13)
- **5 Blocked Shots:** Moses Wright (5), Georgia Tech (1/23/21)
- **5 Steals:** Jordan Miller (7), Miami (2/5/22) & Jose Alvarado (6), Georgia Tech (1/23/21)
- **Hit a last second shot to win a game:** Matthew Cleveland, Florida State (2/26/22), 3-pointer at the end of regulation

OPPONENT TEAM

- **Shot less than 30 percent in a game:** 27.3% (15-55), JMU (12/6/22)
- **Shot less than 30 percent in a game (ACC):** 27.1% (13-48), Virginia Tech (1/4/20)
- **Shot 60 percent in a game:** 60% (30-50) at NC State (1/22/22)
- **Shot 55 percent or better and lost:** 55.3% (26-47), Cleveland State (11/25/09)
- **Scored 100 pts:** 106, Washington (11/22/10)
- **Scored 90 pts in an ACC game:** 93, North Carolina (2/16/13)
- **Scored 60 pts in a half:** 60, at Miami, 2nd half (3/1/08)
- **Scored 50 pts in a half:** 54, vs. Gonzaga, 2nd half (12/26/21)
- **Scored 45 pts in the first half:** 45, at Florida State (2/15/21)
- **Scored under 10 pts in 1st half:** 7, at Pitt (2/24/18)
- **Scored under 20 pts in 1st half:** 19, Georgia Tech (2/12/22)
- **Scored under 20 pts in 2nd half:** 19, vs. Towson (11/25/20)
- **Scored under 40 pts in a game:** 39, vs. Virginia Tech (1/4/20)
- **Had 25 assists:** 27, at Xavier (1/3/08)
- **Had 15 steals:** 15, VMI (11/16/08)
- **Had 10 blocks:** 10 at Maryland (3/5/11)
- **Failed to make a 3-pt FG:** Georgia Tech (1/22/15)

JOHN PAUL JONES ARENA RECORDS

VIRGINIA PLAYERS

Points: 40, J.R. Reynolds vs. Wake Forest, 1/21/07
 Most 1st Half Points: 23, Sean Singletary vs. Virginia Tech, 1/16/08
 Most 2nd Half Points: 26, Sylven Landesberg vs. Boston College, 2/4/09
 Rebounds: 20, Mike Tobey vs. Louisville, 3/5/16
 Field Goals: 14, Jayden Gardner vs. FDU, 12/18/21
 Field Goal Attempts: 23, Sylven Landesberg vs. Boston College, 2/4/09
 Field Goal Pct.: 1.000 (9-9), Mike Scott vs. Wake Forest, 2/8/12
 3-Point Field Goals: 8, Mustapha Farrakhan vs. Howard, 1/4/11
 3-Point FG Attempts: 12, Sean Singletary vs. Gonzaga, 1/3/07
 12, Sean Singletary vs. Georgia Tech, 2/24/07
 3-Point FG Pct.: 1.000 (5-5), Malcolm Brogdon vs. Boston College, 2/3/16
 1.000 (5-5), Justin Anderson vs. Tennessee State, 11/25/14
 1.000 (4-4), De'Andre Hunter vs. Coppin State, 11/16/18
 1.000 (4-4), London Perrantes vs. Miami, 2/26/14
 1.000 (4-4), Joe Harris vs. Hampton, 11/26/13
 Free Throws Made: 14, Sean Singletary vs. Hampton, 12/16/06
 14, Sylven Landesberg vs. Florida State, 1/24/09
 Free Throw Attempts: 16, Sean Singletary vs. Hampton, 12/16/06
 FT Pct.: 1.000 (14-14), Sylven Landesberg vs. Florida State, 1/24/09
 1.000 (12-12), Malcolm Brogdon vs. Villanova, 12/19/15
 Assists: 12, Ty Jerome vs. Virginia Tech, 1/15/19
 Steals: 7, Sean Singletary vs. NC State, 2/24/08
 Blocks: 10, by Jay Huff vs. Duke, 2/29/20

VIRGINIA TEAM

Most Points: 108 vs. Gonzaga, 1/3/07
 Fewest Points: 38 vs. Wisconsin, 12/4/13
 Most 1st Half: 60 vs. Gonzaga, 1/3/07
 Fewest 1st Half: 15 vs. Iowa State, 12/30/10
 Most 2nd Half: 57 vs. Arizona, 11/12/06
 Fewest 2nd Half: 15 vs. Duke, 2/16/11
 Rebounds: 54 vs. UMES, 11/26/06
 Field Goals: 43 vs. VMI, 11/16/08
 Field Goal Attempts: 82 vs. UNC, 1/15/09
 Field Goal Pct.:667 (32-48) vs. Howard, 1/4/11
 3-Pt. FG: 18 vs. Gonzaga, 1/3/07
 3-Pt. FG Attempts: 38 vs. Virginia Tech, 2/10/18
 3-Point FG Pct.:727 (8-11) vs. North Texas, 11/20/12
 Free Throws: 39 vs. Maryland, 1/16/07
 FT Attempted: 49 vs. Maryland, 1/16/07
 Fewest FT Attempted: 0 vs. Wisconsin, 11/27/17
 Free Throw Pct.: 1.000 (19-19) vs. Winthrop, 11/15/11
 Assists: 24 vs. Howard, 11/14/07
 24 vs. VMI, 11/16/08
 Steals: 16 vs. NC State, 2/24/08
 Blocks: 13 vs. Duke, 2/29/20
 Most Turnovers: 21 vs. Longwood, 12/7/07
 21 vs. Hampton, 12/19/07
 Fewest Turnovers: 2 vs. Louisville, 2/7/15

MISCELLANEOUS

Biggest Comeback: 19 points vs. Arizona, 11/12/06
 Biggest Lead Given up in a Loss: 14 points vs. Bradley, 3/26/08
 Largest Lead: 59 vs. Coppin State, 11/16/18
 57 points vs. Grambling State, 11/22/16
 Biggest Deficit: 38 points vs. Clemson, 2/7/08
 Largest Margin of Victory: 57 vs. Coppin State, 11/16/18
 56 points vs. Grambling State, 11/22/16
 Largest Margin of Defeat: 31 points vs. Clemson, 2/7/08
 Overtime Games (Record): 12 (6-6); Last: 71-64 win vs. Kent State, 12/4/20

OPPONENT PLAYERS

Points: 32, 3x last by DeWayne Jackson, Morgan State, 12/19/12
 Most 1st Half Points: 19, DeWayne Jackson, Morgan State, 12/19/12
 Most 2nd Half Points: 28, Talor Battle, Penn State, 11/30/09
 Rebounds: 16, 2x last by Janelle Hagins, Delaware, 11/13/12
 Field Goals: 13, Elijah Millsap, UAB, 12/30/09
 Field Goal Attempts: 24, Malcolm Delaney, Virginia Tech, 1/28/10
 Field Goal Pct.:875 (7-8), Ahmed Grant, UNC Wilmington, (1/18/10)
 3-Point Field Goals: 8, K.C. Rivers, Clemson, 2/7/08
 3-Pt. FG Attempts: 15, Malcolm Delaney, Virginia Tech, 2/19/11
 3-Pt. FG Pct.: 1.000 (5-5), Tony Dukes, USC Upstate, 11/15/10
 Free Throws Made: 15, Tyler Hansbrough, North Carolina, 1/15/09
 FT Attempted: 17, Tyler Hansbrough, North Carolina, 1/15/09
 FT Pct.: 1.000 (8-8), Tyrese Rice, Boston College, 2/4/09
 1.000 (8-8), Sean Mosley, Maryland, 3/6/10
 1.000 (7-7), Roy Devyn Marble, Iowa, 3/27/13
 Assists: 11, Cliff Hammonds, Clemson, 2/7/08
 Steals: 7, Jordan Miller, Miami, 2/5/22
 Blocks: 6, 2x, last by Mouhamadou Gueye, Stony Brook, 12/18/19

OPPONENT TEAM

Most Points: 97, VMI, 11/16/08
 Fewest Points: 26, Maine, 11/27/19
 Most 1st Half: 50, North Carolina, 1/15/09
 Fewest 1st Half: 8, Harvard, 12/21/14
 Most 2nd Half: 61, Gonzaga, 1/3/07
 Fewest 2nd Half: 11, JMU, 11/10/19
 Rebounds: 48, North Carolina, 2/25/12
 Field Goals: 37, VMI, 11/16/08
 Field Goal Attempts: 79, VMI, 11/16/08
 Field Goal Pct.:566 (30-53) Liberty, 11/25/08
 3-Pt. FG: 16, Clemson, 2/7/08
 3-Pt. FG Attempts: 39, Hartford, 12/30/07
 3-Point FG Pct.:619 (13-21) Duke, 2/9/19
 Free Throws: 26, Boston College, 2/4/09
 FT Attempted: 31, Boston College, 2/4/09
 Free Throw Pct.: 1.000 (15-15) Iowa, 3/27/13
 Zero Free Throw Attempts: Miami, 2/5/22
 Assists: 22, Clemson, 2/7/08
 Steals: 15, VMI, 11/16/08
 Blocks: 10, Radford, 11/21/08
 10, North Carolina, 1/15/09
 Most Turnovers: 25, NC State, 2/24/08
 Fewest Turnovers: 4, Clemson, 1/31/12

RECORD AT JOHN PAUL JONES ARENA

2006-07 to present. 277 games - 223-54 (.805)

LONGEST WINNING STREAKS

24 games from 2/7/15 vs. Louisville through 11/30/16 vs. Ohio State
 21 games from 12/21/13 vs. Northern Iowa through 1/22/15 vs. Georgia Tech

LONGEST ACC WINNING STREAK

21 games from 1/6/13 vs. North Carolina through 1/22/15 vs. Georgia Tech

LONGEST LOSING STREAK

4 games from 2/6/10 vs. Wake Forest through 3/6/10 vs. Maryland



2022-23 Virginia Men's Basketball



0 · KIHEI CLARK
Gr. · G · 5-10 · 167
Woodland Hills, Calif.




1 · JAYDEN GARDNER
5th Year · F · 6-6 · 233
Wake Forest, N.C.




2 · REECE BEEKMAN
Jr. · G · 6-3 · 190
Milwaukee, Wis.




4 · ARMAAN FRANKLIN
Sr. · G · 6-4 · 200
Indianapolis, Ind.



5 · BEN VANDER PLAS
Gr. · F · 6-8 · 236
Ripon, Wis.



10 · TAINÉ MURRAY
So. · G · 6-5 · 205
Auckland, N.Z.



11 · ISAAC MCKNEELY
Fr. · G · 6-4 · 179
Poca, W.Va.



12 · CHASE COLEMAN
Sr. · G · 5-10 · 165
Norfolk, Va.



13 · RYAN DUNN
Fr. · G · 6-8 · 208
Freeport, N.Y.



21 · KADIN SHEDRICK
R-Jr. · F · 6-11 · 231
Raleigh, N.C.



22 · FRANCISCO CAFFARO
R-Sr. · C · 7-1 · 254
Sante Fe, Argentina



23 · ISAAC TRAUDT
Fr. · F · 6-10 · 229
Grand Island, Neb.



24 · TRISTAN HOW
Jr. · F · 6-7 · 202
Virginia Beach, Va.



35 · LEON BOND III
Fr. · G/F · 6-5 · 200
Wauwatosa, Wis.



TONY BENNETT
Head Coach
14th Season



KIHEI CLARK

Graduate Student • Guard • 5-10 • 167
Woodland Hills, Calif. • Taft Charter

2022-23 HIGHLIGHTS

- Cousy Award Preseason Top-20 Watch List
- Had 9 points, five assists and four rebounds vs. NCCU (11/7/22)
- Recorded eight points, seven assists and two steals vs. Monmouth (11/11/22)
- Scored 12 points and had two steals vs. Illinois (11/20/22)
- Handed out a game-high eight assists vs. UMES (11/25/22)
- Scored 16 points at Michigan (11/29/22)
- Recorded game-high 18 points (9 of 10 FT) vs. FSU (12/3/22)
- Scored 18 points and dished seven assists vs. JMU (12/6/22)
- Registered nine points and eight assists vs. Houston (12/17/22)
- Tallied 13 points and three steals at Miami (12/20/22)
- Registered eight points and 10 assists, including his 600th career assist, in his school record 139th game vs. UAlbany (12/28/22)
- Team-highs in points (15) and assists (8) at Georgia Tech (12/31/22)
- Game-high 17 points and eight assists at Pitt (1/3/23)
- Tallied a game-high 11 assists vs. Syracuse (1/7/23)
- Had nine points and game-high six assists at Florida State (1/14/23)

CLARK CAREER STATISTICS

SEASON	TEAM	GP-GS	MIN	Field Goals		3-Point		F-Throws		Rebounds				Scoring							
				FG-FGA	FG%	3FG-3FGA	3FG%	FT-FTA	FT%	OFF	DEF	TOT	AVG	PF-FO	A	TO	BLK	STL	PTS	AVG	
2018-19	UVa	38-20	1020	26.8	55-157	.350	29-85	.341	33-40	.825	16	73	89	2.3	52-0	97	39	0	28	172	4.5
2019-20	UVa	30-30	1112	37.1	105-280	.375	36-96	.375	78-89	.876	11	114	125	4.2	54-0	176	105	3	37	324	10.8
2020-21	UVa	25-23	850	34.0	85-207	.411	20-62	.323	47-64	.734	6	45	51	2.0	30-0	113	53	0	18	237	9.5
2021-22	UVa	35-35	1263	36.1	117-302	.387	54-156	.346	61-78	.782	12	91	103	2.9	40-0	153	77	4	30	349	10.0
2022-23	UVa	16-16	531	33.2	56-129	.434	18-47	.383	46-64	.719	7	37	44	2.8	24-0	96	34	1	23	176	11.0
TOTAL		144-124	4776	33.2	418-1075	.389	157-446	.352	265-335	.791	52	360	412	2.9	200-0	635	308	8	136	1258	8.7

Single Game Highs

Statistic	Value	
Points	25	vs Duke 02/23/22
Rebounds	11	at Syracuse 11/06/19
Assists	13	vs Navy 12/29/19
Steals	3	13 times
Blocks	1	8 times
FG Made	9	vs Duke 02/23/22
FG Attempts	16	vs Florida St. 02/26/22
3FG Made	6	vs Duke 02/23/22
3FG Attempts	11	vs Duke 02/23/22
FT Made	10	vs Boston College 02/01/22
FT Attempts	12	vs Kent St. 12/04/20, vs James Madison 12/06/22

CLARK 2022-23 GAME-BY-GAME

Opponent	Date	GS	MIN	Total		3-Pointers		Free throws		Rebounds				PF				PTS	AVG		
				FG-FGA	PCT	3FG-3FGA	PCT	FT-FTA	PCT	OFF	DEF	TOT	AVG	PF	A	TO	BLK			STL	
N.C. Central	11/07/2022	*	34:08	3-9	.333	2-6	.333	1-4	.250	0	2	2	2.0	1	5	2	0	0	9	9.0	
Monmouth	11/11/2022	*	20:26	3-4	.750	2-3	.667	0-0	.000	1	0	1	1.5	1	7	0	0	2	8	8.5	
vs Baylor	11/18/2022	*	35:23	3-8	.375	1-2	.500	0-0	.000	0	4	4	2.3	0	3	3	0	0	7	8.0	
vs Illinois	11/20/2022	*	34:10	4-9	.444	2-4	.500	2-2	1.000	1	2	3	2.5	1	3	2	0	2	12	9.0	
UMES	11/25/2022	*	31:01	1-4	.250	0-1	.000	3-3	1.000	0	2	2	2.4	1	8	2	1	2	5	8.2	
at Michigan	11/29/2022	*	38:02	4-9	.444	1-2	.500	7-8	.875	0	2	2	2.3	1	4	1	0	1	16	9.5	
Florida St.	12/03/2022	*	35:27	4-9	.444	1-3	.333	9-10	.900	1	2	3	2.4	0	3	3	0	1	18	10.7	
James Madison	12/06/2022	*	38:56	5-11	.455	2-5	.400	6-12	.500	0	2	2	2.4	1	7	3	0	1	18	11.6	
Houston	12/17/2022	*	35:18	2-8	.250	1-5	.200	4-4	1.000	0	2	2	2.3	4	8	2	0	1	9	11.3	
at Miami (FL)	12/20/2022	*	30:00	2-10	.200	1-3	.333	8-9	.889	2	2	4	2.5	2	3	0	0	3	13	11.5	
UAlbany	12/28/2022	*	26:41	3-4	.750	1-1	1.000	1-2	.500	0	4	4	2.6	1	10	2	0	2	8	11.2	
at Georgia Tech	12/31/2022	*	30:34	6-9	.667	2-3	.667	1-3	.333	1	1	2	2.6	1	8	3	0	3	15	11.5	
at Pittsburgh	01/03/2023	*	34:38	7-12	.583	2-5	.400	1-1	1.000	0	4	4	2.7	4	8	5	0	0	17	11.9	
Syracuse	01/07/2023	*	32:24	2-5	.400	0-1	.000	1-2	.500	1	1	2	2.6	3	11	3	0	2	5	11.4	
North Carolina	01/10/2023	*	37:49	3-8	.375	0-1	.000	1-3	.333	0	2	2	2.6	2	2	2	0	2	7	11.1	
at Florida St.	01/14/2023	*	36:12	4-10	.400	0-2	.000	1-1	1.000	0	5	5	2.8	1	6	1	0	1	9	11.0	
Totals			16	531:09	56-129	.434	18-47	.383	46-64	.719	7	37	44	2.8	24	96	34	1	23	176	11.0

Player Averages

Games Played	Minutes/game	Points/game	FG Pct	3FG Pct	FT Pct	Rebounds/game	Assists/game	Turnovers/game	Assist/Turnover ratio	Steals/game	Blocks/game
16	33.2	11.0	43.4	38.3	71.9	2.8	6.0	2.1	2.8	1.4	0.1



1 JAYDEN GARDNER

Fifth Year • Forward • 6-6 • 233
Wake Forest, N.C. • Heritage • East Carolina

2022-23 HIGHLIGHTS

- Preseason All-ACC second team
- Malone Award Preseason Top-20 Watch List
- Surpassed 2,000 career points with three points vs. NCCU (11/7/22)
- Recorded 12 points and five rebounds vs. Illinois (11/20/22)
- Scored game-high 26 points (12 of 15 FG) vs. UMES (11/22/22)
- Registered 12 points and 11 rebounds at Michigan (11/29/22)
- Tallied 14 points and eight rebounds vs. JMU (12/6/22)
- Netted 13 points along with six rebounds vs. Houston (12/17/22)
- Recorded 16 points and seven rebounds vs. UAlbany (12/28/22)
- Scored 14 points at Georgia Tech (12/31/22)
- Scored 10 points and grabbed 1,000th career rebound vs. Syracuse (1/7/23)

GARDNER CAREER STATISTICS

SEASON	TEAM	GP-GS	MIN/AVG	Field Goals			3-Point			F-Throws		Rebounds				Scoring				
				FG-FGA	FG%	3FG-3FGA	3FG%	FT-FTA	FT%	OFF	DEF	TOT	AVG	PF-FO	A	TO	BLK	STL	PTS	AVG
2018-19	ECU	31-31	948/30.6	166-337	.493	2-10	.200	171-228	.750	93	169	262	8.5	88-3	39	75	14	24	505	16.3
2019-20	ECU	31-30	1066/34.4	223-428	.521	4-20	.200	160-218	.734	91	194	285	9.2	91-4	67	83	15	34	610	19.7
2020-21	ECU	19-18	665/35.0	123-257	.479	3-6	.500	98-133	.737	39	119	158	8.3	42-0	27	45	3	11	347	18.3
2021-22	UVa	35-35	1144/32.7	219-437	.501	3-14	.214	96-121	.793	80	143	223	6.4	74-0	50	52	13	18	537	15.3
2022-23	UVa	16-16	380/23.8	65-127	.512	0-0	.000	34-56	.607	27	51	78	4.9	28-0	8	13	7	14	164	10.3
TOTAL FOR UVa		51-51	1525/29.9	284-564	.504	3-14	.214	130-177	.734	107	194	301	5.9	102-0	58	65	20	32	701	13.7
TOTAL		132-130	4203/31.8	796-1586	.502	12-50	.240	559-756	.739	330	676	1006	7.6	323-7	191	268	52	101	2163	16.4

Single Game Highs

Statistic	Value
Points	35 at UCF 01/13/19
Rebounds	20 at UCF 01/13/19
Assists	4 10 times
Steals	3 4 times
Blocks	3 vs Georgia Tech 02/12/22, at Miami (FL) 02/19/22
FG Made	14 vs Fairleigh Dickinson 12/18/21
FG Attempts	24 vs Temple 02/23/20
3FG Made	2 vs UCF 03/04/21, vs Iowa 11/29/21
3FG Attempts	4 vs SMU 01/11/20, vs Clemson 12/22/21
FT Made	16 vs App State 11/30/18
FT Attempts	19 vs App State 11/30/18

GARDNER 2022-23 GAME-BY-GAME

Opponent	Date	GS	MIN	Total		3-Pointers		Free throws		Rebounds				PF	A	TO	BLK	STL	PTS	AVG
				FG-FGA	PCT	3FG-3FGA	PCT	FT-FTA	PCT	OFF	DEF	TOT	AVG							
N.C. Central	11/07/2022	*	19:41	0-4	.000	0-0	.000	3-5	.600	4	5	9	9.0	0	0	0	0	0	3	3.0
Monmouth	11/11/2022	*	15:46	3-7	.429	0-0	.000	3-4	.750	3	2	5	7.0	4	1	0	0	0	9	6.0
vs Baylor	11/18/2022	*	17:12	1-4	.250	0-0	.000	5-7	.714	0	3	3	5.7	2	2	2	0	1	7	6.3
vs Illinois	11/20/2022	*	26:46	3-5	.600	0-0	.000	6-9	.667	2	3	5	5.5	1	1	3	0	1	12	7.8
UMES	11/25/2022	*	25:01	12-15	.800	0-0	.000	2-5	.400	0	3	3	5.0	2	0	0	0	0	26	11.4
at Michigan	11/29/2022	*	33:07	6-15	.400	0-0	.000	0-0	.000	3	8	11	6.0	1	2	1	0	3	12	11.5
Florida St.	12/03/2022	*	23:29	5-9	.556	0-0	.000	0-0	.000	5	2	7	6.1	2	0	3	2	2	10	11.3
James Madison	12/06/2022	*	32:22	5-7	.714	0-0	.000	4-8	.500	2	6	8	6.4	2	0	1	2	2	14	11.6
Houston	12/17/2022	*	33:17	4-8	.500	0-0	.000	5-6	.833	2	4	6	6.3	0	0	0	1	0	13	11.8
at Miami (FL)	12/20/2022	*	20:26	4-6	.667	0-0	.000	0-2	.000	0	2	2	5.9	2	0	0	0	2	8	11.4
UAlbany	12/28/2022	*	27:15	7-11	.636	0-0	.000	2-3	.667	3	4	7	6.0	0	0	0	2	0	16	11.8
at Georgia Tech	12/31/2022	*	22:01	7-12	.583	0-0	.000	0-0	.000	0	2	2	5.7	2	1	1	0	1	14	12.0
at Pittsburgh	01/03/2023	*	23:22	2-7	.286	0-0	.000	0-0	.000	1	2	3	5.5	2	1	0	0	2	4	11.4
Syracuse	01/07/2023	*	26:54	4-11	.364	0-0	.000	2-3	.667	1	2	3	5.3	2	0	0	0	0	10	11.3
North Carolina	01/10/2023	*	15:01	1-2	.500	0-0	.000	1-2	.500	0	1	1	5.0	3	0	1	0	0	3	10.7
at Florida St.	01/14/2023	*	18:45	1-4	.250	0-0	.000	1-2	.500	1	2	3	4.9	3	0	1	0	0	3	10.3
Totals		16	380:25	65-127	.512	0-0	.000	34-56	.607	27	51	78	4.9	28	8	13	7	14	164	10.3

Player Averages

Games Played	Minutes/game	Points/game	FG Pct	3FG Pct	FT Pct	Rebounds/game	Assists/game	Turnovers/game	Assist/Turnover ratio	Steals/game	Blocks/game
16	23.8	10.3	51.2	0.0	60.7	4.9	0.5	0.8	0.6	0.9	0.4



2 REECE BEEKMAN

Junior • Guard • 6-3 • 190
Baton Rouge, La. • Scotlandville Magnet

2022-23 HIGHLIGHTS

- MVP of Continental Main Event in Las Vegas (11/20/21)
- ACC Player of the Week (11/21/22)
- Netted 10 points with five assists vs. NCCU (11/7/22)
- Had seven points and six assists vs. Monmouth (11/11/22)
- Recorded 10 points and 10 assists vs. Baylor (11/18/22)
- Registered 17 points and three steals vs. Illinois (11/20/22)
- Tallied nine points, five rebounds and four steals vs. UME5 (11/25/22)
- Scored team-high 18 points at Michigan (11/29/22)
- Played four minutes before leaving with injury vs. JMU (12/6/22)
- Posted 10 points, nine rebounds and nine assists at Miami (12/20/22)
- Missed the UAlbany (12/28/22) game due to injury
- Tallied 12 points and six rebounds at Pitt (1/3/23)
- Recorded 13 points and seven rebounds vs. Syracuse (1/7/23)
- Scored 13 points along with five assists and five steals vs. UNC (1/10/23)

BEEKMAN CAREER STATISTICS

SEASON TEAM	GP-GS	MIN/AVG	Field Goals		3-Point		F-Throws		Rebounds				Scoring						
			FG-FGA	FG%	3FG-3FGA	3FG%	FT-FTA	FT%	OFF	DEF	TOT	AVG	PF-FO	A	TO	BLK	STL	PTS	AVG
2020-21 UVa	25-20	733/29.3	42-110	.382	9-37	.243	25-33	.758	5	66	71	2.8	37-0	75	29	10	30	118	4.7
2021-22 UVa	35-35	1228/35.1	115-256	.449	22-65	.338	35-46	.761	15	121	136	3.9	62-2	181	50	25	73	287	8.2
2022-23 UVa	15-15	452/30.2	48-111	.432	18-37	.486	34-42	.810	8	43	51	3.4	27-0	74	27	7	22	148	9.9
TOTAL	75-70	2414/32.2	205-477	.430	49-139	.353	94-121	.777	28	230	258	3.4	126-2	330	106	42	125	553	7.4

Single Game Highs

Statistic	Value	
Points	20	vs Clemson 12/22/21
Rebounds	12	at Louisville 03/05/22
Assists	11	vs Louisville 01/24/22
Steals	6	vs Navy 11/09/21
Blocks	2	9 times
FG Made	8	at Pittsburgh 01/19/22
FG Attempts	12	at North Carolina 01/08/22, vs North Carolina 01/10/23, vs Illinois 11/20/22
3FG Made	3	4 times
3FG Attempts	5	vs Clemson 12/22/21, at Pittsburgh 01/19/22, at Pittsburgh 01/03/23
FT Made	6	vs Illinois 11/20/22
FT Attempts	8	vs Illinois 11/20/22

BEEKMAN 2022-23 GAME-BY-GAME

Opponent	Date	GS	MIN	Total		3-Pointers		Free throws		Rebounds				PF	A	TO	BLK	STL	PTS	AVG	
				FG-FGA	PCT	3FG-3FGA	PCT	FT-FTA	PCT	OFF	DEF	TOT	AVG								
N.C. Central	11/07/2022	*	26:05	3-7	.429	2-3	.667	2-2	1.000	0	3	3	3.0	3	5	4	0	1	10	10.0	
Monmouth	11/11/2022	*	21:27	2-7	.286	1-4	.250	2-2	1.000	1	1	2	2.5	2	6	1	2	2	7	8.5	
vs Baylor	11/18/2022	*	33:32	2-6	.333	2-2	1.000	4-4	1.000	0	1	1	2.0	1	10	3	1	1	10	9.0	
vs Illinois	11/20/2022	*	33:35	5-12	.417	1-3	.333	6-8	.750	1	3	4	2.5	2	3	1	0	3	17	11.0	
UMES	11/25/2022	*	28:08	3-5	.600	1-1	1.000	2-2	1.000	0	5	5	3.0	0	2	2	1	4	9	10.6	
at Michigan	11/29/2022	*	38:06	7-10	.700	1-1	1.000	3-4	.750	1	3	4	3.2	1	5	1	0	1	18	11.8	
Florida St.	12/03/2022	*	31:08	1-7	.143	0-3	.000	5-6	.833	0	4	4	3.3	3	5	1	1	0	7	11.1	
James Madison	12/06/2022	*	03:47	1-1	1.000	0-0	.000	0-0	.000	0	0	0	2.9	0	1	0	0	0	2	10.0	
Houston	12/17/2022	*	33:33	1-5	.200	1-3	.333	1-2	.500	1	2	3	2.9	4	5	3	1	1	4	9.3	
at Miami (FL)	12/20/2022	*	34:31	5-9	.556	0-1	.000	0-1	.000	2	7	9	3.5	3	9	4	0	0	10	9.4	
at Georgia Tech	12/31/2022	*	26:45	3-6	.500	2-3	.667	0-0	.000	1	3	4	3.5	1	4	2	0	2	8	9.3	
at Pittsburgh	01/03/2023	*	35:32	4-9	.444	3-5	.600	1-1	1.000	0	6	6	3.8	2	3	1	0	0	12	9.5	
Syracuse	01/07/2023	*	31:18	3-5	.600	2-3	.667	5-6	.833	0	1	1	3.5	3	7	1	0	2	13	9.8	
North Carolina	01/10/2023	*	38:30	5-12	.417	0-2	.000	3-4	.750	0	2	2	3.4	0	5	2	1	5	13	10.0	
at Florida St.	01/14/2023	*	36:21	3-10	.300	2-3	.667	0-0	.000	1	2	3	3.4	2	4	1	0	0	8	9.9	
Totals			15	452:18	48-111	.432	18-37	.486	34-42	.810	8	43	51	3.4	27	74	27	7	22	148	9.9

Player Averages

Games Played	Minutes/game	Points/game	FG Pct	3FG Pct	FT Pct	Rebounds/game	Assists/game	Turnovers/game	Assist/Turnover ratio	Steals/game	Blocks/game
15	30.2	9.9	43.2	48.6	81.0	3.4	4.9	1.8	2.7	1.5	0.5



4 ARMAAN FRANKLIN

Senior • Guard • 6-4 • 200
Indianapolis, Ind. • Cathedral • Indiana

2022-23 HIGHLIGHTS

- Scored game-high 21 points (4-7 3FGs) vs. NCCU (11/7/22)
- Set career highs in points (26), free throws (9) and free throw attempts (10) vs. Baylor (11/18/22)
- Scored eight points vs. JMU (12/6/22)
- Scored 10 points vs. Houston (12/17/22)
- Tallied 20 points and career-high two blocked vs. UAlbany (12/28/22)
- Scored 11 points along with a career-high five steals at Georgia Tech (12/31/22)
- Netted 14 points and four rebounds at Pitt (1/3/23)
- Scored team-high 16 points (4-9 3FG) vs. Syracuse (1/7/23)
- Recorded 12 points and career highs in rebounds (9) and blocks (3) vs. UNC (1/10/23)
- Scored game-high 20 points and added team-high seven rebounds at Florida State (1/14/23)

FRANKLIN CAREER STATISTICS

SEASON	TEAM	GP-GS	MIN/AVG	Field Goals		3-Point		F-Throws		Rebounds				Scoring						
				FG-FGA	FG%	3FG-3FGA	3FG%	FT-FTA	FT%	OFF	DEF	TOT	AVG	PF-FO	A	TO	BLK	STL	PTS	AVG
2019-20	IND	32-9	441/13.8	39-112	.348	17-64	.266	24-39	.615	2	50	52	1.6	43-0	41	30	3	8	119	3.7
2020-21	IND	22-20	664/30.2	87-203	.429	36-85	.424	40-54	.741	13	78	91	4.1	61-3	47	48	5	26	250	11.4
2021-22	UVa	35-34	1031/29.5	140-357	.392	53-179	.296	57-75	.760	11	86	97	2.8	71-0	49	43	9	35	390	11.1
2022-23	UVa	16-16	455/28.4	63-153	.412	33-82	.402	32-43	.744	10	58	68	4.3	24-0	19	15	8	16	191	11.9
TOTAL FOR UVa		51-50	1486/29.1	203-510	.398	86-261	.330	89-118	.754	21	144	165	3.2	95-0	68	58	17	51	581	11.4
TOTAL		105-79	2590/24.7	329-825	.399	139-410	.339	153-211	.725	36	272	308	2.9	199-3	156	136	25	85	950	9.0

Single Game Highs


Statistic	Value
Points	26 vs Baylor 11/18/22
Rebounds	9 vs North Carolina 01/10/23
Assists	8 vs Western Ill. 11/05/19
Steals	5 at Georgia Tech 12/31/22
Blocks	3 vs North Carolina 01/10/23
FG Made	8 4 times
FG Attempts	17 vs Northwestern 12/23/20
3FG Made	5 6 times
3FG Attempts	11 vs St. Bonaventure 03/22/22
FT Made	9 vs Baylor 11/18/22
FT Attempts	10 vs Baylor 11/18/22

FRANKLIN 2022-23 GAME-BY-GAME

Opponent	Date	GS	MIN	Total		3-Pointers		Free throws		Rebounds				PF	A	TO	BLK	STL	PTS	AVG
				FG-FGA	PCT	3FG-3FGA	PCT	FT-FTA	PCT	OFF	DEF	TOT	AVG							
N.C. Central	11/07/2022	*	34:52	5-9	.556	4-7	.571	7-8	.875	1	3	4	4.0	1	1	0	0	0	21	21.0
Monmouth	11/11/2022	*	18:22	3-6	.500	2-4	.500	0-0	.000	0	3	3	3.5	3	0	2	0	0	8	14.5
vs Baylor	11/18/2022	*	33:26	7-12	.583	3-6	.500	9-10	.900	1	3	4	3.7	2	1	1	0	3	26	18.3
vs Illinois	11/20/2022	*	33:50	4-12	.333	1-5	.200	0-0	.000	0	5	5	4.0	3	0	2	0	2	9	16.0
UMES	11/25/2022	*	27:21	2-6	.333	1-4	.250	0-0	.000	0	4	4	4.0	0	3	0	0	0	5	13.8
at Michigan	11/29/2022	*	25:58	1-6	.167	0-2	.000	0-2	.000	0	4	4	4.0	2	0	1	0	0	2	11.8
Florida St.	12/03/2022	*	21:53	3-7	.429	2-4	.500	1-2	.500	0	2	2	3.7	3	0	3	1	0	9	11.4
James Madison	12/06/2022	*	26:15	3-8	.375	2-5	.400	0-0	.000	0	3	3	3.6	4	2	1	0	1	8	11.0
Houston	12/17/2022	*	24:10	3-6	.500	2-3	.667	2-2	1.000	0	6	6	3.9	1	0	1	0	0	10	10.9
at Miami (FL)	12/20/2022	*	13:04	0-7	.000	0-3	.000	0-0	.000	0	2	2	3.7	0	0	0	1	0	0	9.8
UAlbany	12/28/2022	*	31:08	7-13	.538	3-6	.500	3-3	1.000	1	1	2	3.5	0	0	1	2	0	20	10.7
at Georgia Tech	12/31/2022	*	31:28	3-12	.250	3-9	.333	2-2	1.000	2	1	3	3.5	1	4	0	0	5	11	10.8
at Pittsburgh	01/03/2023	*	30:08	6-12	.500	2-3	.667	0-0	.000	1	3	4	3.5	1	3	0	0	2	14	11.0
Syracuse	01/07/2023	*	33:54	4-11	.364	4-9	.444	4-7	.571	2	4	6	3.7	1	3	1	1	2	16	11.4
North Carolina	01/10/2023	*	36:26	4-13	.308	0-5	.000	4-7	.571	1	8	9	4.1	0	2	1	3	0	12	11.4
at Florida St.	01/14/2023	*	32:56	8-13	.615	4-7	.571	0-0	.000	1	6	7	4.3	2	0	1	0	1	20	11.9
Totals		16	455:10	63-153	.412	33-82	.402	32-43	.744	10	58	68	4.3	24	19	15	8	16	191	11.9

Player Averages

Games Played	Minutes/game	Points/game	FG Pct	3FG Pct	FT Pct	Rebounds/game	Assists/game	Turnovers/game	Assist/Turnover ratio	Steals/game	Blocks/game
16	28.4	11.9	41.2	40.2	74.4	4.3	1.2	0.9	1.3	1.0	0.5



5 BEN VANDER PLAS

Graduate Student • Forward • 6-8 • 236
Ripon, Wis. • Ripon • Ohio University

2022-23 HIGHLIGHTS

- Recorded seven points and four rebounds in UVA debut vs. NCCU (11/7/22)
- Tallied 10 points, three rebounds and three assists vs. Monmouth (11/11/22)
- Scored 14 points vs. Baylor (11/18/22)
- Tallied eight points and game-high 10 rebounds vs. Illinois (11/20/22)
- Scored 10 points at Michigan (11/29/22)
- Netted 20 points (4-9 3FG) at Miami (12/20/22)
- Secured his 800th career rebound at Georgia Tech (12/31/22)
- Registered 17 points, eight rebounds and career-high three blocks vs. UNC (1/10/23)
- Netted 15 points along with team-high seven rebounds and three assists at Florida State (1/14/23)

VANDER PLAS CAREER STATISTICS

SEASON	TEAM	GP-GS	MIN/AVG	Field Goals			3-Point		F-Throws		Rebounds				Scoring					
				FG-FGA	FG%	3FG-3FGA	3FG%	FT-FTA	FT%	OFF	DEF	TOT	AVG	PF-FO	A	TO	BLK	STL	PTS	AVG
2018-19	Ohio	31-1	718/23.2	94-231	.407	50-162	.309	29-41	.707	40	122	162	5.2	55-0	48	33	15	28	267	8.6
2019-20	Ohio	31-31	1022/33.0	183-372	.492	41-137	.299	80-135	.593	39	175	214	6.9	84-2	86	89	21	32	487	15.7
2020-21	Ohio	25-25	845/33.8	114-263	.433	51-146	.349	42-55	.764	19	126	145	5.8	60-1	94	58	15	36	321	12.8
2021-22	Ohio	35-35	1237/35.4	166-362	.459	67-198	.338	98-138	.710	40	197	237	6.8	81-3	107	63	16	62	497	14.2
2022-23	UVA	16-2	374/23.4	42-99	.424	21-64	.328	22-35	.629	12	55	67	4.2	26-0	22	10	8	10	127	7.9
TOTAL FOR UVA		16-2	374/23.4	42-99	.424	21-64	.328	22-35	.629	12	55	67	4.2	26-0	22	10	8	10	127	7.9
TOTAL		138-94	4197/30.4	599-1327	.451	230-707	.325	271-404	.671	150	675	825	6.0	306-6	357	253	75	168	1699	12.3

Single Game Highs


Statistic	Value	
Points	30	vs Miami (OH) 02/15/22
Rebounds	13	at Central Mich. 02/16/19, at Western Mich. 01/04/20
Assists	10	vs Central Mich. 02/22/22
Steals	4	10 times
Blocks	3	vs North Carolina 01/10/23
FG Made	11	at Buffalo 01/14/20, vs Toledo 03/12/21
FG Attempts	20	at Buffalo 01/14/20
3FG Made	6	at Akron 03/02/19, vs Kent St. 01/07/22
3FG Attempts	11	at Bowling Green 03/01/22
FT Made	9	vs Miami (OH) 02/15/22, at NIU 03/04/22
FT Attempts	12	vs Central Mich. 03/09/20

VANDER PLAS 2022-23 GAME-BY-GAME

Opponent	Date	GS	MIN	Total		3-Pointers		Free throws		Rebounds				PF			PTS		AVG		
				FG-FGA	PCT	3FG-3FGA	PCT	FT-FTA	PCT	OFF	DEF	TOT	AVG	A	TO	BLK	STL	PTS		AVG	
N.C. Central	11/07/2022		22:52	2-5	.400	2-4	.500	1-2	.500	0	4	4	4.0	1	2	0	1	1	7	7.0	
Monmouth	11/11/2022		19:11	3-4	.750	2-3	.667	2-3	.667	0	3	3	3.5	1	3	0	1	0	10	8.5	
vs Baylor	11/18/2022		24:06	4-5	.800	2-3	.667	4-6	.667	0	2	2	3.0	1	1	1	0	1	14	10.3	
vs Illinois	11/20/2022		24:10	0-3	.000	0-3	.000	8-9	.889	2	8	10	4.8	2	2	1	0	0	8	9.8	
UMES	11/25/2022		19:07	1-3	.333	0-0	.000	0-1	.000	3	4	7	5.2	3	2	0	0	1	2	8.2	
at Michigan	11/29/2022		24:23	4-5	.800	1-1	1.000	1-2	.500	0	0	0	4.3	1	1	1	0	0	10	8.5	
Florida St.	12/03/2022		26:36	3-11	.273	1-5	.200	0-0	.000	1	3	4	4.3	2	1	0	1	0	7	8.3	
James Madison	12/06/2022		25:55	1-4	.250	0-3	.000	1-2	.500	0	5	5	4.4	2	1	2	0	0	3	7.6	
Houston	12/17/2022		16:59	0-7	.000	0-6	.000	0-0	.000	0	0	0	3.9	0	1	1	0	0	0	6.8	
at Miami (FL)	12/20/2022		27:18	7-13	.538	4-9	.444	2-3	.667	2	2	4	3.9	3	2	1	0	0	20	8.1	
UAlbany	12/28/2022	*	15:06	1-4	.250	1-4	.250	0-2	.000	1	1	2	3.7	3	1	0	1	0	3	7.6	
at Georgia Tech	12/31/2022		21:04	1-3	.333	0-1	.000	1-2	.500	1	5	6	3.9	0	0	0	0	2	3	7.3	
at Pittsburgh	01/03/2023		21:57	1-4	.250	0-3	.000	0-0	.000	1	0	1	3.7	2	0	0	0	2	2	6.8	
Syracuse	01/07/2023		24:45	2-7	.286	2-6	.333	0-0	.000	0	4	4	3.7	1	1	2	1	1	6	6.8	
North Carolina	01/10/2023		26:38	6-10	.600	3-7	.429	2-3	.667	1	7	8	4.0	2	1	0	3	2	17	7.5	
at Florida St.	01/14/2023	*	34:10	6-11	.545	3-6	.500	0-0	.000	0	7	7	4.2	2	3	1	0	0	15	7.9	
Totals			2	374:17	42-99	.424	21-64	.328	22-35	.629	12	55	67	4.2	26	22	10	8	10	127	7.9

Player Averages

Games Played	Minutes/game	Points/game	FG Pct	3FG Pct	FT Pct	Rebounds/game	Assists/game	Turnovers/game	Assist/Turnover ratio	Steals/game	Blocks/game
16	23.4	7.9	42.4	32.8	62.9	4.2	1.4	0.6	2.2	0.6	0.5



10 TAINÉ MURRAY

Sophomore • Guard • 6-5 • 205
Auckland, N.Z. • Rosmini College

2022-23 HIGHLIGHTS

- Netted seven points in 16 minutes vs. Monmouth (11/11/22)
- Played 12 minutes vs. UMES (11/25/22)
- Played three minutes vs. JMU (12/6/22)
- Scored two points in nine minutes of action at Miami (12/20/22)
- Played four minutes at Georgia Tech (12/31/22)

MURRAY CAREER STATISTICS

SEASON	TEAM	GP-GS	MIN/AVG	Field Goals		3-Point		F-Throws		Rebounds				Scoring						
				FG-FGA	FG%	3FG-3FGA	3FG%	FT-FTA	FT%	OFF	DEF	TOT	AVG	PF	FO	A	TO	BLK	STL	PTS
2021-22	UVa	19-0	143/7.5	13-33	.394	8-23	.348	4-8	.500	6	11	17	0.9	14-0	2	4	1	2	38	2.0
2022-23	UVa	7-0	60/8.5	4-13	.308	1-9	.111	3-4	.750	0	9	9	1.3	5-0	3	1	2	0	12	1.7
TOTAL		26-0	203/7.8	17-46	.370	9-32	.281	7-12	.583	6	20	26	1.0	19-0	5	5	3	2	50	1.9

Single Game Highs

Statistic	Value	
Points	14	vs Iowa 11/29/21
Rebounds	4	vs UMES 11/25/22
Assists	1	5 times
Steals	1	vs Radford 11/12/21, at NC State 01/22/22
Blocks	1	vs Pittsburgh 12/03/21, vs Monmouth 11/11/22, vs James Madison 12/06/22
FG Made	5	vs Iowa 11/29/21
FG Attempts	7	vs Iowa 11/29/21
3FG Made	4	vs Iowa 11/29/21
3FG Attempts	6	vs Iowa 11/29/21
FT Made	2	at Clemson 01/04/22, vs UAlbany 12/28/22
FT Attempts	2	5 times

MURRAY 2022-23 GAME-BY-GAME

Opponent	Date	GS	MIN	Total		3-Pointers		Free throws		Rebounds				PF				PTS		
				FG-FGA	PCT	3FG-3FGA	PCT	FT-FTA	PCT	OFF	DEF	TOT	AVG	PF	A	TO	BLK	STL	PTS	AVG
N.C. Central	11/07/2022		02:13	0-0	.000	0-0	.000	0-0	.000	0	1	1	1.0	0	0	0	0	0	0	0
Monmouth	11/11/2022		16:04	3-6	.500	1-3	.333	0-0	.000	0	0	0	0.5	2	1	0	1	0	7	3.5
UMES	11/25/2022		12:04	0-3	.000	0-3	.000	1-2	.500	0	4	4	1.7	2	1	0	0	0	1	2.7
James Madison	12/06/2022		03:09	0-0	.000	0-0	.000	0-0	.000	0	0	0	1.3	0	1	0	1	0	0	2.0
at Miami (FL)	12/20/2022		08:54	1-1	1.000	0-0	.000	0-0	.000	0	1	1	1.2	1	0	1	0	0	2	2.0
UAlbany	12/28/2022		13:15	0-2	.000	0-2	.000	2-2	1.000	0	3	3	1.5	0	0	0	0	0	2	2.0
at Georgia Tech	12/31/2022		04:09	0-1	.000	0-1	.000	0-0	.000	0	0	0	1.3	0	0	0	0	0	0	1.7
Totals		0	59:48	4-13	.308	1-9	.111	3-4	.750	0	9	9	1.3	5	3	1	2	0	12	1.7

Player Averages

Games Played	Minutes/game	Points/game	FG Pct	3FG Pct	FT Pct	Rebounds/game	Assists/game	Turnovers/game	Assist/Turnover ratio	Steals/game	Blocks/game
7	8.5	1.7	30.8	11.1	75.0	1.3	0.4	0.1	3.0	0.0	0.3



11 ISAAC MCKNEELY

Freshman • Guard • 6-4 • 179
Poca, W.Va. • Poca

2022-23 HIGHLIGHTS

- Scored three points in collegiate debut vs. NCCU (11/7/22)
- Game-high 15 points (4 of 6 3FG) vs. Monmouth (11/11/22)
- Tallied six points and three rebounds vs. UMES (11/25/22)
- Scored four points vs. JMU (12/6/22)
- Netted nine points (2 of 5 3FG) vs. Houston (12/17/22)
- Scored nine points (3 of 5 3FG) along with four rebounds at Georgia Tech (12/31/22)
- Drilled a pair of 3-pointers at Pitt (1/3/23)
- Scored 12 points on four 3-pointers vs. Syracuse (1/7/23)
- Scored 11 points (3-4 3FG) vs. UNC (1/10/23)

MCKNEELY CAREER STATISTICS

SEASON	TEAM	GP-GS	MIN	Field Goals		3-Point		F-Throws		Rebounds				Scoring							
				FG-FGA	FG%	3FG-3FGA	3FG%	FT-FTA	FT%	OFF	DEF	TOT	AVG	PF-FO	A	TO	BLK	STL	PTS	AVG	
2022-23	UVa	16-1	337	21.0	31-83	.373	26-64	.406	7-11	.636	4	27	31	1.9	17-0	13	13	1	7	95	5.9
TOTAL		16-1	337	21.0	31-83	.373	26-64	.406	7-11	.636	4	27	31	1.9	17-0	13	13	1	7	95	5.9

Single Game Highs


Statistic	Value	
Points	15	vs Monmouth 11/11/22
Rebounds	5	vs Florida St. 12/03/22, at Miami (FL) 12/20/22
Assists	3	at Miami (FL) 12/20/22
Steals	1	7 times
Blocks	1	vs N.C. Central 11/07/22
FG Made	5	vs Monmouth 11/11/22
FG Attempts	9	at Miami (FL) 12/20/22
3FG Made	4	vs Monmouth 11/11/22, vs Syracuse 01/07/23
3FG Attempts	7	at Miami (FL) 12/20/22, vs Syracuse 01/07/23
FT Made	2	at Miami (FL) 12/20/22
FT Attempts	3	vs Monmouth 11/11/22

MCKNEELY 2022-23 GAME-BY-GAME

Opponent	Date	GS	MIN	Total		3-Pointers		Free throws		Rebounds				PF	A	TO	BLK	STL	PTS	AVG
				FG-FGA	PCT	3FG-3FGA	PCT	FT-FTA	PCT	OFF	DEF	TOT	AVG							
N.C. Central	11/07/2022		22:42	1-4	.250	1-4	.250	0-0	.000	0	1	1	1.0	1	0	1	1	0	3	3.0
Monmouth	11/11/2022		27:36	5-8	.625	4-6	.667	1-3	.333	0	2	2	1.5	0	1	0	0	0	15	9.0
vs Baylor	11/18/2022		11:13	0-1	.000	0-0	.000	0-0	.000	0	0	0	1.0	1	2	0	0	0	0	6.0
vs Illinois	11/20/2022		15:03	1-3	.333	1-2	.500	0-0	.000	0	0	0	0.8	1	0	0	0	0	3	5.3
UMES	11/25/2022		11:59	2-6	.333	2-4	.500	0-0	.000	0	3	3	1.2	2	0	1	0	0	6	5.4
at Michigan	11/29/2022		09:39	0-1	.000	0-1	.000	0-0	.000	0	0	0	1.0	1	0	1	0	0	0	4.5
Florida St.	12/03/2022		18:44	1-5	.200	1-4	.250	1-2	.500	2	3	5	1.6	0	0	2	0	1	4	4.4
James Madison	12/06/2022		25:57	1-6	.167	1-5	.200	1-2	.500	1	1	2	1.6	0	1	1	0	1	4	4.4
Houston	12/17/2022		24:46	3-6	.500	2-5	.400	1-1	1.000	0	2	2	1.7	1	0	0	0	0	9	4.9
at Miami (FL)	12/20/2022		30:43	1-9	.111	1-7	.143	2-2	1.000	0	5	5	2.0	1	3	2	0	1	5	4.9
UAlbany	12/28/2022	*	27:56	2-7	.286	0-3	.000	1-1	1.000	0	3	3	2.1	2	2	1	0	1	5	4.9
at Georgia Tech	12/31/2022		24:28	3-5	.600	3-5	.600	0-0	.000	1	3	4	2.3	2	2	3	0	0	9	5.3
at Pittsburgh	01/03/2023		22:52	2-5	.400	2-5	.400	0-0	.000	0	0	0	2.1	2	0	0	0	1	6	5.3
Syracuse	01/07/2023		22:24	4-7	.571	4-7	.571	0-0	.000	0	3	3	2.1	2	0	1	0	1	12	5.8
North Carolina	01/10/2023		21:00	4-5	.800	3-4	.750	0-0	.000	0	1	1	2.1	1	1	0	0	0	11	6.1
at Florida St.	01/14/2023		19:29	1-5	.200	1-2	.500	0-0	.000	0	0	0	1.9	0	1	0	0	1	3	5.9
Totals		1	336:31	31-83	.373	26-64	.406	7-11	.636	4	27	31	1.9	17	13	13	1	7	95	5.9

Player Averages

Games Played	Minutes/game	Points/game	FG Pct	3FG Pct	FT Pct	Rebounds/game	Assists/game	Turnovers/game	Assist/Turnover ratio	Steals/game	Blocks/game
16	21.0	5.9	37.3	40.6	63.6	1.9	0.8	0.8	1.0	0.4	0.1



12 CHASE COLEMAN

Senior • Guard • 5-10 • 165
Norfolk, Va. • Maury

2022-23 HIGHLIGHTS

- Dished two assists in nine minutes vs. Monmouth (11/11/22)
- Scored three points in five minutes of action vs. UMES (11/25/22)
- Played five minutes vs. UAlbany (12/28/22)
- Made 1 of 2 free throws in three minutes at Georgia Tech (12/31/22)

COLEMAN CAREER STATISTICS

SEASON	TEAM	GP-GS	MIN	Field Goals		3-Point		F-Throws		Rebounds				Scoring							
				FG-FGA	FG%	3FG-3FGA	3FG%	FT-FTA	FT%	OFF	DEF	TOT	AVG	PF	FO	A	TO	BLK	STL	PTS	AVG
2019-20	UVa	17-0	87	5-18	.278	2-8	.250	0-0	.000	0	8	8	0.5	9	4	7	0	5	12	0.7	
2020-21	UVa	5-0	7	1-1	1.000	0-0	.000	0-0	.000	0	1	1	0.2	1	0	0	0	0	2	0.4	
2021-22	UVa	4-0	7	1-2	.500	0-1	.000	0-0	.000	0	0	0	0.0	0	0	2	0	1	2	0.5	
2022-23	UVa	4-0	21	1-5	.200	1-3	.333	1-3	.333	0	0	0	0.0	2	0	4	2	0	0	4	1.0
TOTAL		30-0	122	8-26	.308	3-12	.250	1-3	.333	0	9	9	0.3	12	0	11	0	6	20	0.7	

Single Game Highs

Statistic	Value
Points	3 vs Virginia Tech 01/04/20, vs Arizona St. 11/24/19, vs UMES 11/25/22
Rebounds	2 vs Massachusetts 11/23/19
Assists	2 vs Monmouth 11/11/22
Steals	1 6 times
FG Made	1 8 times
FG Attempts	3 vs James Madison 11/10/19, vs Arizona St. 11/24/19
3FG Made	1 vs Virginia Tech 01/04/20, vs Arizona St. 11/24/19, vs UMES 11/25/22
3FG Attempts	2 at Boston College 01/07/20, vs Arizona St. 11/24/19
FT Made	1 at Georgia Tech 12/31/22
FT Attempts	2 at Georgia Tech 12/31/22

COLEMAN 2022-23 GAME-BY-GAME

Opponent	Date	GS	MIN	Total		3-Pointers		Free throws		Rebounds				Other							
				FG-FGA	PCT	3FG-3FGA	PCT	FT-FTA	PCT	OFF	DEF	TOT	AVG	PF	A	TO	BLK	STL	PTS	AVG	
Monmouth	11/11/2022		08:30	0-1	.000	0-1	.000	0-1	.000	0	0	0	0.0	1	2	1	0	0	0	0	0.0
UMES	11/25/2022		04:42	1-2	.500	1-1	1.000	0-0	.000	0	0	0	0.0	0	1	1	0	0	0	3	1.5
UAlbany	12/28/2022		05:10	0-2	.000	0-1	.000	0-0	.000	0	0	0	0.0	0	1	0	0	0	0	0	1.0
at Georgia Tech	12/31/2022		02:34	0-0	.000	0-0	.000	1-2	.500	0	0	0	0.0	1	0	0	0	0	0	1	1.0
Totals		0	20:56	1-5	.200	1-3	.333	1-3	.333	0	0	0	0.0	2	4	2	0	0	0	4	1.0

Player Averages

Games Played	Minutes/game	Points/game	FG Pct	3FG Pct	FT Pct	Rebounds/game	Assists/game	Turnovers/game	Assist/Turnover ratio	Steals/game	Blocks/game
4	5.2	1.0	20.0	33.3	33.3	0.0	1.0	0.5	2.0	0.0	0.0



13 RYAN DUNN

Freshman • Guard • 6-8 • 208
Freeport, N.Y. • Perkiomen School

2022-23 HIGHLIGHTS

- Tallied 13 points, six rebounds, three blocks and two steals in collegiate debut vs. Monmouth (11/11/22)
- Played 12 minutes vs. UMEs (11/25/22)
- Scored four points (4 of 4 FT) and had five rebounds in 15 minutes vs. FSU (12/3/22)
- Recorded four points, five rebounds and three blocks in 18 minutes vs. JMU (12/6/22)
- Registered two points, three rebounds and one block at Georgia Tech (12/31/22)
- Tallied nine points, four rebounds and three blocks at Florida State (1/14/23)

DUNN CAREER STATISTICS

SEASON	TEAM	GP-GS	MIN/AVG	Field Goals		3-Point		F-Throws		Rebounds				Scoring						
				FG-FGA	FG%	3FG-3FGA	3FG%	FT-FTA	FT%	OFF	DEF	TOT	AVG	PF	FO	A	TO	BLK	STL	PTS
2022-23	UVa	14-0	159/11.4	14-28	.500	3-8	.375	6-9	.667	7	28	35	2.5	16-0	3	5	14	2	37	2.6
TOTAL		14-0	159/11.4	14-28	.500	3-8	.375	6-9	.667	7	28	35	2.5	16-0	3	5	14	2	37	2.6

Single Game Highs

Statistic	Value
Points	13 vs Monmouth 11/11/22
Rebounds	6 vs Monmouth 11/11/22
Assists	2 vs Monmouth 11/11/22
Steals	2 vs Monmouth 11/11/22
Blocks	3 vs Monmouth 11/11/22, vs James Madison 12/06/22, at Florida St. 01/14/23
FG Made	5 vs Monmouth 11/11/22
FG Attempts	7 at Florida St. 01/14/23
3FG Made	1 vs Monmouth 11/11/22, vs Baylor 11/18/22, at Florida St. 01/14/23
3FG Attempts	2 vs James Madison 12/06/22, at Florida St. 01/14/23
FT Made	4 vs Florida St. 12/03/22
FT Attempts	4 vs Monmouth 11/11/22, vs Florida St. 12/03/22

DUNN 2022-23 GAME-BY-GAME

Opponent	Date	GS	MIN	Total		3-Pointers		Free throws		Rebounds				PF				PTS		AVG
				FG-FGA	PCT	3FG-3FGA	PCT	FT-FTA	PCT	OFF	DEF	TOT	AVG	PF	A	TO	BLK	STL	PTS	
Monmouth	11/11/2022		26:42	5-6	.833	1-1	1.000	2-4	.500	1	5	6	6.0	3	2	0	3	2	13	13.0
vs Baylor	11/18/2022		06:34	1-2	.500	1-1	1.000	0-1	.000	0	0	0	3.0	1	0	0	0	0	3	8.0
vs Illinois	11/20/2022		03:22	0-0	.000	0-0	.000	0-0	.000	0	1	1	2.3	0	0	0	0	0	0	5.3
UMES	11/25/2022		11:43	0-2	.000	0-1	.000	0-0	.000	0	0	0	1.8	0	0	1	1	0	0	4.0
at Michigan	11/29/2022		04:34	0-0	.000	0-0	.000	0-0	.000	0	1	1	1.6	0	0	0	0	0	0	3.2
Florida St.	12/03/2022		15:05	0-0	.000	0-0	.000	4-4	1.000	0	5	5	2.2	3	0	0	1	0	4	3.3
James Madison	12/06/2022		18:40	2-5	.400	0-2	.000	0-0	.000	0	5	5	2.6	3	0	0	3	0	4	3.4
Houston	12/17/2022		03:08	0-0	.000	0-0	.000	0-0	.000	0	1	1	2.4	0	0	0	0	0	0	3.0
at Miami (FL)	12/20/2022		16:28	0-2	.000	0-0	.000	0-0	.000	1	1	2	2.3	1	0	0	1	0	0	2.7
UAlbany	12/28/2022		18:02	1-2	.500	0-1	.000	0-0	.000	0	3	3	2.4	1	0	2	1	0	2	2.6
at Georgia Tech	12/31/2022		11:44	1-1	1.000	0-0	.000	0-0	.000	1	2	3	2.5	0	1	1	1	0	2	2.5
at Pittsburgh	01/03/2023		04:55	0-1	.000	0-0	.000	0-0	.000	1	1	2	2.4	2	0	1	0	0	0	2.3
North Carolina	01/10/2023		01:27	0-0	.000	0-0	.000	0-0	.000	0	2	2	2.4	0	0	0	0	0	0	2.2
at Florida St.	01/14/2023		16:57	4-7	.571	1-2	.500	0-0	.000	3	1	4	2.5	2	0	0	3	0	9	2.6
Totals		0	159:21	14-28	.500	3-8	.375	6-9	.667	7	28	35	2.5	16	3	5	14	2	37	2.6

Player Averages

Games Played	Minutes/game	Points/game	FG Pct	3FG Pct	FT Pct	Rebounds/game	Assists/game	Turnovers/game	Assist/Turnover ratio	Steals/game	Blocks/game
14	11.4	2.6	50.0	37.5	66.7	2.5	0.2	0.4	0.6	0.1	1.0



21 KADIN SHEDRICK

RS Junior • Forward • 6-11 • 231
Holly Springs, N.C. • Holly Springs

2022-23 HIGHLIGHTS

- Tallied 10 points, seven rebounds, two steals and two blocks vs. NCCU (11/7/22)
- Scored nine points along with a game-high seven rebounds vs. Monmouth (11/11/22)
- Registered 17 points and two blocks vs. Baylor (11/18/22)
- Recorded 13 points (4-4 FG, 5-5 FT), three steals and two blocks vs. UMES (11/25/22)
- Tallied 12 points (5-6 FG) and two steals at Michigan (11/29/22)
- Blocked four shots vs. FSU (12/3/22) and JMU (12/6/22)
- Scored team-high 16 points vs. Houston (12/17/22)
- Netted eight points and six rebounds vs. UAlbany (12/28/22)
- Had 11 points, four rebounds and two blocks at Georgia Tech (12/31/22)
- Reached double figures with 10 points at Pitt (1/3/23)
- Posted 10 points, seven rebounds, four blocks and three steals vs. Syracuse (1/7/23)

SHEDRICK CAREER STATISTICS

SEASON	TEAM	GP-GS	MIN/AVG	Field Goals		3-Point		F-Throws		Rebounds				Scoring						
				FG-FGA	FG%	3FG-3FGA	3FG%	FT-FTA	FT%	OFF	DEF	TOT	AVG	PF-FO	A	TO	BLK	STL	PTS	AVG
2020-21	UVa	11-0	87/7.9	11-21	.524	0-1	.000	6-9	.667	12	12	24	2.2	14-0	3	6	4	2	28	2.5
2021-22	UVa	35-19	727/20.8	91-142	.641	0-1	.000	61-86	.709	55	123	178	5.1	97-2	8	31	67	20	243	6.9
2022-23	UVa	16-14	339/21.2	47-68	.691	1-3	.333	38-46	.826	22	44	66	4.1	43-2	11	15	27	19	133	8.3
TOTAL	62-33	1153/18.6	149-231	.645	1-5	.200	105-141	.745	89	179	268	4.3	154-4	22	52	98	41	404	6.5	

Single Game Highs

Statistic	Value	
Points	20	at Louisville 03/05/22
Rebounds	13	at Miami (FL) 02/19/22
Assists	2	4 times
Steals	3	4 times
Blocks	6	vs Clemson 12/22/21
FG Made	8	at Duke 02/07/22, at Louisville 03/05/22
FG Attempts	9	at Louisville 03/05/22
3FG Made	1	at Michigan 11/29/22
3FG Attempts	1	5 times
FT Made	10	vs Radford 11/12/21
FT Attempts	10	vs Radford 11/12/21

SHEDRICK 2022-23 GAME-BY-GAME

Opponent	Date	GS	MIN	Total		3-Pointers		Free throws		Rebounds				PF	A	TO	BLK	STL	PTS	AVG	
				FG-FGA	PCT	3FG-3FGA	PCT	FT-FTA	PCT	OFF	DEF	TOT	AVG								
N.C. Central	11/07/2022	*	27:15	3-6	.500	0-1	.000	4-4	1.000	2	5	7	7.0	3	2	0	2	2	10	10.0	
Monmouth	11/11/2022	*	20:54	2-4	.500	0-0	.000	5-6	.833	2	5	7	7.0	2	0	1	1	3	9	9.5	
vs Baylor	11/18/2022	*	32:16	6-6	1.000	0-0	.000	5-7	.714	0	3	3	5.7	5	1	2	2	2	17	12.0	
vs Illinois	11/20/2022	*	19:21	2-3	.667	0-0	.000	3-4	.750	1	5	6	5.8	2	1	2	1	0	7	10.8	
UMES	11/25/2022	*	17:01	4-4	1.000	0-0	.000	5-5	1.000	3	0	3	5.2	0	1	1	2	3	13	11.2	
at Michigan	11/29/2022	*	22:14	5-6	.833	1-1	1.000	1-3	.333	0	1	1	4.5	5	0	0	0	2	12	11.3	
Florida St.	12/03/2022	*	23:50	1-3	.333	0-0	.000	1-2	.500	2	4	6	4.7	4	0	0	4	0	3	10.1	
James Madison	12/06/2022	*	24:59	1-3	.333	0-1	.000	0-0	.000	0	5	5	4.8	2	1	1	4	1	2	9.1	
Houston	12/17/2022	*	28:49	7-8	.875	0-0	.000	2-2	1.000	2	1	3	4.6	3	1	1	1	0	16	9.9	
at Miami (FL)	12/20/2022	*	10:43	1-2	.500	0-0	.000	0-0	.000	0	1	1	4.2	2	0	1	1	0	2	9.1	
UAlbany	12/28/2022	*	22:00	3-6	.500	0-0	.000	2-2	1.000	1	5	6	4.4	1	1	0	1	1	8	9.0	
at Georgia Tech	12/31/2022	*	16:53	3-4	.750	0-0	.000	5-5	1.000	2	2	4	4.3	4	1	1	2	1	11	9.2	
at Pittsburgh	01/03/2023	*	26:36	4-5	.800	0-0	.000	2-2	1.000	2	2	4	4.3	3	2	3	1	0	10	9.2	
Syracuse	01/07/2023	*	23:29	4-6	.667	0-0	.000	3-4	.750	3	4	7	4.5	4	0	1	4	3	11	9.4	
North Carolina	01/10/2023	*	17:51	1-2	.500	0-0	.000	0-0	.000	2	0	2	4.3	2	0	1	1	0	2	8.9	
at Florida St.	01/14/2023	*	05:10	0-0	.000	0-0	.000	0-0	.000	0	1	1	4.1	1	0	0	0	1	0	8.3	
Totals			14	339:21	47-68	.691	1-3	.333	38-46	.826	22	44	66	4.1	43	11	15	27	19	133	8.3

Player Averages

Games Played	Minutes/game	Points/game	FG Pct	3FG Pct	FT Pct	Rebounds/game	Assists/game	Turnovers/game	Assist/Turnover ratio	Steals/game	Blocks/game
16	21.2	8.3	69.1	33.3	82.6	4.1	0.7	0.9	0.7	1.2	1.7



22 FRANCISCO CAFFARO

RS Senior • Center • 7-1 • 254
 Santa Fe, Argentina • NBA Global Academy

2022-23 HIGHLIGHTS

- Tallied 10 points and four rebounds vs. NCCU (11/7/22)
- Missed Monmouth game due to participation with Argentina National Team at World Cup qualifier in the Dominican Republic on Nov. 10
- Scored nine points along with six rebounds for Argentina in a World Cup qualifier vs. the Dominican Republic on Nov. 10
- Recorded four points and two rebounds at Miami (12/20/22)
- Missed the Pitt game (1/3/23) with a foot injury

CAFFARO CAREER STATISTICS

SEASON TEAM	GP-GS	MIN/AVG	Field Goals		3-Point		F-Throws		Rebounds				Scoring						
			FG-FGA	FG%	3FG-3FGA	3FG%	FT-FTA	FT%	OFF	DEF	TOT	AVG	PF-FO	A	TO	BLK	STL	PTS	AVG
2019-20 UVa	20-2	150/7.5	9-17	.529	0-0	.000	10-15	.667	10	14	24	1.2	24-0	0	9	5	2	28	1.4
2020-21 UVa	17-0	117/6.9	6-12	.500	0-0	.000	8-10	.800	9	12	21	1.2	16-0	2	7	1	0	20	1.2
2021-22 UVa	35-16	620/17.7	55-105	.524	0-0	.000	41-68	.603	55	107	162	4.6	79-3	8	32	11	7	151	4.3
2022-23 UVa	11-0	83/7.6	8-11	.727	0-0	.000	6-12	.500	8	13	21	1.9	17-0	1	6	1	0	22	2.0
TOTAL	83-18	970/11.7	78-145	.538	0-0	.000	65-105	.619	82	146	228	2.7	136-3	11	54	18	9	221	2.7

Single Game Highs

Statistic	Value	
Points	16	vs Virginia Tech 01/12/22
Rebounds	12	at Notre Dame 01/29/22
Assists	1	11 times
Steals	2	at Notre Dame 01/29/22
Blocks	2	vs Fairleigh Dickinson 12/18/21, vs Florida St. 02/26/22
FG Made	5	vs Virginia Tech 01/12/22, at Notre Dame 01/29/22
FG Attempts	9	vs Wake Forest 01/15/22, at Notre Dame 01/29/22
FT Made	6	vs Virginia Tech 01/12/22
FT Attempts	10	vs Virginia Tech 01/12/22

CAFFARO 2022-23 GAME-BY-GAME

Opponent	Date	GS	MIN	Total		3-Pointers		Free throws		Rebounds				PF	A	TO	BLK	STL	PTS	AVG
				FG-FGA	PCT	3FG-3FGA	PCT	FT-FTA	PCT	OFF	DEF	TOT	AVG							
N.C. Central	11/07/2022		10:12	3-3	1.000	0-0	.000	4-5	.800	1	3	4	4.0	2	1	0	0	0	10	10.0
vs Baylor	11/18/2022		06:18	1-1	1.000	0-0	.000	0-0	.000	2	0	2	3.0	2	0	0	0	0	2	6.0
vs Illinois	11/20/2022		09:43	1-1	1.000	0-0	.000	0-0	.000	1	1	2	2.7	2	0	1	1	0	2	4.7
UMES	11/25/2022		11:53	1-1	1.000	0-0	.000	0-0	.000	1	1	2	2.5	1	0	1	0	0	2	4.0
at Michigan	11/29/2022		03:57	0-1	.000	0-0	.000	0-0	.000	0	0	0	2.0	3	0	1	0	0	0	3.2
Florida St.	12/03/2022		03:48	0-0	.000	0-0	.000	0-0	.000	1	1	2	2.0	0	0	0	0	0	0	2.7
at Miami (FL)	12/20/2022		07:53	1-1	1.000	0-0	.000	2-2	1.000	1	1	2	2.0	2	0	1	0	0	4	2.9
UAlbany	12/28/2022		13:27	1-1	1.000	0-0	.000	0-5	.000	0	2	2	2.0	1	0	1	0	0	2	2.8
at Georgia Tech	12/31/2022		05:46	0-1	.000	0-0	.000	0-0	.000	0	0	0	1.8	1	0	0	0	0	0	2.4
Syracuse	01/07/2023		04:52	0-1	.000	0-0	.000	0-0	.000	0	2	2	1.8	1	0	1	0	0	0	2.2
North Carolina	01/10/2023		05:18	0-0	.000	0-0	.000	0-0	.000	1	2	3	1.9	2	0	0	0	0	0	2.0
Totals		0	83:07	8-11	.727	0-0	.000	6-12	.500	8	13	21	1.9	17	1	6	1	0	22	2.0

Player Averages

Games Played	Minutes/game	Points/game	FG Pct	3FG Pct	FT Pct	Rebounds/game	Assists/game	Turnovers/game	Assist/Turnover ratio	Steals/game	Blocks/game
11	7.6	2.0	72.7	0.0	50.0	1.9	0.1	0.5	0.2	0.0	0.1



24 TRISTAN HOW

Junior • Forward • 6-7 • 202
Virginia Beach, Va. • Norfolk Collegiate

2022-23 HIGHLIGHTS

- Scored three points along with three rebounds in collegiate debut vs. Monmouth (11/11/22)
- Totaled three rebounds in three minutes at Georgia Tech (12/31/22)

HOW CAREER STATISTICS

SEASON	TEAM	GP-GS	MIN/AVG	Field Goals		3-Point		F-Throws		Rebounds				Scoring						
				FG-FGA	FG%	3FG-3FGA	3FG%	FT-FTA	FT%	OFF	DEF	TOT	AVG	PF	FO	A	TO	BLK	STL	PTS
2022-23	UVa	2-0	8/3.8	1-4	.250	0-0	.000	1-4	.250	3	3	6	3.0	2-0	0	0	0	0	3	1.5
TOTAL		2-0	8/3.8	1-4	.250	0-0	.000	1-4	.250	3	3	6	3.0	2-0	0	0	0	0	3	1.5

Single Game Highs

Statistic	Value
Points	3 vs Monmouth 11/11/22
Rebounds	3 vs Monmouth 11/11/22, at Georgia Tech 12/31/22
FG Made	1 vs Monmouth 11/11/22
FG Attempts	3 at Georgia Tech 12/31/22
FT Made	1 vs Monmouth 11/11/22
FT Attempts	2 vs Monmouth 11/11/22, at Georgia Tech 12/31/22

HOW 2022-23 GAME-BY-GAME

Opponent	Date	GS	MIN	Total		3-Pointers		Free throws		Rebounds				PF				PTS		
				FG-FGA	PCT	3FG-3FGA	PCT	FT-FTA	PCT	OFF	DEF	TOT	AVG	A	TO	BLK	STL	PTS	AVG	
Monmouth	11/11/2022		05:02	1-1	1.000	0-0	.000	1-2	.500	1	2	3	3.0	1	0	0	0	0	3	3.0
at Georgia Tech	12/31/2022		02:34	0-3	.000	0-0	.000	0-2	.000	2	1	3	3.0	1	0	0	0	0	0	1.5
Totals		0	07:36	1-4	.250	0-0	.000	1-4	.250	3	3	6	3.0	2	0	0	0	0	3	1.5

Player Averages

Games Played	Minutes/game	Points/game	FG Pct	3FG Pct	FT Pct	Rebounds/game	Assists/game	Turnovers/game	Assist/Turnover ratio	Steals/game	Blocks/game
2	3.8	1.5	25.0	0.0	25.0	3.0	0.0	0.0	0.0	0.0	0.0



2022-23 Virginia Men's Basketball Combined Team Statistics All games

Game Records

Record	Overall	Home	Away	Neutral
ALL GAMES	13-3	8-1	3-2	2-0
CONFERENCE	5-2	3-0	2-2	0-0
NON-CONFERENCE	8-1	5-1	1-0	2-0

Score by Periods

Team	1st	2nd	OT	TOT
Virginia	510	602	0	1112
Opponents	442	508	0	950

Team Box Score

No.	Player				Total			3-Point			F-Throw		Rebounds											
		GP-GS	MIN	AVG	FG-FGA	FG%	3FG-3FGA	3FG%	FT-FTA	FT%	OFF	DEF	TOT	AVG	Pf	DQ	A	TO	BLK	STL	PTS	AVG		
4	FRANKLIN, Armaan	16-16	455:10	28.4	63-153	.412	33-82	.402	32-43	.744	10	58	68	4.3	24	0	19	15	8	16	191	11.9		
0	CLARK, Kihei	16-16	531:09	33.2	56-129	.434	18-47	.383	46-64	.719	7	37	44	2.8	24	0	96	34	1	23	176	11.0		
1	GARDNER, Jayden	16-16	380:25	23.8	65-127	.512	0-0	.000	34-56	.607	27	51	78	4.9	28	0	8	13	7	14	164	10.3		
2	BEEKMAN, Reece	15-15	452:18	30.2	48-111	.432	18-37	.486	34-42	.810	8	43	51	3.4	27	0	74	27	7	22	148	9.9		
21	SHEDRICK, Kadin	16-14	339:21	21.2	47-68	.691	1-3	.333	38-46	.826	22	44	66	4.1	43	2	11	15	27	19	133	8.3		
5	VANDER PLAS, Ben	16-2	374:17	23.4	42-99	.424	21-64	.328	22-35	.629	12	55	67	4.2	26	0	22	10	8	10	127	7.9		
11	MCKNEELY, Isaac	16-1	336:31	21.0	31-83	.373	26-64	.406	7-11	.636	4	27	31	1.9	17	0	13	13	1	7	95	5.9		
13	DUNN, Ryan	14-0	159:21	11.4	14-28	.500	3-8	.375	6-9	.667	7	28	35	2.5	16	0	3	5	14	2	37	2.6		
22	CAFFARO, Francisco	11-0	83:07	7.6	8-11	.727	0-0	.000	6-12	.500	8	13	21	1.9	17	0	1	6	1	0	22	2.0		
10	MURRAY, Taine	7-0	59:48	8.5	4-13	.308	1-9	.111	3-4	.750	0	9	9	1.3	5	0	3	1	2	0	12	1.7		
24	HOW, Tristan	2-0	07:36	3.8	1-4	.250	0-0	.000	1-4	.250	3	3	6	3.0	2	0	0	0	0	0	3	1.5		
12	COLEMAN, Chase	4-0	20:56	5.2	1-5	.200	1-3	.333	1-3	.333	0	0	0	0.0	2	0	4	2	0	0	4	1.0		
Team											21	22	43					11						
Total		16	3200		380-831	.457	122-317	.385	230-329	.699	129	390	519	32.4	231	2	254	152	76	113	1112	69.5		
Opponents		16	3200		342-849	.403	111-325	.342	155-211	.735	144	371	515	32.2	286	8	173	205	58	79	950	59.4		

Team Statistics

	UVA	OPP
Scoring	1112	950
Points per game	69.5	59.4
Scoring margin	+10.1	-
Field goals-att	380-831	342-849
Field goal pct	.457	.403
3 point fg-att	122-317	111-325
3-point FG pct	.385	.342
3-pt FG made per game	7.6	6.9
Free throws-att	230-329	155-211
Free throw pct	.699	.735
F-Throws made per game	14.4	9.7
Rebounds	519	515
Rebounds per game	32.4	32.2
Rebounding margin	+0.3	-
Assists	254	173
Assists per game	15.9	10.8
Turnovers	152	205
Turnovers per game	9.5	12.8
Turnover margin	+3.3	-
Assist/turnover ratio	1.7	0.8
Steals	113	79
Steals per game	7.1	4.9
Blocks	76	58
Blocks per game	4.8	3.6
Winning streak	3	-
Home win streak	3	-
Attendance	126824	40335
Home games-Avg/Game	9-14092	5-8067
Neutral site-Avg/Game	-	2-3839

Team Results

Date	Opponent		Score	Att.
11/07/2022	N.C. Central	W	73-61	13238
11/11/2022	Monmouth	W	89-42	13487
11/18/2022	vs Baylor	W	86-79	0
11/20/2022	vs Illinois	W	70-61	7678
11/25/2022	UMES	W	72-45	13882
11/29/2022	at Michigan	W	70-68	12200
12/03/2022	Florida St.	W	62-57	14280
12/06/2022	James Madison	W	55-50	14193
12/17/2022	Houston	L	61-69	14629
12/20/2022	at Miami (FL)	L	64-66	7257
12/28/2022	UAlbany	W	66-46	14269
12/31/2022	at Georgia Tech	W	74-56	5371
01/03/2023	at Pittsburgh	L	65-68	6464
01/07/2023	Syracuse	W	73-66	14217
01/10/2023	North Carolina	W	65-58	14629
01/14/2023	at Florida St.	W	67-58	9043



2022-23 Virginia Men's Basketball Combined Team Statistics In Conference games

Game Records

Record	Overall	Home	Away	Neutral
ALL GAMES	5-2	3-0	2-2	0-0
CONFERENCE	5-2	3-0	2-2	0-0
NON-CONFERENCE	0-0	0-0	0-0	0-0

Score by Periods

Team	1st	2nd	OT	TOT
Virginia	211	259	0	470
Opponents	186	243	0	429

Team Box Score

No.	Player				Total		3-Point		F-Throw		Rebounds											
		GP-GS	MIN	AVG	FG-FGA	FG%	3FG-3FGA	3FG%	FT-FTA	FT%	OFF	DEF	TOT	AVG	PF	DQ	A	TO	BLK	STL	PTS	AVG
0	CLARK, Kihei	7-7	237:04	33.9	28-63	.444	6-18	.333	22-29	.759	5	17	22	3.1	13	0	41	17	0	12	84	12.0
4	FRANKLIN, Armaan	7-7	199:49	28.5	28-75	.373	15-40	.375	11-18	.611	7	26	33	4.7	8	0	12	6	6	10	82	11.7
2	BEEKMAN, Reece	7-7	234:05	33.4	24-58	.414	9-20	.450	14-18	.778	4	25	29	4.1	14	0	37	12	2	9	71	10.1
5	VANDER PLAS, Ben	7-1	182:28	26.1	26-59	.441	13-37	.351	5-8	.625	6	28	34	4.9	12	0	8	4	5	7	70	10.0
1	GARDNER, Jayden	7-7	149:58	21.4	24-51	.471	0-0	.000	4-9	.444	8	13	21	3.0	16	0	2	6	2	7	52	7.4
11	MCKNEELY, Isaac	7-0	159:40	22.8	16-41	.390	15-34	.441	3-4	.750	3	15	18	2.6	8	0	7	8	0	5	50	7.1
21	SCHEDRICK, Kadin	7-6	124:32	17.8	14-22	.636	0-0	.000	11-13	.846	11	14	25	3.6	20	0	3	7	13	5	39	5.6
13	DUNN, Ryan	6-0	66:36	11.1	5-11	.455	1-2	.500	4-4	1.000	6	12	18	3.0	8	0	1	2	6	0	15	2.5
10	MURRAY, Taine	2-0	13:03	6.5	1-2	.500	0-1	.000	0-0	.000	0	1	1	0.5	1	0	0	1	0	0	2	1.0
12	COLEMAN, Chase	1-0	02:34	2.6	0-0	.000	0-0	.000	1-2	.500	0	0	0	0.0	1	0	0	0	0	0	1	1.0
22	CAFFARO, Francisco	5-0	27:37	5.5	1-3	.333	0-0	.000	2-2	1.000	3	6	9	1.8	6	0	0	2	0	0	4	0.8
24	HOW, Tristan	1-0	02:34	2.6	0-3	.000	0-0	.000	0-2	.000	2	1	3	3.0	1	0	0	0	0	0	0	0.0
Team											6	9	15				3					
Total		7	1400		167-388	.430	59-152	.388	77-109	.706	61	167	228	32.6	108	0	111	68	34	55	470	67.1
Opponents		7	1400		151-376	.402	48-135	.356	79-102	.775	68	177	245	35.0	108	3	86	93	30	35	429	61.3

Team Statistics

	UVA	OPP
Scoring	470	429
Points per game	67.1	61.3
Scoring margin	+5.9	-
Field goals-att	167-388	151-376
Field goal pct	.430	.402
3 point fg-att	59-152	48-135
3-point FG pct	.388	.356
3-pt FG made per game	8.4	6.9
Free throws-att	77-109	79-102
Free throw pct	.706	.775
F-Throws made per game	11.0	11.3
Rebounds	228	245
Rebounds per game	32.6	35.0
Rebounding margin	-2.4	-
Assists	111	86
Assists per game	15.9	12.3
Turnovers	68	93
Turnovers per game	9.7	13.3
Turnover margin	+3.6	-
Assist/turnover ratio	1.6	0.9
Steals	55	35
Steals per game	7.9	5.0
Blocks	34	30
Blocks per game	4.9	4.3
Winning streak	3	-
Home win streak	3	-
Attendance	43126	28135
Home games-Avg/Game	3-14375	4-7034
Neutral site-Avg/Game	-	0-0

Team Results

Date	Opponent		Score	Att.
12/03/2022	Florida St.	W	62-57	14280
12/20/2022	at Miami (FL)	L	64-66	7257
12/31/2022	at Georgia Tech	W	74-56	5371
01/03/2023	at Pittsburgh	L	65-68	6464
01/07/2023	Syracuse	W	73-66	14217
01/10/2023	North Carolina	W	65-58	14629
01/14/2023	at Florida St.	W	67-58	9043



**2022-23 Virginia Men's Basketball
Team Game-by-Game
All games**

Opponent	Date	Score	W	Total		3-Pointers		Free throws		Rebounds										
				FG-FGA	PCT	3FG-3FGA	PCT	FT-FTA	PCT	OFF	DEF	TOT	AVG	PF	A	TO	BLK	STL	PTS	AVG
N.C. Central	11/07/2022	73-61	W	20-47	.426	11-25	.440	22-30	.733	10	27	37	37.0	12	16	8	4	4	73	73.0
Monmouth	11/11/2022	89-42	W	30-54	.556	13-25	.520	16-25	.640	11	24	35	36.0	20	23	6	8	9	89	81.0
vs Baylor	11/18/2022	86-79	W	25-45	.556	9-14	.643	27-35	.771	8	19	27	33.0	15	20	14	3	8	86	82.7
vs Illinois	11/20/2022	70-61	W	20-48	.417	5-17	.294	25-32	.781	9	28	37	34.0	14	10	12	2	8	70	79.5
UMES	11/25/2022	72-45	W	27-51	.529	5-15	.333	13-18	.722	7	26	33	33.8	11	18	10	5	10	72	78.0
at Michigan	11/29/2022	70-68	W	27-53	.509	4-8	.500	12-19	.632	6	19	25	32.3	15	12	7	0	7	70	76.7
Florida St.	12/03/2022	62-57	W	18-51	.353	5-19	.263	21-26	.808	12	26	38	33.1	17	9	12	10	4	62	74.6
James Madison	12/06/2022	55-50	W	19-45	.422	5-21	.238	12-24	.500	3	30	33	33.1	14	14	9	10	6	55	72.1
Houston	12/17/2022	61-69	L	20-48	.417	6-22	.273	15-17	.882	6	20	26	32.3	13	15	10	3	2	61	70.9
at Miami (FL)	12/20/2022	64-66	L	22-60	.367	6-23	.261	14-19	.737	11	26	37	32.8	17	17	10	3	6	64	70.2
UAlbany	12/28/2022	66-46	W	25-52	.481	5-18	.278	11-20	.550	8	30	38	33.3	9	15	8	7	4	66	69.8
at Georgia Tech	12/31/2022	74-56	W	27-57	.474	10-22	.455	10-16	.625	11	20	31	33.1	14	21	11	3	14	74	70.2
at Pittsburgh	01/03/2023	65-68	L	26-55	.473	9-21	.429	4-4	1.000	6	22	28	32.7	18	17	11	1	7	65	69.8
Syracuse	01/07/2023	73-66	W	23-53	.434	12-26	.462	15-22	.682	7	23	30	32.5	17	22	10	6	11	73	70.0
North Carolina	01/10/2023	65-58	W	24-52	.462	6-19	.316	11-19	.579	6	26	32	32.5	12	11	8	8	9	65	69.7
at Florida St.	01/14/2023	67-58	W	27-60	.450	11-22	.500	2-3	.667	8	24	32	32.4	13	14	6	3	4	67	69.5
Total		1112		380-831	.457	122-317	.385	230-329	.699	129	390	519	32.4	231	254	152	76	113	1112	69.5
Opponents		950		342-849	.403	111-325	.342	155-211	.735	144	371	515	32.2	286	173	205	58	79	950	59.4

Virginia Averages

Games Played	Points/game	FG Pct	3FG Pct	FT Pct	Rebounds/game	Assists/game	Turnovers/game	Assist/Turnover ratio	Steals/game	Blocks/game
16	69.5	45.7	38.5	69.9	32.4	15.9	9.5	1.7	7.1	4.8



**2022-23 Virginia Men's Basketball
Opponents Game-by-Game
All games**

Opponent	Date	Score	W	Total		3-Pointers		Free throws		Rebounds				PF	A	TO	BLK	STL	PTS	AVG
				FG-FGA	PCT	3FG-3FGA	PCT	FT-FTA	PCT	OFF	DEF	TOT	AVG							
N.C. Central	11/07/2022	73-61	W	22-53	.415	8-19	.421	9-14	.643	8	19	27	27.0	25	8	8	4	6	61	61.0
Monmouth	11/11/2022	89-42	W	16-41	.390	3-11	.273	7-15	.467	6	15	21	24.0	21	5	21	0	3	42	51.5
vs Baylor	11/18/2022	86-79	W	28-58	.483	11-26	.423	12-14	.857	12	17	29	25.7	24	15	13	2	7	79	60.7
vs Illinois	11/20/2022	70-61	W	24-59	.407	9-26	.346	4-9	.444	11	23	34	27.8	22	11	13	4	5	61	60.8
UMES	11/25/2022	72-45	W	19-55	.345	3-18	.167	4-5	.800	8	21	29	28.0	16	7	15	2	5	45	57.6
at Michigan	11/29/2022	70-68	W	26-49	.531	8-19	.421	8-10	.800	5	24	29	28.2	16	10	12	9	3	68	59.3
Florida St.	12/03/2022	62-57	W	21-64	.328	6-18	.333	9-9	1.000	16	24	40	29.9	19	12	13	4	4	57	59.0
James Madison	12/06/2022	55-50	W	15-55	.273	7-23	.304	13-18	.722	13	28	41	31.3	21	5	12	1	8	50	57.9
Houston	12/17/2022	61-69	L	25-51	.490	8-21	.381	11-13	.846	7	23	30	31.1	17	17	8	3	4	69	59.1
at Miami (FL)	12/20/2022	64-66	L	21-53	.396	7-22	.318	17-22	.773	9	28	37	31.7	17	11	11	7	5	66	59.8
UAlbany	12/28/2022	66-46	W	16-52	.308	6-27	.222	8-11	.727	6	24	30	31.5	16	9	10	3	3	46	58.5
at Georgia Tech	12/31/2022	74-56	W	20-45	.444	7-16	.438	9-13	.692	8	22	30	31.4	16	11	23	1	6	56	58.3
at Pittsburgh	01/03/2023	65-68	L	23-54	.426	7-22	.318	15-17	.882	9	23	32	31.5	9	16	8	3	5	68	59.1
Syracuse	01/07/2023	73-66	W	24-54	.444	8-14	.571	10-15	.667	9	28	37	31.9	20	15	16	7	9	66	59.6
North Carolina	01/10/2023	65-58	W	21-53	.396	8-24	.333	8-12	.667	8	28	36	32.1	19	9	13	2	5	58	59.5
at Florida St.	01/14/2023	67-58	W	21-53	.396	5-19	.263	11-14	.786	9	24	33	32.2	8	12	9	6	1	58	59.4
Total		950		342-849	.403	111-325	.342	155-211	.735	144	371	515	32.2	286	173	205	58	79	950	59.4
Virginia		1112		380-831	.457	122-317	.385	230-329	.699	129	390	519	32.4	231	254	152	76	113	1112	69.5

Opponents Averages

Games Played	Points/game	FG Pct	3FG Pct	FT Pct	Rebounds/game	Assists/game	Turnovers/game	Assist/Turnover ratio	Steals/game	Blocks/game
16	59.4	40.3	34.2	73.5	32.2	10.8	12.8	0.8	4.9	3.6



**2022-23 Virginia Men's Basketball
Points-rebounds-assists
All games**

Opponent	Date	Score	W	0	1	2	4	5	10	11	12	13	21	22
				CLARK,KIHE	GARDNER,JA	BEEKMAN,RE	FRANKLIN,A	VANDER PLA	MURRAY,TAI	MCKNEELY,I	COLEMAN,CH	DUNN,RYAN	SHEDRICK,K	CAFFARO,FR
N.C. Central	11/07/2022	73-61	W	9-2-5	3-9-0	10-3-5	21-4-1	7-4-2	0-1-0	3-1-0	DNP	DNP	10-7-2	10-4-1
Monmouth	11/11/2022	89-42	W	8-1-7	9-5-1	7-2-6	8-3-0	10-3-3	7-0-1	15-2-1	0-0-2	13-6-2	9-7-0	DNP
vs Baylor	11/18/2022	86-79	W	7-4-3	7-3-2	10-1-10	26-4-1	14-2-1	DNP	0-0-2	DNP	3-0-0	17-3-1	2-2-0
vs Illinois	11/20/2022	70-61	W	12-3-3	12-5-1	17-4-3	9-5-0	8-10-2	DNP	3-0-0	DNP	0-1-0	7-6-1	2-2-0
UMES	11/25/2022	72-45	W	5-2-8	26-3-0	9-5-2	5-4-3	2-7-2	1-4-1	6-3-0	3-0-1	0-0-0	13-3-1	2-2-0
at Michigan	11/29/2022	70-68	W	16-2-4	12-11-2	18-4-5	2-4-0	10-0-1	DNP	0-0-0	DNP	0-1-0	12-1-0	0-0-0
Florida St.	12/03/2022	62-57	W	18-3-3	10-7-0	7-4-5	9-2-0	7-4-1	DNP	4-5-0	DNP	4-5-0	3-6-0	0-2-0
James Madison	12/06/2022	55-50	W	18-2-7	14-8-0	2-0-1	8-3-2	3-5-1	0-0-1	4-2-1	DNP	4-5-0	2-5-1	DNP
Houston	12/17/2022	61-69	L	9-2-8	13-6-0	4-3-5	10-6-0	0-0-1	DNP	9-2-0	DNP	0-1-0	16-3-1	DNP
at Miami (FL)	12/20/2022	64-66	L	13-4-3	8-2-0	10-9-9	0-2-0	20-4-2	2-1-0	5-5-3	DNP	0-2-0	2-1-0	4-2-0
UAlbany	12/28/2022	66-46	W	8-4-10	16-7-0	DNP	20-2-0	3-2-1	2-3-0	5-3-2	0-0-1	2-3-0	8-6-1	2-2-0
at Georgia Tech	12/31/2022	74-56	W	15-2-8	14-2-1	8-4-4	11-3-4	3-6-0	0-0-0	9-4-2	1-0-0	2-3-1	11-4-1	0-0-0
at Pittsburgh	01/03/2023	65-68	L	17-4-8	4-3-1	12-6-3	14-4-3	2-1-0	DNP	6-0-0	DNP	0-2-0	10-4-2	DNP
Syracuse	01/07/2023	73-66	W	5-2-11	10-3-0	13-1-7	16-6-3	6-4-1	DNP	12-3-0	DNP	DNP	11-7-0	0-2-0
North Carolina	01/10/2023	65-58	W	7-2-2	3-1-0	13-2-5	12-9-2	17-8-1	DNP	11-1-1	DNP	0-2-0	2-2-0	0-3-0
at Florida St.	01/14/2023	67-58	W	9-5-6	3-3-0	8-3-4	20-7-0	15-7-3	DNP	3-0-1	DNP	9-4-0	0-1-0	DNP

Opponent	Date	Score	W	24 HOW,TRISTA
N.C. Central	11/07/2022	73-61	W	DNP
Monmouth	11/11/2022	89-42	W	3-3-0
vs Baylor	11/18/2022	86-79	W	DNP
vs Illinois	11/20/2022	70-61	W	DNP
UMES	11/25/2022	72-45	W	DNP
at Michigan	11/29/2022	70-68	W	DNP
Florida St.	12/03/2022	62-57	W	DNP
James Madison	12/06/2022	55-50	W	DNP
Houston	12/17/2022	61-69	L	DNP
at Miami (FL)	12/20/2022	64-66	L	DNP
UAlbany	12/28/2022	66-46	W	DNP
at Georgia Tech	12/31/2022	74-56	W	0-3-0
at Pittsburgh	01/03/2023	65-68	L	DNP
Syracuse	01/07/2023	73-66	W	DNP
North Carolina	01/10/2023	65-58	W	DNP
at Florida St.	01/14/2023	67-58	W	DNP