



# VIRGINIA<sup>TM</sup>

**VIRGINIA ATHLETICS MEDIA RELATIONS**  
 295 Massie Road, Room 154  
 Charlottesville, VA 22904  
**Men's Basketball Contact:** Erich Bacher  
**O:** (434) 982-5530 **C:** (720) 318-5538  
**E-mail:** bacher@virginia.edu  
**Web:** VirginiaSports.com  
**Twitter:** @UVMensHoops, @ErichJBacher

24 NCAA TOURNAMENT APPEARANCES · 2019 NCAA CHAMPIONS · 3 NCAA FINAL FOURS · 11 ALL-AMERICANS · 27 ALL-ACC FIRST TEAM SELECTIONS

## GAME INFORMATION

**Date/Time:** Saturday, Jan. 28, 2023 / Noon ET  
**Site:** Charlottesville, Va./John Paul Jones Arena (14,623)  
**TV:** Regional Sports Networks  
**Online:** N/A  
 Eric Collins & Mike Gminski  
**Radio:** Virginia Sports Radio Network  
**Online:** VirginiaSports.com  
 John Freeman & Jimmy Miller  
**Satellite Radio:** SiriusXM (84), SXM App (84)  
**Live Stats:** VirginiaSports.com  
**Twitter:** @UVMensHoops  
**Virginia vs. Boston College:** 18-8  
**Charlottesville:** 10-2 (8-2 John Paul Jones Arena)  
**Chestnut Hill:** 5-5 (5-5 Conte Forum); Neutral: 3-1  
**First Meeting:** Dec. 11, 1971 (W, 79-69 in W.Va.)  
**Last Meeting:** Feb. 1, 2022 (W, 67-55 at JPJ)  
**Winning Streak:** Virginia, 3 games

## 2022-23 SCHEDULE/RESULTS - 15-3, 7-2 ACC

Date	Opponent	TV	Time/Result
Nov. 7	[18] NCCU	RSN	W, 73-61
Nov. 11	[18] Monmouth	RSN	W, 89-42
Nov. 14	[18] Northern Iowa	ACCN	Canceled
Nov. 18	[16] vs. Baylor (5) #	ESPN2	W, 86-79
Nov. 20	[16] vs. Illinois (19) #	ESPN	W, 70-61
Nov. 25	[5] UMES	ACCN	W, 72-45
Nov. 29	[3] at Michigan (RV) %	ESPN	W, 70-68
Dec. 3	[3] Florida State *	ESPN2	W, 62-57
Dec. 6	[3] JMU	ACCN	W, 55-50
Dec. 17	[2] Houston (5)	ESPN2	L, 69-61
Dec. 20	[6] at Miami (22) *	ACCN	L, 66-64
Dec. 28	[13] UAlbany	ACCN	W, 66-46
Dec. 31	[13] at Georgia Tech *	ACCN	W, 74-56
Jan. 3	[11] at Pittsburgh *	ACCN	L, 68-65
Jan. 7	[11] Syracuse *	ACCN	W, 73-66
Jan. 10	[13] North Carolina *	ESPN	W, 65-58
Jan. 14	[13] at Florida State *	ESPN2	W, 67-58
Jan. 18	[10] Virginia Tech *	ESPNU	W, 78-68
Jan. 21	[10] at Wake Forest *	ESPNU	W, 76-67
Jan. 28	[7] Boston College *	RSN	Noon
Jan. 30	at Syracuse *	ESPN	7 p.m.
Feb. 4	at Virginia Tech *	ESPN2	Noon
Feb. 7	NC State *	ACCN	9 p.m.
Feb. 11	Duke *	ESPN/2	4 p.m.
Feb. 15	at Louisville *	ESPN/2/U	7 p.m.
Feb. 18	Notre Dame *	ESPN/2/U	Noon
Feb. 22	at Boston College *	RSN	7 p.m.
Feb. 25	at North Carolina *	ESPN	6/8 p.m.
Feb. 28	Clemson *	ACCN	7 p.m.
Mar. 4	Louisville *	ESPN/2	12/2/4 p.m.
Mar. 7-11 ACC Tournament, Greensboro, N.C.			

## Home games in Bold

All times Eastern

# - Continental Tire Main Event, Las Vegas, Nev.

% - ACC/B1G Challenge

\* - ACC Game

## PRONUNCIATION GUIDE

Kihei Clark ..... Key-HEY  
 Francisco Caffaro ..... CAF-uh-row  
 Armaan Franklin ..... Ar-MAHN  
 Isaac Traudt ..... Trout



VS.



## [7/6] VIRGINIA CAVALIERS (15-3, 7-2 ACC)

Head Coach: Tony Bennett (Green Bay, 1992)

UVA: 331-120 (14th season), Career: 400-153 (17th season)

## BOSTON COLLEGE EAGLES (10-11, 4-6 ACC)

Head Coach: Earl Grant (Georgia College, 2000)

Boston College: 23-31 (2nd season), Career: 150-120 (9th season)

## FOR OPENERS

- No. 7 Virginia (15-3) is second in the ACC at 7-2, while Boston College (10-11) is 11th at 4-6.
- The Cavaliers have a five-game win streak and are 9-1 at John Paul Jones Arena.
- UVA has a three-game win streak vs. Boston College and seven-game win streak against the Eagles at JPJ.
- Armaan Franklin is averaging 16.6 points during his eight-game double figure streak.
- UVA ranks first nationally in assist/turnover ratio (1.78), third in turnovers per game (9.1), 12th in scoring defense (60.3 ppg), 13th in 3-point percentage (38.8%), 26th in assists per game (16.2), 28th in fouls per game (14.4), 33rd in blocks per game (4.8), 34th in turnover margin (3.2) and 39th in scoring margin (10.1).

## HOOW ARE THESE CAVALIERS?

- UVA returns all five starters from last season's team, which finished 21-14, 12-8 in the ACC (sixth) and advanced to the NIT.
- We play defense, take quality shots, pass the basketball, limit turnovers and transition points, rebound and play more defense.
- The Cavaliers return 91.4 percent of its scoring from last season, most among all NCAA Division I teams.
- Kihei Clark (11.6 ppg, 5.8 apg), Reece Beekman (9.8 ppg, 3.4 rpg, 5.1 apg), Jayden Gardner (10.1 ppg, 4.7 rpg), Armaan Franklin (12.4 ppg, 40.8% 3FG) and Ben Vander Plas (8.1 ppg, 4.5 rpg) have started the past three games.
- Isaac McKneely (6.3 ppg, 41.7% 3FG), Ryan Dunn (2.8 ppg, 2.9 rpg, 1.1 bpg), Kadin Shedrick (7.4 ppg, 3.7 rpg, 1.5 bpg), Francisco Caffaro (2 ppg, 1.8 rpg) and Taine Murray (1.7 ppg) provide depth off the bench.
- UVA used the starting lineup of Clark, Beekman, Franklin, Gardner and Shedrick in 14 games.
- Isaac Traudt and Leon Bond III are redshirting this season.

## LAST TIME OUT

- No. 10 Virginia tallied its fifth consecutive ACC win in a tightly-contested 76-67 win at Wake Forest Jan. 21.
- The Cavaliers led by as many as 19 points in the first half and Wake managed to cut the UVA lead to just one midway through the second half, but the Hoos made stops defensively down the stretch to deliver head coach Tony Bennett's 400th career win.
- Armaan Franklin scored 25 points and added a career-high 10 rebounds for his first career double-double.
- Kihei Clark added 12 points and Isaac McKneely added 11.
- UVA drilled a season-high 15 3-pointers and outrebounded Wake Forest 38-32.
- Damari Monsanto led the Demon Deacons with 25 points.

## HOOS AMONG ACC LEADERS

- UVA leads the ACC in scoring defense (60.3), scoring margin (10.1), 3-point percentage (38.8%), assists (16.2 apg) and assist/turnover ratio (1.78)
- Reece Beekman ranks first in assist/turnover ratio (3.2), third in assists (5.1 apg) and 11th in steals (1.4 spg).
- Kihei Clark ranks second in the ACC in assists (5.8 apg) and assist/turnover ratio (2.84), and 12th in steals (1.3 spg).
- Kadin Shedrick ranks fourth in blocks (1.5 bpg) and Ryan Dunn ranks 11th (1.1 bpg).
- Armaan Franklin ranks 11th in made 3-pointers per game (2.2).

## ALL-TIME VS. BOSTON COLLEGE

- Virginia is 18-8 all-time vs. Boston College, including a 13-8 ACC mark, in the series that dates to 1971-72.
- The Cavaliers have a three-game win streak against the Eagles, including a 67-55 win last season.
- UVA has won 11 of the last 13 games in the series.
- UVA is 10-2, including a seven-game winning streak, against Boston College in Charlottesville.
- UVA has limited BC to 58 or fewer points in seven of the last nine meetings.
- Head coach Tony Bennett is 12-5 all-time against Boston College.

## LAST TIME VS. THE EAGLES

- Kihei Clark scored a season-high 19 points and Jayden Gardner added 17 as Virginia downed Boston College 67-55 in ACC action on Feb. 1, 2022, at John Paul Jones Arena.
- Kadin Shedrick added a career-best 13 points and Armaan Franklin chipped in 12 at UVA improved to 13-9, 7-5 ACC.
- Virginia drilled a season-high 26 free throws on 29 attempts.
- The Cavaliers scored 20 points off of 14 BC turnovers.

## SUITS AND SNEAKERS/SHOES FOR HOPE

- Head coach Tony Bennett and his staff will wear basketball shoes painted by cancer patients at UVA Children's Hospital (from the Shoes for Hope event) and suits as part of the annual American Cancer Society's Coaches vs. Cancer Suits And Sneakers Week. The shoes will be auctioned off as a fundraiser for Coaches vs. Cancer.
- Bennett and his staff join coaches nationwide in raising funds and awareness for the American Cancer Society and their efforts to prevent and fight cancer in every person. Visit Coaches.Cancer.org to learn more about how we are making a difference in the fight against cancer. Information about the auction can be found on the Instagram and Facebook page: @s4hvirginia.

## VIRGINIA'S STARTING LINEUP AT WAKE FOREST (1/21/23)

Pos.	No.	Player (Hometown)	Yr.	Ht.	Wt.	PPG	RPG	NOTES
G	0	Kihei Clark (Woodland Hills, Calif.)	Gr.	5-10	167	11.6	5.8(a)	3rd career 20-point effort vs. VT; 5+ assists in 11 games
G	2	Reece Beekman (Milwaukee, Wis.)	Jr.	6-3	190	9.8	5.1(a)	2nd double-double vs. Baylor (10p, 10a); 13p, 5a, 5s vs. UNC
G	4	Armaan Franklin (Indianapolis, Ind.)	Sr.	6-4	200	12.4	4.6	11th 20-pt effort at FSU; 40.8% 3FG; 16.6 ppg last 8 games
F	1	Jayden Gardner (Wake Forest, N.C.)	Gr.	6-6	233	10.1	4.7	2,180 PTS, 1,012 REB; 41 20-point games (8 at UVA)
F	5	Ben Vander Plas (Ripon, Wis.)	Gr.	6-8	236	8.1	4.5	Ohio transfer has 1,717 career points, 839 rebounds & 234 3's
<b>OFF THE BENCH</b>								
G	11	Isaac McKneely (Poca, W.Va.)	Fr.	6-4	179	6.3	1.9	10+ PTS in 4 games; 41.7% 3FG; 2+ 3-pointers in 8 games
G	13	Ryan Dunn (Freeport, N.Y.)	Fr.	6-8	208	2.8	2.9	9p, 4r, 3b at FSU; 3 blocks in 4 gms; Career-high 8 REB at WF
F	21	Kadin Shedrick (Holly Springs, N.C.)	R-Jr.	6-11	231	7.4	3.7	69.1% FG & 82.6% FT; 2+ BLK in 27 career games
C	22	Francisco Caffaro (Sante Fe, Argentina)	R-Sr.	7-1	254	2.0	1.8	10 PTS & 4 REB vs. NCCU; 2 PTS & 1 REB at WF
G	10	Taine Murray (Auckland, N.Z.)	So.	6-5	205	1.7	1.3	7 PTS vs. Monmouth; 2 PTS in 9 minutes at Miami

**VIRGINIA HEAD COACH TONY BENNETT**

- Dean and Markel Families Head Men's Basketball Coach Tony Bennett has a 331-120 (.734) mark in 14 seasons at UVA and 400-153 (.723) career mark in 17 seasons as a head coach.
- Bennett passed Terry Holland (326-173, 16 seasons) as the all-time winningest coach at UVA with the win over Syracuse (1/7/23).
- Bennett recorded his 400th career win at Wake Forest (1/21/23).
- Bennett has guided the Cavaliers to five ACC regular-season titles (2014, 2015, 2018, 2019 and 2021), two ACC Tournament titles (2014 and 2018) and one NCAA national championship (2019).
- The three-time National (2007, 2015 and 2018) and four-time ACC Coach of the Year (2014, 2015, 2018 and 2019) guided UVA to its 10th consecutive postseason berth in 2021-22.
- In 2018-19, Bennett led the Cavaliers to their first NCAA national championship, a share of their ninth ACC regular-season title and a school-record 35 wins.
- Bennett is the third coach in ACC men's basketball history to lead his program to 11-straight winning conference seasons, joining North Carolina's Dean Smith (33) and Duke's Mike Krzyzewski (13).
- He has led UVA to outright ACC regular-season and tournament championships in the same season two times (2014 and 2018).
- Bennett is the fifth coach in ACC history to win at least three outright ACC regular-season titles (Frank McGuire, Dean Smith, Mike Krzyzewski and Roy Williams).
- UVA is 168-72 (.700) in ACC play (94-25 at home & 74-47 away), 187-38 (.831) at home and 162-47 (.775) in non-conference action (91-10 at JPI) under Bennett.
- Bennett ranks fifth all-time in winning percentage (.700) among ACC head coaches with 100 or more ACC wins.

**PLAYER NOTES**

- Shooting guard Armaan Franklin (26, 25, 21, 20, 20) leads Virginia with five 20-point games, while Jayden Gardner (26), Kihei Clark (20) and Ben Vander Plas (20) have also registered 20-point efforts.
- Franklin has led UVA in scoring in seven contests this season and needs 10 points to reach 1,000 career points.
- Franklin registered his first career double-double with 25 points and career-best 10 rebounds at Wake Forest.
- Franklin is averaging 7.8 rebounds over the last four games.
- Vander Plas is averaging 12.5 points and 7.3 rebounds the past four games and is 10 of 24 from 3-point range during that span.
- Gardner (12 points, 11 rebounds) registered his 37th career double-double vs. Michigan and snared his 1,000th career rebound vs. Syracuse.
- Isaac McKneely matched a career high with four 3-pointers vs. Syracuse and has made at least one 3-pointer in 14 games.
- McKneely is shooting 54.8 percent (17 of 31) from 3-point range during his seven-game 3-pointer streak.
- Reece Beekman registered his fifth career game with five or more steals vs. North Carolina (1/10).
- Beekman is shooting career bests from 3-point range (46.7%) and charity stripe (82.6%).
- Ryan Dunn has registered four games with three blocks.

**OFFENSIVE MINDED HOOS**

- UVA is averaging 70.3 points per game, most since averaging 71.4 points in 2018-19.
- UVA scored 70 or more points in its first six games (10 overall) for the first time since 2003-04 (8 games).
- UVA scored at least 70 points in six straight games for the first time since December of 2014.
- UVA is shooting 45.7 percent from the field, including 38.8 percent from 3-point range and 71 percent free throws.
- UVA's 38.8 percent 3-point percentage is its best since shooting 39.5 percent in 2018-19.
- UVA shot 44.9 percent from the field, including 32.3 percent from 3-point range, last season.

**VIRGINIA RANKED NO. 7 IN LATEST AP POLL**

- UVA is ranked No. 7 in the latest AP national poll and has been ranked in the top-20 in all 12 polls.
- UVA's No. 2 ranking on Dec. 12 as UVA's highest since spending the last four weeks at No. 2 in 2018-19.
- UVA returned to the top-5 for the first time on Nov. 21 since a No. 4-preseason ranking in 2020-21.
- The Cavaliers were ranked No. 18 in the AP Preseason poll.
- UVA was ranked in the preseason AP top-25 for the fifth straight year and ninth in the last 10 seasons.

**NATIONAL DEFENSIVE POINTS PER GAME****RANKINGS UNDER TONY BENNETT**

Year	School	Pts/Gm	Rank
2006-07	Washington State	59.5	17th
2007-08	Washington State	56.4	3rd
2008-09	Washington State	55.4	1st
2009-10	Virginia	63.6	54th
2010-11	Virginia	62.4	36th
2011-12	Virginia	54.2	2nd
2012-13	Virginia	55.6	5th
2013-14	Virginia	55.7	1st
2014-15	Virginia	51.5	1st
2015-16	Virginia	60.1	2nd
2016-17	Virginia	56.4	1st
2017-18	Virginia	54.0	1st
2018-19	Virginia	56.1	1st
2019-20	Virginia	52.4	1st
2020-21	Virginia	60.5	6th
2021-22	Virginia	60.1	6th
2022-23	Virginia	60.3	12th

**THERE'S NO PLACE LIKE HOME**

- Virginia is 225-54 (.807), including a 9-1 mark in 2022-23, in 17 seasons at John Paul Jones Arena.
- UVA was 10-1 at JPI in 2020-21 and is 187-38 (.831), including a 152-23 (.869) mark the past 11 seasons.
- UVA is an ACC-leading 82-13 (.863) in league home games over the past 11 seasons. Duke is second at 81-14 (.853).
- UVA has won 10+ home games for 13 straight seasons.

**GRUMPY OLD MEN**

- UVA's roster includes sixth-year Ben Vander Plas, fifth-years Francisco Caffaro, Kihei Clark and Jayden Gardner, fourth-years Chase Coleman, Armaan Franklin and Kadin Shedrick, and third-year Reece Beekman.
- The average age of the Cavaliers is 20.8 years old.
- Gardner ranks first among active Division I players in career free throw attempts (761), third in free throws made (562), fifth in field goals made (803), seventh in points (2,180), ninth in double-doubles (37), 10th in rebounds (1,012) and 12th in field goals attempted (1,599).
- Clark ranks sixth among active DI players in assists (644), 14th in assist/turnover ratio (2.07) and 18th in games (146).
- Gardner (2,180 points), Vander Plas (1,717 points) and Clark (1,290 points) have played in a combined 420 career games.

**THE DEFENSE NEVER RESTS**

- UVA ranks 12th nationally in scoring defense at 60.3 ppg.
- The Cavaliers ranked eighth nationally in scoring defense in 2021-22 at 60.1 ppg.
- UVA has limited its opponents to 40.7 percent field goal shooting, including 34.8 percent from 3-point range.
- The Cavaliers have forced 12 shot clock violations and have averaged 28 shot clock violations since 2019.
- UVA has outrebounded eight foes (NCCU, Monmouth, Illinois, UMES, UAlbany, Georgia Tech & Virginia Tech, Wake Forest).
- In 2021-22, the Cavaliers limited their opponents to 40.3 percent shooting and 33.6 percent from 3-point range.
- Bennett-coached teams have led the nation in scoring defense seven times and finished in the top-five nationally 11 times.

**CLARK CAREER NOTES**

- Kihei Clark became UVA's all-time leader in minutes (4,840) and games (146) this season, and needs eight starts and 40 assists to become the all-time leader at UVA in those categories.
- Clark (112 wins) passed Mamadi Diakite (110 from 2017-20) for first on UVA's career wins list.
- Clark (66 ACC wins) passed Diakite (64 from 2017-20) for first on UVA's ACC career wins (reg. season and ACC Tournament) list.
- Clark needs five ACC wins to pass Duke's Shane Battier (70 from 2017-20) for first on the career ACC wins (regular season and ACC Tournament) list.
- Clark (4,840 minutes) needs 48 minutes to pass Duke's Kyle Singler (4,887 from 2008-11) for first on the ACC's career minutes played list.
- Clark ranks 28th on UVA's all-time scoring list 1,290 points.
- Clark needs 32 points to pass Norman Nolan (1,321 from 1995-98) for 27th on the list.
- Clark (640 assists) needs 40 assists to pass John Crotty (683 from 1988-91) for first on UVA's all-time assists list.

**ABOUT THE 2022-23 SCHEDULE**

- Three Virginia opponents are ranked in the latest AP Top-25 poll (Houston, Miami and Clemson), while five received votes.
- UVA is 2-2 vs. ranked foes (wins vs. Baylor and Illinois).



# TONY BENNETT

**EDUCATION**

College: Green Bay, 1992

**COACHING EXPERIENCE**

1999-00	Wisconsin (staff volunteer)
2000-01	Wisconsin (assistant coach)
2003-04	Washington State (assistant coach)
2004-06	Washington State (associate head coach)
2006-09	Washington State (head coach)
2009-	Virginia (head coach)

**THE BENNETT RECORD**

Year	School	Record (Conf)	Postseason
2006-07	Washington St.	26-8 (13-5)	NCAA 2nd Round
2007-08	Washington St.	26-9 (11-7)	NCAA Sweet 16
2008-09	Washington St.	17-16 (8-10)	NIT 1st Round
2009-10	Virginia	15-16 (5-11)	
2010-11	Virginia	16-15 (7-9)	
2011-12	Virginia	22-10 (9-7)	NCAA 2nd Round
2012-13	Virginia	23-12 (11-7)	NIT Quarterfinals
2013-14	Virginia	30-7 (16-2)	NCAA Sweet 16
2014-15	Virginia	30-4 (16-2)	NCAA Third Round
2015-16	Virginia	29-8 (13-5)	NCAA Elite Eight
2016-17	Virginia	23-11 (11-7)	NCAA 2nd Round
2017-18	Virginia	31-3 (17-1)	NCAA 1st Round
2018-19	Virginia	35-3 (16-2)	NCAA Champions
2019-20	Virginia	23-7 (15-5)	N/A
2020-21	Virginia	18-7 (13-4)	NCAA First Round
2021-22	Virginia	21-14 (12-8)	NIT Quarterfinals
2022-23	Virginia	15-3 (7-2)	
<b>Total</b>	<b>17 seasons</b>	<b>400-153</b>	
<b>Virginia</b>	<b>14 seasons</b>	<b>331-120</b>	

**BENNETT VS. 2022-23 OPPONENTS**

Opponent	Career	Virginia
UAlbany	1-0	1-0
Baylor	2-1	1-0
Boston College	12-5	12-5
UCLA	1-6	0-0
Clemson	14-4	14-4
Duke	5-13	5-13
Florida State	11-11	11-11
Georgia Tech	17-2	17-2
Houston	0-2	0-2
Illinois	1-0	1-0
JMU	4-1	4-1
Louisville	15-2	15-2
Maryland Eastern Shore	2-0	2-0
Miami	12-6	12-6
Michigan	2-0	2-0
Monmouth	2-0	2-0
North Carolina	13-10	13-9
NCCU	1-0	1-0
NC State	14-4	14-4
Northern Iowa	1-0	1-0
Notre Dame	12-2	11-2
Pitt	12-3	12-2
Syracuse	11-3	11-3
Virginia Tech	18-8	18-8
Wake Forest	11-5	11-5

## VIRGINIA IN THE POLLS

Date	AP	Coaches	Date	AP	Coaches
Preseason	18	18	Jan. 23	7	6
Nov. 14	16	14			
Nov. 21	5	6			
Nov. 28	3	3			
Dec. 5	3	3			
Dec. 12	2	2			
Dec. 19	6	6			
Dec. 26	13	12			
Jan. 2	11	11			
Jan. 9	13	12			
Jan. 16	10	10			



WATCH ME NOW

- Kihei Clark was named to Bob Cousy Award Top-20 Watch List for the fourth straight season.
- Jayden Gardner was named to Karl Malone Award Top-20 Watch List for the second straight season.
- Gardner was a Wooden Preseason Top-50 Watch List honoree.

BENNETT/VANDER PLAS CONNECTION

- Ohio transfer Bennett (Ben) Vander Plas was named after Tony Bennett's father, Dick Bennett.
- Vander Plas' father Dean Vander Plas was a collegiate teammate of Tony Bennett for three seasons under Dick Bennett at UW-Green Bay from 1989-91.
- Vander Plas registered 17 points in Ohio's 62-58 win over Virginia in the first round of the 2021 NCAA Tournament.

SUPER 70s AND AWESOME 80s

- Virginia is 10-0 when scoring 70 or more points in 2022-23 and 154-11 all-time under Tony Bennett.
- Virginia is 46-1 all-time under when scoring 80 or more points under Bennett with their lone loss a 93-81 setback at North Carolina in 2012-13.
- Bennett was 4-0 when scoring 80+ at Washington State.
- UVA scored 100 points against Marshall (2018-19) for the first time under Tony Bennett and added 97 points against Coppin State (2018-19).
- UVA is 4-0 all-time when scoring 90 or more under Bennett.

MEET THE ROOKIES

- The Cavaliers welcome freshmen Isaac McKneely (Mr. Basketball West Virginia), Isaac Traudt (Mr. Basketball Nebraska), Ryan Dunn (brother of MLB pitcher Justin Dunn) and Leon Bond III to this year's team.

LAND OF CHEESE

- In addition to head coach Tony Bennett (Green Bay) and Director of Scouting Brad Soderberg (Stevens Point), UVA's roster includes Wisconsin natives Reece Beekman (Milwaukee), Leon Bond III (Wauwatosa) and Ben Vander Plas (Ripon).

CAVALIERS ADD GEORGETOWN TRANSFER DANTE HARRIS

- UVA added Georgetown transfer Dante Harris on Jan. 4, 2023.
- The 6-0, 170-pound guard averaged 10 points, 3.5 rebounds and 3.6 assists in 55 career games for the Hoyas from 2020-22. He shot 36.5 percent from the field and 79.8 percent from the free throw line. Harris scored in double figures 20 times, including a pair of 20-point games.
- Harris averaged 11.9 points and 3.6 rebounds along with team-high in assists (118) as a sophomore in 2021-22.
- He was named the Most Outstanding Player of the 2021 Big East Tournament as a freshman.
- Harris will practice with the Cavaliers and have three years of eligibility beginning with the 2023-24 season.

CAVALIERS INK BUCHANAN AND GERTRUDE TO NLIs

- UVA signed Blake Buchanan (Coeur d'Alene, Idaho/Lake City), and Elijah Gertrude (Jersey City, N.J./Hudson Catholic Regional) to National Letters of Intent on Nov. 9.
- Buchanan is a 6-10, 215-pound skilled forward who averaged 13 points and eight rebounds during his junior season at Lake City High School.
- Buchanan is ranked No. 74 in the On3 rankings.
- Gertrude is a 6-4, 180-pound athletic guard, who averaged 14.3 points as a junior for Hudson Catholic Regional H.S.
- Gertrude is ranked No. 70 in the On3 rankings.

HOLDING FOES UNDER 50

- UVA is 109-2, including a 3-0 mark in 2022-23, when limiting foes to fewer than 50 points during the Tony Bennett era.
- Bennett-coached teams are 134-3 when holding opponents to fewer than 50 points (25-1 in 3 years at Washington State).
- UVA is 27-0 when holding foes to fewer than 40 under Bennett.

UVA VS. RANKED OPPONENTS

- UVA is 50-44 against ranked foes in the Tony Bennett era.
- UVA is 2-2 vs. ranked opponents in 2022-23.
- UVA's 11 ranked wins in 2018-19 marked a school record.
- UVA is 163-337 vs. ranked opponents since 1953-54.
- UVA is 1-31 all-time vs. No. 1-ranked opponents (86-73 win vs. No. 1 North Carolina on Jan. 30, 1986).

REECE IN RARE COMPANY

- Last season, Reece Beekman became the first ACC player since Grant Hill (1993-94) to register at least 175 assists, 50 steals and 25 blocks in a season.
- Beekman joined Ty Lawson (2008-09), Chris Corchiani

(1988-89) and Sidney Lowe (1980-81 & 1982-83), and Muggsy Bogues (1984-85) to lead the ACC in assists, steals and assist/turnover ratio.

GARDNER EARNS PRESEASON ALL-ACC HONORS

- Jayden Gardner was named to the preseason All-ACC second team for the second consecutive season.
- Gardner landed on the All-ACC third team in 2021-22 after ranking seventh in the ACC in field goal percentage (50.1%) and free throw percentage (79.3%), 12th in scoring (15.3 ppg) and 17th in rebounding (6.4 rpg).

VIRGINIA PICKED THIRD IN THE ACC

- UVA was selected third in the 2022-23 ACC Preseason Poll.
- North Carolina is the preseason favorite, followed by Duke, Virginia, Miami and Florida State in the top five.
- Voters selected Notre Dame sixth, followed by Virginia Tech, Syracuse, Wake Forest and NC State. Clemson was picked 11th followed by Louisville, BC, Pitt and Georgia Tech.
- UVA has finished at or higher than their predicted finish in 12 of the last 14 seasons.

2021-22 SEASON HIGHLIGHTS

- Virginia finished the 2021-22 season with a 21-14 record and finished sixth in the ACC at 12-8.
- The Cavaliers earned their 14th NIT berth and 10th consecutive postseason berth.
- UVA won 21 or more games for the 10th time under head coach Tony Bennett.
- UVA won 12 or more ACC games for the fourth straight year.
- UVA advanced to the ACC Tournament quarterfinals.
- UVA finished with .500 or better road record (7-6) for the sixth straight year.
- UVA captured the Roman Legends Classic in Newark, N.J., defeating Georgia (65-55) and Providence (58-40).
- UVA posted three quad one wins (Providence, Duke & Miami).
- UVA added four quad two wins (@Syracuse, @Clemson, Virginia Tech and Miami).

CAVALIERS IN THE NBA

- Malcolm Brogdon (Indiana), Mamadi Diakite (Cleveland), Joe Harris (Brooklyn), Anthony Gill (Washington), Sam Hauser (Boston), De'Andre Hunter (Atlanta), Ty Jerome (Golden State), Braxton Key (Detroit) and Trey Murphy III (New Orleans) are former Cavaliers who are currently playing in the NBA.
- Diakite, Jerome and Key are on two-way contracts.
- Indiana head coach Rick Carlisle is a Virginia alum who led Dallas to an NBA title.

ON THE HORIZON

- No. 7 Virginia travels to Syracuse on Monday, Jan. 30. Tipoff at JMA Wireless Dome is set for 7 p.m. on ESPN.

UVA RECORDS WATCH

No.	Name	Career Wins at UVA
1.	Tony Bennett (2009-)	331

No.	Name	Player Wins at UVA
1.	Kihei Clark (2019-)	112

No.	Name	Player ACC Wins at UVA
1.	Kihei Clark (2019-)	66

No.	Name	Career Minutes
1.	Kihei Clark (2019-)	4,840

No.	Name	Career Games
1.	Kihei Clark (2019-)	146

No.	Name	Career Assists
1.	John Crotty (1988-91)	683
2.	Kihei Clark (2019-)	644

No.	Name	Career Starts
1.	London Perrantes (2014-17)	132
2.	Joe Harris (2013-14)	128
	Ralph Sampson (1980-83)	128
	Bryant Stith (1989-92)	128
5.	Ted Jeffries (1990-93)	127
6.	Kihei Clark (2019-)	126

No.	Name	Career Points
26.	Kyle Guy (2017-19)	1,323
27.	Norman Nolan (1995-98)	1,321
28.	Kihei Clark (2019-)	1,290

UVA'S RECORD UNDER TONY BENNETT WHEN..

	All	2022-23
Leading at the half	259-32	10-1
Trailing at the half	62-82	5-2
Tied at the half	10-5	0-0
Playing Overtime	11-10	0-0
Shooting 50% or better	127-11	5-0
Shooting between 40-49.9%	161-45	9-2
Shooting less than 40%	43-64	1-1
Opponents shoot 50% or better	25-32	1-0
Opponents shoot less than 50%	306-88	14-3
UVA outrebounds its opponent	231-37	8-0
Opponent outrebounds UVA	91-79	7-2
Teams are tied in rebounds	9-4	0-1
UVA has 10 or more steals	28-5	3-0
UVA shoots 70% FT or better	205-66	7-3
UVA shoots less than 70% FT	126-55	8-0
Scoring less than 50 points	10-19	0-0
Scoring 50-59 points	47-47	1-0
Scoring 60-69 points	120-42	4-3
Scoring 70-79 points	112-10	8-0
Scoring 80-89 points	38-1	2-0
Scoring more than 90 points	4-0	0-0
Allowing fewer than 50 points	109-2	3-0
Allowing fewer than 40 points	27-0	0-0
Playing in John Paul Jones Arena	187-38	9-1
Playing on the road	89-59	4-2
Playing on a neutral court	55-23	2-0
Game decided by 1-4 points	49-49	1-2
Game decided by 5-10 points	84-31	9-1
Game decided by 11+ points	198-40	5-0
Playing at night	227-83	10-2
Playing in the afternoon	104-37	5-1
Playing on Monday	32-15	1-0
Playing on Tuesday	54-14	3-2
Playing on Wednesday	56-16	2-0
Playing on Thursday	21-10	0-0
Playing on Friday	36-11	3-0
Playing on Saturday	94-44	5-1
Playing on Sunday	37-10	1-0
Playing in November	78-15	6-0
Playing in December	58-17	4-2
Playing in January	81-29	5-1
Playing in February	64-34	0-0
Playing in March	48-25	0-0
Playing in April	2-0	0-0

CAVALIERS IN THE PROS

- Justin Anderson (2013-15), Fort Wayne (G League)  
Darion Atkins (2012-15), Trento (Italian Serie A)  
Malcolm Brogdon (2012-16), Boston (NBA)  
Mamadi Diakite (2016-20), Cleveland (NBA/G League)  
Anthony Gill (2014-16), Washington (NBA)  
Kyle Guy (2017-19), Joventut (Liga ACB)  
Devon Hall (2015-18), Milano (Italian Serie A)  
Joe Harris (2011-14), Brooklyn (NBA)  
Sam Hauser (2021), Boston (NBA)  
De'Andre Hunter (2017-19), Atlanta (NBA)  
Ty Jerome (2017-19), Golden State (NBA)  
Braxton Key (2019-20), Motor City (G League), Detroit (NBA)  
Sylvan Landesberg (2009-10), Shandong-Heroes (CBA)  
Jerome Meyinske (2007-10), Ironi Hai (Israel Winner)  
Laurynas Mikalauskas (2006-08), Sluc Nancy Basket Pro (French ProA)  
Akil Mitchell (2011-14), AEK Athens (Greek GBL)  
Trey Murphy III (2021), New Orleans (NBA)  
London Perrantes (2014-17), Hapoel Galil Gilboa (Israeli Winner)  
Jack Salt (2016-19), Taylor (New Zealand NBL)  
Mike Scott (2008-12), Sluc Nancy Basket Pro (French ProA)  
Kody Statmann (2019-22), Brisbane (Australian NBL)  
Mike Tobey (2013-16), Barcelona (Liga ACB)  
Tomas Woldetensae (2020-21), Varese (Italian Serie A2)

## GAME 1 - NO. 18 VIRGINIA 73, NCCU 61



Official Basketball Box Score - Final  
N.C. Central at Virginia  
11/07/22 John Paul Jones Arena, Charlottesville  
2022-23 Men's Basketball

Game Time: 9:00 PM  
Game Duration: 1:58  
Attendance: 13,238

Officials: Roger Ayers, Anthony Franklin, Scott Arbogast

N.C. Central - 61

Record: 0-1

NO. Name	Min	FG M-A	3P M-A	FT M-A	Rebounds OR DR TOT	Fouls PF FD	TP	AS	TO	ST	Blocks BS BA	+/-
2 Kris Monroe	F 23:52	0-7	0-4	0-0	0 2 2	4 0	0	0	2	0	0 1	-6
35 Brendan Medley-Bacon	C 25:48	2-5	0-0	2-3	1 5 6	3 2	6	1	0	0	1 0	-10
5 Justin Wright	G 32:16	7-13	3-3	3-4	2 1 3	2 3	20	1	2	2	0 0	-5
11 Marque Maulsby	G 13:49	1-3	1-2	0-0	0 2 2	4 0	3	1	1	0	0 0	-2
21 Eric Boone	G 36:47	7-9	1-1	3-5	1 3 4	2 6	18	3	3	3	0 1	-7
52 Devin Butts	19:37	2-6	2-5	0-0	0 1 1	4 0	6	0	0	0	0 0	-9
44 Dan Oladapo	20:01	0-3	0-0	1-2	1 2 3	2 1	1	1	0	0	0 1	-7
0 Fred Cleveland Jr.	03:13	0-1	0-1	0-0	0 0 0	0 0	0	1	0	0	0 0	-5
10 Devin Gordon	18:25	2-5	1-3	0-0	1 0 1	2 0	5	0	0	1	3 1	-4
23 Cameron Butler	04:23	1-1	0-0	0-0	1 0 1	2 0	2	1	0	0	0 0	-1
1 Ja'Darius Harris	01:49	0-0	0-0	0-0	0 0 0	0 0	0	0	0	0	0 0	-4
Team					1 3 4	0	0	0	0	0	0 0	
Totals		22-53	8-19	9-14	8 19 27	25 12	61	8	8	6	4 4	-12

Technical Fouls: NONE

Virginia - 73

Record: 1-0

NO. Name	Min	FG M-A	3P M-A	FT M-A	Rebounds OR DR TOT	Fouls PF FD	TP	AS	TO	ST	Blocks BS BA	+/-
1 Jayden Gardner	F 19:41	0-4	0-0	3-5	4 5 9	0 4	3	0	0	0	0 1	-1
21 Kadin Shedrick	F 27:15	3-6	0-1	4-4	2 5 7	3 4	10	2	2	2	1 8	
0 Kheir Clark	G 34:08	3-9	2-6	1-4	0 2 2	1 4	9	5	2	0	0 1	-11
2 Reece Beekman	G 26:05	3-7	2-3	2-2	0 3 3	3 2	10	5	4	1	0 0	9
4 Armaan Franklin	G 34:52	5-9	4-7	7-8	1 3 4	1 7	21	1	0	0	0 0	10
11 Isaac McKneely	22:42	1-4	1-4	0 0	1 1 1	1 0	3	0	1	0	1 0	4
5 Ben Vander Plas	22:52	2-5	2-4	1-2	0 4 4	1 1	7	2	0	1	1 1	10
22 Francisco Caffaro	10:12	3-3	0-0	4-5	1 3 4	2 3	10	1	0	0	0 0	7
10 Taine Murray	02:13	0-0	0-0	0-0	1 1 2	0 0	0	0	0	0	0 0	2
Team					2 0 2	0	1					
Totals		20-47	11-25	22-30	10 27 37	12 25	73	16	8	4	4 4	12

Technical Fouls: NONE

	NCC	UVA
Biggest lead	2 (1 <sup>st</sup> 19:04)	16 (1 <sup>st</sup> 7:08)
Best Scoring Run	12 (2 <sup>nd</sup> 14:21)	10 (2 <sup>nd</sup> 10:10)
Lead Changes	3	
Times Tied	0	
Time with Lead	01:56	37:08

Points from	NCC	UVA
Turnovers	10	6
Paint	20	18
Second Chance	6	10
Fast Breaks	9	10
Bench	14	20

Period by Period Scoring	1st	2nd	TOT
NCC	30	31	61
UVA	38	35	73

## GAME 2 - NO. 18 VIRGINIA 89, MONMOUTH 42



Official Basketball Box Score - Final  
Monmouth at Virginia  
11/11/22 John Paul Jones Arena, Charlottesville  
#18 Virginia vs Monmouth Men's Basketball

Game Time: 9:00 PM  
Game Duration: 1:54  
Attendance: 13,487

Officials: Ted Valentine, Jeffrey Clark, Justin Porterfield

Monmouth - 42

Record: 0-2

NO. Name		Min	FG M-A	3P M-A	FT M-A	Rebounds OR DR TOT	Fouls PF FD	TP	AS	TO	ST	Blocks BS BA	+/-			
Shooting By Period																
			1 <sup>st</sup> FG%		8:20		40.0%									
			3PT%		1-3		33.3%									
			FT%		4-6		66.7%									
			2 <sup>nd</sup> FG%		8:21		38.1%									
			3PT%		2-8		25.0%									
			FT%		3-9		33.3%									
			GM FG%		16-41		39.0%									
			3PT%		3-11		27.3%									
			FT%		7-15		46.7%									
Dead Ball Rebounds: 3.0																
					0		1		0		3					
Team					0		1		0		3					
Totals			16-41	3-11	7-15	6	15	21	21	42	5	21	3	0	8	-47

Technical Fouls: NONE

Virginia - 89

Record: 2-0

NO. Name	Min	FG M-A	3P M-A	FT M-A	Rebounds OR DR TOT	Fouls PF FD	TP	AS	TO	ST	Blocks BS BA	+/-
1 Jayden Gardner	F 15:46	3-4	0-0	3-4	3 2 5	4 2	9	1	0	0	0 0	7
21 Kadin Shedrick	F 20:54	2-7	0-0	5-6	2 5 7	2 6	9	0	1	3	1 0	24
0 Kheir Clark	G 20:26	3-4	2-3	0-0	1 0 1	1 2	8	7	0	2	0 0	32
2 Reece Beekman	G 21:27	2-7	1-4	2-2	1 1 2	2 1	7	6	1	2	2 0	21
4 Armaan Franklin	G 18:22	3-6	2-4	0-0	0 3 3	3 1	6	0	2	0	0 0	18
11 Isaac McKneely	27:36	5-8	4-6	1-3	0 2 2	0 1	15	1	0	0	0 0	35
5 Ben Vander Plas	19:11	3-4	2-3	0-0	3 3 3	1 3	10	3	0	0	1 0	36
13 Ryan Dunn	26:42	5-6	1-1	2-4	1 5 6	3 3	13	2	0	2	3 0	36
10 Taine Murray	16:04	3-6	1-3	0-0	0 0 0	2 0	7	1	0	0	1 0	15
12 Chase Coleman	08:30	0-1	0-1	0-0	0 0 0	1 1	0	1	0	0	0 0	8
24 Tristan How	05:02	1-1	0-0	1-2	1 2 3	1 1	3	0	0	0	0 0	3
Team					2 1 3	0	1					
Totals		30-54	13-25	16-25	11 24 35	20 21	89	23	6	9	8 0	47

Technical Fouls: NONE

	MON	UVA
Biggest lead	4 (1 <sup>st</sup> 18:47)	47 (2 <sup>nd</sup> 1:02)
Best Scoring Run	4 (1 <sup>st</sup> 18:47)	17 (2 <sup>nd</sup> 1:43)
Lead Changes	2	
Times Tied	1	
Time with Lead	06:13	32:33

Points from	MON	UVA
Turnovers	2	35
Paint	24	32
Second Chance	2	15
Fast Breaks	2	12
Bench	12	48

Period by Period Scoring	1st	2nd	TOT
MON	21	21	42
UVA	42	47	89

## GAME 3 - NO. 16 VIRGINIA 86, NO. 5 BAYLOR 79



Official Basketball Box Score - Final  
Virginia at Baylor  
11/18/22 T-Mobile Arena, Las Vegas  
2022-23 Men's Basketball

Game Time: 4:00 PM  
Game Duration: 2:19

Officials: Ray Natli, Bert Smith, Greg Nixon

Virginia - 86

Record: 3-0

NO. Name	Min	FG M-A	3P M-A	FT M-A	Rebounds OR DR TOT	Fouls PF FD	TP	AS	TO	ST	Blocks BS BA	+/-
1 Jayden Gardner	F 17:12	1-4	0-0	5-7	0 3 3	2 4	7	2	2	1	0 0	3
21 Kadin Shedrick	F 32:16	6-6	0-0	5-7	0 3 3	5 5	17	1	2	2	2 0	-2
0 Kheir Clark	G 35:23	3-8	1-2	0-0	0 4 4	0 2	7	3	3	0	0 0	-7
2 Reece Beekman	G 33:32	2-6	2-2	4-4	0 1 1	1 3	10	10	3	1	1 1	5
4 Armaan Franklin	G 33:26	7-12	3-6	9-10	1 3 4	2 5	26	1	1	3	0 1	4
5 Ben Vander Plas	24:06	4-5	2-3	4-6	0 2 2	1 4	14	1	1	1	0 0	8
11 Isaac McKneely	11:13	0-1	0-0	0-0	0 0 0	1 0	0	2	0	0	0 0	14
22 Francisco Caffaro	06:18	1-1	0-0	0-0	2 0 2	2 0	0	0	0	0	0 0	9
13 Ryan Dunn	06:34	1-2	1-1	0-1	0 0 0	1 1	3	0	0	0	0 0	3
Team					5 3 8	0	2					
Totals		25-45	9-14	27-35	8 19 27	15 24	86	20	14	8	3 2	7

Technical Fouls: Franklin 2<sup>nd</sup> 12:08

Baylor - 79

Record: 3-1

NO. Name	Min	FG M-A	3P M-A	FT M-A	Rebounds OR DR TOT	Fouls PF FD	TP	AS	TO	ST	Blocks BS BA	+/-
0 Flo Thamba	F 26:47	3-3	0-0	0-0	1 4 5	3 2	6	2	1	1	0 0	-1
11 Jalen Bridges	F 22:13	0-5	0-3	2-2	1 1 2	2 1	2	0	1	1	1 2	-3
1 Keyonte George	G 27:26	6-15	3-6	5-5	0 0 0	5 5	20	2	5	2	0 0	-1
4 LJ Cryer	G 31:12	8-12	3-5	0-0	0 0 0	1 1	19	4	0	0	0 0	-2
10 Adam Flagler	G 37:09	5-14	4-8	1-1	0 2 2	2 0	15	7	3	2	0 1	-7
3 Dale Bonner	22:50	1-3	0-2	2-2	1 3 4	5 2	4	0	2	0	1 0	-15
15 Josh Ojanwuna	09:00	1-1	0-0	0-0	1 2 3	1 1	2	0	0	0	0 0	-10
33 Caleb Lohner	19:44	4-4	1-1	2-4	3 2 5	3 1	11	0	0	1	0 0	-3
13 Langston Love	03:39	0-1	0-1	0-0	0 0 0	2 0	0	0	0	0	0 0	-1
Team					5 3 8	0	1					
Totals		28-58	11-26	12-14	12 17 29	24 15	79	15	13	7	2 3	3

Technical Fouls: Bonner 2<sup>nd</sup> 17:11 Lohner 2<sup>nd</sup> 7:12

	vir	bay
Biggest lead	22 (2 <sup>nd</sup> 10:48)	7 (1 <sup>st</sup> 4:11)
Best Scoring Run	14 (2 <sup>nd</sup> 13:04)	8 (2 <sup>nd</sup> 8:23)
Lead Changes	3	
Times Tied	5	
Time with Lead	20:03	14:27

Points from	vir	bay
Turnovers	21	14
Paint	24	26
Second Chance	8	18
Fast Breaks	9	3
Bench	19	17

Period by Period Scoring	1st	2nd	TOT
vir	30	56	86
bay	33	46	79

## GAME 4 - NO. 16 VIRGINIA 70, NO. 19 ILLINOIS 61



Official Basketball Box Score - Final  
Illinois at Virginia  
11/20/22 T-Mobile Arena, Las Vegas  
2022-23 Men's Basketball

Game Time: 12:00 PM  
Game Duration: 2:05

Officials: Bert Smith, Ray Natli, Greg Nixon

Illinois - 61

Record: 4-1

Innos - 61															
Record: 7-1															
NO. Name	Min	FG		3P		FT		Rebounds		Fouls		Blocks			
		M	A	M	A	M	A	OR	DR	PF	FD				
												+/-			
24 Matthew Mayer	F 22:56	2-7	0-2	0-0	0	4	4	1	0	4	0	0	0	1	-5
33 Coleman Hawkins	F 30:32	4-9	2-5	0-1	0	1	1	1	10	3	3	0	3	0	1
0 Terrence Shannon Jr.	G 35:05	4-10	1-5	0-2	0	4	4	5	6	6	6	1	0	0	-12
15 RJ Melendez	F 27:14	3-7	2-4	0-0	0	0	0	3	8	0	2	1	0	0	-12
55 Skky Clark	G 22:23	2-4	2-4	2-2	2	2	4	3	2	8	1	2	0	0	-11
22 Nancy Harris	09:22	1-3	0-1	1-2	1	1	2	1	3	1	0	0	1	0	7
3 Jayden Epps	26:52	6-13	2-5	0-0	1	3	4	4	14	0	0	2	0	1	1
20 Ty Rodgers	07:46	0-1	0-0	0-0	1	2	3	2	0	0	0	0	0	0	1
42 Dain Dainja	17:50	2-5	0-0	1-2	1	5	6	1	5	0	0	1	0	0	-1
Team					4	6									
		24-50	0-26	0-4	6	23	14	11	0	14	0	5	4	2	0
Shooting By Period															
1st FG%		12-30													40.0%
3PT%		4-12													33.3%
FT%		3-6													50.0%
2nd FG%		12-29													41.4%
3PT%		5-14													35.7%
FT%		1-3													33.3%
GM FG%		24-59													40.7%
3PT%		9-26													34.6%
FT%		4-9													44.4%
Dead Ball Rebounds: 10															



## GAME 9 - NO. 5 HOUSTON 69, NO. 2 VIRGINIA 61



Official Basketball Box Score - Final  
**Houston at Virginia**  
 12/17/22 John Paul Jones Arena, Charlottesville  
 No. 2 Virginia vs No. 5 Houston Men's Basketball

Game Time: 2:00 PM  
 Game Duration: 1:56  
 Attendance: 14,629

Officials: Ron Groover, Pat Driscoll, Brent Hampton

Houston - 69		Record: 11-1																	
NO. Name	Min	FG M-A	3P M-A	FT M-A	Rebounds OR DR TOT	Fouls PF FD	TP	AS	TO	ST	Blocks BS BA	+/-	Shooting By Period						
13 J'Wan Roberts	F 21:51	5-7	0-0	0-0	1 5 6	3 0	10	1	1	0	0	0	-6	1st FG%	13-27	48.1%			
25 Jarace Walker	F 38:13	6-11	2-3	3-3	2 5 7	3 2	17	4	1	1	1	1	10	3PT%	3-11	27.3%			
0 Marcus Sasser	G 38:53	4-14	3-10	2-3	0 0 0	1 4	13	3	0	3	0	1	5	FT%	1-1	100%			
1 Jamal Shead	G 34:47	5-9	1-4	0-0	0 3 3	2 2	11	4	2	0	0	0	6	2nd FG%	12-24	50.0%			
12 Tramon Mark	G 36:54	3-6	2-2	5-6	1 5 6	0 4	13	3	1	0	0	1	7	3PT%	5-10	50%			
5 Ja'Vier Francis	03:38	1-1	0-0	1-1	0 0 0	1 1	3	0	0	0	0	0	1	FT%	10-12	83.3%			
21 Emanuel Sharp	09:26	0-2	0-2	0-0	0 1 1	1 0	0	0	1	0	0	0	6	GM FG%	25-51	49.0%			
32 Reggie Chaney	16:18	1-1	0-0	0-0	3 2 5	5 0	2	2	1	0	2	0	11	3PT%	8-21	38.1%			
Team					0 2 2		0		1					FT%	11-13	84.6%			
Totals		25-51	8-21	11-13	7 23 30	17 13	69	17	8	4	3	3	8	Dead Ball Rebounds: 1, 0					

Technical Fouls: NONE

Shooting By Period		
1st FG%	13-27	48.1%
3PT%	3-11	27.3%
FT%	1-1	100%
2nd FG%	12-24	50.0%
3PT%	5-10	50.0%
FT%	10-12	83.3%
GM FG%	25-51	49.0%
3PT%	8-21	38.1%
FT%	11-13	84.6%

Dead Ball Rebounds: 1, 0

Virginia - 61		Record: 8-1																		
NO.	Name	Min	FG M-A	3P M-A	FT M-A	Rebounds OR DR TOT	Fouls PF FD	TP	AS	TO	ST	Blocks BS BA	+/-	Shooting By Period						
1	Jayden Gardner	F 33:17	4-8	0-0	5-6	2 4 6	0 3	13	0	0	0	1	0	-11	1st FG%	9.22	40.9%			
21	Kadin Shedrick	F 28:49	7-8	0-0	2-2	2 1 3	3 2	16	1	1	0	1	0	4	3PT%	4.13	30.8%			
0	Khehi Clark	G 35:18	2-9	1-5	4-4	0 2 2	4 2	9	8	2	1	0	1	-2	FT%	4.4	100%			
2	Reece Beekman	G 33:33	1-5	1-3	1-2	1 2 3	4 3	4	5	3	1	1	1	-4	2nd FG%	11.26	42.2%			
4	Armaan Franklin	G 24:10	3-6	2-3	2-2	0 6 6	1 5	10	0	1	0	0	0	-9	3PT%	2.9	22.3%			
5	Ben Vander Plas	16:59	0-7	0-6	0-0	0 0 0	0 1	0	1	1	0	0	0	-9	FT%	11.13	94.6%			
11	Isaac McKneely	24:46	3-6	2-5	1-1	0 2 2	1 1	9	0	0	0	0	0	-2	GM FG%	20.48	41.1%			
13	Ryan Dunn	03:08	0-0	0-0	0-0	0 1 1	0 0	0	0	0	0	0	0	-7	3PT%	6.22	27.3%			
															FT%	15.17	88.2%			
Team						1 2 3		0	2						Dead Ball Rebounds: 1.0					
Totals			20-48	6-22	15-17	6 20 26	13 17	61	15	10	2	3	3	-8						

Technical Fouls: NONE

Shooting By Period		
1st FG%	9-22	40.9%
3PT%	4-13	30.8%
FT%	4-4	100%
2nd FG%	11-26	42.3%
3PT%	2-9	22.2%
FT%	11-13	84.6%
GM FG%	20-48	41.7%
3PT%	6-22	27.3%
FT%	15-17	88.2%

Dead Ball Rebounds: 1, 0

	HOU	UVA	Points from	HOU	UVA	Period by Period Scoring		
Biggest lead	11 (2 <sup>nd</sup> 14:37)	9 (1 <sup>st</sup> 16:27)	Turnovers	9	12	1st	2nd	TOT
Best Scoring Run	9 (1 <sup>st</sup> 8:25)	9 (1 <sup>st</sup> 16:27)	Paint	26	26	HOU	30	39
Lead Changes	3		Second Chance	6	9		69	
Times Tied	1		Fast Breaks	5	2	UVA	26	35
Time with Lead	27:24	11:25	Bench	5	9		61	

## GAME 10 - NO. 22 MIAMI 66, NO. 6 VIRGINIA 64



Official Basketball Box Score - Final  
**Virginia at Miami (FL)**  
 12/20/22 Watsco Center, Coral Gables  
 2022-23 Men's Basketball

Game Time: 8:30 PM  
 Game Duration: 2:11  
 Attendance: 7,257

Officials: Ted Valentine, Bill Covington Jr., Tony Henderson

Virginia - 64				Record: 8-2 (1-1)																									
NO.	Name	Min	FG M-A	3P M-A	FT M-A	Rebounds OR DR TOT	Fouls PF FD	TP	AS	TO	ST	Blocks BS BA	+/-																
1	Jayden Gardner	F 20:26	4-6	0-0	0-2	0 2 2	2 0	2	8	0	0	2	0	-19															
21	Kadin Shedrick	F 10:43	1-2	0-0	0-0	0 1 1	2 0	2	0	2	0	0	1	0															
0	Khehi Clark	G 30:00	2-10	1-3	8-9	2 2 4	2 5	13	3	0	1	0	1	-6															
2	Reece Beekman	G 34:31	5-9	0-1	0-1	2 7 9	3 2	10	9	4	0	0	2	4															
4	Armaan Franklin	G 13:04	0-7	0-3	0-0	0 2 2	0 0	0	0	0	0	0	1	-24															
5	Ben Vander Plas	27:18	7-13	4-9	2-3	2 2 4	3 4	20	2	1	0	0	1	11															
11	Isaac McKneely	30:43	1-9	1-7	2-2	0 5 5	1 1	5	3	2	1	0	1	21															
10	Taine Murray	08:54	1-1	0-0	0-0	0 1 1	1 1	2	0	1	0	0	0	-6															
22	Francisco Caffaro	07:53	1-1	0-0	2-2	1 1 2	2 1	4	0	1	0	0	0	-3															
13	Ryan Dunn	16:28	0-2	0-0	0-0	1 1 2	1 1	0	0	0	0	0	1	0															
Team						3 2 5		0		0																			
Totals			22-60	6-23	14-19	11 26 37	17 17	64	17	10	6	3	7	-2															

Shooting By Period			
1 <sup>st</sup>	FG%	10-29	34.5%
	3PT%	2-9	22.2%
	FT%	4-4	100%
2 <sup>nd</sup>	FG%	12-31	38.7%
	3PT%	1-14	28.6%
	FT%	10-15	66.7%
GM FG%	22-60	36.7%	
	3PT%	6-23	26.1%
	FT%	14-19	73.7%
Dead Ball Rebounds: 3.0			

Technical Fouls: NONE

Shooting By Period		
1st FG%	10-29	34.5%
3PT%	2-9	22.2%
FT%	4-4	100%
2nd FG%	12-31	38.7%
3PT%	4-14	28.6%
FT%	10-15	66.7%
GM FG%	22-60	36.7%
3PT%	6-23	26.1%
FT%	14-19	73.7%

Dead Ball Rebounds: 3, 0

Miami (FL) - 66		Record: 12-1 (3-0)																	
NO. Name	Min	FG M-A	3P M-A	FT M-A	Rebounds OR DR TOT	Fouls PF FD	TP	AS	TO	ST	Blocks BS BA	+/-	Shooting By Period						
15 Norchad Omier	F 26:30	3-8	0-1	4-4	5 3 8	5 3	10	0	4	2	4	0	8	1 <sup>st</sup> FG%	13-29	44.8%			
2 Isaiah Wong	G 36:57	7-13	2-3	8-9	1 5 6	3 6	24	5	3	0	2	5	3PT%	5-12	41.7%				
11 Jordan Miller	G 20:24	3-4	1-4	4-4	1 4 5	2 2	11	2	5	0	1	4	FT%	5-5	100%				
24 Nijel Pack	G 20:10	4-10	1-4	1-2	0 3 3	0 1	10	1	2	0	0	-4	2 <sup>nd</sup> FG%	8-24	33.3%				
55 Wooga Poplar	G 18:02	1-5	1-4	0-0	0 6 6	2 1	3	0	0	3	0	-7	3PT%	2-10	20.0%				
4 Bensley Joseph	27:42	3-3	2-2	0-1	0 3 3	2 3	8	1	0	0	1	0	GM FG%	12-17	70.6%				
1 Anthony Walker	06:18	0-2	0-1	0-0	0 0 0	0 0	0	0	0	0	0	-2	3PT%	7-22	31.8%				
5 Orlando Beverly	03:52	0-2	0-2	0-0	0 0 0	0 0	0	1	0	0	0	8	FT%	1-22	77.3%				
0 AJ Casey	13:18	0-1	0-1	0-2	0 2 2	2 1	1	0	1	0	1	0	Dead Ball Rebounds: 2.1						
12 Favour Aire	00:47	0-0	0-0	0-0	0 0 0	1 0	0	0	0	0	0	0							
Team					2 2 4														
Totals		21-53	7-22	17-22	9 28 37	17 17	66	11	0	5	7	3	2						



## GAME 13 - PITTSBURGH 68, NO. 11 VIRGINIA 65



Official Basketball Box Score - Final  
**Virginia at Pittsburgh**  
 01/03/23 Petersen Events Center, Charlottesville  
 2022-23 Men's Basketball

Game Time: 9:00 PM  
 Game Duration: 2:00  
 Attendance: 6,464

Officials: Ted Valentine, Pat Driscoll, Matt Potter

Virginia - 65

Record: 10-3 (2-2)

NO. Name	Min	FG M-A	3P M-A	FT M-A	Rebounds OR DR TOT	Fouls PF FO	TP	AS	TO	ST	Blocks BS BA	+/-
1 Jayden Gardner	F 23:22	2-7	0-0	0-0	1 2 3	2 1	4	1	0	2	0	-4
21 Kadin Shedrick	F 26:36	4-5	0-0	2-2	2 2 4	3 3	10	2	3	0	1	5
0 Kheir Clark	G 34:38	7-12	2-5	1-1	0 4 4	4 1	17	8	5	0	0	4
2 Reece Beekman	G 35:32	4-9	3-5	1-1	0 6 6	2 2	12	3	1	0	0	-1
4 Armaan Franklin	G 30:08	6-12	2-3	0-0	1 3 4	1 0	14	3	0	2	0	3
5 Ben Vander Plas	21:57	1-4	0-3	0-0	1 0 1	2 1	2	0	0	2	0	-11
11 Isaac McKneely	22:52	2-5	2-5	0-0	0 0 0	2 1	6	0	0	1	0	-8
13 Ryan Dunn	04:55	0-1	0-0	0-0	1 1 2	2 0	0	1	0	0	0	2
Team					0 4 4		0		1			
<b>Totals</b>		26-55	9-21	4-4	6 22 28	18 9	65	17	11	7	1	-3

Technical Fouls: NONE

Shooting By Period	1st FG%	2nd FG%	3rd FG%	GM FG%	FT%
1st FG%	13-27 48.1%				
3PT%	5-14 35.7%				
FT%	2-2 100%				
2nd FG%	13-28 46.4%				
3PT%	4-7 57.1%				
FT%	2-2 100%				
GM FG%	26-55 47.3%				
3PT%	9-21 42.9%				
FT%	4-4 100.0%				

Dead Ball Rebounds: 0, 1

Pittsburgh - 68

Record: 11-4 (4-0)

NO. Name	Min	FG M-A	3P M-A	FT M-A	Rebounds OR DR TOT	Fouls PF FO	TP	AS	TO	ST	Blocks BS BA	+/-
2 Blake Hinson	F 36:57	6-13	3-7	1-2	0 3 3	1 5	16	1	2	0	1 1	5
33 Federico Federiko	C 33:24	4-6	0-0	0-0	6 5 11	2 2	8	2	1	1	0 0	5
0 Nelly Cummings	G 33:53	2-4	0-2	2-2	0 1 1	1 2	6	8	0	2	0 0	6
3 Greg Elliott	G 19:39	1-7	1-7	2-2	0 3 3	2 1	5	2	1	1	0 0	-3
11 Jamarus Burton	G 38:03	5-14	0-0	5-5	0 4 4	2 5	15	2	1	0	1 0	8
22 Nike Sibande	26:40	5-8	3-4	3-4	1 5 6	1 2	16	1	2	0	1 0	7
31 Jorge Diaz Graham	04:10	0-1	0-1	0-0	0 1 1	0 0	0	0	1	0	0 0	-8
5 Nate Santos	01:57	0-0	0-0	0-0	0 0 0	0 0	0	0	0	0	0 0	-5
25 Guillermo Diaz Graham	05:17	0-1	0-1	2-2	0 0 0	0 1	2	0	0	1	0 0	0
Team					2 1 3		0		0			
Totals		23-54	7-22	15-17	9 23 32	9 18	58	16	8	5	3 1	3

Technical Fouls: NONE

Shooting By Period	1st FG%	2nd FG%	3rd FG%	GM FG%	FT%
1st FG%	8-25 32.0%				
3PT%	3-11 27.3%				
FT%	4-5 80%				
2nd FG%	15-29 51.7%				
3PT%	4-11 36.4%				
FT%	11-12 91.7%				
GM FG%	23-54 42.6%				
3PT%	7-22 31.8%				
FT%	15-17 88.2%				

Dead Ball Rebounds: 1, 0

	UVA	PITT
Biggest lead	13 (1 <sup>st</sup> 4:39)	6 (2 <sup>nd</sup> 0:03)
Best Scoring Run	8 (1 <sup>st</sup> 6:08)	14 (2 <sup>nd</sup> 10:47)
Lead Changes	5	
Times Tied	6	
Time with Lead	27:57	07:19

Points from	UVA	PITT
Turnovers	12	21
Paint	24	24
Second Chance	11	11
Fast Breaks	0	7
Bench	8	18

Period by Period Scoring	1st	2nd	TOT
UVA	33	32	65
PITT	23	45	68

## GAME 14 - NO. 11 VIRGINIA 73, SYRACUSE 66



Official Basketball Box Score - Final  
**Syracuse at Virginia**  
 01/07/23 John Paul Jones Arena, Charlottesville  
 2022-23 Men's Basketball

Game Time: 5:00 PM  
 Game Duration: 2:04  
 Attendance: 14,217

Officials: Jamie Luckie, Clarence Armstrong, Jeff Pon

Syracuse - 66

Record: 10-6 (3-2)

NO. Name	Min	FG M-A	3P M-A	FT M-A	Rebounds OR DR TOT	Fouls PF FO	TP	AS	TO	ST	Blocks BS BA	+/-
0 Chris Bell	F 15:53	3-3	2-2	0-0	0 0 0	5 0	8	0	0	0	0	-6
2 John Bol Ajak	F 03:35	0-0	0-0	0-0	0 0 0	1 0	0	0	1	0	0	0
14 Jesse Edwards	C 26:06	2-5	0-0	0-0	3 7 10	1 2	4	3	4	2	1	-13
3 Judah Mintz	G 35:22	7-14	1-1	3-4	0 4 4	3 9	18	3	4	1	0	-8
11 Joseph Girard III	G 27:41	6-17	5-9	2-2	0 3 3	1 1	19	2	1	2	0	-8
1 Malik Brown	36:26	3-6	0-0	4-6	3 5 8	4 3	10	0	3	2	1	2
5 Justin Taylor	23:27	3-7	0-2	1-2	1 1 2	1 1	7	2	1	2	1	-2
10 Symir Torrence	12:28	0-0	0-0	0-0	1 1 1	1 0	5	0	0	0	0	8
24 Quadir Copeland	01:07	0-0	0-0	0-0	0 0 0	0 0	0	0	1	0	0	-5
55 Mounir Hima	13:54	0-2	0-0	0-1	1 5 6	3 1	0	0	1	0	4	0
Team					1 2 3		0		0			
<b>Totals</b>		24-54	8-14	10-15	9 28 37	20 17	66	15	16	9	7	-7

Technical Fouls: NONE

Shooting By Period	1st FG%	2nd FG%	3rd FG%	GM FG%	FT%
1st FG%	10-26 38.5%				
3PT%	2-5 40.0%				
FT%	4-4 100%				
2nd FG%	14-28 50.0%				
3PT%	6-9 66.7%				
FT%	6-11 54.5%				
GM FG%	24-54 44.4%				
3PT%	8-14 57.1%				
FT%	10-15 66.7%				

Dead Ball Rebounds: 3, 0

Virginia - 73

Record: 11-3 (3-2)

NO. Name	Min	FG M-A	3P M-A	FT M-A	Rebounds OR DR TOT	Fouls PF FO	TP	AS	TO	ST	Blocks BS BA	+/-
1 Jayden Gardner	F 26:54	4-11	0-0	2-3	1 2 3	2 4	10	0	0	0	3	8
21 Kadin Shedrick	F 23:29	4-6	0-0	3-4	3 4 7	4 3	11	0	1	3	4	1
0 Kheir Clark	G 32:24	2-5	0-1	1-2	1 1 2	3 5	11	3	2	0	0	5
2 Reece Beekman	G 31:18	3-5	2-3	5-6	0 1 1	3 3	13	7	1	2	0	11
4 Armaan Franklin	G 33:54	4-11	4-9	4-7	2 4 6	1 5	16	3	1	2	1	7
5 Ben Vander Plas	24:45	2-7	2-6	0-0	0 4 4	1 0	6	1	2	1	1	-1
11 Isaac McKneely	22:24	4-7	4-7	0-0	0 3 3	2 0	12	0	1	1	0	-2
22 Francisco Caffaro	04:52	0-1	0-0	0-0	0 2 2	1 0	0	1	0	1	0	1
Team					0 2 2		0		0			
<b>Totals</b>		23-53	12-26	15-22	7 23 30	17 20	73	22	10	11	6	7

Technical Fouls: NONE

	SYR	UVA
Biggest lead	0 (1 <sup>st</sup> 20:00)	23 (2 <sup>nd</sup> 15:24)
Best Scoring Run	13 (2 <sup>nd</sup> 4:50)	12 (2 <sup>nd</sup> 16:03)
Lead Changes	0	
Times Tied	0	
Time with Lead	00:00	39:26

Points from	SYR	UVA
Turnovers	17	23
Paint	20	18
Second Chance	5	6
Fast Breaks	4	19
Bench	17	18

Period by Period Scoring	1st	2nd	TOT
SYR	26	40	66
UVA	35	38	73

## GAME 15 - NO. 13 VIRGINIA 65, NORTH CAROLINA 58



Official Basketball Box Score - Final  
**North Carolina at Virginia**  
 01/10/23 John Paul Jones Arena, Charlottesville  
 2022-23 Men's Basketball

Game Time: 9:00 PM  
 Game Duration: 2:01  
 Attendance: 14,629

Officials: Ron Groover, Lee Cassell, Doug Shaws

North Carolina - 58

Record: 11-6 (3-3)

NO.	Name	Min	FG M-A	3P M-A	FT M-A	Rebounds OR DR TOT	Fouls PF FO	TP	AS	TO	ST	Blocks BS BA	+/-
5	Armando Bacot	F 01:19	0-0	0-0	0-0	1 0 1	0 0	0	0	0	0	0	0
0	Seth Trimble	F 16:08	0-2	0-0	2-2	1 0 1	3 1	2	1	0	0	0	2
1	Leaky Black	G 30:26	3-8	1-5	0-0	0 6 6	3 0	7	0	1	3	1	-13
2	Caleb Love	G 36:18	4-13	3-9	2-2	1 3 4	2 5	13	5	4	0	0	2
4	RJ Davis	G 34:53	6-12	3-5	1-2	1 2 3	3 1	16	1	4	1	0	-7
22	Justin McCoy	14:37	1-3	0-0	0-0	1 5 6	1 0	2	1	1	0	0	-13
11	D'Marco Dunn	21:30	2-4	1-3	0-0	0 0 0	3 0	5	0	1	1	0	-6
13	Jalen Washington	26:36	5-11	0-2	3-6	1 5 6	1 4	13	0	1	0	1	3
14	Puff Johnson	14:05	0-0	0-0	0-0	3 3 3	1 1	0	0	0	0	0	6
24	Tyler Nickel	04:08	0-0	0-0	0-0	0 0 0	0 0	1	0	0	0	0	-4
Team						2 4 6		0		1			
Totals			21-53	8-24	8-12	8 28 36	19 12	58	9	13	5	2	8 -7

Technical Fouls: NONE

Shooting By Period	1st FG%	2nd FG%	3rd FG%	GM FG%	FT%
1st FG%	12-30 40.0%				
3PT%	3-13 23.1%				
FT%	2-4 50%				
2nd FG%	9-23 39.1%				
3PT%	5-11 45.5%				
FT%	6-8 75%				
GM FG%	21-53 39.6%				
3PT%	8-24 33.3%				
FT%	8-12 66.7%				

Dead Ball Rebounds: 2, 0

Virginia - 65

Record: 12-3 (4-2)

NO. Name	Min	FG M-A	3P M-A	FT M-A	Rebounds OR DR TOT	Fouls PF FO	TP	AS	TO	ST	Blocks BS BA	+/-
1 Jayden Gardner	F 15:01	1-2	0-0	1-2	0 1 1	3 2	3	0	1	0	0	-7
21 Kadin Shedrick	F 17:51	1-2	0-0	0-0	2 0 2	2 0	2	0	1	0	1	-2
0 Kheir Clark	G 37:49	3-8	0-1	1-3	0 2 2	2 6	7	2	2	2	0	4
2 Reece Beekman	G 38:30	5-12	0-2	3-4	0 2 2	0 2	13	5	2	5	1	2
4 Armaan Franklin	G 36:26	4-13	0-5	4-7	1 8 9	0 4	12	2	1	0	3	0
5 Ben Vander Plas	26:38	6-10	3-7	2-3	1 7 8	2 4	17	1	0	2	3	0
11 Isaac McKneely	21:00	4-5	3-4	0-0	0 1 1	1 0	11	1	0	0	0	9
22 Francisco Caffaro	06:18	0-0	0-0	0-0	1 2 3	2 0	0	0	0	0	0	-1
13 Ryan Dunn	01:27	0-0	0-0	0-0	0 2 2	0 1	0	0	0	0	0	-5
Team					1 1 2	0	0	1				
Totals		24-52	6-19	11-19	6 26 32	12 19 65	11	8	9	8	2	7

GAME 17 - NO. 10 VIRGINIA 78, VIRGINIA TECH 68



Official Basketball Box Score - Final  
Virginia Tech at Virginia  
01/18/23 John Paul Jones Arena, Charlottesville  
No. 10 Virginia vs Virginia Tech Men's Basketball

Game Time: 7:00 PM  
Game Duration: 1:46  
Attendance: 14,629

Officials: Bert Smith, Brian O'Connell, John Gaffney

Virginia Tech - 68				Record: 11-7 (1-6)									
NO. Name		Min	FG M-A	3P M-A	FT M-A	Rebounds OR DR TOT	Fouls PF FD	TP	AS	TO	ST	Blocks BS BA	+/-
21 Grant Basile	F	24:44	4-11	2-6	2-2	1 1 2	3 2	12	2	2	1	1	2
25 Justyn Mutts	F	39:05	5-11	0-2	0-0	2 4 6	1 3	10	7	1	0	0	-12
0 Hunter Cattoor	G	34:04	4-8	3-6	0-0	1 5 6	2 1	11	5	1	0	0	-7
3 Sean Pedulla	G	40:00	4-9	2-6	0-0	0 1 1	4 3	10	3	2	2	1	-10
13 Darius Maddox	G	25:30	5-9	3-4	0-0	0 4 4	3 0	13	1	0	0	1	-9
2 MJ Collins		19:05	3-5	2-3	0-0	1 3 4	0 0	8	0	0	0	0	-6
15 Lynn Kidd		14:17	2-2	0-0	0-0	0 4 4	0 0	4	0	1	0	0	-9
34 Myllyjael Poteat		01:54	0-0	0-0	0-0	0 0 0	0 0	0	1	0	0	0	-1
11 John Camden		01:21	0-0	0-0	0-0	0 0 0	0 0	0	0	0	0	1	0
Team						0 0 0		0	0	1			
Totals		27:55	12-27	2-2	5 22 27	13 9	68	19	8	3	4	5	-10

Shooting By Period		
1 <sup>st</sup> FG%	12-23	52.2%
3PT%	5-9	55.6%
FT%	2-2	100%
2 <sup>nd</sup> FG%	15-32	46.9%
3PT%	7-18	38.9%
FT%	0-0	0%
GM FG%	27-55	49.1%
3PT%	12-27	44.4%
FT%	2-2	100.0%
Dead Ball Rebounds: 0, 0		

Technical Fouls: NONE

Virginia - 78												
Record: 14-3 (6-2)												
NO. Name	Min	FG M-A	3P M-A	FT M-A	Rebounds OR DR TOT	Fouls PF FD	TP	AS	TO	ST	Blocks BS BA	+/-
1 Jayden Gardner	F 21:43	5-6	0-0	2-3	1 3 4	3 2	12	1	2	1	0	5
5 Ben Vander Plas	F 29:33	4-11	2-7	0-0	1 6 7	1 2	10	3	1	1	0	1
0 Khei Clark	G 35:48	7-14	2-5	4-4	0 2 2	0 4	20	5	1	1	2	12
2 Reece Beekman	G 34:41	4-10	1-3	2-2	1 2 3	1 2	11	7	0	1	1	16
4 Armaan Franklin	G 32:44	6-9	2-3	1-1	0 5 5	1 1	15	1	0	0	0	1 8
13 Ryan Dunn	24:24	1-4	0-3	1-1	1 2 3	1 1	3	1	1	2	3	0 15
11 Isaac McKneely	16:47	2-3	1-2	2-2	0 1 1	2 1	7	1	0	0	0	0 -6
21 Kadin Shedrick	04:20	0-0	0-0	0-0	0 1 1	0 0	0	0	0	1	0	0 -1
Team					3 1 4		0		0			
Totals		29-57	8-23	12-13	7 23 30	9 13	78	19	5	7	5	4 10

Shooting By Period		
1 <sup>st</sup> FG%	17-31	54.8%
3PT%	3-11	27.3%
FT%	3-3	100%
2 <sup>nd</sup> FG%	12-26	46.2%
3PT%	5-12	41.7%
FT%	9-10	90%
GM FG%	29-57	50.9%
3PT%	8-23	34.8%
FT%	12-13	92.3%
Dead Ball Rebounds: 0, 0		

Technical Fouls: NONE

	VAT	UVA							
Biggest lead	2 (1 <sup>st</sup> 7:57)	14 (2 <sup>nd</sup> 3:52)	Points from Turnovers	VAT	UVA	Period by Period Scoring			
Best Scoring Run	11 (1 <sup>st</sup> 7:57)	9 (1 <sup>st</sup> 15:46)	8	13		1st	2nd	TOT	
Lead Changes	4		22	36		VAT	31	37	68
Times Tied	4		Second Chance	6	11				
Time with Lead	01:51	35:00	Fast Breaks	5	7	UVA	40	38	78
			Bench	12	10				

GAME 18 - NO. 10 VIRGINIA 76, WAKE FOREST 67



Official Basketball Box Score  
01/21/23 LIVM Coliseum, Winston-Salem  
2022-23 Men's Basketball

Attendance: 12,443

Officials: Bill Covington Jr., Clarence Armstrong, Jeffrey Anderson

Virginia - 76		Record: 15-3 (7-2)											
NO. Name	Min	FG M-A	3P M-A	FT M-A	Rebounds OR DR TOT	Fouls PF FD	TP	AS	TO	ST	Blocks BS BA	+/-	
1 Jayden Gardner	F 19:37	2-7	0-0	1-2	0 2 2	0 2	5	1	1	0	1 0	-22	
5 Ben Vander Plas	F 28:56	3-7	2-4	0-0	2 5 7	3 2 8	8	2	2	0	0 1	11	
0 Khei Clark	G 28:29	2-7	2-4	6-7	1 2 3	4 4	12	4	2	0	1 1	8	
2 Reece Beekman	G 24:59	2-6	2-5	2-2	1 2 3	4 2 8	8	6	0	1	0 1	13	
4 Armaan Franklin	G 37:24	9-21	5-13	2-4	1 9 10	2 5 25	1	0	0	1	1 1	7	
22 Francisco Caffaro	04:27	1-1	0-0	0-0	1 0 1	0 1 2	0	0	0	0	0 0	1	
11 Isaac McKneely	23:01	3-8	3-6	2-2	0 2 2	3 1 11	3	0	1	1	0 8		
13 Ryan Dunn	30:11	2-3	1-2	0-0	2 6 8	4 1 5	1	2	0	1	0 13		
21 Kadin Shedrick	02:56	0-0	0-0	0-0	0 0 0	0 0 0	0	0	0	0	0 6		
Team					2 0 2		0	0					
Totals		24-60	15-34	13-17	10 28 38	20 18	76	19	7	2	5 4 9		

Technical Fouls: NONE

Wake Forest - 67												
Record: 14-6 (6-3)												
NO. Name	Min	FG M-A	3P M-A	FT M-A	Rebounds OR DR TOT	Fouls PF FD	TP	AS	TO	ST	Blocks BS BA	+/-
11 Andrew Carr	F 38:41	2-6	0-1	3-4	1 9 10	2 3	7	2	2	0	1 1	-11
33 Matthew Marsh	C 25:05	1-1	0-0	2-4	1 3 4	3 2	4	0	1	0	1 0	14
1 Tyree Appleby	G 39:53	4-16	1-8	4-4	1 1 2	3 7	13	5	3	1	0 2	-8
2 Cameron Hildreth	G 37:40	3-7	1-2	9-10	1 6 7	3 7	16	2	3	2	0 1	2
30 Damari Monsanto	G 34:12	9-19	7-15	0-0	0 3 3	3 1	25	0	0	0	2 1	-3
20 Davion Bradford	02:54	0-0	0-0	0-0	0 0 0	1 0	0	0	0	0	0 0	-2
4 Daivien Williamson	12:16	0-1	0-1	0-0	0 0 0	2 0	0	0	0	0	0 0	-29
34 Bobi Klintman	09:19	1-1	0-0	0-0	0 0 0	1 0	2	0	0	0	0 0	-8
Team					2 4 6		0	0	0			
Totals		20-51	9-27	18-22	6 26 32	18 20	67	9	9	3	4 5	-9

Technical Fouls: NONE

	UVA	WAKE							
Biggest lead	19 (1 <sup>st</sup> 5:42)	5 (1 <sup>st</sup> 16:55)	Points from	UVA	WAKE	Period by Period Scoring			
Best Scoring Run	17 (1 <sup>st</sup> 8:00)	7 (2 <sup>nd</sup> 16:43)	Turnovers	9	5	1st	2nd	TOT	
Lead Changes			Paint	16	18	UVA			
Times Tied	2		Second Chance	10	10	42	34	76	
Time with Lead	31:36	06:03	Fast Breaks	0	7	WAKE			
			Bench	18	2	32	35	67	

GAME 19 - NO. 7 VIRGINIA VS. BOSTON COLLEGE

GAME 20 - NO. 7 VIRGINIA AT SYRACUSE



THE LAST TIME

VIRGINIA INDIVIDUALS

- **Scored 30 points:** Kyle Guy vs. Marshall (12/31/18)
- **Scored 40 points:** Sean Singletary (41) at Miami (3/1/08)
- **Two players with 20 points:** Jay Huff (21) and Sam Hauser (21) vs. Syracuse (1/25/21)
- **Three players with 20 points:** Chris Williams (27), Roger Mason, Jr. (22) and Donald Hand (20) vs. Duke (1/5/00)
- **Four players with 20 points:** Chris Williams (23), Donald Hand (22), Adam Hall (21) and Travis Watson (20) vs. Georgetown (3/15/00)
- **A player with back-to-back 25-point games:** Joe Harris, 26 vs. Virginia Tech (2/12/13), 27 at North Carolina (2/16/13)
- **One player scored in double figures:** Jayden Gardner (17) vs. North Carolina (3/10/22)
- **No players scored in double figures:** vs. Florida (3/18/17)
- **Five players scored in double figures:** Kihei Clark (20), Armaan Franklin (15), Jayden Gardner (12), Reece Beekman (11), Ben Vander Plas (10) vs. Virginia Tech (1/18/23)
- **Six players scored in double figures:** Sean Singletary (27), Adrian Joseph (13), Jamil Tucker (13), Mamadi Diane (12), Calvin Baker (11) and Laurynas Mikalauskas (11) vs. Maryland (3/9/08)
- **Seven players scored in double figures:** Cornel Parker (20), Junior Burrough (15), Ted Jeffries (14), Cory Alexander (13), Jason Williford (12), Yuri Barnes (11) and Doug Smith (11) vs. Clemson (1/13/93)
- **Had 15 rebounds:** Mike Tobey (16) vs. Tennessee State (11/25/14)
- **Had 20 rebounds:** Mike Tobey (20) vs. Louisville (3/5/16)
- **Had 25 rebounds:** Bob Mortell (25) vs. Washington & Lee (2/27/60)
- **Two players with 10 rebounds:** Francisco Caffaro (12) and Jayden Gardner (10) at Notre Dame (1/29/22)
- **Three players with 10 rebounds:** Jay Huff (12), Kihei Clark (11) and Braxton Key (10) at Syracuse (11/6/19)
- **Double-Double:** Jayden Gardner (12 points, 11 rebounds) at Michigan (11/29/22)
- **Two players had a double-double:** Jayden Gardner (22 points, 10 rebounds) and Francisco Caffaro (11 points and 12 rebounds) at Notre Dame (1/29/22)
- **Three players had a double-double:** Jason Williford (10 pts, 15 rebs), Ted Jeffries (23 pts, 10 rebs), and Cornel Parker (11 pts, 11 rebs) at William & Mary (1/25/93)
- **Double-Double with points and assists:** Reece Beekman (11 points, 10 assists) vs. Baylor (11/18/22)
- **Triple-Double:** Ralph Sampson (15 pts, 22 rebs, 10 blks) vs. Old Dominion (12/29/79)
- **Three Double-Doubles in a row:** Sam Hauser [3] (13 pts, 10 rebs) at Notre Dame (12/30/20), (16 pts, 11 rebs) vs. Wake Forest (1/6/21), (17 pts, 10 rebs) at Boston College (1/9/21)
- **Four Double-Doubles in a row:** Mike Scott [5] (27 pts, 15 rebs) vs. Oklahoma (11/23/10), (16 pts, 10 rebs) vs. Wichita State (11/24/10), (17 pts, 12 rebs) at Minnesota (11/29/10), (21 pts, 13 rebs) at Virginia Tech (12/5/10), (10 pts, 13 rebs) vs. Radford (12/7/10)
- **20 points and 20 rebounds:** Travis Watson (21 points, 20 rebounds) vs. Wofford (1/2/03)
- **20 points and 10 rebounds:** Armaan Franklin (25 points, 10 rebounds) at Wake Forest (1/21/23)
- **13 assists:** Kihei Clark (13) vs. Navy (12/29/19)
- **11 assists:** Kihei Clark (11) vs. Syracuse (1/7/23)
- **10 assists:** Kihei Clark (11) vs. Syracuse (1/7/23)
- **5 blocked Shots:** Kadin Shedrick (6) vs. Clemson (12/22/21)
- **5 steals:** Reece Beekman (5) vs. North Carolina (1/10/23)
- **Led UVA in points, rebounds and assists:** Sam Hauser (15 points, 9 rebounds, 3 assists) vs. Ohio (3/20/21)
- **Hit a last second shot to win a game:** Reece Beekman at Duke (2/7/22) [3-pointer with 1.1 seconds remaining]
- **Played more than 40 minutes:** Reece Beekman (45) at North Texas (3/20/22)
- **Played 40 minutes:** Kihei Clark (40), vs. St. Bonaventure (3/22/22)

VIRGINIA TEAM

- **Won in Overtime:** 71-69 at North Texas (3/20/22)
- **Lost in Overtime:** 63-55 vs. Syracuse (1/11/20)
- **Played Two Overtimes:** at Virginia Tech, 80-78 2 OT (2/12/17)
- **Played Three Overtimes:** vs. Georgetown, L 115-111 (3/15/00)
- **Shot 70 percent for a half:** 70.4% (19-27) vs. Austin Peay - 1st Half (11/13/17)
- **Shot 60 percent in a game:** 60% (30-50) vs. Miami (2/5/22)
- **Shot less than 30 percent in a game:** 29.5% (13-44) vs. VCU (12/9/18)
- **Shot 100 percent from the free throw line:** 100% (3-3) vs. Miami (2/5/22) & (14-14) vs. NC State (2/24/21)
- **Shot 90 percent from the free throw line:** 91.3% (21-23) vs. Georgia Tech (2/12/22)
- **Shot 70 percent from 3-point line:** 72% (18-25) at Syracuse (3/4/19)
- **Shot less than 30 percent in a half:** 28% (7-25) in 1st Half vs. St. Bonaventure (3/22/22)
- **Shot less than 20 percent in a half:** 18.5% (5-27) in 1st Half vs. North Carolina (3/10/22)
- **Shot 55 percent or better and lost:** 58.5% (31-53) at North Carolina (2/16/13)
- **Shot 50 percent or better and lost:** 52.6% (30-57) vs. Iowa (11/29/21)
- **Attempted 50 FTs:** 52 (made 34) vs. Howard (12/12/94)
- **Attempted 35 3-pointers:** 38 (11-38) vs. Va. Tech (2/10/18)
- **Did Not Attempt a FT:** 0 vs. Wisconsin (11/27/17)
- **Made 30 FTs:** 31 (31 of 36) vs. Tennessee (3/18/07)
- **Made 15 3-pt FGs:** 15 at Wake Forest (1/21/23)
- **Failed to make a 3-pt FG:** vs. Louisville (0 of 6) (3/9/22)
- **Had 50 rebounds:** 50 vs. JMU (11/10/19)
- **Had 25 assists:** 26 vs. Iowa State (3/25/16)
- **Had 15 steals:** 16 vs. NC State (2/24/08)
- **Had 10 blocks:** 10 vs. JMU (12/6/22)
- **Scored 50 pts in a half:** 56 vs. Baylor, 2nd half (11/18/22)
- **Scored 60 pts in a half:** 60 vs. Gonzaga, 1st half (1/3/07)
- **Scored 70 pts in a half:** 70 vs. Coastal Carolina, 2nd half (11/20/00)
- **Scored 100 pts (ACC):** 103 vs. Maryland (1/16/07)
- **Scored 100 pts (non-conf):** 100 vs. Marshall (12/31/18)
- **Scored under 20 pts in 1st half:** 17 vs. St. Bonaventure (3/22/22)
- **Scored under 20 pts in 2nd half:** 19 at North Carolina (2/18/17)
- **Scored under 50 pts in a game:** 43 vs. North Carolina (3/10/22)
- **Defeated top-5 opponent:** 86-79 vs. #5 Baylor (11/18/22)
- **Defeated top-5 opponent on the road:** 65-63 at #4 Duke (1/27/18)
- **Defeated top-5 opponent at neutral site:** 86-79 vs. #5 Baylor (11/18/22)
- **Defeated top-ranked opponent:** 86-73 vs. #1 North Carolina (1/30/86)
- **Won when trailing by 16 points:** Trained 32-16 during 63-61 vs. Ohio State (11/30/16)
- **Won when trailing by 17 points:** Trained 31-14 during 61-58 overtime win vs. Maryland (3/10/13)

OPPONENT INDIVIDUALS

- **Scored 30 points:** Buddy Boeheim (31), Syracuse (3/11/21)
- **Scored 35 points:** Carsen Edwards (42), Purdue (3/30/19)
- **Scored 40 points:** Carsen Edwards (42), Purdue (3/30/19)
- **Scored 50 points:** Len Chappell (50), Wake (2/12/62)
- **Two players with 20 points:** Jericole Hellems (21) and Tarquavion Smith (20) at NC State (1/22/22)
- **Two players with 25 points:** Corey Kispert (32) and Drew Timme (29) vs. Gonzaga (12/26/20)
- **Three players with 20 points:** Jordan McRae (21), Jarnell Stokes (20), Josh Richardson (20), at Tennessee (12/30/13)
- **Two players with 30 points:** Trevor Powell (31) and Tony Smith (31) at Marquette (2/3/90)
- **No players scored in double figures:** Lehigh (11/26/21)
- **Five players scored in double figures:** Jarace Walker (17), Marcus Sasser (13), Tramon Mark (13), Jamal Shead (11), J'Wan Roberts (10) vs. Houston (12/17/22)
- **Six players scored in double figures:** C.J. Harris (15), Ari Stewart (12), Travis McKie (12), J.T. Terrell (11), Ty Walker (11), Gary Clark (10), at Wake Forest (1/29/11)
- **Seven players scored in double figures:** Stanley Burrell (15), Drew Lavender (13), C.J. Anderson (12), B.J. Raymond (12), Josh Duncan (11), Charles Bronson (11) and Jason Love (10), at Xavier (1/3/08)
- **Double-Double:** Dominick Welch (10 points, 10 rebounds), St. Bonaventure (3/22/22)
- **Double-Double with points and assists:** Keifer Sykes (21 pts, 10 assts), at Green Bay (12/7/13)
- **Two players had a double-double:** Marvin Bagley III (30 pts, 14 rebs) & Wendell Carter Jr. (14 pts, 15 rebs), Duke (1/27/18)
- **Player had 20 points and 20 rebounds:** Armando Bacot (29 points, 22 rebounds), North Carolina (1/8/222)
- **Had 15 rebounds:** Amando Bacot (16), North Carolina (2/20/20)
- **Had 20 rebounds:** Armando Bacot (22), North Carolina (1/8/22)
- **Had 10 assists:** Keifer Sykes (10), at Green Bay (12/7/13)
- **5 Blocked Shots:** Moses Wright (5), Georgia Tech (1/23/21)
- **5 Steals:** Jordan Miller (7), Miami (2/5/22) & Jose Alvarado (6), Georgia Tech (1/23/21)
- **Hit a last second shot to win a game:** Matthew Cleveland, Florida State (2/26/22), 3-pointer at the end of regulation

OPPONENT TEAM

- **Shot less than 30 percent in a game:** 27.3% (15-55), JMU (12/6/22)
- **Shot less than 30 percent in a game (ACC):** 27.1% (13-48), Virginia Tech (1/4/20)
- **Shot 60 percent in a game:** 60% (30-50) at NC State (1/22/22)
- **Shot 55 percent or better and lost:** 55.3% (26-47), Cleveland State (11/25/09)
- **Scored 100 pts:** 106, Washington (11/22/10)
- **Scored 90 pts in an ACC game:** 93, North Carolina (2/16/13)
- **Scored 60 pts in a half:** 60, at Miami, 2nd half (3/1/08)
- **Scored 50 pts in a half:** 54, vs. Gonzaga, 2nd half (12/26/21)
- **Scored 45 pts in the first half:** 45, at Florida State (2/15/21)
- **Scored under 10 pts in 1st half:** 7, at Pitt (2/24/18)
- **Scored under 20 pts in 1st half:** 19, Georgia Tech (2/12/22)
- **Scored under 20 pts in 2nd half:** 19, vs. Towson (11/25/20)
- **Scored under 40 pts in a game:** 39, vs. Virginia Tech (1/4/20)
- **Had 25 assists:** 27, at Xavier (1/3/08)
- **Had 15 steals:** 15, VMI (11/16/08)
- **Had 10 blocks:** 10 at Maryland (3/5/11)
- **Failed to make a 3-pt FG:** Georgia Tech (1/22/15)

## VIRGINIA PLAYERS

Points: . . . . .	40, J.R. Reynolds vs. Wake Forest, 1/21/07
Most 1st Half Points: . . . . .	23, Sean Singletary vs. Virginia Tech, 1/16/08
Most 2nd Half Points: . . . . .	26, Sylven Landesberg vs. Boston College, 2/4/09
Rebounds: . . . . .	20, Mike Tobey vs. Louisville, 3/5/16
Field Goals: . . . . .	14, Jayden Gardner vs. FDU, 12/18/21
Field Goal Attempts: . . . . .	23, Sylven Landesberg vs. Boston College, 2/4/09
Field Goal Pct.: . . . . .	1.000 (9-9), Mike Scott vs. Wake Forest, 2/8/12
3-Point Field Goals: . . . . .	8, Mastupha Farrakhan vs. Howard, 1/4/11
3-Point FG Attempts: . . . . .	12, Sean Singletary vs. Gonzaga, 1/3/07
	12, Sean Singletary vs. Georgia Tech, 2/24/07
3-Point FG Pct.: . . . . .	1.000 (5-5), Malcolm Brogdon vs. Boston College, 2/3/16
	1.000 (5-5), Justin Anderson vs. Tennessee State, 11/25/14
	1.000 (4-4), De'Andre Hunter vs. Coppin State, 11/16/18
	1.000 (4-4), London Perrantes vs. Miami, 2/26/14
	1.000 (4-4), Joe Harris vs. Hampton, 11/26/13
Free Throws Made: . . . . .	14, Sean Singletary vs. Hampton, 12/16/06
	14, Sylven Landesberg vs. Florida State, 1/24/09
Free Throw Attempts: . . . . .	16, Sean Singletary vs. Hampton, 12/16/06
FT Pct.: . . . . .	1.000 (14-14), Sylven Landesberg vs. Florida State, 1/24/09
	1.000 (12-12), Malcolm Brogdon vs. Villanova, 12/19/15
Assists: . . . . .	12, Ty Jerome vs. Virginia Tech, 1/15/19
Steals: . . . . .	7, Sean Singletary vs. NC State, 2/24/08
Blocks: . . . . .	10, by Jay Huff vs. Duke, 2/29/20

Most Points:	108 vs. Gonzaga, 1/3/07
Fewest Points:	38 vs. Wisconsin, 12/4/13
Most 1st Half:	60 vs. Gonzaga, 1/3/07
Fewest 1st Half:	15 vs. Iowa State, 12/30/10
Most 2nd Half:	57 vs. Arizona, 11/12/06
Fewest 2nd Half:	15 vs. Duke, 2/16/11
Rebounds:	54 vs. UMES, 11/26/06
Field Goals:	43 vs. VMI, 11/16/08
Field Goal Attempts:	82 vs. UNC, 1/15/09
Field Goal Pct.:	.667 (32-48) vs. Howard, 1/4/11
3-Pt. FG:	18 vs. Gonzaga, 1/3/07
3-Pt. FG Attempts:	38 vs. Virginia Tech, 2/10/18
3-Point FG Pct.:	.727 (8-11) vs. North Texas, 11/20/12
Free Throws:	39 vs. Maryland, 1/16/07
FT Attempted:	49 vs. Maryland, 1/16/07
Fewest FT Attempted:	0 vs. Wisconsin, 11/27/17
Free Throw Pct.:	1.000 (19-19) vs. Winthrop, 11/15/11
Assists:	24 vs. Howard, 11/14/07 24 vs. VMI, 11/16/08
Steals:	16 vs. NC State, 2/24/08
Blocks:	13 vs. Duke, 2/29/20
Most Turnovers:	21 vs. Longwood, 12/7/07 21 vs. Hampton, 12/19/07
Fewest Turnovers:	2 vs. Louisville, 2/7/15

Biggest Comeback:	19 points vs. Arizona, 11/12/06
Biggest Lead Given up in a Loss:	14 points vs. Bradley, 3/26/08
Largest Lead:	59 vs. Coppin State, 11/16/18
	57 points vs. Grambling State, 11/22/16
Biggest Deficit:	38 points vs. Clemson, 2/7/08
Largest Margin of Victory:	57 vs. Coppin State, 11/16/18
	56 points vs. Grambling State, 11/22/16
Largest Margin of Defeat:	31 points vs. Clemson, 2/7/08
Overtime Games (Record):	12 (6-6); Last: 71-64 win vs. Kent State, 12/4/20

Points: . . . . .	32, 3x last by DeWayne Jackson, Morgan State, 12/19/12
Most 1st Half Points: . . . . .	19, DeWayne Jackson, Morgan State, 12/19/12
Most 2nd Half Points: . . . . .	28, Talor Battle, Penn State, 11/30/09
Rebounds: . . . . .	16, 2x last by Jamelle Hagins, Delaware, 11/13/12
Field Goals: . . . . .	13, Elijah Millsap, UAB, 12/30/09
Field Goal Attempts: . . . . .	24, Malcolm Delaney, Virginia Tech, 1/28/10
Field Goal Pct.: . . . . .	.875 (7-8), Ahmed Grant, UNC Wilmington, (1/18/10)
3-Point Field Goals: . . . . .	8, K.C. Rivers, Clemson, 2/7/08
3-Pt. FG Attempts: . . . . .	15, Malcolm Delaney, Virginia Tech, 2/19/11
3-Pt. FG Pct.: . . . . .	1.000 (5-5), Tony Dukes, USC Upstate, 11/15/10
Free Throws Made: . . . . .	15, Tyler Hansbrough, North Carolina, 1/15/09
FT Attempted: . . . . .	17, Tyler Hansbrough, North Carolina, 1/15/09
FT Pct.: . . . . .	1.000 (8-8), Tyrese Rice, Boston College, 2/4/09
	1.000 (8-8), Sean Mosley, Maryland, 3/6/10
	1.000 (7-7), Roy Devyn Marble, Iowa, 3/27/13
Assists: . . . . .	11, Cliff Hammonds, Clemson, 2/7/08
Steals: . . . . .	7, Jordan Miller, Miami, 2/5/22
Blocks: . . . . .	6, 2x, last by Mouhamadou Gueye, Stony Brook, 12/18/19

Most Points:	.97, VMI, 11/16/08
Fewest Points:	26, Maine, 11/27/19
Most 1st Half:	50, North Carolina, 1/15/09
Fewest 1st Half:	8, Harvard, 12/21/14
Most 2nd Half:	61, Gonzaga, 1/3/07
Fewest 2nd Half:	11, JMU, 11/10/19
Rebounds:	48, North Carolina, 2/25/12
Field Goals:	37, VMI, 11/16/08
Field Goal Attempts:	79, VMI, 11/16/08
Field Goal Pct.:	.566 (30-53) Liberty, 11/25/08
3-Pt. FG:	16, Clemson, 2/7/08
3-Pt. FG Attempts:	39, Hartford, 12/30/07
3-Point FG Pct.:	.619 (13-21) Duke, 2/9/19
Free Throws:	26, Boston College, 2/4/09
FT Attempted:	31, Boston College, 2/4/09
Free Throw Pct.:	1.000 (15-15) Iowa, 3/27/13
Zero Free Throw Attempts:	Miami, 2/5/22
Assists:	22, Clemson, 2/7/08
Steals:	15, VMI, 11/16/08
Blocks:	10, Radford, 11/21/08
	10, North Carolina, 1/15/09
Most Turnovers:	25, NC State, 2/24/08
Fewest Turnovers:	4, Clemson, 1/31/12

2006-07 to present. . . . . 278 games - 224-54 (.806)

24 games from 2/7/15 vs. Louisville through 11/30/16 vs. Ohio State  
21 games from 12/21/13 vs. Northern Iowa through 1/22/15 vs. Georgia Tech

21 games from 1/6/13 vs. North Carolina through 1/22/15 vs. Georgia Tech

4 games from 2/6/10 vs. Wake Forest through 3/6/10 vs. Maryland



# 2022-23 Virginia Men's Basketball



**0 • KIHEI CLARK**  
Gr. • G • 5-10 • 167  
Woodland Hills, Calif.




**1 • JAYDEN GARDNER**  
5th Year • F • 6-6 • 233  
Wake Forest, N.C.




**2 • REECE BEEKMAN**  
Jr. • G • 6-3 • 190  
Milwaukee, Wis.




**4 • ARMAAN FRANKLIN**  
Sr. • G • 6-4 • 200  
Indianapolis, Ind.



**5 • BEN VANDER PLAS**  
Gr. • F • 6-8 • 236  
Ripon, Wis.



**10 • TAINÉ MURRAY**  
So. • G • 6-5 • 205  
Auckland, N.Z.



**11 • ISAAC MCKNEELY**  
Fr. • G • 6-4 • 179  
Poca, W.Va.



**12 • CHASE COLEMAN**  
Sr. • G • 5-10 • 165  
Norfolk, Va.



**13 • RYAN DUNN**  
Fr. • G • 6-8 • 208  
Freeport, N.Y.



**21 • KADIN SHEDRICK**  
R-Jr. • F • 6-11 • 231  
Raleigh, N.C.



**22 • FRANCISCO CAFFARO**  
R-Sr. • C • 7-1 • 254  
Sante Fe, Argentina



**23 • ISAAC TRAUDT**  
Fr. • F • 6-10 • 229  
Grand Island, Neb.



**24 • TRISTAN HOW**  
Jr. • F • 6-7 • 202  
Virginia Beach, Va.



**35 • LEON BOND III**  
Fr. • G/F • 6-5 • 200  
Wauwatosa, Wis.



**TONY BENNETT**  
Head Coach  
14th Season





# KIHEI CLARK

Graduate Student • Guard • 5-10 • 167  
Woodland Hills, Calif. • Taft Charter

## 2022-23 HIGHLIGHTS

- Cousy Award Preseason Top-20 Watch List
- Had 9 points, five assists and four rebounds vs. NCCU (11/7/22)
- Recorded eight points, seven assists and two steals vs. Monmouth (11/11/22)
- Scored 12 points and had two steals vs. Illinois (11/20/22)
- Handed out a game-high eight assists vs. UMES (11/25/22)
- Scored 16 points at Michigan (11/29/22)
- Recorded game-high 18 points (9 of 10 FT) vs. FSU (12/3/22)
- Scored 18 points and dished seven assists vs. JMU (12/6/22)
- Registered nine points and eight assists vs. Houston (12/17/22)
- Tallied 13 points and three steals at Miami (12/20/22)
- Registered eight points and 10 assists, including his 600th career assist, in his school record 139th game vs. UAlbany (12/28/22)
- Team-highs in points (15) and assists (8) at Georgia Tech (12/31/22)
- Game-high 17 points and eight assists at Pitt (1/3/23)
- Tallied a game-high 11 assists vs. Syracuse (1/7/23)
- Had nine points and game-high six assists at Florida State (1/14/23)
- Recorded 20 points and five assists vs. Virginia Tech (1/18/23)

## CLARK CAREER STATISTICS

SEASON	TEAM	GP-GS		MIN/AVG	Field Goals		3-Point		F-Throws		Rebounds				Scoring						
					FG-FGA	FG%	3FG-3FGA	3FG%	FT-FTA	FT%	OFF	DEF	TOT	AVG	PF-FO	A	TO	BLK	STL	PTS	AVG
2018-19	Uva	38-20		1020/26.8	55-157	.350	29-85	.341	33-40	.825	16	73	89	2.3	52-0	97	39	0	28	172	4.5
2019-20	Uva	30-30		1112/37.1	105-280	.375	36-96	.375	78-89	.876	11	114	125	4.2	54-0	176	105	3	37	324	10.8
2020-21	Uva	25-23		850/34.0	85-207	.411	20-62	.323	47-64	.734	6	45	51	2.0	30-0	113	53	0	18	237	9.5
2021-22	Uva	35-35		1263/36.1	117-302	.387	54-156	.346	61-78	.782	12	91	103	2.9	40-0	153	77	4	30	349	10.0
2022-23	Uva	18-18		595/33.1	65-150	.433	22-56	.393	56-75	.747	8	41	49	2.7	28-0	105	37	3	24	208	11.6
TOTAL		146-126		4840/33.2	427-1096	.390	161-455	.354	275-346	.795	53	364	417	2.9	204-0	644	311	10	137	1290	8.8

### Single Game Highs

Statistic	Value
Points	25 vs Duke 02/23/22
Rebounds	11 at Syracuse 11/06/19
Assists	13 vs Navy 12/29/19
Steals	3 13 times
Blocks	1 10 times
FG Made	9 vs Duke 02/23/22
FG Attempts	16 vs Florida St. 02/26/22
3FG Made	6 vs Duke 02/23/22
3FG Attempts	11 vs Duke 02/23/22
FT Made	10 vs Boston College 02/01/22
FT Attempts	12 vs Kent St. 12/04/20, vs James Madison 12/06/22

## CLARK 2022-23 GAME-BY-GAME

Opponent	Date	GS	MIN	Total		3-Pointers		Free throws		Rebounds				PF	A	TO	BLK	STL	PTS	AVG
				FG-FGA	PCT	3FG-3FGA	PCT	FT-FTA	PCT	OFF	DEF	TOT	AVG							
N.C. Central	11/07/2022	*	34:08	3-9	.333	2-6	.333	1-4	.250	0	2	2	2.0	1	5	2	0	0	9	9.0
Monmouth	11/11/2022	*	20:26	3-4	.750	2-3	.667	0-0	.000	1	0	1	1.5	1	7	0	0	2	8	8.5
vs Baylor	11/18/2022	*	35:23	3-8	.375	1-2	.500	0-0	.000	0	4	4	2.3	0	3	3	0	0	7	8.0
vs Illinois	11/20/2022	*	34:10	4-9	.444	2-4	.500	2-2	1.000	1	2	3	2.5	1	3	2	0	2	12	9.0
UMES	11/25/2022	*	31:01	1-4	.250	0-1	.000	3-3	1.000	0	2	2	2.4	1	8	2	1	2	5	8.2
at Michigan	11/29/2022	*	38:02	4-9	.444	1-2	.500	7-8	.875	0	2	2	2.3	1	4	1	0	1	16	9.5
Florida St.	12/03/2022	*	35:27	4-9	.444	1-3	.333	9-10	.900	1	2	3	2.4	0	3	3	0	1	18	10.7
James Madison	12/06/2022	*	38:56	5-11	.455	2-5	.400	6-12	.500	0	2	2	2.4	1	7	3	0	1	18	11.6
Houston	12/17/2022	*	35:18	2-8	.250	1-5	.200	4-4	1.000	0	2	2	2.3	4	8	2	0	1	9	11.3
at Miami (FL)	12/20/2022	*	30:00	2-10	.200	1-3	.333	8-9	.889	2	2	4	2.5	2	3	0	0	3	13	11.5
UAlbany	12/28/2022	*	26:41	3-4	.750	1-1	1.000	1-2	.500	0	4	4	2.6	1	10	2	0	2	8	11.2
at Georgia Tech	12/31/2022	*	30:34	6-9	.667	2-3	.667	1-3	.333	1	1	2	2.6	1	8	3	0	3	15	11.5
at Pittsburgh	01/03/2023	*	34:38	7-12	.583	2-5	.400	1-1	1.000	0	4	4	2.7	4	8	5	0	0	17	11.9
Syracuse	01/07/2023	*	32:24	2-5	.400	0-1	.000	1-2	.500	1	1	2	2.6	3	11	3	0	2	5	11.4
North Carolina	01/10/2023	*	37:49	3-8	.375	0-1	.000	1-3	.333	0	2	2	2.6	2	2	2	0	2	7	11.1
at Florida St.	01/14/2023	*	36:12	4-10	.400	0-2	.000	1-1	1.000	0	5	5	2.8	1	6	1	0	1	9	11.0
Virginia Tech	01/18/2023	*	35:48	7-14	.500	2-5	.400	4-4	1.000	0	2	2	2.7	0	5	1	1	1	20	11.5
at Wake Forest	01/21/2023	*	28:29	2-7	.286	2-4	.500	6-7	.857	1	2	3	2.7	4	4	2	1	0	12	11.6
Totals		18	595:26	65-150	.433	22-56	.393	56-75	.747	8	41	49	2.7	28	105	37	3	24	208	11.6

## Player Averages

Games Played	Minutes/game	Points/game	FG Pct	3FG Pct	FT Pct	Rebounds/game	Assists/game	Turnovers/game	Assist/Turnover ratio	Steals/game	Blocks/game
18	33.1	11.6	43.3	39.3	74.7	2.7	5.8	2.1	2.8	1.3	0.2



# 1 JAYDEN GARDNER

Fifth Year • Forward • 6-6 • 233  
Wake Forest, N.C. • Heritage • East Carolina

## 2022-23 HIGHLIGHTS

- Preseason All-ACC second team
- Malone Award Preseason Top-20 Watch List
- Surpassed 2,000 career points with three points vs. NCCU (11/7/22)
- Recorded 12 points and five rebounds vs. Illinois (11/20/22)
- Scored game-high 26 points (12 of 15 FG) vs. UMES (11/22/22)
- Registered 12 points and 11 rebounds at Michigan (11/29/22)
- Tallied 14 points and eight rebounds vs. JMU (12/6/22)
- Netted 13 points along with six rebounds vs. Houston (12/17/22)
- Recorded 16 points and seven rebounds vs. UAlbany (12/28/22)
- Scored 14 points at Georgia Tech (12/31/22)
- Scored 10 points and grabbed 1,000th career rebound vs. Syracuse (1/7/23)
- Tallied 12 points and four rebounds vs. Virginia Tech (1/18/23)

## GARDNER CAREER STATISTICS

SEASON	TEAM	GP-GS	MIN/AVG	Field Goals		3-Point		F-Throws		Rebounds				Scoring							
				FG-FGA	FG%	3FG-3FGA	3FG%	FT-FTA	FT%	OFF	DEF	TOT	AVG	PF-FO	A	TO	BLK	STL	PTS	AVG	
2018-19	ECU	31-31	948/30.6	166-337	.493	2-10	.200	171-228	.750	93	169	262	8.5	88-3	39	75	14	24	505	16.3	
2019-20	ECU	31-30	1066/34.4	223-428	.521	4-20	.200	160-218	.734	91	194	285	9.2	91-4	67	83	15	34	610	19.7	
2020-21	ECU	19-18	665/35.0	123-257	.479	3-6	.500	98-133	.737	39	119	158	8.3	42-0	27	45	3	11	347	18.3	
2021-22	UVa	35-35	1144/32.7	219-437	.501	3-14	.214	96-121	.793	80	143	223	6.4	74-0	50	52	13	18	537	15.3	
2022-23	UVa	18-18	422/23.4	72-140	.514	0-0	.000	37-61	.607	28	56	84	4.7	31-0	10	16	8	15	181	10.1	
TOTAL FOR UVa		53-53	1566/29.5	291-577	.504	3-14	.214	133-182	.731	108	199	307	5.8	105-0	60	68	21	33	718	13.5	
TOTAL		134-132	4245/31.7	803-1599	.502	12-50	.240	562-761	.739	331	681	1012	7.6	326-7	193	271	53	102	2180	16.3	

## Single Game Highs

Statistic	Value	
Points	35	at UCF 01/13/19
Rebounds	20	at UCF 01/13/19
Assists	4	10 times
Steals	3	4 times
Blocks	3	vs Georgia Tech 02/12/22, at Miami (FL) 02/19/22
FG Made	14	vs Fairleigh Dickinson 12/18/21
FG Attempts	24	vs Temple 02/23/20
3FG Made	2	vs UCF 03/04/21, vs Iowa 11/29/21
3FG Attempts	4	vs SMU 01/11/20, vs Clemson 12/22/21
FT Made	16	vs App State 11/30/18
FT Attempts	19	vs App State 11/30/18

## GARDNER 2022-23 GAME-BY-GAME

Opponent	Date	GS	MIN	Total		3-Pointers		Free throws		Rebounds				PF	A	TO	BLK	STL	PTS	AVG
				FG-FGA	PCT	3FG-3FGA	PCT	FT-FTA	PCT	OFF	DEF	TOT	AVG							
N.C. Central	11/07/2022	*	19:41	0-4	.000	0-0	.000	3-5	.600	4	5	9	9.0	0	0	0	0	0	3	3.0
Monmouth	11/11/2022	*	15:46	3-7	.429	0-0	.000	3-4	.750	3	2	5	7.0	4	1	0	0	0	9	6.0
vs Baylor	11/18/2022	*	17:12	1-4	.250	0-0	.000	5-7	.714	0	3	3	5.7	2	2	2	0	1	7	6.3
vs Illinois	11/20/2022	*	26:46	3-5	.600	0-0	.000	6-9	.667	2	3	5	5.5	1	1	3	0	1	12	7.8
UMES	11/25/2022	*	25:01	12-15	.800	0-0	.000	2-5	.400	0	3	3	5.0	2	0	0	0	0	26	11.4
at Michigan	11/29/2022	*	33:07	6-15	.400	0-0	.000	0-0	.000	3	8	11	6.0	1	2	1	0	3	12	11.5
Florida St.	12/03/2022	*	23:29	5-9	.556	0-0	.000	0-0	.000	5	2	7	6.1	2	0	3	2	2	10	11.3
James Madison	12/06/2022	*	32:22	5-7	.714	0-0	.000	4-8	.500	2	6	8	6.4	2	0	1	2	2	14	11.6
Houston	12/17/2022	*	33:17	4-8	.500	0-0	.000	5-6	.833	2	4	6	6.3	0	0	0	1	0	13	11.8
at Miami (FL)	12/20/2022	*	20:26	4-6	.667	0-0	.000	0-2	.000	0	2	2	5.9	2	0	0	0	2	8	11.4
UAlbany	12/28/2022	*	27:15	7-11	.636	0-0	.000	2-3	.667	3	4	7	6.0	0	0	0	2	0	16	11.8
at Georgia Tech	12/31/2022	*	22:01	7-12	.583	0-0	.000	0-0	.000	0	2	2	5.7	2	1	1	0	1	14	12.0
at Pittsburgh	01/03/2023	*	23:22	2-7	.286	0-0	.000	0-0	.000	1	2	3	5.5	2	1	0	0	2	4	11.4
Syracuse	01/07/2023	*	26:54	4-11	.364	0-0	.000	2-3	.667	1	2	3	5.3	2	0	0	0	0	10	11.3
North Carolina	01/10/2023	*	15:01	1-2	.500	0-0	.000	1-2	.500	0	1	1	5.0	3	0	1	0	0	3	10.7
at Florida St.	01/14/2023	*	18:45	1-4	.250	0-0	.000	1-2	.500	1	2	3	4.9	3	0	1	0	0	3	10.3
Virginia Tech	01/18/2023	*	21:43	5-6	.833	0-0	.000	2-3	.667	1	3	4	4.8	3	1	2	0	1	12	10.4
at Wake Forest	01/21/2023	*	19:37	2-7	.286	0-0	.000	1-2	.500	0	2	2	4.7	0	1	1	1	0	5	10.1
Totals			18 421:45	72-140	.514	0-0	.000	37-61	.607	28	56	84	4.7	31	10	16	8	15	181	10.1

## Player Averages

Games Played	Minutes/game	Points/game	FG Pct	3FG Pct	FT Pct	Rebounds/game	Assists/game	Turnovers/game	Assist/Turnover ratio	Steals/game	Blocks/game
18	23.4	10.1	51.4	0.0	60.7	4.7	0.6	0.9	0.6	0.8	0.4



# 2 REECE BEEKMAN

Junior • Guard • 6-3 • 190  
Baton Rouge, La. • Scotlandville Magnet

## 2022-23 HIGHLIGHTS

- MVP of Continental Main Event in Las Vegas (11/20/21)
- ACC Player of the Week (11/21/22)
- Netted 10 points with five assists vs. NCCU (11/7/22)
- Had seven points and six assists vs. Monmouth (11/11/22)
- Recorded 10 points and 10 assists vs. Baylor (11/18/22)
- Registered 17 points and three steals vs. Illinois (11/20/22)
- Tallied nine points, five rebounds and four steals vs. UME5 (11/25/22)
- Scored team-high 18 points at Michigan (11/29/22)
- Played four minutes before leaving with injury vs. JMU (12/6/22)
- Posted 10 points, nine rebounds and nine assists at Miami (12/20/22)
- Missed the UAlbany (12/28/22) game due to injury
- Tallied 12 points and six rebounds at Pitt (1/3/23)
- Recorded 13 points and seven rebounds vs. Syracuse (1/7/23)
- Scored 13 points along with five assists and five steals vs. UNC (1/10/23)
- Scored 11 points along with seven assists vs. Virginia Tech (1/18/23)

## BEEKMAN CAREER STATISTICS

SEASON	TEAM	GP-GS		MIN/AVG		Field Goals		3-Point		F-Throws		Rebounds				Scoring					
		GP-GS	MIN/AVG	FG-FGA	FG%	3FG-3FGA	3FG%	FT-FTA	FT%	OFF	DEF	TOT	AVG	PF-FO	A	TO	BLK	STL	PTS	AVG	
2020-21	Uva	25-20	733/29.3	42-110	.382	9-37	.243	25-33	.758	5	66	71	2.8	37-0	75	29	10	30	118	4.7	
2021-22	Uva	35-35	1228/35.1	115-256	.449	22-65	.338	35-46	.761	15	121	136	3.9	62-2	181	50	25	73	287	8.2	
2022-23	Uva	17-17	512/30.1	54-127	.425	21-45	.467	38-46	.826	10	47	57	3.4	32-0	87	27	8	24	167	9.8	
TOTAL		77-72	2474/32.1	211-493	.428	52-147	.354	98-125	.784	30	234	264	3.4	131-2	343	106	43	127	572	7.4	

### Single Game Highs

Statistic	Value	
Points	20	vs Clemson 12/22/21
Rebounds	12	at Louisville 03/05/22
Assists	11	vs Louisville 01/24/22
Steals	6	vs Navy 11/09/21
Blocks	2	9 times
FG Made	8	at Pittsburgh 01/19/22
FG Attempts	12	at North Carolina 01/08/22, vs North Carolina 01/10/23, vs Illinois 11/20/22
3FG Made	3	4 times
3FG Attempts	5	4 times
FT Made	6	vs Illinois 11/20/22
FT Attempts	8	vs Illinois 11/20/22

## BEEKMAN 2022-23 GAME-BY-GAME

Opponent	Date	GS	MIN	Total		3-Pointers		Free throws		Rebounds				PF	A	TO	BLK	STL	PTS	AVG
				FG-FGA	PCT	3FG-3FGA	PCT	FT-FTA	PCT	OFF	DEF	TOT	AVG							
N.C. Central	11/07/2022	*	26:05	3-7	.429	2-3	.667	2-2	1.000	0	3	3	3.0	3	5	4	0	1	10	10.0
Monmouth	11/11/2022	*	21:27	2-7	.286	1-4	.250	2-2	1.000	1	1	2	2.5	2	6	1	2	2	7	8.5
vs Baylor	11/18/2022	*	33:32	2-6	.333	2-2	1.000	4-4	1.000	0	1	1	2.0	1	10	3	1	1	10	9.0
vs Illinois	11/20/2022	*	33:35	5-12	.417	1-3	.333	6-8	.750	1	3	4	2.5	2	3	1	0	3	17	11.0
UMES	11/25/2022	*	28:08	3-5	.600	1-1	1.000	2-2	1.000	0	5	5	3.0	0	2	2	1	4	9	10.6
at Michigan	11/29/2022	*	38:06	7-10	.700	1-1	1.000	3-4	.750	1	3	4	3.2	1	5	1	0	1	18	11.8
Florida St.	12/03/2022	*	31:08	1-7	.143	0-3	.000	5-6	.833	0	4	4	3.3	3	5	1	1	0	7	11.1
James Madison	12/06/2022	*	03:47	1-1	1.000	0-0	.000	0-0	.000	0	0	0	2.9	0	1	0	0	0	2	10.0
Houston	12/17/2022	*	33:33	1-5	.200	1-3	.333	1-2	.500	1	2	3	2.9	4	5	3	1	1	4	9.3
at Miami (FL)	12/20/2022	*	34:31	5-9	.556	0-1	.000	0-1	.000	2	7	9	3.5	3	9	4	0	0	10	9.4
at Georgia Tech	12/31/2022	*	26:45	3-6	.500	2-3	.667	0-0	.000	1	3	4	3.5	1	4	2	0	2	8	9.3
at Pittsburgh	01/03/2023	*	35:32	4-9	.444	3-5	.600	1-1	1.000	0	6	6	3.8	2	3	1	0	0	12	9.5
Syracuse	01/07/2023	*	31:18	3-5	.600	2-3	.667	5-6	.833	0	1	1	3.5	3	7	1	0	2	13	9.8
North Carolina	01/10/2023	*	38:30	5-12	.417	0-2	.000	3-4	.750	0	2	2	3.4	0	5	2	1	5	13	10.0
at Florida St.	01/14/2023	*	36:21	3-10	.300	2-3	.667	0-0	.000	1	2	3	3.4	2	4	1	0	0	8	9.9
Virginia Tech	01/18/2023	*	34:41	4-10	.400	1-3	.333	2-2	1.000	1	2	3	3.4	1	7	0	1	1	11	9.9
at Wake Forest	01/21/2023	*	24:59	2-6	.333	2-5	.400	2-2	1.000	1	2	3	3.4	4	6	0	0	1	8	9.8
Totals			17 511:58	54-127	.425	21-45	.467	38-46	.826	10	47	57	3.4	32	87	27	8	24	167	9.8

## Player Averages

Games Played	Minutes/ game	Points/ game	FG Pct	3FG Pct	FT Pct	Rebounds/ game	Assists/ game	Turnovers/ game	Assist/Turnover ratio	Steals/ game	Blocks/ game
17	30.1	9.8	42.5	46.7	82.6	3.4	5.1	1.6	3.2	1.4	0.5





# 4 ARMAAN FRANKLIN

Senior • Guard • 6-4 • 200  
Indianapolis, Ind. • Cathedral • Indiana

## 2022-23 HIGHLIGHTS

- Scored game-high 21 points (4-7 3FGs) vs. NCCU (11/7/22)
- Set career highs in points (26), free throws (9) and free throw at-tempts (10) vs. Baylor (11/18/22)
- Scored eight points vs. JMU (12/6/22)
- Scored 10 points vs. Houston (12/17/22)
- Tallied 20 points and career-high two blocked vs. UAlbany (12/28/22)
- Scored 11 points along with a career-high five steals at Georgia Tech (12/31/22)
- Netted 14 points and four rebounds at Pitt (1/3/23)
- Scored team-high 16 points (4-9 3FG) vs. Syracuse (1/7/23)
- Recorded 12 points and career highs in rebounds (9) and blocks (3) vs. UNC (1/10/23)
- Scored game-high 20 points and added team-high seven rebounds at Florida State (1/14/23)
- Tallied 15 points vs. Virginia Tech (1/18/23)
- Scored 25 points and added career-high 10 rebounds for first career double-double at Wake Forest (1/21/23)

## FRANKLIN CAREER STATISTICS

SEASON	TEAM	GP-GS	MIN/AVG	Field Goals		3-Point		F-Throws		Rebounds				Scoring			
				FG-FGA	FG%	3FG-3FGA	3FG%	FT-FTA	FT%	OFF	DEF	TOT	AVG	PF-FO	A	TO	BLK STL
2019-20	IND	32-9	441/13.8	39-112	.348	17-64	.266	24-39	.615	2	50	52	1.6	43-0	41	30	3 8
2020-21	IND	22-20	664/30.2	87-203	.429	36-85	.424	40-54	.741	13	78	91	4.1	61-3	47	48	5 26
2021-22	UVa	35-34	1031/29.5	140-357	.392	53-179	.296	57-75	.760	11	86	97	2.8	71-0	49	43	9 35
2022-23	UVa	18-18	525/29.2	78-183	.426	40-98	.408	35-48	.729	11	72	83	4.6	27-0	21	15	9 16
TOTAL FOR UVa		53-52	1556/29.4	218-540	.404	93-277	.336	92-123	.748	22	158	180	3.4	98-0	70	58	18 51
TOTAL		107-81	2661/24.9	344-855	.402	146-426	.343	156-216	.722	37	286	323	3.0	202-3	158	136	26 85

### Single Game Highs


Statistic	Value
Points	26 vs Baylor 11/18/22
Rebounds	10 at Wake Forest 01/21/23
Assists	8 vs Western Ill. 11/05/19
Steals	5 at Georgia Tech 12/31/22
Blocks	3 vs North Carolina 01/10/23
FG Made	9 at Wake Forest 01/21/23
FG Attempts	21 at Wake Forest 01/21/23
3FG Made	5 7 times
3FG Attempts	13 at Wake Forest 01/21/23
FT Made	9 vs Baylor 11/18/22
FT Attempts	10 vs Baylor 11/18/22

## FRANKLIN 2022-23 GAME-BY-GAME

Opponent	Date	GS	MIN	Total		3-Pointers		Free throws		Rebounds				PF	A	TO	BLK	STL	PTS	AVG
				FG-FGA	PCT	3FG-3FGA	PCT	FT-FTA	PCT	OFF	DEF	TOT	AVG							
N.C. Central	11/07/2022	*	34:52	5-9	.556	4-7	.571	7-8	.875	1	3	4	4.0	1	1	0	0	0	21	21.0
Monmouth	11/11/2022	*	18:22	3-6	.500	2-4	.500	0-0	.000	0	3	3	3.5	3	0	2	0	0	8	14.5
vs Baylor	11/18/2022	*	33:26	7-12	.583	3-6	.500	9-10	.900	1	3	4	3.7	2	1	1	0	3	26	18.3
vs Illinois	11/20/2022	*	33:50	4-12	.333	1-5	.200	0-0	.000	0	5	5	4.0	3	0	2	0	2	9	16.0
UMES	11/25/2022	*	27:21	2-6	.333	1-4	.250	0-0	.000	0	4	4	4.0	0	3	0	0	0	5	13.8
at Michigan	11/29/2022	*	25:58	1-6	.167	0-2	.000	0-2	.000	0	4	4	4.0	2	0	1	0	0	2	11.8
Florida St.	12/03/2022	*	21:53	3-7	.429	2-4	.500	1-2	.500	0	2	2	3.7	3	0	3	1	0	9	11.4
James Madison	12/06/2022	*	26:15	3-8	.375	2-5	.400	0-0	.000	0	3	3	3.6	4	2	1	0	1	8	11.0
Houston	12/17/2022	*	24:10	3-6	.500	2-3	.667	2-2	1.000	0	6	6	3.9	1	0	1	0	0	10	10.9
at Miami (FL)	12/20/2022	*	13:04	0-7	.000	0-3	.000	0-0	.000	0	2	2	3.7	0	0	0	1	0	0	9.8
UAlbany	12/28/2022	*	31:08	7-13	.538	3-6	.500	3-3	1.000	1	1	2	3.5	0	0	1	2	0	20	10.7
at Georgia Tech	12/31/2022	*	31:28	3-12	.250	3-9	.333	2-2	1.000	2	1	3	3.5	1	4	0	0	5	11	10.8
at Pittsburgh	01/03/2023	*	30:08	6-12	.500	2-3	.667	0-0	.000	1	3	4	3.5	1	3	0	0	2	14	11.0
Syracuse	01/07/2023	*	33:54	4-11	.364	4-9	.444	4-7	.571	2	4	6	3.7	1	3	1	1	2	16	11.4
North Carolina	01/10/2023	*	36:26	4-13	.308	0-5	.000	4-7	.571	1	8	9	4.1	0	2	1	3	0	12	11.4
at Florida St.	01/14/2023	*	32:56	8-13	.615	4-7	.571	0-0	.000	1	6	7	4.3	2	0	1	0	1	20	11.9
Virginia Tech	01/18/2023	*	32:44	6-9	.667	2-3	.667	1-1	1.000	0	5	5	4.3	1	1	0	0	0	15	12.1
at Wake Forest	01/21/2023	*	37:24	9-21	.429	5-13	.385	2-4	.500	1	9	10	4.6	2	1	0	1	0	25	12.8
Totals		18	525:18	78-183	.426	40-98	.408	35-48	.729	11	72	83	4.6	27	21	15	9	16	231	12.8

## Player Averages

Games Played	Minutes/game	Points/game	FG Pct	3FG Pct	FT Pct	Rebounds/game	Assists/game	Turnovers/game	Assist/Turnover ratio	Steals/game	Blocks/game
18	29.2	12.8	42.6	40.8	72.9	4.6	1.2	0.8	1.4	0.9	0.5



# 5 BEN VANDER PLAS

Graduate Student • Forward • 6-8 • 236  
Ripon, Wis. • Ripon • Ohio University

## 2022-23 HIGHLIGHTS

- Recorded seven points and four rebounds in UVA debut vs. NCCU (11/7/22)
- Tallied 10 points, three rebounds and three assists vs. Monmouth (11/11/22)
- Scored 14 points vs. Baylor (11/18/22)
- Tallied eight points and game-high 10 rebounds vs. Illinois (11/20/22)
- Scored 10 points at Michigan (11/29/22)
- Netted 20 points (4-9 3FG) at Miami (12/20/22)
- Secured his 800th career rebound at Georgia Tech (12/31/22)
- Registered 17 points, eight rebounds and career-high three blocks vs. UNC (1/10/23)
- Netted 15 points along with team-high seven rebounds and three assists at Florida State (1/14/23)
- Recorded 10 points, seven rebounds and three assists vs. Virginia Tech (1/18/23)
- Contributed eight points and seven rebounds at Wake Forest (1/21/23)

## VANDER PLAS CAREER STATISTICS

SEASON	TEAM	GP-GS	MIN/AVG	Field Goals			3-Point		F-Throws		Rebounds				Scoring					
				FG-FGA	FG%	3FG-3FGA	3FG%	FT-FTA	FT%	OFF	DEF	TOT	AVG	PF-FO	A	TO	BLK	STL	PTS	AVG
2018-19	Ohio	31-1	718/23.2	94-231	.407	50-162	.309	29-41	.707	40	122	162	5.2	55-0	48	33	15	28	267	8.6
2019-20	Ohio	31-31	1022/33.0	183-372	.492	41-137	.299	80-135	.593	39	175	214	6.9	84-2	86	89	21	32	487	15.7
2020-21	Ohio	25-25	845/33.8	114-263	.433	51-146	.349	42-55	.764	19	126	145	5.8	60-1	94	58	15	36	321	12.8
2021-22	Ohio	35-35	1237/35.4	166-362	.459	67-198	.338	98-138	.710	40	197	237	6.8	81-3	107	63	16	62	497	14.2
2022-23	Uva	18-4	433/24.0	49-117	.419	25-75	.333	22-35	.629	15	66	81	4.5	30-0	27	13	8	11	145	8.1
TOTAL FOR Uva		18-4	433/24.0	49-117	.419	25-75	.333	22-35	.629	15	66	81	4.5	30-0	27	13	8	11	145	8.1
TOTAL		140-96	4255/30.4	606-1345	.451	234-718	.326	271-404	.671	153	686	839	6.0	310-6	362	256	75	169	1717	12.3

### Single Game Highs


Statistic	Value
Points	30 vs Miami (OH) 02/15/22
Rebounds	13 at Central Mich. 02/16/19, at Western Mich. 01/04/20
Assists	10 vs Central Mich. 02/22/22
Steals	4 10 times
Blocks	3 vs North Carolina 01/10/23
FG Made	11 at Buffalo 01/14/20, vs Toledo 03/12/21
FG Attempts	20 at Buffalo 01/14/20
3FG Made	6 at Akron 03/02/19, vs Kent St. 01/07/22
3FG Attempts	11 at Bowling Green 03/01/22
FT Made	9 vs Miami (OH) 02/15/22, at NIU 03/04/22
FT Attempts	12 vs Central Mich. 03/09/20

## VANDER PLAS 2022-23 GAME-BY-GAME

Opponent	Date	GS	MIN	Total		3-Pointers		Free throws		Rebounds				Other Stats							
				FG-FGA	PCT	3FG-3FGA	PCT	FT-FTA	PCT	OFF	DEF	TOT	AVG	PF	A	TO	BLK	STL	PTS	AVG	
N.C. Central	11/07/2022		22:52	2-5	.400	2-4	.500	1-2	.500	0	4	4	4.0	1	2	0	1	1	7	7.0	
Monmouth	11/11/2022		19:11	3-4	.750	2-3	.667	2-3	.667	0	3	3	3.5	1	3	0	1	0	10	8.5	
vs Baylor	11/18/2022		24:06	4-5	.800	2-3	.667	4-6	.667	0	2	2	3.0	1	1	1	0	1	14	10.3	
vs Illinois	11/20/2022		24:10	0-3	.000	0-3	.000	8-9	.889	2	8	10	4.8	2	2	1	0	0	8	9.8	
UMES	11/25/2022		19:07	1-3	.333	0-0	.000	0-1	.000	3	4	7	5.2	3	2	0	0	1	2	8.2	
at Michigan	11/29/2022		24:23	4-5	.800	1-1	1.000	1-2	.500	0	0	0	4.3	1	1	1	0	0	10	8.5	
Florida St.	12/03/2022		26:36	3-11	.273	1-5	.200	0-0	.000	1	3	4	4.3	2	1	0	1	0	7	8.3	
James Madison	12/06/2022		25:55	1-4	.250	0-3	.000	1-2	.500	0	5	5	4.4	2	1	2	0	0	3	7.6	
Houston	12/17/2022		16:59	0-7	.000	0-6	.000	0-0	.000	0	0	0	3.9	0	1	1	0	0	0	6.8	
at Miami (FL)	12/20/2022		27:18	7-13	.538	4-9	.444	2-3	.667	2	2	4	3.9	3	2	1	0	0	20	8.1	
UAlbany	12/28/2022	*	15:06	1-4	.250	1-4	.250	0-2	.000	1	1	2	3.7	3	1	0	1	0	3	7.6	
at Georgia Tech	12/31/2022		21:04	1-3	.333	0-1	.000	1-2	.500	1	5	6	3.9	0	0	0	0	2	3	7.3	
at Pittsburgh	01/03/2023		21:57	1-4	.250	0-3	.000	0-0	.000	1	0	1	3.7	2	0	0	0	2	2	6.8	
Syracuse	01/07/2023		24:45	2-7	.286	2-6	.333	0-0	.000	0	4	4	3.7	1	1	2	1	1	6	6.8	
North Carolina	01/10/2023		26:38	6-10	.600	3-7	.429	2-3	.667	1	7	8	4.0	2	1	0	3	2	17	7.5	
at Florida St.	01/14/2023	*	34:10	6-11	.545	3-6	.500	0-0	.000	0	7	7	4.2	2	3	1	0	0	15	7.9	
Virginia Tech	01/18/2023	*	29:33	4-11	.364	2-7	.286	0-0	.000	1	6	7	4.4	1	3	1	0	1	10	8.1	
at Wake Forest	01/21/2023	*	28:56	3-7	.429	2-4	.500	0-0	.000	2	5	7	4.5	3	2	2	0	0	8	8.1	
Totals		4	432:46	49-117	.419	25-75	.333	22-35	.629	15	66	81	4.5	30	27	13	8	11	145	8.1	

## Player Averages

Games Played	Minutes/game	Points/game	FG Pct	3FG Pct	FT Pct	Rebounds/game	Assists/game	Turnovers/game	Assist/Turnover ratio	Steals/game	Blocks/game
18	24.0	8.1	41.9	33.3	62.9	4.5	1.5	0.7	2.1	0.6	0.4



# 10 Taine Murray

Sophomore • Guard • 6-5 • 205  
Auckland, N.Z. • Rosmini College

### 2022-23 HIGHLIGHTS

- Netted seven points in 16 minutes vs. Monmouth (11/11/22)
- Played 12 minutes vs. UMES (11/25/22)
- Played three minutes vs. JMU (12/6/22)
- Scored two points in nine minutes of action at Miami (12/20/22)
- Played four minutes at Georgia Tech (12/31/22)

### MURRAY CAREER STATISTICS

				Field Goals		3-Point		F-Throws		Rebounds								Scoring		
SEASON	TEAM	GP-GS	MIN/AVG	FG-FGA	FG%	3FG-3FGA	3FG%	FT-FTA	FT%	OFF	DEF	TOT	AVG	PF-FO	A	TO	BLK	STL	PTS	AVG
2021-22	UVa	19-0	143/7.5	13-33	.394	8-23	.348	4-8	.500	6	11	17	0.9	14-0	2	4	1	2	38	2.0
2022-23	UVa	7-0	60/8.5	4-13	.308	1-9	.111	3-4	.750	0	9	9	1.3	5-0	3	1	2	0	12	1.7
TOTAL		26-0	203/7.8	17-46	.370	9-32	.281	7-12	.583	6	20	26	1.0	19-0	5	5	3	2	50	1.9

### Single Game Highs

Statistic	Value
Points	14 vs Iowa 11/29/21
Rebounds	4 vs UMES 11/25/22
Assists	1 5 times
Steals	1 vs Radford 11/12/21, at NC State 01/22/22
Blocks	1 vs Pittsburgh 12/03/21, vs Monmouth 11/11/22, vs James Madison 12/06/22
FG Made	5 vs Iowa 11/29/21
FG Attempts	7 vs Iowa 11/29/21
3FG Made	4 vs Iowa 11/29/21
3FG Attempts	6 vs Iowa 11/29/21
FT Made	2 at Clemson 01/04/22, vs UAlbany 12/28/22
FT Attempts	2 5 times

### MURRAY 2022-23 GAME-BY-GAME

Opponent	Date	Total		3-Pointers		Free throws		Rebounds												
		GS	MIN	FG-FGA	PCT	3FG-3FGA	PCT	FT-FTA	PCT	OFF	DEF	TOT	AVG	PF	A	TO	BLK	STL	PTS	AVG
N.C. Central	11/07/2022		02:13	0-0	.000	0-0	.000	0-0	.000	0	1	1	1.0	0	0	0	0	0	0	0.0
Monmouth	11/11/2022		16:04	3-6	.500	1-3	.333	0-0	.000	0	0	0	0.5	2	1	0	1	0	7	3.5
UMES	11/25/2022		12:04	0-3	.000	0-3	.000	1-2	.500	0	4	4	1.7	2	1	0	0	0	1	2.7
James Madison	12/06/2022		03:09	0-0	.000	0-0	.000	0-0	.000	0	0	0	1.3	0	1	0	1	0	0	2.0
at Miami (FL)	12/20/2022		08:54	1-1	1.000	0-0	.000	0-0	.000	0	1	1	1.2	1	0	1	0	0	2	2.0
UAlbany	12/28/2022		13:15	0-2	.000	0-2	.000	2-2	1.000	0	3	3	1.5	0	0	0	0	0	2	2.0
at Georgia Tech	12/31/2022		04:09	0-1	.000	0-1	.000	0-0	.000	0	0	0	1.3	0	0	0	0	0	0	1.7
Totals		0	59:48	4-13	.308	1-9	.111	3-4	.750	0	9	9	1.3	5	3	1	2	0	12	1.7

### Player Averages

Games Played	Minutes/game	Points/game	FG Pct	3FG Pct	FT Pct	Rebounds/game	Assists/game	Turnovers/game	Assist/Turnover ratio	Steals/game	Blocks/game
7	8.5	1.7	30.8	11.1	75.0	1.3	0.4	0.1	3.0	0.0	0.3





# 11 ISAAC MCKNEELY

Freshman • Guard • 6-4 • 179  
Poca, W.Va. • Poca

## 2022-23 HIGHLIGHTS

- Scored three points in collegiate debut vs. NCCU (11/7/22)
- Game-high 15 points (4 of 6 3FG) vs. Monmouth (11/11/22)
- Tallied six points and three rebounds vs. UMES (11/25/22)
- Scored four points vs. JMU (12/6/22)
- Netted nine points (2 of 5 3FG) vs. Houston (12/17/22)
- Scored nine points (3 of 5 3FG) along with four rebounds at Georgia Tech (12/31/22)
- Drilled a pair of 3-pointers at Pitt (1/3/23)
- Scored 12 points on four 3-pointers vs. Syracuse (1/7/23)
- Scored 11 points (3-4 3FG) vs. UNC (1/10/23)
- Tallied seven points vs. Virginia Tech (1/18/23)
- Scored 11 points (3-6 3FG) at Wake Forest (1/21/23)

## MCKNEELY CAREER STATISTICS

				Field Goals		3-Point		F-Throws		Rebounds								Scoring		
SEASON	TEAM	GP-GS	MIN/AVG	FG-FGA	FG%	3FG-3FGA	3FG%	FT-FTA	FT%	OFF	DEF	TOT	AVG	PP-FO	A	TO	BLK	STL	PTS	AVG
2022-23	UVA	18-1	376/20.9	36-94	.383	30-72	.417	11-15	.733	4	30	34	1.9	22-0	17	13	2	8	113	6.3
TOTAL		18-1	376/20.9	36-94	.383	30-72	.417	11-15	.733	4	30	34	1.9	22-0	17	13	2	8	113	6.3

### Single Game Highs


Statistic	Value	
Points	15	vs Monmouth 11/11/22
Rebounds	5	vs Florida St. 12/03/22, at Miami (FL) 12/20/22
Assists	3	at Miami (FL) 12/20/22, at Wake Forest 01/21/23
Steals	1	8 times
Blocks	1	vs N.C. Central 11/07/22, at Wake Forest 01/21/23
FG Made	5	vs Monmouth 11/11/22
FG Attempts	9	at Miami (FL) 12/20/22
3FG Made	4	vs Monmouth 11/11/22, vs Syracuse 01/07/23
3FG Attempts	7	at Miami (FL) 12/20/22, vs Syracuse 01/07/23
FT Made	2	at Miami (FL) 12/20/22, vs Virginia Tech 01/18/23, at Wake Forest 01/21/23
FT Attempts	3	vs Monmouth 11/11/22

## MCKNEELY 2022-23 GAME-BY-GAME

Opponent	Date	GS	MIN	Total		3-Pointers		Free throws		Rebounds				PF	A	TO	BLK	STL	PTS	AVG
				FG-FGA	PCT	3FG-3FGA	PCT	FT-FTA	PCT	OFF	DEF	TOT	AVG							
N.C. Central	11/07/2022		22:42	1-4	.250	1-4	.250	0-0	.000	0	1	1	1.0	1	0	1	1	0	3	3.0
Monmouth	11/11/2022		27:36	5-8	.625	4-6	.667	1-3	.333	0	2	2	1.5	0	1	0	0	0	15	9.0
vs Baylor	11/18/2022		11:13	0-1	.000	0-0	.000	0-0	.000	0	0	0	1.0	1	2	0	0	0	0	6.0
vs Illinois	11/20/2022		15:03	1-3	.333	1-2	.500	0-0	.000	0	0	0	0.8	1	0	0	0	0	3	5.3
UMES	11/25/2022		11:59	2-6	.333	2-4	.500	0-0	.000	0	3	3	1.2	2	0	1	0	0	6	5.4
at Michigan	11/29/2022		09:39	0-1	.000	0-1	.000	0-0	.000	0	0	0	1.0	1	0	1	0	0	0	4.5
Florida St.	12/03/2022		18:44	1-5	.200	1-4	.250	1-2	.500	2	3	5	1.6	0	0	2	0	1	4	4.4
James Madison	12/06/2022		25:57	1-6	.167	1-5	.200	1-2	.500	1	1	2	1.6	0	1	1	0	1	4	4.4
Houston	12/17/2022		24:46	3-6	.500	2-5	.400	1-1	1.000	0	2	2	1.7	1	0	0	0	0	9	4.9
at Miami (FL)	12/20/2022		30:43	1-9	.111	1-7	.143	2-2	1.000	0	5	5	2.0	1	3	2	0	1	5	4.9
UAlbany	12/28/2022	*	27:56	2-7	.286	0-3	.000	1-1	1.000	0	3	3	2.1	2	2	1	0	1	5	4.9
at Georgia Tech	12/31/2022		24:28	3-5	.600	3-5	.600	0-0	.000	1	3	4	2.3	2	2	3	0	0	9	5.3
at Pittsburgh	01/03/2023		22:52	2-5	.400	2-5	.400	0-0	.000	0	0	0	2.1	2	0	0	0	1	6	5.3
Syracuse	01/07/2023		22:24	4-7	.571	4-7	.571	0-0	.000	0	3	3	2.1	2	0	1	0	1	12	5.8
North Carolina	01/10/2023		21:00	4-5	.800	3-4	.750	0-0	.000	0	1	1	2.1	1	1	0	0	0	11	6.1
at Florida St.	01/14/2023		19:29	1-5	.200	1-2	.500	0-0	.000	0	0	0	1.9	0	1	0	0	1	3	5.9
Virginia Tech	01/18/2023		16:47	2-3	.667	1-2	.500	2-2	1.000	0	1	1	1.9	2	1	0	0	0	7	6.0
at Wake Forest	01/21/2023		23:01	3-8	.375	3-6	.500	2-2	1.000	0	2	2	1.9	3	3	0	1	1	11	6.3
Totals		1	376:19	36-94	.383	30-72	.417	11-15	.733	4	30	34	1.9	22	17	13	2	8	113	6.3

## Player Averages

Games Played	Minutes/game	Points/game	FG Pct	3FG Pct	FT Pct	Rebounds/game	Assists/game	Turnovers/game	Assist/Turnover ratio	Steals/game	Blocks/game
18	20.9	6.3	38.3	41.7	73.3	1.9	0.9	0.7	1.3	0.4	0.1



# 12 CHASE COLEMAN

Senior • Guard • 5-10 • 165  
Norfolk, Va. • Maury

### 2022-23 HIGHLIGHTS

- Dished two assists in nine minutes vs. Monmouth (11/11/22)
- Scored three points in five minutes of action vs. UMES (11/25/22)
- Played five minutes vs. UAlbany (12/28/22)
- Made 1 of 2 free throws in three minutes at Georgia Tech (12/31/22)

### COLEMAN CAREER STATISTICS

						Field Goals		3-Point		F-Throws		Rebounds									Scoring		
SEASON	TEAM	GP-GS	MIN	AVG		FG-FGA	FG%	3FG-3FGA	3FG%	FT-FTA	FT%	OFF	DEF	TOT	AVG	PF-FO	A	TO	BLK	STL		PTS	AVG
2019-20	UVa	17-0		87/5.1		5-18	.278	2-8	.250	0-0	.000	0	8	8	0.5	9-0	4	7	0	5	12	0.7	
2020-21	UVa	5-0		7/1.4		1-1	1.000	0-0	.000	0-0	.000	0	1	1	0.2	1-0	0	0	0	0	2	0.4	
2021-22	UVa	4-0		7/1.8		1-2	.500	0-1	.000	0-0	.000	0	0	0	0.0	0-0	0	2	0	1	2	0.5	
2022-23	UVa	4-0		21/5.2		1-5	.200	1-3	.333	1-3	.333	0	0	0	0.0	2-0	4	2	0	0	4	1.0	
TOTAL		30-0		122/4.1		8-26	.308	3-12	.250	1-3	.333	0	9	9	0.3	12-0	8	11	0	6	20	0.7	

### Single Game Highs

Statistic	Value
Points	3 vs Virginia Tech 01/04/20, vs Arizona St. 11/24/19, vs UMES 11/25/22
Rebounds	2 vs Massachusetts 11/23/19
Assists	2 vs Monmouth 11/11/22
Steals	1 6 times
FG Made	1 8 times
FG Attempts	3 vs James Madison 11/10/19, vs Arizona St. 11/24/19
3FG Made	1 vs Virginia Tech 01/04/20, vs Arizona St. 11/24/19, vs UMES 11/25/22
3FG Attempts	2 at Boston College 01/07/20, vs Arizona St. 11/24/19
FT Made	1 at Georgia Tech 12/31/22
FT Attempts	2 at Georgia Tech 12/31/22

### COLEMAN 2022-23 GAME-BY-GAME

Opponent	Date	GS	MIN	Total		3-Pointers		Free throws		Rebounds											
				FG-FGA	PCT	3FG-3FGA	PCT	FT-FTA	PCT	OFF	DEF	TOT	AVG	PF	A	TO	BLK	STL	PTS	AVG	
Monmouth	11/11/2022		08:30	0-1	.000	0-1	.000	0-1	.000	0	0	0	0.0	1	2	1	0	0	0	0.0	
UMES	11/25/2022		04:42	1-2	.500	1-1	1.000	0-0	.000	0	0	0	0.0	0	1	1	0	0	3	1.5	
UAlbany	12/28/2022		05:10	0-2	.000	0-1	.000	0-0	.000	0	0	0	0.0	0	1	0	0	0	0	1.0	
at Georgia Tech	12/31/2022		02:34	0-0	.000	0-0	.000	1-2	.500	0	0	0	0.0	1	0	0	0	0	1	1.0	
Totals		0	20:56	1-5	.200	1-3	.333	1-3	.333	0	0	0	0.0	2	4	2	0	0	4	1.0	

### Player Averages

Games Played	Minutes/ game	Points/ game	FG Pct	3FG Pct	FT Pct	Rebounds/ game	Assists/ game	Turnovers/ game	Assist/Turnover ratio	Steals/ game	Blocks/ game
4	5.2	1.0	20.0	33.3	33.3	0.0	1.0	0.5	2.0	0.0	0.0



# 13 RYAN DUNN

Freshman • Guard • 6-8 • 208  
Freeport, N.Y. • Perkiomen School

## 2022-23 HIGHLIGHTS

- Tallied 13 points, six rebounds, three blocks and two steals in collegiate debut vs. Monmouth (11/11/22)
- Played 12 minutes vs. UMES (11/25/22)
- Scored four points (4 of 4 FT) and had five rebounds in 15 minutes vs. FSU (12/3/22)
- Recorded four points, five rebounds and three blocks in 18 minutes vs. JMU (12/6/22)
- Registered two points, three rebounds and one block at Georgia Tech (12/31/22)
- Tallied nine points, four rebounds and three blocks at Florida State (1/14/23)
- Recorded three points, three rebounds and three blocks vs. Virginia Tech (1/18/23)
- Tallied career highs in rebounds (8) and minutes (30) at Wake Forest (1/21/28)

## DUNN CAREER STATISTICS

			Field Goals				3-Point		F-Throws		Rebounds								Scoring	
SEASON	TEAM	GP-GS	MIN/AVG	FG-FGA	FG%	3FG-3FGA	3FG%	FT-FTA	FT%	OFF	DEF	TOT	AVG	PF-FO	A	TO	BLK	STL	PTS	AVG
2022-23	UVa	16-0	214/13.4	17-35	.486	4-13	.308	7-10	.700	10	36	46	2.9	21-0	5	8	18	4	45	2.8
TOTAL		16-0	214/13.4	17-35	.486	4-13	.308	7-10	.700	10	36	46	2.9	21-0	5	8	18	4	45	2.8

### Single Game Highs

Statistic	Value	
Points	13	vs Monmouth 11/11/22
Rebounds	8	at Wake Forest 01/21/23
Assists	2	vs Monmouth 11/11/22
Steals	2	vs Monmouth 11/11/22, vs Virginia Tech 01/18/23
Blocks	3	4 times
FG Made	5	vs Monmouth 11/11/22
FG Attempts	7	at Florida St. 01/14/23
3FG Made	1	4 times
3FG Attempts	3	vs Virginia Tech 01/18/23
FT Made	4	vs Florida St. 12/03/22
FT Attempts	4	vs Monmouth 11/11/22, vs Florida St. 12/03/22

## DUNN 2022-23 GAME-BY-GAME

Opponent	Date	GS	MIN	Total		3-Pointers		Free throws		Rebounds				PF	A	TO	BLK	STL	PTS	AVG
				FG-FGA	PCT	3FG-3FGA	PCT	FT-FTA	PCT	OFF	DEF	TOT	AVG							
Monmouth	11/11/2022		26:42	5-6	.833	1-1	1.000	2-4	.500	1	5	6	6.0	3	2	0	3	2	13	13.0
vs Baylor	11/18/2022		06:34	1-2	.500	1-1	1.000	0-1	.000	0	0	0	3.0	1	0	0	0	0	3	8.0
vs Illinois	11/20/2022		03:22	0-0	.000	0-0	.000	0-0	.000	0	1	1	2.3	0	0	0	0	0	0	5.3
UMES	11/25/2022		11:43	0-2	.000	0-1	.000	0-0	.000	0	0	0	1.8	0	0	1	1	0	0	4.0
at Michigan	11/29/2022		04:34	0-0	.000	0-0	.000	0-0	.000	0	1	1	1.6	0	0	0	0	0	0	3.2
Florida St.	12/03/2022		15:05	0-0	.000	0-0	.000	4-4	1.000	0	5	5	2.2	3	0	0	1	0	4	3.3
James Madison	12/06/2022		18:40	2-5	.400	0-2	.000	0-0	.000	0	5	5	2.6	3	0	0	3	0	4	3.4
Houston	12/17/2022		03:08	0-0	.000	0-0	.000	0-0	.000	0	1	1	2.4	0	0	0	0	0	0	3.0
at Miami (FL)	12/20/2022		16:28	0-2	.000	0-0	.000	0-0	.000	1	1	2	2.3	1	0	0	1	0	0	2.7
UAlbany	12/28/2022		18:02	1-2	.500	0-1	.000	0-0	.000	0	3	3	2.4	1	0	2	1	0	2	2.6
at Georgia Tech	12/31/2022		11:44	1-1	1.000	0-0	.000	0-0	.000	1	2	3	2.5	0	1	1	1	0	2	2.5
at Pittsburgh	01/03/2023		04:55	0-1	.000	0-0	.000	0-0	.000	1	1	2	2.4	2	0	1	0	0	0	2.3
North Carolina	01/10/2023		01:27	0-0	.000	0-0	.000	0-0	.000	0	2	2	2.4	0	0	0	0	0	0	2.2
at Florida St.	01/14/2023		16:57	4-7	.571	1-2	.500	0-0	.000	3	1	4	2.5	2	0	0	3	0	9	2.6
Virginia Tech	01/18/2023		24:24	1-4	.250	0-3	.000	1-1	1.000	1	2	3	2.5	1	1	1	3	2	3	2.7
at Wake Forest	01/21/2023		30:11	2-3	.667	1-2	.500	0-0	.000	2	6	8	2.9	4	1	2	1	0	5	2.8
Totals		0	213:56	17-35	.486	4-13	.308	7-10	.700	10	36	46	2.9	21	5	8	18	4	45	2.8

## Player Averages

Games Played	Minutes/game	Points/game	FG Pct	3FG Pct	FT Pct	Rebounds/game	Assists/game	Turnovers/game	Assist/Turnover ratio	Steals/game	Blocks/game
16	13.4	2.8	48.6	30.8	70.0	2.9	0.3	0.5	0.6	0.3	1.1





# 21 KADIN SHEDRICK

RS Junior • Forward • 6-11 • 231  
Holly Springs, N.C. • Holly Springs

## 2022-23 HIGHLIGHTS

- Tallied 10 points, seven rebounds, two steals and two blocks vs. NCCU (11/7/22)
- Scored nine points along with a game-high seven rebounds vs. Monmouth (11/11/22)
- Registered 17 points and two blocks vs. Baylor (11/18/22)
- Recorded 13 points (4-4 FG, 5-5 FT), three steals and two blocks vs. UMES (11/25/22)
- Tallied 12 points (5-6 FG) and two steals at Michigan (11/29/22)
- Blocked four shots vs. FSU (12/3/22) and JMU (12/6/22)
- Scored team-high 16 points vs. Houston (12/17/22)
- Netted eight points and six rebounds vs. UAlbany (12/28/22)
- Had 11 points, four rebounds and two blocks at Georgia Tech (12/31/22)
- Reached double figures with 10 points at Pitt (1/3/23)
- Posted 10 points, seven rebounds, four blocks and three steals vs. Syracuse (1/7/23)

## SHEDRICK CAREER STATISTICS

SEASON	TEAM	GP-GS	MIN	AVG	Field Goals		3-Point		F-Throws		Rebounds				PF-FO				Scoring		
					FG-FGA	FG%	3FG-3FGA	3FG%	FT-FTA	FT%	OFF	DEF	TOT	AVG	PF	FO	A	TO	BLK	STL	PTS
2020-21	Uva	11-0	87	7.9	11-21	.524	0-1	.000	6-9	.667	12	12	24	2.2	14-0	3	6	4	2	28	2.5
2021-22	Uva	35-19	727	20.8	91-142	.641	0-1	.000	61-86	.709	55	123	178	5.1	97-2	8	31	67	20	243	6.9
2022-23	Uva	18-14	347	19.3	47-68	.691	1-3	.333	38-46	.826	22	45	67	3.7	43-2	12	15	27	20	133	7.4
TOTAL		64-33	1160	18.1	149-231	.645	1-5	.200	105-141	.745	89	180	269	4.2	154-4	23	52	98	42	404	6.3

### Single Game Highs

Statistic	Value	
Points	20	at Louisville 03/05/22
Rebounds	13	at Miami (FL) 02/19/22
Assists	2	4 times
Steals	3	4 times
Blocks	6	vs Clemson 12/22/21
FG Made	8	at Duke 02/07/22, at Louisville 03/05/22
FG Attempts	9	at Louisville 03/05/22
3FG Made	1	at Michigan 11/29/22
3FG Attempts	1	5 times
FT Made	10	vs Radford 11/12/21
FT Attempts	10	vs Radford 11/12/21

## SHEDRICK 2022-23 GAME-BY-GAME

Opponent	Date	GS	MIN	Total		3-Pointers		Free throws		Rebounds										
				FG-FGA	PCT	3FG-3FGA	PCT	FT-FTA	PCT	OFF	DEF	TOT	AVG	PF	A	TO	BLK	STL	PTS	AVG
N.C. Central	11/07/2022	*	27:15	3-6	.500	0-1	.000	4-4	1.000	2	5	7	7.0	3	2	0	2	2	10	10.0
Monmouth	11/11/2022	*	20:54	2-4	.500	0-0	.000	5-6	.833	2	5	7	7.0	2	0	1	1	3	9	9.5
vs Baylor	11/18/2022	*	32:16	6-6	1.000	0-0	.000	5-7	.714	0	3	3	5.7	5	1	2	2	2	17	12.0
vs Illinois	11/20/2022	*	19:21	2-3	.667	0-0	.000	3-4	.750	1	5	6	5.8	2	1	2	1	0	7	10.8
UMES	11/25/2022	*	17:01	4-4	1.000	0-0	.000	5-5	1.000	3	0	3	5.2	0	1	1	2	3	13	11.2
at Michigan	11/29/2022	*	22:14	5-6	.833	1-1	1.000	1-3	.333	0	1	1	4.5	5	0	0	0	2	12	11.3
Florida St.	12/03/2022	*	23:50	1-3	.333	0-0	.000	1-2	.500	2	4	6	4.7	4	0	0	4	0	3	10.1
James Madison	12/06/2022	*	24:59	1-3	.333	0-1	.000	0-0	.000	0	5	5	4.8	2	1	1	4	1	2	9.1
Houston	12/17/2022	*	28:49	7-8	.875	0-0	.000	2-2	1.000	2	1	3	4.6	3	1	1	1	0	16	9.9
at Miami (FL)	12/20/2022	*	10:43	1-2	.500	0-0	.000	0-0	.000	0	1	1	4.2	2	0	1	1	0	2	9.1
UAlbany	12/28/2022		22:00	3-6	.500	0-0	.000	2-2	1.000	1	5	6	4.4	1	1	0	1	1	8	9.0
at Georgia Tech	12/31/2022	*	16:53	3-4	.750	0-0	.000	5-5	1.000	2	2	4	4.3	4	1	1	2	1	11	9.2
at Pittsburgh	01/03/2023	*	26:36	4-5	.800	0-0	.000	2-2	1.000	2	2	4	4.3	3	2	3	1	0	10	9.2
Syracuse	01/07/2023	*	23:29	4-6	.667	0-0	.000	3-4	.750	3	4	7	4.5	4	0	1	4	3	11	9.4
North Carolina	01/10/2023	*	17:51	1-2	.500	0-0	.000	0-0	.000	2	0	2	4.3	2	0	1	1	0	2	8.9
at Florida St.	01/14/2023		05:10	0-0	.000	0-0	.000	0-0	.000	0	1	1	4.1	1	0	0	0	1	0	8.3
Virginia Tech	01/18/2023		04:20	0-0	.000	0-0	.000	0-0	.000	0	1	1	3.9	0	0	0	0	1	0	7.8
at Wake Forest	01/21/2023		02:56	0-0	.000	0-0	.000	0-0	.000	0	0	0	3.7	0	1	0	0	0	0	7.4
Totals		14	346:37	47-68	.691	1-3	.333	38-46	.826	22	45	67	3.7	43	12	15	27	20	133	7.4

## Player Averages

Games Played	Minutes/ game	Points/ game	FG Pct	3FG Pct	FT Pct	Rebounds/ game	Assists/ game	Turnovers/ game	Assist/Turnover ratio	Steals/ game	Blocks/ game
18	19.3	7.4	69.1	33.3	82.6	3.7	0.7	0.8	0.8	1.1	1.5



# 22 FRANCISCO CAFFARO

RS Senior • Center • 7-1 • 254  
Santa Fe, Argentina • NBA Global Academy

## 2022-23 HIGHLIGHTS

- Tallied 10 points and four rebounds vs. NCCU (11/7/22)
- Missed Monmouth game due to participation with Argentina National Team at World Cup qualifier in the Dominican Republic on Nov. 10
- Scored nine points along with six rebounds for Argentina in a World Cup qualifier vs. the Dominican Republic on Nov. 10
- Recorded four points and two rebounds at Miami (12/20/22)
- Missed the Pitt game (1/3/23) with a foot injury

## CAFFARO CAREER STATISTICS

		Field Goals					3-Point		F-Throws		Rebounds											Scoring	
SEASON	TEAM	GP-GS	MIN	AVG	FG-FGA	FG%	3FG-3FGA	3FG%	FT-FTA	FT%	OFF	DEF	TOT	AVG	PP-FO	A	TO	BLK	STL	PTS	AVG		
2019-20	UVa	20-2	150	7.5	9-17	.529	0-0	.000	10-15	.667	10	14	24	1.2	24-0	0	9	5	2	28	1.4		
2020-21	UVa	17-0	117	6.9	6-12	.500	0-0	.000	8-10	.800	9	12	21	1.2	16-0	2	7	1	0	20	1.2		
2021-22	UVa	35-16	620	17.7	55-105	.524	0-0	.000	41-68	.603	55	107	162	4.6	79-3	8	32	11	7	151	4.3		
2022-23	UVa	12-0	88	7.3	9-12	.750	0-0	.000	6-12	.500	9	13	22	1.8	17-0	1	6	1	0	24	2.0		
TOTAL		84-18	975	11.6	79-146	.541	0-0	.000	65-105	.619	83	146	229	2.7	136-3	11	54	18	9	223	2.7		

### Single Game Highs

Statistic	Value
Points	16 vs Virginia Tech 01/12/22
Rebounds	12 at Notre Dame 01/29/22
Assists	1 11 times
Steals	2 at Notre Dame 01/29/22
Blocks	2 vs Fairleigh Dickinson 12/18/21, vs Florida St. 02/26/22
FG Made	5 vs Virginia Tech 01/12/22, at Notre Dame 01/29/22
FG Attempts	9 vs Wake Forest 01/15/22, at Notre Dame 01/29/22
FT Made	6 vs Virginia Tech 01/12/22
FT Attempts	10 vs Virginia Tech 01/12/22

## CAFFARO 2022-23 GAME-BY-GAME

Opponent	Date	GS	MIN	Total		3-Pointers		Free throws		Rebounds										
				FG-FGA	PCT	3FG-3FGA	PCT	FT-FTA	PCT	OFF	DEF	TOT	AVG	PF	A	TO	BLK	STL	PTS	AVG
N.C. Central	11/07/2022		10:12	3-3	1.000	0-0	.000	4-5	.800	1	3	4	4.0	2	1	0	0	0	10	10.0
vs Baylor	11/18/2022		06:18	1-1	1.000	0-0	.000	0-0	.000	2	0	2	3.0	2	0	0	0	0	2	6.0
vs Illinois	11/20/2022		09:43	1-1	1.000	0-0	.000	0-0	.000	1	1	2	2.7	2	0	1	1	0	2	4.7
UMES	11/25/2022		11:53	1-1	1.000	0-0	.000	0-0	.000	1	1	2	2.5	1	0	1	0	0	2	4.0
at Michigan	11/29/2022		03:57	0-1	.000	0-0	.000	0-0	.000	0	0	0	2.0	3	0	1	0	0	0	3.2
Florida St.	12/03/2022		03:48	0-0	.000	0-0	.000	0-0	.000	1	1	2	2.0	0	0	0	0	0	0	2.7
at Miami (FL)	12/20/2022		07:53	1-1	1.000	0-0	.000	2-2	1.000	1	1	2	2.0	2	0	1	0	0	4	2.9
UAlbany	12/28/2022		13:27	1-1	1.000	0-0	.000	0-5	.000	0	2	2	2.0	1	0	1	0	0	2	2.8
at Georgia Tech	12/31/2022		05:46	0-1	.000	0-0	.000	0-0	.000	0	0	0	1.8	1	0	0	0	0	0	2.4
Syracuse	01/07/2023		04:52	0-1	.000	0-0	.000	0-0	.000	0	2	2	1.8	1	0	1	0	0	0	2.2
North Carolina	01/10/2023		05:18	0-0	.000	0-0	.000	0-0	.000	1	2	3	1.9	2	0	0	0	0	0	2.0
at Wake Forest	01/21/2023		04:27	1-1	1.000	0-0	.000	0-0	.000	1	0	1	1.8	0	0	0	0	0	2	2.0
Totals		0	87:34	9-12	.750	0-0	.000	6-12	.500	9	13	22	1.8	17	1	6	1	0	24	2.0

## Player Averages

Games Played	Minutes/game	Points/game	FG Pct	3FG Pct	FT Pct	Rebounds/game	Assists/game	Turnovers/game	Assist/Turnover ratio	Steals/game	Blocks/game
12	7.3	2.0	75.0	0.0	50.0	1.8	0.1	0.5	0.2	0.0	0.1



# 24 TRISTAN HOW

Junior • Forward • 6-7 • 202  
Virginia Beach, Va. • Norfolk Collegiate

## 2022-23 HIGHLIGHTS

- Scored three points along with three rebounds in collegiate debut vs. Monmouth (11/11/22)
- Totaled three rebounds in three minutes at Georgia Tech (12/31/22)

## HOW CAREER STATISTICS

				Field Goals		3-Point		F-Throws		Rebounds								Scoring		
SEASON	TEAM	GP-GS	MIN/AVG	FG-FGA	FG%	3FG-3FGA	3FG%	FT-FTA	FT%	OFF	DEF	TOT	AVG	PF-FO	A	TO	BLK	STL	PTS	AVG
2022-23	UVa	2-0	8/3.8	1-4	.250	0-0	.000	1-4	.250	3	3	6	3.0	2-0	0	0	0	0	3	1.5
TOTAL		2-0	8/3.8	1-4	.250	0-0	.000	1-4	.250	3	3	6	3.0	2-0	0	0	0	0	3	1.5

### Single Game Highs

Statistic	Value
Points	3 vs Monmouth 11/11/22
Rebounds	3 vs Monmouth 11/11/22, at Georgia Tech 12/31/22
FG Made	1 vs Monmouth 11/11/22
FG Attempts	3 at Georgia Tech 12/31/22
FT Made	1 vs Monmouth 11/11/22
FT Attempts	2 vs Monmouth 11/11/22, at Georgia Tech 12/31/22

## HOW 2022-23 GAME-BY-GAME

Opponent	Date	GS	MIN	Total		3-Pointers		Free throws		Rebounds										
				FG-FGA	PCT	3FG-3FGA	PCT	FT-FTA	PCT	OFF	DEF	TOT	AVG	PF	A	TO	BLK	STL	PTS	AVG
Monmouth	11/11/2022		05:02	1-1	1.000	0-0	.000	1-2	.500	1	2	3	3.0	1	0	0	0	0	3	3.0
at Georgia Tech	12/31/2022		02:34	0-3	.000	0-0	.000	0-2	.000	2	1	3	3.0	1	0	0	0	0	0	1.5
Totals		0	07:36	1-4	.250	0-0	.000	1-4	.250	3	3	6	3.0	2	0	0	0	0	3	1.5

## Player Averages

Games Played	Minutes/ game	Points/ game	FG Pct	3FG Pct	FT Pct	Rebounds/ game	Assists/ game	Turnovers/ game	Assist/Turnover ratio	Steals/ game	Blocks/ game
2	3.8	1.5	25.0	0.0	25.0	3.0	0.0	0.0	0.0	0.0	0.0



# 2022-23 Virginia Men's Basketball Combined Team Statistics All games

Page 1/1  
as of Jan 21, 2023

## Game Records

Record	Overall	Home	Away	Neutral
ALL GAMES	15-3	9-1	4-2	2-0
CONFERENCE	7-2	4-0	3-2	0-0
NON-CONFERENCE	8-1	5-1	1-0	2-0

## Score by Periods

Team	1st	2nd	OT	TOT
Virginia	592	674	0	1266
Opponents	505	580	0	1085

## Team Box Score

No.	Player				Total		3-Point		F-Throw		Rebounds											
		GP-GS	MIN	AVG	FG-FGA	FG%	3FG-3FGA	3FG%	FT-FTA	FT%	OFF	DEF	TOT	AVG	PF	DQ	A	TO	BLK	STL	PTS	AVG
4	FRANKLIN, Armaan	18-18	525:18	29.2	78-183	.426	40-98	.408	35-48	.729	11	72	83	4.6	27	0	21	15	9	16	231	12.8
0	CLARK, Kihei	18-18	595:26	33.1	65-150	.433	22-56	.393	56-75	.747	8	41	49	2.7	28	0	105	37	3	24	208	11.6
1	GARDNER, Jayden	18-18	421:45	23.4	72-140	.514	0-0	.000	37-61	.607	28	56	84	4.7	31	0	10	16	8	15	181	10.1
2	BEEKMAN, Reece	17-17	511:58	30.1	54-127	.425	21-45	.467	38-46	.826	10	47	57	3.4	32	0	87	27	8	24	167	9.8
5	VANDER PLAS, Ben	18-4	432:46	24.0	49-117	.419	25-75	.333	22-35	.629	15	66	81	4.5	30	0	27	13	8	11	145	8.1
21	SHEDRICK, Kadin	18-14	346:37	19.3	47-68	.691	1-3	.333	38-46	.826	22	45	67	3.7	43	2	12	15	27	20	133	7.4
11	MCKNEELY, Isaac	18-1	376:19	20.9	36-94	.383	30-72	.417	11-15	.733	4	30	34	1.9	22	0	17	13	2	8	113	6.3
13	DUNN, Ryan	16-0	213:56	13.4	17-35	.486	4-13	.308	7-10	.700	10	36	46	2.9	21	0	5	8	18	4	45	2.8
22	CAFFARO, Francisco	12-0	87:34	7.3	9-12	.750	0-0	.000	6-12	.500	9	13	22	1.8	17	0	1	6	1	0	24	2.0
10	MURRAY, Taine	7-0	59:48	8.5	4-13	.308	1-9	.111	3-4	.750	0	9	9	1.3	5	0	3	1	2	0	12	1.7
24	HOW, Tristan	2-0	07:36	3.8	1-4	.250	0-0	.000	1-4	.250	3	3	6	3.0	2	0	0	0	0	0	3	1.5
12	COLEMAN, Chase	4-0	20:56	5.2	1-5	.200	1-3	.333	1-3	.333	0	0	0	0.0	2	0	4	2	0	0	4	1.0
Team											26	23	49				11					
Total		18	3600		433-948	.457	145-374	.388	255-359	.710	146	441	587	32.6	260	2	292	164	86	122	1266	70.3
Opponents		18	3600		389-955	.407	132-379	.348	175-235	.745	155	419	574	31.9	317	8	201	222	66	85	1085	60.3

## Team Statistics

	UVA	OPP
<b>Scoring</b>	<b>1266</b>	<b>1085</b>
Points per game	70.3	60.3
Scoring margin	+10.1	-
<b>Field goals-att</b>	<b>433-948</b>	<b>389-955</b>
Field goal pct	.457	.407
<b>3 point fg-att</b>	<b>145-374</b>	<b>132-379</b>
3-point FG pct	.388	.348
3-pt FG made per game	8.1	7.3
<b>Free throws-att</b>	<b>255-359</b>	<b>175-235</b>
Free throw pct	.710	.745
F-Throws made per game	14.2	9.7
<b>Rebounds</b>	<b>587</b>	<b>574</b>
Rebounds per game	32.6	31.9
Rebounding margin	+0.7	-
<b>Assists</b>	<b>292</b>	<b>201</b>
Assists per game	16.2	11.2
<b>Turnovers</b>	<b>164</b>	<b>222</b>
Turnovers per game	9.1	12.3
Turnover margin	+3.2	-
Assist/turnover ratio	1.8	0.9
<b>Steals</b>	<b>122</b>	<b>85</b>
Steals per game	6.8	4.7
<b>Blocks</b>	<b>86</b>	<b>66</b>
Blocks per game	4.8	3.7
<b>Winning streak</b>	<b>5</b>	<b>-</b>
Home win streak	4	-
<b>Attendance</b>	<b>141453</b>	<b>52778</b>
Home games-Avg/Game	10-14145	6-8796
Neutral site-Avg/Game	-	2-8193

## Team Results

Date	Opponent		Score	Att.
11/07/2022	N.C. Central	W	73-61	13238
11/11/2022	Monmouth	W	89-42	13487
11/18/2022	vs Baylor	W	86-79	8707
11/20/2022	vs Illinois	W	70-61	7678
11/25/2022	UMES	W	72-45	13882
11/29/2022	at Michigan	W	70-68	12200
12/03/2022	Florida St.	W	62-57	14280
12/06/2022	James Madison	W	55-50	14193
12/17/2022	Houston	L	61-69	14629
12/20/2022	at Miami (FL)	L	64-66	7257
12/28/2022	UAlbany	W	66-46	14269
12/31/2022	at Georgia Tech	W	74-56	5371
01/03/2023	at Pittsburgh	L	65-68	6464
01/07/2023	Syracuse	W	73-66	14217
01/10/2023	North Carolina	W	65-58	14629
01/14/2023	at Florida St.	W	67-58	9043
01/18/2023	Virginia Tech	W	78-68	14629
01/21/2023	at Wake Forest	W	76-67	12443





# 2022-23 Virginia Men's Basketball Combined Team Statistics In Conference games

Page 1/1  
as of Jan 21, 2023

## Game Records

Record	Overall	Home	Away	Neutral
ALL GAMES	7-2	4-0	3-2	0-0
CONFERENCE	7-2	4-0	3-2	0-0
NON-CONFERENCE	0-0	0-0	0-0	0-0

## Score by Periods

Team	1st	2nd	OT	TOT
Virginia	293	331	0	624
Opponents	249	315	0	564

## Team Box Score

No.	Player				Total		3-Point		F-Throw		Rebounds													
		GP-GS	MIN	AVG	FG-FGA	FG%	3FG-3FGA	3FG%	FT-FTA	FT%	OFF	DEF	TOT	AVG	PF	DQ	A	TO	BLK	STL	PTS	AVG		
4	FRANKLIN, Armaan	9-9	269:57	30.0	43-105	.410	22-56	.393	14-23	.609	8	40	48	5.3	11	0	14	6	7	10	122	13.6		
0	CLARK, Kihei	9-9	301:21	33.5	37-84	.440	10-27	.370	32-40	.800	6	21	27	3.0	17	0	50	20	2	13	116	12.9		
2	BEEKMAN, Reece	9-9	293:45	32.6	30-74	.405	12-28	.429	18-22	.818	6	29	35	3.9	19	0	50	12	3	11	90	10.0		
5	VANDER PLAS, Ben	9-3	240:57	26.8	33-77	.429	17-48	.354	5-8	.625	9	39	48	5.3	16	0	13	7	5	8	88	9.8		
1	GARDNER, Jayden	9-9	191:18	21.3	31-64	.484	0-0	.000	7-14	.500	9	18	27	3.0	19	0	4	9	3	8	69	7.7		
11	MCKNEELY, Isaac	9-0	199:28	22.2	21-52	.404	19-42	.452	7-8	.875	3	18	21	2.3	13	0	11	8	1	6	68	7.6		
21	SHEDRICK, Kadin	9-6	131:48	14.6	14-22	.636	0-0	.000	11-13	.846	11	15	26	2.9	20	0	4	7	13	6	39	4.3		
13	DUNN, Ryan	8-0	121:11	15.1	8-18	.444	2-7	.286	5-5	1.000	9	20	29	3.6	13	0	3	5	10	2	23	2.9		
22	CAFFARO, Francisco	6-0	32:04	5.3	2-4	.500	0-0	.000	2-2	1.000	4	6	10	1.7	6	0	0	2	0	0	6	1.0		
10	MURRAY, Taine	2-0	13:03	6.5	1-2	.500	0-1	.000	0-0	.000	0	1	1	0.5	1	0	0	1	0	0	2	1.0		
12	COLEMAN, Chase	1-0	02:34	2.6	0-0	.000	0-0	.000	1-2	.500	0	0	0	0.0	1	0	0	0	0	0	1	1.0		
24	HOW, Tristan	1-0	02:34	2.6	0-3	.000	0-0	.000	0-2	.000	2	1	3	3.0	1	0	0	0	0	0	0	0.0		
Team											11	10	21					3						
Total		9	1800		220-505	.436	82-209	.392	102-139	.734	78	218	296	32.9	137	0	149	80	44	64	624	69.3		
Opponents		9	1800		198-482	.411	69-189	.365	99-126	.786	79	225	304	33.8	139	3	114	110	38	41	564	62.7		

## Team Statistics

	UVA	OPP
<b>Scoring</b>	<b>624</b>	<b>564</b>
Points per game	69.3	62.7
Scoring margin	+6.7	-
<b>Field goals-att</b>	<b>220-505</b>	<b>198-482</b>
Field goal pct	.436	.411
<b>3 point fg-att</b>	<b>82-209</b>	<b>69-189</b>
3-point FG pct	.392	.365
3-pt FG made per game	9.1	7.7
<b>Free throws-att</b>	<b>102-139</b>	<b>99-126</b>
Free throw pct	.734	.786
F-Throws made per game	11.3	11.0
<b>Rebounds</b>	<b>296</b>	<b>304</b>
Rebounds per game	32.9	33.8
Rebounding margin	-0.9	-
<b>Assists</b>	<b>149</b>	<b>114</b>
Assists per game	16.6	12.7
<b>Turnovers</b>	<b>80</b>	<b>110</b>
Turnovers per game	8.9	12.2
Turnover margin	+3.3	-
Assist/turnover ratio	1.9	1.0
<b>Steals</b>	<b>64</b>	<b>41</b>
Steals per game	7.1	4.6
<b>Blocks</b>	<b>44</b>	<b>38</b>
Blocks per game	4.9	4.2
<b>Winning streak</b>	<b>5</b>	<b>-</b>
Home win streak	4	-
<b>Attendance</b>	<b>57755</b>	<b>40578</b>
Home games-Avg/Game	4-14439	5-8116
Neutral site-Avg/Game	-	0-0

## Team Results

Date	Opponent		Score	Att.
12/03/2022	Florida St.	W	62-57	14280
12/20/2022	at Miami (FL)	L	64-66	7257
12/31/2022	at Georgia Tech	W	74-56	5371
01/03/2023	at Pittsburgh	L	65-68	6464
01/07/2023	Syracuse	W	73-66	14217
01/10/2023	North Carolina	W	65-58	14629
01/14/2023	at Florida St.	W	67-58	9043
01/18/2023	Virginia Tech	W	78-68	14629
01/21/2023	at Wake Forest	W	76-67	12443



# 2022-23 Virginia Men's Basketball Team Game-by-Game All games

Page 1/1  
as of Jan 21, 2023

				Total		3-Pointers		Free throws		Rebounds											
Opponent	Date	Score		FG-FGA	PCT	3FG-3FGA	PCT	FT-FTA	PCT	OFF	DEF	TOT	AVG	PF	A	TO	BLK	STL	PTS	AVG	
N.C. Central	11/07/2022	73-61	W	20-47	.426	11-25	.440	22-30	.733	10	27	37	37.0	12	16	8	4	4	73	73.0	
Monmouth	11/11/2022	89-42	W	30-54	.556	13-25	.520	16-25	.640	11	24	35	36.0	20	23	6	8	9	89	81.0	
vs Baylor	11/18/2022	86-79	W	25-45	.556	9-14	.643	27-35	.771	8	19	27	33.0	15	20	14	3	8	86	82.7	
vs Illinois	11/20/2022	70-61	W	20-48	.417	5-17	.294	25-32	.781	9	28	37	34.0	14	10	12	2	8	70	79.5	
UMES	11/25/2022	72-45	W	27-51	.529	5-15	.333	13-18	.722	7	26	33	33.8	11	18	10	5	10	72	78.0	
at Michigan	11/29/2022	70-68	W	27-53	.509	4-8	.500	12-19	.632	6	19	25	32.3	15	12	7	0	7	70	76.7	
Florida St.	12/03/2022	62-57	W	18-51	.353	5-19	.263	21-26	.808	12	26	38	33.1	17	9	12	10	4	62	74.6	
James Madison	12/06/2022	55-50	W	19-45	.422	5-21	.238	12-24	.500	3	30	33	33.1	14	14	9	10	6	55	72.1	
Houston	12/17/2022	61-69	L	20-48	.417	6-22	.273	15-17	.882	6	20	26	32.3	13	15	10	3	2	61	70.9	
at Miami (FL)	12/20/2022	64-66	L	22-60	.367	6-23	.261	14-19	.737	11	26	37	32.8	17	17	10	3	6	64	70.2	
UAlbany	12/28/2022	66-46	W	25-52	.481	5-18	.278	11-20	.550	8	30	38	33.3	9	15	8	7	4	66	69.8	
at Georgia Tech	12/31/2022	74-56	W	27-57	.474	10-22	.455	10-16	.625	11	20	31	33.1	14	21	11	3	14	74	70.2	
at Pittsburgh	01/03/2023	65-68	L	26-55	.473	9-21	.429	4-4	1.000	6	22	28	32.7	18	17	11	1	7	65	69.8	
Syracuse	01/07/2023	73-66	W	23-53	.434	12-26	.462	15-22	.682	7	23	30	32.5	17	22	10	6	11	73	70.0	
North Carolina	01/10/2023	65-58	W	24-52	.462	6-19	.316	11-19	.579	6	26	32	32.5	12	11	8	8	9	65	69.7	
at Florida St.	01/14/2023	67-58	W	27-60	.450	11-22	.500	2-3	.667	8	24	32	32.4	13	14	6	3	4	67	69.5	
Virginia Tech	01/18/2023	78-68	W	29-57	.509	8-23	.348	12-13	.923	7	23	30	32.3	9	19	5	5	7	78	70.0	
at Wake Forest	01/21/2023	76-67	W	24-60	.400	15-34	.441	13-17	.765	10	28	38	32.6	20	19	7	5	2	76	70.3	
Total		1266		433-948	.457	145-374	.388	255-359	.710	146	441	587	32.6	260	292	164	86	122	1266	70.3	
Opponents		1085		389-955	.407	132-379	.348	175-235	.745	155	419	574	31.9	317	201	222	66	85	1085	60.3	

## Virginia Averages

Games Played	Points/game	FG Pct	3FG Pct	FT Pct	Rebounds/game	Assists/game	Turnovers/game	Assist/Turnover ratio	Steals/game	Blocks/game
18	70.3	45.7	38.8	71.0	32.6	16.2	9.1	1.8	6.8	4.8



# 2022-23 Virginia Men's Basketball Opponents Game-by-Game All games

Page 1/1  
as of Jan 21, 2023

				Total		3-Pointers		Free throws		Rebounds											
Opponent	Date	Score		FG-FGA	PCT	3FG-3FGA	PCT	FT-FTA	PCT	OFF	DEF	TOT	AVG	PF	A	TO	BLK	STL	PTS	AVG	
N.C. Central	11/07/2022	73-61	W	22-53	.415	8-19	.421	9-14	.643	8	19	27	27.0	25	8	8	4	6	61	61.0	
Monmouth	11/11/2022	89-42	W	16-41	.390	3-11	.273	7-15	.467	6	15	21	24.0	21	5	21	0	3	42	51.5	
vs Baylor	11/18/2022	86-79	W	28-58	.483	11-26	.423	12-14	.857	12	17	29	25.7	24	15	13	2	7	79	60.7	
vs Illinois	11/20/2022	70-61	W	24-59	.407	9-26	.346	4-9	.444	11	23	34	27.8	22	11	13	4	5	61	60.8	
UMES	11/25/2022	72-45	W	19-55	.345	3-18	.167	4-5	.800	8	21	29	28.0	16	7	15	2	5	45	57.6	
at Michigan	11/29/2022	70-68	W	26-49	.531	8-19	.421	8-10	.800	5	24	29	28.2	16	10	12	9	3	68	59.3	
Florida St.	12/03/2022	62-57	W	21-64	.328	6-18	.333	9-9	1.000	16	24	40	29.9	19	12	13	4	4	57	59.0	
James Madison	12/06/2022	55-50	W	15-55	.273	7-23	.304	13-18	.722	13	28	41	31.3	21	5	12	1	8	50	57.9	
Houston	12/17/2022	61-69	L	25-51	.490	8-21	.381	11-13	.846	7	23	30	31.1	17	17	8	3	4	69	59.1	
at Miami (FL)	12/20/2022	64-66	L	21-53	.396	7-22	.318	17-22	.773	9	28	37	31.7	17	11	11	7	5	66	59.8	
UAlbany	12/28/2022	66-46	W	16-52	.308	6-27	.222	8-11	.727	6	24	30	31.5	16	9	10	3	3	46	58.5	
at Georgia Tech	12/31/2022	74-56	W	20-45	.444	7-16	.438	9-13	.692	8	22	30	31.4	16	11	23	1	6	56	58.3	
at Pittsburgh	01/03/2023	65-68	L	23-54	.426	7-22	.318	15-17	.882	9	23	32	31.5	9	16	8	3	5	68	59.1	
Syracuse	01/07/2023	73-66	W	24-54	.444	8-14	.571	10-15	.667	9	28	37	31.9	20	15	16	7	9	66	59.6	
North Carolina	01/10/2023	65-58	W	21-53	.396	8-24	.333	8-12	.667	8	28	36	32.1	19	9	13	2	5	58	59.5	
at Florida St.	01/14/2023	67-58	W	21-53	.396	5-19	.263	11-14	.786	9	24	33	32.2	8	12	9	6	1	58	59.4	
Virginia Tech	01/18/2023	78-68	W	27-55	.491	12-27	.444	2-2	1.000	5	22	27	31.9	13	19	8	4	3	68	59.9	
at Wake Forest	01/21/2023	76-67	W	20-51	.392	9-27	.333	18-22	.818	6	26	32	31.9	18	9	9	4	3	67	60.3	
Total		1085		389-955	.407	132-379	.348	175-235	.745	155	419	574	31.9	317	201	222	66	85	1085	60.3	
Virginia		1266		433-948	.457	145-374	.388	255-359	.710	146	441	587	32.6	260	292	164	86	122	1266	70.3	

## Opponents Averages

Games Played	Points/game	FG Pct	3FG Pct	FT Pct	Rebounds/game	Assists/game	Turnovers/game	Assist/Turnover ratio	Steals/game	Blocks/game
18	60.3	40.7	34.8	74.5	31.9	11.2	12.3	0.9	4.7	3.7



**2022-23 Virginia Men's Basketball**  
**Points-rebounds-assists**  
**All games**

Page 1/1  
as of Jan 21, 2023

Opponent	Date	Score		0 CLARK,KIHE	1 GARDNER,JA	2 BEEKMAN,RE	4 FRANKLIN,A	5 VANDER PLA	10 MURRAY,TAI	11 MCKNEELY,I	12 COLEMAN,CH	13 DUNN,RYAN	21 SHEDRICK,K	22 CAFFARO,FR
N.C. Central	11/07/2022	73-61	W	9-2-5	3-9-0	10-3-5	21-4-1	7-4-2	0-1-0	3-1-0	DNP	DNP	10-7-2	10-4-1
Monmouth	11/11/2022	89-42	W	8-1-7	9-5-1	7-2-6	8-3-0	10-3-3	7-0-1	15-2-1	0-0-2	13-6-2	9-7-0	DNP
vs Baylor	11/18/2022	86-79	W	7-4-3	7-3-2	10-1-10	26-4-1	14-2-1	DNP	0-0-2	DNP	3-0-0	17-3-1	2-2-0
vs Illinois	11/20/2022	70-61	W	12-3-3	12-5-1	17-4-3	9-5-0	8-10-2	DNP	3-0-0	DNP	0-1-0	7-6-1	2-2-0
UMES	11/25/2022	72-45	W	5-2-8	26-3-0	9-5-2	5-4-3	2-7-2	1-4-1	6-3-0	3-0-1	0-0-0	13-3-1	2-2-0
at Michigan	11/29/2022	70-68	W	16-2-4	12-11-2	18-4-5	2-4-0	10-0-1	DNP	0-0-0	DNP	0-1-0	12-1-0	0-0-0
Florida St.	12/03/2022	62-57	W	18-3-3	10-7-0	7-4-5	9-2-0	7-4-1	DNP	4-5-0	DNP	4-5-0	3-6-0	0-2-0
James Madison	12/06/2022	55-50	W	18-2-7	14-8-0	2-0-1	8-3-2	3-5-1	0-0-1	4-2-1	DNP	4-5-0	2-5-1	DNP
Houston	12/17/2022	61-69	L	9-2-8	13-6-0	4-3-5	10-6-0	0-0-1	DNP	9-2-0	DNP	0-1-0	16-3-1	DNP
at Miami (FL)	12/20/2022	64-66	L	13-4-3	8-2-0	10-9-9	0-2-0	20-4-2	2-1-0	5-5-3	DNP	0-2-0	2-1-0	4-2-0
UAlbany	12/28/2022	66-46	W	8-4-10	16-7-0	DNP	20-2-0	3-2-1	2-3-0	5-3-2	0-0-1	2-3-0	8-6-1	2-2-0
at Georgia Tech	12/31/2022	74-56	W	15-2-8	14-2-1	8-4-4	11-3-4	3-6-0	0-0-0	9-4-2	1-0-0	2-3-1	11-4-1	0-0-0
at Pittsburgh	01/03/2023	65-68	L	17-4-8	4-3-1	12-6-3	14-4-3	2-1-0	DNP	6-0-0	DNP	0-2-0	10-4-2	DNP
Syracuse	01/07/2023	73-66	W	5-2-11	10-3-0	13-1-7	16-6-3	6-4-1	DNP	12-3-0	DNP	DNP	11-7-0	0-2-0
North Carolina	01/10/2023	65-58	W	7-2-2	3-1-0	13-2-5	12-9-2	17-8-1	DNP	11-1-1	DNP	0-2-0	2-2-0	0-3-0
at Florida St.	01/14/2023	67-58	W	9-5-6	3-3-0	8-3-4	20-7-0	15-7-3	DNP	3-0-1	DNP	9-4-0	0-1-0	DNP
Virginia Tech	01/18/2023	78-68	W	20-2-5	12-4-1	11-3-7	15-5-1	10-7-3	DNP	7-1-1	DNP	3-3-1	0-1-0	DNP
at Wake Forest	01/21/2023	76-67	W	12-3-4	5-2-1	8-3-6	25-10-1	8-7-2	DNP	11-2-3	DNP	5-8-1	0-0-1	2-1-0

Opponent	Date	Score		24 HOW,TRISTA
N.C. Central	11/07/2022	73-61	W	DNP
Monmouth	11/11/2022	89-42	W	3-3-0
vs Baylor	11/18/2022	86-79	W	DNP
vs Illinois	11/20/2022	70-61	W	DNP
UMES	11/25/2022	72-45	W	DNP
at Michigan	11/29/2022	70-68	W	DNP
Florida St.	12/03/2022	62-57	W	DNP
James Madison	12/06/2022	55-50	W	DNP
Houston	12/17/2022	61-69	L	DNP
at Miami (FL)	12/20/2022	64-66	L	DNP
UAlbany	12/28/2022	66-46	W	DNP
at Georgia Tech	12/31/2022	74-56	W	0-3-0
at Pittsburgh	01/03/2023	65-68	L	DNP
Syracuse	01/07/2023	73-66	W	DNP
North Carolina	01/10/2023	65-58	W	DNP
at Florida St.	01/14/2023	67-58	W	DNP
Virginia Tech	01/18/2023	78-68	W	DNP
at Wake Forest	01/21/2023	76-67	W	DNP