



VIRGINIATM

VIRGINIA ATHLETICS MEDIA RELATIONS
 295 Massie Road, Room 154
 Charlottesville, VA 22904
Men's Basketball Contact: Erich Bacher
O: (434) 982-5530 **C:** (720) 318-5538
E-mail: bacher@virginia.edu
Web: VirginiaSports.com
Twitter: @UVAmenHoops, @ErichJBacher

24 NCAA TOURNAMENT APPEARANCES · 2019 NCAA CHAMPIONS · 3 NCAA FINAL FOURS · 11 ALL-AMERICANS · 27 ALL-ACC FIRST TEAM SELECTIONS

GAME INFORMATION

Date/Time: Monday, Jan. 30, 2023 / 7 p.m. ET
Site: Syracuse, N.Y./JMA Wireless Dome (35,642)
TV: ESPN
Online: WatchESPN.com
 Dave O'Brien, Cory Alexander, Andraya Carter
Radio: Virginia Sports Radio Network
Online: VirginiaSports.com
 John Freeman & Jimmy Miller
Satellite Radio: SiriusXM (84), SXM App (84)
Live Stats: VirginiaSports.com
Twitter: @UVAmenHoops
Virginia vs. Syracuse: 12-6 (10-2 in ACC)
Charlottesville: 5-2 (5-2 at John Paul Jones Arena)
Syracuse: 5-2 (5-2 at JMA Wireless Dome)
Neutral: 2-2
First: March 22, 1984 (W, 63-55 in Atlanta)
Last: Jan. 7, 2023 (W, 73-66 in Charlottesville)
Winning Streak: Virginia, 4 games

2022-23 SCHEDULE/RESULTS - 16-3, 8-2 ACC

Date	Opponent	TV	Time/Result
Nov. 7	[18] NCCU	RSN	W, 73-61
Nov. 11	[18] Monmouth	RSN	W, 89-42
Nov. 14	[18] Northern Iowa	ACCN	Canceled
Nov. 18	[16] vs. Baylor (5) #	ESPN2	W, 86-79
Nov. 20	[16] vs. Illinois (19) #	ESPN	W, 70-61
Nov. 25	[5] UMES	ACCN	W, 72-45
Nov. 29	[3] at Michigan (RV) %	ESPN	W, 70-68
Dec. 3	[3] Florida State *	ESPN2	W, 62-57
Dec. 6	[3] JMU	ACCN	W, 55-50
Dec. 17	[2] Houston (5)	ESPN2	L, 69-61
Dec. 20	[6] at Miami (22) *	ACCN	L, 66-64
Dec. 28	[13] UAlbany	ACCN	W, 66-46
Dec. 31	[13] at Georgia Tech *	ACCN	W, 74-56
Jan. 3	[11] at Pittsburgh *	ACCN	L, 68-65
Jan. 7	[11] Syracuse *	ACCN	W, 73-66
Jan. 10	[13] North Carolina *	ESPN	W, 65-58
Jan. 14	[13] at Florida State *	ESPN2	W, 67-58
Jan. 18	[10] Virginia Tech *	ESPNU	W, 78-68
Jan. 21	[10] at Wake Forest *	ESPNU	W, 76-67
Jan. 28	[7] Boston College *	RSN	W, 76-57
Jan. 30	at Syracuse *	ESPN	7 p.m.
Feb. 4	at Virginia Tech *	ESPN2	Noon
Feb. 7	NC State *	ACCN	9 p.m.
Feb. 11	Duke *	ESPN/2	4 p.m.
Feb. 15	at Louisville *	ESPN/2/U	7 p.m.
Feb. 18	Notre Dame *	ESPN/2/U	Noon
Feb. 22	at Boston College *	RSN	7 p.m.
Feb. 25	at North Carolina *	ESPN	6/8 p.m.
Feb. 28	Clemson *	ACCN	7 p.m.
Mar. 4	Louisville *	ESPN/2	12/2/4 p.m.
Mar. 7-11	ACC Tournament, Greensboro, N.C.		

Home games in Bold

All times Eastern
 # - Continental Tire Main Event, Las Vegas, Nev.
 % - ACC/B1G Challenge
 * - ACC Game

PRONUNCIATION GUIDE

Kihe Clark Key-HEY
 Francisco Caffaro CAF-uh-row
 Armaan Franklin Ar-MAHN
 Isaac Traudt Trout



[7/6] VIRGINIA CAVALIERS (16-3, 8-2 ACC)

Head Coach: Tony Bennett (Green Bay, 1992)
 UVA: 332-120 (14th season), Career: 401-153 (17th season)

AT



SYRACUSE ORANGE (13-9, 6-5 ACC)

Head Coach: Jim Boeheim (Syracuse, 1966)
 Syracuse: 1,011-435 (47th season), Career: Same

FOR OPENERS

- No. 7 Virginia (16-3) is second in the ACC at 8-2, while Syracuse (13-9) is tied for eighth at 6-5.
- The Cavaliers have a six-game win streak and are 6-2 away from John Paul Jones Arena.
- UVA has a four-game win streak vs. Syracuse and four-game win streak at JMA Wireless Dome.
- Armaan Franklin is averaging 16.8 points during his nine-game double figure streak.
- Freshman Ryan Dunn (Freeport) is a native of New York
- UVA ranks first nationally in assist/turnover ratio (1.78), fourth in turnovers per game (9.2), ninth in scoring defense (60.1 ppg), 22nd in assists per game (16.4), 23rd in 3-point percentage (38.2%), 26th in fouls per game (14.4), 30th in turnover margin (3.3) 33rd in scoring margin (10.5) and 36th in blocks per game (4.7).

HOO ARE THESE CAVALIERS?

- UVA returned all five starters from last season's team, which finished 21-14, 12-8 ACC (sixth) and advanced to the NIT.
- We play defense, take quality shots, pass the basketball, limit turnovers and transition points, rebound and play more defense.
- The Cavaliers return 91.4 percent of its scoring from last season, most among all NCAA Division I teams.
- Kihei Clark (11.3 ppg, 5.8 apg), Reece Beekman (9.9 ppg, 3.2 rpg, 5.2 apg), Jayden Gardner (10.5 ppg, 4.7 rpg), Armaan Franklin (13.1 ppg, 42.9% 3FG) and Ben Vander Plas (7.7 ppg, 4.4 rpg) have started the past four games.
- Isaac McKneely (6.6 ppg, 42.1% 3FG), Ryan Dunn (3.0 ppg, 2.9 rpg, 1.1 bpg), Kadin Shedrick (7.4 ppg, 3.7 rpg, 1.5 bpg), Francisco Caffaro (1.8 ppg, 1.8 rpg) and Taine Murray (1.5 ppg) provide depth off the bench.
- UVA used the starting lineup of Clark, Beekman, Franklin, Gardner and Shedrick in 14 games.
- Isaac Traudt and Leon Bond III are redshirting this season.

LAST TIME OUT

- No. 7 Virginia (16-3, 8-2 ACC) outscored Boston College (10-12, 4-7 ACC) in both halves and cruised to a 76-57 win Saturday afternoon (Jan. 28) at John Paul Jones Arena.
- The Cavaliers notched their sixth consecutive victory, marking the longest active win streak by an ACC team.
- Despite shooting 29 percent from 3-point range, Virginia managed to shoot 51 percent from the field.
- Including Saturday's win, the Cavaliers have now shot over 50 percent in two of its last three games.
- Jayden Gardner and Armaan Franklin led the Cavaliers with 18 points apiece. Isaac McKneely (12 points) and Reece Beekman (11 points, 8 assists) also scored in double figures.

HOOS AMONG ACC LEADERS

- UVA leads the ACC in scoring defense (60.1), scoring margin (10.5), 3-point percentage (38.2%), assists (16.4 apg) and assist/turnover ratio (1.78)
- Reece Beekman ranks first in assist/turnover ratio (3.1), third in assists (5.3 apg) and 11th in steals (1.4 spg).
- Kihei Clark ranks second in the ACC in assists (5.8 apg) and assist/turnover ratio (3.0), and 13th in steals (1.3 spg).
- Kadin Shedrick ranks fifth in blocks (1.5 bpg) and Ryan Dunn ranks 10th (1.1 bpg).
- Armaan Franklin ranks 11th in made 3-pointers per game (2.2).

ALL-TIME VS. SYRACUSE

- UVA is 12-6 all-time against Syracuse, including a 10-2 mark in ACC action, in the series that dates to 1983-84.
- Virginia has a four-game winning streak against the Orange, including a 73-66 win on Jan. 7 at John Paul Jones Arena.
- UVA is 5-2 vs. Syracuse at JMA Wireless Dome, including a four-game win streak.
- UVA has held the Orange to 69 or fewer points in each of the last 14 meetings between the teams.
- Head coach Tony Bennett is 11-3 all-time against Syracuse.

LAST TIME VS. THE ORANGE

- In front of an amped-crowd at John Paul Jones Arena, Tony Bennett became the winningest head coach in University of Virginia men's basketball history.
- Then-No. 11 UVA never trailed Saturday (Jan. 7) in a 73-66 win over ACC rival Syracuse. The Cavaliers shot 12 of 26 from 3-point range against the Orange.
- Armaan Franklin led five Cavaliers in double figures with 16 points. Franklin and Isaac McKneely (12 points) each buried four 3-pointers.
- Reece Beekman added 13 points and seven assists and Kadin Shedrick had 11 points and seven rebounds.
- Jayden Gardner (10 points) grabbed three rebounds to become the lone active player in Division I with 2,000 points and 1,000 rebounds.
- Joe Girard III led Syracuse with 19 points and rookie Judah Mintz added 18.

ABOUT THE 2022-23 SCHEDULE

- Three Virginia opponents are ranked in the Jan. 23 AP Top-25 poll (Houston, Miami and Clemson), while five received votes.
- UVA is 2-2 vs. ranked foes (wins vs. Baylor and Illinois).

VIRGINIA'S STARTING LINEUP VS. BOSTON COLLEGE (1/28/23)

Pos.	No.	Player (Hometown)	Yr.	Ht.	Wt.	PPG	RPG	NOTES
G	0	Kihei Clark (Woodland Hills, Calif.)	Gr.	5-10	167	11.3	5.8(a)	3rd career 20-point effort vs. VT; 5+ assists in 12 games
G	2	Reece Beekman (Milwaukee, Wis.)	Jr.	6-3	190	9.9	5.3(a)	2nd double-double vs. Baylor (10p, 10a); 13p, 5a, 5s vs. UNC
G	4	Armaan Franklin (Indianapolis, Ind.)	Sr.	6-4	200	13.1	4.7	11th 20-pt effort at FSU; 42.9% 3FG; 16.8 ppg last 9 games
F	1	Jayden Gardner (Wake Forest, N.C.)	Gr.	6-6	233	10.5	4.7	2,198 PTS, 1,018 REB; 41 20-point games (8 at UVA)
F	5	Ben Vander Plas (Ripon, Wis.)	Gr.	6-8	236	7.7	4.4	Ohio transfer has 1,719 career points, 842 rebounds & 234 3's
OFF THE BENCH								
G	11	Isaac McKneely (Poca, W.Va.)	Fr.	6-4	179	6.3	1.9	11+ PTS in 5 games; 42.1% 3FG; 2+ 3-pointers in 9 games
G	13	Ryan Dunn (Freeport, N.Y.)	Fr.	6-8	208	3.0	2.9	6p, 4r, 1b, 2s at FSU; 3 blocks in 4 gms; 8 rebounds at WF
F	21	Kadin Shedrick (Holly Springs, N.C.)	R-Jr.	6-11	231	7.1	3.6	68.6% FG & 82.6% FT; 2+ BLK in 27 career games
C	22	Francisco Caffaro (Sante Fe, Argentina)	R-Sr.	7-1	254	1.8	1.8	10 PTS & 4 REB vs. NCCU; 2 PTS & 1 REB at WF
G	10	Taine Murray (Auckland, N.Z.)	So.	6-5	205	1.5	1.1	7 PTS vs. Monmouth; 2 PTS in 9 minutes at Miami

VIRGINIA HEAD COACH TONY BENNETT

- Dean and Markel Families Head Men's Basketball Coach Tony Bennett has a 332-120 (.735) mark in 14 seasons at UVA and 401-153 (.724) career mark in 17 seasons as a head coach.
- Bennett passed Terry Holland (326-173, 16 seasons) as the all-time winningest coach at UVA with the win over Syracuse (1/7/23).
- Bennett recorded his 400th career win at Wake Forest (1/21/23).
- Bennett has guided the Cavaliers to five ACC regular-season titles (2014, 2015, 2018, 2019 and 2021), two ACC Tournament titles (2014 and 2018) and one NCAA national championship (2019).
- The three-time National (2007, 2015 and 2018) and four-time ACC Coach of the Year (2014, 2015, 2018 and 2019) guided UVA to its 10th consecutive postseason berth in 2021-22.
- In 2018-19, Bennett led the Cavaliers to their first NCAA national championship, a share of their ninth ACC regular-season title and a school-record 35 wins.
- Bennett is the third coach in ACC men's basketball history to lead his program to 11-straight winning conference seasons, joining North Carolina's Dean Smith (33) and Duke's Mike Krzyzewski (13).
- He has led UVA to outright ACC regular-season and tournament championships in the same season two times (2014 and 2018).
- Bennett is the fifth coach in ACC history to win at least three outright ACC regular-season titles (Frank McGuire, Dean Smith, Mike Krzyzewski and Roy Williams).
- UVA is 169-72 (.701) in ACC play (95-25 at home & 74-47 away), 188-38 (.832) at home and 162-47 (.775) in non-conference action (91-10 at JPI) under Bennett.
- Bennett ranks fourth all-time in winning percentage (.701) among ACC head coaches with 100 or more ACC wins.

PLAYER NOTES

- Shooting guard Armaan Franklin (26, 25, 21, 20, 20) leads Virginia with five 20-point games, while Jayden Gardner (26), Kihei Clark (20) and Ben Vander Plas (20) have also registered 20-point efforts.
- Franklin has led UVA in scoring in eight contests this season and reach 1,000 career points vs. Boston College.
- Franklin registered his first career double-double with 25 points and career-best 10 rebounds at Wake Forest.
- Franklin is averaging 7.6 rebounds over the last five games.
- Vander Plas is averaging 10.4 points and 6.4 rebounds the past five games and is 10 of 25 from 3-point range during that span.
- Gardner (12 points, 11 rebounds) registered his 37th career double-double vs. Michigan and snared his 1,000th career rebound vs. Syracuse.
- Gardner's 18 points against Boston College were his most since scoring 26 vs. Maryland Eastern Shore on Nov. 25, 2022.
- Isaac McKneely matched a career high with four 3-pointers vs. Syracuse and has made at least one 3-pointer in 15 games.
- McKneely has a scored 11 or more points in four of the past six games and is shooting 54.3 percent (19 of 35) from 3-point range during his eight-game 3-pointer streak.
- Reece Beekman registered his fifth career game with five or more steals vs. North Carolina (1/10).
- Beekman is shooting career bests from 3-point range (44.7%) and charity stripe (83.7%).
- Ryan Dunn has registered four games with three blocks.

OFFENSIVE MINDED HOOS

- UVA is averaging 70.6 points per game, most since averaging 71.4 points in 2018-19.
- UVA scored 70 or more points in its first six games (11 overall) for the first time since 2003-04 (8 games).
- UVA scored at least 70 points in six straight games for the first time since December of 2014.
- UVA is shooting 46 percent from the field, including 38.2 percent from 3-point range and 71.8 percent free throws.
- UVA's 38.2 percent 3-point percentage is its best since shooting 39.5 percent in 2018-19.
- UVA shot 44.9 percent from the field, including 32.3 percent from 3-point range, last season.

VIRGINIA RANKED NO. 7 IN LATEST AP POLL

- UVA is ranked No. 7 in the latest AP national poll and has been ranked in the top-20 in all 12 polls.
- UVA's No. 2 ranking on Dec. 12 as UVA's highest since spending the last four weeks at No. 2 in 2018-19.
- UVA returned to the top-5 for the first time on Nov. 21 since a No. 4-preseason ranking in 2020-21.
- The Cavaliers were ranked No. 18 in the AP Preseason poll.
- UVA was ranked in the preseason AP top-25 for the fifth straight year and ninth in the last 10 seasons.

NATIONAL DEFENSIVE POINTS PER GAME

RANKINGS UNDER TONY BENNETT

Year	School	Pts/Gm	Rank
2006-07	Washington State	59.5	17th
2007-08	Washington State	56.4	3rd
2008-09	Washington State	55.4	1st
2009-10	Virginia	63.6	54th
2010-11	Virginia	62.4	36th
2011-12	Virginia	54.2	2nd
2012-13	Virginia	55.6	5th
2013-14	Virginia	55.7	1st
2014-15	Virginia	51.5	1st
2015-16	Virginia	60.1	2nd
2016-17	Virginia	56.4	1st
2017-18	Virginia	54.0	1st
2018-19	Virginia	56.1	1st
2019-20	Virginia	52.4	1st
2020-21	Virginia	60.5	6th
2021-22	Virginia	60.1	6th
2022-23	Virginia	60.1	9th

THERE'S NO PLACE LIKE HOME

- Virginia is 226-54 (.808), including a 10-1 mark in 2022-23, in 17 seasons at John Paul Jones Arena.
- UVA was 10-1 at JPI in 2020-21 and is 188-38 (.832), including a 153-23 (.870) mark the past 11 seasons.
- UVA is an ACC-leading 83-13 (.865) in league home games over the past 11 seasons. Duke is second at 81-14 (.853).
- UVA has won 10+ home games for 13 straight seasons.

GRUMPY OLD MEN

- UVA's roster includes sixth-year Ben Vander Plas, fifth-years Francisco Caffaro, Kihei Clark and Jayden Gardner, fourth-years Chase Coleman, Armaan Franklin and Kadin Shedrick, and third-year Reece Beekman.
- The average age of the Cavaliers is 20.8 years old.
- Gardner ranks first among active Division I players in career free throw attempts (763), third in free throws made (564), fifth in field goals made (811), seventh in points (2,198), ninth in double-doubles (37), 11th in rebounds (1,018) and 12th in field goals attempted (1,611).
- Clark ranks sixth among active DI players in assists (650), 16th in assist/turnover ratio (2.09) and 20th in games (146).
- Gardner (2,198 points), Vander Plas (1,719 points) and Clark (1,297 points) have played in a combined 423 career games.

THE DEFENSE NEVER RESTS

- UVA ranks ninth nationally in scoring defense at 60.1 ppg.
- The Cavaliers ranked eighth nationally in scoring defense in 2021-22 at 60.1 ppg.
- UVA has limited its opponents to 40.7 percent field goal shooting, including 34.6 percent from 3-point range.
- The Cavaliers have forced 13 shot clock violations and have averaged 28 shot clock violations since 2019.
- UVA has outrebounded nine foes (NCCU, Monmouth, Illinois, UMES, UAlbany, Georgia Tech & Virginia Tech, Wake Forest, Boston College).
- In 2021-22, the Cavaliers limited their opponents to 40.3 percent shooting and 33.6 percent from 3-point range.
- Bennett-coached teams have led the nation in scoring defense seven times and finished in the top-five nationally 11 times.

CLARK CAREER NOTES

- Kihei Clark became UVA's all-time leader in minutes (4,868) and games (147) this season, and needs seven starts and 34 assists to become the all-time leader at UVA in those categories.
- Clark (113 wins) passed Mamadi Diakite (110 from 2017-20) for first on UVA's career wins list.
- Clark (67 ACC wins) passed Diakite (64 from 2017-20) for first on UVA's ACC career wins (reg. season and ACC Tournament) list.
- Clark needs four ACC wins to pass Duke's Shane Battier (70 from 2017-20) for first on the career ACC wins (regular season and ACC Tournament) list.
- Clark (4,868 minutes) needs 20 minutes to pass Duke's Kyle Singler (4,887 from 2008-11) for first on the ACC's career minutes played list.
- Clark ranks 28th on UVA's all-time scoring list 1,297 points.
- Clark needs 25 points to pass Norman Nolan (1,321 from 1995-98) for 27th on the list.
- Clark (650 assists) needs 34 assists to pass John Crotty (683 from 1988-91) for first on UVA's all-time assists list.

WATCH ME NOW

- Kihei Clark was named to Bob Cousy Award Top-20 Watch List for the fourth straight season.
- Jayden Gardner was named to Karl Malone Award Top-20 Watch List for the second straight season.
- Gardner was a Wooden Preseason Top-50 Watch List honoree.



TONY BENNETT

EDUCATION

College: Green Bay, 1992

COACHING EXPERIENCE

1999-00	Wisconsin (staff volunteer)
2000-01	Wisconsin (assistant coach)
2003-04	Washington State (assistant coach)
2004-06	Washington State (associate head coach)
2006-09	Washington State (head coach)
2009-	Virginia (head coach)

THE BENNETT RECORD

Year	School	Record (Conf)	Postseason
2006-07	Washington St.	26-8 (13-5)	NCAA 2nd Round
2007-08	Washington St.	26-9 (11-7)	NCAA Sweet 16
2008-09	Washington St.	17-16 (8-10)	NIT 1st Round
2009-10	Virginia	15-16 (5-11)	
2010-11	Virginia	16-15 (7-9)	
2011-12	Virginia	22-10 (9-7)	NCAA 2nd Round
2012-13	Virginia	23-12 (11-7)	NIT Quarterfinals
2013-14	Virginia	30-7 (16-2)	NCAA Sweet 16
2014-15	Virginia	30-4 (16-2)	NCAA Third Round
2015-16	Virginia	29-8 (13-5)	NCAA Elite Eight
2016-17	Virginia	23-11 (11-7)	NCAA 2nd Round
2017-18	Virginia	31-3 (17-1)	NCAA 1st Round
2018-19	Virginia	35-3 (16-2)	NCAA Champions
2019-20	Virginia	23-7 (15-5)	N/A
2020-21	Virginia	18-7 (13-4)	NCAA First Round
2021-22	Virginia	21-14 (12-8)	NIT Quarterfinals
2022-23	Virginia	16-3 (7-2)	
Total	17 seasons	401-153	
Virginia	14 seasons	332-120	

BENNETT VS. 2022-23 OPPONENTS

Opponent	Career	Virginia
UAlbany	1-0	1-0
Baylor	2-1	1-0
Boston College	13-5	13-5
UCLA	1-6	0-0
Clemson	14-4	14-4
Duke	5-13	5-13
Florida State	11-11	11-11
Georgia Tech	17-2	17-2
Houston	0-2	0-2
Illinois	1-0	1-0
JMU	4-1	4-1
Louisville	15-2	15-2
Maryland Eastern Shore	2-0	2-0
Miami	12-6	12-6
Michigan	2-0	2-0
Monmouth	2-0	2-0
North Carolina	13-10	13-9
NCCU	1-0	1-0
NC State	14-4	14-4
Northern Iowa	1-0	1-0
Notre Dame	12-2	11-2
Pitt	12-3	12-2
Syracuse	11-3	11-3
Virginia Tech	18-8	18-8
Wake Forest	11-5	11-5

VIRGINIA IN THE POLLS

Date	AP	Coaches	Date	AP	Coaches
Preseason	18	18	Jan. 23	7	6
Nov. 14	16	14			
Nov. 21	5	6			
Nov. 28	3	3			
Dec. 5	3	3			
Dec. 12	2	2			
Dec. 19	6	6			
Dec. 26	13	12			
Jan. 2	11	11			
Jan. 9	13	12			
Jan. 16	10	10			

BENNETT/VANDER PLAS CONNECTION

- Ohio transfer Bennett (Ben) Vander Plas was named after Tony Bennett's father, Dick Bennett.
- Vander Plas' father Dean Vander Plas was a collegiate teammate of Tony Bennett for three seasons under Dick Bennett at UW-Green Bay from 1989-91.
- Vander Plas registered 17 points in Ohio's 62-58 win over Virginia in the first round of the 2021 NCAA Tournament.

SUPER 70s AND AWESOME 80s

- Virginia is 11-0 when scoring 70 or more points in 2022-23 and 155-11 all-time under Tony Bennett.
- Virginia is 46-1 all-time under when scoring 80 or more points under Bennett with their lone loss a 93-81 setback at North Carolina in 2012-13.
- Bennett was 4-0 when scoring 80+ at Washington State.
- UVA scored 100 points against Marshall (2018-19) for the first time under Tony Bennett and added 97 points against Coppin State (2018-19).
- UVA is 4-0 all-time when scoring 90 or more under Bennett.

MEET THE ROOKIES

- The Cavaliers welcome freshmen Isaac McKneely (Mr. Basketball West Virginia), Isaac Traudt (Mr. Basketball Nebraska), Ryan Dunn (brother of MLB pitcher Justin Dunn) and Leon Bond III to this year's team.

LAND OF CHEESE

- In addition to head coach Tony Bennett (Green Bay) and Director of Scouting Brad Soderberg (Stevens Point), UVA's roster includes Wisconsin natives Reece Beekman (Milwaukee), Leon Bond III (Wauwatosa) and Ben Vander Plas (Ripon).

CAVALIERS ADD GEORGETOWN TRANSFER DANTE HARRIS

- UVA added Georgetown transfer Dante Harris on Jan. 4, 2023.
- The 6-0, 170-pound guard averaged 10 points, 3.5 rebounds and 3.6 assists in 55 career games for the Hoyas from 2020-22. He shot 36.5 percent from the field and 79.8 percent from the free throw line. Harris scored in double figures 20 times, including a pair of 20-point games.
- Harris averaged 11.9 points and 3.6 rebounds along with team-high in assists (118) as a sophomore in 2021-22.
- He was named the Most Outstanding Player of the 2021 Big East Tournament as a freshman.
- Harris will practice with the Cavaliers and have three years of eligibility beginning with the 2023-24 season.

CAVALIERS INK BUCHANAN AND GERTRUDE TO NLI's

- UVA signed Blake Buchanan (Coeur d'Alene, Idaho/Lake City), and Elijah Gertrude (Jersey City, N.J./Hudson Catholic Regional) to National Letters of Intent on Nov. 9.
- Buchanan is a 6-10, 215-pound skilled forward who averaged 13 points and eight rebounds during his junior season at Lake City High School.
- Buchanan is ranked No. 74 in the On3 rankings.
- Gertrude is a 6-4, 180-pound athletic guard, who averaged 14.3 points as a junior for Hudson Catholic Regional H.S.
- Gertrude is ranked No. 70 in the On3 rankings.

HOLDING FOES UNDER 50

- UVA is 109-2, including a 3-0 mark in 2022-23, when limiting foes to fewer than 50 points during the Tony Bennett era.
- Bennett-coached teams are 134-3 when holding opponents to fewer than 50 points (25-1 in 3 years at Washington State).
- UVA is 27-0 when holding foes to fewer than 40 under Bennett.

UVA VS. RANKED OPPONENTS

- UVA is 50-44 against ranked foes in the Tony Bennett era.
- UVA is 2-2 vs. ranked opponents in 2022-23.
- UVA's 11 ranked wins in 2018-19 marked a school record.
- UVA is 163-337 vs. ranked opponents since 1953-54.
- UVA is 1-31 all-time vs. No. 1-ranked opponents (86-73 win vs. No. 1 North Carolina on Jan. 30, 1986).

REECE IN RARE COMPANY

- Last season, Reece Beekman became the first ACC player since Grant Hill (1993-94) to register at least 175 assists, 50 steals and 25 blocks in a season.
- Beekman joined Ty Lawson (2008-09), Chris Corchiani (1988-89) and Sidney Lowe (1980-81 & 1982-83), and Muggsy Bogues (1984-85) to lead the ACC in assists, steals and assist/turnover ratio.

GARDNER EARNS PRESEASON ALL-ACC HONORS

- Jayden Gardner was named to the preseason All-ACC second team for the second consecutive season.
- Gardner landed on the All-ACC third team in 2021-22 after ranking seventh in the ACC in field goal percentage (50.1%) and free throw percentage (79.3%), 12th in scoring (15.3 ppg) and 17th in rebounding (6.4 rpg).

VIRGINIA PICKED THIRD IN THE ACC

- UVA was selected third in the 2022-23 ACC Preseason Poll.
- North Carolina is the preseason favorite, followed by Duke, Virginia, Miami and Florida State in the top five.
- Voters selected Notre Dame sixth, followed by Virginia Tech, Syracuse, Wake Forest and NC State. Clemson was picked 11th followed by Louisville, BC, Pitt and Georgia Tech.
- UVA has finished at or higher than their predicted finish in 12 of the last 14 seasons.

2021-22 SEASON HIGHLIGHTS

- Virginia finished the 2021-22 season with a 21-14 record and finished sixth in the ACC at 12-8.
- The Cavaliers earned their 14th NIT berth and 10th consecutive postseason berth.
- UVA won 21 or more games for the 10th time under head coach Tony Bennett.
- UVA won 12 or more ACC games for the fourth straight year.
- UVA advanced to the ACC Tournament quarterfinals.
- UVA finished with .500 or better road record (7-6) for the sixth straight year.
- UVA captured the Roman Legends Classic in Newark, N.J., defeating Georgia (65-55) and Providence (58-40).
- UVA posted three quad one wins (Providence, Duke & Miami).
- UVA added four quad two wins (@Syracuse, @Clemson, Virginia Tech and Miami).

CAVALIERS IN THE NBA

- Malcolm Brogdon (Indiana), Mamadi Diakite (Cleveland), Joe Harris (Brooklyn), Anthony Gill (Washington), Sam Hauser (Boston), De'Andre Hunter (Atlanta), Ty Jerome (Golden State), Braxton Key (Detroit) and Trey Murphy III (New Orleans) are former Cavaliers who are currently playing in the NBA.
- Diakite, Jerome and Key are on two-way contracts.
- Indiana head coach Rick Carlisle is a Virginia alum who led Dallas to an NBA title.

ON THE HORIZON

- No. 7 Virginia plays at in-state rival Virginia Tech in a Smith-field Commonwealth Clash Saturday, Feb. 4. Tipoff at Cassell Coliseum is set for Noon on ESPN2.

UVA RECORDS WATCH

No.	Name	Career Wins at UVA
1.	Tony Bennett (2009-)	332

No.	Name	Player Wins at UVA
1.	Kihei Clark (2019-)	113

No.	Name	Player ACC Wins at UVA
1.	Kihei Clark (2019-)	67

No.	Name	Career Minutes
1.	Kihei Clark (2019-)	4,868

No.	Name	Career Games
1.	Kihei Clark (2019-)	147

No.	Name	Career Assists
1.	John Crotty (1988-91)	683
2.	Kihei Clark (2019-)	650

No.	Name	Career Starts
1.	London Perrantes (2014-17)	132
2.	Joe Harris (2013-14)	128
	Ralph Sampson (1980-83)	128
	Bryant Stith (1989-92)	128
5.	Kihei Clark (2019-)	127
	Ted Jeffries (1990-93)	127

No.	Name	Career Points
26.	Kyle Guy (2017-19)	1,323
27.	Norman Nolan (1995-98)	1,321
28.	Kihei Clark (2019-)	1,297

UVA'S RECORD UNDER TONY BENNETT WHEN..

	All	2022-23
Leading at the half	260-32	11-1
Trailing at the half	62-82	5-2
Tied at the half	10-5	0-0
Playing Overtime	11-10	0-0
Shooting 50% or better	128-11	6-0
Shooting between 40-49.9%	161-45	9-2
Shooting less than 40%	43-64	1-1
Opponents shoot 50% or better	25-32	1-0
Opponents shoot less than 50%	307-88	15-3
UVA outrebounds its opponent	232-37	9-0
Opponent outrebounds UVA	91-79	7-2
Teams are tied in rebounds	9-4	0-1
UVA has 10 or more steals	28-5	3-0
UVA shoots 70% FT or better	206-66	8-3
UVA shoots less than 70% FT	126-55	8-0
Scoring less than 50 points	10-19	0-0
Scoring 50-59 points	47-47	1-0
Scoring 60-69 points	120-42	4-3
Scoring 70-79 points	113-10	9-0
Scoring 80-89 points	38-1	2-0
Scoring more than 90 points	4-0	0-0
Allowing fewer than 50 points	109-2	3-0
Allowing fewer than 40 points	27-0	0-0
Playing in John Paul Jones Arena	188-38	10-1
Playing on the road	89-59	4-2
Playing on a neutral court	55-23	2-0
Game decided by 1-4 points	49-49	1-2
Game decided by 5-10 points	84-31	9-1
Game decided by 11+ points	199-40	6-0
Playing at night	227-83	10-2
Playing in the afternoon	105-37	6-1
Playing on Monday	32-15	1-0
Playing on Tuesday	54-14	3-2
Playing on Wednesday	56-16	2-0
Playing on Thursday	21-10	0-0
Playing on Friday	36-11	3-0
Playing on Saturday	95-44	6-1
Playing on Sunday	37-10	1-0
Playing in November	78-15	6-0
Playing in December	58-17	4-2
Playing in January	82-29	6-1
Playing in February	64-34	0-0
Playing in March	48-25	0-0
Playing in April	2-0	0-0

CAVALIERS IN THE PROS

- Justin Anderson** (2013-15), Fort Wayne (G League)
- Darion Atkins** (2012-15), Trento (Italian Serie A)
- Malcolm Brogdon** (2012-16), Boston (NBA)
- Mamadi Diakite** (2016-20), Cleveland (NBA/G League)
- Anthony Gill** (2014-16), Washington (NBA)
- Kyle Guy** (2017-19), Joventut (Liga ACB)
- Devon Hall** (2015-18), Milano (Italian Serie A)
- Joe Harris** (2011-14), Brooklyn (NBA)
- Sam Hauser** (2021), Boston (NBA)
- De'Andre Hunter** (2017-19), Atlanta (NBA)
- Ty Jerome** (2017-19), Golden State (NBA)
- Braxton Key** (2019-20), Motor City (G League), Detroit (NBA)
- Sylvan Landesberg** (2009-10), Shandong-Heroes (CBA)
- Jerome Meyinsse** (2007-10), Ironi Hai (Israel Winner)
- Laurynas Mikalauskas** (2006-08), Telsiai (Lithuanian NKL)
- Akil Mitchell** (2011-14), AEK Athens (Greek GBL)
- Trey Murphy III** (2021), New Orleans (NBA)
- London Perrantes** (2014-17), Hapoel Galil Gilboa (Israeli Winner)
- Jack Salt** (2016-19), Taylor (New Zealand NBL)
- Mike Scott** (2008-12), Sluc Nancy Basket Pro (French ProA)
- Kody Stattmann** (2019-22), Brisbane (Australian NBL)
- Mike Tobey** (2013-16), Barcelona (Liga ACB)
- Tomas Woldetensae** (2020-21), Varese (Italian Serie A2)

GAME 1 - NO. 18 VIRGINIA 73, NCCU 61



Official Basketball Box Score - Final
N.C. Central at Virginia
 11/07/22 John Paul Jones Arena, Charlottesville
 2022-23 Men's Basketball

Game Time: 9:00 PM
 Game Duration: 1:58
 Attendance: 13,328

Officials: Roger Ayers, Anthony Franklin, Scott Arbogast

N.C. Central - 61

Record: 0-1

NO. Name	Min	FG M-A	3P M-A	FT M-A	Rebounds OR DR TOT	Fouls PF FD	TP	AS	TO	ST	Blocks BS BA	+/-
2 Kris Monroe	F 23:52	0-7	0-4	0-0	2 2 4	0	0	2	0	0	0	-10
35 Brendan Medley-Bacon	C 25:48	2-5	0-0	2-3	1 5 6	3 2	6	1	0	0	1	0
5 Justin Wright	G 32:16	7-13	3-3	3-4	2 1 3	2 3	20	1	2	2	0	-5
11 Marque Maulsby	G 13:49	1-3	1-2	0-0	0 2 2	4 0	3	1	1	0	0	-2
21 Eric Boone	G 36:47	7-9	1-1	3-5	1 3 4	2 6	18	3	3	3	0	-7
52 Devin Butts	G 19:37	2-6	2-5	0-0	0 1 1	4 0	6	0	0	0	0	-9
44 Dan Oladapo	20:01	0-3	0-0	1-2	1 2 3	2 1	1	0	0	0	0	-7
0 Fred Cleveland Jr.	03:13	0-1	0-1	0-0	0 0 0	0 0	0	1	0	0	0	-5
10 Devin Gordon	18:25	2-5	1-3	0-0	1 0 1	2 0	5	0	0	1	3	-4
23 Cameron Butler	04:23	1-1	0-0	0-0	1 0 1	2 0	2	1	0	0	0	-1
1 Ja'Darius Harris	01:49	0-0	0-0	0-0	0 0 0	0 0	0	0	0	0	0	-4
Team					1 3 4	0	0	0	0	0	0	
Totals		22-53	8-19	9-14	8 19 27	25 12	61	8	8	6	4	4

Shooting By Period

1st FG% 10:29 34.5%
 3PT% 4-13 30.8%
 FT% 6-10 60%

2nd FG% 12:24 50.0%
 3PT% 4-6 66.7%
 FT% 3-4 75%

GM FG% 22-53 41.5%
 3PT% 8-19 42.1%
 FT% 9-14 64.3%

Dead Ball Rebounds: 1-0

Technical Fouls: NONE

Virginia - 73

Record: 1-0

NO. Name	Min	FG M-A	3P M-A	FT M-A	Rebounds OR DR TOT	Fouls PF FD	TP	AS	TO	ST	Blocks BS BA	+/-
1 Jayden Gardner	F 19:41	0-4	0-0	3-5	4 5 9	0 4	3	0	0	0	1	-1
21 Kadin Shedrick	F 27:15	3-6	0-1	4-4	2 5 7	3 4	10	2	2	2	1	8
0 Kihel Clark	G 34:08	3-9	2-6	1-4	0 2 2	1 4	9	5	2	0	0	11
2 Reece Beekman	G 26:05	3-7	2-3	2-2	0 3 3	3 2	10	5	4	1	0	9
4 Armaan Franklin	G 34:52	5-9	4-7	7-8	1 3 4	1 7	21	1	0	0	0	10
11 Isaac McKneely	22:42	1-4	1-4	0-0	0 1 1	1 0	3	0	1	0	0	-1
5 Ben Vander Plas	22:52	2-5	2-4	1-2	0 4 4	1 1	7	2	0	1	1	4
22 Francisco Caffaro	10:12	3-3	0-0	4-5	1 3 4	2 3	10	1	0	0	0	7
10 Taine Murray	02:13	0-0	0-0	0-0	0 1 1	0 0	0	0	0	0	0	2
Team					2 0 2	0	0	1	0	0	0	
Totals		20-47	11-25	22-30	10 27 37	12 25	73	16	8	4	4	12

Shooting By Period

1st FG% 9:22 40.9%
 3PT% 6-12 50.0%
 FT% 14-16 87.5%

2nd FG% 11:25 44.0%
 3PT% 5-13 38.5%
 FT% 8-14 57.1%

GM FG% 20-47 42.6%
 3PT% 11-25 44.0%
 FT% 22-30 73.3%

Dead Ball Rebounds: 6-0

Technical Fouls: NONE

	NCC	UVA
Biggest lead	2 (1 st 19:04)	16 (1 st 7:08)
Best Scoring Run	12 (2 nd 14:21)	10 (2 nd 10:10)
Lead Changes	3	0
Times Tied	0	0
Time with Lead	01:56	37:08

Points from	NCC	UVA
Turnovers	10	6
Paint	20	18
Second Chance	6	10
Fast Breaks	9	10
Bench	14	20

Period by Period Scoring	1st	2nd	TOT
NCC	30	31	61
UVA	38	35	73

GAME 2 - NO. 18 VIRGINIA 89, MONMOUTH 42



Official Basketball Box Score - Final
Monmouth at Virginia
 11/11/22 John Paul Jones Arena, Charlottesville
 #18 Virginia vs Monmouth Men's Basketball

Game Time: 9:00 PM
 Game Duration: 1:54
 Attendance: 13,487

Officials: Ted Valentine, Jeffrey Clark, Justin Porterfield

Monmouth - 42

Record: 0-2

NO. Name	Min	FG M-A	3P M-A	FT M-A	Rebounds OR DR TOT	Fouls PF FD	TP	AS	TO	ST	Blocks BS BA	+/-
5 Myles Foster	F 17:33	5-7	0-0	0-1	2 2 4	4 3	10	0	3	0	0	-12
35 Klemen Vuga	F 25:51	1-3	0-0	0-0	0 3 3	0 1	2	0	3	1	0	-30
13 Jack Collins	G 18:00	2-5	1-4	0-0	1 0 1	3 1	5	1	2	0	0	-20
20 Tahrion Allen	G 26:25	2-7	0-1	1-5	1 3 4	2 4	5	1	2	0	0	-25
24 Myles Ruth	G 21:02	2-6	0-0	4-4	0 1 1	2 3	8	0	1	1	0	-2
14 Jack Holmstrom	24:26	1-4	1-2	0-0	1 1 2	1 1	3	0	0	0	0	-32
33 Amaan Sandhu	21:18	0-1	0-1	1-2	0 0 0	3 1	2	1	1	3	0	-0
3 Jakari Spence	18:58	0-1	0-1	1-2	1 1 2	4 2	1	2	0	0	0	-26
4 Andrew Ball	13:05	1-3	1-2	0-0	0 2 2	0 1	3	0	2	0	0	-24
1 Jayden Doyle	13:22	2-4	0-0	0-1	0 1 1	2 1	4	0	2	1	0	-8
Team					0 1 1	0	0	3	0	0	0	
Totals		16-41	3-11	7-15	6 15 21	21 20	42	5	21	3	0	-47

Shooting By Period

1st FG% 8-20 40.0%
 3PT% 1-3 33.3%
 FT% 4-6 66.7%

2nd FG% 8-21 38.1%
 3PT% 2-8 25.0%
 FT% 3-9 33.3%

GM FG% 16-41 39.0%
 3PT% 3-11 27.3%
 FT% 7-15 46.7%

Dead Ball Rebounds: 3-0

Technical Fouls: NONE

Virginia - 89

Record: 2-0

NO. Name	Min	FG M-A	3P M-A	FT M-A	Rebounds OR DR TOT	Fouls PF FD	TP	AS	TO	ST	Blocks BS BA	+/-
1 Jayden Gardner	F 15:46	3-7	0-0	3-4	3 2 5	4 2	9	1	0	0	0	7
21 Kadin Shedrick	F 20:54	2-4	0-0	5-6	2 5 7	2 6	9	0	1	3	1	0
0 Kihel Clark	G 20:26	3-4	2-3	0-0	1 0 1	1 2	8	7	0	2	0	32
2 Reece Beekman	G 21:27	2-7	1-4	2-2	1 1 2	2 1	7	6	1	2	2	0
4 Armaan Franklin	G 18:22	3-6	2-4	0-0	0 3 3	3 1	8	0	2	0	0	18
11 Isaac McKneely	27:36	5-8	4-6	1-3	0 2 2	0 1	15	1	0	0	0	35
5 Ben Vander Plas	19:11	3-4	2-3	2-3	0 3 3	1 3	10	3	0	0	1	36
13 Ryan Dunn	26:42	5-6	1-1	2-4	1 5 6	3 3	13	2	0	2	3	0
10 Taine Murray	16:04	3-6	1-3	0-0	0 0 0	2 0	7	1	0	0	0	15
12 Chase Coleman	08:30	0-1	0-1	0-0	0 0 0	1 1	0	2	1	0	0	8
24 Tristan How	05:02	1-1	0-0	1-2	1 2 3	1 1	3	0	0	0	0	3
Team					2 1 3	0	0	1	0	0	0	
Totals		30-54	13-25	16-25	11 24 35	20 21	89	23	6	9	8	47

Shooting By Period

1st FG% 12-26 46.2%
 3PT% 7-15 46.7%
 FT% 11-14 78.6%

2nd FG% 18-28 64.3%
 3PT% 6-10 60.0%
 FT% 5-11 45.5%

GM FG% 30-54 55.6%
 3PT% 13-25 52.0%
 FT% 16-25 64.0%

Dead Ball Rebounds: 7-0

Technical Fouls: NONE

	MON	UVA
Biggest lead	4 (1 st 18:47)	47 (2 nd 1:02)
Best Scoring Run	4 (1 st 18:47)	17 (2 nd 11:43)
Lead Changes	2	1
Times Tied	1	0
Time with Lead	06:13	32:33

Points from	MON	UVA
Turnovers	2	35
Paint	24	32
Second Chance	2	15
Fast Breaks	2	12
Bench	12	48

Technical Fouls: NONE

GAME 3 - NO. 16 VIRGINIA 86, NO. 5 BAYLOR 79



Official Basketball Box Score - Final
Virginia at Baylor
 11/19/22 T-Mobile Arena, Las Vegas
 2022-23 Men's Basketball

Game Time: 4:00 PM
 Game Duration: 2:19

Officials: Ray Naili, Bert Smith, Greg Nixon

Virginia - 86

Record: 3-0

NO. Name	Min	FG M-A	3P M-A	FT M-A	Rebounds OR DR TOT	Fouls PF FD	TP	AS	TO	ST	Blocks BS BA	+/-
1 Jayden Gardner	F 17:12	1-4	0-0	5-7	0 3 3	2 4	7	2	2	1	0	3
21 Kadin Shedrick	F 32:16	6-6	0-0	5-7	0 3 3	5 5	17	1	2	2	2	-2
0 Kihel Clark	G 35:23	3-8	1-2	0-0	0 4 4	0 2	7	3	3	0	0	-7
2 Reece Beekman	G 33:32	2-6	2-2	4-4	0 1 1	1 3	10	10	3	1	1	5
4 Armaan Franklin	G 33:26	7-12	3-6	9-10	1 3 4	2 5	26	1	1	3	0	14
5 Ben Vander Plas	24:06	4-5	2-3	4-6	0 2 2	1 4	14	1	1	0	0	8
11 Isaac McKneely	11:13	0-1	0-0	0-0	0 0 0	1 0	0	2	0	0	0	14
22 Francisco Caffaro	06:18	1-1	0-0	0-0	2 0 2	2 0	2	0	0	0	0	9
13 Ryan Dunn	06:34	1-2	1-1	0-1	0 0 0	1 1	3	0	0	0	0	3
Team					5 3 8	0	0	2	0	0	0	
Totals		25-45	9-14	27-35	8 19 27	15 24	86	20	14	8	3	27

Shooting By Period

1st FG% 12-25 48.0%
 3PT% 1-2 50.0%
 FT% 5-9 55.6%

2nd FG% 13-20 65.0%
 3PT% 8-12 66.7%
 FT% 22-26 84.6%

GM FG% 25-45 55.6%
 3PT% 9-14 64.3%
 FT% 27-35 77.1%

Dead Ball Rebounds: 3-0

Technical Fouls: Franklin 2nd 12:08

Baylor - 79

Record: 3-1

NO. Name	Min	FG M-A	3P M-A	FT M-A	Rebounds OR DR TOT	Fouls PF FD	TP	AS	TO	ST	Blocks BS BA	+/-
0 Flo Thamba	F 26:47	3-3	0-0	0-0	1 4 5	3 2	6	2	1	1	0	-3
11 Jalen Bridges	F 22:13	0-5	0-3	2-2	1 1 2	2 1						

GAME 5 - NO. 5 VIRGINIA 72, MARYLAND EASTERN SHORE 45



Official Basketball Box Score - Final
UMES at Virginia
11/25/22 John Paul Jones Arena, Charlottesville
No. 5 Virginia vs Maryland-Eastern Shore Men's Basketball
Officials: Brian O'Connell, Tommy Morrissey, Dwayne Gladden
Game Time: 6:00 PM
Game Duration: 1:42
Attendance: 13,882

Box score table for Game 5 showing player stats for UMES and Virginia. Includes columns for NO., Name, Min, FG, 3P, FT, Rebounds, Fouls, TP, AS, TO, ST, Blocks, +/-.

Shooting By Period table for Game 5 showing FG%, 3PT%, FT%, and GM FG% for 1st and 2nd halves.

Box score table for Game 5 showing player stats for Virginia and UMES. Includes columns for NO., Name, Min, FG, 3P, FT, Rebounds, Fouls, TP, AS, TO, ST, Blocks, +/-.

Shooting By Period table for Game 5 showing FG%, 3PT%, FT%, and GM FG% for 1st and 2nd halves.

Summary table for Game 5 including Biggest lead, Best Scoring Run, Lead Changes, Times Tied, and Time with Lead.

Summary table for Game 5 including Points from Turnovers, Paint, Second Chance, Fast Breaks, and Bench.

GAME 6 - NO. 3 VIRGINIA 70, MICHIGAN 68



Official Basketball Box Score - Final
Virginia at Michigan
11/29/22 Crisler Center, Ann Arbor
2022-23 Men's Basketball
Game Time: 9:30 PM
Game Duration: 2:04
Attendance: 12,200
Officials:

Box score table for Game 6 showing player stats for Virginia and Michigan. Includes columns for NO., Name, Min, FG, 3P, FT, Rebounds, Fouls, TP, AS, TO, ST, Blocks, +/-.

Shooting By Period table for Game 6 showing FG%, 3PT%, FT%, and GM FG% for 1st and 2nd halves.

Box score table for Game 6 showing player stats for Michigan and Virginia. Includes columns for NO., Name, Min, FG, 3P, FT, Rebounds, Fouls, TP, AS, TO, ST, Blocks, +/-.

Shooting By Period table for Game 6 showing FG%, 3PT%, FT%, and GM FG% for 1st and 2nd halves.

Summary table for Game 6 including Biggest lead, Best Scoring Run, Lead Changes, Times Tied, and Time with Lead.

Summary table for Game 6 including Points from Turnovers, Paint, Second Chance, Fast Breaks, and Bench.

GAME 7 - NO. 3 VIRGINIA 62, FLORIDA STATE 57



Official Basketball Box Score - Final
Florida St. at Virginia
12/03/22 John Paul Jones Arena, Charlottesville
No. 3 Virginia vs Florida State Men's Basketball
Officials: Ron Groover, Doug Simons, Clarence Armstrong
Game Time: 2:00 PM
Game Duration: 2:08
Attendance: 14,280

Box score table for Game 7 showing player stats for Florida St. and Virginia. Includes columns for NO., Name, Min, FG, 3P, FT, Rebounds, Fouls, TP, AS, TO, ST, Blocks, +/-.

Shooting By Period table for Game 7 showing FG%, 3PT%, FT%, and GM FG% for 1st and 2nd halves.

Box score table for Game 7 showing player stats for Virginia and Florida St. Includes columns for NO., Name, Min, FG, 3P, FT, Rebounds, Fouls, TP, AS, TO, ST, Blocks, +/-.

Shooting By Period table for Game 7 showing FG%, 3PT%, FT%, and GM FG% for 1st and 2nd halves.

Summary table for Game 7 including Biggest lead, Best Scoring Run, Lead Changes, Times Tied, and Time with Lead.

Summary table for Game 7 including Points from Turnovers, Paint, Second Chance, Fast Breaks, and Bench.

GAME 8 - NO. 3 VIRGINIA 55, JMU 50



Official Basketball Box Score - Final
James Madison at Virginia
12/06/22 John Paul Jones Arena, Charlottesville
2022-23 Men's Basketball
Game Time: 8:00 PM
Game Duration: 2:10
Attendance: 14,193
Officials: Jamie Luckie, Job Hartness, Justin Porterfield

Box score table for Game 8 showing player stats for James Madison and Virginia. Includes columns for NO., Name, Min, FG, 3P, FT, Rebounds, Fouls, TP, AS, TO, ST, Blocks, +/-.

Shooting By Period table for Game 8 showing FG%, 3PT%, FT%, and GM FG% for 1st and 2nd halves.

Box score table for Game 8 showing player stats for Virginia and James Madison. Includes columns for NO., Name, Min, FG, 3P, FT, Rebounds, Fouls, TP, AS, TO, ST, Blocks, +/-.

Shooting By Period table for Game 8 showing FG%, 3PT%, FT%, and GM FG% for 1st and 2nd halves.

Summary table for Game 8 including Biggest lead, Best Scoring Run, Lead Changes, Times Tied, and Time with Lead.

Summary table for Game 8 including Points from Turnovers, Paint, Second Chance, Fast Breaks, and Bench.

GAME 9 - NO. 5 HOUSTON 69, NO. 2 VIRGINIA 61

Official Basketball Box Score - Final
Houston at Virginia
 12/17/22 John Paul Jones Arena, Charlottesville
 No. 2 Virginia vs No. 5 Houston Men's Basketball
 Game Time: 2:00 PM
 Game Duration: 1:56
 Attendance: 14,629
 Officials: Ron Groover, Pat Driscoll, Brent Hampton

Houston - 69		Record: 11-1											
NO. Name	Min	FG	3P	FT	Rebounds	Fouls	TP	AS	TO	ST	Blocks	+/-	
		M-A	M-A	M-A	OR DR TOT	PF FD					BS BA		
13 J'Wan Roberts	F	21:51	5-7	0-0	0-0	1 5 6	3 0	10	1	1	0	0	-6
25 Jarace Walker	F	38:13	6-11	2-3	3-3	2 5 7	3 2	17	4	1	1	1	10
0 Marcus Sasser	G	38:53	4-14	3-10	2-3	0 0 0	1 4	13	3	0	3	0	5
1 Jamal Sheard	G	34:47	5-9	1-4	0-0	0 3 3	2 11	4	2	0	0	0	6
12 Tramon Mark	G	36:54	3-6	2-2	5-6	1 5 6	0 4	13	3	0	0	1	7
5 Ja'Vier Francis	G	03:38	1-1	0-0	1-1	0 0 0	1 1	3	0	0	0	0	1
21 Emanuel Sharp	G	09:26	0-2	0-2	0-0	0 1 1	0 0	1	0	0	0	0	6
32 Reggie Chaney	G	16:18	1-1	0-0	0-0	0 2 2	5 0	2	2	1	0	2	11
Team						2 4 2		0	1				
Totals		25:51	8-21	11-13	7 23 30	17 13		69	17	8	4	3	8

Technical Fouls: NONE

Shooting By Period	
1st FG%	13-27 48.1%
3PT%	3-11 27.3%
FT%	1-1 100%
2nd FG%	12-24 50.0%
3PT%	5-10 50.0%
FT%	10-12 83.3%
GM FG%	25-51 49.0%
3PT%	8-21 38.1%
FT%	11-13 84.6%

Dead Ball Rebounds: 1 0

Official Basketball Box Score - Final
Virginia at Miami (FL)
 12/20/22 Watson Center, Coral Gables
 2022-23 Men's Basketball
 Game Time: 8:30 PM
 Game Duration: 2:11
 Attendance: 5,257
 Officials: Ted Valentine, Bill Covington Jr., Tony Henderson

Virginia - 64		Record: 8-2 (1-1)											
NO. Name	Min	FG	3P	FT	Rebounds	Fouls	TP	AS	TO	ST	Blocks	+/-	
		M-A	M-A	M-A	OR DR TOT	PF FD					BS BA		
1 Jayden Gardner	F	20:26	4-6	0-0	0-2	0 2 2	2 2	8	0	2	0	0	-19
21 Kadin Shedrick	F	10:43	1-2	0-0	0 1 1	2 0 2	0 2	0	1	0	1	0	-1
0 Kihel Clark	G	30:00	2-10	1-3	8-9	2 2 4	2 5	13	3	0	3	0	-6
2 Reece Beekman	G	34:31	5-9	0-1	0-1	2 7 9	3 2	10	9	4	0	0	2 4
4 Armaan Franklin	G	13:04	0-7	0-3	0-0	0 2 2	0 0	0	0	0	0	0	-24
5 Ben Vander Plas	G	27:18	7-13	4-9	2-3	2 2 4	3 4	20	2	1	0	0	11
11 Isaac McKneely	G	30:43	3-9	1-7	2-2	0 5 5	1 1	5	3	2	1	0	1
10 Taine Murray	G	08:54	1-1	0-0	0-0	0 1 1	1 1	2	0	1	0	0	-3
22 Francisco Caffaro	G	07:53	1-1	0-0	2-2	1 1 2	2 1	4	0	0	0	0	-6
13 Ryan Dunn	G	16:28	0-2	0-0	0-0	1 1 2	1 0	0	0	0	0	0	13
Team						3 2 5		0	0				
Totals		22:60	6-23	14-19	11 26 37	17 17		64	17	10	6	3	7

Technical Fouls: NONE

Shooting By Period	
1st FG%	9-22 40.9%
3PT%	4-13 30.8%
FT%	4-4 100%
2nd FG%	11-26 42.3%
3PT%	2-9 22.2%
FT%	11-13 84.6%
GM FG%	20-48 41.7%
3PT%	6-22 27.3%
FT%	15-17 88.2%

Dead Ball Rebounds: 1 0

HOU		UVA	
Biggest lead	11 (2 nd 14:37)	9 (1 st 16:27)	
Best Scoring Run	9 (1 st 8:25)	9 (1 st 16:27)	
Lead Changes	3		
Times Tied	1		
Time with Lead	27:24	11:25	

Points from Turnovers	HOU	UVA
	9	12

Period by Period Scoring	1st	2nd	TOT
HOU	30	39	69
UVA	26	35	61

GAME 10 - NO. 22 MIAMI 66, NO. 6 VIRGINIA 64

Official Basketball Box Score - Final
Virginia at Miami (FL)
 12/20/22 Watson Center, Coral Gables
 2022-23 Men's Basketball
 Game Time: 8:30 PM
 Game Duration: 2:11
 Attendance: 5,371
 Officials: Bert Smith, Tommy Morrissey, Courtney Smith

Miami (FL) - 66		Record: 12-1 (3-0)											
NO. Name	Min	FG	3P	FT	Rebounds	Fouls	TP	AS	TO	ST	Blocks	+/-	
		M-A	M-A	M-A	OR DR TOT	PF FD					BS BA		
15 Norchad Omier	F	26:30	3-8	0-1	4-4	5 3 8	5 3	10	0	4	2	4	8
2 Isaiah Wong	G	36:57	7-13	2-3	8-9	1 5 6	3 6	24	5	3	0	2	5
11 Jordan Miller	G	30:24	3-9	1-4	4-4	1 4 5	2 2	11	2	2	0	1	4
24 Nijel Pack	G	36:10	4-10	1-4	1-2	0 3 3	0 1	10	1	2	0	0	-4
55 Wooga Poplar	G	18:02	1-5	1-4	0-0	0 6 6	2 1	3	0	0	3	0	-2
4 Bensley Joseph	G	27:42	3-3	2-2	0-1	0 3 3	2 3	8	1	0	0	1	-7
1 Anthony Walker	G	06:18	0-2	0-1	0-0	0 0 0	0 0	0	0	0	0	0	-2
5 Harford Beverly	G	03:52	0-2	0-2	0-0	0 0 0	0 0	0	0	0	0	0	8
0 AJ Casey	G	13:18	0-1	0-1	0-2	0 2 2	2 1	0	1	0	0	0	0
12 Favour Aire	G	00:47	0-0	0-0	0-0	0 0 0	1 0	0	0	0	0	0	0
Team						2 4 4		0	0				
Totals		21:53	7-22	17-22	9 28 37	17 17		66	11	11	5	7	3

Technical Fouls: NONE

UVA		MIA	
Biggest lead	2 (1 st 19:37)	15 (2 nd 17:52)	
Best Scoring Run	10 (2 nd 8:54)	12 (1 st 15:31)	
Lead Changes	1		
Times Tied	1		
Time with Lead	00:34	38:48	

Points from Turnovers	UVA	MIA
	11	3

Period by Period Scoring	1st	2nd	TOT
UVA	26	38	64
MIA	36	30	66

GAME 11 - NO. 13 VIRGINIA 66, UALBANY 46

Official Basketball Box Score - Final
UAlbany at Virginia
 12/28/22 John Paul Jones Arena, Charlottesville
 No. 13 Virginia vs UAlbany Men's Basketball
 Game Time: 6:00 PM
 Game Duration: 1:53
 Attendance: 14,289
 Officials: Lee Cassel, Paul Szec, Jenna Reuse

UAlbany - 46		Record: 5-10											
NO. Name	Min	FG	3P	FT	Rebounds	Fouls	TP	AS	TO	ST	Blocks	+/-	
		M-A	M-A	M-A	OR DR TOT	PF FD					BS BA		
1 Gerald Drumgoole Jr.	F	31:19	2-12	1-7	2-2	0 4 4	2 3	7	0	1	0	0	-21
3 Trey Hutcheson	F	27:20	3-7	1-5	0-0	1 4 5	2 0	7	0	0	1	2	-23
15 Jonathan Beagle	F	34:16	4-6	0-2	1-3	1 4 5	3 2	9	4	3	0	0	-17
13 Sarju Patel	G	24:08	1-3	0-2	1-2	0 2 2	0 1	3	0	0	0	0	-23
44 Marcus Jackson	G	14:01	0-3	0-0	0-0	1 0 1	4 0	0	1	0	0	0	-2
4 Malik Edmead	G	23:30	2-7	1-1	4-4	0 1 1	3 2	9	3	2	1	0	-15
11 Tairi Kethner	G	08:12	0-2	0-0	0-0	1 1 1	1 0	0	2	0	0	1	-3
2 Da'Quan Davis	G	28:44	4-11	3-9	0-0	0 6 6	1 1	11	1	0	0	0	-2
10 Aaron Reddish	G	09:01	0-1	0-0	0-0	0 0 0	0 0	0	0	0	0	0	-1
14 Japannah Kellogg	G	01:29	0-0	0-0	0-0	1 0 1	0 0	0	0	0	0	0	3
Team						2 4 4		0	2				
Totals		16:52	6-27	8-11	6 24 30	16 9 46		9	10	3	3	7	-20

Technical Fouls: NONE

Shooting By Period	
1st FG%	9-23 39.1%
3PT%	3-12 25.0%
FT%	4-4 100%
2nd FG%	7-29 24.1%
3PT%	3-15 20.0%
FT%	5-7 71.4%
GM FG%	16-52 30.8%
3PT%	6-27 22.2%
FT%	8-11 72.7%

Dead Ball Rebounds: 3 0

Official Basketball Box Score - Final
Virginia at Georgia Tech
 12/21/22 McCamish Pavilion, Atlanta
 2022-23 Men's Basketball
 Game Time: 12:00 PM
 Game Duration: 1:55
 Attendance: 5,371
 Officials: Bert Smith, Tommy Morrissey, Courtney Smith

Virginia - 74		Record: 10-2 (2-1)											
NO. Name	Min	FG	3P	FT	Rebounds	Fouls	TP	AS	TO	ST	Blocks	+/-	
		M-A	M-A	M-A	OR DR TOT	PF FD					BS BA		
1 Jayden Gardner	F	22:01	7-12	0-0	0-0	0 2 2	2 0	4	1	1	0	0	13
21 Kadin Shedrick	F	16:53	3-4	0-0	5-5	2 2 4	4 4	11	1	1	1	2	0
0 Kihel Clark	G	30:34	6-9	2-3	1-3	1 2 1	2 1	3	15	8	3	0	19
2 Reece Beekman	G	26:45	3-6	2-3	0-0	1 3 4	1 0	8	4	2	2	0	23
4 Armaan Franklin	G	31:28	3-12	3-9	2-2	2 1 3	1 4	11	4	0	5	0	19
11 Isaac McKneely	G	24:28	3-5	3-5	0-0	1 3 4	2 0	9	2	3	0	0	2
5 Ben Vander Plas	G	21:04	1-3	0-1	1-2	1 5 6	0 3	3	0	0	2	0	11
22 Francisco Caffaro	G	05:46	0-1	0-0	0-0	0 0 0	1 0	0	0	0	0	0	8
13 Ryan Dunn	G	11:44	1-1	0-0	0-0	1 2 3	0 0	2	1	1	0	0	-3
10 Taine Murray	G	04:09	0-1	0-0	0-0	0 0 0	0 0	0	0	0	0	0	-4
12 Chase Coleman	G	02:34	0-0	0-0	1-2	0 0 0	1 1	1	0	0	0	0	-4
24 Tristan How	G	02:34	0-3	0-0	0-2	2 1 3	1 1	0	0	0	0	0	-6
Team						0 0 0		0	0				
Totals		27:57	10-22	10-16	11 20 31	14 16 74		21	11	14	3	1	18

Technical Fouls: NONE

Shooting By Period	
1st FG%	13-29 44.8%
3PT%	1-7 14.3%
FT%	6-9 66.7%
2nd FG%	12-23 52.2%
3PT%	4-11 36.4%
FT%	5-11 45.5%
GM FG%	25-52 48.1%
3PT%	5-18 27.8%
FT%	11-20 55.0%

Dead Ball Rebounds: 4 0

ALB		UVA	
Biggest lead	4 (1 st 7:55)	28 (2 nd 4:30)	
Best Scoring Run	8 (1 st 7:55)	18 (2 nd 17:17)	
Lead Changes	7		
Times Tied	3		
Time with Lead	03:32	32:32	

GAME 13 - PITTSBURGH 68, NO. 11 VIRGINIA 65



Official Basketball Box Score - Final
Virginia at Pittsburgh
 01/03/23 Petersen Events Center, Pittsburgh
 2022-23 Men's Basketball

Game Time: 9:00 PM
 Game Duration: 2:00
 Attendance: 4,464

Officials: Ted Valentine, Pat Driscoll, Matt Potter

Virginia - 65		Record: 10-3 (2-2)												
NO. Name	Min	FG M-A	3P M-A	FT M-A	Rebounds OR DR TOT	Fouls PF FD	TP	AS	TO	ST	Blocks BS BA	+/-		
1 Jayden Gardner	F 23:22	2-7	0-0	0-0	1 2 3	2 1 4	1	0	2	0	0	-4		
21 Kadin Shedrick	F 26:36	4-5	0-0	2-2	2 4 4	3 3 10	2	0	0	1	1	5		
0 Kihel Clark	G 34:38	7-12	2-5	1-1	0 4 4	4 1 17	8	5	0	0	0	4		
2 Reece Beekman	G 35:32	4-9	3-5	1-1	0 6 6	2 2 12	3	1	0	0	1	-3		
4 Armaan Franklin	G 30:08	6-12	2-3	0-0	1 3 4	1 0 14	3	0	2	0	1	6		
5 Ben Vander Plas	21:57	1-4	0-3	0-0	1 0 1	2 1 2	0	0	2	0	0	-11		
11 Isaac McKneely	22:52	2-5	2-5	0-0	0 0 0	1 1 6	0	0	0	1	0	-8		
13 Ryan Dunn	04:55	0-1	0-0	0-0	1 1 2	2 0 0	0	0	1	0	0	2		
Team					0 4 4	0 1								
Totals		26-55	9-21	4-4	6 22 28	18 9 65	17	11	7	1	3	-3		

Shooting By Period	
1st FG%	13-27 48.1%
3PT%	5-14 35.7%
FT%	2-2 100%
2nd FG%	13-28 46.4%
3PT%	4-7 57.1%
FT%	2-2 100%
GM FG%	26-55 47.3%
3PT%	9-21 42.9%
FT%	4-4 100.0%

Dead Ball Rebounds: 0, 1

Technical Fouls: NONE

Pittsburgh - 68		Record: 11-4 (4-0)												
NO. Name	Min	FG M-A	3P M-A	FT M-A	Rebounds OR DR TOT	Fouls PF FD	TP	AS	TO	ST	Blocks BS BA	+/-		
2 Blake Hinson	F 36:57	6-13	3-7	1-2	0 3 3	1 5	16	1	2	0	1	5		
33 Federico Federiko	G 33:24	4-6	0-0	0-0	6 5 11	2 2	8	2	1	1	0	5		
0 Nely Cummings	G 33:53	2-4	0-2	2-2	0 1 1	1 2	6	8	0	2	0	0		
3 Greg Elliott	G 19:39	1-7	1-7	2-2	0 3 3	2 1	5	2	1	1	0	-3		
11 Jamarian Burton	G 38:03	5-14	0-0	5-5	0 4 4	2 5	15	2	0	1	0	8		
22 Nike Sibande	26:40	5-8	3-4	3-4	1 5 6	1 2	16	1	2	0	1	7		
31 Jorge Diaz Graham	04:10	0-1	0-0	0-0	1 1 0	0 0	0	0	1	0	0	-8		
5 Nate Santos	01:57	0-0	0-0	0-0	0 0 0	0 0	0	0	0	0	0	-5		
25 Guillermo Diaz Graham	05:17	0-1	0-1	2-2	0 0 0	1 2	0	0	1	0	0	0		
Team					2 1 3	0								
Totals		23-54	7-22	15-17	9 23 32	9 18 68	16	8	5	3	1	3		

Shooting By Period	
1st FG%	8-25 32.0%
3PT%	3-11 27.3%
FT%	4-5 80%
2nd FG%	15-29 51.7%
3PT%	11-12 91.7%
GM FG%	23-54 42.6%
3PT%	7-22 31.8%
FT%	15-17 88.2%

Dead Ball Rebounds: 1, 0

Technical Fouls: NONE

Biggest lead		UVA	PITT
		13 (1st 4:39)	6 (2nd 0:03)
Best Scoring Run		8 (1st 6:08)	14 (2nd 10:47)
Lead Changes		5	
Times Tied		6	
Time with Lead		27:57	07:19

Points from Turnovers		UVA	PITT
		12	21
Paint		24	24
Second Chance		11	11
Fast Breaks		0	7
Bench		8	18

Period by Period Scoring			
	1st	2nd	TOT
UVA	33	32	65
PITT	23	45	68

GAME 14 - NO. 11 VIRGINIA 73, SYRACUSE 66



Official Basketball Box Score - Final
Syracuse at Virginia
 01/07/23 John Paul Jones Arena, Charlottesville
 2022-23 Men's Basketball

Game Time: 5:00 PM
 Game Duration: 2:04
 Attendance: 14,217

Officials: Jamie Lucke, Clarence Armstrong, Jeff Poff

Syracuse - 66		Record: 10-6 (3-2)													
NO. Name	Min	FG M-A	3P M-A	FT M-A	Rebounds OR DR TOT	Fouls PF FD	TP	AS	TO	ST	Blocks BS BA	+/-			
0 Chris Bell	F 15:53	3-3	2-2	0-0	0 0 0	0 0	8	0	0	0	0	-6			
2 John Bol Ajak	F 03:35	0-0	0-0	0-0	0 0 0	1 0	0	0	1	0	0	-8			
14 Jesse Edwards	C 26:06	2-5	0-0	0-0	3 7 10	1 2	4	3	4	2	1	-13			
3 Judah Mintz	G 35:22	7-14	1-1	3-4	0 4 4	3 9	18	3	4	1	0	-8			
11 Joseph Girard III	G 27:41	6-17	5-9	2-2	0 3 3	1 1	19	2	1	2	0	-8			
1 Malik Brown	36:26	3-6	0-0	4-6	3 5 8	4 3	10	0	3	2	1	1			
5 Justin Taylor	23:27	3-7	0-2	1-2	1 1 2	1 1	7	2	1	2	1	-2			
10 Symir Torrence	12:28	0-0	0-0	0-0	0 1 1	1 0	5	0	0	0	0	8			
24 Quadir Copeland	01:07	0-0	0-0	0-0	0 0 0	0 0	0	0	1	0	0	-5			
55 Mounir Hima	13:54	0-2	0-0	0-1	1 5 6	3 1	0	0	1	0	4	0			
Team					1 2 3	0									
Totals		24-54	8-14	10-15	9 28 37	20 17	66	15	16	9	7	6	-7		

Shooting By Period	
1st FG%	10-26 38.5%
3PT%	2-5 40.0%
FT%	4-4 100%
2nd FG%	14-28 50.0%
3PT%	6-9 66.7%
FT%	6-11 54.5%
GM FG%	24-54 44.4%
3PT%	8-14 57.1%
FT%	10-15 66.7%

Dead Ball Rebounds: 3, 0

Technical Fouls: NONE

Virginia - 73		Record: 11-3 (3-2)													
NO. Name	Min	FG M-A	3P M-A	FT M-A	Rebounds OR DR TOT	Fouls PF FD	TP	AS	TO	ST	Blocks BS BA	+/-			
1 Jayden Gardner	F 26:54	4-11	0-0	2-3	1 2 3	2 4	10	0	0	0	3	8			
21 Kadin Shedrick	F 23:29	4-6	0-0	3-4	3 4 7	4 3	11	0	1	3	4	1	4		
0 Kihel Clark	G 32:24	2-5	0-1	1-2	1 1 2	3 5	11	3	1	2	0	5			
2 Reece Beekman	G 31:18	3-5	2-3	5-6	0 1 1	3 3	13	7	1	2	0	11			
4 Armaan Franklin	G 33:54	4-11	4-9	4-7	2 4 6	1 5	16	3	1	2	1	2			
5 Ben Vander Plas	24:45	2-7	2-6	0-0	0 4 4	1 0	6	1	2	1	1	-1			
11 Isaac McKneely	22:24	4-7	4-7	0-0	0 3 3	2 0	12	0	1	1	0	-2			
22 Francisco Caffaro	04:52	0-1	0-0	0-0	0 2 2	1 0	0	0	1	0	0	1			
Team					0 2 2	0									
Totals		23-53	12-26	15-22	7 23 30	17 20	73	22	10	11	6	7	7		

Shooting By Period	
1st FG%	12-25 48.0%
3PT%	7-13 53.9%
FT%	4-6 66.7%
2nd FG%	11-28 39.3%
3PT%	5-13 38.5%
FT%	11-16 68.8%
GM FG%	23-53 43.4%
3PT%	12-26 46.2%
FT%	15-22 68.2%

Dead Ball Rebounds: 2, 0

Technical Fouls: NONE

Biggest lead		SYR	UVA
		0 (1st 20:00)	23 (2nd 15:24)
Best Scoring Run		13 (2nd 4:50)	12 (2nd 16:03)
Lead Changes		0	
Times Tied		0	
Time with Lead		00:00	39:26

Points from Turnovers		SYR	UVA
		17	23
Paint		20	18
Second Chance		5	6
Fast Breaks		4	19
Bench		17	18

Period by Period Scoring			
	1st	2nd	TOT
SYR	26	40	66
UVA	35	38	73

GAME 15 - NO. 13 VIRGINIA 65, NORTH CAROLINA 58



Official Basketball Box Score - Final
North Carolina at Virginia
 01/14/23 John Paul Jones Arena, Charlottesville
 2022-23 Men's Basketball

Game Time: 9:00 PM
 Game Duration: 2:01
 Attendance: 14,629

Officials: Ron Groover, Lee Cassel, Doug Shaws

North Carolina - 58		Record: 11-6 (3-3)													
NO. Name	Min	FG M-A	3P M-A	FT M-A	Rebounds OR DR TOT	Fouls PF FD	TP	AS	TO	ST	Blocks BS BA	+/-			
5 Armando Bacot	F 01:19	0-0	0-0	0-0	1 0 1	0 0	0	0	0	0	0	0			
0 Seth Trimble	G 16:08	0-2	0-0	2-2	1 0 1	3 1	2	1	0	0	0	-1			
1 Leaky Black	G 30:26	3-8	1-5	0-0	0 6 6	3 0	7	0	1	3	1	-13			
2 Caleb Love	G 36:18	4-13	3-9	2-2	1 3 4	2 5	13	5	4	0	0	2			
4 RJ Davis	G 34:53	6-12	3-5	1-2	1 2 3	3 1	16	1	4	1	0	-7			
22 Justin McKay	14:37	1-3	0-0	0-0	1 5 6	1 0	2	1	1	0	0	-13			
11 D'Marco Dunn	21:30	2-4	1-3	0-0	0 0 0	3 0	5	0	1	1	0	-6			
13 Jalen Washington	24:36	5-11	0-2	3-6	1 5 6	1 4	13	0	1	0	1	3			
14 Puff Johnson	18:05	0-0	0-0	0-0	0 3 3	1 0	0	0	0	0	0	6			
24 Tyler Nickel	04:08	0-0	0-0	0-0	0 0 0	0 0	0	1	0	0	0	-4			
Team					2 4 6	0									
Totals		21-53	8-24	8-12	8 28 36	19 12	58	9	13	5	2	8	-7		

Shooting By Period	
1st FG%	12-30 40.0%
3PT%	2-4 50%
FT%	3-3 100%
2nd FG%	9-23 39.1%
3PT%	5-11 45.5%

GAME 17 - NO. 10 VIRGINIA 78, VIRGINIA TECH 68



Official Basketball Box Score - Final
Virginia Tech at Virginia
 01/18/23 John Paul Jones Arena, Charlottesville
 No. 10 Virginia vs Virginia Tech Men's Basketball

Game Time: 7:00 PM
 Game Duration: 1:45
 Attendance: 14,629

Officials: Bert Smith, Brian O'Connell, John Gaffney

Virginia Tech - 68		Record: 11-7 (1-6)									
NO. Name	Min	FG M-A	3P M-A	FT M-A	Rebounds OR DR TOT	Fouls PF FD	TP	AS	TO	ST	Blocks BS BA +/-
21 Grant Basile	F 24:44	4-11	2-6	2-2	1 1 2	3 2	12	2	1	1	1 2
25 Justyn Mutts	F 39:05	5-11	0-2	0-0	2 4 6	1 3	10	7	1	0	0 1 -12
0 Hunter Cattoor	G 34:04	4-8	3-6	0-0	1 5 6	2 1	11	5	1	0	0 2 -7
3 Sean Pedulla	G 40:00	4-9	2-6	0-0	0 1 1	4 3	10	3	2	2	1 0 -10
13 Darius Maddox	G 25:30	5-9	3-4	0-0	4 4 3	0 0	13	1	0	0	1 0 -9
2 MJ Collins	19:05	3-5	2-3	0-0	1 3 4	0 0	8	0	0	0	0 0 -6
15 Lynn Kidd	14:17	2-2	0-0	0-0	4 4 0	0 0	4	0	1	0	0 0 -9
34 Mylyjael Poteat	01:54	0-0	0-0	0-0	0 0 0	0 0	0	1	0	0	0 0 -1
11 John Camden	01:21	0-0	0-0	0-0	0 0 0	0 0	0	0	0	0	0 0 -2
Totals		27-55	12-27	2-2	5 22 27	13 9	68	19	8	3	4 5 -10

Shooting By Period	
1st FG%	12-23 52.2%
3PT%	5-9 55.6%
FT%	2-2 100%
2nd FG%	15-32 46.9%
3PT%	7-18 38.9%
FT%	0-0 0%
GM FG%	27-55 49.1%
3PT%	12-27 44.4%
FT%	2-2 100.0%

Dead Ball Rebounds: 0, 0

Virginia - 78		Record: 14-3 (6-2)									
NO. Name	Min	FG M-A	3P M-A	FT M-A	Rebounds OR DR TOT	Fouls PF FD	TP	AS	TO	ST	Blocks BS BA +/-
1 Jayden Gardner	F 21:43	5-6	0-0	2-3	1 3 4	3 2	12	1	2	1	0 0 5
5 Ben Vander Plas	F 29:33	4-11	2-7	0-0	1 6 7	1 2	10	3	1	1	0 0 -1
0 Kheii Clark	G 35:48	7-14	2-5	4-4	0 2 2	0 4	20	5	1	1	1 2 12
2 Reece Beekman	G 34:41	4-10	1-3	2-2	1 2 3	1 2	11	7	0	1	1 1 16
4 Armaan Franklin	G 32:44	6-9	2-3	1-1	0 5 5	1 1	15	1	0	0	0 1 8
13 Ryan Dunn	24:24	1-4	0-3	1-1	1 2 3	1 1	3	1	1	2	3 0 15
11 Isaac McKneely	16:47	2-3	1-2	2-2	0 1 1	1 2	7	1	0	0	0 0 -6
21 Kadin Shedrick	04:20	0-0	0-0	0-0	0 1 1	0 0	0	0	0	1	0 0 -1
Totals		29-57	8-23	12-13	7 23 30	9 13	78	19	5	7	5 4 10

Shooting By Period	
1st FG%	17-31 54.8%
3PT%	3-11 27.3%
FT%	3-3 100%
2nd FG%	12-26 46.2%
3PT%	5-12 41.7%
FT%	9-10 90%
GM FG%	29-57 50.9%
3PT%	8-23 34.8%
FT%	12-13 92.3%

Dead Ball Rebounds: 0, 0

Technical Fouls: NONE	
Biggest lead	VAT 2 (1st 7:57) UVA 14 (2nd 3:52)
Best Scoring Run	11 (1st 7:57) 9 (1st 15:46)
Lead Changes	4
Times Tied	4
Time with Lead	01:51 35:00

Points from		VAT		UVA	
Turnovers	8	13			
Paint	22	36			
Second Chance	6	11			
Fast Breaks	5	7			
Bench	12	10			

Period by Period Scoring			
	1st	2nd	TOT
VAT	31	37	68
UVA	40	38	78

GAME 18 - NO. 10 VIRGINIA 76, WAKE FOREST 67



Official Basketball Box Score - Final
Virginia Tech at Wake Forest
 01/21/23 LIVM Coliseum, Winston-Salem
 2022-23 Men's Basketball

Attendance: 12,443

Officials: Bill Covington Jr., Clarence Armstrong, Jeffrey Anderson

Virginia - 76		Record: 15-3 (7-2)									
NO. Name	Min	FG M-A	3P M-A	FT M-A	Rebounds OR DR TOT	Fouls PF FD	TP	AS	TO	ST	Blocks BS BA +/-
1 Jayden Gardner	F 19:37	2-7	0-0	1-2	0 2 2	0 2	5	1	1	0	1 0 -22
5 Ben Vander Plas	F 28:56	3-7	2-4	0-0	2 5 7	3 2	8	2	2	0	0 1 11
0 Kheii Clark	G 28:29	2-7	2-4	6-7	1 2 3	4 4	12	4	2	0	1 1 8
2 Reece Beekman	G 24:59	2-6	2-5	2-2	1 2 3	4 2	8	6	0	1	0 1 13
4 Armaan Franklin	G 37:24	9-21	5-13	2-4	1 9 10	2 5	25	1	0	0	1 0 1 7
22 Francisco Caffaro	04:27	1-1	0-0	0-0	1 0 1	0 1	2	0	0	0	0 0 0 1
11 Isaac McKneely	23:01	3-8	3-6	2-2	0 2 2	3 1	11	3	0	1	1 0 8
13 Ryan Dunn	30:11	2-3	1-2	0-0	2 6 8	4 1	5	1	2	0	1 0 13
21 Kadin Shedrick	02:56	0-0	0-0	0-0	0 0 0	0 0	0	0	0	0	0 0 0 6
Totals		24-60	15-34	13-17	10 28 38	20 18	76	19	7	2	5 4 9

Shooting By Period	
1st FG%	16-34 47.1%
3PT%	9-20 45.0%
FT%	1-2 50%
2nd FG%	8-26 30.8%
3PT%	6-14 42.9%
FT%	12-15 80%
GM FG%	24-60 40.0%
3PT%	15-34 44.1%
FT%	13-17 76.5%

Dead Ball Rebounds: 4, 0

Wake Forest - 67		Record: 14-6 (6-3)									
NO. Name	Min	FG M-A	3P M-A	FT M-A	Rebounds OR DR TOT	Fouls PF FD	TP	AS	TO	ST	Blocks BS BA +/-
11 Andrew Carr	F 38:41	2-6	0-1	3-4	1 9 10	2 3	7	2	2	0	1 1 -11
33 Matthew Marsh	C 25:05	1-1	0-0	2-4	1 3 4	3 2	4	0	1	0	1 0 14
1 Tyree Appleby	G 39:53	4-16	1-8	4-4	1 1 2	3 7	13	5	3	1	0 2 -8
2 Cameron Hildreth	G 37:40	3-7	1-2	9-10	1 6 7	3 7	16	2	3	2	0 1 2
30 Damarri Monsanto	G 34:12	9-19	7-15	0-0	0 3 3	3 1	25	0	0	0	2 1 -3
20 Davion Bradford	02:54	0-0	0-0	0-0	0 0 0	0 0	0	0	0	0	0 0 0 -2
4 Davion Williamson	12:16	0-1	0-1	0-0	0 0 0	2 0	0	0	0	0	0 0 0 -29
34 Bobi Klintman	09:19	1-1	0-0	0-0	0 0 0	1 0	2	0	0	0	0 0 0 -8
Totals		20-51	9-27	18-22	6 26 32	18 20	67	9	9	3	4 5 -9

Shooting By Period	
1st FG%	10-23 43.5%
3PT%	5-12 41.7%
FT%	7-10 70%
2nd FG%	10-28 35.7%
3PT%	4-15 26.7%
FT%	11-12 91.7%
GM FG%	20-51 39.2%
3PT%	9-27 33.3%
FT%	18-22 81.8%

Dead Ball Rebounds: 1, 0

Technical Fouls: NONE	
Biggest lead	UVA 19 (1st 5:42) WAKE 5 (1st 16:55)
Best Scoring Run	17 (1st 8:00) 7 (2nd 16:43)
Lead Changes	3
Times Tied	2
Time with Lead	31:36 06:03

Points from		UVA		WAKE	
Turnovers	9	5			
Paint	16	18			
Second Chance	10	10			
Fast Breaks	0	7			
Bench	18	2			

Period by Period Scoring			
	1st	2nd	TOT
UVA	42	34	76
WAKE	32	35	67

GAME 19 - NO. 7 VIRGINIA 76, BOSTON COLLEGE 57



Official Basketball Box Score - Final
Boston College at Virginia
 01/28/23 John Paul Jones Arena, Charlottesville
 No. 7 Virginia vs Boston College Men's Basketball

Game Time: 12:00 PM
 Game Duration: 1:45
 Attendance: 14,629

Officials: Bert Smith, John Gaffney, Mark Schurz

Boston College - 57		Record: 10-12 (4-7)									
NO. Name	Min	FG M-A	3P M-A	FT M-A	Rebounds OR DR TOT	Fouls PF FD	TP	AS	TO	ST	Blocks BS BA +/-
10 Prince Aligbe	F 21:06	2-3	0-1	0-0	0 1 1	2 0	4	1	1	0	0 0 -19
12 Quinten Post	F 32:01	8-15	2-6	6-6	0 6 6	0 4	24	2	4	0	2 0 -17
3 Jaeden Zackery	G 33:56	1-6	0-0	0-0	0 3 3	1 1	2	6	1	1	1 1 -14
5 DeMarr Langford Jr.	G 16:30	1-3	0-0	0-0	0 0 0	0 1	2	0	3	1	0 0 2
11 Makai Ashton-Langford	G 25:52	4-8	1-1	3-3	2 3 5	3 4	12	2	1	1	0 0 -19
45 Mason Madsen	24:14	1-5	1-4	0-0	0 3 3	0 1	3	2	1	2	1 0 -22
00 Chas Kelley III	13:24	1-2	0-1	0-1	0 0 0	0 1	2	3	1	0	0 0 -3
1 T.J. Bickerstaff	12:45	1-4	0-0	0-0	3 0 3	1 0	2	0	1	1	0 2 -6
21 Devin McGlockton	06:09	0-0	0-0	2-2	0 0 0	1 1	2	0	1	0	0 0 -4
24 CJ Penha	05:54	1-2	0-1	0-0	0 0 0	0 0	2	0	0	0	0 0 -5
2 Armani Mighty	02:22	0-0	0-0	0-0	0 0 0	0 0	0	0	0	0	0 0 0 4
23 Andrew Kenny	02:22	0-0	0-0	2-2	0 1 1	0 1	2	0	0	0	0 0 0 4
30 Quinn Pemberton	02:22	0-0	0-0	0-0	0 1 1	0 0	0	1	1	0	0 0 0 4
4 Abe Atiyeh	01:03	0-1	0-0	0-0	0 1 1	0 0	0	0	0	0	0 0 0 0
Totals		20-49	4-14	13-14	6 19 25	8 14	57	17	16	5	4 3 -19

Shooting By Period	
1st FG%	10-25 40.0%
3PT%	3-8 37.5%
FT%	4-4 100%
2nd FG%	10-24 41.7%
3PT%	1-6 16.7%
FT%	9-10 90%
GM FG%	20-49 40.8%
3PT%	4-14 28.6%
FT%	13-14 92.9%

Dead Ball Rebounds: 0, 0

Virginia - 76		Record: 16-3 (8-2)									
NO. Name	Min	FG M-A	3P M-A	FT M-A	Rebounds OR DR TOT	Fouls PF FD	TP	AS	TO	ST	Blocks BS BA +/-
1 Jayden Gardner	F 24:05	8-12	0-1	2-2	3 3 6	1 1	18	0	0	1	0 1 14
5 Ben Vander Plas	F 17:37	1-4	0-1	0-0	0 3 3	1 0	2	1	1	0	0 1 9
0 Kheii Clark	G 27:35	2-9	1-3	2-2	2 1 3	2 2	7	6	0	1	0 0 11
2 Reece Beekman	G 30:33	4-6	0-2	3-3	0 1 1	2 4	11	8			

THE LAST TIME

VIRGINIA INDIVIDUALS

- **Scored 30 points:** Kyle Guy vs. Marshall (12/31/18)
- **Scored 40 points:** Sean Singletary (41) at Miami (3/1/08)
- **Two players with 20 points:** Jay Huff (21) and Sam Hauser (21) vs. Syracuse (1/25/21)
- **Three players with 20 points:** Chris Williams (27), Roger Mason, Jr. (22) and Donald Hand (20) vs. Duke (1/5/00)
- **Four players with 20 points:** Chris Williams (23), Donald Hand (22), Adam Hall (21) and Travis Watson (20) vs. Georgetown (3/15/00)
- **A player with back-to-back 25-point games:** Joe Harris, 26 vs. Virginia Tech (2/12/13), 27 at North Carolina (2/16/13)
- **One player scored in double figures:** Jayden Gardner (17) vs. North Carolina (3/10/22)
- **No players scored in double figures:** vs. Florida (3/18/17)
- **Five players scored in double figures:** Kihei Clark (20), Armaan Franklin (15), Jayden Gardner (12), Reece Beekman (11), Ben Vander Plas (10) vs. Virginia Tech (1/18/23)
- **Six players scored in double figures:** Sean Singletary (27), Adrian Joseph (13), Jamil Tucker (13), Mamadi Diane (12), Calvin Baker (11) and Laurynas Mikaluskas (11) vs. Maryland (3/9/08)
- **Seven players scored in double figures:** Cornel Parker (20), Junior Burrough (15), Ted Jeffries (14), Cory Alexander (13), Jason Williford (12), Yuri Barnes (11) and Doug Smith (11) vs. Clemson (1/13/93)
- **Had 15 rebounds:** Mike Tobey (16) vs. Tennessee State (11/25/14)
- **Had 20 rebounds:** Mike Tobey (20) vs. Louisville (3/5/16)
- **Had 25 rebounds:** Bob Mortell (25) vs. Washington & Lee (2/27/60)
- **Two players with 10 rebounds:** Francisco Caffaro (12) and Jayden Gardner (10) at Notre Dame (1/29/22)
- **Three players with 10 rebounds:** Jay Huff (12), Kihei Clark (11) and Braxton Key (10) at Syracuse (11/6/19)
- **Double-Double:** Jayden Gardner (12 points, 11 rebounds) at Michigan (11/29/22)
- **Two players had a double-double:** Jayden Gardner (22 points, 10 rebounds) and Francisco Caffaro (11 points and 12 rebounds) at Notre Dame (1/29/22)
- **Three players had a double-double:** Jason Williford (10 pts, 15 rebs), Ted Jeffries (23 pts, 10 rebs), and Cornel Parker (11 pts, 11 rebs) at William & Mary (1/25/93)
- **Double-Double with points and assists:** Reece Beekman (11 points, 10 assists) vs. Baylor (11/18/22)
- **Triple-Double:** Ralph Sampson (15 pts, 22 rebs, 10 blks) vs. Old Dominion (12/29/79)
- **Three Double-Doubles in a row:** Sam Hauser [3] (13 pts, 10 rebs) at Notre Dame (12/30/20), (16 pts, 11 rebs) vs. Wake Forest (1/6/21), (17 pts, 10 rebs) at Boston College (1/9/21)
- **Four Double-Doubles in a row:** Mike Scott [5] (27 pts, 15 rebs) vs. Oklahoma (11/23/10), (16 pts, 10 rebs) vs. Wichita State (11/24/10), (17 pts, 12 rebs) at Minnesota (11/29/10), (21 pts, 13 rebs) at Virginia Tech (12/5/10), (10 pts, 13 rebs) vs. Radford (12/7/10)
- **20 points and 20 rebounds:** Travis Watson (21 points, 20 rebounds) vs. Wofford (1/2/03)
- **20 points and 10 rebounds:** Armaan Franklin (25 points, 10 rebounds) at Wake Forest (1/21/23)
- **13 assists:** Kihei Clark (13) vs. Navy (12/29/19)
- **11 assists:** Kihei Clark (11) vs. Syracuse (1/7/23)
- **10 assists:** Kihei Clark (11) vs. Syracuse (1/7/23)
- **5 blocked Shots:** Kadin Shedrick (6) vs. Clemson (12/22/21)
- **5 steals:** Reece Beekman (5) vs. North Carolina (1/10/23)
- **Led UVA in points, rebounds and assists:** Sam Hauser (15 points, 9 rebounds, 3 assists) vs. Ohio (3/20/21)
- **Hit a last second shot to win a game:** Reece Beekman at Duke (2/7/22) [3-pointer with 1.1 seconds remaining]
- **Played more than 40 minutes:** Reece Beekman (45) at North Texas (3/20/22)
- **Played 40 minutes:** Kihei Clark (40), vs. St. Bonaventure (3/22/22)

VIRGINIA TEAM

- **Won in Overtime:** 71-69 at North Texas (3/20/22)
- **Lost in Overtime:** 63-55 vs. Syracuse (1/11/20)
- **Played Two Overtimes:** at Virginia Tech, 80-78 2 OT (2/12/17)
- **Played Three Overtimes:** vs. Georgetown, L 115-111 (3/15/00)
- **Shot 70 percent for a half:** 70.4% (19-27) vs. Austin Peay - 1st Half (11/13/17)
- **Shot 60 percent in a game:** 60% (30-50) vs. Miami (2/5/22)
- **Shot less than 30 percent in a game:** 29.5% (13-44) vs. VCU (12/9/18)
- **Shot 100 percent from the free throw line:** 100% (10-10) vs. Boston College (1/28/23)
- **Shot 90 percent from the free throw line:** 91.3% (21-23) vs. Georgia Tech (2/12/22)
- **Shot 70 percent from 3-point line:** 72% (18-25) at Syracuse (3/4/19)
- **Shot less than 30 percent in a half:** 28% (7-25) in 1st Half vs. St. Bonaventure (3/22/22)
- **Shot less than 20 percent in a half:** 18.5% (5-27) in 1st Half vs. North Carolina (3/10/22)
- **Shot 55 percent or better and lost:** 58.5% (31-53) at North Carolina (2/16/13)
- **Shot 50 percent or better and lost:** 52.6% (30-57) vs. Iowa (11/29/21)
- **Attempted 50 FTs:** 52 (made 34) vs. Howard (12/12/94)
- **Attempted 35 3-pointers:** 38 (11-38) vs. Va. Tech (2/10/18)
- **Did Not Attempt a FT:** 0 vs. Wisconsin (11/27/17)
- **Made 30 FTs:** 31 (31 of 36) vs. Tennessee (3/18/07)
- **Made 15 3-pt FGs:** 15 at Wake Forest (1/21/23)
- **Failed to make a 3-pt FG:** vs. Louisville (0 of 6) (3/9/22)
- **Had 50 rebounds:** 50 vs. JMU (11/10/19)
- **Had 25 assists:** 26 vs. Iowa State (3/25/16)
- **Had 15 steals:** 16 vs. NC State (2/24/08)
- **Had 10 blocks:** 10 vs. JMU (12/6/22)
- **Scored 50 pts in a half:** 56 vs. Baylor, 2nd half (11/18/22)
- **Scored 60 pts in a half:** 60 vs. Gonzaga, 1st half (1/3/07)
- **Scored 70 pts in a half:** 70 vs. Coastal Carolina, 2nd half (11/20/00)
- **Scored 100 pts (ACC):** 103 vs. Maryland (1/16/07)
- **Scored 100 pts (non-conf):** 100 vs. Marshall (12/31/18)
- **Scored under 20 pts in 1st half:** 17 vs. St. Bonaventure (3/22/22)
- **Scored under 20 pts in 2nd half:** 19 at North Carolina (2/18/17)
- **Scored under 50 pts in a game:** 43 vs. North Carolina (3/10/22)
- **Defeated top-5 opponent:** 86-79 vs. #5 Baylor (11/18/22)
- **Defeated top-5 opponent on the road:** 65-63 at #4 Duke (1/27/18)
- **Defeated top-5 opponent at neutral site:** 86-79 vs. #5 Baylor (11/18/22)
- **Defeated top-ranked opponent:** 86-73 vs. #1 North Carolina (1/30/86)
- **Won when trailing by 16 points:** Trained 32-16 during 63-61 vs. Ohio State (11/30/16)
- **Won when trailing by 17 points:** Trained 31-14 during 61-58 overtime win vs. Maryland (3/10/13)
- **Consecutive games holding ACC opponents to fewer than 70 points at home:** 37 (current)

OPPONENT INDIVIDUALS

- **Scored 30 points:** Buddy Boeheim (31), Syracuse (3/11/21)
- **Scored 35 points:** Carsen Edwards (42), Purdue (3/30/19)
- **Scored 40 points:** Carsen Edwards (42), Purdue (3/30/19)
- **Scored 50 points:** Len Chappell (50), Wake (2/12/62)
- **Two players with 20 points:** Jericcole Hellems (21) and Tarquavion Smith (20) at NC State (1/22/22)
- **Two players with 25 points:** Corey Kispert (32) and Drew Timme (29) vs. Gonzaga (12/26/20)
- **Three players with 20 points:** Jordan McRae (21), Jarnell Stokes (20), Josh Richardson (20), at Tennessee (12/30/13)
- **Two players with 30 points:** Trevor Powell (31) and Tony Smith (31) at Marquette (2/3/90)
- **No players scored in double figures:** Lehigh (11/26/21)
- **Five players scored in double figures:** Jarace Walker (17), Marcus Sasser (13), Tramon Mark (13), Jamal Shead (11), J'Wan Roberts (10) vs. Houston (12/17/22)
- **Six players scored in double figures:** C.J. Harris (15), Ari Stewart (12), Travis McKie (12), J.T. Terrell (11), Ty Walker (11), Gary Clark (10), at Wake Forest (1/29/11)
- **Seven players scored in double figures:** Stanley Burrell (15), Drew Lavender (13), C.J. Anderson (12), B.J. Raymond (12), Josh Duncan (11), Charles Bronson (11) and Jason Love (10), at Xavier (1/3/08)
- **Double-Double:** Dominick Welch (10 points, 10 rebounds), St. Bonaventure (3/22/22)
- **Double-Double with points and assists:** Keifer Sykes (21 pts, 10 assts), at Green Bay (12/7/13)
- **Two players had a double-double:** Marvin Bagley III (30 pts, 14 rebs) & Wendell Carter Jr. (14 pts, 15 rebs), Duke (1/27/18)
- **Player had 20 points and 20 rebounds:** Armando Bacot (29 points, 22 rebounds), North Carolina (1/8/222)
- **Had 15 rebounds:** Amando Bacot (16), North Carolina (2/20/20)
- **Had 20 rebounds:** Armando Bacot (22), North Carolina (1/8/22)
- **Had 10 assists:** Keifer Sykes (10), at Green Bay (12/7/13)
- **5 Blocked Shots:** Moses Wright (5), Georgia Tech (1/23/21)
- **5 Steals:** Jordan Miller (7), Miami (2/5/22) & Jose Alvarado (6), Georgia Tech (1/23/21)
- **Hit a last second shot to win a game:** Matthew Cleveland, Florida State (2/26/22), 3-pointer at the end of regulation

OPPONENT TEAM

- **Shot less than 30 percent in a game:** 27.3% (15-55), JMU (12/6/22)
- **Shot less than 30 percent in a game (ACC):** 27.1% (13-48), Virginia Tech (1/4/20)
- **Shot 60 percent in a game:** 60% (30-50) at NC State (1/22/22)
- **Shot 55 percent or better and lost:** 55.3% (26-47), Cleveland State (11/25/09)
- **Scored 100 pts:** 106, Washington (11/22/10)
- **Scored 90 pts in an ACC game:** 93, North Carolina (2/16/13)
- **Scored 60 pts in a half:** 60, at Miami, 2nd half (3/1/08)
- **Scored 50 pts in a half:** 54, vs. Gonzaga, 2nd half (12/26/21)
- **Scored 45 pts in the first half:** 45, at Florida State (2/15/21)
- **Scored under 10 pts in 1st half:** 7, at Pitt (2/24/18)
- **Scored under 20 pts in 1st half:** 19, Georgia Tech (2/12/22)
- **Scored under 20 pts in 2nd half:** 19, vs. Towson (11/25/20)
- **Scored under 40 pts in a game:** 39, vs. Virginia Tech (1/4/20)
- **Had 25 assists:** 27, at Xavier (1/3/08)
- **Had 15 steals:** 15, VMI (11/16/08)
- **Had 10 blocks:** 10 at Maryland (3/5/11)
- **Failed to make a 3-pt FG:** Georgia Tech (1/22/15)



2022-23 Virginia Men's Basketball



0 · KIHEI CLARK
Gr. · G · 5-10 · 167
Woodland Hills, Calif.




1 · JAYDEN GARDNER
5th Year · F · 6-6 · 233
Wake Forest, N.C.




2 · REECE BEEKMAN
Jr. · G · 6-3 · 190
Milwaukee, Wis.




4 · ARMAAN FRANKLIN
Sr. · G · 6-4 · 200
Indianapolis, Ind.



5 · BEN VANDER PLAS
Gr. · F · 6-8 · 236
Ripon, Wis.



10 · TAINÉ MURRAY
So. · G · 6-5 · 205
Auckland, N.Z.



11 · ISAAC MCKNEELY
Fr. · G · 6-4 · 179
Poca, W.Va.



12 · CHASE COLEMAN
Sr. · G · 5-10 · 165
Norfolk, Va.



13 · RYAN DUNN
Fr. · G · 6-8 · 208
Freeport, N.Y.



21 · KADIN SHEDRICK
R-Jr. · F · 6-11 · 231
Raleigh, N.C.



22 · FRANCISCO CAFFARO
R-Sr. · C · 7-1 · 254
Sante Fe, Argentina



23 · ISAAC TRAUDT
Fr. · F · 6-10 · 229
Grand Island, Neb.



24 · TRISTAN HOW
Jr. · F · 6-7 · 202
Virginia Beach, Va.



35 · LEON BOND III
Fr. · G/F · 6-5 · 200
Wauwatosa, Wis.



TONY BENNETT
Head Coach
14th Season



KIHEI CLARK

Graduate Student • Guard • 5-10 • 167
Woodland Hills, Calif. • Taft Charter

2022-23 HIGHLIGHTS

- Cousy Award Preseason Top-20 Watch List
- Had 9 points, five assists and four rebounds vs. NCCU (11/7/22)
- Recorded eight points, seven assists and two steals vs. Monmouth (11/11/22)
- Scored 12 points and had two steals vs. Illinois (11/20/22)
- Handed out a game-high eight assists vs. UMES (11/25/22)
- Scored 16 points at Michigan (11/29/22)
- Recorded game-high 18 points (9 of 10 FT) vs. FSU (12/3/22)
- Scored 18 points and dished seven assists vs. JMU (12/6/22)
- Registered nine points and eight assists vs. Houston (12/17/22)
- Tallied 13 points and three steals at Miami (12/20/22)
- Registered eight points and 10 assists, including his 600th career assist, in his school record 139th game vs. UAlbany (12/28/22)
- Team-highs in points (15) and assists (8) at Georgia Tech (12/31/22)
- Game-high 17 points and eight assists at Pitt (1/3/23)
- Tallied a game-high 11 assists vs. Syracuse (1/7/23)
- Had nine points and game-high six assists at Florida State (1/14/23)
- Recorded 20 points and five assists vs. Virginia Tech (1/18/23)

CLARK CAREER STATISTICS

SEASON	TEAM	GP-GS	MIN	Field Goals		3-Point		F-Throws		Rebounds				Scoring						
				FG-FGA	FG%	3FG-3FGA	3FG%	FT-FTA	FT%	OFF	DEF	TOT	AVG	PF	FO	A	TO	BLK	STL	PTS
2018-19	UVa	38-20	1020/26.8	55-157	.350	29-85	.341	33-40	.825	16	73	89	2.3	52-0	97	39	0	28	172	4.5
2019-20	UVa	30-30	1112/37.1	105-280	.375	36-96	.375	78-89	.876	11	114	125	4.2	54-0	176	105	3	37	324	10.8
2020-21	UVa	25-23	850/34.0	85-207	.411	20-62	.323	47-64	.734	6	45	51	2.0	30-0	113	53	0	18	237	9.5
2021-22	UVa	35-35	1263/36.1	117-302	.387	54-156	.346	61-78	.782	12	91	103	2.9	40-0	153	77	4	30	349	10.0
2022-23	UVa	19-19	623/32.8	67-159	.421	23-59	.390	58-77	.753	10	42	52	2.7	30-0	111	37	3	25	215	11.3
TOTAL		147-127	4868/33.1	429-1105	.388	162-458	.354	277-348	.796	55	365	420	2.9	206-0	650	311	10	138	1297	8.8

Single Game Highs

Statistic	Value	
Points	25	vs Duke 02/23/22
Rebounds	11	at Syracuse 11/06/19
Assists	13	vs Navy 12/29/19
Steals	3	13 times
Blocks	1	10 times
FG Made	9	vs Duke 02/23/22
FG Attempts	16	vs Florida St. 02/26/22
3FG Made	6	vs Duke 02/23/22
3FG Attempts	11	vs Duke 02/23/22
FT Made	10	vs Boston College 02/01/22
FT Attempts	12	vs Kent St. 12/04/20, vs James Madison 12/06/22

CLARK 2022-23 GAME-BY-GAME

Opponent	Date	GS	MIN	Total		3-Pointers		Free throws		Rebounds				PF	A	TO	BLK	STL	PTS	AVG	
				FG-FGA	PCT	3FG-3FGA	PCT	FT-FTA	PCT	OFF	DEF	TOT	AVG								
N.C. Central	11/07/2022	*	34:08	3-9	.333	2-6	.333	1-4	.250	0	2	2	2.0	1	5	2	0	0	9	9.0	
Monmouth	11/11/2022	*	20:26	3-4	.750	2-3	.667	0-0	.000	1	0	1	1.5	1	7	0	0	2	8	8.5	
vs Baylor	11/18/2022	*	35:23	3-8	.375	1-2	.500	0-0	.000	0	4	4	2.3	0	3	3	0	0	7	8.0	
vs Illinois	11/20/2022	*	34:10	4-9	.444	2-4	.500	2-2	1.000	1	2	3	2.5	1	3	2	0	2	12	9.0	
UMES	11/25/2022	*	31:01	1-4	.250	0-1	.000	3-3	1.000	0	2	2	2.4	1	8	2	1	2	5	8.2	
at Michigan	11/29/2022	*	38:02	4-9	.444	1-2	.500	7-8	.875	0	2	2	2.3	1	4	1	0	1	16	9.5	
Florida St.	12/03/2022	*	35:27	4-9	.444	1-3	.333	9-10	.900	1	2	3	2.4	0	3	3	0	1	18	10.7	
James Madison	12/06/2022	*	38:56	5-11	.455	2-5	.400	6-12	.500	0	2	2	2.4	1	7	3	0	1	18	11.6	
Houston	12/17/2022	*	35:18	2-8	.250	1-5	.200	4-4	1.000	0	2	2	2.3	4	8	2	0	1	9	11.3	
at Miami (FL)	12/20/2022	*	30:00	2-10	.200	1-3	.333	8-9	.889	2	2	4	2.5	2	3	0	0	3	13	11.5	
UAlbany	12/28/2022	*	26:41	3-4	.750	1-1	1.000	1-2	.500	0	4	4	2.6	1	10	2	0	2	8	11.2	
at Georgia Tech	12/31/2022	*	30:34	6-9	.667	2-3	.667	1-3	.333	1	1	2	2.6	1	8	3	0	3	15	11.5	
at Pittsburgh	01/03/2023	*	34:38	7-12	.583	2-5	.400	1-1	1.000	0	4	4	2.7	4	8	5	0	0	17	11.9	
Syracuse	01/07/2023	*	32:24	2-5	.400	0-1	.000	1-2	.500	1	1	2	2.6	3	11	3	0	2	5	11.4	
North Carolina	01/10/2023	*	37:49	3-8	.375	0-1	.000	1-3	.333	0	2	2	2.6	2	2	2	0	2	7	11.1	
at Florida St.	01/14/2023	*	36:12	4-10	.400	0-2	.000	1-1	1.000	0	5	5	2.8	1	6	1	0	1	9	11.0	
Virginia Tech	01/18/2023	*	35:48	7-14	.500	2-5	.400	4-4	1.000	0	2	2	2.7	0	5	1	1	1	20	11.5	
at Wake Forest	01/21/2023	*	28:29	2-7	.286	2-4	.500	6-7	.857	1	2	3	2.7	4	4	2	1	0	12	11.6	
Boston College	01/28/2023	*	27:35	2-9	.222	1-3	.333	2-2	1.000	2	1	3	2.7	2	6	0	0	1	7	11.3	
Totals			19	623:01	67-159	.421	23-59	.390	58-77	.753	10	42	52	2.7	30	111	37	3	25	215	11.3

Player Averages

Games Played	Minutes/game	Points/game	FG Pct	3FG Pct	FT Pct	Rebounds/game	Assists/game	Turnovers/game	Assist/Turnover ratio	Steals/game	Blocks/game
19	32.8	11.3	42.1	39.0	75.3	2.7	5.8	1.9	3.0	1.3	0.2



1 JAYDEN GARDNER

Fifth Year • Forward • 6-6 • 233
Wake Forest, N.C. • Heritage • East Carolina

2022-23 HIGHLIGHTS

- Preseason All-ACC second team
- Malone Award Preseason Top-20 Watch List
- Surpassed 2,000 career points with three points vs. NCCU (11/7/22)
- Recorded 12 points and five rebounds vs. Illinois (11/20/22)
- Scored game-high 26 points (12 of 15 FG) vs. UMES (11/22/22)
- Registered 12 points and 11 rebounds at Michigan (11/29/22)
- Tallied 14 points and eight rebounds vs. JMU (12/6/22)
- Netted 13 points along with six rebounds vs. Houston (12/17/22)
- Recorded 16 points and seven rebounds vs. UAlbany (12/28/22)
- Scored 14 points at Georgia Tech (12/31/22)
- Scored 10 points and grabbed 1,000th career rebound vs. Syracuse (1/7/23)
- Tallied 12 points and four rebounds vs. Virginia Tech (1/18/23)
- Recorded 18 points and six rebounds vs. Boston College (1/28/23)

GARDNER CAREER STATISTICS

SEASON	TEAM	GP-GS	MIN/AVG	Field Goals		3-Point			F-Throws		Rebounds				Scoring					
				FG-FGA	FG%	3FG-3FGA	3FG%	FT-FTA	FT%	OFF	DEF	TOT	AVG	PF-FO	A	TO	BLK	STL	PTS	AVG
2018-19	ECU	31-31	948/30.6	166-337	.493	2-10	.200	171-228	.750	93	169	262	8.5	88-3	39	75	14	24	505	16.3
2019-20	ECU	31-30	1066/34.4	223-428	.521	4-20	.200	160-218	.734	91	194	285	9.2	91-4	67	83	15	34	610	19.7
2020-21	ECU	19-18	665/35.0	123-257	.479	3-6	.500	98-133	.737	39	119	158	8.3	42-0	27	45	3	11	347	18.3
2021-22	UVa	35-35	1144/32.7	219-437	.501	3-14	.214	96-121	.793	80	143	223	6.4	74-0	50	52	13	18	537	15.3
2022-23	UVa	19-19	446/23.5	80-152	.526	0-1	.000	39-63	.619	31	59	90	4.7	32-0	10	16	8	16	199	10.5
TOTAL FOR UVa		54-54	1590/29.4	299-589	.508	3-15	.200	135-184	.734	111	202	313	5.8	106-0	60	68	21	34	736	13.6
TOTAL		135-133	4269/31.6	811-1611	.503	12-51	.235	564-763	.739	334	684	1018	7.5	327-7	193	271	53	103	2198	16.3

Single Game Highs

Statistic	Value
Points	35 at UCF 01/13/19
Rebounds	20 at UCF 01/13/19
Assists	4 10 times
Steals	3 4 times
Blocks	3 vs Georgia Tech 02/12/22, at Miami (FL) 02/19/22
FG Made	14 vs Fairleigh Dickinson 12/18/21
FG Attempts	24 vs Temple 02/23/20
3FG Made	2 vs UCF 03/04/21, vs Iowa 11/29/21
3FG Attempts	4 vs SMU 01/11/20, vs Clemson 12/22/21
FT Made	16 vs App State 11/30/18
FT Attempts	19 vs App State 11/30/18

GARDNER 2022-23 GAME-BY-GAME

Opponent	Date	GS	MIN	Total		3-Pointers		Free throws		Rebounds				PF	A	TO	BLK	STL	PTS	AVG	
				FG-FGA	PCT	3FG-3FGA	PCT	FT-FTA	PCT	OFF	DEF	TOT	AVG								
N.C. Central	11/07/2022	*	19:41	0-4	.000	0-0	.000	3-5	.600	4	5	9	9.0	0	0	0	0	0	3	3.0	
Monmouth	11/11/2022	*	15:46	3-7	.429	0-0	.000	3-4	.750	3	2	5	7.0	4	1	0	0	0	9	6.0	
vs Baylor	11/18/2022	*	17:12	1-4	.250	0-0	.000	5-7	.714	0	3	3	5.7	2	2	2	0	1	7	6.3	
vs Illinois	11/20/2022	*	26:46	3-5	.600	0-0	.000	6-9	.667	2	3	5	5.5	1	1	3	0	1	12	7.8	
UMES	11/25/2022	*	25:01	12-15	.800	0-0	.000	2-5	.400	0	3	3	5.0	2	0	0	0	0	26	11.4	
at Michigan	11/29/2022	*	33:07	6-15	.400	0-0	.000	0-0	.000	3	8	11	6.0	1	2	1	0	3	12	11.5	
Florida St.	12/03/2022	*	23:29	5-9	.556	0-0	.000	0-0	.000	5	2	7	6.1	2	0	3	2	2	10	11.3	
James Madison	12/06/2022	*	32:22	5-7	.714	0-0	.000	4-8	.500	2	6	8	6.4	2	0	1	2	2	14	11.6	
Houston	12/17/2022	*	33:17	4-8	.500	0-0	.000	5-6	.833	2	4	6	6.3	0	0	0	1	0	13	11.8	
at Miami (FL)	12/20/2022	*	20:26	4-6	.667	0-0	.000	0-2	.000	0	2	2	5.9	2	0	0	0	2	8	11.4	
UAlbany	12/28/2022	*	27:15	7-11	.636	0-0	.000	2-3	.667	3	4	7	6.0	0	0	0	2	0	16	11.8	
at Georgia Tech	12/31/2022	*	22:01	7-12	.583	0-0	.000	0-0	.000	0	2	2	5.7	2	1	1	0	1	14	12.0	
at Pittsburgh	01/03/2023	*	23:22	2-7	.286	0-0	.000	0-0	.000	1	2	3	5.5	2	1	0	0	2	4	11.4	
Syracuse	01/07/2023	*	26:54	4-11	.364	0-0	.000	2-3	.667	1	2	3	5.3	2	0	0	0	0	10	11.3	
North Carolina	01/10/2023	*	15:01	1-2	.500	0-0	.000	1-2	.500	0	1	1	5.0	3	0	1	0	0	3	10.7	
at Florida St.	01/14/2023	*	18:45	1-4	.250	0-0	.000	1-2	.500	1	2	3	4.9	3	0	1	0	0	3	10.3	
Virginia Tech	01/18/2023	*	21:43	5-6	.833	0-0	.000	2-3	.667	1	3	4	4.8	3	1	2	0	1	12	10.4	
at Wake Forest	01/21/2023	*	19:37	2-7	.286	0-0	.000	1-2	.500	0	2	2	4.7	0	1	1	1	0	5	10.1	
Boston College	01/28/2023	*	24:05	8-12	.667	0-1	.000	2-2	1.000	3	3	6	4.7	1	0	0	0	1	18	10.5	
Totals			19	445:50	80-152	.526	0-1	.000	39-63	.619	31	59	90	4.7	32	10	16	8	16	199	10.5

Player Averages

Games Played	Minutes/game	Points/game	FG Pct	3FG Pct	FT Pct	Rebounds/game	Assists/game	Turnovers/game	Assist/Turnover ratio	Steals/game	Blocks/game
19	23.5	10.5	52.6	0.0	61.9	4.7	0.5	0.8	0.6	0.8	0.4



2 REECE BEEKMAN

Junior • Guard • 6-3 • 190
Baton Rouge, La. • Scotlandville Magnet

2022-23 HIGHLIGHTS

- MVP of Continental Main Event in Las Vegas (11/20/21)
- ACC Player of the Week (11/21/22)
- Netted 10 points with five assists vs. NCCU (11/7/22)
- Had seven points and six assists vs. Monmouth (11/11/22)
- Recorded 10 points and 10 assists vs. Baylor (11/18/22)
- Registered 17 points and three steals vs. Illinois (11/20/22)
- Tallied nine points, five rebounds and four steals vs. UMES (11/25/22)
- Scored team-high 18 points at Michigan (11/29/22)
- Played four minutes before leaving with injury vs. JMU (12/6/22)
- Posted 10 points, nine rebounds and nine assists at Miami (12/20/22)
- Missed the UAlbany (12/28/22) game due to injury
- Tallied 12 points and six rebounds at Pitt (1/3/23)
- Recorded 13 points and seven rebounds vs. Syracuse (1/7/23)
- Scored 13 points along with five assists and five steals vs. UNC (1/10/23)
- Scored 11 points along with seven assists vs. Virginia Tech (1/18/23)
- Recorded 11 points and eight assists vs. Boston College (1/28/23)

BEEKMAN CAREER STATISTICS

SEASON	TEAM	GP-GS	MIN/AVG	Field Goals		3-Point		F-Throws		Rebounds				Scoring						
				FG-FGA	FG%	3FG-3FGA	3FG%	FT-FTA	FT%	OFF	DEF	TOT	AVG	PF-FO	A	TO	BLK	STL	PTS	AVG
2020-21	UVa	25-20	733/29.3	42-110	.382	9-37	.243	25-33	.758	5	66	71	2.8	37-0	75	29	10	30	118	4.7
2021-22	UVa	35-35	1228/35.1	115-256	.449	22-65	.338	35-46	.761	15	121	136	3.9	62-2	181	50	25	73	287	8.2
2022-23	UVa	18-18	543/30.1	58-133	.436	21-47	.447	41-49	.837	10	48	58	3.2	34-0	95	31	8	25	178	9.9
TOTAL		78-73	2504/32.1	215-499	.431	52-149	.349	101-128	.789	30	235	265	3.4	133-2	351	110	43	128	583	7.5

Single Game Highs

Statistic	Value	
Points	20	vs Clemson 12/22/21
Rebounds	12	at Louisville 03/05/22
Assists	11	vs Louisville 01/24/22
Steals	6	vs Navy 11/09/21
Blocks	2	9 times
FG Made	8	at Pittsburgh 01/19/22
FG Attempts	12	at North Carolina 01/08/22, vs North Carolina 01/10/23, vs Illinois 11/20/22
3FG Made	3	4 times
3FG Attempts	5	4 times
FT Made	6	vs Illinois 11/20/22
FT Attempts	8	vs Illinois 11/20/22

BEEKMAN 2022-23 GAME-BY-GAME

Opponent	Date	GS	MIN	Total		3-Pointers		Free throws		Rebounds				PF	A	TO	BLK	STL	PTS	AVG	
				FG-FGA	PCT	3FG-3FGA	PCT	FT-FTA	PCT	OFF	DEF	TOT	AVG								
N.C. Central	11/07/2022	*	26:05	3-7	.429	2-3	.667	2-2	1.000	0	3	3	3.0	3	5	4	0	1	10	10.0	
Monmouth	11/11/2022	*	21:27	2-7	.286	1-4	.250	2-2	1.000	1	1	2	2.5	2	6	1	2	2	7	8.5	
vs Baylor	11/18/2022	*	33:32	2-6	.333	2-2	1.000	4-4	1.000	0	1	1	2.0	1	10	3	1	1	10	9.0	
vs Illinois	11/20/2022	*	33:35	5-12	.417	1-3	.333	6-8	.750	1	3	4	2.5	2	3	1	0	3	17	11.0	
UMES	11/25/2022	*	28:08	3-5	.600	1-1	1.000	2-2	1.000	0	5	5	3.0	0	2	2	1	4	9	10.6	
at Michigan	11/29/2022	*	38:06	7-10	.700	1-1	1.000	3-4	.750	1	3	4	3.2	1	5	1	0	1	18	11.8	
Florida St.	12/03/2022	*	31:08	1-7	.143	0-3	.000	5-6	.833	0	4	4	3.3	3	5	1	1	0	7	11.1	
James Madison	12/06/2022	*	03:47	1-1	1.000	0-0	.000	0-0	.000	0	0	0	2.9	0	1	0	0	0	2	10.0	
Houston	12/17/2022	*	33:33	1-5	.200	1-3	.333	1-2	.500	1	2	3	2.9	4	5	3	1	1	4	9.3	
at Miami (FL)	12/20/2022	*	34:31	5-9	.556	0-1	.000	0-1	.000	2	7	9	3.5	3	9	4	0	0	10	9.4	
at Georgia Tech	12/31/2022	*	26:45	3-6	.500	2-3	.667	0-0	.000	1	3	4	3.5	1	4	2	0	2	8	9.3	
at Pittsburgh	01/03/2023	*	35:32	4-9	.444	3-5	.600	1-1	1.000	0	6	6	3.8	2	3	1	0	0	12	9.5	
Syracuse	01/07/2023	*	31:18	3-5	.600	2-3	.667	5-6	.833	0	1	1	3.5	3	7	1	0	2	13	9.8	
North Carolina	01/10/2023	*	38:30	5-12	.417	0-2	.000	3-4	.750	0	2	2	3.4	0	5	2	1	5	13	10.0	
at Florida St.	01/14/2023	*	36:21	3-10	.300	2-3	.667	0-0	.000	1	2	3	3.4	2	4	1	0	0	8	9.9	
Virginia Tech	01/18/2023	*	34:41	4-10	.400	1-3	.333	2-2	1.000	1	2	3	3.4	1	7	0	1	1	11	9.9	
at Wake Forest	01/21/2023	*	24:59	2-6	.333	2-5	.400	2-2	1.000	1	2	3	3.4	4	6	0	0	1	8	9.8	
Boston College	01/28/2023	*	30:33	4-6	.667	0-2	.000	3-3	1.000	0	1	1	3.2	2	8	4	0	1	11	9.9	
Totals			18	542:31	58-133	.436	21-47	.447	41-49	.837	10	48	58	3.2	34	95	31	8	25	178	9.9

Player Averages

Games Played	Minutes/game	Points/game	FG Pct	3FG Pct	FT Pct	Rebounds/game	Assists/game	Turnovers/game	Assist/Turnover ratio	Steals/game	Blocks/game
18	30.1	9.9	43.6	44.7	83.7	3.2	5.3	1.7	3.1	1.4	0.4



4 ARMAAN FRANKLIN

Senior • Guard • 6-4 • 200
Indianapolis, Ind. • Cathedral • Indiana

2022-23 HIGHLIGHTS

- Scored game-high 21 points (4-7 3FGs) vs. NCCU (11/7/22)
- Set career highs in points (26), free throws (9) and free throw attempts (10) vs. Baylor (11/18/22)
- Scored eight points vs. JMU (12/6/22)
- Scored 10 points vs. Houston (12/17/22)
- Tallied 20 points and career-high two blocked vs. UAlbany (12/28/22)
- Scored 11 points along with a career-high five steals at Georgia Tech (12/31/22)
- Netted 14 points and four rebounds at Pitt (1/3/23)
- Scored team-high 16 points (4-9 3FG) vs. Syracuse (1/7/23)
- Recorded 12 points and career highs in rebounds (9) and blocks (3) vs. UNC (1/10/23)
- Scored game-high 20 points and added team-high seven rebounds at Florida State (1/14/23)
- Tallied 15 points vs. Virginia Tech (1/18/23)
- Scored 25 points and added career-high 10 rebounds for first career double-double at Wake Forest (1/21/23)
- Scored 18 points vs. Boston College (1/28/23)

FRANKLIN CAREER STATISTICS

SEASON	TEAM	GP-GS	MIN/AVG	Field Goals		3-Point		F-Throws		Rebounds				Scoring						
				FG-FGA	FG%	3FG-3FGA	3FG%	FT-FTA	FT%	OFF	DEF	TOT	AVG	PF-FO	A	TO	BLK	STL	PTS	AVG
2019-20	IND	32-9	441/13.8	39-112	.348	17-64	.266	24-39	.615	2	50	52	1.6	43-0	41	30	3	8	119	3.7
2020-21	IND	22-20	664/30.2	87-203	.429	36-85	.424	40-54	.741	13	78	91	4.1	61-3	47	48	5	26	250	11.4
2021-22	UVa	35-34	1031/29.5	140-357	.392	53-179	.296	57-75	.760	11	86	97	2.8	71-0	49	43	9	35	390	11.1
2022-23	UVa	19-19	556/29.3	84-196	.429	43-105	.410	38-51	.745	12	78	90	4.7	28-0	24	18	10	18	249	13.1
TOTAL FOR UVa		54-53	1587/29.4	224-553	.405	96-284	.338	95-126	.754	23	164	187	3.5	99-0	73	61	19	53	639	11.8
TOTAL		108-82	2691/24.9	350-868	.403	149-433	.344	159-219	.726	38	292	330	3.1	203-3	161	139	27	87	1008	9.3

Single Game Highs


Statistic	Value	
Points	26	vs Baylor 11/18/22
Rebounds	10	at Wake Forest 01/21/23
Assists	8	vs Western Ill. 11/05/19
Steals	5	at Georgia Tech 12/31/22
Blocks	3	vs North Carolina 01/10/23
FG Made	9	at Wake Forest 01/21/23
FG Attempts	21	at Wake Forest 01/21/23
3FG Made	5	7 times
3FG Attempts	13	at Wake Forest 01/21/23
FT Made	9	vs Baylor 11/18/22
FT Attempts	10	vs Baylor 11/18/22

FRANKLIN 2022-23 GAME-BY-GAME

Opponent	Date	GS	MIN	Total		3-Pointers		Free throws		Rebounds				PF				PTS	AVG	
				FG-FGA	PCT	3FG-3FGA	PCT	FT-FTA	PCT	OFF	DEF	TOT	AVG	PF	A	TO	BLK			STL
N.C. Central	11/07/2022	*	34:52	5-9	.556	4-7	.571	7-8	.875	1	3	4	4.0	1	1	0	0	0	21	21.0
Monmouth	11/11/2022	*	18:22	3-6	.500	2-4	.500	0-0	.000	0	3	3	3.5	3	0	2	0	0	8	14.5
vs Baylor	11/18/2022	*	33:26	7-12	.583	3-6	.500	9-10	.900	1	3	4	3.7	2	1	1	0	3	26	18.3
vs Illinois	11/20/2022	*	33:50	4-12	.333	1-5	.200	0-0	.000	0	5	5	4.0	3	0	2	0	2	9	16.0
UMES	11/25/2022	*	27:21	2-6	.333	1-4	.250	0-0	.000	0	4	4	4.0	0	3	0	0	0	5	13.8
at Michigan	11/29/2022	*	25:58	1-6	.167	0-2	.000	0-2	.000	0	4	4	4.0	2	0	1	0	0	2	11.8
Florida St.	12/03/2022	*	21:53	3-7	.429	2-4	.500	1-2	.500	0	2	2	3.7	3	0	3	1	0	9	11.4
James Madison	12/06/2022	*	26:15	3-8	.375	2-5	.400	0-0	.000	0	3	3	3.6	4	2	1	0	1	8	11.0
Houston	12/17/2022	*	24:10	3-6	.500	2-3	.667	2-2	1.000	0	6	6	3.9	1	0	1	0	0	10	10.9
at Miami (FL)	12/20/2022	*	13:04	0-7	.000	0-3	.000	0-0	.000	0	2	2	3.7	0	0	0	1	0	0	9.8
UAlbany	12/28/2022	*	31:08	7-13	.538	3-6	.500	3-3	1.000	1	1	2	3.5	0	0	1	2	0	20	10.7
at Georgia Tech	12/31/2022	*	31:28	3-12	.250	3-9	.333	2-2	1.000	2	1	3	3.5	1	4	0	0	5	11	10.8
at Pittsburgh	01/03/2023	*	30:08	6-12	.500	2-3	.667	0-0	.000	1	3	4	3.5	1	3	0	0	2	14	11.0
Syracuse	01/07/2023	*	33:54	4-11	.364	4-9	.444	4-7	.571	2	4	6	3.7	1	3	1	1	2	16	11.4
North Carolina	01/10/2023	*	36:26	4-13	.308	0-5	.000	4-7	.571	1	8	9	4.1	0	2	1	3	0	12	11.4
at Florida St.	01/14/2023	*	32:56	8-13	.615	4-7	.571	0-0	.000	1	6	7	4.3	2	0	1	0	1	20	11.9
Virginia Tech	01/18/2023	*	32:44	6-9	.667	2-3	.667	1-1	1.000	0	5	5	4.3	1	1	0	0	0	15	12.1
at Wake Forest	01/21/2023	*	37:24	9-21	.429	5-13	.385	2-4	.500	1	9	10	4.6	2	1	0	1	0	25	12.8
Boston College	01/28/2023	*	30:28	6-13	.462	3-7	.429	3-3	1.000	1	6	7	4.7	1	3	3	1	2	18	13.1
Totals			19 555:46	84-196	.429	43-105	.410	38-51	.745	12	78	90	4.7	28	24	18	10	18	249	13.1

Player Averages

Games Played	Minutes/game	Points/game	FG Pct	3FG Pct	FT Pct	Rebounds/game	Assists/game	Turnovers/game	Assist/Turnover ratio	Steals/game	Blocks/game
19	29.3	13.1	42.9	41.0	74.5	4.7	1.3	0.9	1.3	0.9	0.5



5 BEN VANDER PLAS

Graduate Student • Forward • 6-8 • 236
Ripon, Wis. • Ripon • Ohio University

2022-23 HIGHLIGHTS

- Recorded seven points and four rebounds in UVA debut vs. NCCU (11/7/22)
- Tallied 10 points, three rebounds and three assists vs. Monmouth (11/11/22)
- Scored 14 points vs. Baylor (11/18/22)
- Tallied eight points and game-high 10 rebounds vs. Illinois (11/20/22)
- Scored 10 points at Michigan (11/29/22)
- Netted 20 points (4-9 3FG) at Miami (12/20/22)
- Secured his 800th career rebound at Georgia Tech (12/31/22)
- Registered 17 points, eight rebounds and career-high three blocks vs. UNC (1/10/23)
- Netted 15 points along with team-high seven rebounds and three assists at Florida State (1/14/23)
- Recorded 10 points, seven rebounds and three assists vs. Virginia Tech (1/18/23)
- Contributed eight points and seven rebounds at Wake Forest (1/21/23)

VANDER PLAS CAREER STATISTICS

SEASON	TEAM	GP-GS	MIN/AVG	Field Goals		3-Point		F-Throws		Rebounds				Scoring						
				FG-FGA	FG%	3FG-3FGA	3FG%	FT-FTA	FT%	OFF	DEF	TOT	AVG	PF-FO	A	TO	BLK	STL	PTS	AVG
2018-19	Ohio	31-1	718/23.2	94-231	.407	50-162	.309	29-41	.707	40	122	162	5.2	55-0	48	33	15	28	267	8.6
2019-20	Ohio	31-31	1022/33.0	183-372	.492	41-137	.299	80-135	.593	39	175	214	6.9	84-2	86	89	21	32	487	15.7
2020-21	Ohio	25-25	845/33.8	114-263	.433	51-146	.349	42-55	.764	19	126	145	5.8	60-1	94	58	15	36	321	12.8
2021-22	Ohio	35-35	1237/35.4	166-362	.459	67-198	.338	98-138	.710	40	197	237	6.8	81-3	107	63	16	62	497	14.2
2022-23	Uva	19-5	450/23.7	50-121	.413	25-76	.329	22-35	.629	15	69	84	4.4	31-0	28	14	8	11	147	7.7
TOTAL FOR Uva		19-5	450/23.7	50-121	.413	25-76	.329	22-35	.629	15	69	84	4.4	31-0	28	14	8	11	147	7.7
TOTAL		141-97	4273/30.3	607-1349	.450	234-719	.325	271-404	.671	153	689	842	6.0	311-6	363	257	75	169	1719	12.2

Single Game Highs


Statistic	Value	
Points	30	vs Miami (OH) 02/15/22
Rebounds	13	at Central Mich. 02/16/19, at Western Mich. 01/04/20
Assists	10	vs Central Mich. 02/22/22
Steals	4	10 times
Blocks	3	vs North Carolina 01/10/23
FG Made	11	at Buffalo 01/14/20, vs Toledo 03/12/21
FG Attempts	20	at Buffalo 01/14/20
3FG Made	6	at Akron 03/02/19, vs Kent St. 01/07/22
3FG Attempts	11	at Bowling Green 03/01/22
FT Made	9	vs Miami (OH) 02/15/22, at NIU 03/04/22
FT Attempts	12	vs Central Mich. 03/09/20

VANDER PLAS 2022-23 GAME-BY-GAME

Opponent	Date	GS	MIN	Total		3-Pointers		Free throws		Rebounds				PF		A		TO		BLK		STL		PTS		AVG	
				FG-FGA	PCT	3FG-3FGA	PCT	FT-FTA	PCT	OFF	DEF	TOT	AVG	PF	A	TO	BLK	STL	PTS	AVG							
N.C. Central	11/07/2022		22:52	2-5	.400	2-4	.500	1-2	.500	0	4	4	4.0	1	2	0	1	1	7	7.0							
Monmouth	11/11/2022		19:11	3-4	.750	2-3	.667	2-3	.667	0	3	3	3.5	1	3	0	1	0	10	8.5							
vs Baylor	11/18/2022		24:06	4-5	.800	2-3	.667	4-6	.667	0	2	2	3.0	1	1	1	0	1	14	10.3							
vs Illinois	11/20/2022		24:10	0-3	.000	0-3	.000	8-9	.889	2	8	10	4.8	2	2	1	0	0	8	9.8							
UMES	11/25/2022		19:07	1-3	.333	0-0	.000	0-1	.000	3	4	7	5.2	3	2	0	0	1	2	8.2							
at Michigan	11/29/2022		24:23	4-5	.800	1-1	1.000	1-2	.500	0	0	0	4.3	1	1	1	0	0	10	8.5							
Florida St.	12/03/2022		26:36	3-11	.273	1-5	.200	0-0	.000	1	3	4	4.3	2	1	0	1	0	7	8.3							
James Madison	12/06/2022		25:55	1-4	.250	0-3	.000	1-2	.500	0	5	5	4.4	2	1	2	0	0	3	7.6							
Houston	12/17/2022		16:59	0-7	.000	0-6	.000	0-0	.000	0	0	0	3.9	0	1	1	0	0	0	6.8							
at Miami (FL)	12/20/2022		27:18	7-13	.538	4-9	.444	2-3	.667	2	2	4	3.9	3	2	1	0	0	20	8.1							
UAlbany	12/28/2022	*	15:06	1-4	.250	1-4	.250	0-2	.000	1	1	2	3.7	3	1	0	1	0	3	7.6							
at Georgia Tech	12/31/2022		21:04	1-3	.333	0-1	.000	1-2	.500	1	5	6	3.9	0	0	0	0	2	3	7.3							
at Pittsburgh	01/03/2023		21:57	1-4	.250	0-3	.000	0-0	.000	1	0	1	3.7	2	0	0	0	2	2	6.8							
Syracuse	01/07/2023		24:45	2-7	.286	2-6	.333	0-0	.000	0	4	4	3.7	1	1	2	1	1	6	6.8							
North Carolina	01/10/2023		26:38	6-10	.600	3-7	.429	2-3	.667	1	7	8	4.0	2	1	0	3	2	17	7.5							
at Florida St.	01/14/2023	*	34:10	6-11	.545	3-6	.500	0-0	.000	0	7	7	4.2	2	3	1	0	0	15	7.9							
Virginia Tech	01/18/2023	*	29:33	4-11	.364	2-7	.286	0-0	.000	1	6	7	4.4	1	3	1	0	1	10	8.1							
at Wake Forest	01/21/2023	*	28:56	3-7	.429	2-4	.500	0-0	.000	2	5	7	4.5	3	2	2	0	0	8	8.1							
Boston College	01/28/2023	*	17:37	1-4	.250	0-1	.000	0-0	.000	0	3	3	4.4	1	1	1	0	0	2	7.7							
Totals			5	450:23	50-121	.413	25-76	.329	22-35	.629	15	69	84	4.4	31	28	14	8	11	147	7.7						

Player Averages

Games Played	Minutes/game	Points/game	FG Pct	3FG Pct	FT Pct	Rebounds/game	Assists/game	Turnovers/game	Assist/Turnover ratio	Steals/game	Blocks/game
19	23.7	7.7	41.3	32.9	62.9	4.4	1.5	0.7	2.0	0.6	0.4



10 TAINÉ MURRAY

Sophomore • Guard • 6-5 • 205
Auckland, N.Z. • Rosmini College

2022-23 HIGHLIGHTS

- Netted seven points in 16 minutes vs. Monmouth (11/11/22)
- Played 12 minutes vs. UMES (11/25/22)
- Played three minutes vs. JMU (12/6/22)
- Scored two points in nine minutes of action at Miami (12/20/22)
- Played four minutes at Georgia Tech (12/31/22)

MURRAY CAREER STATISTICS

SEASON	TEAM	GP-GS	MIN/AVG	Field Goals		3-Point		F-Throws		Rebounds				Scoring						
				FG-FGA	FG%	3FG-3FGA	3FG%	FT-FTA	FT%	OFF	DEF	TOT	AVG	PF	FO	A	TO	BLK	STL	PTS
2021-22	UVa	19-0	143/7.5	13-33	.394	8-23	.348	4-8	.500	6	11	17	0.9	14-0	2	4	1	2	38	2.0
2022-23	UVa	8-0	63/7.8	4-14	.286	1-10	.100	3-4	.750	0	9	9	1.1	5-0	3	2	2	0	12	1.5
TOTAL		27-0	206/7.6	17-47	.362	9-33	.273	7-12	.583	6	20	26	1.0	19-0	5	6	3	2	50	1.9

Single Game Highs

Statistic	Value	
Points	14	vs Iowa 11/29/21
Rebounds	4	vs UMES 11/25/22
Assists	1	5 times
Steals	1	vs Radford 11/12/21, at NC State 01/22/22
Blocks	1	vs Pittsburgh 12/03/21, vs Monmouth 11/11/22, vs James Madison 12/06/22
FG Made	5	vs Iowa 11/29/21
FG Attempts	7	vs Iowa 11/29/21
3FG Made	4	vs Iowa 11/29/21
3FG Attempts	6	vs Iowa 11/29/21
FT Made	2	at Clemson 01/04/22, vs UAlbany 12/28/22
FT Attempts	2	5 times

MURRAY 2022-23 GAME-BY-GAME

Opponent	Date	GS	MIN	Total		3-Pointers		Free throws		Rebounds				PF							
				FG-FGA	PCT	3FG-3FGA	PCT	FT-FTA	PCT	OFF	DEF	TOT	AVG	PF	A	TO	BLK	STL	PTS	AVG	
N.C. Central	11/07/2022		02:13	0-0	.000	0-0	.000	0-0	.000	0	1	1	1.0	0	0	0	0	0	0	0	0.0
Monmouth	11/11/2022		16:04	3-6	.500	1-3	.333	0-0	.000	0	0	0	0.5	2	1	0	1	0	7	3.5	
UMES	11/25/2022		12:04	0-3	.000	0-3	.000	1-2	.500	0	4	4	1.7	2	1	0	0	0	1	2.7	
James Madison	12/06/2022		03:09	0-0	.000	0-0	.000	0-0	.000	0	0	0	1.3	0	1	0	1	0	0	2.0	
at Miami (FL)	12/20/2022		08:54	1-1	1.000	0-0	.000	0-0	.000	0	1	1	1.2	1	0	1	0	0	2	2.0	
UAlbany	12/28/2022		13:15	0-2	.000	0-2	.000	2-2	1.000	0	3	3	1.5	0	0	0	0	0	2	2.0	
at Georgia Tech	12/31/2022		04:09	0-1	.000	0-1	.000	0-0	.000	0	0	0	1.3	0	0	0	0	0	1.7		
Boston College	01/28/2023		02:54	0-1	.000	0-1	.000	0-0	.000	0	0	0	1.1	0	0	1	0	0	1.5		
Totals		0	62:42	4-14	.286	1-10	.100	3-4	.750	0	9	9	1.1	5	3	2	2	0	12	1.5	

Player Averages

Games Played	Minutes/game	Points/game	FG Pct	3FG Pct	FT Pct	Rebounds/game	Assists/game	Turnovers/game	Assist/Turnover ratio	Steals/game	Blocks/game
8	7.8	1.5	28.6	10.0	75.0	1.1	0.4	0.3	1.5	0.0	0.3



11 ISAAC MCKNEELY

Freshman • Guard • 6-4 • 179
Poca, W.Va. • Poca

2022-23 HIGHLIGHTS

- Scored three points in collegiate debut vs. NCCU (11/7/22)
- Game-high 15 points (4 of 6 3FG) vs. Monmouth (11/11/22)
- Tallied six points and three rebounds vs. UMES (11/25/22)
- Scored four points vs. JMU (12/6/22)
- Netted nine points (2 of 5 3FG) vs. Houston (12/17/22)
- Scored nine points (3 of 5 3FG) along with four rebounds at Georgia Tech (12/31/22)
- Drilled a pair of 3-pointers at Pitt (1/3/23)
- Scored 12 points on four 3-pointers vs. Syracuse (1/7/23)
- Scored 11 points (3-4 3FG) vs. UNC (1/10/23)
- Tallied seven points vs. Virginia Tech (1/18/23)
- Scored 11 points (3-6 3FG) at Wake Forest (1/21/23)
- Recorded 12 points and four rebounds vs. Boston College (1/29/23)

MCKNEELY CAREER STATISTICS

SEASON	TEAM	GP-GS	MIN	Field Goals		3-Point		F-Throws		Rebounds				Scoring						
				FG-FGA	FG%	3FG-3FGA	3FG%	FT-FTA	FT%	OFF	DEF	TOT	AVG	PF-FO	A	TO	BLK	STL	PTS	AVG
2022-23	UVa	19-1	401:21.1	41-102	.402	32-76	.421	11-15	.733	4	34	38	2.0	23-0	17	13	2	8	125	6.6
TOTAL		19-1	401:21.1	41-102	.402	32-76	.421	11-15	.733	4	34	38	2.0	23-0	17	13	2	8	125	6.6

Single Game Highs


Statistic	Value	
Points	15	vs Monmouth 11/11/22
Rebounds	5	vs Florida St. 12/03/22, at Miami (FL) 12/20/22
Assists	3	at Miami (FL) 12/20/22, at Wake Forest 01/21/23
Steals	1	8 times
Blocks	1	vs N.C. Central 11/07/22, at Wake Forest 01/21/23
FG Made	5	vs Monmouth 11/11/22, vs Boston College 01/28/23
FG Attempts	9	at Miami (FL) 12/20/22
3FG Made	4	vs Monmouth 11/11/22, vs Syracuse 01/07/23
3FG Attempts	7	at Miami (FL) 12/20/22, vs Syracuse 01/07/23
FT Made	2	at Miami (FL) 12/20/22, vs Virginia Tech 01/18/23, at Wake Forest 01/21/23
FT Attempts	3	vs Monmouth 11/11/22

MCKNEELY 2022-23 GAME-BY-GAME

Opponent	Date	GS	MIN	Total		3-Pointers		Free throws		Rebounds				PF	A	TO	BLK	STL	PTS	AVG
				FG-FGA	PCT	3FG-3FGA	PCT	FT-FTA	PCT	OFF	DEF	TOT	AVG							
N.C. Central	11/07/2022		22:42	1-4	.250	1-4	.250	0-0	.000	0	1	1	1.0	1	0	1	1	0	3	3.0
Monmouth	11/11/2022		27:36	5-8	.625	4-6	.667	1-3	.333	0	2	2	1.5	0	1	0	0	0	15	9.0
vs Baylor	11/18/2022		11:13	0-1	.000	0-0	.000	0-0	.000	0	0	0	1.0	1	2	0	0	0	0	6.0
vs Illinois	11/20/2022		15:03	1-3	.333	1-2	.500	0-0	.000	0	0	0	0.8	1	0	0	0	0	3	5.3
UMES	11/25/2022		11:59	2-6	.333	2-4	.500	0-0	.000	0	3	3	1.2	2	0	1	0	0	6	5.4
at Michigan	11/29/2022		09:39	0-1	.000	0-1	.000	0-0	.000	0	0	0	1.0	1	0	1	0	0	0	4.5
Florida St.	12/03/2022		18:44	1-5	.200	1-4	.250	1-2	.500	2	3	5	1.6	0	0	2	0	1	4	4.4
James Madison	12/06/2022		25:57	1-6	.167	1-5	.200	1-2	.500	1	1	2	1.6	0	1	1	0	1	4	4.4
Houston	12/17/2022		24:46	3-6	.500	2-5	.400	1-1	1.000	0	2	2	1.7	1	0	0	0	0	9	4.9
at Miami (FL)	12/20/2022		30:43	1-9	.111	1-7	.143	2-2	1.000	0	5	5	2.0	1	3	2	0	1	5	4.9
UAlbany	12/28/2022	*	27:56	2-7	.286	0-3	.000	1-1	1.000	0	3	3	2.1	2	2	1	0	1	5	4.9
at Georgia Tech	12/31/2022		24:28	3-5	.600	3-5	.600	0-0	.000	1	3	4	2.3	2	2	3	0	0	9	5.3
at Pittsburgh	01/03/2023		22:52	2-5	.400	2-5	.400	0-0	.000	0	0	0	2.1	2	0	0	0	1	6	5.3
Syracuse	01/07/2023		22:24	4-7	.571	4-7	.571	0-0	.000	0	3	3	2.1	2	0	1	0	1	12	5.8
North Carolina	01/10/2023		21:00	4-5	.800	3-4	.750	0-0	.000	0	1	1	2.1	1	1	0	0	0	11	6.1
at Florida St.	01/14/2023		19:29	1-5	.200	1-2	.500	0-0	.000	0	0	0	1.9	0	1	0	0	1	3	5.9
Virginia Tech	01/18/2023		16:47	2-3	.667	1-2	.500	2-2	1.000	0	1	1	1.9	2	1	0	0	0	7	6.0
at Wake Forest	01/21/2023		23:01	3-8	.375	3-6	.500	2-2	1.000	0	2	2	1.9	3	3	0	1	1	11	6.3
Boston College	01/28/2023		24:29	5-8	.625	2-4	.500	0-0	.000	0	4	4	2.0	1	0	0	0	0	12	6.6
Totals		1	400:48	41-102	.402	32-76	.421	11-15	.733	4	34	38	2.0	23	17	13	2	8	125	6.6

Player Averages

Games Played	Minutes/game	Points/game	FG Pct	3FG Pct	FT Pct	Rebounds/game	Assists/game	Turnovers/game	Assist/Turnover ratio	Steals/game	Blocks/game
19	21.1	6.6	40.2	42.1	73.3	2.0	0.9	0.7	1.3	0.4	0.1



12 CHASE COLEMAN

Senior • Guard • 5-10 • 165
Norfolk, Va. • Maury

2022-23 HIGHLIGHTS

- Dished two assists in nine minutes vs. Monmouth (11/11/22)
- Scored three points in five minutes of action vs. UMES (11/25/22)
- Played five minutes vs. UAlbany (12/28/22)
- Made 1 of 2 free throws in three minutes at Georgia Tech (12/31/22)
- Saw action vs. Boston College (1/28/23)

COLEMAN CAREER STATISTICS

SEASON	TEAM	GP	GS	MIN	Field Goals		3-Point		F-Throws		Rebounds				Scoring						
					FG-FGA	FG%	3FG-3FGA	3FG%	FT-FTA	FT%	OFF	DEF	TOT	AVG	PF	FO	A	TO	BLK	STL	PTS
2019-20	UVa	17	0	87	5	.278	2	.250	0	.000	0	8	8	0.5	9	4	7	0	5	12	0.7
2020-21	UVa	5	0	7	1	1.000	0	.000	0	.000	0	1	1	0.2	1	0	0	0	0	2	0.4
2021-22	UVa	4	0	7	1	.500	0	.000	0	.000	0	0	0	0.0	0	0	2	0	1	2	0.5
2022-23	UVa	5	0	24	1	.167	1	.250	1	.333	0	0	0	0.0	3	0	4	2	0	4	0.8
TOTAL		31	0	125	8	.296	3	.231	1	.333	0	9	9	0.3	13	0	11	0	6	20	0.6

Single Game Highs

Statistic	Value
Points	3 vs Virginia Tech 01/04/20, vs Arizona St. 11/24/19, vs UMES 11/25/22
Rebounds	2 vs Massachusetts 11/23/19
Assists	2 vs Monmouth 11/11/22
Steals	1 6 times
FG Made	1 8 times
FG Attempts	3 vs James Madison 11/10/19, vs Arizona St. 11/24/19
3FG Made	1 vs Virginia Tech 01/04/20, vs Arizona St. 11/24/19, vs UMES 11/25/22
3FG Attempts	2 at Boston College 01/07/20, vs Arizona St. 11/24/19
FT Made	1 at Georgia Tech 12/31/22
FT Attempts	2 at Georgia Tech 12/31/22

COLEMAN 2022-23 GAME-BY-GAME

Opponent	Date	GS	MIN	Total		3-Pointers		Free throws		Rebounds				Scoring							
				FG-FGA	PCT	3FG-3FGA	PCT	FT-FTA	PCT	OFF	DEF	TOT	AVG	PF	A	TO	BLK	STL	PTS	AVG	
Monmouth	11/11/2022		08:30	0	.000	0	.000	0	.000	0	0	0	0.0	1	2	1	0	0	0	0	0.0
UMES	11/25/2022		04:42	1	.500	1	1.000	0	.000	0	0	0	0.0	0	1	1	0	0	3	1.5	
UAlbany	12/28/2022		05:10	0	.000	0	.000	0	.000	0	0	0	0.0	0	1	0	0	0	0	0	1.0
at Georgia Tech	12/31/2022		02:34	0	.000	0	.000	1	.500	0	0	0	0.0	1	0	0	0	0	1	1.0	
Boston College	01/28/2023		02:54	0	.000	0	.000	0	.000	0	0	0	0.0	1	0	0	0	0	0	0	0.8
Totals		0	23:50	1	.167	1	.250	1	.333	0	0	0	0.0	3	4	2	0	0	4	0.8	

Player Averages

Games Played	Minutes/game	Points/game	FG Pct	3FG Pct	FT Pct	Rebounds/game	Assists/game	Turnovers/game	Assist/Turnover ratio	Steals/game	Blocks/game
5	4.8	0.8	16.7	25.0	33.3	0.0	0.8	0.4	2.0	0.0	0.0



13 RYAN DUNN

Freshman • Guard • 6-8 • 208
Freeport, N.Y. • Perkiomen School

2022-23 HIGHLIGHTS

- Tallied 13 points, six rebounds, three blocks and two steals in collegiate debut vs. Monmouth (11/11/22)
- Played 12 minutes vs. UMEs (11/25/22)
- Scored four points (4 of 4 FT) and had five rebounds in 15 minutes vs. FSU (12/3/22)
- Recorded four points, five rebounds and three blocks in 18 minutes vs. JMU (12/6/22)
- Registered two points, three rebounds and one block at Georgia Tech (12/31/22)
- Tallied nine points, four rebounds and three blocks at Florida State (1/14/23)
- Recorded three points, three rebounds and three blocks vs. Virginia Tech (1/18/23)
- Tallied career highs in rebounds (8) and minutes (30) at Wake Forest (1/21/28)
- Chipped in six points, four rebounds, two steals and one block vs. Boston College (1/28/23)

DUNN CAREER STATISTICS

SEASON	TEAM	GP-GS	MIN/AVG	Field Goals		3-Point		F-Throws		Rebounds				Scoring						
				FG-FGA	FG%	3FG-3FGA	3FG%	FT-FTA	FT%	OFF	DEF	TOT	AVG	PF	FO	A	TO	BLK	STL	PTS
2022-23	UVA	17-0	230/13.5	20-38	.526	4-13	.308	7-10	.700	11	39	50	2.9	22-0	6	9	19	6	51	3.0
TOTAL		17-0	230/13.5	20-38	.526	4-13	.308	7-10	.700	11	39	50	2.9	22-0	6	9	19	6	51	3.0

Single Game Highs

Statistic	Value	
Points	13	vs Monmouth 11/11/22
Rebounds	8	at Wake Forest 01/21/23
Assists	2	vs Monmouth 11/11/22
Steals	2	vs Monmouth 11/11/22, vs Virginia Tech 01/18/23, vs Boston College 01/28/23
Blocks	3	4 times
FG Made	5	vs Monmouth 11/11/22
FG Attempts	7	at Florida St. 01/14/23
3FG Made	1	4 times
3FG Attempts	3	vs Virginia Tech 01/18/23
FT Made	4	vs Florida St. 12/03/22
FT Attempts	4	vs Monmouth 11/11/22, vs Florida St. 12/03/22

DUNN 2022-23 GAME-BY-GAME

Opponent	Date	GS	MIN	Total		3-Pointers		Free throws		Rebounds				PF				PTS		AVG
				FG-FGA	PCT	3FG-3FGA	PCT	FT-FTA	PCT	OFF	DEF	TOT	AVG	PF	A	TO	BLK	STL	PTS	
Monmouth	11/11/2022		26:42	5-6	.833	1-1	1.000	2-4	.500	1	5	6	6.0	3	2	0	3	2	13	13.0
vs Baylor	11/18/2022		06:34	1-2	.500	1-1	1.000	0-1	.000	0	0	0	3.0	1	0	0	0	0	3	8.0
vs Illinois	11/20/2022		03:22	0-0	.000	0-0	.000	0-0	.000	0	1	1	2.3	0	0	0	0	0	0	5.3
UMES	11/25/2022		11:43	0-2	.000	0-1	.000	0-0	.000	0	0	0	1.8	0	0	1	1	0	0	4.0
at Michigan	11/29/2022		04:34	0-0	.000	0-0	.000	0-0	.000	0	1	1	1.6	0	0	0	0	0	0	3.2
Florida St.	12/03/2022		15:05	0-0	.000	0-0	.000	4-4	1.000	0	5	5	2.2	3	0	0	1	0	4	3.3
James Madison	12/06/2022		18:40	2-5	.400	0-2	.000	0-0	.000	0	5	5	2.6	3	0	0	3	0	4	3.4
Houston	12/17/2022		03:08	0-0	.000	0-0	.000	0-0	.000	0	1	1	2.4	0	0	0	0	0	0	3.0
at Miami (FL)	12/20/2022		16:28	0-2	.000	0-0	.000	0-0	.000	1	1	2	2.3	1	0	0	1	0	0	2.7
UAlbany	12/28/2022		18:02	1-2	.500	0-1	.000	0-0	.000	0	3	3	2.4	1	0	2	1	0	2	2.6
at Georgia Tech	12/31/2022		11:44	1-1	1.000	0-0	.000	0-0	.000	1	2	3	2.5	0	1	1	1	0	2	2.5
at Pittsburgh	01/03/2023		04:55	0-1	.000	0-0	.000	0-0	.000	1	1	2	2.4	2	0	1	0	0	0	2.3
North Carolina	01/10/2023		01:27	0-0	.000	0-0	.000	0-0	.000	0	2	2	2.4	0	0	0	0	0	0	2.2
at Florida St.	01/14/2023		16:57	4-7	.571	1-2	.500	0-0	.000	3	1	4	2.5	2	0	0	3	0	9	2.6
Virginia Tech	01/18/2023		24:24	1-4	.250	0-3	.000	1-1	1.000	1	2	3	2.5	1	1	1	3	2	3	2.7
at Wake Forest	01/21/2023		30:11	2-3	.667	1-2	.500	0-0	.000	2	6	8	2.9	4	1	2	1	0	5	2.8
Boston College	01/28/2023		15:45	3-3	1.000	0-0	.000	0-0	.000	1	3	4	2.9	1	1	1	1	2	6	3.0
Totals		0	229:41	20-38	.526	4-13	.308	7-10	.700	11	39	50	2.9	22	6	9	19	6	51	3.0

Player Averages

Games Played	Minutes/game	Points/game	FG Pct	3FG Pct	FT Pct	Rebounds/game	Assists/game	Turnovers/game	Assist/Turnover ratio	Steals/game	Blocks/game
17	13.5	3.0	52.6	30.8	70.0	2.9	0.4	0.5	0.7	0.4	1.1



21 KADIN SHEDRICK

RS Junior • Forward • 6-11 • 231
Holly Springs, N.C. • Holly Springs

2022-23 HIGHLIGHTS

- Tallied 10 points, seven rebounds, two steals and two blocks vs. NCCU (11/7/22)
- Scored nine points along with a game-high seven rebounds vs. Monmouth (11/11/22)
- Registered 17 points and two blocks vs. Baylor (11/18/22)
- Recorded 13 points (4-4 FG, 5-5 FT), three steals and two blocks vs. UMES (11/25/22)
- Tallied 12 points (5-6 FG) and two steals at Michigan (11/29/22)
- Blocked four shots vs. FSU (12/3/22) and JMU (12/6/22)
- Scored team-high 16 points vs. Houston (12/17/22)
- Netted eight points and six rebounds vs. UAlbany (12/28/22)
- Had 11 points, four rebounds and two blocks at Georgia Tech (12/31/22)
- Reached double figures with 10 points at Pitt (1/3/23)
- Posted 10 points, seven rebounds, four blocks and three steals vs. Syracuse (1/7/23)

SHEDRICK CAREER STATISTICS

SEASON TEAM	GP-GS	MIN/AVG	Field Goals		3-Point		F-Throws		Rebounds				Scoring						
			FG-FGA	FG%	3FG-3FGA	3FG%	FT-FTA	FT%	OFF	DEF	TOT	AVG	PF	FO	A	TO	BLK	STL	PTS
2020-21 UVa	11-0	87/7.9	11-21	.524	0-1	.000	6-9	.667	12	12	24	2.2	14-0	3	6	4	2	28	2.5
2021-22 UVa	35-19	727/20.8	91-142	.641	0-1	.000	61-86	.709	55	123	178	5.1	97-2	8	31	67	20	243	6.9
2022-23 UVa	19-14	361/19.0	48-70	.686	1-4	.250	38-46	.826	23	46	69	3.6	47-2	13	15	28	21	135	7.1
TOTAL	65-33	1175/18.1	150-233	.644	1-6	.167	105-141	.745	90	181	271	4.2	158-4	24	52	99	43	406	6.2

Single Game Highs

Statistic	Value	
Points	20	at Louisville 03/05/22
Rebounds	13	at Miami (FL) 02/19/22
Assists	2	4 times
Steals	3	4 times
Blocks	6	vs Clemson 12/22/21
FG Made	8	at Duke 02/07/22, at Louisville 03/05/22
FG Attempts	9	at Louisville 03/05/22
3FG Made	1	at Michigan 11/29/22
3FG Attempts	1	6 times
FT Made	10	vs Radford 11/12/21
FT Attempts	10	vs Radford 11/12/21

SHEDRICK 2022-23 GAME-BY-GAME

Opponent	Date	GS	MIN	Total		3-Pointers		Free throws		Rebounds				PF	A	TO	BLK	STL	PTS	AVG	
				FG-FGA	PCT	3FG-3FGA	PCT	FT-FTA	PCT	OFF	DEF	TOT	AVG								
N.C. Central	11/07/2022	*	27:15	3-6	.500	0-1	.000	4-4	1.000	2	5	7	7.0	3	2	0	2	2	10	10.0	
Monmouth	11/11/2022	*	20:54	2-4	.500	0-0	.000	5-6	.833	2	5	7	7.0	2	0	1	1	3	9	9.5	
vs Baylor	11/18/2022	*	32:16	6-6	1.000	0-0	.000	5-7	.714	0	3	3	5.7	5	1	2	2	2	17	12.0	
vs Illinois	11/20/2022	*	19:21	2-3	.667	0-0	.000	3-4	.750	1	5	6	5.8	2	1	2	1	0	7	10.8	
UMES	11/25/2022	*	17:01	4-4	1.000	0-0	.000	5-5	1.000	3	0	3	5.2	0	1	1	2	3	13	11.2	
at Michigan	11/29/2022	*	22:14	5-6	.833	1-1	1.000	1-3	.333	0	1	1	4.5	5	0	0	0	2	12	11.3	
Florida St.	12/03/2022	*	23:50	1-3	.333	0-0	.000	1-2	.500	2	4	6	4.7	4	0	0	4	0	3	10.1	
James Madison	12/06/2022	*	24:59	1-3	.333	0-1	.000	0-0	.000	0	5	5	4.8	2	1	1	4	1	2	9.1	
Houston	12/17/2022	*	28:49	7-8	.875	0-0	.000	2-2	1.000	2	1	3	4.6	3	1	1	1	0	16	9.9	
at Miami (FL)	12/20/2022	*	10:43	1-2	.500	0-0	.000	0-0	.000	0	1	1	4.2	2	0	1	1	0	2	9.1	
UAlbany	12/28/2022	*	22:00	3-6	.500	0-0	.000	2-2	1.000	1	5	6	4.4	1	1	0	1	1	8	9.0	
at Georgia Tech	12/31/2022	*	16:53	3-4	.750	0-0	.000	5-5	1.000	2	2	4	4.3	4	1	1	2	1	11	9.2	
at Pittsburgh	01/03/2023	*	26:36	4-5	.800	0-0	.000	2-2	1.000	2	2	4	4.3	3	2	3	1	0	10	9.2	
Syracuse	01/07/2023	*	23:29	4-6	.667	0-0	.000	3-4	.750	3	4	7	4.5	4	0	1	4	3	11	9.4	
North Carolina	01/10/2023	*	17:51	1-2	.500	0-0	.000	0-0	.000	2	0	2	4.3	2	0	1	1	0	2	8.9	
at Florida St.	01/14/2023	*	05:10	0-0	.000	0-0	.000	0-0	.000	0	1	1	4.1	1	0	0	0	1	0	8.3	
Virginia Tech	01/18/2023	*	04:20	0-0	.000	0-0	.000	0-0	.000	0	1	1	3.9	0	0	0	0	1	0	7.8	
at Wake Forest	01/21/2023	*	02:56	0-0	.000	0-0	.000	0-0	.000	0	0	0	3.7	0	1	0	0	0	0	7.4	
Boston College	01/28/2023	*	14:42	1-2	.500	0-1	.000	0-0	.000	1	1	2	3.6	4	1	0	1	1	2	7.1	
Totals			14	361:19	48-70	.686	1-4	.250	38-46	.826	23	46	69	3.6	47	13	15	28	21	135	7.1

Player Averages

Games Played	Minutes/game	Points/game	FG Pct	3FG Pct	FT Pct	Rebounds/game	Assists/game	Turnovers/game	Assist/Turnover ratio	Steals/game	Blocks/game
19	19.0	7.1	68.6	25.0	82.6	3.6	0.7	0.8	0.9	1.1	1.5



22 FRANCISCO CAFFARO

RS Senior • Center • 7-1 • 254
 Santa Fe, Argentina • NBA Global Academy

2022-23 HIGHLIGHTS

- Tallied 10 points and four rebounds vs. NCCU (11/7/22)
- Missed Monmouth game due to participation with Argentina National Team at World Cup qualifier in the Dominican Republic on Nov. 10
- Scored nine points along with six rebounds for Argentina in a World Cup qualifier vs. the Dominican Republic on Nov. 10
- Recorded four points and two rebounds at Miami (12/20/22)
- Missed the Pitt game (1/3/23) with a foot injury

CAFFARO CAREER STATISTICS

SEASON	TEAM	GP-GS	MIN	Field Goals		3-Point		F-Throws		Rebounds				Scoring						
				FG-FGA	FG%	3FG-3FGA	3FG%	FT-FTA	FT%	OFF	DEF	TOT	AVG	PF	FO	A	TO	BLK	STL	PTS
2019-20	UVa	20-2	150/7.5	9-17	.529	0-0	.000	10-15	.667	10	14	24	1.2	24-0	0	9	5	2	28	1.4
2020-21	UVa	17-0	117/6.9	6-12	.500	0-0	.000	8-10	.800	9	12	21	1.2	16-0	2	7	1	0	20	1.2
2021-22	UVa	35-16	620/17.7	55-105	.524	0-0	.000	41-68	.603	55	107	162	4.6	79-3	8	32	11	7	151	4.3
2022-23	UVa	13-0	95/7.3	9-12	.750	0-0	.000	6-12	.500	9	14	23	1.8	17-0	1	6	1	0	24	1.8
TOTAL		85-18	982/11.6	79-146	.541	0-0	.000	65-105	.619	83	147	230	2.7	136-3	11	54	18	9	223	2.6

Single Game Highs

Statistic	Value	
Points	16	vs Virginia Tech 01/12/22
Rebounds	12	at Notre Dame 01/29/22
Assists	1	11 times
Steals	2	at Notre Dame 01/29/22
Blocks	2	vs Fairleigh Dickinson 12/18/21, vs Florida St. 02/26/22
FG Made	5	vs Virginia Tech 01/12/22, at Notre Dame 01/29/22
FG Attempts	9	vs Wake Forest 01/15/22, at Notre Dame 01/29/22
FT Made	6	vs Virginia Tech 01/12/22
FT Attempts	10	vs Virginia Tech 01/12/22

CAFFARO 2022-23 GAME-BY-GAME

Opponent	Date	GS	MIN	Total		3-Pointers		Free throws		Rebounds				PF	A	TO	BLK	STL	PTS	AVG
				FG-FGA	PCT	3FG-3FGA	PCT	FT-FTA	PCT	OFF	DEF	TOT	AVG							
N.C. Central	11/07/2022		10:12	3-3	1.000	0-0	.000	4-5	.800	1	3	4	4.0	2	1	0	0	0	10	10.0
vs Baylor	11/18/2022		06:18	1-1	1.000	0-0	.000	0-0	.000	2	0	2	3.0	2	0	0	0	0	2	6.0
vs Illinois	11/20/2022		09:43	1-1	1.000	0-0	.000	0-0	.000	1	1	2	2.7	2	0	1	1	0	2	4.7
UMES	11/25/2022		11:53	1-1	1.000	0-0	.000	0-0	.000	1	1	2	2.5	1	0	1	0	0	2	4.0
at Michigan	11/29/2022		03:57	0-1	.000	0-0	.000	0-0	.000	0	0	0	2.0	3	0	1	0	0	0	3.2
Florida St.	12/03/2022		03:48	0-0	.000	0-0	.000	0-0	.000	1	1	2	2.0	0	0	0	0	0	0	2.7
at Miami (FL)	12/20/2022		07:53	1-1	1.000	0-0	.000	2-2	1.000	1	1	2	2.0	2	0	1	0	0	4	2.9
UAlbany	12/28/2022		13:27	1-1	1.000	0-0	.000	0-5	.000	0	2	2	2.0	1	0	1	0	0	2	2.8
at Georgia Tech	12/31/2022		05:46	0-1	.000	0-0	.000	0-0	.000	0	0	0	1.8	1	0	0	0	0	0	2.4
Syracuse	01/07/2023		04:52	0-1	.000	0-0	.000	0-0	.000	0	2	2	1.8	1	0	1	0	0	0	2.2
North Carolina	01/10/2023		05:18	0-0	.000	0-0	.000	0-0	.000	1	2	3	1.9	2	0	0	0	0	0	2.0
at Wake Forest	01/21/2023		04:27	1-1	1.000	0-0	.000	0-0	.000	1	0	1	1.8	0	0	0	0	0	2	2.0
Boston College	01/28/2023		07:19	0-0	.000	0-0	.000	0-0	.000	0	1	1	1.8	0	0	0	0	0	0	1.8
Totals		0	94:53	9-12	.750	0-0	.000	6-12	.500	9	14	23	1.8	17	1	6	1	0	24	1.8

Player Averages

Games Played	Minutes/game	Points/game	FG Pct	3FG Pct	FT Pct	Rebounds/game	Assists/game	Turnovers/game	Assist/Turnover ratio	Steals/game	Blocks/game
13	7.3	1.8	75.0	0.0	50.0	1.8	0.1	0.5	0.2	0.0	0.1



24 TRISTAN HOW

Junior • Forward • 6-7 • 202
Virginia Beach, Va. • Norfolk Collegiate

2022-23 HIGHLIGHTS

- Scored three points along with three rebounds in collegiate debut vs. Monmouth (11/11/22)
- Totaled three rebounds in three minutes at Georgia Tech (12/31/22)
- Saw action vs. Boston College (1/28/23)

HOW CAREER STATISTICS

SEASON	TEAM	GP-GS	MIN/AVG	Field Goals		3-Point		F-Throws		Rebounds				Scoring							
				FG-FGA	FG%	3FG-3FGA	3FG%	FT-FTA	FT%	OFF	DEF	TOT	AVG	PF	FO	A	TO	BLK	STL	PTS	AVG
2022-23	UVa	3-0	9/3.1	1-4	.250	0-0	.000	1-4	.250	3	4	7	2.3	2-0	0	0	0	0	0	3	1.0
TOTAL		3-0	9/3.1	1-4	.250	0-0	.000	1-4	.250	3	4	7	2.3	2-0	0	0	0	0	0	3	1.0

Single Game Highs

Statistic	Value
Points	3 vs Monmouth 11/11/22
Rebounds	3 vs Monmouth 11/11/22, at Georgia Tech 12/31/22
FG Made	1 vs Monmouth 11/11/22
FG Attempts	3 at Georgia Tech 12/31/22
FT Made	1 vs Monmouth 11/11/22
FT Attempts	2 vs Monmouth 11/11/22, at Georgia Tech 12/31/22

HOW 2022-23 GAME-BY-GAME

Opponent	Date	GS	MIN	Total		3-Pointers		Free throws		Rebounds				PF	A	TO	BLK	STL	PTS	AVG
				FG-FGA	PCT	3FG-3FGA	PCT	FT-FTA	PCT	OFF	DEF	TOT	AVG							
Monmouth	11/11/2022		05:02	1-1	1.000	0-0	.000	1-2	.500	1	2	3	3.0	1	0	0	0	0	3	3.0
at Georgia Tech	12/31/2022		02:34	0-3	.000	0-0	.000	0-2	.000	2	1	3	3.0	1	0	0	0	0	0	1.5
Boston College	01/28/2023		01:39	0-0	.000	0-0	.000	0-0	.000	0	1	1	2.3	0	0	0	0	0	0	1.0
Totals		0	09:15	1-4	.250	0-0	.000	1-4	.250	3	4	7	2.3	2	0	0	0	0	3	1.0

Player Averages

Games Played	Minutes/game	Points/game	FG Pct	3FG Pct	FT Pct	Rebounds/game	Assists/game	Turnovers/game	Assist/Turnover ratio	Steals/game	Blocks/game
3	3.1	1.0	25.0	0.0	25.0	2.3	0.0	0.0	0.0	0.0	0.0



**2022-23 Virginia Men's Basketball
Combined Team Statistics
All games**

Game Records

Record	Overall	Home	Away	Neutral
ALL GAMES	16-3	10-1	4-2	2-0
CONFERENCE	8-2	5-0	3-2	0-0
NON-CONFERENCE	8-1	5-1	1-0	2-0

Score by Periods

Team	1st	2nd	OT	TOT
Virginia	627	715	0	1342
Opponents	532	610	0	1142

Team Box Score

No.	Player				Total		3-Point		F-Throw		Rebounds				PF DQ A TO BLK STL PTS AVG							
		GP-GS	MIN	AVG	FG-FGA	FG%	3FG-3FGA	3FG%	FT-FTA	FT%	OFF	DEF	TOT	AVG	PF	DQ	A	TO	BLK	STL	PTS	AVG
4	FRANKLIN, Armaan	19-19	555:46	29.3	84-196	.429	43-105	.410	38-51	.745	12	78	90	4.7	28	0	24	18	10	18	249	13.1
0	CLARK, Kihei	19-19	623:01	32.8	67-159	.421	23-59	.390	58-77	.753	10	42	52	2.7	30	0	111	37	3	25	215	11.3
1	GARDNER, Jayden	19-19	445:50	23.5	80-152	.526	0-1	.000	39-63	.619	31	59	90	4.7	32	0	10	16	8	16	199	10.5
2	BEEKMAN, Reece	18-18	542:31	30.1	58-133	.436	21-47	.447	41-49	.837	10	48	58	3.2	34	0	95	31	8	25	178	9.9
5	VANDER PLAS, Ben	19-5	450:23	23.7	50-121	.413	25-76	.329	22-35	.629	15	69	84	4.4	31	0	28	14	8	11	147	7.7
21	SHEDRICK, Kadin	19-14	361:19	19.0	48-70	.686	1-4	.250	38-46	.826	23	46	69	3.6	47	2	13	15	28	21	135	7.1
11	MCKNEELY, Isaac	19-1	400:48	21.1	41-102	.402	32-76	.421	11-15	.733	4	34	38	2.0	23	0	17	13	2	8	125	6.6
13	DUNN, Ryan	17-0	229:41	13.5	20-38	.526	4-13	.308	7-10	.700	11	39	50	2.9	22	0	6	9	19	6	51	3.0
22	CAFFARO, Francisco	13-0	94:53	7.3	9-12	.750	0-0	.000	6-12	.500	9	14	23	1.8	17	0	1	6	1	0	24	1.8
10	MURRAY, Taine	8-0	62:42	7.8	4-14	.286	1-10	.100	3-4	.750	0	9	9	1.1	5	0	3	2	2	0	12	1.5
24	HOW, Tristan	3-0	09:15	3.1	1-4	.250	0-0	.000	1-4	.250	3	4	7	2.3	2	0	0	0	0	0	3	1.0
12	COLEMAN, Chase	5-0	23:50	4.8	1-6	.167	1-4	.250	1-3	.333	0	0	0	0.0	3	0	4	2	0	0	4	0.8
Team												27	23	50				12				
Total		19	3800		463-1007	.460	151-395	.382	265-369	.718	155	465	620	32.6	274	2	312	175	89	130	1342	70.6
Opponents		19	3800		409-1004	.407	136-393	.346	188-249	.755	161	438	599	31.5	325	8	218	238	70	90	1142	60.1

Team Statistics

	UVA	OPP
Scoring	1342	1142
Points per game	70.6	60.1
Scoring margin	+10.5	-
Field goals-att	463-1007	409-1004
Field goal pct	.460	.407
3 point fg-att	151-395	136-393
3-point FG pct	.382	.346
3-pt FG made per game	7.9	7.2
Free throws-att	265-369	188-249
Free throw pct	.718	.755
F-Throws made per game	13.9	9.9
Rebounds	620	599
Rebounds per game	32.6	31.5
Rebounding margin	+1.1	-
Assists	312	218
Assists per game	16.4	11.5
Turnovers	175	238
Turnovers per game	9.2	12.5
Turnover margin	+3.3	-
Assist/turnover ratio	1.8	0.9
Steals	130	90
Steals per game	6.8	4.7
Blocks	89	70
Blocks per game	4.7	3.7
Winning streak	6	-
Home win streak	5	-
Attendance	156082	52778
Home games-Avg/Game	11-14189	6-8796
Neutral site-Avg/Game	-	2-8193

Team Results

Date	Opponent		Score	Att.
11/07/2022	N.C. Central	W	73-61	13238
11/11/2022	Monmouth	W	89-42	13487
11/18/2022	vs Baylor	W	86-79	8707
11/20/2022	vs Illinois	W	70-61	7678
11/25/2022	UMES	W	72-45	13882
11/29/2022	at Michigan	W	70-68	12200
12/03/2022	Florida St.	W	62-57	14280
12/06/2022	James Madison	W	55-50	14193
12/17/2022	Houston	L	61-69	14629
12/20/2022	at Miami (FL)	L	64-66	7257
12/28/2022	UAlbany	W	66-46	14269
12/31/2022	at Georgia Tech	W	74-56	5371
01/03/2023	at Pittsburgh	L	65-68	6464
01/07/2023	Syracuse	W	73-66	14217
01/10/2023	North Carolina	W	65-58	14629
01/14/2023	at Florida St.	W	67-58	9043
01/18/2023	Virginia Tech	W	78-68	14629
01/21/2023	at Wake Forest	W	76-67	12443
01/28/2023	Boston College	W	76-57	14629



2022-23 Virginia Men's Basketball Combined Team Statistics In Conference games

Game Records

Record	Overall	Home	Away	Neutral
ALL GAMES	8-2	5-0	3-2	0-0
CONFERENCE	8-2	5-0	3-2	0-0
NON-CONFERENCE	0-0	0-0	0-0	0-0

Score by Periods

Team	1st	2nd	OT	TOT
Virginia	328	372	0	700
Opponents	276	345	0	621

Team Box Score

No.	Player				Total			3-Point			F-Throw		Rebounds									
		GP-GS	MIN	AVG	FG-FGA	FG%	3FG-3FGA	3FG%	FT-FTA	FT%	OFF	DEF	TOT	AVG	PF	DQ	A	TO	BLK	STL	PTS	AVG
4	FRANKLIN, Armaan	10-10	300:25	30.0	49-118	.415	25-63	.397	17-26	.654	9	46	55	5.5	12	0	17	9	8	12	140	14.0
0	CLARK, Kihei	10-10	328:56	32.9	39-93	.419	11-30	.367	34-42	.810	8	22	30	3.0	19	0	56	20	2	14	123	12.3
2	BEEKMAN, Reece	10-10	324:18	32.4	34-80	.425	12-30	.400	21-25	.840	6	30	36	3.6	21	0	58	16	3	12	101	10.1
5	VANDER PLAS, Ben	10-4	258:34	25.9	34-81	.420	17-49	.347	5-8	.625	9	42	51	5.1	17	0	14	8	5	8	90	9.0
1	GANDNER, Jayden	10-10	215:23	21.5	39-76	.513	0-1	.000	9-16	.563	12	21	33	3.3	20	0	4	9	3	9	87	8.7
11	MCKNEELY, Isaac	10-0	223:57	22.4	26-60	.433	21-46	.457	7-8	.875	3	22	25	2.5	14	0	11	8	1	6	80	8.0
21	SHEDRICK, Kadin	10-6	146:30	14.6	15-24	.625	0-1	.000	11-13	.846	12	16	28	2.8	24	0	5	7	14	7	41	4.1
13	DUNN, Ryan	9-0	136:56	15.2	11-21	.524	2-7	.286	5-5	1.000	10	23	33	3.7	14	0	4	6	11	4	29	3.2
22	CAFFARO, Francisco	7-0	39:23	5.6	2-4	.500	0-0	.000	2-2	1.000	4	7	11	1.6	6	0	0	2	0	0	6	0.9
10	MURRAY, Taine	3-0	15:57	5.3	1-3	.333	0-2	.000	0-0	.000	0	1	1	0.3	1	0	0	2	0	0	2	0.7
12	COLEMAN, Chase	2-0	05:28	2.7	0-1	.000	0-1	.000	1-2	.500	0	0	0	0.0	2	0	0	0	0	0	1	0.5
24	HOW, Tristan	2-0	04:13	2.1	0-3	.000	0-0	.000	0-2	.000	2	2	4	2.0	1	0	0	0	0	0	0	0.0
Team											12	10	22					4				
Total		10	2000		250-564	.443	88-230	.383	112-149	.752	87	242	329	32.9	151	0	169	91	47	72	700	70.0
Opponents		10	2000		218-531	.411	73-203	.360	112-140	.800	85	244	329	32.9	147	3	131	126	42	46	621	62.1

Team Statistics

	UVA	OPP
Scoring	700	621
Points per game	70.0	62.1
Scoring margin	+7.9	-
Field goals-att	250-564	218-531
Field goal pct	.443	.411
3 point fg-att	88-230	73-203
3-point FG pct	.383	.360
3-pt FG made per game	8.8	7.3
Free throws-att	112-149	112-140
Free throw pct	.752	.800
F-Throws made per game	11.2	11.2
Rebounds	329	329
Rebounds per game	32.9	32.9
Rebounding margin	0.0	-
Assists	169	131
Assists per game	16.9	13.1
Turnovers	91	126
Turnovers per game	9.1	12.6
Turnover margin	+3.5	-
Assist/turnover ratio	1.9	1.0
Steals	72	46
Steals per game	7.2	4.6
Blocks	47	42
Blocks per game	4.7	4.2
Winning streak	6	-
Home win streak	5	-
Attendance	72384	40578
Home games-Avg/Game	5-14477	5-8116
Neutral site-Avg/Game	-	0-0

Team Results

Date	Opponent		Score	Att.
12/03/2022	Florida St.	W	62-57	14280
12/20/2022	at Miami (FL)	L	64-66	7257
12/31/2022	at Georgia Tech	W	74-56	5371
01/03/2023	at Pittsburgh	L	65-68	6464
01/07/2023	Syracuse	W	73-66	14217
01/10/2023	North Carolina	W	65-58	14629
01/14/2023	at Florida St.	W	67-58	9043
01/18/2023	Virginia Tech	W	78-68	14629
01/21/2023	at Wake Forest	W	76-67	12443
01/28/2023	Boston College	W	76-57	14629



**2022-23 Virginia Men's Basketball
Points-rebounds-assists
All games**

Opponent	Date	Score	W	0	1	2	4	5	10	11	12	13	21	22
				CLARK,KIHE	GARDNER,JA	BEEKMAN,RE	FRANKLIN,A	VANDER PLA	MURRAY,TAI	MCKNEELY,I	COLEMAN,CH	DUNN,RYAN	SHEDRICK,K	CAFFARO,FR
N.C. Central	11/07/2022	73-61	W	9-2-5	3-9-0	10-3-5	21-4-1	7-4-2	0-1-0	3-1-0	DNP	DNP	10-7-2	10-4-1
Monmouth	11/11/2022	89-42	W	8-1-7	9-5-1	7-2-6	8-3-0	10-3-3	7-0-1	15-2-1	0-0-2	13-6-2	9-7-0	DNP
vs Baylor	11/18/2022	86-79	W	7-4-3	7-3-2	10-1-10	26-4-1	14-2-1	DNP	0-0-2	DNP	3-0-0	17-3-1	2-2-0
vs Illinois	11/20/2022	70-61	W	12-3-3	12-5-1	17-4-3	9-5-0	8-10-2	DNP	3-0-0	DNP	0-1-0	7-6-1	2-2-0
UMES	11/25/2022	72-45	W	5-2-8	26-3-0	9-5-2	5-4-3	2-7-2	1-4-1	6-3-0	3-0-1	0-0-0	13-3-1	2-2-0
at Michigan	11/29/2022	70-68	W	16-2-4	12-11-2	18-4-5	2-4-0	10-0-1	DNP	0-0-0	DNP	0-1-0	12-1-0	0-0-0
Florida St.	12/03/2022	62-57	W	18-3-3	10-7-0	7-4-5	9-2-0	7-4-1	DNP	4-5-0	DNP	4-5-0	3-6-0	0-2-0
James Madison	12/06/2022	55-50	W	18-2-7	14-8-0	2-0-1	8-3-2	3-5-1	0-0-1	4-2-1	DNP	4-5-0	2-5-1	DNP
Houston	12/17/2022	61-69	L	9-2-8	13-6-0	4-3-5	10-6-0	0-0-1	DNP	9-2-0	DNP	0-1-0	16-3-1	DNP
at Miami (FL)	12/20/2022	64-66	L	13-4-3	8-2-0	10-9-9	0-2-0	20-4-2	2-1-0	5-5-3	DNP	0-2-0	2-1-0	4-2-0
UAlbany	12/28/2022	66-46	W	8-4-10	16-7-0	DNP	20-2-0	3-2-1	2-3-0	5-3-2	0-0-1	2-3-0	8-6-1	2-2-0
at Georgia Tech	12/31/2022	74-56	W	15-2-8	14-2-1	8-4-4	11-3-4	3-6-0	0-0-0	9-4-2	1-0-0	2-3-1	11-4-1	0-0-0
at Pittsburgh	01/03/2023	65-68	L	17-4-8	4-3-1	12-6-3	14-4-3	2-1-0	DNP	6-0-0	DNP	0-2-0	10-4-2	DNP
Syracuse	01/07/2023	73-66	W	5-2-11	10-3-0	13-1-7	16-6-3	6-4-1	DNP	12-3-0	DNP	DNP	11-7-0	0-2-0
North Carolina	01/10/2023	65-58	W	7-2-2	3-1-0	13-2-5	12-9-2	17-8-1	DNP	11-1-1	DNP	0-2-0	2-2-0	0-3-0
at Florida St.	01/14/2023	67-58	W	9-5-6	3-3-0	8-3-4	20-7-0	15-7-3	DNP	3-0-1	DNP	9-4-0	0-1-0	DNP
Virginia Tech	01/18/2023	78-68	W	20-2-5	12-4-1	11-3-7	15-5-1	10-7-3	DNP	7-1-1	DNP	3-3-1	0-1-0	DNP
at Wake Forest	01/21/2023	76-67	W	12-3-4	5-2-1	8-3-6	25-10-1	8-7-2	DNP	11-2-3	DNP	5-8-1	0-0-1	2-1-0
Boston College	01/28/2023	76-57	W	7-3-6	18-6-0	11-1-8	18-7-3	2-3-1	0-0-0	12-4-0	0-0-0	6-4-1	2-2-1	0-1-0

Opponent	Date	Score	W	24 HOW,TRISTA
N.C. Central	11/07/2022	73-61	W	DNP
Monmouth	11/11/2022	89-42	W	3-3-0
vs Baylor	11/18/2022	86-79	W	DNP
vs Illinois	11/20/2022	70-61	W	DNP
UMES	11/25/2022	72-45	W	DNP
at Michigan	11/29/2022	70-68	W	DNP
Florida St.	12/03/2022	62-57	W	DNP
James Madison	12/06/2022	55-50	W	DNP
Houston	12/17/2022	61-69	L	DNP
at Miami (FL)	12/20/2022	64-66	L	DNP
UAlbany	12/28/2022	66-46	W	DNP
at Georgia Tech	12/31/2022	74-56	W	0-3-0
at Pittsburgh	01/03/2023	65-68	L	DNP
Syracuse	01/07/2023	73-66	W	DNP
North Carolina	01/10/2023	65-58	W	DNP
at Florida St.	01/14/2023	67-58	W	DNP
Virginia Tech	01/18/2023	78-68	W	DNP
at Wake Forest	01/21/2023	76-67	W	DNP
Boston College	01/28/2023	76-57	W	0-1-0



**2022-23 Virginia Men's Basketball
Team Game-by-Game
All games**

Opponent	Date	Score	W	Total		3-Pointers		Free throws		Rebounds				PF	A	TO	BLK	STL	PTS	AVG
				FG-FGA	PCT	3FG-3FGA	PCT	FT-FTA	PCT	OFF	DEF	TOT	AVG							
N.C. Central	11/07/2022	73-61	W	20-47	.426	11-25	.440	22-30	.733	10	27	37	37.0	12	16	8	4	4	73	73.0
Monmouth	11/11/2022	89-42	W	30-54	.556	13-25	.520	16-25	.640	11	24	35	36.0	20	23	6	8	9	89	81.0
vs Baylor	11/18/2022	86-79	W	25-45	.556	9-14	.643	27-35	.771	8	19	27	33.0	15	20	14	3	8	86	82.7
vs Illinois	11/20/2022	70-61	W	20-48	.417	5-17	.294	25-32	.781	9	28	37	34.0	14	10	12	2	8	70	79.5
UMES	11/25/2022	72-45	W	27-51	.529	5-15	.333	13-18	.722	7	26	33	33.8	11	18	10	5	10	72	78.0
at Michigan	11/29/2022	70-68	W	27-53	.509	4-8	.500	12-19	.632	6	19	25	32.3	15	12	7	0	7	70	76.7
Florida St.	12/03/2022	62-57	W	18-51	.353	5-19	.263	21-26	.808	12	26	38	33.1	17	9	12	10	4	62	74.6
James Madison	12/06/2022	55-50	W	19-45	.422	5-21	.238	12-24	.500	3	30	33	33.1	14	14	9	10	6	55	72.1
Houston	12/17/2022	61-69	L	20-48	.417	6-22	.273	15-17	.882	6	20	26	32.3	13	15	10	3	2	61	70.9
at Miami (FL)	12/20/2022	64-66	L	22-60	.367	6-23	.261	14-19	.737	11	26	37	32.8	17	17	10	3	6	64	70.2
UAlbany	12/28/2022	66-46	W	25-52	.481	5-18	.278	11-20	.550	8	30	38	33.3	9	15	8	7	4	66	69.8
at Georgia Tech	12/31/2022	74-56	W	27-57	.474	10-22	.455	10-16	.625	11	20	31	33.1	14	21	11	3	14	74	70.2
at Pittsburgh	01/03/2023	65-68	L	26-55	.473	9-21	.429	4-4	1.000	6	22	28	32.7	18	17	11	1	7	65	69.8
Syracuse	01/07/2023	73-66	W	23-53	.434	12-26	.462	15-22	.682	7	23	30	32.5	17	22	10	6	11	73	70.0
North Carolina	01/10/2023	65-58	W	24-52	.462	6-19	.316	11-19	.579	6	26	32	32.5	12	11	8	8	9	65	69.7
at Florida St.	01/14/2023	67-58	W	27-60	.450	11-22	.500	2-3	.667	8	24	32	32.4	13	14	6	3	4	67	69.5
Virginia Tech	01/18/2023	78-68	W	29-57	.509	8-23	.348	12-13	.923	7	23	30	32.3	9	19	5	5	7	78	70.0
at Wake Forest	01/21/2023	76-67	W	24-60	.400	15-34	.441	13-17	.765	10	28	38	32.6	20	19	7	5	2	76	70.3
Boston College	01/28/2023	76-57	W	30-59	.508	6-21	.286	10-10	1.000	9	24	33	32.6	14	20	11	3	8	76	70.6
Total		1342		463-1007	.460	151-395	.382	265-369	.718	155	465	620	32.6	274	312	175	89	130	1342	70.6
Opponents		1142		409-1004	.407	136-393	.346	188-249	.755	161	438	599	31.5	325	218	238	70	90	1142	60.1

Virginia Averages

Games Played	Points/game	FG Pct	3FG Pct	FT Pct	Rebounds/game	Assists/game	Turnovers/game	Assist/Turnover ratio	Steals/game	Blocks/game
19	70.6	46.0	38.2	71.8	32.6	16.4	9.2	1.8	6.8	4.7



**2022-23 Virginia Men's Basketball
Opponents Game-by-Game
All games**

Opponent	Date	Score	W	Total		3-Pointers		Free throws		Rebounds				PF	A	TO	BLK	STL	PTS	AVG
				FG-FGA	PCT	3FG-3FGA	PCT	FT-FTA	PCT	OFF	DEF	TOT	AVG							
N.C. Central	11/07/2022	73-61	W	22-53	.415	8-19	.421	9-14	.643	8	19	27	27.0	25	8	8	4	6	61	61.0
Monmouth	11/11/2022	89-42	W	16-41	.390	3-11	.273	7-15	.467	6	15	21	24.0	21	5	21	0	3	42	51.5
vs Baylor	11/18/2022	86-79	W	28-58	.483	11-26	.423	12-14	.857	12	17	29	25.7	24	15	13	2	7	79	60.7
vs Illinois	11/20/2022	70-61	W	24-59	.407	9-26	.346	4-9	.444	11	23	34	27.8	22	11	13	4	5	61	60.8
UMES	11/25/2022	72-45	W	19-55	.345	3-18	.167	4-5	.800	8	21	29	28.0	16	7	15	2	5	45	57.6
at Michigan	11/29/2022	70-68	W	26-49	.531	8-19	.421	8-10	.800	5	24	29	28.2	16	10	12	9	3	68	59.3
Florida St.	12/03/2022	62-57	W	21-64	.328	6-18	.333	9-9	1.000	16	24	40	29.9	19	12	13	4	4	57	59.0
James Madison	12/06/2022	55-50	W	15-55	.273	7-23	.304	13-18	.722	13	28	41	31.3	21	5	12	1	8	50	57.9
Houston	12/17/2022	61-69	L	25-51	.490	8-21	.381	11-13	.846	7	23	30	31.1	17	17	8	3	4	69	59.1
at Miami (FL)	12/20/2022	64-66	L	21-53	.396	7-22	.318	17-22	.773	9	28	37	31.7	17	11	11	7	5	66	59.8
UAlbany	12/28/2022	66-46	W	16-52	.308	6-27	.222	8-11	.727	6	24	30	31.5	16	9	10	3	3	46	58.5
at Georgia Tech	12/31/2022	74-56	W	20-45	.444	7-16	.438	9-13	.692	8	22	30	31.4	16	11	23	1	6	56	58.3
at Pittsburgh	01/03/2023	65-68	L	23-54	.426	7-22	.318	15-17	.882	9	23	32	31.5	9	16	8	3	5	68	59.1
Syracuse	01/07/2023	73-66	W	24-54	.444	8-14	.571	10-15	.667	9	28	37	31.9	20	15	16	7	9	66	59.6
North Carolina	01/10/2023	65-58	W	21-53	.396	8-24	.333	8-12	.667	8	28	36	32.1	19	9	13	2	5	58	59.5
at Florida St.	01/14/2023	67-58	W	21-53	.396	5-19	.263	11-14	.786	9	24	33	32.2	8	12	9	6	1	58	59.4
Virginia Tech	01/18/2023	78-68	W	27-55	.491	12-27	.444	2-2	1.000	5	22	27	31.9	13	19	8	4	3	68	59.9
at Wake Forest	01/21/2023	76-67	W	20-51	.392	9-27	.333	18-22	.818	6	26	32	31.9	18	9	9	4	3	67	60.3
Boston College	01/28/2023	76-57	W	20-49	.408	4-14	.286	13-14	.929	6	19	25	31.5	8	17	16	4	5	57	60.1
Total		1142		409-1004	.407	136-393	.346	188-249	.755	161	438	599	31.5	325	218	238	70	90	1142	60.1
Virginia		1342		463-1007	.460	151-395	.382	265-369	.718	155	465	620	32.6	274	312	175	89	130	1342	70.6

Opponents Averages

Games Played	Points/game	FG Pct	3FG Pct	FT Pct	Rebounds/game	Assists/game	Turnovers/game	Assist/Turnover ratio	Steals/game	Blocks/game
19	60.1	40.7	34.6	75.5	31.5	11.5	12.5	0.9	4.7	3.7