

CAROLINA

Game 17: at Virginia
Tuesday, January 10
John Paul Jones Arena
Charlottesville, Va.
9 p.m. - ESPN

2022-23 SCHEDULE (11-5, 3-2 ACC)

(8-0 Home, 0-3 Away, 3-2 Neutral)

NOVEMBER (AP rankings)

7	UNCW (1/-)	W, 69-56	ACCN
11	College of Charleston (1/-)	W, 102-86	RSN
15	Gardner-Webb (1/-)	W, 72-66	ACCN
20	James Madison (1/-)	W, 80-64	ACCN
24	vs. Portland @ (1/-)	W, 89-81	ESPN
25	vs. Iowa State @ (1/-)	L, 65-70	ESPN
27	vs. Alabama @ (1/18)	L, 101-103 (4 OT)	ESPN
30	at Indiana # (18/10)	L, 65-77	ESPN

DECEMBER

4	at Virginia Tech (18/-)	L, 72-80	ACCN
10	Georgia Tech (-/-)	W, 75-59	ESPN
13	The Citadel (-/-)	W, 100-67	ESPN2
17	vs. Ohio State ! (-/23)	W, 89-84 (OT)	CBS
21	vs. Michigan & (-/-)	W, 80-76	ESPN
30	at Pittsburgh (25/-)	L, 74-76	ACCN

JANUARY

4	Wake Forest	W, 88-79	ACCN
7	Notre Dame	W, 81-64	ESPN2
10	at Virginia	9 p.m.	ESPN
14	at Louisville	2 p.m.	ESPN
17	Boston College	7 p.m.	RSN
21	NC State	5 p.m.	ACCN
24	at Syracuse	9 p.m.	ESPN

FEBRUARY

1	Pittsburgh	7 p.m.	ACCN
4	at Duke	6:30 p.m.	ESPN
7	at Wake Forest	7 p.m.	ESPN/2
11	Clemson	2 p.m.	ESPN/2
13	Miami	7 p.m.	ESPN
19	at NC State	1 p.m.	ESPN
22	at Notre Dame	9 p.m.	ESPN/2
25	Virginia	6/8 p.m.	ESPN
27	at Florida State	7 p.m.	ESPN

MARCH

4	Duke	6:30 p.m.	ESPN
7-11	ACC Tournament*		

SITE/SPECIAL EVENT KEY

@ Phil Knight Invitational, Portland, Ore.
 # ACC-Big Ten Challenge
 ! CBS Sports Classic, New York, N.Y.
 & Jumpman Invitational, Charlotte, N.C.
 * ACC Tournament, Greensboro, N.C.

All Times Eastern

UNC at VIRGINIA BROADCAST INFO

TV: ESPN (Dan Shulman, Dick Vitale, Andraya Carter)

RADIO: Tar Heel Sports Properties (Jones Angell, Eric Montross, Adam Lucas)

SATELLITE RADIO: Sirius/XM 389

7 NATIONAL CHAMPIONSHIPS: NCAA 1957, 1982, 1993, 2005, 2009, 2017; Helms 1924
21 FINAL FOURS



52 NCAA TOURNAMENT APPEARANCES
32 ACC REGULAR-SEASON CHAMPIONSHIPS
18 ACC TOURNAMENT CHAMPIONSHIPS
38 ASSOCIATED PRESS FINAL TOP-10 RANKINGS



GAME 17: AT VIRGINIA

• Carolina and Virginia, two of six teams tied for fourth place at 3-2 in the Atlantic Coast Conference standings, play for the 194th time when the Tar Heels travel to Charlottesville for a 9 p.m. tip on Tuesday, January 10.

• The Tar Heels lead the ACC in scoring (81.4 points per game), while Virginia leads the league in fewest points allowed (59.6).

• Carolina got 21 points, 13 rebounds, four assists and two blocks from Armando Bacot, three first-half threes and 18 points from Caleb Love and 18 points off the bench from Puff Johnson (season-high 11) and D'Marco Dunn (career-high seven) in an 81-64 win over Notre Dame on Saturday.

• Bacot earned his second ACC Player-of-the-Week award this season and fifth of his career for his play against Wake Forest (21 points, nine rebounds, five assists) and Notre Dame.

• The Tar Heels played the Irish without Pete Nance, who strained his back at Pittsburgh and has played only two minutes in the last two games. Freshman Seth Trimble made his first start in place of Nance vs. the Irish.

• **Check page 15 for more details on the win over Notre Dame.**

• Carolina has won six of its last seven games to improve to 11-5 overall. The Tar Heels entered a nine-day Christmas break winners of four straight, lost at Pittsburgh on December 30 but has opened the new year with home wins over Wake Forest (by nine) and Notre Dame (by 17).

• Not coincidentally, the Tar Heels have had more assists than turnovers in each of their last seven games, while they had more turnovers than assists in all four of their consecutive losses in late November-early December that exited them from the top 25.

• Virginia is 13-2 overall. The Cavaliers won their first eight games this season and have split their last six, including a 73-66 home win over Syracuse on Saturday.

• Both teams count recent losses at Pittsburgh. The Panthers overcame a six-point Tar Heel lead at the half to win, 76-74, while Virginia lost a 10-point halftime advantage as Pitt recovered for a 68-65 victory on January 3.

• Bacot, the ACC's Preseason Player of the Year, has scored 20 or more points in five straight games for the first time in his career, including back-to-back 21-point efforts in the wins over Wake Forest and Notre Dame.

• Bacot leads the ACC in scoring (18.8 ppg), rebounding (11.2 rpg) and offensive rebounding (4.6) and is fourth in field goal percentage (.567). Last season, the Richmond, Va., na-

STATISTICAL COMPARISON

	UNC	VIRGINIA
Record	11-5, 3-2	11-3, 3-2
Points/Game	81.4	70.0
Scoring Defense	74.3	59.6
Scoring Margin	+7.1	+10.4
FG%	.462	.458
3FG%	.319	.380
3FGs/Game	6.7	7.5
FT%	.735	.707
FG% Defense	.434	.404
3FG% Defense	.349	.348
Oppt 3FGs/Game	8.1	7.0
Rebounds/Game	39.8	32.5
Offensive Rebs/Game	10.6	8.2
Rebound Margin	+4.5	+0.6
Assists/Game	13.4	16.4
Turnovers/Game	11.3	9.9
Assists/Turnovers	1.2	1.7
Turnovers Forced/Game	11.7	13.1

KenPom.com (as of 1/9/23)

Overall Ranking	21	14
Offensive Efficiency	114.9 (13)	112.8 (23)
Defensive Efficiency	96.6 (70)	92.2 (21)
Effective FG Pct.	51.8 (102)	53.1 (56)
Turnover Pct.	15.3 (19)	15.6 (22)
Offensive Rebound Pct.	29.5 (164)	26.5 (250)
FTA/FGA	42.0 (16)	42.7 (13)
Strength of Schedule	10	46

CAROLINA STATS IN WINS vs. LOSSES

	11 Wins	5 Losses
Points Per Game	84.1	75.4
Oppt. Points Per Game	71.1	81.2
FG%	.483	.417
Oppt. FG%	.421	.459
3FG%	.346	.255
Oppt. 3FG%	.349	.348
3FGs Per Game	7.5	5.0
Oppt. 3FGs Per Game	8.2	8.0
FT%	.714	.783
Oppt. FT%	.650	.698
Rebound Margin	+7.2	-1.4
Assists/Turnovers	162/117 (1.4)	52/63 (0.8)
Opponent A/T/O	131/129 (1.0)	81/58 (1.4)

Carolina's Top 5 Scorers 11 Wins

Armando Bacot	19.5
Caleb Love	16.9
RJ Davis	16.7
Pete Nance (10 games)	10.8
Leaky Black	8.1

Carolina's Top 5 Scorers

	5 Losses
Caleb Love	16.8
Armando Bacot (4 games)	16.8
RJ Davis	15.8
Pete Nance	11.2
Leaky Black	5.4

UNC'S RECORD WHEN ... UNDER HUBERT DAVIS

	2022-23	Total
Home	8-0	23-2
Away	0-3	8-6
Neutral	3-2	9-7
Overtime	1-1	4-1
Leads at Half	8-2	29-3
Trails at Half	3-3	8-12
Tied at Half		3-0
UNC shoots 50% or better FG	4-0	14-0
UNC shoots 40-49.9% FG	6-4	21-10
UNC shoots under 40% FG	1-1	5-5
Opponents shoot 50% or better FG	0-2	1-8
Opponents shoot 40-49.9% FG	9-3	23-7
Opponents shoot under 40% FG	2-0	16-0
UNC has more rebounds	8-2	37-9
Opponents have more rebounds	3-3	3-6
Teams have same rebounds		
UNC has more offensive rebounds	7-3	26-10
Opps have more offensive rebounds	4-2	12-5
Teams have same offensive rebounds		2-0
UNC has more turnovers	3-3	20-11
Opponents have more turnovers	5-1	13-3
Teams have same number of turnovers	3-1	7-1
UNC scores 80 or more points	8-1	23-2
UNC scores less than 80 points	3-4	17-13
UNC scores 90 or more points	2-1	11-1
UNC scores 100 or more points	2-1	3-1
Opponents score 80 or more points	3-2	9-8
Opponents score less than 80 points	8-3	31-7
Opponents score 90 or more points	0-1	0-4
Opponents score 100 or more points	0-1	0-1
OVERALL RECORD	11-5	40-15

CURRENT STREAKS

Overall	Won 2
Home	Won 10
Road	Lost 3
Neutral Site	Won 2
vs. ACC Opponents (all games)	Won 2
vs. Home Non-ACC	Won 12
vs. Home ACC	Won 5
vs. Road Non-ACC	Lost 1
vs. Road ACC	Lost 2
AP-ranked opponents	Won 1
Overtime	Won 1
UNC Scores 100 Points	Won 1
UNC Scores 90 Points	Won 1
UNC Scores 80 Points	Won 5
UNC Scores Less than 80 Points	Lost 1
UNC Scores Less than 70 Points	Lost 2
UNC Scores Less than 60 Points	Lost 1
Opponents Score 80 Points	Won 1
UNC Leads at the Half	Won 1
Tied at the Half	Won 3
UNC Trails at the Half	Won 2
UNC Shoots 50% Field Goals	Won 22
UNC Shoots Under 40% Field Goals	Lost 1
Opponents Shoot 50% Field Goals	Lost 8
Opponents Shoot Under 40% Field Goals	Won 20
UNC Makes 7 or More 3FGs	Won 2
Opponents Make 10 or More 3FGs	Won 1
UNC Makes More 3FGs	Won 1
UNC Makes 20 Free Throws	Won 1
Opponents Make More Free Throws	Lost 2
UNC Has More Rebounds	Won 1
Opponents Have More Rebounds	Won 1
UNC Has More Turnovers	Lost 1
Opponents Have More Turnovers	Won 2

tive became the first Tar Heel ever to lead UNC in scoring, rebounding, field goal percentage and blocked shots in consecutive seasons, and he is on pace to accomplish that again this season.

- Bacot is averaging 21.9 points over his last seven games. He averaged 5.3 field goals in the first eight games and 8.4 over his last seven games
- Caleb Love and Bacot were named last week to the Wooden Award's mid-season top 25. Love has made at least one three-pointer in 44 consecutive games, breaking the previous UNC record of 41 games set by Marcus Paige.
- RJ Davis had 27 points against Wake Forest and became the 81st Tar Heel all-time to score 1,000 points. Davis added 13 points and five assists vs. Notre Dame.
- Bacot (18.8 ppg), Love (16.9) and Davis (16.4) are on pace to become the first Tar Heel trio to average 16 points in a season since Walter Davis, Phil Ford and Mitch Kupchak did that in 1974-75 and 1975-76.

BACOT: 5-TIME ACC PLAYER OF THE WEEK

- Bacot earned his second ACC Player-of-the-Week award this season and fifth of his career for his play against Wake Forest and Notre Dame.
- He averaged 21.0 points, 11.0 rebounds, 4.5 assists and 1.6 blocks and made 16 of 28 field goals in the wins over Wake Forest and Notre Dame.
- In December, Bacot earned ACC Player-of-the-Week honors for his performances against The Citadel and Ohio State.
- Bacot has won ACC Player of the Week five times, which equals the fourth most all-time by a Tar Heel with Joel Berry II, Michael Jordan, Luke Maye, Mike O'Koren and Marcus Paige.
- Only Antawn Jamison (ACC-record 12), Tyler Hansbrough (11) and Phil Ford (6) have won the award more than Bacot.

UNC-VIRGINIA SERIES

- The Tar Heels are 133-60 all-time vs. Virginia, including wins in both games played a year ago in Chapel Hill and Brooklyn.
- Those two wins snapped a seven-game Virginia win streak in the series, the Cavaliers' longest since they won the first eight games played between the schools from 1911-16.
- Carolina is 44-37 in Charlottesville, but the Cavaliers have won the last seven in John Paul Jones Arena from 2014-21.
- UNC is 4-7 at John Paul Jones Arena, winning in 2008, 2009, 2011 and 2012 before losing the next seven there. UNC's most recent win in Charlottesville came on 2/25/2012. ACC Player of the Year Tyler Zeller scored a game-high 20 points and John Henson added 15 points and 11 rebounds.
- Carolina averaged 68.5 points in the four wins at John Paul Jones Arena from 2008-12. The Tar Heels averaged 53.4 points in the seven losses at Virginia from 2013-21, scoring 43, 49, 47 and 48 points in the last four games in Charlottesville.
- Carolina's last three wins over Virginia have come by 24, 16 and 20 points.

LAST SEASON VS. THE CAVALIERS

- The Tar Heels defeated Virginia, 74-58, in Chapel Hill on January 8, and 63-43, in the ACC Tournament quarterfinals in Brooklyn on March 10.
- It was the first time UNC beat the Cavaliers

CAROLINA BASKETBALL SPORTS INFORMATION/ MEDIA RELATIONS

Senior Associate AD (contact for Hubert Davis)

Steve Kirschner
Direct Office Phone: (919) 962-7258
Cell Phone: (919) 475-2695
Email: stevekirschner@unc.edu
Associate Director (contact for player interviews)
 Matt Bowers
Cell Phone: (919) 619-7021
Email: mattbowers@unc.edu
Office Phone: (919) 962-2123
Office Location
 UNC Media & Communications Center
 2nd Floor, 380 Skipper Bowles Drive
Web Site: GoHeels.com
Carolina Basketball Twitter: @UNC_Basketball
Stats and Notes Twitter: @UNCMBBStats
Instagram: UNC_Basketball
YouTube: UNCTarHeelsAthletics

PRESS CONFERENCE SCHEDULE

Jan 13	day before at Louisville	2 p.m.
Jan 20	day before NC State	2 p.m.
Feb 3	day before at Duke	2 p.m.
Feb 10	day before Clemson	2 p.m.
Feb 17	two days before at NC State	2 p.m.
Feb 24	day before Virginia	2 p.m.
Mar 2	two days before Duke	2 p.m.

Coach Davis on the ACC Media Zoom

Jan 16 and Jan 30 at 11 a.m.
 Jan 23, Feb 6 and Feb 20 at 10:50 a.m.

Coach Davis's radio show

7 p.m. at Top of the Hill restaurant
 Jan. 16, Jan. 30, Feb. 6, Feb. 15, Feb. 20, March 1, March 6, March 13

recorded in studio

Jan. 23

twice in a season since sweeping the regular-season games in 2012.

January 8, 2022

UNC 74, Virginia 58 in Chapel Hill

- Carolina's win snapped a seven-game losing streak to Virginia. It was UNC's first win over the Cavaliers since 2/18/2017.
- It was the first time UNC scored 70 points against Virginia in 10 games, since a 79-74 loss in Charlottesville on 2/27/2016.
- It was the fifth time in the last 10 meetings the Tar Heels held Virginia below 60 points.
- Carolina made 11 threes and led by as many as 25 points.
- Armando Bacot set career highs in points (29), field goals (12), rebounds (22) and offensive rebounds (9).
- Bacot became the first Tar Heel with 20 points and 20 rebounds since Brice Johnson had 39 and 23 at Florida State on 1/4/2016.
- Bacot was the first player to have 20/20 against Virginia since Wake Forest's Tim Duncan had 21 and 23 in 1997.
- Brady Manek had a career-high five assists and also hit five three-pointers.
- Caleb Love made four threes, had 16 points and five assists.
- Bacot (29), Manek (19) and Love (16) combined to score 64 of Carolina's 74 points.

March 10, 2022

UNC 63, Virginia 43 in Brooklyn

- Carolina allowed 43 points, fewest in an ACC Tournament game by a UNC opponent since Georgia Tech scored 39 in the 1982 ACC quar-

ACC & NCAA TEAM STAT RANKINGS

Category	Value	NCAA rank	ACC rank
Scoring	81.4	22	1
Scoring Defense	74.3	302	14
Scoring Margin	+7.1	112	7
FG%	.462	90	5
3FG%	.319	267	13
3FGs/Game	6.7	248	11
FT%	.735	94	10
FG% Defense	.434	211	11
3FG% Defense	.349	264	14
Rebounds/Game	39.9	29	1
Offensive Reb/Game	10.6	174	7
Rebound Margin	+4.5	76	3
Assists/Game	13.4	183	10
Turnovers/Game	11.3	40	7
Turnovers Forced/Game	11.7	291	12
Assist/Turnovers	1.2	84	8

as of 1/9/23

terfinal.

- The 43 points were the fewest allowed by UNC in an ACC Tournament game in the shot clock era (which began in 1985-86).
- The 43 points were the fewest allowed by UNC in any game last season.
- Carolina allowed 13 points in the first half, the fewest in a first half in the shot clock era in any ACC Tournament game.
- Manek out-scored Virginia, 19-13, in the first half. It was the first time a Tar Heel out-scored an opponent in a half since Reggie Bullock out-scored Maryland, 21-20, in the first half in Chapel Hill on 1/19/2013.
- Manek led UNC with 21 points, Bacot had 10 points and a game-high 11 rebounds. It was his 24th double-double, which set the UNC single-season record.
- Leaky Black played sensational defense against Virginia point guard Kihei Clark, limiting him to seven points on 3 of 9 shooting and three turnovers. Black had three steals and three assists.
- RJ Davis had a then-career-high eight rebounds and six assists.
- Former Cavalier forward Justin McKoy scored a season-high five points and had a season-high five rebounds in 17 minutes.
- Virginia shot 18.5% (5 of 27) from the floor in the first half.
- Carolina committed only seven turnovers, the fewest in any of its eight postseason games last season.

RANKINGS

- Carolina is No. 21 in the country in KenPom and No. 28 in the NCAA's NET.
- Virginia is 13th in KenPom and 17th in the NET.
- The Tar Heels lead the ACC in scoring (81.4 ppg) and rebounding (39.4) and are 14th in the league in points allowed (74.3).
- Last season, UNC was No. 1 in the ACC and No. 3 in the country in rebound margin (plus 8.5). This season, UNC is No. 3 in the conference and 104th nationally at plus 4.5 per game.
- The Tar Heels are fifth in the ACC in field goal percentage. Carolina has shot 50% from the floor in two of the last four games and 50% in the second half in five of the last eight games. UNC shot 60% in the second half January 7 win over Wake Forest.
- Carolina is 11th in the ACC in three-pointers per game (6.7), 13th in three-point shooting

(.319) and 14th in three-point percentage defense (.349).

- Armando Bacot (first), Caleb Love (sixth) and RJ Davis (10th) rank in the top 10 in the league in scoring.
- Bacot leads the ACC in scoring, rebounding, offensive boards and double-doubles.
- Bacot ranks fourth in the country in offensive rebounding (4.6 per game), fourth in free throw attempts (115), fifth in rebounds per game (11.1) and sixth in double-doubles (9).

SCHEDULE

- Carolina's schedule is ranked the 10th-most difficult in the nation (per KenPom) among all teams and the fifth-most difficult among Power 5 conference teams behind only Seton Hall, Alabama, Kansas and Oregon.
- Carolina's first 16 opponents have collectively the fifth-best offensive efficiencies in the country.
- Iowa State (12-2), Alabama (13-2), Indiana (10-5), Virginia Tech (11-5) and Pittsburgh (11-5), the five teams that have defeated UNC, were a combined 57-19 (.750) through January 8.
- Carolina has played three teams that are ranked in the January 9 AP poll – No. 4 Alabama, No. 14 Iowa State and No. 22 Charleston.
- Indiana, Ohio State and Pittsburgh also received votes as did the Tar Heels.

KENPOM HIGHLIGHTS

- Some notable stats according to KenPom: the Tar Heels are 13th in the country in offensive efficiency (114.9 points per 100 possessions), 16th best in getting to the free throw line and have committed the 19th-fewest turnovers per possession.
- The Tar Heels are 267th in three-point percentage and 329th in forcing turnovers.
- UNC is 260th in assists to field goals percentage at .478, but the Tar Heels have assists on 56.8% of their field goals over the last seven games. Last season, Carolina had assists on 54% of its field goals.
- Armando Bacot is 17th in the country in offensive rebound percentage, but as a team the Tar Heels are 164th. Bacot has 69 offensive rebounds, 47 more than Leaky Black, who is second with 22.

INSIDE THE NUMBERS (WINS & LOSSES)

- Carolina has scored 8.7 more points per game in its 11 wins than the five losses, while the opponents have scored nearly 10 more points per game in UNC's losses.
- The Tar Heels are shooting 48.3% from the floor in the wins and 41.7% in their losses.
- The Tar Heels make 7.5 threes at 34.6% in the wins, but only 5.0 threes at 25.5% in the losses.
- Carolina has a rebounding edge of 7.2 in the wins and has been out-rebounded by 1.4 per game in its losses.
- The Tar Heels are plus 45 in assists/turnovers in the wins and minus 11 in the five losses.
- The opponents have shot 42.1% from the floor in Carolina's wins and 46% in the losses.
- The opponents are plus 23 assist/turnovers in UNC's losses and plus 2 in Carolina's 11 wins.
- UNC has outscored the opponents, 180-128, in points off turnovers in the Tar Heels' 11 wins, including 24-10 vs. Charleston, 27-12 vs. Ohio State and 32-8 vs. Wake Forest.
- The opponents have outscored the Tar Heels, 80-43, in points off turnovers in the five losses.

UNC'S RECORD THIS SEASON WHEN...

	2022-23	Career
Five players score in double figures	1-1	
Four players score in double figures	6-1	
Three players score in double figures	4-3	
Two players score in double figures	0-0	
One player scores in double figures	0-0	
Bacot scores in double figures	11-4	59-26
Black scores in double figures	3-1	10-6
Davis scores in double figures	10-5	39-18
Love scores in double figures	9-4	46-16
Nance scores in double figures	5-4	-
Johnsson scores in double figures	1-0	3-1
Nickel scores in double figures	1-0	1-0
Trimble scores in double figures	1-0	1-0
Bacot leads UNC in scoring	4-1	20-10
Black leads UNC in scoring	0-0	1-0
Davis leads UNC in scoring	4-2	9-4
Love leads UNC in scoring	3-2	17-6
Nance leads UNC in scoring	1-2	-
Bacot w/10 or more rebounds	6-3	45-20
Bacot w/5 or more offensive rebounds	6-3	26-10
Bacot has a double-double	6-3	43-15
Davis has a double-double	2-0	2-1
Nance has a double-double	0-2	-
Two Tar Heels have double-doubles	1-1	-
Three players score 20 points	1-0	-
Two players score 20 points	4-1	-
Bacot scores 20 or more points	6-2	19-5
Davis scores 20 or more points	4-0	9-0
Love scores 20 or more points	4-1	19-1
Nance scores 20 or more points	1-0	-
Davis w/more assists than turnovers	9-2	40-11
Davis w/five or more assists	5-0	17-1
Love w/more assists than turnovers	7-0	35-10
Love w/five or more assists	4-0	21-2
Black w/three or more assists	3-1	38-11
Black makes multiple 3FGs	2-1	9-3
Davis makes multiple 3FGs	6-1	28-8
Johnson makes multiple 3FGs	1-0	2-0
Love makes multiple 3FGs	5-3	33-12
Nance makes multiple 3FGs	3-1	-
Davis, Love & Nance w/multiple 3FGs	2-0	-

That includes a 15-point advantage by Iowa State, a seven-point edge by Alabama, a 17-4 advantage at Indiana and a 12-6 margin by Pittsburgh.

- Carolina is 6-1 in games when it has scored more points off turnovers than its opponents.
- The Tar Heels are 3-4 when the opponents score more points off turnovers.
- The opponents are averaging 40.0 point points in the five UNC losses, including 40 by Alabama, 50 by Indiana, 42 by Virginia Tech and 42 by Pittsburgh. UNC has allowed 30.9 point points in its 11 victories.
- Carolina's five starters are all shooting at least 42% from the floor in the 11 wins; in the five losses, only Armando Bacot (.571) is shooting better than 43% from the floor.
- In the 11 wins, Bacot is the only starter with more turnovers than assists; in the five losses, only Black has more assists than turnovers.

FROM THE STRIPE

- Carolina is third in the country in free throws made per game (18.7) and eighth in attempts (25.4).
- Armando Bacot is fourth nationally in free throw attempts (122) and 17th in free throws made (80).
- Carolina is 10-1 this season and 31-8 in his career when Bacot attempts more than six free throws in a game. The Tar Heels are 1-3 this season and 40-36 over the last four seasons when he attempts fewer than six.
- RJ Davis leads the ACC and is 36th in the

country in free throw percentage at .882. Pete Nance (14th at .784) and Caleb Love (17th at .776) also rank in the top 20 in the ACC.

MISCELLANEOUS

- RJ Davis leads the Tar Heels in plus/minus at +121. Armando Bacot is second at +120.
- Bacot has led UNC in plus/minus six times. Pete Nance is second in games led in plus/minus leader with three.
- Caleb Love led UNC with a plus 17 vs. Notre Dame, the second game this season he has led the Tar Heels in plus/minus.
- Freshman guard Seth Trimble posted a game-high plus 16 in the 88-79 win over Wake Forest. He entered the game with 14:09 to play with UNC trailing 56-52 and helped Carolina out-score the Deacons by 13 the rest of the game.
- Trimble became the third Tar Heel non-starter to lead the team in plus/minus in a game this season (Puff Johnson vs. Alabama and Tyler Nickel at Virginia Tech).
- Sophomore guard D'Marco Dunn, who returned to action at Pittsburgh after missing five games due to a broken bone in his left hand, leads the non-starters in plus/minus at +40. Trimble is next at +33 off the bench (which includes the plus 7 he registered in his first start vs. Notre Dame).
- Carolina's bench has outscored the opponents four times this season (16-12 in the loss at Virginia Tech, 42-18 vs. The Citadel, 10-9 in the loss at Pittsburgh and 22-12 in the win over Notre Dame).
- Freshman Tyler Nickel's 16 points vs. The Citadel were his season high and the most by a Tar Heel non-starter this season. His 16 points equaled the previous high for most total bench points in a game by UNC this season. They were also the most by a Tar Heel non-starter (in a non-Senior Day game) since Puff Johnson had 16 at NC State last February.
- Carolina's 103-101 loss to Alabama was just the second four-overtime game in UNC history and the first since Carolina beat Tulane, 113-106, in New Orleans on Feb. 14, 1976.
- Carolina had not played even a triple overtime game since 2003-04 (a 119-114 loss to Wake Forest).
- It was only the third time UNC lost in 211 games all-time when scoring 100 points.
- Caleb Love played 57:24 in Carolina's four-overtime loss to Alabama. That is the second-highest minutes played in a game by a Tar Heel. Phil Ford played 58 minutes in a four-OT win at Tulane in 1976.
- Love was named to the PKI All-Tournament team after scoring a career-high 34 points against the Tide.
- The Nov. 21 poll was the 113th time UNC was ranked No. 1 in an AP poll, fourth most in NCAA college basketball history.
- This was the 10th time the AP poll ranked the Tar Heels No. 1 to begin a season (1977-78, 1981-82, 1983-84, 1986-87, 1993-94, 2007-08, 2008-09, 2011-12, 2015-16 and 2022-23).
- UNC's 10 preseason No. 1 rankings are the most all-time, breaking a tie with Duke. UCLA is third with eight, Kentucky is fourth with six and Arizona, Indiana, Kansas and Michigan are tied with three.

IN THE RECORD BOOK

• Carolina has an NCAA-record 81 1,000-point scorers, including Caleb Love, Armando Bacot and RJ Davis, who scored his 1,000th point against Wake Forest on 1/4/23.

MOST 1,000-POINT SCORERS All Schools

North Carolina	81
Villanova	70
Louisville	69
Duke	67
Notre Dame	67
Kansas	65
Syracuse	65
Kentucky	60
Ohio State	60
Maryland	59
UCLA	59

- Davis scored 27 points to pass the 1,000-point mark against Wake Forest in his 83rd game, the 38th-fewest games needed by a Tar Heel to score 1,000 points.
- Raymond Felton and Ty Lawson both scored their 1,000th points in their 84th games.
- Bacot scored his 1,000th in his 82nd game, while Love scored his 1,000th point in his 73rd game, the fewest games needed since Harrison Barnes hit the mark in his sophomore season in 2011-12 in his 61st game as a Tar Heel.
- Bacot has grabbed 10 or more rebounds in a UNC-record 65 games. He passed Hall of Famer Billy Cunningham, who had 61 in three seasons from 1962-65.
- Bacot passed Sam Perkins on January 7 for second place all-time in rebounds at UNC. He has 1,169 rebounds and needs 51 to pass four-time first-team All-America Tyler Hansbrough for the UNC record.
- Bacot has 58 double-doubles in 115 games (double-doubles in 50.4% of his games). Only Cunningham (87.0%) and Lennie Rosenbluth (51.3%) recorded double-doubles in a higher percentage of games by a Tar Heel.
- Bacot set UNC single-season records last year with 511 rebounds, 31 double-doubles, five 20-rebound games (tied), 32 games with 10 or more rebounds, rebounds in an NCAA Tournament and rebounds by a Tar Heel in the Elite 8, national semifinal and national championship games.
- Bacot became the first player in NCAA Tournament history with six double-doubles in one year and tied the NCAA single-season record for double-doubles with 31 (Navy's David Robinson also had 31 in 1985-86).
- Bacot grabbed a career-high 23 rebounds in UNC's 80-64 win over previously unbeaten James Madison on November 20.
- Bacot's 23 rebounds vs. JMU marked his sixth career game with 20 or more. The Ohio State game on December 17 was his 19th with 15 or more.
- Bacot had 21 points and 13 rebounds vs. Notre Dame, his 18th career outing with at least 20 points and 10 rebounds.
- Bacot is second in UNC history in double-doubles (58), second in rebounds (1,169), second in offensive rebounds per game (3.57), and sixth in rebounds per game (10.2). The Richmond, Va., native is one of eight Tar Heels to average a career double-double (13.8/10.2).

MOST POINTS — UNC, CAREER

Rank	Pts	Player
1.	2,872	Tyler Hansbrough, 2005-2009 (ACC record)
2.	2,290	Phil Ford, 1974-78
3.	2,145	Sam Perkins, 1980-84
4.	2,047	Lennie Rosenbluth, 1954-57
5.	2,015	Al Wood, 1977-81
6.	2,007	Charlie Scott, 1967-70
7.	1,982	Larry Miller, 1965-68
8.	1,974	Antawn Jamison, 1995-98
9.	1,912	Brad Daugherty, 1982-86
10.	1,863	Walter Davis, 1973-77
11.	1,844	Marcus Paige, 2012-16
12.	1,836	Bobby Lewis, 1964-67
13.	1,813	Joel Berry II, 2014-18
14.	1,788	Michael Jordan, 1981-84
15.	1,765	Mike O'Koren, 1976-80
16.	1,747	George Lynch, 1989-93
17.	1,721	Rashad McCants, 2002-05
18.	1,716	Brice Johnson, 2012-16
19.	1,709	Billy Cunningham, 1962-65
20.	1,703	Rick Fox, 1987-91
21.	1,694	Wayne Ellington, 2006-09
22.	1,636	Kenny Smith, 1983-87
23.	1,627	Eric Montross, 1990-94
24.	1,626	Justin Jackson, 2014-17
	1,626	Jawad Williams, 2001-05
26.	1,615	Hubert Davis, 1988-92
27.	1,611	Mitch Kupchak, 1972-76
28.	1,582	Armando Bacot, 2019-
29.	1,567	Jeff Lebo, 1985-89
30.	1,552	J.R. Reid, 1986-89
31.	1,508	Scott Williams, 1986-90
32.	1,501	Tyler Zeller, 2008-12
33.	1,492	Donald Williams, 1991-95
34.	1,482	Kennedy Meeks, 2013-17
35.	1,469	Dennis Wuycik, 1969-72
36.	1,447	Jason Capel, 1998-2002
37.	1,444	Shammond Williams, 1994-98
38.	1,414	Deon Thompson, 2006-10
39.	1,411	Brendan Haywood, 1998-01
40.	1,392	Luke Maye, 2015-19
	1,392	Kris Lang, 1998-02
42.	1,375	Ty Lawson, 2006-09
43.	1,368	Danny Green, 2005-09
44.	1,339	Rusty Clark, 1966-69
45.	1,334	Pete Brennan, 1955-58
46.	1,316	Al Lifson, 1952-55
47.	1,296	Kevin Madden, 1985-90
48.	1,293	George Karl, 1970-73
49.	1,290	Joseph Forte, 1999-01
50.	1,287	York Larese, 1958-61
51.	1,276	Garrison Brooks, 2017-21
52.	1,267	Vince Carter, 1995-98
53.	1,264	Bobby Jones, 1971-74
54.	1,262	Ed Cota, 1996-2000
55.	1,260	Raymond Felton, 2002-05
56.	1,254	Ademola Okulaja, 1995-99
57.	1,232	James M McAdoo, 2011-14
58.	1,231	Joe Wolf, 1983-87
59.	1,228	Harrison Barnes, 2010-12
60.	1,219	James Worthy, 1979-82
61.	1,213	Sean May, 2002-05
62.	1,196	Caleb Love, 2020-
63.	1,191	George Glamack, 1938-41
64.	1,187	Jerry Vayda, 1952-56
65.	1,165	Matt Doherty, 1980-84
66.	1,150	Pete Chilcutt, 1987-91
67.	1,128	Jeff McInnis, 1993-96
...		
75.	1,053	Lee Shaffer, 1957-60
76.	1,035	RJ Davis, 2020-

• Sean May and Bacot are the only Tar Heels to average a double-double over a career in the last 50 seasons.

REBOUNDS – UNC, CAREER

1.	1,219	Tyler Hansbrough, 2005-09
2.	1,169	Armando Bacot, 2019-
3.	1,168	Sam Perkins, 1980-84
4.	1,097	George Lynch, 1989-93
5.	1,062	Billy Cunningham, 1962-65
6.	1,052	Kennedy Meeks, 2013-17
7.	1,035	Brice Johnson, 2012-16
8.	1,027	Antawn Jamison, 1995-98
9.	1,006	Mitch Kupchak, 1972-76
10.	1,003	Brad Daugherty, 1982-86

REBOUNDING AVERAGE — UNC, CAREER

15.4	Billy Cunningham, 1962-65
10.6	Doug Moe, 1958-61
10.5	Pete Brennan, 1955-58
10.4	Lennie Rosenbluth, 1954-57
10.3	Rusty Clark, 1966-69
10.2	Armando Bacot, 2019-
10.0	Sean May, 2002-05
10.0	Bud Maddie, 1953-54
9.9	Antawn Jamison, 1995-98
9.2	Larry Miller, 1965-68

OFFENSIVE REBOUNDS PER GAME – UNC, CAREER

(100 or more since 1986-87)

3.61	Antawn Jamison, 1995-98
3.57	Armando Bacot (411 in 115 games)
3.47	Sean May, 2002-05
3.39	Tyler Hansbrough, 2005-09
3.06	George Lynch, 1989-93

DOUBLE-DOUBLES (POINTS & REBOUNDS) – UNC, CAREER

60	Billy Cunningham, 1962-65
58	Armando Bacot, 2019-
51	Antawn Jamison, 1995-98
47	Tyler Hansbrough, 2005-09
47	Sam Perkins, 1980-84

DOUBLE-DOUBLES (POINTS & REBOUNDS) – ATLANTIC COAST CONFERENCE, CAREER

87	Tim Duncan, Wake Forest, 1994-97
84	Ralph Sampson, Virginia, 1980-84
68	Ronnie Shavlik, NC State, 1954-56
67	Tom Burleson, NC State, 1972-74
66	Len Chappell, Wake Forest, 1960-62
63	Mike Gminski, Duke, 1977-80
61	Tree Rollins, Clemson, 1974-77
60	Billy Cunningham, 1962-65
59	Shelden Williams, Duke, 2003-06
58	Armando Bacot, 2019-
58	Randy Denton, Duke, 1969-71

GAMES WITH DOUBLE-FIGURE REBOUNDS – UNC, CAREER

65	Armando Bacot, 2019-
61	Billy Cunningham, 1962-65

AVERAGE A DOUBLE-DOUBLE — UNC, CAREER

Armando Bacot: 13.8 ppg, 10.2 rpg, 2019-

Sean May: 15.8 ppg & 10.0 rpg, 2002-05
Robert McAdoo: 19.5 ppg & 10.1 rpg, 1971-72
Rusty Clark: 14.7 ppg & 10.2 rpg, 1966-69
Billy Cunningham: 24.8 ppg & 15.4 rpg, 1962-65
Doug Moe: 16.5 ppg & 10.6 rpg, 1958-61
Pete Brennan: 16.4 ppg & 10.5 rpg, 1955-58
Lennie Rosenbluth: 26.9 ppg & 10.4 rpg, 1954-57

PCT. OF DOUBLE-DOUBLE GAMES – UNC CAREER

Name	Double-Doubles	Games	Pct.
Billy Cunningham, 1962-65	60	69	.870
Lennie Rosenbluth, 1954-57	39	76	.513
Armando Bacot, 2019-	58	115	.504
Antawn Jamison, 1995-98	51	104	.490
Doug Moe, 1958-61	29	60	.483
Rusty Clark, 1966-69	43	91	.473
Larry Miller, 1965-68	42	91	.462
Robert McAdoo, 1971-72	14	31	.452
Pete Brennan, 1955-58	35	81	.432
Sean May, 2002-05	33	77	.429

• RJ Davis and Caleb Love are fifth and 12th, respectively, in free throw percentage.

HIGHEST FT PERCENTAGE — UNC, CAREER (MIN. 100 MADE)

Name (Years Played)	Made	Att.	Pct.
Shammond Williams (1994-98)	291	343	.848
Marvin Williams (2004-05)	138	163	.847
Danny Green (2005-09)	202	239	.845
Marcus Paige (2012-16)	347	411	.844
RJ Davis (2020-)	220	261	.843
Jeff Lebo (1985-89)	308	367	.839
Jim Braddock (1979-83)	106	127	.835
Dennis Wuycik (1969-72)	431	517	.834
Joel Berry II (2014-18)	333	400	.833
Darrell Elston (1971-74)	125	150	.833
Ed Stahl (1972-75)	124	149	.832
Caleb Love (2020-)	240	289	.830

• Love has made at least one three-pointer in a UNC-record 44 consecutive games. He broke Marcus Paige's previous mark of 41.
 • Last season, Love made 40 consecutive free throws, the second-longest streak in school history (one off the record by Jeff Lebo).

MOST CONSECUTIVE GAMES WITH A THREE-POINTER, UNC

44	Caleb Love
(last 28 games in 2021-22, all 16 games in 2022-23)	
41	Marcus Paige
(last 30 games in 2014-15, his first 11 in 2015-16)	
34	Rashad McCants (2003-05)
34	Shammond Williams (1996-98)
34	Hubert Davis (1990-92)

• Leaky Black has played in 138 games in four-plus seasons. He could break Deon Thompson's school record for games played (152).
 • Black is one of two current Tar Heels to start at least 100 career games. Bacot has made 114 starts and Black has 113.
 • Black, a fifth-year graduate student, recently surpassed 700 career points, 600 rebounds and 300 assists.
 • Caleb Love needs four assists for 300.

LATE-GAME HEROICS

• Pete Nance's clutch shot vs. Ohio State marked the first time a Tar Heel made a field goal with 0:00 on the clock (released with 0.2 to play) to send a game to overtime since Pete Chilcutt (off an assist from Jeff Lebo) vs. Syracuse on 11/21/1987, in Springfield, Mass. Remarkably, it also happened in UNC's previous overtime game, when Lebo fed Scott Williams for a jump hook at the buzzer that sent the 1987 ACC semifinal against Virginia to a second OT in Landover, Md.
 • The 1987 buzzer-beaters came eight months, six games and one overtime game apart; Nance's shot was 35 years, 1,249 games and 52 overtime games since Chilcutt's shot vs. Syracuse.
 • Carolina trailed Ohio State by 10 with 6:44 to play. It was the first time UNC trailed by double digits with less than 10:00 to play and won since beating Louisville, 72-71, on 1/10/2015.
 • Ohio State led by 14 twice in the first half. That was the largest deficit in a Tar Heel victory since 2/27/21, when UNC overcame a 16-point deficit to beat Florida State, 78-70, in the Smith Center.

NBA TAR HEELS

Cole Anthony, 3rd year	Orlando
Harrison Barnes, 11th year	Sacramento
Tony Bradley, 6th year	Chicago
Reggie Bullock, 10th year	L.A. Clippers
Danny Green, 14th year	Memphis
Justin Jackson, 6th year	Boston
Cameron Johnson, 4th year	Phoenix
Nassir Little, 4th year	Portland
Theo Pinson, 5th year	Dallas
Day'Ron Sharpe, 2nd year	Brooklyn
Coby White, 4th year	Chicago

The following players are playing professional basketball overseas or the G League:

Garrison Brooks (G-League, Westchester, N.Y.)
Tyler Hansbrough (Puerto Rico)
John Henson (Puerto Rico)
Isaiah Hicks (Japan)
Joel James (Russia)
Brice Johnson (Japan)
Christian Keeling (Finland)
Justin Knox (South Korea)
Brady Manek (Australia)
Luke Maye (Spain)
James Michael McAdoo (Japan)
Kennedy Meeks (Dominican Republic)
Walker Miller (The Netherlands)
Marcus Paige (Spain)
Justin Pierce (Montenegro)
Reyshawn Terry (Argentina)
Deon Thompson (Turkey)
J.P. Tokoto (Israel)
Kenny Williams (Greece)

NOVEMBER SIGNEES

• Carolina signed two players to National Letters of Intent in November 2022.
 • Zayden High, a 6-10 forward from San Antonio, Texas. High attends AZ Compass Prep in Chandler, Ariz., where he plays for Coach Ed Gipson.
 • Simeon Wilcher, a 6-5 guard from Plainfield, N.J. Wilcher plays for Coach Dave Boff at Roselle Catholic High School in Roselle, N.J.

MILLER, WILLIAMS HONORED

• Larry Miller, the only Tar Heel to twice earn ACC Player of the Year and ACC Tournament MVP honors, and three-time national championship winning head coach Roy Williams were inducted in the NABC College Basketball Hall of Fame Nov. 20 in Kansas City.
 • Miller and Williams are among 13 Tar Heels in the College Basketball Hall of Fame with Larry Brown, Ben Carnevale, Billy Cunningham, Phil Ford, Antawn Jamison, Bob McAdoo, Frank McGuire, Sam Perkins, Charlie Scott, Dean Smith and James Worthy.
 • On December 14, the Atlanta Tipoff Club announced named Williams the recipient of the 2023 Naismith Outstanding Contributor to Men's Basketball. He will be honored at the 2023 Final Four.
 • In September, George Karl was inducted in the Naismith Hall of Fame. Karl, who played at UNC from 1970-73, became the 12th Tar Heel enshrined in Springfield with Brown, Carnevale, Cunningham, Bobby Jones, Michael Jordan, McAdoo, McGuire, Scott, Smith, Williams and James Worthy.

UNC-VIRGINIA RESULTS



UNC LEADS, 133-60

Date	W-L	NC	VA	Site	Rank	Coach
2-24-11	L	15	18	home, Bynum Gym	—	NC
3-1-11	L	16	24	away, Fayerweather Gymnasium	—	NC
2-10-13	L	19	30	Raleigh Auditorium	—	NC
2-9-14	L	27	67	Raleigh Auditorium	—	NC
3-4-14	L	23	56	away, Fayerweather Gymnasium	—	NC
2-8-15	L (ot)	29	30	Raleigh, Raleigh Auditorium	—	CD
2-18-15	L	26	43	away, Fayerweather Gymnasium	—	CD
2-7-16	L	24	30	Richmond	—	CD
2-24-17	W	35	24	Lynchburg	—	HP
2-19-18	L	35	45	Lynchburg	—	HP
2-15-19	L	29	40	away, Fayerweather Gymnasium	—	none
2-27-19	L	21	31	Richmond	—	none
2-7-20	L	25	40	away, Fayerweather Gymnasium	—	FB
2-27-20	L	31	37	Raleigh Auditorium	—	FB
2-1-21	W	28	26	away, Fayerweather Gymnasium	—	FB
2-26-21	W	43	12	home, Bynum Gym	—	FB
2-20-22	L (ot)	29	31	away, Fayerweather Gymnasium	—	none
2-24-23	W	39	16	home, Bynum Gym	—	none
2-9-24	W	33	20	away, Fayerweather Gymnasium	—	NS
2-21-25	W	26	15	home, Indoor Athletic Court	—	MM
2-4-26	W	47	16	away, Memorial Gymnasium	—	HS
2-27-26	W	25	23	Atlanta, Municipal Auditorium, SoCon	—	HS
2-4-27	W	42	13	home, Indoor Athletic Court	—	JA
1-23-28	W	37	21	home, Indoor Athletic Court	—	JA
2-6-28	W	26	22	away, Memorial Gymnasium	—	JA
1-29-29	W	29	20	home, Indoor Athletic Court	—	JA
2-7-29	W	40	25	away, Memorial Gymnasium	—	JA
2-7-30	W	40	37	away, Memorial Gymnasium	—	JA
2-7-31	W	28	24	away, Memorial Gymnasium	—	JA
2-8-32	W (ot)	26	24	away, Memorial Gymnasium	—	GS
1-19-34	W	44	35	home, Indoor Athletic Court	—	GS
1-29-34	W	24	23	away, Memorial Gymnasium	—	GS
3-1-34	W	27	18	Raleigh, Mem. Auditorium, SoCon	—	GS
1-15-35	W	36	20	home, Indoor Athletic Court	—	GS
1-13-36	W	38	25	home, Indoor Athletic Court	—	WS
1-24-36	L (ot)	30	33	away, Memorial Gymnasium	—	WS
3-5-36	W	39	21	Raleigh, Mem. Auditorium, SoCon	—	WS
1-26-37	W	33	15	home, Indoor Athletic Court	—	WS
2-5-37	W	45	22	away, Memorial Gymnasium	—	WS
1-12-39	L	29	37	away, Memorial Gymnasium	—	WS
2-13-39	W	48	37	home, Woollen Gym	—	WS
2-5-40	L	25	44	Danville City Armory	—	BL
1-2-43	L	45	50	Lynchburg Armory	—	BL
1-5-44	L	36	39	away, Memorial Gymnasium	—	BL
1-13-45	W	42	35	Lynchburg Armory	—	BC
1-11-46	W	44	32	away, Memorial Gymnasium	—	BC
1-21-47	W	63	38	home, Woollen Gym	—	TS
1-16-54	W	78	66	home, Woollen Gym	—	FM
2-8-54	L	69	83	away, Memorial Gymnasium	—	FM
1-11-55	W	96	87	home, Woollen Gym	—	FM
2-11-55	L	73	98	Greensboro, Grimsley HS	—	FM
1-10-56	W	101	65	home, Woollen Gym	5/-	FM
2-11-56	W	83	72	away, Memorial Gymnasium	12/-	FM
3-1-56	W	81	77	Raleigh, Reynolds, ACC	8/-	FM
1-12-57	W	102	90	home, Woollen Gym	2/-	FM
2-11-57	W	68	59	away, Memorial Gymnasium	1/-	FM
1-9-58	W	82	66	home, Woollen Gym	3/-	FM
2-11-58	W	73	66	away, Memorial Gymnasium	7/-	FM
12-8-58	W	83	61	home, Woollen Gym	—	FM
2-25-59	L	68	69	away, Memorial Gymnasium	3/-	FM
1-16-60	W	78	57	Greensboro Coliseum	16/-	FM
2-25-60	W	97	58	home, Woollen Gym	—	FM
3-3-60	W	84	63	Raleigh, Reynolds, ACC	16/-	FM
12-6-60	W	81	47	home, Woollen Gym	—	FM
1-14-61	W	92	70	away, Memorial Gymnasium	7/-	FM
12-2-61	W	80	46	home, Woollen Gym	—	DES
1-13-62	W	100	71	Greensboro Coliseum	—	DES
1-19-63	W	86	81	away, Memorial Gymnasium	—	DES
2-20-63	W	85	73	home, Woollen Gym	—	DES
2-3-64	W	89	76	home, Woollen Gym	—	DES
2-24-64	L	64	79	away, Memorial Gymnasium	—	DES
1-16-65	W	87	80	away, Memorial Gymnasium	—	DES
2-23-65	W (2ot)	105	101	home, Woollen Gym	—	DES
1-15-66	L	69	70	away, University Hall	—	DES
2-22-66	W	81	79	home, Carmichael	—	DES
1-28-67	W	103	76	home, Carmichael	2/-	DES
2-7-67	W	79	75	away, University Hall	2/-	DES
2-6-68	W	108	64	home, Carmichael	3/-	DES
2-24-68	W	92	74	away, University Hall	3/-	DES
12-17-68	W	94	67	home, Carmichael	2/-	DES

Date	W-L	NC	VA	Site	Rank	Coach
2-4-69	W	99	76	away, University Hall	2/-	DES
12-16-69	W	80	76	away, University Hall	5/-	DES
2-3-70	W	87	72	home, Carmichael	9/-	DES
3-5-70	L	93	95	Charlotte Coliseum, ACC	—	DES
12-15-70	W	80	75	home, Carmichael	—	DES
2-27-71	W	75	74	away, University Hall	13/-	DES
3-12-71	W	78	68	Greensboro Coliseum, ACC	13/-	DES
1-15-72	W	85	79	away, University Hall	3/8	DES
2-26-72	W	91	78	home, Carmichael	5/13	DES
1-25-73	L	78	84	home, Carmichael	3/-	DES
2-24-73	W	76	68	away, University Hall	6/-	DES
1-12-74	W	87	75	away, University Hall	5/-	DES
2-23-74	W	94	61	home, Carmichael	6/-	DES
1-22-75	W	85	70	home, Carmichael	14/-	DES
2-22-75	L	62	65	away, University Hall	13/-	DES
1-10-76	W	85	82	away, University Hall	6/-	DES
2-21-76	W	73	71	home, Carmichael	3/-	DES
3-6-76	L	62	67	Landover, Capital Centre, ACC	4/-	DES
1-8-77	W	91	67	home, Carmichael	5/-	DES
2-20-77	W	66	64	away, University Hall	13/-	DES
3-5-77	W	75	69	Greensboro Coliseum, ACC	6/-	DES
1-7-78	W	76	61	away, University Hall	2/13	DES
2-18-78	W	71	54	home, Carmichael	11/-	DES
1-6-79	W (2ot)	86	74	home, Carmichael	3/-	DES
2-17-79	W	66	57	away, University Hall	4/-	DES
1-5-80	L	82	88	away, University Hall	6/13	DES
2-16-80	W	68	51	home, Carmichael	11/-	DES
1-10-81	L	57	63	away, University Hall	16/10	DES
2-3-81	L (ot)	79	80	home, Carmichael	12/1	DES
3-28-81	W	78	65	Philadelphia Spectrum, NCAA FF	6/5	DES
1-9-82	W	65	60	home, Carmichael	1/2	DES
2-3-82	L	58	74	away, University Hall	2/3	DES
3-7-82	W	47	45	Greensboro Coliseum, ACC	1/3	DES
1-15-83	W	101	95	away, University Hall	11/2	DES
2-10-83	W	64	63	home, Carmichael	1/3	DES
1-18-84	W	69	66	home, Carmichael	1/-	DES
2-9-84	W	85	72	away, University Hall	1/-	DES
1-12-85	W	65	61	away, University Hall	5/-	DES
2-7-85	W	82	73	home, Carmichael	15/-	DES
1-30-86	L	73	86	away, University Hall	1/-	DES
2-26-86	W	85	79	home, Smith Center	3/-	DES
1-14-87	W	95	80	away, University Hall	3/-	DES
2-8-87	W (ot)	74	73	home, Smith Center	3/-	DES
3-7-87	W (2ot)	84	82	Landover, Capital Centre, ACC	2/-	DES
1-16-88	W	87	62	home, Smith Center	2/-	DES
2-14-88	W	64	58	away, University Hall	6/-	DES
1-15-89	L	83	106	away, University Hall	8/-	DES
2-12-89	W	85	67	home, Smith Center	6/-	DES
1-13-90	W	92	70	home, Smith Center	—	DES
2-14-90	L	80	81	away, University Hall	—	DES
3-9-90	L (ot)	85	92	Charlotte Coliseum, ACC	—	DES
1-12-91	W (2ot)	89	86	away, University Hall	5/13	DES
2-9-91	W	77	58	home, Smith Center	9/11	DES
3-9-91	W	76	71	Charlotte Coliseum, ACC	7/-	DES
1-25-92	W	77	56	home, Smith Center	10/-	DES
2-19-92	L	73	86	away, University Hall	4/-	DES
1-20-93	W	80	58	home, Smith Center	3/7	DES
2-21-93	W	78	58	away, University Hall	3/23	DES
3-13-93	W	74	56	Charlotte Coliseum, ACC	1/-	DES
1-19-94	L	77	81	away, University Hall	4/-	DES
2-19-94	W	69	56	home, Smith Center	2/-	DES
3-13-94	W	73	66	Charlotte Coliseum, ACC	4/-	DES
1-18-95	W	79	76	home, Smith Center	3/18	DES
2-19-95	L	71	73	away, University Hall	2/16	DES
1-17-96	W	67	53	away, University Hall	10/-	DES
2-17-96	W	71	66	home, Smith Center	17/-	DES
1-11-97	L	63	75	away, University Hall	13/-	DES
2-8-97	W	81	57	home, Smith Center	20/-	DES
3-7-97	W	78	68	Greensboro Coliseum, ACC	5/-	DES
1-10-98	W	81	73	home, Smith Center	1/-	BG
2-11-98	W	60	45	away, University Hall	1/-	BG
1-21-99	W	71	47	home, Smith Center	10/-	BG
2-20-99	W	67	66	away, University Hall	14/-	BG
1-18-00	L	85	87	away, University Hall	20/-	BG
2-20-00	L	76	90	home, Smith Center	—	BG
1-24-01	W	88	81	home, Smith Center	5/13	MD
2-25-01	L	66	86	away, University Hall	2/9	MD
1-12-02	L	67	71	home, Smith Center	-7/	MD
2-12-02	L	63	73	away, University Hall	-10/	MD
1-11-03	L	72	79	away, University Hall	—	MD
2-12-03	W	81	67	home, Smith Center	—	MD

Date	W-L	NC	VA	Site	Rank	Coach
1-26-04	W	96	77	home, Smith Center	7/-	RW
2-24-04	L	72	74	away, University Hall	12/-	RW
1-29-05	W	110	76	away, University Hall	3/-	RW
2-16-05	W	85	61	home, Smith Center	4/-	RW
1-19-06	L	68	72	away, University Hall	24/-	RW
3-1-06	W	99	54	home, Smith Center	13/-	RW
3-10-06	W	79	67	Greensboro Coliseum, ACC	10/-	RW
1-10-07	W	79	69	home, Smith Center	1/-	RW
2-12-08	W	75	74	away, John Paul Jones Arena	5/-	RW
1-15-09	W	83	61	away, John Paul Jones Arena	5/-	RW
2-7-09	W	76	61	home, Smith Center	3/-	RW
1-31-10	L	60	75	home, Smith Center	—	RW
1-8-11	W	62	56	away, John Paul Jones Arena	—	RW
2-11-12	W	70	52	home, Smith Center	5/19	RW
2-25-12	W	54	51	away, John Paul Jones Arena	7/25	RW
1-6-13	L	52	61	away, John Paul Jones Arena	—	RW
2-16-13	W	93	81	home, Smith Center	—	RW
1-20-14	L	61	76	away, John Paul Jones Arena	—	RW
2-2-15	L	64	75	home, Smith Center	12/3	RW
3-13-15	W	71	67	Greensboro Coliseum, ACC	19/3	RW
2-27-16	L	74	79	away, John Paul Jones Arena	7/3	RW
3-12-16	W	61	57	Verizon Center, Washington, DC, ACC	7/4	RW
2-18-17	W	65	41	home, Smith Center	10/14	RW
2-27-17	L	43	53	away, John Paul Jones Arena	5/23	RW
1-6-18	L	49	61	away, John Paul Jones Arena	12/8	RW
3-10-18	L	63	71	Barclays Center, Brooklyn, ACC	12/1	RW
2-11-19	L	61	69	home, Smith Center	8/4	RW
12-8-19	L	47	56	away, John Paul Jones Arena	7/5	RW
2-15-20	L	62	64	home, Smith Center	—	RW
2-13-21	L	48	60	away, John Paul Jones Arena	-/9	RW
1-8-22	W	74	58	home, Smith Center	—	HD
3-10-22	W	63	43	Barclays Center, Brooklyn, ACC	25/-	HD

UNC at home— 67-9 (25-6 at Smith Center, 18-2 at Carmichael Auditorium, 14-0 at Woollen Gym, 8-0 at Indoor Athletic Court, 2-1 at Bynum Gymnasium)

UNC on the road— 44-37 (4-7 at John Paul Jones Arena, 23-18 at University Hall, 15-6 at Memorial Gymnasium, 2-6 at Fayerweather Gymnasium)

UNC at neutral sites— 22-14 (8-1 in Greensboro [8-0 in Greensboro Coliseum, 0-1 at Grimsley High School], 4-4 in Raleigh, 3-2 in Charlotte, 2-2 in Lynchburg, 1-0 in Atlanta, 1-0 in Washington, D.C., 1-1 in Brooklyn, 1-1 in Landover, 1-0 in Philadelphia, 0-1 in Danville, 0-2 in Richmond)

Dean Smith vs. Virginia— 66-18
Bill Guthridge vs. Virginia— 4-2
Matt Doherty vs. Virginia— 2-4
Roy Williams vs. Virginia— 16-14
Hubert Davis vs. Virginia— 2-0

UNC in Overtime— 6-5
UNC Largest Win— 45 (99-54, 2005-06)
UNC Largest Loss— 40 (27-67, 1913-14)
UNC Most Points— 110 (2004-05)

CAROLINA BASKETBALL HISTORICAL FACTS & FIGURES

Seasons: 112

All-Time: 2334-844 (.734)

ACC Regular-Season: 733-303 (.708)

All-Time Home: 1,033-194 (.842)

Dean E. Smith Center: 459-83 (.847)

Smith Center ACC: 236-65 (.784)

Smith Center Non-Conference: 223-18 (.925)

ACC Regular-Season Titles (32)

1956, 1957, 1959, 1960, 1961, 1967, 1968, 1969, 1971, 1972, 1976, 1977, 1978, 1979, 1982, 1983, 1984, 1985, 1987, 1988, 1993, 1995, 2001, 2005, 2007, 2008, 2009, 2011, 2012, 2016, 2017, 2019

ACC Tournament Record: 105-50 (.677)

ACC Tournament Titles (18)

1957, 1967, 1968, 1969, 1972, 1975, 1977, 1979, 1981, 1982, 1989, 1991, 1994, 1997, 1998, 2007, 2008, 2016

NCAA Tournament Record: 131-49 (.728)

NCAA Tournament Appearances (52)

1941, 1946, 1957, 1959, 1967, 1968, 1969, 1972, 1975, 1976, 1977, 1978, 1979, 1980, 1981, 1982, 1983, 1984, 1985, 1986, 1987, 1988, 1989, 1990, 1991, 1992, 1993, 1994, 1995, 1996, 1997, 1998, 1999, 2000, 2001, 2004, 2005, 2006, 2007, 2008, 2009, 2011, 2012, 2013, 2014, 2015, 2016, 2017, 2018, 2019, 2021, 2022

NCAA Championships (6)

1957, 1982, 1993, 2005, 2009, 2017

NCAA Championship Game Appearances (12)

1946, 1957, 1968, 1977, 1981, 1982, 1993, 2005, 2009, 2016, 2017, 2022

NCAA Final Fours (21)

1946, 1957, 1967, 1968, 1969, 1972, 1977, 1981, 1982, 1991, 1993, 1995, 1997, 1998, 2000, 2005, 2008, 2009, 2016, 2017, 2022

NCAA Regional Final or Elite Eights (29)

1941, 1946, 1957, 1967, 1968, 1969, 1972, 1977, 1981, 1982, 1983, 1985, 1987, 1988, 1991, 1993, 1995, 1997, 1998, 2000, 2005, 2007, 2008, 2009, 2011, 2012, 2016, 2017, 2022

NCAA Regional Semifinals or Sweet 16s (37)

1941, 1946, 1957, 1967, 1968, 1969, 1972, 1975, 1977, 1981, 1982, 1983, 1984, 1985, 1986, 1987, 1988, 1989, 1990, 1991, 1992, 1993, 1995, 1997, 1998, 2000, 2005, 2007, 2008, 2009, 2011, 2012, 2015, 2016, 2017, 2019, 2022

Helms Foundation National Champions: 1924

NIT Champions: 1971

National Players of the Year (11 players, 13 seasons)

Jack Cobb 1924, George Glamack 1940-41, Lennie Rosenbluth 1957, Phil Ford 1978, James Worthy 1982, Michael Jordan 1983-84, Kenny Smith 1987, Jerry Stackhouse 1995, Antawn Jamison 1998, Sean May 2005, Tyler Hansbrough 2009

Naismith Hall of Fame (12)

Ben Carnevale 1970, Frank McGuire 1977, Dean Smith 1983, Billy Cunningham 1986, Bob McAdoo 2000, Larry Brown 2002, James Worthy 2003, Roy Williams 2007, Michael Jordan 2009, Charlie Scott 2018, Bobby Jones 2019, George Karl 2022

First-Team All-Americans 39 players, 63 times

Most Recent: Justin Jackson, 2017

Consensus First-Team All-Americans (18 players, 27 times)

Cartwright Carmichael 1923-24, Jack Cobb 1924-25-26, George Glamack 1940-41, Lennie Rosenbluth 1957, Larry Miller 1968, Robert McAdoo 1972, Phil Ford 1977-78, James Worthy 1982, Sam Perkins 1983-84, Michael Jordan 1983-84, Kenny Smith 1987, J.R. Reid 1988, Jerry Stackhouse 1995, Antawn Jamison 1998, Joseph Forte 2001, Tyler Hansbrough 2007-08-09, Brice Johnson 2016, Justin Jackson 2017

Final Four MVPs (5)

James Worthy 1982, Donald Williams 1993, Sean May 2005, Wayne Ellington 2009, Joel Berry II 2017

National Coaches of the Year (13 times)

Frank McGuire 1957, Dean Smith 1977-79-82-83, Bill Guthridge 1998, Matt Doherty 2001, Roy Williams 2005-06-09-17-19, Hubert Davis 2022

First-Team All-ACC (52 players, 79 times)

Most Recent: Armando Bacot 2022

ACC Players of the Year (15 times)

Lennie Rosenbluth 1957, Pete Brennan 1958, Lee Shaffer 1960, Billy Cunningham 1965, Larry Miller 1967-68, Mitch Kupchak 1976, Phil Ford 1978, Michael Jordan 1984, Antawn Jamison 1998, Joseph Forte co-winner 2001, Tyler Hansbrough 2008, Ty Lawson 2009, Tyler Zeller 2012, Justin Jackson 2017

ACC Rookies of the Year (9)

Sam Perkins 1981, Michael Jordan 1982, J.R. Reid 1987, Ed Cota 1997, Joseph Forte 2000, Marvin Williams 2005, Tyler Hansbrough 2006, Brandan Wright 2007, Harrison Barnes 2011

ACC Tournament MVPs (19 times)

Lennie Rosenbluth 1957, Larry Miller 1967-68, Charles Scott 1969, Lee Dedmon 1971, Robert McAdoo 1972, Phil Ford 1975, John Kuester 1977, Dudley Bradley 1979, Sam Perkins 1981, James Worthy 1982, J.R. Reid 1989, Rick Fox 1991, Jerry Stackhouse 1994, Shammond Williams 1997, Antawn Jamison 1998, Brandan Wright 2007, Tyler Hansbrough 2008, Joel Berry II 2016

UNC'S ALL-TIME RANKINGS

	National Rank	Total
Wins	3rd	2,334
Winning Percentage	2nd	.734
NCAA Tournament Titles	3rd	6
Final Fours	1st	21
NCAA Tournaments	2nd	52
NCAA Tournament Games	2nd	180
NCAA Tournament Wins	2nd	131
NCAA Tournament Win Pct.	2nd	.728
ACC Regular-Season Titles	1st	32
ACC Regular-Season Wins	1st	733
ACC Tournament Titles	2nd	18
ACC Tournament Finals	1st	35
ACC Tournament Wins	2nd	105
NBA First-Round Draft Picks	2nd	54
NBA Draft Picks	3rd	118
1,000-Point Scorers	1st	81
Olympic Gold Medalists	1st	10

RECORDS VS. 2022-23 OPPONENTS

Alabama	8-5
Boston College	20-6
College of Charleston	7-3
The Citadel	20-0
Clemson	134-23
Duke	143-115
Florida State	52-16
Gardner-Webb	6-0
Georgia Tech	72-27
Indiana	6-10
Iowa State	3-2
James Madison	4-0
Louisville	18-7
Miami	26-9
Michigan	6-4
NC State	163-79
UNCW	6-0
Notre Dame	28-9
Ohio State	13-3
Pittsburgh	15-7
Portland	2-0
Syracuse	15-6
Virginia	133-60
Virginia Tech	72-17
Wake Forest	164-68

ROSTERS, PRONUNCIATION GUIDE



NUMERICAL

No.	Player	Yr.	Pos.	Ht.	Wt.	Hometown	Previous College/High School
0	Seth Trimble	Fr.	G	6-3	192	Menomonee Falls, Wis.	Menomonee Falls
1	Rechon "Leaky" Black	Gr.	F	6-9	205	Concord, N.C.	Cox Mill
2	Caleb Love	Jr.	G	6-4	200	St. Louis, Mo.	Christian Brothers College
3	Dontrez Styles	So.	G/F	6-6	210	Kinston, N.C.	Kinston
4	RJ Davis	Jr.	G	6-0	175	White Plains, N.Y.	Archbishop Stepinac
5	Armando Bacot	Sr.	F/C	6-11	235	Richmond, Va.	IMG Academy (Bradenton, Fla.)
11	D'Marco Dunn	So.	G	6-5	190	Tucson, Ariz.	Westover (Fayetteville, N.C.)
13	Jalen Washington	Fr.	F	6-10	225	Gary, Ind.	West Side Leadership Academy
14	Donovan "Puff" Johnson	Jr.	F/G	6-8	200	Moon Township, Pa.	Hillcrest Prep (Phoenix, Ariz.)
15	Rob Landry	Jr.	G	6-4	190	Greensboro, N.C.	North Carolina School of Science & Math (Durham, N.C.)
21	Will Shaver	R-Fr.	F/C	6-10	260	Birmingham, Ala.	Oak Mountain
22	Justin McKoy	Sr.	F	6-8	220	Raleigh, N.C.	University of Virginia/Panther Creek HS (Cary, N.C.)
24	Tyler Nickel	Fr.	G/F	6-7	220	Harrisonburg, Va.	East Rockingham (Elkton, Va.)
25	Creighton Lebo	Jr.	G	6-1	180	Greenville, N.C.	Greenfield School (Wilson, N.C.)
30	Jackson Watkins	Sr.	G	6-1	180	Richmond, Va.	Collegiate School
32	Pete Nance	Gr.	F	6-11	230	Akron, Ohio	Northwestern/Revere (Richfield, Ohio)
34	Duwe Farris	Sr.	F	6-7	210	Charlotte, N.C.	Myers Park
40	Beau Maye	Jr.	F	6-8	225	Huntersville, N.C.	Hough (Cornelius, N.C.)

Head Coach: Hubert Davis (11th year at UNC, 2nd year as head coach)

Assistant Coaches: Brad Frederick (10th year at UNC, 6th year as assistant coach); Jeff Lebo (2nd year at UNC); Sean May (8th year at UNC, 2nd year as assistant coach)

Director of Operations: Eric Hoots (19th year)

Director of Team and Player Development/JV Coach: Jackie Manuel (3rd year with UNC men's basketball)

Director of Recruiting: Pat Sullivan (6th season at UNC)

Director of Strength and Conditioning: Jonas Sahratian (19th year)

Athletics Trainer: Doug Halverson (10th year)

Graduate Manager: Kiersten Steinbacher

PRONUNCIATIONS

Players

Rechon "Leaky" Black (RAY-shon LEE-key)

Leaky is acceptable first reference; his middle name is Malik

Armando Bacot (are-MAHN-doe BAY-cot)

Duwe Farris (Dewey FAIR-us)

Donovan "Puff" Johnson (*Puff is acceptable first reference*)

Caleb Love (KAY-lib)

Creighton Lebo (KRAY-ton LEE-boe)

Beau Maye (Bo)

Tyler Nickel (like the coin)

Dontrez Styles (DON-trezz)

Jalen Washington (JAY-linn)

Staff

Jeff Lebo (LEE-boe)

Jackie Manuel (MAN-you-ull)

Jonas Sahratian (JOE-nus suh-RAY-shun)

Hometowns

Leaky Black– Concord, N.C. (KON-kord)

Seth Trimble– Menomonee Falls, Wis. (muh-NAH-muh-nee)

SOCIAL MEDIA

Armando Bacot

Leaky Black

RJ Davis

D'Marco Dunn

Duwe Farris

Puff Johnson

Rob Landry

Creighton Lebo

Caleb Love

Beau Maye

Justin McKoy

Pete Nance

Tyler Nickel

Will Shaver

Dontrez Styles

Seth Trimble

Jalen Washington

Jackson Watkins

TWITTER

@iget_buckets35

@rechonblack

@ariidavis_

@dmarcodunn

@Duwefarris

@PuffJohnson14

@lebobacot

@lebobacot

@caleb2love

@beau_maye

@justinmckoy

@peteln22

@abg_tnick5

@willshaver6

@D_styles4

@sethtrimble1

@jalen_w13

@jwatkins30

INSTAGRAM

armando

leakyblack

ariidavis_

dmarcodunn

duwefarris

puffjohnson5

unc_basketball#15

creighton_lebo

caleb

beau_maye

justinmckoy4

peteln22

abg.tnick

willshaver3

d_styles13

sethtrim

w._jalen

jacksonwatkins30

SCHEDULE



DAY	DATE	OPPONENT	SITE	TIME/RESULTS	TV
Fri	Oct 28	Johnson C. Smith (exhibition)	Chapel Hill	W, 101-40 (exh.)	ACCNX
Mon	Nov 7	UNCW	Chapel Hill	W, 69-56 (1-0)	ACC Network
Fri	Nov 11	College of Charleston	Chapel Hill	W, 102-86 (2-0)	RSN
Tue	Nov 15	Gardner-Webb	Chapel Hill	W, 72-66 (3-0)	ACC Network
Sun	Nov 20	James Madison	Chapel Hill	W, 80-64 (4-0)	ACC Network
Phil Knight Invitational (Moda Center, Veterans Memorial Coliseum)					
Thu	Nov 24	vs. Portland (Moda Center)	Portland, Ore.	W, 89-81 (5-0)	ESPN
Fri	Nov 25	vs. Iowa State (VMC)	Portland, Ore.	L, 65-70 (5-1)	ESPN
Sun	Nov 27	vs. Alabama (VMC)	Portland, Ore.	L, 101-103, 4 OT (5-2)	ESPN
ACC-Big Ten Challenge (Assembly Hall)					
Wed	Nov 30	at Indiana	Bloomington, Ind.	L, 65-77 (5-3)	ESPN
Sun	Dec 4	at Virginia Tech (Cassell Coliseum)	Blacksburg, Va.	L, 72-80 (5-4, 0-1)	ACC Network
Sat	Dec 10	Georgia Tech	Chapel Hill	W, 75-59 (6-4, 1-1)	ESPN
Tue	Dec 13	The Citadel	Chapel Hill	W, 100-67 (7-4)	ESPN2
CBS Sports Classic (Madison Square Garden)					
Sat	Dec 17	vs. Ohio State	New York, N.Y.	W, 89-84 (OT) (8-4)	CBS
Jumpman Invitational (Spectrum Center)					
Wed	Dec 21	vs. Michigan	Charlotte, N.C.	W, 80-76 (9-4)	ESPN
Fri	Dec 30	at Pittsburgh (Petersen Events Center)	Pittsburgh, Pa.	L, 74-76 (9-5, 1-2)	ACC Network
Wed	Jan 4	Wake Forest	Chapel Hill	W, 88-79 (10-5, 2-2)	ACC Network
Sat	Jan 7	Notre Dame	Chapel Hill	W, 81-64 (11-5, 3-2)	ESPN2
Tue	Jan 10	at Virginia (John Paul Jones Arena)	Charlottesville, Va.	9 p.m.	ESPN
Sat	Jan 14	at Louisville (KFC Yum! Center)	Louisville, Ky.	2 p.m.	ESPN
Tue	Jan 17	Boston College	Chapel Hill	7 p.m.	RSN
Sat	Jan 21	NC State	Chapel Hill	5 p.m.	ACC Network
Tue	Jan 24	at Syracuse (JMA Wireless Dome)	Syracuse, N.Y.	9 p.m.	ESPN
Wed	Feb 1	Pittsburgh	Chapel Hill	7 p.m.	ACC Network
Sat	Feb 4	at Duke (Cameron Indoor Stadium)	Durham, N.C.	6:30 p.m.	ESPN
Tue	Feb 7	at Wake Forest (LJVM Coliseum)	Winston-Salem, N.C.	7 p.m.	ESPN or ESPN2
Sat	Feb 11	Clemson	Chapel Hill	2 p.m.	ESPN or ESPN2
Mon	Feb 13	Miami	Chapel Hill	7 p.m.	ESPN
Sun	Feb 19	at NC State (PNC Arena)	Raleigh, N.C.	1 p.m.	ESPN
Wed	Feb 22	at Notre Dame (Purcell Pavilion)	Notre Dame, Ind.	9 p.m.	ESPN or ESPN2
Sat	Feb 25	Virginia	Chapel Hill	6 or 8 p.m.	ESPN
Mon	Feb 27	at Florida State (Donald L. Tucker Civic Center)	Tallahassee, Fla.	7 p.m.	ESPN
Sat	Mar 4	Duke	Chapel Hill	6:30 p.m.	ESPN
Atlantic Coast Conference Tournament (Greensboro Coliseum)					
Tue	Mar 7	First Round	Greensboro, N.C.		
Wed	Mar 8	Second Round	Greensboro, N.C.		
Thu	Mar 9	Quarterfinals	Greensboro, N.C.		
Fri	Mar 10	Semifinals	Greensboro, N.C.		
Sat	Mar 11	Championship	Greensboro, N.C.		

NCAA Tournament Sites

First Four: March 14&15– Dayton, Ohio

First & Second Rounds: March 16&18– Birmingham, Ala.; Des Moines, Iowa; Orlando, Fla.; Sacramento, Calif.; March 17&19– Albany, N.Y.; Columbus, Ohio; Denver, Colo.; Greensboro, N.C.

Regionals: East, March 23&25– New York, N.Y.; West, March 23&25– Las Vegas, Nev.; Midwest, March 24&26– Kansas City, Mo.; South, March 24&26– Louisville, Ky.

Final Four: April 1&3– Houston, Texas

Home games at the Dean E. Smith Center

All times are Eastern

RSN is the Regional Sports Network which includes Bally Sports Florida, Bally Sports Midwest, Bally Sports South, Bally Sports Southeast, Bally Sports Sun, Marquee, MASN, NESN and YES Network.

POSTGAME NOTES



EXHIBITION GAME

- Caleb Love had 20 points and eight assists and Armando Bacot finished with 12 points and 20 rebounds in Carolina's 101-40 win over Johnson C. Smith on October 28.
- Pete Nance added 19 points, hitting 7 of 8 two-point shot attempts, while freshman Seth Trimble had 11 points and five assists.
- The Tar Heels led, 18-3, in the opening minutes and forced a Golden Bull timeout at the 13:54 mark of the first half. Bacot had a first-half double-double with 10 points and 12 boards in 17 minutes.
- UNC shot 50 percent in the first half (20 of 40) in running out to a 53-29 lead at the break. Carolina also shot 50 percent in the second half (19 for 38) and for the game (39 for 78). The Tar Heels hit 11 three-pointers as a team in 35 attempts.
- Carolina's defense held Johnson C. Smith to 23.1 percent shooting in the game, including 12.1 percent in the second half (4 for 33 for 11 points).

GAME 1: @UNC 69, UNCW 56

- No. 1-ranked Carolina shot 54.2% from the floor in the second half and 45.8% for the game.
- UNC held the Seahawks to 24.2% from the floor in the second half (8x33) and 29.3% for the game (17x58).
- The teams combined for seven assists on 39 field goals.
- The Tar Heels had four assists, fewest since it had four in a double-overtime loss to Texas A&M in the 1980 NCAA Tournament.
- Pete Nance led UNC with two assists.
- UNCW had three assists, fewest by a Tar Heel opponent since Kentucky had three on 12/8/1975.
- Carolina made 23 of 30 free throws, while UNCW converted 18 of 24.
- Both teams made more free throws than field goals.
- UNC made two three-pointers, its fewest in a victory since it made two against NC Central on 12/12/20.
- In the second half UNCW scored 19 points from the floor (eight field goals, including three three-pointers) and made 16 free throws.
- The Tar Heels are 101-12 in season-opening games with wins in each of the last 18 season openers.
- The Tar Heels have won their last 21 home openers at the Dean E. Smith Center.
- Carolina's previous game as No. 1 in the AP poll was a 71-67 loss at Northern Iowa on Nov. 21, 2015.
- Armando Bacot had 16 points and nine rebounds (1,010 career). He passed Brad Daugherty (1,003) and Mitch Kupchak (1,006) to move into eighth place in Tar Heel history in rebounds.
- Nance, Tyler Nickel and Seth Trimble made their Tar Heel debuts.
- Carolina improved to 177-18 all-time against in-state, non-ACC opponents.
- It was Carolina's 48th straight win in-state, non-ACC opponents.

GAME 2: @UNC 102, COLLEGE OF CHARLESTON 86

- Carolina trailed by seven at the half but out-scored the Cougars by 23 points in the second half (59-36) to win by 16.
- The Tar Heels shot 71.4% from the floor in the second half and 60.3% for the game. It was the highest field goal percentage in a game under head coach Hubert Davis (previous high was 56.4% at Georgia Tech last season).
- It was the second-highest field goal percentage in any half in the Davis era. The only higher percentage was 74.2% in the first half vs. Florida State last season.
- Carolina is 208-2 all-time when it scores 100 points (2-0 under Davis).
- Carolina made 27 of 38 free throws. The 27 makes equal the season high a year ago (vs. Elon). The 38 attempts were one more than the high a year ago (37 vs. Baylor).
- Carolina was out-rebounded for the second time in as many games. Charleston out-rebounded the Tar Heels, 37-32. UNC was 0-3 a year ago when it was out-rebounded.
- Carolina made 30 of 38 two-point field goal attempts vs. Charleston, its fifth-highest percentage (.789) in a game in the three-point era and the best since 2000.
- Bacot scored 27 of his game-high 28 points in the second half. It was the first time a Tar Heel scored 27 points in a half since Caleb Love scored 27 in the second half vs. UCLA in Philadelphia in the 2022 NCAA East Regional.
- Bacot was one shy of his career scoring high of 29 set last season vs. Virginia and Georgia Tech.
- Bacot was 0 for 1 from the floor and 1 for 3 from the line in the first half; in the second, he was 10 for 12 from the floor and 7 for 9 from the line.
- It was the 17th career game Bacot scored 20 or more points.
- Bacot drew 11 fouls.
- Love had 25 points, a career-high nine rebounds and five assists.
- Carolina improved to 16-0 in his career when Love scores 20 points.
- Leaky Black was a career-best 6 for 6 from the floor and finished with 15 points, one off his career high. He was 4 for 4 from the floor three times in his career, including the overtime win at Louisville last season.
- Black tied his career high with six made field goals.
- It was the 13th time Black scored in double figures as a Tar Heel. He also made two three-pointers, the 10th time he made multiple threes in a game.
- Nickel scored eight points in less than eight minutes (7:48), his first points as a Tar Heel.
- Carolina improved to 190-31 all-time as the No. 1 team in the Associated Press poll.
- Carolina out-scored the Cougars, 24-10, in points off turnovers. In the second half, UNC forced 11 turnovers that led to 17 points (the Cougars scored two points off UNC turnovers in the second half).
- The game featured nine lead changes and 10 ties.
- The Tar Heels improved to 7-3 against the College of Charleston.

GAME 3: @UNC 72, GARDNER-WEBB 66

- Carolina improved to 178-18 all-time against in-state, non-ACC opponents, including 48 straight wins.
- Davis led UNC with 10 rebounds. He added 14 points for the second double-double of his career.
- It was the first time a guard led the Tar Heels in rebounding since Love shared the team lead with Brady Manek (with six) in the home loss to Duke last season.
- It was the first time in his three seasons Davis led UNC in rebounding.
- Nance had season highs in points (18), rebounds (five), three-pointers (3) and blocks (tied season best with three).
- Nance scored a season-high eight points in the first eight and a half minutes of the first half. He had 14 points, three rebounds and three blocks in the first 11 minutes.
- It was the 11th time in his career Nance made three or more 3FGs.
- Carolina improved to 17-0 when Caleb Love scores 20 or more points.
- Love and Bacot combined for seven points in the first 1:25 of the second half after combining for five in the first half.
- Carolina made 18 of 21 free throws (85.7%).
- Carolina out-rebounded the Bulldogs, 40-38. It was the first time in three games this season UNC out-rebounded an opponent.
- The Tar Heels improved to 6-0 against Gardner-Webb.

GAME 4: @UNC 80, JAMES MADISON 64

- Carolina held previously-unbeaten JMU to 41 points below the Dukes' season average. The Tar Heels limited JMU to 34.8% shooting from the floor and 7 of 27 from three (JMU was shooting 58.6% from the floor and 54.1% from three entering the game).
- The Tar Heels out-rebounded the Dukes, 50-34, UNC's largest rebound margin of the season (JMU was plus 18 per game).
- Carolina equaled its season high in three-pointers with eight.
- Seven different Tar Heels made threes, a season high (previous was four players against Charleston and Gardner-Webb).
- Six different Tar Heels made threes in the first half.
- Carolina led, 45-26, at the half. The 45 points were a season high for a first half and the 19-point margin was UNC's largest of the season at the half.
- Bacot and Black both had career highs in rebounds and combined to out-rebound JMU, 35-34.
- Bacot had 23 rebounds, his sixth career 20-rebound game and 18th career game with 15 or more.
- Bacot passed both Antawn Jamison and Brice Johnson to move into sixth place in UNC history with 1,048 rebounds.
- Bacot had 19 points to go along with the 23 rebounds for his first double-double of the season. It was Bacot's 50th career double-double.

- Bacot had 11 points and 11 rebounds in the first half. His previous scoring high in a first half this season was eight vs. UNCW (combined for only three in the first halves in the previous two games). His previous rebounding high for a game this season was nine twice).
- Bacot tied his career high in free throws made with nine and also led UNC in plus/minus at +15.
- Black had career-high 12 rebounds. His previous high was 11 vs. UNC Asheville on 11/23/21.
- Carolina led the entire game for the first time this season.
- Davis led UNC in scoring with 21 points. It was his sixth career 20-point game and ninth career time as UNC's top scorer.
- Johnson played for the first time this season after missing the first three games with a sore right knee. He scored six points in 13:30 and was a plus 13. He made Carolina's only three of the second half.
- UNC improved to 4-0 against the Dukes.

GAME 5: UNC 89, @PORTLAND 81

- Nance tied his career high with a season-best 28 points. He previously scored 28 playing for Northwestern vs. Maryland on 1/12/22.
- It was the ninth time Nance scored 20 or more points and second time with 25 or more.
- Nance made a career-high five three-pointers. He made four vs. Nebraska on 2/22/22.
- Nance had a season-high seven rebounds.
- Love scored 16 first-half points and 23 for the game. It was his third 20-point game of the season and 18th as a Tar Heel. UNC is 18-0 when Love scores 20 or more points.
- Love became the 80th Tar Heel to score 1,000 career points. That is more 1,000-point scorers than any school in college basketball history (Louisville is second with 69).
- Love made 10 of 15 field goals. It was the highest field goal percentage (.667) in his college career. Previous best was 7 for 11 (.636) at Boston College last season. His previous best in a game in which he made 10 or more field goals was 55.0% on 11 of 20 vs. Duke in the 2022 NCAA semifinals.
- Bacot had 11 points and a game-high 13 rebounds. It was his second double-double of the season and 51st of his career, which equals Antawn Jamison for the second most double-doubles by a Tar Heel (Billy Cunningham had 60).
- It was the 58th game in which Bacot had 10 or more rebounds, second most in UNC history (Cunningham had 61).
- Bacot had six offensive rebounds (14 over the last two games). It was the 22nd time he had six or more offensive rebounds in his UNC career.
- Bacot passed Kennedy Meeks for fifth in UNC history with 1,061 rebounds.
- RJ Davis led UNC with five assists and hit a key shot with 24 seconds to play to make it a two-possession game.
- Carolina shot 53.4% from the floor. It was the second time this season UNC shot at least 50% for the game (.603 vs. Charleston) and the first time UNC shot better than 50% in both halves.
- Carolina improved to 9-1 all-time in the state of Oregon (2-1 in the Moda Center).
- Carolina was a season-best plus-16 (39-23) on the glass for the second game in a row.
- The Tar Heels made only 16 of 26 free throws for a season-low percentage of .615.
- The Tar Heels connected on a season-high 11 three-pointers and made a season-best 50%

from three (11 of 22).

- It was the 20th straight time UNC won when shooting 50% from the floor.
- Portland made 12 threes, most by an opponent this season (previous was eight by Charleston).
- The game had 15 lead changes (most in a UNC game this season) and six ties.
- Portland had 22 assists on 28 baskets, the most assists by an opponent since Tennessee's 28 last November in Connecticut.

GAME 6: IOWA STATE 70, UNC 65 (PORTLAND)

- UNC scored 65 points, its fewest to date this season.
- It was the first time UNC lost as the AP No. 1 team since 11/21/2015 at Northern Iowa.
- Iowa State scored 21 points off 14 Carolina turnovers. The 21 points off turnovers were the most by an opponent to date this season.
- The Cyclones held a 21-6 advantage in points off turnovers.
- Carolina led for 25 minutes and 19 seconds. The Cyclones led for 7:56.
- The Tar Heels led 57-49 with 5:43 to play and 60-53 with 3:55 remaining after a Black basket. The Tar Heels didn't make another field goal until a tip-in at the buzzer by Nance.
- In between Black's and Nance's field goals, UNC went 0 for 3 from the floor, 3 for 4 from the free throw line and committed four turnovers, while Iowa State went 4 for 5 from the floor (with two 3FGs) and 7 for 8 from the free throw line.
- Carolina shot a season-low 16.7% from three-point range (3 of 18), one game after making 11 of 22 against Portland.
- The Tar Heels were 18 of 25 from the free throw but missed six, including the front end of a one-and-one, in the second half.
- Bacot had a game-high nine rebounds and passed Hall of Famer Billy Cunningham for fourth in UNC history with 1,070 rebounds.
- Bacot was 5 for 6 from the floor, but only attempted two field goals in the second half (1 for 2).
- Iowa State's Caleb Grill was 7 for 11 from three and scored 31 points. It was the most points by an opponent since Syracuse's Cole Swider had 36 on 2/28/2022. Swider also made seven three-pointers.
- Carolina led 34-32 at halftime. UNC fell to 25-2 under Hubert Davis when leading at the half. UNC's last two losses (Kansas and Iowa State) came in games when leading at the half.
- Carolina is 3-2 against the Cyclones.
- Iowa State has won the last two times the teams have played.

GAME 7: ALABAMA 103, UNC 101 (PORTLAND)

- It was the second four-overtime game in UNC history, 46 years after the first. UNC beat Tulane, 113-106, on 2/14/1976 in the Superdome in New Orleans.
- UNC had not played at least three overtimes since a 119-113 loss to Wake Forest on 12/20/2003, in what was Roy Williams' first ACC game as UNC's head coach.
- Love was one of three Tar Heels to play 50 or more minutes. Love played 57:24, Leaky Black played 53:52 and RJ Davis played 50:36.
- Love's 57 minutes were one off the UNC record of 58 by Phil Ford in the 1976 quadruple-OT game at Tulane.
- In addition to career highs in minutes for Love, Black and Davis, Puff Johnson (48) and D'Marco Dunn (15) also played career-high minutes.

- Love tied his career high with nine rebounds.
- Dunn led UNC in plus/minus at +19 and Johnson was next best at +9.
- Johnson scored a season-high 10 points, his fourth career game in double figures. He added five rebounds, two assists, a block and a career-high three steals.
- UNC is 8-3 all-time in games when both teams score 100 points.
- It was UNC's first game in which both teams scored 100 points since a 103-100 (regulation) loss to Kentucky in Las Vegas on 12/27/2016.
- Carolina is 208-3 when it scores 100 points.
- Love scored a career-high 34 points. His previous high was 30 vs. UCLA on 3/25/22 in the NCAA Sweet 16 in Philadelphia.
- Love made a career-high 13 field goals (previous 11 vs. UCLA and Duke in the national semifinals).
- Love's 36 field goal attempts were the fourth most in a game by a Tar Heel. Lennie Rosenbluth attempted 43 in the 1957 NCAA triple-OT semifinal vs. Michigan State, Billy Cunningham attempted 39 vs. Tulane on 12/10/64 and Rosenbluth attempted 37 vs. Furman on 12/4/1956.
- Love and RJ Davis combined for 60 field goal attempts, which equaled the most in a game by two Tar Heels. Rosenbluth (43) and Bob Cunningham (17) attempted 60 in the triple overtime national semifinal in 1957 vs. Michigan State.
- The last time two Tar Heels attempted 20 shots in a game was 12/29/69 vs. Harvard – Charlie Scott (22) and Bill Chamberlain (20).
- Bacot scored 20 points and had 10 rebounds for his third double-double of the season and 52nd of his career. He is second in UNC history in double-doubles behind Cunningham (60) and second in games with 10 or more rebounds with 59 (Cunningham had 10 or more 61 times).
- Black had 10 points, eight rebounds, a career-high tying three blocks and two steals. He was the only Tar Heel and one of two players on either team to make a three-pointer in any of the overtimes (he gave UNC a 101-100 lead with 1:34 left in OT No. 4).
- Carolina falls to 193-33 as the No. 1 team in the AP poll. It was the first time UNC has lost consecutive games as the AP No. 1 team since February 1986, when it lost, 77-72, Maryland in overtime and, 76-65, to NC State.
- Carolina made 18 of 20 free throws, a season-high percentage of .900.
- Will Shaver made his debut and was 2 for 2 from the free throw line for his first points.
- Alabama was No. 1 in the nation in rebounds per game and rebound margin. The Tide out-rebounded the Tar Heels, 58-54, but UNC out-scored Alabama in second-chance points, 18-15.
- Alabama made 16 of 38 threes. The 16 threes are a season high by an opponent and equal the sixth most in a game by an opponent.
- The 16 threes were the most by an opponent since Iowa made 17 on 12/8/2020.
- Alabama committed 22 turnovers. It was the first time an opponent committed 20 or more and beat UNC since Michigan State had 24 in the final game of PK80 in Portland on 11/26/2017.
- Mark Sears made 7 of 11 threes and led the Tide with 24 points. It was the second game in a row an opponent went 7 for 11 from three.

GAME 8: @INDIANA 77, UNC 65

- Carolina lost a third straight game for the first time since a seven-game skid in 2019-20.
- The loss dropped UNC to 11-13 in ACC-Big Ten Challenge games, including 1-4 against Indiana.
- Nance and Bacot had double-doubles, the first time since this season two Tar Heels had double-doubles in the same game.
- Nance had a team-high 15 points (11 straight in the first half) and a season-best 12 rebounds.
- Indiana out-scored Carolina, 50-24, in the paint and 17-4 in points off turnovers.
- The Hoosiers scored 17 points off just 10 UNC turnovers.
- Carolina shot 28.6% from the floor in the first half, its lowest first-half percentage to date this season.
- Carolina had only five assists on 20 field goals.
- Trayce Jackson-Davis led Indiana with 21 points, 10 rebounds, four assists and four blocks.
- The Hoosiers shot 53.3% from the floor in the second half and 50.0% for the game. They were the first opponent this season to shoot 50% from the floor in a game.
- Indiana made only three three-pointers, the fewest by an opponent in a win over Carolina since Georgia Tech made three in a 75-63 win in Atlanta on 12/31/2016.

GAME 9: @VIRGINIA TECH 80, UNC 72

- Carolina lost its fourth straight game, the first time UNC has lost four in a row in November or December since dropping four straight in December 2019.
- Bacot and Dunn did not play. Bacot suffered a right shoulder contusion at Indiana; Dunn broke a bone in his left hand on 12/3.
- It was the second game Bacot missed in his college career and the first since 3/3/2020 against Wake Forest (sprained ankle).
- Puff Johnson made his first career start in place of Bacot (did not score in 12 minutes).
- Carolina had won its previous five ACC road games.
- The Tar Heels drop to 56-14 in ACC openers.
- The Hokies led by 10 at the half and by 18 in the second half before Carolina cut the lead to 67-64 with 3:06 to play.
- The 10-point halftime deficit and 18-point deficit were the largest of the season to date.
- Virginia Tech out-rebounded the Tar Heels by 14 (39-25), the largest margin by an opponent since Duke in Chapel Hill last season.
- It was the fifth time in nine games this season the Tar Heels were out-rebounded.
- Carolina grabbed four offensive rebounds, its fewest since it had one vs. Pittsburgh on 2/14/2016.
- The Tar Heels shot 53.6% from the floor in the second half, the fourth time this season they shot better than 50% in the second half.
- UNC made three of 17 from three-point range. Since making 11 threes in a win over Portland, UNC has made 18 in the last four games.
- The Tar Heels had six assists on 24 field goals (11 assists in the last two games).
- Davis, Nance and Love all scored 18 points to lead UNC. Nance added 10 rebounds for his second straight double-double.
- Nickel matched his season high with eight points and was a +1.
- Trimble scored a season-best six points.
- UNC's bench out-scored the Hokies, 16-12,

the first time this season the Tar Heel non-starters out-scored the opponent's bench.

- Virginia Tech out-scored UNC, 42-32, in the paint.
- Justyn Mutts scored 21 of his game-high 27 points for the Hokies in the second half.
- The Hokies shot 50.8% from the floor, the second game in a row (and second time in the first nine games) the opponents shot at least 50% for the game.

GAME 10: @UNC 75, GEORGIA TECH 59

- Carolina snapped a four-game losing streak.
- It was the fifth time since 2000 two Tar Heels had 20 points and 10 rebounds. The others were Luke Maye and Theo Pinson vs. NC State on 1/27/2018, Harrison Barnes and John Henson vs. LIU in the 2011 NCAA Tournament, Sean May and Marvin Williams vs. Iowa State in the 2005 NCAA Tournament and Joseph Forte and Brendan Haywood at Virginia on 1/18/2000.
- The Tar Heels had 15 assists on 27 field goals, their highest A/FGM percentage of the season (.556). Previous high was .548 with 17 assists on 31 field goals vs. Portland.
- UNC out-rebounded the Yellow Jackets 43-22. The margin of plus-21 was UNC's highest of the season (previous was plus-16 vs. JMU and Portland).
- UNC held Georgia Tech to one offensive rebound and no second-chance points. Tech entered the game averaging 13.1 offensive rebounds.
- It was the first time UNC did not allow a second-chance point since Furman last season on 12/14/2021.
- Tech's one offensive rebound was the fewest since Notre Dame had one on 1/5/22.
- Bacot had 21 points and 13 rebounds. It was his 61st career game with 10 or more rebounds, tying Billy Cunningham for the most double-figure rebound games in UNC history.
- Bacot passed George Lynch for third place in UNC history in career rebounds and became the third Tar Heel with at least 1,100 career rebounds.
- It was Bacot's 15th career game with at least 20 points and 10 boards (second this season).
- RJ Davis led all scorers with 22 points (fifth time he led UNC this season and 12th time career) and added 11 rebounds for his third career double-double (second this season).
- Carolina ended the first half on an 11-0 run during which it held the Yellow Jackets to 0-4 FG and two turnovers, while UNC was 3 for 4 from the floor, including a Pete Nance three-pointer, and 4 for 4 from the line.
- Carolina's 39-26 lead at the half was the largest scoring margin for the Tar Heels in a half since November 20, when UNC out-scored JMU, 45-26, in the first half.
- The Tar Heels scored 13 fastbreak points in the first half after scoring 17 total in the previous two games at Indiana and Virginia Tech combined.
- Seth Trimble had three assists in the first half. He had two in the first nine games.
- Freshman forward Jalen Washington played the final 2+ minutes and scored two points in his first appearance as a Tar Heel after missing the first nine games of this season. He did not play high school basketball in 2021-22 due to a knee injury he originally suffered as a sophomore.
- UNC has won three in a row and 12 of the last 15 games against Georgia Tech.

- UNC has beaten the Yellow Jackets 19 of the last 21 games in the Smith Center (except 2010 and 2020).

GAME 11: @UNC 100, THE CITADEL 67

- The 33-point margin of victory was Carolina's largest of the season to date and the largest in two seasons under head coach Hubert Davis.
- Carolina made a season-high 15 three-pointers and had a season-high 24 assists.
- The 15 threes equaled the most in two seasons under head coach Hubert Davis.
- UNC had 24 assists on 32 made field goals, its highest percentage of assists to field goals this season (75%).
- Bacot had 14 points and 11 rebounds. He set the UNC record for games with 10 or more rebounds with his 62nd, one more than Billy Cunningham.
- It was Bacot's 55th career double-double in 110 college games (one in 50% of his games).
- Love led UNC with 17 points and also with a season-high six assists. He had no turnovers for the first time this season.
- Love, RJ Davis and Pete Nance made a combined 9 of 14 three-pointers.
- Love made a season-high four three-pointers and shot 60% from the floor (6x10), including 66.7% from three (4x6).
- Nickel scored a season-high 16 points, the most off the bench by a Tar Heel this season.
- Nickel made three 3FGs; he made one in the first 10 games.
- Nickel's 16 points off the bench equaled the previous high point total by UNC's bench in any game this season.
- Carolina's bench scored a season-high 42 points and out-scored the Bulldogs' bench, 42-16.
- The previous scoring high for UNC's bench this season was 16 vs. Charleston and Virginia Tech.
- This was the second time in 11 games this season UNC's bench out-scored its opponent's bench (also at Virginia Tech).
- Trimble had three first-half assists for the second straight game and finished with a season-best five.
- Carolina improved to 20-0 all-time against The Citadel.
- Carolina's 20 wins are the most in school history without a loss against any opponent.

GAME 12: UNC 89, OHIO STATE 84 (OT) NEW YORK, N.Y.

- Carolina forced overtime on a turnaround jump shot by Nance as time expired.
- Carolina trailed by 10 with 6:44 to play. It was the first time UNC trailed by double digits with less than 10:00 to play and won since beating Louisville, 72-71, on 1/10/2015.
- Ohio State led by 14 twice in the first half. That was the largest deficit in a Tar Heel victory 2/27/21 when UNC overcame a 16-point deficit to beat Florida State, 78-70, in the Smith Center.
- Carolina held OSU to 5 of 17 field goals and five turnovers in the final 6:44 of regulation plus overtime.
- Carolina improved to 6-3 in the CBS Sports Classic, including 3-0 vs. Ohio State.
- Carolina improved to 30-11 in Madison Square Garden and 44-25 all-time in New York City.
- It was UNC's first game in MSG since 12/28/2010.
- Carolina improved to 4-1 in overtime games

under head coach Hubert Davis.

- It was Carolina's first overtime game in MSG since beating Rhode Island in the 2010 NIT semifinals on 3/30/2010.
- Carolina is 3-1 in overtime games in MSG.
- Bacot (28 and 15) became the first Tar Heel to score at least 25 points and have 15 rebounds in a game in the current Madison Square Garden (41 games since 1968).
- Bacot recorded his 16th career game with at least 20 points and 10 rebounds, his third with 25 and 15 and his 56th career double-double.
- Bacot matched his season high with 28 points (also vs. Charleston).
- It was Bacot's fifth consecutive double-double and seventh in his 11 games this season.
- Bacot scored 28, Caleb Love scored 22 and RJ Davis had 21. It was the first time this season three Tar Heels scored 20 or more points.
- It was Bacot's 20th career 20-point game, Love's 20th career 20-point game and Davis's eighth career 20-point game.
- Bacot made a season-high 11 field goals, one off his career high.
- Bacot grabbed seven offensive rebounds (has 31 in the last five games).
- Carolina improved to 19-1 in three seasons when Love scores 20 points.
- UNC improved to 4-0 this season and 18-0 the last two seasons when Love has five or more assists.
- Love had seven assists (most to date by a Tar Heel this season) and two turnovers. UNC improved to 6-0 this season when has more assists than turnovers.
- Carolina had 20 assists on 32 field goals (59 assists on 91 field goals in the last three games)
- Black had seven points (made his first three in five games) and led all players with a game-high plus/minus of +27. He assisted on Nance's game-tying field goal at the end of regulation.
- Nance had 10 rebounds, his third time with double figures in the last five games.
- Carolina scored a season-high 27 points off 16 Buckeye turnovers (previous high of 24 points vs. Charleston).
- The Tar Heels led for 9:29, the least amount of time in a win to date this season (previous was 18:15 vs. Charleston).
- Carolina is 13-3 vs. Ohio State, including 3-0 in Madison Square Garden.

GAME 13: UNC 80, MICHIGAN 76 CHARLOTTE, N.C.

- Carolina has won four in a row, including back-to-back wins over Big Ten opponents, Ohio State and Michigan.
- The last time UNC defeated Big Ten teams in consecutive games was 2005 when UNC beat Wisconsin, Michigan State and Illinois in the final three games of the NCAA Tournament to win the national championship.
- Carolina improved to 165-27 all-time in Charlotte, including 15-2 in the Spectrum Center.
- Bacot scored a game-high 26 points, his 21st career game with 20 or more (UNC is 17-4 in those games) and sixth career game with 26 or more (UNC is 6-0 in those games).
- Bacot scored 28 vs. Ohio State. It was the first time a Tar Heel scored 25 or more in consecutive games since Brady Manek (28 vs. Marquette and 26 vs. Baylor) in the 2022 NCAA first and second rounds.
- Bacot tied his season high with 11 field goals, the second game in a row he made 11. That

tied his career high for field goals in consecutive games (he made 12 vs. Virginia and 10 vs. Georgia Tech in January 2022).

- It was the first time a Tar Heel made 11 or more field goals in consecutive games since Brice Johnson had 11 vs. both Tulane and UCLA in December 2015.
- Bacot passed Scott Williams (1,508) and Tyler Zeller (1,501) to move into 30th place in UNC career scoring with 1,518 points.
- Bacot led all players on both teams in plus/minus at plus 12. Caleb Love and Puff Johnson were next for UNC at plus 9.
- Davis made a season-high four three-pointers (he had made four in the previous four games combined). It was the eighth time in his career he made four or more threes in a game.
- Davis also had a team-high five assists, which matched his season high. He also had five vs. Charleston, JMU and Portland. Carolina is 16-1 the last two seasons when Davis has five or more assists (and 16-2 in his career).
- Black made two of the defensive plays of the game, scored nine points and grabbed 10 rebounds. It was his sixth career game with 10 or more rebounds. His field goal in the lane with 1:45 to play gave UNC a 75-71 lead.
- Carolina shot 53.8% from the floor in the second half, the seventh time this season and fourth time in the last five games the Tar Heels shot 50% or higher in the second half.
- Carolina shot 50.0% from the floor for the game, the third time this season UNC shot 50% for a game.
- The Tar Heels were 15 for 27 from the free throw line, a season-low percentage of .556. (previous was .615 vs. Portland).
- Carolina had 19 fastbreak points, most since it had a season-high 24 in the four-OT loss to Alabama.
- Carolina has beaten the Wolverines two games in a row and leads the series, 6-4.

GAME 14: @PITTSBURGH 76, UNC 74

- The loss snapped UNC's four-game winning streak.
- In the first half, UNC shot 51.6% from the floor and held Pitt to 41.9%. In the second half, UNC shot 33.3%, while the Panthers made 50% from the floor.
- Carolina's field goal percentage (.333) was its lowest in a second half to date this season.
- Pitt guard Jamarius Burton, the only Panther who also played in Pitt's win last season in Chapel Hill, was 14 for 17 from the floor and scored a game-high 31 points.
- Burton became the first opponent to make 14 field goals since Syracuse's Cole Swider went 14 for 21 in Chapel Hill last season.
- Carolina made 6 of 13 threes in the first half en route to a 40-34 lead, but made only 1 of 9 in the second.
- The Tar Heels made 50% from two-point range for the game (18 of 36).
- The Panthers out-scored UNC, 42-26, in the paint. It was the fourth straight UNC loss this season in which the opponent scored at least 40 points in the paint (40 by Alabama, 50 by Indiana, 42 by Virginia Tech and 42 by Pittsburgh).
- UNC fell to 7-2 this season when leading at the half (led Iowa State by two).
- UNC led Pitt by as many as nine points, which matches the largest lead by the Tar Heels in a loss this season (also in the Iowa State game).
- The Tar Heels led for 34:13, the most time

they have led in a loss this season (previous was 25:19 vs. Iowa State).

- It was the fifth time an opponent shot 50% from the floor in the second half this season and the third time in a UNC loss (also by Indiana and Virginia Tech).
- Bacot led UNC outright in scoring (22) and rebounds (13) and shared team honors in assists (3) and blocks (2), the first time a Tar Heel has led in all four since Luke Maye vs. Tulane on 12/3/2017.
- It was Bacot's 57th career double-double, his 64th career game with 10 or more rebounds, his 17th career game with at least 20 points and 10 rebounds and his 22nd career game with 20 or more points.
- Bacot was the only Tar Heel to make multiple field goals in the second half. He was 4 for 8 from the floor in the second; the rest of the Tar Heels were 5 for 19 as five different players made one field goal apiece in the half.
- Love was held to a season-low seven points (previous was nine vs. James Madison) and attempted a season-low nine field goals.
- Love made Carolina's only three-pointer of the second half with six seconds to play. It was his only three of the game but set the UNC record for consecutive games with a three (43 in a row).
- Black had nine points, nine rebounds, three assists and three steals. He scored his 700th career point and grabbed his 600th career rebound.
- Black was the only Tar Heel other than Bacot to get an offensive rebound (Bacot had five, Black two).
- Dunn played for the first time in six games (broken bone in his left hand) and scored five points in 19:44.
- Carolina entered the game averaging 26 free throw attempts per game. The Tar Heels attempted only two free throws in the first half before making 15 of 19 in the second half.
- The Panthers have won four of the last five games vs. the Tar Heels.

GAME 15: @UNC 88, WAKE FOREST 79

- It was the 300th ACC game in the Smith Center. Carolina improved to 265-35 in those games.
- The game featured 20 lead changes, the most in a UNC game this season (previous was 15 in the Tar Heels' win at Portland in November).
- Davis set season highs in three-pointers (5) and points (27) and became the 81st Tar Heel to score 1,000 career points (has 1,022).
- He scored his 1,000th point in his 83rd career game, one game faster than Ty Lawson and Raymond Felton and two faster than Justin Jackson and Jeff Lebo.
- Davis scored 22 of his game-high 27 points in the second half. His five threes equaled his second most in a game in his career.
- Davis tied his career high with nine field goals (also vs. Brown and at Duke last season).
- Carolina improved to 4-0 this season and 9-0 in the last three seasons when Davis scores 20 or more points.
- Black scored a career-high 18 points. He scored 14, including a season-high three three-pointers, in the first half.
- Black tied his career high with six field goals (also at Miami in 2021 and this season vs. Charleston).
- Bacot scored 21 points, the first time in his career he scored 20 or more points in four

straight games.

- Bacot had a season-high five assists and did not commit a turnover. The five assists are the most Bacot has distributed in a game in his career without a turnover (previous was three assists and no turnovers vs. Syracuse in the 2020 ACC Tournament).
- Trimble scored a season-high 11 points and was a game-high and season-best plus 16. His previous highs were six points at Virginia Tech and plus 15 vs. Georgia Tech. He played 21:49, the third time he has played 20 or more minutes.
- Carolina shot 60% from the floor in the second half. It was the second-highest percentage in a half this season (.714 in the second half vs. Charleston).
- Carolina has shot 50% or better from the floor in the second half in five of the last seven games.
- Carolina shot 51.7% from the floor for the game. UNC improved to 4-0 this season and 14-0 in the last two seasons under Hubert Davis when making at least 50% from the floor.
- Carolina scored a season-high 32 points off 15 Wake Forest turnovers. The 32 points were the most by UNC in any game since the Tar Heels scored 32 off 20 turnovers at Wake Forest in 2019.
- The Tar Heels committed eight turnovers in the first half that led to eight Wake Forest points. In the second half, Carolina committed only one turnover that led to no points.
- The Tar Heels scored 51 points in the second half, which equaled the most points allowed by Wake Forest in any half this season (Clemson scored 51 in the second half in a 77-57 win over the Deacs).
- Nance left the game after playing 1:56 and did not return due to a stiff back. He initially strained his back in the first half of the game at Pittsburgh on December 30.
- Justin McKoy played a season-high 17 minutes and had two points, two rebounds and two blocks. His previous longest stint this season was seven minutes vs. The Citadel on December 13.
- The Tar Heels have won nine of the last 11 games vs. the Demon Deacons.
- UNC improved to 80-18 all-time vs. Wake Forest in Chapel Hill, including 25-5 in the Smith Center (eighth straight win at home over the Demon Deacons).

GAME 16: @UNC 81, NOTRE DAME 64

- It was Carolina's sixth win in its last seven games.
- Bacot posted his 58th career double-double with game highs in points (21) and rebounds (13).
- Bacot passed College Basketball Hall of Famer Sam Perkins for second place in UNC history in rebounds.
- It was Bacot's 18th career game with at least 20 points and 10 rebounds and his 65th with 10 or more rebounds.
- Bacot tied Duke's Randy Denton (1968-71) for 10th in ACC history with 58 double-doubles.
- It was Bacot's fifth straight 20-point game, the longest streak in his career.
- Love made three three-pointers, all in the first half (he made three in the previous three games combined).
- Love scored 18 points; he scored a combined 14 in the previous two games.
- Johnson scored a season-high 11 points

(previous was 10 in the four-overtime game vs. Alabama when he played a career-high 48 minutes).

- Johnson made two threes, the first time this season he made two in a game. He made two at NC State last season.
- Carolina made 8 of 19 three-pointers, a percentage of .421 that was the third highest in a game this season and the highest in an ACC game (.500 vs. Portland and .484 vs. The Citadel).
- RJ Davis led UNC with five assists. UNC improved to 5-0 this season when Davis has five or more assists.
- Dunn scored a career-high seven points.
- Carolina had 19 assists and matched its season low in turnovers with eight. It was the seventh straight game UNC had more assists than turnovers. The Tar Heels went 6-1 in those games. That followed a four-game stretch, all of which UNC lost, when Carolina had more turnovers than assists.
- Carolina led 41-28 at the half. The 13-point margin tied UNC's largest halftime lead in an ACC game this season.
- Carolina made and attempted season lows from the free throw line (11 of 19).
- Trimble made his first start in place of Pete Nance, who had a strained back.
- It was only the second time in 16 games UNC had a different starting lineup than the five players who have started the other 14 games.
- The Tar Heels have won 10 of the last 12 vs. Notre Dame.
- UNC improved to 9-1 at home vs. the Irish, including 8-1 in the Smith Center.

HEAD COACH HUBERT DAVIS



Second Season as Head Coach

Overall Record: 40-15
ACC Regular Season: 18-7
ACC Tournament: 1-1
NCAA Tournament: 5-1
Home: 23-2
Away: 8-6
Neutral: 9-7

Hubert Davis led the Tar Heels to the 2022 NCAA East Region championship, a win over Duke in a historic Final Four matchup and a berth in the national championship game, all in his first season as a head coach. The 1992 graduate of the University of North Carolina received two National Coach-of-the-Year awards as UNC won 17 of its last 21 games and came within a few possessions of securing the program's seventh NCAA Tournament title.

Davis was named the 20th head coach of the University of North Carolina men's basketball program on April 5, 2021. He became the fourth former Tar Heel player to become UNC's head coach and the first Black head coach in Carolina men's basketball history.

Davis played for Dean Smith at Carolina from 1988-92 and was an assistant coach on Roy Williams' staff from 2012-21. He played a key role coaching, recruiting and scouting and was the head coach of the UNC junior varsity program for six seasons from 2013-19.

"I said (to Coach Davis) keep what's good but don't get stuck," UNC Director of Athletics Bubba Cunningham told the media at the 2022 Final Four. "Change what needs to be changed to be modern and current. And I think that's what Hubert brings — a current mentality to the historical tradition and success that we've had."

Davis led the Tar Heels to a 29-10 record, including 15-5 in the ACC to tie Notre Dame for second place, just a game out of first. The Tar Heels went 7-3 on the road in league play, including five straight victories at Clemson, Louisville, Virginia Tech, NC State and fourth-ranked Duke when UNC won 11 of 13 games to conclude the regular season.

The 29 wins were the second most by an individual in his first season as Carolina's head coach and equaled the 10th most in NCAA history for a first-year head coach.

The Tar Heels shook up the college basketball scene in a 94-81 win at Duke when they scored 55 second-half points, all five starters played the entire second half and four scored 20 points for the first time in UNC history in Mike Krzyzewski's final game at Cameron Indoor Stadium.

UNC entered the NCAA Tournament as an eight seed but played some of its best basketball in winning the East Region. The Tar Heels had 51 assists on 62 field goals and sank 24 three-pointers in the first- and

second-round wins over Marquette and Baylor, when it crushed the Golden Eagles by 32 points and eliminated the defending NCAA champion Bears in overtime after leading by 25 points in the second half in front of a heavily partisan Baylor crowd in Fort Worth, Texas.

Carolina trailed UCLA with two minutes left in the Sweet 16 but went on an 8-0 run to beat the Bruins and overpowered Saint Peter's, 69-49, in the regional final to send the Tar Heels to the Final Four for a record 21st time.

"I want every player that played for Coach Smith, Coach Guthridge and Coach Williams, whether it's in person, TV, highlights — I want them to be able to identify and go, 'That's the Carolina I went to,'" Davis said during the Final Four. "It's really important for me that this program, with my own personality in my own shoes, looks exactly like the program that Coach Smith, Coach Guthridge and Coach Williams ran."

Davis became just the second individual to play for and serve as head coach of the same school in Final Four history; the fourth to take his team to the national championship game in his first season as a head coach; the seventh to play in and be a head coach in the Final Four; and the 10th to lead his team to the Final Four in his first season as a head coach.

The Tar Heels defeated Duke, 81-77, in the national semifinals, the first time the two great rivals ever played in the NCAA Tournament. The game featured a dozen ties and 18 lead changes, 13 of which came in the second half. Over the final 15:42, the margin for either team exceeded a single possession for a little more than just one minute. Carolina would score nine different times in the second half either to break a tie or reverse the lead, including field goals or free throws by all five Tar Heel starters.

"Hubert Davis may be the nicest person I know, and he's the best father I've ever seen," Jay Bilas said to the Washington Post in New Orleans.

"He's a perfect balance of cutthroat competitor and incredibly nice, thoughtful, empathetic person. He is an amazing person, and I'm not at all surprised knowing him that he is having this level of success this early."

"I tell the parents, 'I'm not your son's parent, but every decision I make will be filtered through what is in the best interests for your son and what I think you would do for your son,'" says Davis. "So, the same way I care for my three children is the same way I care for the players. I just want things to work out for them. Being a father helps me relate to the players because that's the way I coach."

Davis led Carolina to wins in March and April over the No. 4 (twice), No. 9 and No. 11-ranked teams in the AP poll. He won the Big House Gaines Award (National Sports Media Association) and John McLendon Award (CollegelInsider.com) as National Coach of the Year.

Each of Carolina's starters made significant contributions to the team's success in Davis's first season as head coach.

Armando Bacot earned third-team All-America and first-team All-ACC honors, setting the single-season UNC record with 511 rebounds and tying David Robinson's NCAA record with 31 double-doubles; Brady Manek was named the top transfer in the country, coming to UNC after four seasons at Oklahoma, led the ACC in three-point percentage and averaged more than 18 points in three games vs. Duke; RJ Davis and Caleb Love alternated at point and shooting guard — Davis had 12 assists in the NCAA first round and 30 points vs. Baylor in round two; Love scored 30 against UCLA then 28 in the Final Four win over Duke; and Black became a lockdown defender, earning ACC All-Defensive team honors.

"It shows how much he cares about us and cares about the game," Love said during the NCAA Tournament. "We knew all along his passion, and we carried that with us. We feed off him and his energy. That's why you see us playing so hard for him."

"I just think Hubert is perfect for the job," Williams told USA Today during the Final Four. "He's the nicest person I've ever known but then he's also fiercely competitive. When you put those two together, it's a pretty good mix. It's why I asked him to join our staff. But he hasn't just had me as an influence. He had Coach (Dean) Smith, Don Nelson and Pat Riley

HUBERT DAVIS PLAYING CAREER AT CAROLINA

Years	GP	FG	FG%	3FG	3FG%	FT	FT%	REB	AVG	PF	A	TO	BL	ST	PTS	AVG
1988-89	35	44-86	.512	4-13	.308	24-31	.774	27	0.8	10	9	12	1	3	116	3.3
1989-90	34	111-249	.446	44-111	.396	59-74	.797	60	1.8	42	52	31	6	33	325	9.6
1990-91	35	161-309	.521	64-131	.489	81-97	.835	85	2.4	35	66	37	9	30	467	13.3
1991-92	33	241-474	.508	85-198	.429	140-169	.828	76	2.3	42	52	45	7	42	707	21.4
Totals	137	557-1118	.498	197-453	.435	304-371	.819	248	1.8	129	179	125	23	108	1615	11.8

HUBERT DAVIS IN THE NBA

Years	GP	FG	FG%	3FG	3FG%	FT	FT%	REB	AVG	PF	A	TO	BL	ST	PTS	AVG
1992-2004 (12)	685	2108-4600	.458	728-1651	.441	639-763	.837	1045	1.5	1011	1172	646	44	297	5583	8.2

New York Knicks 1992-96, Toronto Raptors 1996-97, Dallas Mavericks 1997-2001, Washington Wizards 2001-02, Detroit Pistons 2002-04, New Jersey 2004

from when he was a player. He's got all of us, but then found a way to make it his. This run, he's put his fingerprints on it. It's his team. He's put Hubert Davis's stamp on North Carolina basketball. He's been absolutely sensational."

In nine seasons on the bench with Williams, the Tar Heels played in eight NCAA Tournaments, advanced to the Final Four and national championship games in 2016 and 2017 and won the NCAA title in 2017. The Tar Heels went 228-95, including 107-60 in Atlantic Coast Conference regular-season play, winning the regular-season ACC title in 2016, 2017 and 2019 and the ACC Tournament title in 2016.

Carolina earned three No. 1 seeds and a No. 2 seed in the NCAA Tournament in those nine seasons. The four-year run from 2016-19 was the best four-year NCAA seed average in UNC basketball history.

Davis helped coach 14 players who have played in the NBA, including 10 first-round draft picks – Cole Anthony, Tony Bradley, Reggie Bullock, P.J. Hairston, Justin Jackson, Brice Johnson, Cameron Johnson, Nassir Little, Day'Ron Sharpe and Coby White.

Brice Johnson and Jackson were consensus first-team All-America and first-team All-ACC selections; Jackson was the 2017 ACC Player of the Year and Cameron Johnson earned first-team All-ACC honors.

Jackson and Cameron Johnson rank one-two in UNC single-season history in three-pointers. Johnson transferred to UNC from Pittsburgh and blossomed into the 11th pick in the first round of the 2019 NBA Draft.

Davis also coached Marcus Paige, who earned second-team All-America and first-team All-ACC honors as a sophomore in 2014 and set the UNC career record with 299 three-pointers, and Joel Berry II, the 2017 Final Four Most Outstanding Player.

Anthony set the ACC record for most points in a college debut and had the second-highest single-season scoring average by a Tar Heel freshman.

White set the UNC single-season record for most threes by a freshman and became the seventh pick in the first round of the 2019 NBA Draft.

Prior to beginning his coaching career, Davis worked for seven years with ESPN as an analyst and co-host of the College GameDay program.

Born in Winston-Salem, N.C., Davis grew up in Burke, Va., where he attended Lake Braddock High School, the same high school UNC and US Soccer star Mia Hamm attended. Davis was a high school football teammate of future Olympic 110 hurdles gold medalist Allen Johnson.

Davis played in 137 games as a Tar Heel from 1988-92, during which time UNC went 102-37, won the 1989 and 1991 ACC Tournaments and played in the 1991 Final Four. He scored 1,615 points, an average of 11.8 per game. He still holds the UNC record for career three-point percentage at .435 (197 of 453). He scored in double figures 80 times with 23 games scoring 20 or more points.

"In 1987-88, I went with Coach Smith into Hubert Davis's home," says Williams, who was an assistant at UNC when Davis was being recruited. "Coach Smith said, 'I don't know if you're ever going to be able to play here, Hubert, and I don't want to do this.' I got in the car with Coach and I said, 'Coach, I think he'll play more than you think he will because I think he's so competitive and so driven.' Hubert told Coach Smith, 'You'll never know unless you give me a chance.' Coach Smith a couple days later called him and said, 'I listened to what you said and I'm going to offer you a scholarship to North Carolina.' Hubert committed to Coach Smith right then."

He scored in double figures in each of his last eight NCAA Tournament games, averaging 18.5 points in those games. That included 19 against Temple in the 1991 NCAA East Regional final and 25 against Kansas (coached by Williams) in the 1991 Final Four.

Davis averaged 21.4 points and earned second-team All-ACC honors as a senior. He scored in double figures in 32 of 33 games that season, including 20 games with 20 or more points and 30 or more in four games. He netted a career-high 35 points at Duke on March 8, 1992. That 35-point game was part of a seven-game stretch late in the season in which he averaged 28.7 points.

The New York Knicks selected Davis with the 20th pick in the first round of the 1992 NBA Draft. He played 12 seasons in the NBA, scoring 5,583 points, an average of 8.2 per contest. He made 728 three-point field goals and is currently second in NBA history in three-point percentage at .441.

Davis averaged double-figure scoring in four different seasons – a career-high 11.1 with Dallas in 1997-98 and with the Knicks in 1993-94 (11.0), 1994-95 (10.0) and 1995-96 (10.7).

He scored a career-high 32 points twice – as a second-year pro with the Knicks vs. Minnesota and in 2000 with Dallas against Seattle.

In 1993-94, he was fourth on the Knicks in scoring behind Patrick Ewing, John Starks and Charles Oakley as New York won 57 games and advanced to the NBA Finals, where they took Hakeem Olajuwon, Clyde Drexler and Kenny Smith to seven games (Doc Rivers and Greg Anthony were also Knicks that season).

PLAYED IN AND HEAD COACH IN THE FINAL FOUR

	As Player	As Head Coach
Hubert Davis	North Carolina 1991	North Carolina 2022
Billy Donovan	Providence 1987	Florida 2000, '06, '07
Bob Knight	Ohio State 1960-62	Indiana 1973, '76, '81, '87, '92
Vic Bubas	NC State 1950	Duke 1963, '64, '66
Bones McKinney	North Carolina 1946	Wake Forest 1962
Dean Smith	Kansas 1952, 1953	UNC 11 times (1967-97)
Dick Harp	Kansas 1940	Kansas 1957

FINAL FOUR IN FIRST SEASON AS A HEAD COACH

Hubert Davis	North Carolina 2022
Bill Guthridge	North Carolina 1998
Steve Fisher	Michigan 1989
Larry Brown	UCLA 1980
Bill Hodges	Indiana State 1979
Denny Crum	Louisville 1972
Gary Thompson	Wichita State 1965
Bully Gilstrap	Texas 1943
Ray Meyer	DePaul 1943
Bruce Drake	Oklahoma 1939

NATIONAL CHAMPIONSHIP GAME IN FIRST YEAR AS A HEAD COACH

Hubert Davis	North Carolina 2022
Steve Fisher	Michigan 1989
Larry Brown	UCLA 1980
Bill Hodges	Indiana State 1979

MOST WINS BY A FIRST-YEAR HEAD COACH

34	Bill Guthridge, North Carolina	1997-98
33	Tommy Lloyd, Arizona	2021-22
33	Bill Hodges, Indiana State	1978-79
32	Brad Underwood, Stephen F. Austin	2013-14
31	Steve Prohm, Murray State	2011-12
31	Jamie Dixon, Pittsburgh	2003-04
30	Brad Stevens, Butler	2007-08
30	Stan Heath, Kent State	2001-02
30	John Warren, Oregon	1944-45
29	Hubert Davis, North Carolina	2021-22
29	Matt McCall, Chattanooga	2015-16

He shot 40 percent or better from three-point range in eight seasons, including 1999-2000, when he led the NBA with a career-best 49.1 percent as a Maverick.

Davis shot 80 percent or better from the free throw line nine times. He connected on 83.7 percent of his career free throw attempts.

Davis played for NBA head coaches Pat Riley, Don Nelson, Jim Cleamons, Leonard Hamilton, Doug Collins, Rick Carlisle and Larry Brown. His NBA teammates included Anthony, Chauncey Billups, Ewing, Michael Finley, Richard Hamilton, Michael Jordan, Jason Kidd, Steve Nash, Dirk Nowitzki and Rivers.

"Hubert carved out a remarkable career in both longevity and achievement," said ABC/ESPN analyst and former NBA head coach Jeff Van Gundy when Davis was named head coach. "He will go down as one of the GREAT shooters of his era and had an under rated pick and roll game. Hubert was what you want in a player...dependable, reliable, trustworthy and his work ethic were second to none. Hubert's character, basketball acumen and love of UNC will drive him in his quest to continue the long and storied championship tradition that he helped create as a player and as an assistant coach. I have no doubt that Hubert will be the next in line of Hall of Fame coaches from Chapel Hill with an NCAA championship in the near future."

Hubert's uncle, Walter, starred at UNC from 1973-77 and was a six-time NBA All-Star. He was the NBA Rookie of the Year in 1978 with the Phoenix Suns, who retired his jersey.

"I've never known a finer person in my entire life, who has a switch he turns on and can be as competitive as anybody around," says Williams. "He loves this program and has the same passion I do, and he'll be better than me."

Davis graduated from UNC in 1992 with a degree in criminal justice. He and his wife, Leslie, have three children – Elijah, Gracie and Micah. Elijah is a sophomore on the basketball team at the University of Lynchburg.



O – SETH TRIMBLE

6-3, 192, Freshman, Guard, Menomonee Falls, Wis.



2022-23: Averaging 3.0 points in 14 minutes per game • Made his first college start on 1/7 vs. Notre Dame • Has played more minutes than any non-starter on the team • Had a positive plus/minus in 10 of 16 games and is a plus 40 over the last seven • Has 15 assists and seven turnovers in the last eight games • Played 20 or more minutes four times with highs of 23 vs. Notre Dame and 22 vs. Wake Forest in the last two games.

Four assists and two blocks in his first start vs. Notre Dame • Played outstanding defense, scored a season-high 11 points (eight in the second half) and was a game-high plus 16 in the win over

Wake Forest, when he went 4 for 4 from the floor • On the floor for the final 14:09, when Carolina out-scored Wake Forest by 13 points • Scored to give UNC the lead for good at 65-64 then grabbed an offensive rebound and scored inside to extend the lead to 72-67 • Blocked two Wake Forest shots • Was a plus 4 in 18 minutes against Michigan • Season-high five assists and two steals vs. The Citadel • Three assists and season-best plus 15 against Georgia Tech • Led a 17-5 run over the final 5:39 in the first half vs. the Yellow Jackets • Played a season-high 23 minutes and sparked UNC's second-half comeback at Virginia Tech, when the Tar Heels cut the Hokies' lead from 18 to three • Scored a season-high six points in Blacksburg and had a block and steal • UNC was a plus 2 in his nine minutes on the court at Indiana • Forced a turnover with three seconds to play that gave UNC a final possession and a chance to win in the third overtime against Alabama • Made his first three, scored five points and was plus-8 vs. JMU • Scored four points in 14 minutes in his college debut vs. UNCW.

Prep: Played for Coach Brian Hallenbeck at Menomonee Falls High School • Scored more than 2,000 career points • Gatorade Player of the Year and Mr. Basketball in Wisconsin in 2022, when he led Menomonee Falls to a 25-4 record and the Division I sectional finals • Averaged 27.1 points, 7.4 rebounds, 4.4 assists and 2.3 steals as a senior • Greater Metro Conference Player of the Year in 2022 and was a two-time first-team All-Greater Metro Conference honoree • Averaged 23.3 points and 3.5 assists as a junior and 20 points and 3.2 assists as a sophomore • Scored a career high 45 points as a junior in a win over Whitnall • Competed in the 2022 National High School Slam Dunk Contest.

Won a gold medal with Team USA's U18 Men's National Team in the 2022 FIBA U18 Americas Championship, which was played in Mexico • Averaged 9.7 points, 2.7 rebounds and 2.5 assists in the six games, all wins • Scored 16 points against Argentina in the semifinals and had six points, four assists and two steals in the gold medal game vs. Brazil • Led the tournament in free throw percentage, converting 15 of 18 (.833).

Personal: Born Seth Louis Trimble on Aug. 9, 2004, in Wauwatosa, Wis. • Son of Laurence and Trevor Trimble • His brother, J.P. Tokoto, played at Carolina from 2012-15 • Played soccer through eighth grade • Made the honor roll three times • His grandfather, Jean Pierre Tokoto, was captain of the Cameroon National Soccer Team that played in the World Cup in 1982 and played for Paris-St. Germain.

2022-23	FG	3FG	FT	REB	PF	PTS	A	TO	B	S	MP
UNCW	1-3	0-0	2-3	0-0-0	3	4	0	0	1	0	15
Charleston	2-2	0-0	0-0	0-0-0	3	4	0	0	0	0	11
Gardner-Webb	1-3	0-0	1-2	0-1-1	1	3	0	0	0	0	15
James Madison	2-4	1-1	0-1	0-1-1	3	5	0	1	0	1	12
vs. Portland	0-0	0-0	0-0	0-0-0	1	0	1	1	0	0	5
vs. Iowa State	0-1	0-0	2-2	0-1-1	1	2	0	1	0	0	13
vs. Alabama	0-0	0-0	0-1	0-1-1	0	0	0	0	0	0	7
at Indiana	1-1	0-0	1-2	0-1-1	1	3	0	1	0	0	9
at Virginia Tech	3-3	0-0	0-0	1-2-3	1	6	1	0	1	1	23
Georgia Tech	1-5	0-1	2-2	0-2-2	1	4	3	0	0	1	15
The Citadel	0-5	0-1	2-2	0-3-3	1	2	5	1	1	2	21
vs. Ohio State	0-0	0-0	0-0	0-0-0	0	0	1	2	0	0	11
vs. Michigan	0-1	0-1	1-2	0-0-0	2	1	0	1	0	0	18
at Pittsburgh	0-0	0-0	0-0	0-0-0	0	0	1	0	0	0	5
Wake Forest	4-4	0-0	3-4	1-1-2	3	11	0	1	2	0	22
Notre Dame*	1-2	0-1	1-4	0-3-3	2	3	4	2	2	0	23
at Virginia											
at Louisville											
Boston College											
NC State											
at Syracuse											
Pittsburgh											
at Duke											
Clemson											
Miami											
at NC State											
at Notre Dame											
Virginia											
at Florida State											
Duke											

Year	GP-GS	Min.	Ave.	TRIMBLE'S STATS								Off	Def	Reb	Ave.	A	TO	B	S	Pts	Ave.
				FGM-A	Pct.	3FGM-A	Pct.	FTM-A	Pct.												
2022-23	16-1	224	14.0	16-34	.471	1-5	.200	15-25	.600	2	16	18	1.1	16	11	7	5	48	3.0		



1 – RECHON “LEAKY” BLACK

6-9, 205, Graduate Student, Forward, Concord, N.C.



Danny Green.

Career: Made 113 starts in 138 games • Career highs include 18 points vs. Wake Forest on 1/4/23, 12 rebounds vs. James Madison on 11/20/22, six offensive rebounds vs. Duke in the 2022 national semifinal and nine assists vs. Duke on 2/8/20 • Scored in double figures 16 times • Made multiple steals in 41 games • Five or more assists 17 times (UNC 15-2 in those games) • Assist/error ratio of 1.9 to 1 (308 assists/161 turnovers) • UNC is 29-5 over the last three seasons when he has three or more assists • One of five Tar Heels to amass 600 points, 500 rebounds, 200 assists, 100 steals and 50 blocks in four or fewer seasons with James Worthy, George Lynch, David Noel and

2022-23: Averaging career highs in scoring (7.3) and rebounding (6.1) • Scored in double figures four times with a career-high 18 vs. Wake Forest • Made a three-pointer in eight games with a high of three vs Wake Forest • Made multiple threes three times • Double-figure rebounds twice with a high of 12 vs. JMU • Averaging a career-high 31.0 minutes • Tied for the team lead with 21 steals (has eight in the last three games and 13 in the last seven).

Scored 14 first-half points (which was more than he had scored in all but two of his previous 136 games as a Tar Heel) and finished with a career-high 18 in the win over Wake Forest • Made three 3FGs and a traditional three-point play in the first half • Set his career scoring high with a steal (one of his three) and slam dunk with 14 seconds to play • Had nine points, nine rebounds, three assists and three steals and was a season-best 4 for 4 from the free throw line at Pittsburgh • Played a key role on both ends of the floor in the win over Michigan, scoring nine points (most since the four-OT game vs. Alabama) with 10 rebounds • Jumper in the paint gave UNC a 73-69 lead with 1:45 to play • Made two defensive gems (a block/rebound and a steal) in the final 6:00 to preserve the lead • Was a game-high plus 27 (no other Tar Heel was better than plus-13) in the comeback, OT win over Ohio State • Sideline out of bounds pass to Pete Nance with 1.2 seconds in regulation set up Nance's game-tying shot • Three-pointer with 3:58 left pulled UNC within a point (was his first three in five games) • Season-high three steals vs. Georgia Tech • Switched over to defend Indiana's Jalen Hood-Schifino after he scored 12 early points and held the IU guard to two points in the last 28 minutes • Played more than 53 minutes vs. Alabama despite spraining his left ankle in the second half and totaled 10 points, eight rebounds, three blocks and two steals • Was the only Tar Heel to make a three in the four overtimes, which gave UNC a 101-100 lead • Played key defensive role in limiting Tide freshman Brandon Miller to 4 of 21 from the floor • Scored 11 points and added nine rebounds and three assists at Portland • Career-high 12 rebounds, had three assists and played great defense in the win over James Madison • Career-best 6 for 6 from the floor and finished with 15 points, one off his career high, against Charleston • Tied his career high with six made field goals • Seven points, seven rebounds and was a +12, second highest on the team, vs. UNCW.

2021-22: ACC All-Defensive team, Carolina's first since Brice Johnson in 2016 • Third in the voting for ACC Defensive Player of the Year • Carolina's Defensive Player of the Year (George Lynch Award) • Career highs in field goal (.466) and free throw percentages (.868) • Led UNC in plus/minus nine times and was plus 302 for the season • Carolina went 17-1 when he had three or more assists • Led UNC in assist/TO ratio (2.8) with 104 assists/37 turnovers • Had 40 assists in the last 10 games • Made 33 of 38

2022-23	FG	3FG	FT	REB	PF	PTS	A	TO	B	S	MP
UNCW•	2-7	0-1	3-3	0-7-7	1	7	0	2	1	2	30
Charleston•	6-6	2-2	1-3	0-5-5	0	15	0	0	1	1	29
Gardner-Webb•	3-6	1-4	0-0	0-4-4	3	7	0	1	1	0	27
James Madison•	2-5	1-4	0-0	2-10-12	3	5	3	0	0	0	37
vs. Portland•	4-7	1-3	2-4	1-8-9	3	11	3	3	0	1	34
vs. Iowa State•	2-4	0-0	2-2	3-2-5	2	6	2	1	0	1	31
vs. Alabama•	4-8	2-3	0-0	1-7-8	2	10	0	0	3	2	54
at Indiana•	0-2	0-0	0-0	1-2-3	2	0	1	0	0	0	30
at Virginia Tech•	1-3	0-1	0-0	0-1-1	3	2	1	0	2	0	25
Georgia Tech•	0-4	0-1	1-2	1-4-5	2	1	1	1	0	3	35
The Citadel•	1-2	0-0	3-4	1-2-3	2	5	2	2	0	1	14
vs. Ohio State•	2-5	1-2	2-4	3-3-6	4	7	2	1	0	1	34
vs. Michigan•	4-7	1-3	0-2	4-6-10	3	9	2	1	1	1	29
at Pittsburgh•	2-9	1-4	4-4	2-7-9	2	9	3	1	0	3	30
Wake Forest•	6-8	3-5	3-4	2-2-4	2	18	1	3	0	3	34
Notre Dame•	2-7	0-2	0-0	1-6-7	2	4	3	0	2	2	23
at Virginia											
at Louisville											
Boston College											
NC State											
at Syracuse											
Pittsburgh											
at Duke											
Clemson											
Miami											
at NC State											
at Notre Dame											
Virginia											
at Florida State											
Duke											

free throws • Scored in double figures four times with a high of 13 in the overtime win at Louisville • Made multiple threes five times with a high of three at Louisville and two in the national semifinals vs. Duke.

BLACK'S STATS																			
Year	GP-GS	Min.	Ave.	FGM-A	Pct.	3FGM-A	Pct.	FTM-A	Pct.	Off	Def	Reb	Ave.	A	TO	B	S	Pts	Ave.
2018-19	23-0	239	10.4	23-49	.417	5-12	.417	6-7	.857	10	39	49	2.1	27	15	4	14	57	2.5
2019-20	32-31	954	29.8	80-223	.359	16-63	.254	32-46	.696	45	116	161	5.0	83	56	25	40	208	6.5
2020-21	29-28	796	27.4	58-158	.367	10-45	.222	36-52	.692	39	104	143	4.9	70	37	10	36	162	5.6
2021-22	38-38	1127	29.7	68-146	.466	17-51	.333	33-38	.868	49	113	162	4.3	104	37	26	34	186	4.9
2022-23	16-16	495	31.0	41-90	.456	13-35	.371	21-32	.656	22	76	98	6.1	24	16	11	21	116	7.3
Totals	138-113	3612	26.2	270-666	.405	61-206	.296	128-175	.731	165	448	613	4.4	308	161	76	145	729	5.3



2 – CALEB LOVE

6-4, 200, Junior, Guard, St. Louis, Mo.



Career: Has scored 1,196 points, made 158 threes and has 296 assists in 84 games • Averaging 14.2 points, 1.9 threes and 3.5 assists • Made at least one three-pointer in 71 of 84 games, including a UNC-record 44 consecutive games (current) • Scored his 1,000th point in his 73rd game, the fewest games needed by a Tar Heel since Harrison Barnes hit the mark in his 61st game in 2012 • Carolina is 19-1 when he scores 20 or more points, 25-2 when he has five or more assists, 14-3 when he shoots 50% from the floor and 33-12 when he makes multiple 3FGs • Career-high 34 points vs. Alabama on 11/27/22, nine rebounds twice, nine assists on 2/17/21

vs. Northeastern and six 3FGs three times • Scored in double figures 62 times (UNC 46-16) • Is 12th in UNC history in free throw percentage (.830) • Made 40 consecutive free throws in February-March 2022, the second-longest streak in UNC history • Scored 20 or more points in three of five games against Duke, including 25 and 22 at Cameron and 28 in the Final Four (20.2 ppg vs. Duke) • Earned MVP honors at Damian Lillard's Formula Zero camp in August 2022.

2022-23: Named one of 25 mid-season candidates for the Wooden Award • Second on the Tar Heels and sixth in the ACC with a career-high 16.9 points per game • Scored in double figures in 13 of 16 games with a career-high of 34 vs. Alabama • Leads the team with 31 threes and 21 steals (tied) and is second in assists (53, one behind Davis) • Made a three in all 16 games (and 44 in a row) with a season-high four vs. The Citadel and Ohio State • Carolina is 4-0 when he has five or more assists • Carolina is 7-0 when he has more assists than turnovers • Scored 20 or more points five times (UNC 4-1) • Averaging an ACC-high 36.2 minutes per game.

Made three 3FGs and scored 18 points vs. Notre Dame (scored a combined 14 in the previous two games) • Made all three 3FGs in the first half (had three total in the previous three games) • Scored 19 of his 22 points vs. Ohio State after halftime (four in overtime) and had a game-high and season-best seven assists • Opened the scoring in overtime with a driving layup, giving UNC the lead for good • Scored five straight points after OSU built a 10-point lead with less than seven minutes to play in regulation • Made 6 of 10 from the floor, including 4 of 6 threes and had game highs with 17 points and six assists vs. The Citadel • Was the 11th time in his career he made at least four 3FGs • First zero-turnover game this season (first since 2022 ACC semifinal vs. Virginia Tech) • Five assists vs. Georgia Tech • Third game shooting 50% or better from the floor at Virginia Tech and tied for the team lead with 18 points despite early foul trouble • Earned all-tournament honors in the PKI Invitational • Career-high 34 points (16 in the second half) on 13 of 36 shooting plus nine rebounds and three steals in 57 minutes against Alabama • Scored 16 first-half points and finished with 23 points and three steals at Portland • Made 10 of 15 from the floor vs. the Pilots, the best single-game field goal percentage of his career (.667) • Scored 17 second-half points and finished with 25 points, a career-high nine rebounds and six assists in 102-86 win over Charleston.

2021-22: Averaged 18.8 points in the 2022 NCAA Tournament • Tied Brady Manek for the most points by any players in the tournament • Three highest scoring games of the season came in the NCAA Tourney (30 vs. UCLA, 28 vs. Duke, 23 vs. Marquette) • Earned All-Final Four and All-East Regional honors • Honorable mention All-ACC • UNC's Co-Most Improved Player with RJ Davis (Danny Green Award) • Scored 621 points, becoming the eighth Tar Heel sophomore to score 600 in a season (joining Michael Jordan, Joseph Forte, Tyler Hansbrough, Antawn Jamison, Jerry Stack-

2022-23	FG	3FG	FT	REB	PF	PTS	A	TO	B	S	MP
UNCW•	6-12	1-4	4-5	1-2-3	2	17	0	2	0	2	34
Charleston•	8-17	1-9	8-11	1-8-9	2	25	5	1	1	2	38
Gardner-Webb•	7-17	2-8	4-5	1-4-5	1	20	4	2	1	0	36
James Madison•	3-11	1-6	2-2	0-5-5	3	9	3	3	0	1	30
vs. Portland•	10-15	3-4	0-1	0-3-3	2	23	4	2	1	3	38
vs. Iowa State•	4-14	1-7	3-4	0-0-0	2	12	3	3	0	1	36
vs. Alabama•	13-36	3-11	5-5	2-7-9	4	34	4	4	0	3	57
at Indiana•	5-16	2-7	1-2	2-1-3	0	13	1	2	0	0	33
at Virginia Tech•	5-10	2-5	6-9	0-3-3	3	18	2	3	1	1	31
Georgia Tech•	4-12	1-6	1-1	0-3-3	0	10	5	4	0	0	31
The Citadel•	6-10	4-6	1-1	1-2-3	1	17	6	0	0	0	29
vs. Ohio State•	8-20	4-13	2-2	0-4-4	0	22	7	2	0	2	42
vs. Michigan•	6-13	1-5	5-7	0-5-5	1	18	4	5	0	2	35
at Pittsburgh•	3-9	1-3	0-0	0-2-2	2	7	1	1	0	1	35
Wake Forest•	3-15	1-7	0-0	1-3-4	3	7	2	4	0	1	38
Notre Dame•	6-16	3-6	3-3	0-3-3	3	18	2	1	0	2	36
at Virginia											
at Louisville											
Boston College											
NC State											
at Syracuse											
Pittsburgh											
at Duke											
Clemson											
Miami											
at NC State											
at Notre Dame											
Virginia											
at Florida State											
Duke											

house, Harrison Barnes, Wayne Ellington) • Led UNC free throw percentage (.863), was second in scoring (15.9), three-pointers (93), assists (139) and steals (37) and is third in three-point percentage (.360) • Top 10 in the ACC in scoring (9th), assists (10th), free throw percentage (3rd) and three-pointers (7th) • Made 93 three-pointers, tied for the sixth most in a season by a Tar Heel, including 19 in the NCAA Tournament, tied for third most in UNC's NCAA Tournament history • Made 40 consecutive free throws from 2/16-3/11, the second-longest streak in UNC history (one off Jeff Lebo's 1989 record) and the 10th-longest streak in ACC history • Led UNC in scoring 12 times (UNC 11-1) • Scored 20 or more points 13 times (UNC 13-0) with a high of 30 in the Sweet 16 vs. UCLA • Averaged 17.4 points, shot 39.9% from three and had 114 assists/76 turnovers in UNC's wins and 11.7 ppg, 23.3 3FG%, 25 assists/30 turnovers in the losses • Made multiple three-pointers 27 times (UNC 23-4) • Career-high six threes vs. Florida State, Marquette and UCLA • More assists than turnovers 24 times (UNC 20-4) • UNC was 14-0 when he had five or more assists • Averaged a team-high 34.1 minutes.

Year	GP-GS	Min.	Ave.	LOVE'S STATS								Off	Def	Reb	Ave.	A	TO	B	S	Pts	Ave.
				FGM-A	Pct.	3FGM-A	Pct.	FTM-A	Pct.												
2020-21	29-26	806	27.8	104-329	.316	34-128	.266	63-78	.808	11	64	75	2.6	104	91	10	34	305	10.5		
2021-22	39-38	1331	34.1	198-534	.371	93-258	.360	132-153	.863	8	125	133	3.4	139	106	9	37	621	15.9		
2022-23	16-16	579	36.2	97-243	.399	31-107	.290	45-58	.776	9	55	64	4.0	53	39	4	21	270	16.9		
Totals	84-80	2716	32.3	399-1106	.361	158-493	.320	240-289	.830	28	244	272	3.2	296	236	23	92	1196	14.2		



3 – DONTREZ STYLES

6-6, 210, Sophomore, Guard/Forward, Kinston, N.C.



2022-23: Played in eight games • Season-high and career-high tying nine points in 16 minutes vs. The Citadel • Attempted and made his first free throws of the season vs. the Bulldogs • Also tied his career best with six rebounds.

2021-22: Played in 30 games • Made 20 of his last 41 field goal attempts (.488) • Averaged 7.5 points and 4.5 rebounds in 19.5 minutes in the two NCAA Tournament games in Fort Worth • Played all five minutes of overtime in the NCAA second round win over No. 1 seed Baylor • Opened the scoring in overtime with a corner three, his third 3FG of the season • Played a season-high 24:57 against the Bears and set season highs in points (9), field goals (4) and steals (2) • Was 3 for 3 from the floor for six points and grabbed a season-high six rebounds in 14 minutes vs. Marquette in the NCAA first round • Hit a corner three at Virginia Tech, his second of the season • Season-high eight points and tied his season best with four rebounds in the win over Florida State • Had two rebounds and was a season-best tying plus 8 in the first half in the win at Clemson • Also was a plus 8 in late minutes against Duke • Scored six points and had a season-best four rebounds in five minutes in the home win over NC State • Seven points in 12 minutes at Miami • Made his first three against the Hurricanes • Scored four points in 10 minutes at Boston College • Scored his first collegiate points in the win over UNC Asheville on 11/23.

Prep: Played for Coach Perry Tyndall at Kinston High School, where he started for four seasons • Missed three weeks of action in his senior season after suffering a fall during the first game • Averaged 30.3 points and 10.3 rebounds in his last three regular-season games (32 points against Ayden-Grifton, 30 against Greene Central and 29 vs. North Lenoir) • As a junior, he averaged 19.7 points and 11 rebounds in leading Kinston to a 26-4 record • Kinston went 83-20 in his career • A four-time honor roll student and ranked top-15 academically in his class • The 2019-20 and 2020-21 Eastern Conference Player of the Year • Also a four-time all-conference selection, two-time all-state (first team in 2021, second team in 2020) and all-district honoree • All-tournament pick at the 2019-20 John Wall Holiday Invitational.

Personal: Born June 26, 2002, in Lenoir, N.C. • Son of Donald Swinson and Sharon Styles • Major is undeclared.

2022-23	FG	3FG	FT	REB	PF	PTS	A	TO	B	S	MP
UNCW	0-0	0-0	0-0	0-2-2	0	0	0	0	0	0	3
Charleston	0-1	0-0	0-0	1-1-2	1	0	0	1	0	0	5
Gardner-Webb	0-1	0-1	0-0	0-0-0	0	0	0	0	0	0	5
James Madison				DNP							
vs. Portland				DNP							
vs. Iowa State				DNP							
vs. Alabama	0-0	0-0	0-0	0-0-0	0	0	0	0	0	0	2
at Indiana				DNP							
at Virginia Tech	0-3	0-2	0-0	1-0-1	1	0	0	1	0	0	8
Georgia Tech				DNP							
The Citadel	3-4	1-2	2-2	1-5-6	0	9	1	1	0	1	16
vs. Ohio State	0-0	0-0	0-0	0-0-0	1	0	0	0	0	0	2
vs. Michigan				DNP							
at Pittsburgh				DNP							
Wake Forest				DNP							
Notre Dame	0-0	0-0	0-0	0-0-0	0	0	0	0	0	0	2
at Virginia											
at Louisville											
Boston College											
NC State											
at Syracuse											
Pittsburgh											
at Duke											
Clemson											
Miami											
at NC State											
at Notre Dame											
Virginia											
at Florida State											
Duke											

Year	GP-GS	Min.	Ave.	STYLES' STATS															
				FGM-A	Pct.	3FGM-A	Pct.	FTM-A	Pct.	Off	Def	Reb	Ave.	A	TO	B	S	Pts	Ave.
2021-22	30-0	174	5.8	24-55	.436	3-18	.167	8-15	.533	11	32	43	1.4	2	11	2	5	59	2.0
2022-23	8-0	43	5.3	3-9	.333	1-5	.200	2-2	1.000	3	8	11	1.4	1	3	0	1	9	1.1
Totals	38-0	217	5.7	27-64	.422	4-23	.174	10-17	.588	14	40	54	1.4	3	14	2	6	68	1.8



4 – RJ DAVIS

6-0, 175, Junior, Guard, White Plains, N.Y.



Career: Averaging 12.3 points, 1.5 three-pointers and 3.0 assists in 84 games • Scored his 1,000th point in his 83rd game on 1/4/23 vs. Wake Forest • Scored in double figures 57 times (UNC 39-18 in those games) • Scored 20 or more eight times (UNC 9-0) • Made multiple three-pointers 36 times with a high of six vs. Brown as a sophomore • Shooting 84.3% from the free throw line and 35% from three • Is fifth all-time in FT% at UNC • Led UNC in scoring 13 times and assists 30 times • Became the first Tar Heel with at least 10 assists in one NCAA Tournament game and 30 points in the next with 12 assists vs. Marquette and 30 points vs. Baylor in the 2022 first and

second round games • Set career highs in scoring (30 vs. Baylor), rebounding (12 vs. Kansas) and assists (12 vs. Marquette) in the 2022 NCAA Tournament • Has the second-highest FT percentage in UNC history (25 or more attempts) in NCAA Tournament play (93.5%) • Has three career doubles-doubles in points and rebounds.

2022-23: Leads UNC in free throw shooting (.882) and assists (54), is second with 27 three-pointers and third in scoring (career-high 16.4 ppg) • Leads the team in plus/minus at +121 • Leads the ACC in free throw percentage, is sixth in minutes and 10th in scoring • Scored in double figures 15 times • UNC is 4-0 when he scores 20 or more • Season-high 27 points and five threes vs. Wake Forest • Made multiple threes seven times (four of the last seven games) • Made 12 threes in the last four games • Made 60 of 68 free throws • Averaging a career-best 5.3 rebounds (eight or more four times, including 10 vs. Gardner-Webb and Georgia Tech) • Season-high five assists five times (UNC 5-0) • Has more assists than turnovers in each of the last six games • Has 24 assists and nine turnovers in the last six games • Shot 48.9% from the floor in the last eight games (48 for 94) after opening the season making 42 for his first 108 (.389) • Made 16 of his last 36 three-pointers (.444) after making 11 of his first 42 (.262) • Played 35 or more minutes in 11 of 16 games, including each of the last five.

Led UNC with five assists vs. Notre Dame and hit a key jumper to begin a 7-0 Tar Heel run after the Irish cut a 14-point deficit to seven in the second half • Scored 22 of his season-high 27 points in the second half vs. Wake Forest, including nine of UNC's first 13 points to begin the half • On three straight possessions after the Deacs took their final lead of the game, Davis had a steal that led to UNC's go-ahead basket, an assist on a Bacot basket and a three-pointer to give the Tar Heels a six-point lead • Made four threes, tied his season high with five assists and scored 19 points vs. Michigan • Made three first-half threes vs. the Wolverines, more than he made in any previous game this season • Driving bank shot with 49 seconds to play gave a UNC a 75-71 lead • Gave UNC its first lead in nearly 32 minutes with a three-pointer with 1:29 to play in the second half in the win over Ohio State • Scored eight of UNC's 10 points in one critical stretch over the last four and half minutes of regulation • Finished with 21 points, eight boards and four assists vs. the Buckeyes • Went 4 for 4 from the line in overtime • Scored 13 of his game-high 22 points in the first half vs. Georgia Tech (his second 20-point game of the season and second double-double) • Made 6 of 11 FGA (6 of 7 two-pointers) for 18 points at Virginia Tech • Had 19 points, nine rebounds and three steals in 50 minutes vs. Alabama • Clutch jumper with 24 seconds to play gave UNC a two-possession lead in the win over Portland • Game- and season-high 21 points and five assists vs. James Madison • Second career double-double with 14 points and 10 rebounds vs. Gardner-Webb • Was the first time he led UNC in rebounding in his career • Scored his 800th career point vs. Charleston • Shared team scoring honors with 17 points vs. UNCW (scored 11 of UNC's 32 first-half points as the Tar Heels built an 11-point lead).

2022-23	FG	3FG	FT	REB	PF	PTS	A	TO	B	S	MP
UNCW•	6-11	1-3	4-4	0-4-4	2	17	1	1	0	1	37
Charleston•	4-8	1-4	2-2	1-2-3	3	11	5	3	1	0	35
Gardner-Webb•	4-13	2-6	4-4	2-8-10	2	14	3	2	0	3	35
James Madison•	7-16	2-7	5-6	0-2-2	2	21	5	2	0	0	34
vs. Portland•	4-11	1-3	4-4	0-3-3	1	13	5	1	0	0	32
vs. Iowa State•	5-14	1-7	4-4	1-2-3	3	15	1	2	0	1	32
vs. Alabama•	8-24	2-6	1-2	0-9-9	4	19	4	2	0	3	51
at Indiana•	4-11	1-2	2-2	1-6-7	2	11	2	3	0	1	33
at Virginia Tech•	6-11	0-4	6-7	0-4-4	4	18	1	2	1	2	35
Georgia Tech•	8-13	1-2	5-6	2-8-10	3	22	3	4	0	1	35
The Citadel•	2-6	2-4	0-0	0-2-2	2	6	3	1	0	0	20
vs. Ohio State•	6-13	1-5	8-9	1-7-8	3	21	4	3	0	2	40
vs. Michigan•	6-15	4-8	3-4	1-5-6	2	19	5	2	0	1	38
at Pittsburgh•	4-11	1-5	7-8	0-5-5	4	16	3	2	0	0	35
Wake Forest•	9-14	5-8	4-4	0-4-4	2	27	4	0	0	3	38
Notre Dame•	5-11	2-4	1-2	0-5-5	2	13	5	1	0	3	36
at Virginia											
at Louisville											
Boston College											
NC State											
at Syracuse											
Pittsburgh											
at Duke											
Clemson											
Miami											
at NC State											
at Notre Dame											
Virginia											
at Florida State											
Duke											

2021-22: UNC's Co-Most Improved Player with Caleb Love (Danny Green Award) • Named to CoSIDA Academic All-District 3 team • Started every game and averaged 13.5 points and 3.6 assists • Led the team with 142 assists and 40 steals, was second free throw percentage (.833) and three-point percentage (.367), third in three-pointers (66) and fourth in scoring • Averaged 14.7 points over a team-high 37.7 minutes per game, had 30 assists/12 turnovers and made 29 for 31 from the free throw line in the NCAA Tournament • The 30 assists and 5.0 assists per game are the second most by a Tar Heel in a six-game NCAA Tournament series • UNC was 15-4 when he scored 15 or more points • Eighth in the ACC in assist/turnover ratio (1.9) and ninth in assists • Scored in double figures 28 times • Scored 15 or more points in 13 of 20 ACC games • Shot 44.8% from the floor, 40.3% from three and had 116 assists/50 turnovers in UNC's wins • Led UNC in scoring four times, assists 16 times and plus/minus 10 times • Made multiple threes 19 times (UNC 15-4), including six vs. Brown and five vs. Syracuse and Baylor • Played the entire game three times (45 minutes vs. Baylor and 40 at Duke and vs. Kansas).

Year	GP-GS	Min.	Ave.	DAVIS'S STATS										Pts	Ave.				
				FGM-A	Pct.	3FGM-A	Pct.	FTM-A	Pct.	Off	Def	Reb	Ave.			A	TO	B	S
2020-21	29-10	644	22.2	79-226	.350	32-99	.323	55-67	.821	12	54	66	2.3	56	54	2	19	245	8.4
2021-22	39-39	1321	33.9	178-419	.425	66-180	.367	105-126	.833	22	144	166	4.3	142	74	8	40	527	13.5
2022-23	16-16	565	35.3	88-202	.436	27-78	.346	60-68	.882	9	76	85	5.3	54	31	2	21	263	16.4
Totals	84-65	2530	30.1	345-847	.407	125-357	.350	220-261	.843	43	274	317	3.8	252	159	12	80	1035	12.3

FASTEST TO 1,000/2,000 POINTS



Fewest Games by a Tar Heel to Score 1,000 Points

Games	Player	Date	Opponent
40	Lennie Rosenbluth	Feb. 15, 1956	vs. Wake Forest
41	Billy Cunningham	Feb. 22, 1964	at NC State
42	Bobby Lewis	Feb. 7, 1966	vs. South Carolina
46	Larry Miller	Feb. 14, 1967	at NC State
52	Charlie Scott	Feb. 14, 1969	vs. South Carolina in Charlotte
54	Tyler Hansbrough	Feb. 2, 2007	at NC State
56	Rashad McCants	Feb. 10, 2004	at Georgia Tech
56	Joseph Forte	Feb. 1, 2001	at Duke
57	Phil Ford	Feb. 28, 1976	vs. Duke
59	Antawn Jamison	March 2, 1997	vs. Duke
60	York Larese	Jan. 10, 1961	vs. Wake Forest
61	Harrison Barnes	Feb. 8, 2012	vs. Duke
62	J.R. Reid	March 6, 1988	at Duke
62	Michael Jordan	Feb. 24, 1983	vs. Wake Forest
62	Dennis Wycik	Dec. 18, 1971	vs. NC State in Greensboro
63	George Glamack	Feb. 7, 1941	vs. Duke
65	Jerry Stackhouse	^March 17, 1995	vs. Murray State in Tallahassee, Fla.
65	Mike O'Koren	Dec. 9, 1978	vs. Jacksonville
66	Walter Davis	Jan. 3, 1976	vs. Duke in Greensboro
66	<i>Pete Brennan</i>	<i>Jan. 7, 1958</i>	<i>vs. William & Mary</i>
67	Al Lifson	Feb. 20, 1954	vs. Duke
68	Sean May	March 3, 2005	vs. Florida State
68	Rusty Clark	Dec. 16, 1968	vs. Clemson
69	Sam Perkins	^March 29, 1982	vs. Georgetown in New Orleans
71	James Worthy	Feb. 11, 1982	vs. Maryland
71	Al Wood	Jan. 12, 1980	at Duke
72	Wayne Ellington	*March 16, 2008	vs. Clemson in Charlotte
72	Jerry Vayda	Dec. 10, 1955	vs. South Carolina
73	Caleb Love	Nov. 24, 2022	at Portland
73	Lee Shaffer	Feb. 27, 1960	at Duke
76	Bobby Jones	Jan. 16, 1974	vs. Wake Forest
78	Marcus Paige	Dec. 13, 2014	at Kentucky
78	Jawad Williams	Jan. 28, 2004	vs. NC State
78	George Karl	Jan. 25, 1973	vs. Virginia
79	Vince Grimaldi	Feb. 21, 1953	vs. NC State
81	Cart Carmichael	%March 3, 1924	vs. Mississippi State in Atlanta
82	Armando Bacot	Jan. 29, 2022	vs. NC State
83	RJ Davis	Jan. 4, 2023	vs. Wake Forest
84	Ty Lawson	Jan. 4, 2009	vs. Boston College
84	Raymond Felton	Feb. 3, 2005	vs. NC State
85	Justin Jackson	Nov. 23, 2016	vs. Wisconsin in Maui
85	Jeff Lebo	Jan. 30, 1988	vs. Georgia Tech
85	Mitch Kupchak	March 1, 1975	at Duke
86	Vince Carter	Jan. 24, 1998	vs. Florida State
87	George Lynch	Feb. 2, 1992	at Georgia Tech
87	Lee Dedmon	~March 22, 1971	vs. Providence in New York City
89	Tyler Zeller	Dec. 10, 2011	vs. Long Beach State
89	Kenny Smith	March 2, 1986	at Duke
89	Brad Daugherty	Feb. 13, 1985	at Maryland
91	Jason Capel	*March 9, 2001	vs. Clemson in Atlanta
91	Bill Bunting	*March 8, 1969	vs. Duke at Charlotte
92	James M McAdoo	Jan. 20, 2014	at Virginia
94	Jeff McInnis	Feb. 22, 1996	vs. VMI
95	Joel Berry	Feb. 15, 2017	at NC State
95	Donald Williams	Dec. 2, 1994	vs. South Carolina in Charlotte
95	Eric Montross	March 7, 1993	vs. Duke
98	Rick Fox	Feb. 17, 1990	vs. Maryland
99	Kris Lang	*March 10, 2001	vs. Georgia Tech in Atlanta
100	John Henson	Feb. 15, 2012	at Miami
102	Tommy LaGarde	Feb. 9, 1977	vs. Maryland
103	Scott Williams	^March 17, 1989	vs. Southern in Atlanta
104	Kevin Madden	Nov. 24, 1989	vs. James Madison in Maui
105	Brice Johnson	*March 14, 2015	vs. Notre Dame in Greensboro
106	Kennedy Meeks	Nov. 13, 2016	vs. Chattanooga
107	Garrison Brooks	Nov. 30, 2020	vs. UNLV in Asheville, N.C.
108	Brendan Haywood	^Apr. 1, 2000	vs. Florida in Indianapolis
108	Hook Dillon	Feb. 13, 1948	at Maryland
109	Hubert Davis	Dec. 4, 1991	vs. Seton Hall in E. Rutherford, N.J.
110	Shammond Williams	Dec. 29, 1997	at Bethune-Cookman
112	Ed Cota	Dec. 12, 1999	vs. Tennessee Tech

Games	Player	Date	Opponent
114	Joe Wolf	Feb. 8, 1987	vs. Virginia
114	Matt Doherty	Jan. 28, 1984	vs. Georgia Tech
115	Luke Maye	Dec. 15, 2018	vs. Gonzaga
116	Bob Paxton	%March 5, 1948	vs. NC State in Durham
117	Danny Green	Dec. 18, 2008	vs. Evansville
118	Brian Reese	Jan. 26, 1994	at Florida State
121	Deon Thompson	Nov. 23, 2009	vs. Gardner-Webb
122	Ademola Okulaja	Jan. 6, 1999	at Florida State
126	Dante Calabria	Feb. 10, 1996	vs. Georgia Tech
127	Pete Chilcutt	Feb. 13, 1991	vs. Wake Forest
143	Isaiah Hicks	March 4, 2017	vs. Duke

Fewest Games to Score 2,000 Points

Games	Player	Date	Opponent
75	Lennie Rosenbluth	^March 22, 1957	vs. Michigan State in Kansas City
91	Charlie Scott	~March 14, 1970	vs. Manhattan in New York City
100	Tyler Hansbrough	March 8, 2008	at Duke
110	Phil Ford	Jan. 21, 1978	vs. Maryland
126	Al Wood	^March 30, 1981	vs. Indiana in Philadelphia
127	Sam Perkins	Feb. 18, 1984	vs. NC State

^ NCAA Tournament

* ACC Tournament


~ NIT

% Southern Conference Tournament



5 – ARMANDO BACOT

6-11, 235, Senior, Forward/Center, Richmond, Va.



Career: Passed College Basketball Hall of Famer Sam Perkins in career rebounding in Carolina's win over Notre Dame • Has 1,169 rebounds, one more than Perkins and 51 from passing Tyler Hansbrough for the all-time UNC record • One of two Tar Heels in the last 50 seasons and eight all-time to average a double-double in points and rebounds • Averaging 13.8 points and 10.2 rebounds in 115 games (114 starts, all but 2021 Senior Night) • Has 1,582 points, 1,169 rebounds and 147 blocks • Is 28th in scoring, second in rebounds and sixth in rebound average by a Tar Heel • Highest rebound average highest since Rusty Clark (10.3 from 1966-69)

- Joins Sean May as the only Tar Heels since 1972 to average a career double-double • Has 18 games with at least 20 points and 10 rebounds and three with 25 and 15 • First to repeat as UNC's Most Valuable Player since Marcus Paige in 2013-14 and 2014-15 • Scored in double figures 85 times with a career-high 29 twice (UNC 59-26) • Scored 28 or more five times and 20 or more 24 times (UNC 19-5) • Has 58 double-doubles (second most in UNC history behind Cunningham's 60) and a UNC-record 65 games with 10 or more rebounds • UNC is 43-15 when he has a double-double • Is tied for 10th in ACC history with 58 double-doubles • Career-high 23 rebounds vs. JMU on 11/20/22 • Holds UNC record for rebounds in Elite 8, national semifinal and national championship games • Second in offensive rebounds per game (3.57) by a Tar Heel behind Jamison's 3.62 • First Tar Heel to score at least 25 points and have 15 rebounds in a game in the current Madison Square Garden (28 points, 15 rebounds vs. Ohio State on 12/17/22) • Five-time ACC Player-of-the-Week honoree, which equals the fourth most by a Tar Heel with Joel Berry II, Michael Jordan, Luke Maye, Mike O'Koren and Marcus Paige (only Antawn Jamison, Tyler Hansbrough and Phil Ford have more).

2022-23: Named one of 25 mid-season candidates for the Wooden Award • Won ACC Player-of-the-Week honors twice (for his play vs. The Citadel/ Ohio State and Wake Forest/Notre Dame) • Leads the ACC in scoring (18.8), rebounding (11.2), offensive rebounding (4.6) and double-doubles (9) and is fourth in field goal percentage (.567) • Ranks fourth in the country in offensive rebounding, fourth in free throw attempts (115), fifth in rebounds per game and sixth in double-doubles • Also leads UNC in blocks (20) and is second in plus/minus (+120) • Averaging 21.9 points in the last seven games • Averaged 5.3 field goals in the first eight games and 8.4 over the last seven games • Scored 20 or more points in the last five games for the first time in his career and six of the last seven games • Nine games with at least five offensive boards • Season-high 28 points vs. Charleston and Ohio State and season/career best 23 rebounds vs. James Madison • Totaled 54 points in back-to-back wins over Ohio State (28) and Michigan (26) • Made 11 field goals in both games, the first Tar Heel to do that since Brice Johnson in 2015-16 • Was the fourth time in his career and first this season Bacot made at least 10 field goals in consecutive games • Did not play at Virginia Tech on 12/4 due to a right shoulder contusion, which he suffered in the first half at Indiana on 11/30 • First game missed (only second career) since 3/3/20 against Wake Forest because of a sprained ankle.

Game highs in points (21), rebounds (13) and offensive boards (6) and added four assists and two blocks vs. Notre Dame • Scored 21 points and added nine rebounds and a team-high five assists vs. Wake Forest • Second straight game he led UNC in assists (five assists were his career high in any game when he did not commit a turnover) • Led Carolina in scoring, rebounding, assists and blocks at Pittsburgh, the first Tar Heel to do that

2022-23	FG	3FG	FT	REB	PF	PTS	A	TO	B	S	MP
UNCW•	5-10	0-0	6-11	4-5-9	4	16	1	2	1	0	28
Charleston•	10-13	0-0	8-12	2-4-6	2	28	1	3	2	3	34
Gardner-Webb•	2-9	0-0	6-7	2-7-9	2	10	0	3	2	1	36
James Madison•	5-11	0-0	9-12	8-15-23	4	19	1	3	1	1	35
vs. Portland•	4-6	0-1	3-8	6-7-13	4	11	2	4	0	0	34
vs. Iowa State•	5-6	0-0	3-5	3-6-9	4	13	2	5	2	1	37
vs. Alabama•	7-12	0-0	6-6	6-4-10	4	20	2	6	3	0	38
at Indiana•	4-10	0-0	4-6	5-5-10	4	12	0	1	1	0	28
at Virginia Tech	DNP - right shoulder										
Georgia Tech•	8-16	0-1	5-9	7-6-13	1	21	1	0	1	0	34
The Citadel•	5-9	0-0	4-6	6-5-11	1	14	2	3	2	0	26
vs. Ohio State•	11-19	0-0	6-9	7-8-15	2	28	3	2	0	0	37
vs. Michigan•	11-15	0-0	4-7	0-5-5	4	26	0	0	0	1	32
at Pittsburgh•	8-14	0-1	6-7	5-8-13	1	22	3	4	2	0	37
Wake Forest•	7-11	0-0	7-10	2-7-9	2	21	5	0	1	2	38
Notre Dame•	9-17	0-0	3-7	6-7-13	2	21	4	2	2	0	31
at Virginia											
at Louisville											
Boston College											
NC State											
at Syracuse											
Pittsburgh											
at Duke											
Clemson											
Miami											
at NC State											
at Notre Dame											
Virginia											
at Florida State											
Duke											

since Luke Maye vs. Tulane in 2017 • Was his eighth double-double of the season and 17th career game with at least 20 points and 10 rebounds • Second time in his career he has scored 20 points in three straight games. Game-high 26 points on 11 of 15 shooting in the 80-76 win over Michigan • Was his sixth career game with 25 or more points • Was 11 for 19 from the floor and had game highs in points (28) and rebounds (15) vs. Ohio State • Was his 16th career 20/10 game and third 25/15 game • Set UNC record for career double-figure rebound games on 12/13 vs. The Citadel • Had 21 points, 13 rebounds and drew seven fouls vs. Georgia Tech • Scored 20 points with 10 rebounds and three blocks vs. Alabama but sprained his right ankle and did not play the last minute of the third OT or any of the fourth OT • Six offensive boards and a game-high 13 boards at Portland • Scored 19 points and had a career-high 23 rebounds vs. James Madison for his first double-double of the season • Had 11 points and 11 rebounds in the first half as UNC built a 45-26 lead and added a dozen boards in the second half • Season-high eight offensive boards (one off his career best) and tied his career high with nine free throws vs. JMU (drew nine fouls) • Scored 27 of his game-high 28 points in the second half vs. Charleston (10 of 12 FG in the second) • Drew 11 fouls by the Cougars.

Year	GP-GS	Min.	Ave.	FGM-A		Pct.	3FGM-A		Pct.	FTM-A		Pct.	Off	Def	Reb	Ave.	A	TO	B	S	Pts	Ave.
				Pct.	Pct.		Pct.															
2019-20	32-32	780	24.4	114-243	.469	0-0	—	80-124	.645	87	176	263	8.2	39	55	36	16	308	9.6			
2020-21	29-28	660	22.8	137-218	.628	0-1	.000	83-125	.664	92	135	227	7.8	23	41	26	19	357	12.3			
2021-22	39-39	1237	31.7	244-429	.569	1-8	.125	146-218	.670	163	348	511	13.1	59	77	65	33	635	16.3			
2022-23	15-15	507	33.8	101-178	.567	0-3	.000	80-122	.656	69	99	168	11.2	27	38	20	9	282	18.8			
Totals	115-114	3183	27.7	596-1068	.558	1-12	.083	389-589	.660	411	758	1169	10.2	148	211	147	77	1582	13.8			

Armando Bacot, continued

2021-22: Led Carolina in scoring (16.3), rebounding (13.1), field goal percentage (.569) and blocks (65), becoming the first Tar Heel to ever lead the team in those categories in consecutive seasons • Earned All-NCAA Tournament honors in the Final Four and East Regional, where he was also the Most Outstanding Player • Third-team CBS Sports and USA Today All-America, leading vote getter on the ACC first team, second in ACC Player-of-the-Year voting and second-team All-ACC Tournament • One of three players to make the Academic All-ACC team and first-team All-ACC. Became the first player in college basketball history with six double-doubles in one NCAA Tournament • Tied the all-time NCAA single-season record with 31 double-doubles (with Navy's David Robinson in 1985-86) • Second-most rebounds (99) in NCAA Tournament history and the most since LaSalle's Tom Gola had 102 in 1954 • Fourth-most rebounds in a season in ACC history and the first player with at least 500 since 1956 • Shattered the single-season Tar Heel record with 511 rebounds, 95 more than the previous record set in 2015-16 by Brice Johnson (who had 416 in one more game than Bacot) • Tied the UNC record for 20-rebound games in a season with five and set the school record with 32 games in double figures • Rebounding average (13.1) was the fifth highest in a season by a Tar Heel and the highest since Cunningham in 1964-65 • Led the ACC in all games by 4.94 rebounds per game • Averaged 14.1 rebounds in league play, the most since Wake Forest's Tim Duncan averaged 14.9 in 1996-97 • Broke Duncan's previous ACC double-double record (29 in 1996-97) and Johnson's UNC record (23 in 2015-16) • Led the nation in double-doubles, was second in offensive rebounding (4.2), third in rebounding and 23rd in field goal percentage (.569) • Led the ACC in rebounding, offensive rebounds and double-doubles, was second in field goal percentage, fifth in blocks and seventh in scoring • Also led UNC in plus/minus at +336.

Averaged 15.3 points and 16.5 rebounds in six NCAA Tournament games • Set UNC single-game rebound records for regional final, national semifinal and national championship games • Shattered UNC's single-Tournament record for rebounds with 99 (previous was 69 in six games by Kennedy Meeks in 2017) • Had 38 offensive rebounds (6.3 per game) • Grabbed 15 or more rebounds in the last five games • Tied the UNC record for rebounds in an NCAA Tourney game with 22 vs. Saint Peter's and became the only Tar Heel with two 20-rebound NCAA games when he had 21 vs. Duke in the national semifinals.

Bacot's 2021-22 game-by-game statistics												
	FG	3FG	FT	REB	PF	PTS	A	TO	B	S	MP	
Loyola Maryland•	3-5	0-0	2-3	1-5-6	3	8	0	1	2	1	17	
Brown•	10-11	0-0	2-5	6-4-10	2	22	1	0	2	1	27	
at Charleston•	10-12	0-0	4-9	2-10-12	4	24	3	3	6	0	24	
vs. Purdue•	1-6	0-1	0-0	1-4-5	5	2	1	1	0	0	17	
vs. Tennessee•	6-9	0-0	4-6	4-8-12	2	16	1	2	0	0	29	
UNC Asheville•	8-14	0-0	6-7	3-4-7	1	22	0	2	1	0	29	
Michigan•	5-10	0-0	1-1	3-11-14	2	11	3	1	2	1	32	
at Georgia Tech•	7-11	0-0	1-2	3-10-13	3	15	4	5	1	2	38	
Elon•	3-7	0-0	3-8	2-5-7	2	9	1	0	2	4	24	
Furman•	7-12	0-1	0-0	4-8-12	2	14	2	1	1	0	28	
vs. Kentucky•	8-13	0-0	6-9	2-8-10	4	22	2	2	1	0	31	
App State•	7-9	0-0	2-4	3-7-10	3	16	4	2	2	2	30	
at Boston College•	6-9	1-1	5-5	3-8-11	3	18	2	1	1	3	29	
at Notre Dame•	9-13	0-0	3-4	2-15-17	3	21	0	4	1	0	37	
Virginia•	12-18	0-0	5-7	9-13-22	2	29	2	1	1	0	38	
Georgia Tech•	10-16	0-2	9-9	3-9-12	2	29	0	3	0	1	29	
at Miami•	6-9	0-0	3-4	4-8-12	4	15	1	4	1	0	27	
at Wake Forest•	4-12	0-0	4-8	6-6-12	4	12	1	2	1	0	25	
Virginia Tech•	7-19	0-0	0-0	8-12-20	5	14	1	2	1	0	34	
Boston College•	1-10	0-0	4-6	7-11-18	2	6	0	0	3	0	38	
NC State•	5-10	0-1	8-10	2-11-13	1	18	0	1	6	1	28	
at Louisville•	8-15	0-0	3-5	6-16-22	4	19	2	2	2	3	39	
Duke•	4-10	0-0	4-5	1-4-5	3	12	2	1	1	2	30	
at Clemson•	8-10	0-1	8-10	3-7-10	5	24	3	2	0	1	32	
Florida State•	7-9	0-0	3-5	4-10-14	2	17	1	2	1	0	28	
Pittsburgh•	2-6	0-0	3-4	4-4-8	4	7	4	3	3	0	27	
at Virginia Tech•	4-7	0-0	4-4	2-13-15	2	12	0	3	5	0	38	
Louisville•	6-8	0-0	0-2	5-10-15	2	12	1	4	0	0	39	
at NC State•	11-13	0-0	6-7	5-13-18	4	28	1	5	5	2	36	
Syracuse•	5-12	0-0	7-9	9-9-18	0	17	2	0	0	0	43	
at Duke•	10-11	0-0	3-4	1-6-7	2	23	0	1	2	2	30	
vs. Virginia (ACC)•	5-12	0-1	0-0	2-9-11	2	10	0	1	2	3	34	
vs. Virginia Tech•	9-10	0-0	1-2	5-9-14	5	19	2	3	0	0	36	
vs. Marquette (NCAA)•	6-13	0-0	5-5	4-6-10	0	17	3	1	1	1	28	
vs. Baylor•	4-10	0-0	7-15	4-12-16	4	15	4	2	3	1	39	
vs. UCLA•	6-10	0-0	2-4	8-7-15	3	14	2	2	1	0	31	
vs. Saint Peter's•	8-15	0-0	4-9	8-14-22	3	20	1	2	2	0	35	
vs. Duke•	3-10	0-0	5-8	8-13-21	5	11	0	2	1	1	33	
vs. Kansas•	3-13	0-0	9-13	6-9-15	3	15	2	3	1	1	38	



11 – D’MARCO DUNN

6-5, 190, Sophomore, Guard, Tucson, Ariz.



2022-23: Averaging 3.1 points in 10.8 minutes per game • Played double-figure minutes six times • Career-high seven points in win over Notre Dame • Hit a three and grabbed an offensive board and scored on a quick putback vs. the Irish • Scored five points in a career-high 20 minutes at Pittsburgh, his first action since breaking a bone in his left hand in practice on 12/3 • Had not played in the previous five games • Made a three-pointer in five of his last eight games • Scored five points in a then-career-high 17 minutes at Indiana (Tar Heels were a -1 when was on the floor in a 12-point loss) • Made a late first-half three that cut IU's lead to five • Played a then-career-high

15 minutes in the 4 OT game vs. Alabama • Was a career-best +19 vs. the Tide • Made his first three of the season and was +10 vs. James Madison • Tied his career high with two field goals and scored four points vs. Charleston • Scored two points in 13 minutes in the opener vs. UNCW • Was the second time he played double-figure minutes and was a +8.

2021-22: Played in 23 games • Scored a season-high six points and grabbed three rebounds in 11 minutes at Boston College • Had four points in nine minutes in Las Vegas vs. Kentucky and four points at Miami • Scored his first collegiate points on a three-pointer against UNC Asheville on 11/23.

Prep: Moved in 2019 from Arizona to Fayetteville, N.C., where he played at Westover High School for Coach George Stackhouse • Averaged 21.3 points and 7.7 rebounds in leading Westover to a 41-3 record in his two seasons • Averaged 23.4 points, 8.6 rebounds, 2.6 assists and 2.7 steals in 14 games as a senior • Led Westover to an 11-3 record, shooting 53.3 percent from the floor and 35.4 percent from three • Scored 25 or more points in seven games last season, including 37 vs. South View, 32 vs. Southern Lee and 30 vs. Terry Sanford • In the last five games, he averaged 26.6 points • Averaged 20.4 points, 7.2 rebounds, 2.0 assists and 2.7 steals and shot 45 percent from three-point range as a junior • Led Westover to a 30-0 record and 2020 conference title • Westover was named co-state champions by the North Carolina High School Athletic Association after the post-season tournament was canceled due to the pandemic • All-state selection in 2020 and was named PAC 9 Conference, Cumberland County and District Player of the Year • Honor roll student • Member of the Black Student Union and a mentor in the student leadership program • Previously attended Marana High School in Tucson for two years before moving to Fayetteville prior to his junior year.

Personal: Born D'Marco Morcell Dunn on February 28, 2003, in Sierra Vista, Ariz. • Major is undeclared • Son of Greg Dunn and Veronica Johnson, both members of the U.S. armed services • His dad played football at Angelo State • An uncle, Eric, played football at Michigan State • His sister, Kaylyn, has published three books.

2022-23	FG	3FG	FT	REB	PF	PTS	A	TO	B	S	MP
UNCW	1-2	0-1	0-0	0-1-1	2	2	0	0	1	0	13
Charleston	2-3	0-1	0-0	1-0-1	1	4	0	0	0	0	9
Gardner-Webb	0-1	0-0	0-0	0-0-0	0	0	0	0	0	0	4
James Madison	1-1	1-1	1-2	1-0-1	0	4	0	0	0	0	5
vs. Portland	1-4	1-2	0-0	0-0-0	1	3	0	0	0	0	11
vs. Iowa State	1-1	0-0	0-0	0-0-0	2	2	0	0	0	0	7
vs. Alabama	1-2	0-1	0-0	0-0-0	2	2	0	0	0	1	15
at Indiana	2-6	1-2	0-0	0-0-0	2	5	0	0	1	0	17
at Virginia Tech											DNP - broken left hand
Georgia Tech											DNP - broken left hand
The Citadel											DNP - broken left hand
vs. Ohio State											DNP - broken left hand
vs. Michigan											DNP - broken left hand
at Pittsburgh	2-4	1-3	0-0	0-1-1	2	5	1	0	1	1	20
Wake Forest	0-1	0-1	0-0	0-1-1	1	0	0	1	0	0	3
Notre Dame	2-2	1-1	2-2	1-0-1	1	7	0	0	0	0	15
at Virginia											
at Louisville											
Boston College											
NC State											
at Syracuse											
Pittsburgh											
at Duke											
Clemson											
Miami											
at NC State											
at Notre Dame											
Virginia											
at Florida State											
Duke											

Year	GP-GS	Min.	Ave.	DUNN'S STATS															
				FGM-A	Pct.	3FGM-A	Pct.	FTM-A	Pct.	Off	Def	Reb	Ave.	A	TO	B	S	Pts	Ave.
2021-22	23-0	94	4.1	9-31	.290	3-15	.200	1-3	.333	1	6	7	0.3	7	6	0	1	22	1.0
2022-23	11-0	119	10.8	13-27	.481	5-13	.385	3-4	.750	3	3	6	0.5	1	1	3	2	34	3.1
Totals	34-0	214	6.3	22-58	.379	8-28	.286	4-7	.571	4	9	13	0.4	8	7	3	3	56	1.6



13 – JALEN WASHINGTON

6-10, 225, Freshman, Forward, Gary, Ind.



2022-23: Has played in six of the last seven games
 • Three rebounds vs. Notre Dame • Season-high six points in six minutes vs. The Citadel • Made his collegiate debut and scored his first two points on 12/10 vs. Georgia Tech.

Prep: Played for coaches Chris Buggs and Sean Smith at Gary West Side Leadership Academy • Did not play his senior season due to a knee injury
 • 2022 Indiana All-Star • First-team all-state and all-conference as a junior when he averaged 12.5 points, seven rebounds, three assists and three blocks • Led Gary West Side to the state semi-finals • NBPA Camp invitee • Trained with the

2022 USA Junior National Team.

Personal: Born Jalen Cantrell Washington on Feb. 21, 2004, in Hobart, Ind. • Son of Joda Sterling and Jimmy Washington Sr. • Has seven-foot, four-inch wingspan • Ranked No. 2 academically in his senior class and was a member of the Indiana Academic All-State team • Member of the National Honor Society • Played AAU for Meanstreets • Played the cello and piano from second to seventh grade • His older brother, Jimmie, plays basketball at IU-Northwest.

2022-23	FG	3FG	FT	REB	PF	PTS	A	TO	B	S	MP
first 9 games											
	DNP (right knee)										
Georgia Tech	1-1	0-0	0-0	0-0-0	0	2	0	0	0	0	2
The Citadel	2-4	0-0	2-3	0-0-0	1	6	0	0	0	0	6
vs. Ohio State	0-0	0-0	0-0	0-0-0	0	0	0	0	0	0	0+
vs. Michigan	0-0	0-0	1-2	0-1-1	1	1	0	0	0	0	1
at Pittsburgh	DNP										
Wake Forest	1-3	0-1	0-0	1-1-2	3	2	0	0	0	0	4
Notre Dame	1-2	0-0	0-0	1-2-3	1	2	0	2	0	0	6
at Virginia											
at Louisville											
Boston College											
NC State											
at Syracuse											
Pittsburgh											
at Duke											
Clemson											
Miami											
at NC State											
at Notre Dame											
Virginia											
at Florida State											
Duke											

Year	GP-GS	Min.	Ave.	WASHINGTON'S STATS								Off	Def	Reb	Ave.	A	TO	B	S	Pts	Ave.
				FGM-A	Pct.	3FGM-A	Pct.	FTM-A	Pct.												
2022-23	6-0	21	3.5	5-10	.500	0-1	.000	3-5	.600	2	4	6	1.0	0	2	0	0	0	13	2.2	



14 – DONOVAN “PUFF” JOHNSON

6-8, 200, Junior, Forward/Guard, Moon Township, Pa.



2022-23: Averaging 3.8 points in 14.7 minutes • Played 20 or more minutes three times (Alabama, Michigan and Notre Dame) • Scored in double figures twice (11 vs. Notre Dame and 10 vs. Alabama) • Made 5 of 11 three-pointers • Made multiple steals five times and has 13 total • Season- and career-high six rebounds three times (Iowa State, Michigan and Notre Dame).

Season-high 11 points and was a plus 13 in the win over Notre Dame • Made two three-pointers in the first half as UNC built a 13-point lead, then added a fastbreak dunk that was part of a 7-0 run after the Irish cut UNC's lead to 61-54 • Missed

the first three games due to a sore right knee • Made first career start at Virginia Tech • Made an early three-pointer at Pittsburgh, then picked up three quick fouls • Matched his season and career high with six rebounds against Michigan • Played 21 minutes vs. the Wolverines, his longest stint in the last six games • Early three ended a 7-0 Michigan run • Scored all six of his points at Indiana from the free throw line (6 for 7) • Career-high 48 minutes against Alabama (previous high was 29 at NC State last season) • Scored 10 points with five rebounds, two assists and a career-high three steals (was a team-best plus 9) • Six points, tied his career high with six rebounds and had a career-best two steals vs. Iowa State • Scored six points and was +13 in 13:30 in his season debut against James Madison.

2021-22: Played his finest basketball as a Tar Heel on both ends of the court in the 2022 NCAA Tournament • Averaged 5.0 points and 2.3 rebounds in 11.3 minutes in the six NCAA Tournament games • Was a plus 11 over the six games and had a positive plus/minus five times, including both games in the Final Four • Tied his career highs with five field goals and six rebounds in 18 minutes in the national championship game vs. Kansas • Scored 11 points vs. the Jayhawks, including nine in the second half (which tied Caleb Love for the team lead in the second half) • Helped spark UNC's late first-half run with an offensive rebound and basket and a drawn charge • Scored seven straight points for UNC in the second half, including a three-pointer that tied the game at 57.

Hit both free throws to tie the game at 67 with 4:36 to play in the national semifinal vs. Duke • Only the third time this season he made more than one free throw in a game • Scored 17 points through the game at Virginia Tech on 2/19 then 47 points in the last 11 games • Is plus 50 over the last 12 games • Averaged 13.2 minutes in the last 11 games • Played outstanding defense in two 11-minute stints in Philadelphia vs. UCLA and Saint Peter's • Career-high five field goals in seven attempts for 11 points in NCAA first round win over Marquette • Numerous career bests in the win at NC State with personal bests in scoring (16), field goals (4), three-pointers (2), free throws (6) and minutes (29) • Scored 12 of his 16 points in the second half, including back-to-back threes just 51 seconds apart • Was plus 9 in 12 minutes against Louisville and plus 13 in seven minutes at Virginia Tech • Entered the Louisville game with the Cards up four and subbed out nearly six minutes later with UNC leading by two • Made two free throws, found Manek for a basket and had a steal • Made his second three-pointer of the season and scored five points against Florida State • Took a key charge in the second half of the overtime win at Louisville • Career highs in minutes (17), field goals (3), points (8) and rebounds (6) in the 100-80 win over NC State • Gave Carolina a lift in his five minutes of play in the second half of the 1/26 win over Boston College, diving on the floor for two loose balls and scoring on an offensive rebound • Scored his first points at Wake Forest in a career-high 13 minutes • Four rebounds at Miami • Missed the first 15 games due to a hip flexor and sprained right ankle • Played four minutes in his first action against Georgia Tech on 1/15.

2022-23	FG	3FG	FT	REB	PF	PTS	A	TO	B	S	MP
UNCW											
UNCW											
Charleston											
Gardner-Webb											
Gardner-Webb											
James Madison	2-3	1-2	1-1	0-0-0	3	6	1	1	0	0	14
vs. Portland	0-1	0-0	0-0	0-0-0	0	0	0	0	0	0	9
vs. Iowa State	2-4	0-1	2-4	3-3-6	2	6	1	0	0	2	12
vs. Alabama	4-5	0-0	2-2	2-3-5	3	10	2	1	1	3	48
at Indiana	0-2	0-0	6-7	1-0-1	2	6	0	0	0	2	14
at Virginia Tech	0-2	0-1	0-0	0-0-0	1	0	0	0	0	1	12
Georgia Tech	1-1	0-0	0-0	1-1-2	2	2	0	1	0	0	12
The Citadel	0-2	0-1	1-2	1-1-2	0	1	0	0	0	2	7
vs. Ohio State	1-2	0-0	0-1	1-1-2	3	2	1	1	0	2	13
vs. Michigan	1-3	1-1	0-2	2-4-6	3	3	0	0	0	1	21
at Pittsburgh	1-2	1-1	0-0	0-0-0	3	3	0	0	0	0	2
Wake Forest	0-1	0-1	0-0	0-0-0	0	0	0	0	0	0	4
Notre Dame	4-5	2-3	1-1	2-4-6	2	11	1	0	0	0	22
at Virginia											
at Louisville											
Boston College											
NC State											
at Syracuse											
Pittsburgh											
at Duke											
Clemson											
Miami											
at NC State											
at Notre Dame											
Virginia											
at Florida State											
Duke											

Year	GP-GS	Min.	Ave.	JOHNSON'S STATS								Off	Def	Reb	Ave.	A	TO	B	S	Pts	Ave.
				FGM-A	Pct.	3FGM-A	Pct.	FTM-A	Pct.												
2020-21	14-0	59	4.2	6-14	.429	1-9	.111	2-2	1.000	1	6	7	0.5	1	2	1	1	15	1.1		
2021-22	24-0	251	10.4	28-61	.459	6-26	.231	13-18	.722	18	29	47	2.0	11	3	4	7	75	3.1		
2022-23	13-1	191	14.7	16-33	.485	5-11	.455	13-20	.650	12	17	29	2.2	6	4	1	13	50	3.8		
Totals	51-1	501	9.8	50-108	.463	12-46	.261	28-40	.700	31	52	83	1.6	18	9	6	21	140	2.7		



22 – JUSTIN McKOY

6-8, 220, Senior, Forward, Raleigh, N.C.



2022-23: Played a season-high 17 minutes and had two points, two rebounds and two blocks in the win over Wake Forest • Made his first three-pointer of the season vs. The Citadel.

2021-22 at UNC: Played the entire overtime and 10 minutes total in the win over Baylor • Made two free throws and had three rebounds vs. the Bears • Season-highs in points (5) and rebounds (5) in 17 minutes against Virginia in the ACC Quarterfinal • Was his second-longest stint of the season and most since he played 18 against Georgia Tech on 1/15 • His two field goals in Brooklyn vs. the Cavaliers were his first since 1/24 at Wake

Forest • Three-pointer was his first since he made one at home against Virginia on 1/8 • Four points and four rebounds at Wake Forest • Had four rebounds and three assists at Miami • Unavailable at BC and Notre Dame in early January due to Covid protocols • Returned to the lineup against Virginia and made a three-pointer against his former team • Season-high four rebounds in home win over Georgia Tech • Three assists in Carolina's win on 11/23 vs. UNC Asheville • Made the ACC Academic Honor Roll and NABC Honors Court for outstanding grade point average.

2022-23	FG	3FG	FT	REB	PF	PTS	A	TO	B	S	MP
UNCW				DNP							
Charleston				DNP							
Gardner-Webb	0-0	0-0	0-0	0-1-1	0	0	0	0	1	0	6
James Madison				DNP							
vs. Portland	0-0	0-0	0-0	0-0-0	0	0	0	0	0	0	1
vs. Iowa State				DNP							
vs. Alabama	0-0	0-0	0-0	0-0-0	0	0	0	0	0	0	1
at Indiana				DNP							
at Virginia Tech	0-1	0-0	2-2	0-0-0	0	2	0	0	0	0	2
Georgia Tech				DNP							
The Citadel	1-3	1-3	0-0	0-2-2	0	3	0	1	1	0	7
vs. Ohio State				DNP							
vs. Michigan				DNP							
at Pittsburgh				DNP							
Wake Forest	0-1	0-1	2-2	0-2-2	1	2	0	0	2	0	17
Notre Dame	0-1	0-1	0-0	0-0-0	0	0	0	0	0	0	4
at Virginia											
at Louisville											
Boston College											
NC State											
at Syracuse											
Pittsburgh											
at Duke											
Clemson											
Miami											
at NC State											
at Notre Dame											
Virginia											
at Florida State											
Duke											

McKOY'S STATS AT VIRGINIA																			
Year	GP-GS	Min.	Ave.	FGM-A	Pct.	3FGM-A	Pct.	FTM-A	Pct.	Off	Def	Reb	Ave.	A	TO	B	S	Pts	Ave.
2019-20	14-0	104	7.4	5-13	.385	0-0	-	4-6	.667	5	10	15	1.1	1	3	1	1	14	1.0
2020-21	19-4	210	11.1	28-58	.483	3-9	.333	8-10	.800	17	45	62	3.3	10	10	0	4	67	3.5
UVA Totals	33-4	314	9.5	33-71	.465	3-9	.333	12-16	.750	22	55	77	2.3	11	13	1	5	81	2.5
McKOY'S STATS AT UNC																			
Year	GP-GS	Min.	Ave.	FGM-A	Pct.	3FGM-A	Pct.	FTM-A	Pct.	Off	Def	Reb	Ave.	A	TO	B	S	Pts	Ave.
2021-22	30-0	208	6.9	8-36	.222	3-12	.250	12-15	.800	12	30	42	1.4	14	13	3	3	31	1.0
2022-23	7-0	39	5.6	1-6	.167	1-5	.200	4-4	1.000	0	5	5	0.7	0	1	4	0	7	1.0
UNC Totals	37-0	247	6.7	9-42	.214	4-17	.235	16-19	.842	12	35	47	1.3	14	14	7	3	38	1.0
Totals	70-4	561	8.0	42-113	.372	7-26	.269	28-35	.800	34	90	124	1.8	25	27	8	8	119	1.7



24 – TYLER NICKEL

6-7, 220, Freshman, Guard/Forward, Harrisonburg, Va.



2022-23: Averaging 3.0 points in 6.9 minutes
 • Played in 13 of 16 games • Made a memorable block in the win over Ohio State • Scored a season-high 16 points (all in the second half), the most off the bench by a Tar Heel this season, vs. The Citadel • Was 5 for 10 from the floor, including 3 for 8 3FGs vs. the Bulldogs • His 16 points off the bench equaled the previous high point total by UNC's bench in any game this season • Scored eight points in a season-high 25 minutes, at Virginia Tech and was the only Tar Heel to play at least half the game and have a positive plus/minus (+1) • Helped spark UNC's second-half rally • Made his first three as a Tar Heel, was 5

for 6 from the line, scored eight points and added two assists in just under eight minutes vs. Charleston.

Prep: Played for Coach Carey Keyes at East Rockingham High School in Elkton, Va. • Virginia High School League's all-time leading scorer with 2,909 points in 102 games • Averaged 28.5 points • Career totals also include 817 rebounds, 333 assists, 127 blocks and 159 steals • Set the Virginia High School League records for points in a season by a freshman (662 points) and sophomore (902 points) • Career-high 54 points against Central Woodstock • Averaged 35 points, 11 rebounds and five assists as a senior • Virginia Player of the Year in 2022 • Four-time region and district player of the year • Four-time first-team all-state, all-region and all-district • Led East Rockingham to an 87-15 record and state tournament appearances each year and second-place finishes in 2020 and 2022 • Is the first player from East Rockingham to play at a Division I school • Played AAU for Team Loaded.

Personal: Born Tyler Christopher Nickel on Sept. 5, 2003, in Harrisonburg, Va. • Son of Eric and Jacki Nickel • Both of his parents played basketball in college.

2022-23	FG	3FG	FT	REB	PF	PTS	A	TO	B	S	MP
UNCW	0-0	0-0	0-0	0-0-0	1	0	0	0	1	0	6
Charleston	1-3	1-2	5-6	1-0-1	2	8	2	0	0	0	8
Gardner-Webb	0-1	0-1	0-0	1-0-1	0	0	0	0	0	0	9
James Madison	0-1	0-1	0-0	0-0-0	0	0	0	0	0	0	2
vs. Portland	0-1	0-1	0-0	1-0-1	0	0	0	1	0	0	1
vs. Iowa State				DNP							
vs. Alabama				DNP							
at Indiana	0-0	0-0	0-0	0-0-0	1	0	0	0	0	0	1
at Virginia Tech	3-5	0-1	2-3	1-1-2	1	8	1	0	0	0	25
Georgia Tech	1-1	0-0	0-0	0-0-0	0	2	0	0	0	0	5
The Citadel	5-10	3-8	3-3	1-2-3	0	16	1	1	0	2	19
vs. Ohio State	0-2	0-2	1-2	0-0-0	0	1	0	0	1	0	5
vs. Michigan	0-0	0-0	0-0	0-0-0	0	0	0	0	0	0	1
at Pittsburgh	1-1	0-0	0-0	0-1-1	0	2	0	1	0	0	7
Wake Forest				DNP							
Notre Dame	1-2	0-1	0-0	1-0-1	0	2	0	0	0	0	2
at Virginia											
at Louisville											
Boston College											
NC State											
at Syracuse											
Pittsburgh											
at Duke											
Clemson											
Miami											
at NC State											
at Notre Dame											
Virginia											
at Florida State											
Duke											

Year	GP-GS	Min.	Ave.	NICKEL'S STATS								Pts	Ave.						
				FGM-A	Pct.	3FGM-A	Pct.	FTM-A	Pct.	Off	Def			Reb	Ave.				
2022-23	13-0	89	6.9	12-27	.444	4-17	.235	11-14	.786	6	4	10	0.8	4	3	2	2	39	3.0



32 – PETE NANCE

6-11, 230, Graduate Student, Forward, Akron, Ohio



Has 1,189 points, 670 rebounds, 124 three-pointers, 213 assists and 103 blocks in 121 collegiate games • Has 11 career double-doubles (two as a Tar Heel) • Transferred to Carolina after playing 107 games in four seasons at Northwestern in Evanston, Ill., where he graduated with a degree in radio, television and film.

2022-23: Did not play vs. Notre Dame due to a back strain he originally suffered December 30 at Pittsburgh and aggravated in the opening moments of the Wake Forest game on January 4 • Averaging 10.9 points and 6.1 rebounds • Tied for second on the team in rebounding, is second in

blocks (15) and third in three-pointers (18) • Second on the team in field goal percentage (.500) and free throw percentage (.784) • Made 18 of 53 threes and 40 of 51 free throws • Made a three in nine games • Made five 3FGs vs. Portland, three vs. Gardner-Webb and three vs. The Citadel) • Scored in double figures seven times • Led the Tar Heels in scoring three times (Portland, Indiana, Virginia Tech) • Double-figure rebounds three times with a high of 12 at Indiana.

Played only two minutes vs. Wake Forest due a strained back, which initially occurred in the first half at Pittsburgh on December 30 • Made a turnaround, 16-foot jumper as time expired to send game to overtime as UNC went on to beat No. 23 Ohio State, 89-84 • Made three 3FGs and totaled 16 points vs. The Citadel • Double-doubles in UNC's two road games – 18 and 10 at Virginia Tech and 15 and 12 at Indiana • Scored 11 straight UNC points during one first-half stretch at Indiana • Made a career-high five threes and tied his career high with 28 points in the 89-81 win at Portland • Scored 20 of his 28 in the second half • Season highs in points (18), rebounds (5) and blocks (3) vs. Gardner-Webb • Made three first-half threes • Scored 16 of his 18 in the first half when he accounted for 16 of UNC's 26 points • Three blocks and three assists vs. Charleston • Six points and led UNC with two assists in Tar Heel debut vs. UNCW.

At Northwestern: Played for head coach Chris Collins • Became the 38th Wildcat to score 1,000 career points • Hit the milestone with a 19-point effort at home on Senior Night in 2022 against Minnesota • Totaled 1,025 points, 578 rebounds, 106 three-pointers (.356), 188 assists and 88 blocks in 107 games for NU • Scored in double figures 54 times, including a career-high 28 points vs. Maryland on 1/12/22, one of eight games in which he scored 20 or more points • Made 10 of 19 shots from the floor vs. the Terrapins and tied his career high with 14 rebounds, one of nine double-doubles.

2021-22: Earned honorable mention All-Big Ten honors, leading Northwestern in scoring (career-high 14.6), rebounding (6.5), three-point percentage (career-best .452) and blocks (career-high 34) • Made 42 of 93 three-pointers and had 81 assists to only 44 turnovers • Shot nearly 50 percent from the floor, making 166 of 344 field goal attempts (.497) • One of only two players in the Big Ten to average 14 points, six rebounds and 2.5 assists • Scored in double figures in 26 of 30 contests • Started all 30 games • Was 15th in the Big Ten in scoring average and eighth in blocks • Scored 20 or more points six times with a season- and career-best 28 vs. Maryland • Scored 22 vs. High Point, 21 vs. Illinois and 20 vs. Providence, Ohio State and Nebraska • Five double-doubles in points and rebounds • Season-high 14 rebounds vs. Maryland • Also had a

2022-23	FG	3FG	FT	REB	PF	PTS	A	TO	B	S	MP
UNCW•	1-3	0-1	4-4	1-2-3	3	6	2	1	1	0	34
Charleston•	2-5	0-2	3-4	1-0-1	0	7	3	0	3	0	33
Gardner-Webb•	6-9	3-5	3-3	0-5-5	5	3	1	2	3	0	26
James Madison•	5-9	1-3	0-0	0-4-4	4	11	1	2	0	1	32
vs. Portland•	8-13	5-8	7-9	1-6-7	3	28	2	1	0	0	35
vs. Iowa State•	3-6	1-3	2-4	0-7-7	3	9	3	2	0	1	32
vs. Alabama•	1-4	0-2	2-2	2-5-7	4	4	3	5	3	0	26
at Indiana•	4-11	1-7	6-8	0-12-12	4	15	1	2	1	1	35
at Virginia Tech•	6-13	1-3	5-6	1-9-10	2	18	0	4	0	0	36
Georgia Tech•	3-4	1-2	4-4	0-6-6	2	11	2	1	0	0	31
The Citadel•	5-6	3-4	3-4	1-6-7	2	16	1	2	1	1	22
vs. Ohio State•	4-11	0-6	0-0	2-8-10	3	8	2	2	1	0	40
vs. Michigan•	1-4	0-2	1-1	0-6-6	3	3	2	2	0	0	26
at Pittsburgh•	4-8	2-5	0-2	0-5-5	2	10	2	2	2	0	29
Wake Forest•	0-0	0-0	0-0	0-0-0	1	0	0	0	0	0	2
Notre Dame	DNP - strained back										
at Virginia											
at Louisville											
Boston College											
NC State											
at Syracuse											
Pittsburgh											
at Duke											
Clemson											
Miami											
at NC State											
at Notre Dame											
Virginia											
at Florida State											
Duke											

17-point/10-rebound double-double in a road win over the Terps • Made at least one three in 21 games, multiple threes 14 times with a high of four in a 20-point outing against Nebraska • Had 20 points, five boards and five assists against Providence and 15 points, seven rebounds, five assists and four blocks against Wake Forest.

Personal: Born Pete Lucas Nance on Feb. 19, 2000, in Akron, Ohio • Son of Larry and Jaynee Nance • Larry Sr. scored 1,341 points at Clemson from 1977-81 and played 13 seasons in the NBA with the Phoenix Suns and Cleveland Cavaliers • His brother, Larry Jr., was a first-round selection by the Los Angeles Lakers in 2015 and has played seven seasons in the NBA for the Lakers, Cavaliers, Portland and New Orleans • His sister, Casey, played basketball at Dayton.

NANCE'S STATS

at Northwestern		Years	GP-GS	Min.	Ave.	FGM-A	Pct.	3FGM-A	Pct.	FTM-A	Pct.	Off	Def	Reb	Ave.	A	TO	B	S	Pts	Ave.
2018-19	23-1	319	13.9	26-75	.347	10-38	.263	5-12	.417	10	30	40	1.7	18	16	8	8	67	2.9		
2019-20	30-20	787	26.2	100-250	.400	30-101	.297	24-35	.686	28	153	181	6.0	47	43	29	10	254	8.5		
2020-21	24-24	665	27.7	107-216	.495	24-66	.364	29-37	.784	23	140	163	6.8	42	32	17	14	267	11.1		
2021-22	30-30	817	27.2	166-334	.497	42-93	.452	63-82	.768	32	162	194	6.5	81	44	34	9	437	14.6		
NU Totals	107-75	2588	24.2	399-875	.456	106-298	.356	121-166	.729	93	485	578	5.4	188	135	88	41	1025	9.6		
at UNC		Years	GP-GS	Min.	Ave.	FGM-A	Pct.	3FGM-A	Pct.	FTM-A	Pct.	Off	Def	Reb	Ave.	A	TO	B	S	Pts	Ave.
2022-23		15-15	439	29.2	53-106	.500	18-53	.340	40-51	.784	10	81	91	6.1	25	28	15	4	164	10.9	
All Totals		122-90	2998	24.6	452-981	.461	124-351	.353	161-217	.742	103	567	670	5.5	213	163	103	45	1189	9.7	

CAREER HIGHS



0 – SETH TRIMBLE

Points: 11 vs. Wake Forest (1/4/23)
Field Goals: 4 vs. Wake Forest (1/4/23)
Three-Pointers: 1 vs. James Madison (11/20/22)
Free Throws: 3 vs. Wake Forest (1/4/23)
Offensive Rebounds: 1 at Virginia Tech (12/4/22), vs. Wake Forest (1/4/23)
Rebounds: 3 at Virginia Tech (12/4/22), vs. The Citadel (12/13/22), vs. Notre Dame (1/7/23)
Assists: 5 vs. The Citadel (12/13/22)
Turnovers: 2 vs. Ohio State (12/17/22), Notre Dame (1/7/23)
Blocks: 2 vs. Wake Forest (1/4/23), Notre Dame (1/7/23)
Steals: 2 vs. The Citadel (12/13/22)

1 – LEAKY BLACK

Points: 18 vs. Wake Forest (1/4/23)
Field Goals: 6 at Miami (1/5/21), vs. Charleston (11/11/22), vs. Wake Forest (1/4/23)
Three-Pointers: 4 at Miami (1/5/21)
Free Throws: 5 vs. UNC Asheville (11/23/21)
Offensive Rebounds: 6 vs. Duke (4/2/22)
Rebounds: 12 vs. James Madison (11/20/22)
Assists: 9 vs. Duke (2/8/20)
Turnovers: 4 several times
Blocks: 3 vs. Syracuse (1/12/21), Boston College (1/26/22), Syracuse (2/28/22), Saint Peter's (3/27/22), vs. Alabama (11/27/22)
Steals: 4 at Pittsburgh (1/18/20)

2 – CALEB LOVE

Points: 34 vs. Alabama (11/27/22)
Field Goals: 13 vs. Alabama (11/27/22)
Three-Pointers: 6 vs. Florida State (2/12/22), vs. Marquette (3/17/22), vs. UCLA (3/25/22)
Free Throws: 12 at Duke (3/5/22)
Offensive Rebounds: 2 at Iowa (12/8/20), vs. Alabama (11/27/22), at Indiana (11/30/22)
Rebounds: 9 vs. Charleston (11/11/22), vs. Alabama (11/27/22)
Assists: 9 vs. Northeastern (2/17/21)
Turnovers: 7 vs. Louisville (2/21/22)
Blocks: 3 vs. UNLV (11/30/20)
Steals: 3 eight times

3 – DONTREZ STYLES

Points: 9 vs. Baylor (3/19/22), The Citadel (12/13/22)
Field Goals: 4 vs. Baylor (3/19/22)
Three-Pointers: 1 four times
Free Throws: 2 four times
Offensive Rebounds: 3 vs. NC State (1/29/22)
Rebounds: 6 vs. Marquette (3/17/22), The Citadel (12/13/22)
Assists: 1 vs. Marquette (3/17/22), Baylor (3/19/22), The Citadel (12/13/22)
Turnovers: 3 vs. Florida State (2/12/22)
Blocks: 1 vs. Kentucky (12/18/21), Pittsburgh (2/16/22)
Steals: 2 vs. Baylor (3/19/22)

4 – RJ DAVIS

Points: 30 vs. Baylor (3/19/22)
Field Goals: 9 vs. Brown (11/12/21), at Duke (3/5/22), vs. Wake Forest (1/4/23)
Three-Pointers: 6 vs. Brown (11/12/21)
Free Throws: 9 vs. Baylor (3/19/22)
Offensive Rebounds: 6 vs. Kansas (4/4/22)
Rebounds: 12 vs. Kansas (4/4/22)
Assists: 12 vs. Marquette (3/17/22)
Turnovers: 5 vs. Florida State (2/27/21)
Blocks: 2 vs. Florida State (2/12/22)
Steals: 4 vs. Pittsburgh (2/16/22), Saint Peter's (3/27/22)

5 – ARMANDO BACOT

Points: 29 vs. Virginia (1/8/22), Georgia Tech (1/15/22)
Field Goals: 12 vs. Virginia (1/8/22)
Three-Pointers: 1 at Boston College (1/2/22)
Free Throws: 9 vs. Oregon (11/29/19), Georgia Tech (1/15/22), Kansas (4/4/22), James Madison (11/20/22)
Offensive Rebounds: 9 vs. Virginia (1/8/22), Syracuse (2/28/22)
Rebounds: 23 vs. James Madison (11/20/22)
Assists: 7 vs. Miami (1/25/20)
Turnovers: 6 vs. Alabama (11/27/22)
Blocks: 6 vs. Oregon (11/29/19), at Charleston (11/16/21), vs. NC State (1/29/22)
Steals: 4 vs. Elon (12/11/21)

11 – D'MARCO DUNN

Points: 7 vs. Notre Dame (1/7/23)
Field Goals: 2 seven times
Three-Pointers: 1 eight times
Free Throws: 2 vs. Notre Dame (1/7/23)
Offensive Rebounds: 1 four times
Rebounds: 3 at Boston College (1/2/22)
Assists: 1 eight times
Turnovers: 1 several times
Blocks: 1 vs. UNCW (11/7/22), at Indiana (11/30/22), at Pittsburgh (12/30/22)
Steals: 1 vs. Kentucky (12/18/21), vs. Alabama (11/27/22), at Pittsburgh (12/30/22)

13 – JALEN WASHINGTON

Points: 6 vs. The Citadel (12/13/22)
Field Goals: 2 vs. The Citadel (12/13/22)
Three-Pointers:
Free Throws: 2 vs. The Citadel (12/13/22)
Offensive Rebounds: 1 vs. Notre Dame (1/7/23)
Rebounds: 3 vs. Notre Dame (1/7/23)
Assists:
Turnovers: 2 vs. Notre Dame (1/7/23)
Blocks:
Steals:

14 – PUFF JOHNSON

Points: 16 at NC State (2/26/22)
Field Goals: 5 vs. Marquette (3/17/22), Kansas (4/4/22)
Three-Pointers: 2 at NC State (2/26/22), vs. Notre Dame (1/7/23)
Free Throws: 6 at NC State (2/26/22), at Indiana (11/30/22)
Offensive Rebounds: 2 several times
Rebounds: 6 vs. NC State (1/29/22), Kansas (4/4/22), Iowa State (11/25/22), Michigan (12/21/22), Notre Dame (1/7/23)
Assists: 2 vs. Duke (2/5/22), vs. Alabama (11/27/22)
Turnovers: 1 nine times
Blocks: 1 six times
Steals: 3 vs. Alabama (11/27/22)

22 – JUSTIN MCKOY

Points: 11 (UVA) vs. San Francisco (11/27/20)
Field Goals: 4 (UVA) vs. San Francisco (11/27/20), Miami (3/1/21)
Three-Pointers: 1 seven times
Free Throws: 4 (UVA) vs. North Carolina (12/8/19)
Offensive Rebounds: 3 (UVA) vs. North Carolina (12/8/19), at Notre Dame (12/30/20), vs. NC State (2/24/21)
Rebounds: 6 five times
Assists: 3 (UVA) vs. Towson (11/25/20); 3 (UNC) vs. UNC Asheville (11/23/21), at Miami (1/18/22)
Turnovers: 3 (UNC) vs. Baylor (3/19/22)
Blocks: 2 (UNC) vs. Wake Forest (1/4/23)
Steals: 2 (UVA) vs. Saint Francis (12/1/20), Miami (3/1/21)

24 – TYLER NICKEL

Points: 16 vs. The Citadel (12/13/22)
Field Goals: 5 vs. The Citadel (12/13/22)
Three-Pointers: 3 vs. The Citadel (12/13/22)
Free Throws: 5 vs. Charleston (11/11/22)
Offensive Rebounds: 1 six times
Rebounds: 2 at Virginia Tech (12/4/22), vs. The Citadel (12/13/22)
Assists: 3 vs. The Citadel (12/13/22)
Turnovers: 1 at Portland (11/24/22), vs. The Citadel (12/13/22), at Pittsburgh (12/30/22)
Blocks: 1 vs. UNCW (11/7/22), Ohio State (12/17/22)
Steals: 2 vs. The Citadel (12/13/22)

25 – CREIGHTON LEBO

Points: 2 at Virginia (2/13/21), vs. Northeastern (2/17/21), vs. Louisville (2/20/21), vs. The Citadel (12/13/22)
Rebounds: 1 twice

30 – JACKSON WATKINS

Points: 3 vs. The Citadel (12/13/22)

32 – PETE NANCE (set while playing for Northwestern unless noted)

Points: 28 vs. Maryland (1/12/22); UNC– 28 at Portland (11/24/22)
Field Goals: 10 vs. Maryland (1/12/22)
Three-Pointers: UNC– 5 at Portland (11/24/22)
Free Throws: 8 at Michigan (1/26/22)
Offensive Rebounds: 4 vs. Quincy (12/15/20) and Maryland (1/12/22)
Rebounds: 14 at Nebraska (3/1/20) and vs. Maryland (1/12/22)
Assists: 8 vs. Nebraska (3/9/22)
Turnovers: 6 vs. Rutgers (2/1/22)
Blocks: 5 at Nebraska (3/1/20)
Steals: 2 six times

34 – DUWE FARRIS

Points: 2 vs. Elon (12/11/21), NC State (1/29/22)
Rebounds: 1 five times

40 – BEAU MAYE

Points:
Rebounds: 2 vs. The Citadel (12/13/22)

2022-23 TEAM GAME-BY-GAME STATS



	PTS	FG	FG%	1st	2nd	3FG	3FG%	FT	FT%	O-D-REB	PF	A	TO	B	ST	OT FG%
Carolina, W	69	22-48	.458	.375	.542	2-10	.200	23-30	.767	7-25-32	18	4	9	6	5	
UNCW	56	17-58	.293	.360	.242	4-16	.250	18-24	.750	16-21-37	24	3	11	1	6	
Carolina, W	102	35-58	.603	.500	.714	5-20	.250	27-38	.711	8-24-32	14	16	8	8	6	
College of Charleston	86	36-73	.493	.525	.455	8-24	.333	6-9	.667	15-20-35	26	10	14	1	5	
Carolina, W	72	23-60	.383	.290	.483	8-25	.320	18-21	.857	9-31-40	14	8	10	8	4	
Gardner-Webb	66	26-63	.413	.303	.533	7-20	.350	7-10	.700	8-30-38	19	13	11	4	7	
Carolina, W	80	27-61	.443	.517	.375	8-25	.320	18-24	.750	11-39-50	22	14	12	1	4	
James Madison	64	24-69	.348	.294	.400	7-27	.259	9-17	.529	9-25-34	21	8	9	1	4	
Carolina, W	89	31-58	.534	.533	.536	11-22	.500	16-26	.615	12-27-39	15	17	13	1	4	
vs. Portland	81	28-58	.483	.520	.455	12-32	.375	13-15	.867	5-18-23	23	22	12	1	10	
Carolina, L	65	22-50	.440	.500	.364	3-18	.167	18-25	.720	12-24-36	19	12	14	2	7	
vs. Iowa State	70	25-57	.439	.400	.481	9-20	.450	11-15	.733	10-19-29	23	17	10	2	8	
Carolina, L (4 OT)	101	38-91	.418	.393	.474	7-23	.304	18-20	.900	17-37-54	23	15	18	10	12	.360
vs. Alabama	103	37-90	.411	.500	.394	16-38	.421	13-21	.619	21-37-58	22	21	22	6	6	.345
Carolina, L	65	20-59	.339	.286	.387	5-18	.278	20-27	.741	12-27-39	18	5	10	3	4	
at Indiana	77	31-62	.500	.469	.533	3-13	.231	12-18	.667	9-31-40	21	13	8	6	7	
Carolina, L	72	24-51	.471	.391	.536	3-17	.176	21-27	.778	4-21-25	17	6	10	5	5	
at Virginia Tech	80	31-61	.508	.516	.500	7-19	.368	11-15	.733	10-29-39	21	16	10	0	5	
Carolina, W	75	27-57	.474	.452	.500	3-13	.231	18-24	.750	12-31-43	11	15	11	1	5	
Georgia Tech	59	22-54	.407	.333	.500	9-26	.346	6-8	.750	1-21-22	20	10	11	5	8	
Carolina, W	100	32-65	.492	.438	.545	15-31	.484	21-27	.778	13-34-47	11	24	12	5	9	
The Citadel	67	29-72	.403	.412	.395	8-27	.296	1-5	.200	9-22-31	18	12	12	2	7	
Carolina, W (OT)	89	32-72	.444	.419	.471	6-28	.214	19-27	.704	16-32-48	16	20	13	2	7	.429
vs. Ohio State	84	34-74	.459	.529	.467	9-24	.375	7-14	.500	14-28-42	22	17	16	3	8	.200
Carolina, W	80	29-58	.500	.469	.538	7-20	.350	15-27	.556	8-32-40	19	13	12	1	6	
vs. Michigan	76	26-62	.419	.406	.433	9-23	.391	15-21	.714	10-28-38	22	9	10	5	6	
Carolina, L	74	25-58	.431	.516	.333	7-22	.318	17-21	.810	8-30-38	16	14	11	5	5	
at Pittsburgh	76	29-63	.460	.419	.500	5-25	.200	13-17	.765	7-26-33	14	14	8	4	5	
Carolina, W	88	30-58	.517	.429	.600	9-24	.375	19-24	.792	7-21-28	18	12	9	5	9	
Wake Forest	79	28-57	.491	.429	.552	10-21	.476	13-20	.650	10-23-33	18	16	15	0	7	
Carolina, W	81	31-65	.477	.500	.455	8-19	.421	11-19	.579	13-32-45	15	19	8	6	7	
Notre Dame	64	25-60	.417	.387	.448	7-18	.389	7-14	.500	7-25-32	16	11	8	1	5	
Carolina at Virginia																
Carolina at Louisville																
Carolina Boston College																
Carolina NC State																
Carolina at Syracuse																
Carolina Pittsburgh																
Carolina at Duke																
Carolina at Wake Forest																
Carolina Clemson																
Carolina Miami																
Carolina at NC State																
Carolina at Notre Dame																
Carolina Virginia																
Carolina at Florida State																
Carolina Duke																

2022-23 HIGHS AND LOWS

CAROLINA	High	Low
Field Goals	38 vs. Alabama, 4 OT	20 at Indiana
Field Goal Attempts	91 vs. Alabama, 4 OT	48 vs. UNCW
FG Percentage	.603 vs. Charleston (35x58)	.339 at Indiana (20x59)
FG Percentage in First Half	.533 vs. Portland (16x30)	.286 at Indiana (8x28)
FG Percentage in Second Half	.714 vs. Charleston (20x28)	.333 at Pittsburgh (9x27)
3-Point Field Goals	15 vs. The Citadel	2 vs. UNCW
3-Point Attempts	31 vs. The Citadel	10 vs. UNCW
3-Point Percentage (min. 10 att.)	.500 vs. Portland (11x22)	.167 vs. Iowa State (3x18)
Free Throws Made	27 vs. Charleston	11 vs. Notre Dame (H)
Free Throw Attempts	38 vs. Charleston	19 vs. Notre Dame (H)
FT Pct. (min. 10 att.)	.900 vs. Alabama, 4 OT (18x20)	.556 vs. Michigan (15x27)
Offensive Rebounds	17 vs. Alabama, 4 OT	4 at Virginia Tech
Defensive Rebounds	39 vs. James Madison	21 at Virginia Tech, vs. Wake Forest (H)
Total Rebounds	54 vs. Alabama, 4 OT	25 at Virginia Tech
Rebound Margin	+21 vs. Georgia Tech (43-22)	-14 at Virginia Tech (25-39)
Assists	24 vs. The Citadel	4 vs. UNCW
Turnovers	18 vs. Alabama, 4 OT	8 vs. Charleston, Notre Dame (H)
Blocked Shots	10 vs. Alabama, 4 OT	1 four times
Steals	12 vs. Alabama, 4 OT	4 vs. Gardner-Webb, James Madison, vs. Portland, at Indiana
Points	102 vs. Charleston	65 vs. Iowa State, at Indiana
Points in a First Half	48 vs. The Citadel	26 vs. Gardner-Webb
Points in a Second Half	59 vs. Charleston	31 vs. Iowa State
Points in Overtime	24 in 4 OTs vs. Alabama (4-8-7-5)	10 vs. Ohio State
Scoring Margin	+33 vs. The Citadel (100-67)	-12 at Indiana (65-77)
OPPONENTS	High	Low
Field Goals	37 by Alabama, 4 OT	17 by UNCW
Field Goal Attempts	90 by Alabama, 4 OT	54 by Georgia Tech
FG Percentage	.508 at Virginia Tech (31x61)	.293 by UNCW (17x58)
FG Percentage in First Half	.529 by Ohio State (18x34), OT	.294 by James Madison (10x34)
FG Percentage in Second Half	.552 by Wake Forest (H) (16x29)	.242 by UNCW (8x33)
3-Point Field Goals	16 by Alabama, 4 OT	3 at Indiana
3-Point Attempts	38 by Alabama, 4 OT	13 at Indiana
3-Point Percentage (min. 10 attempts)	.476 by Wake Forest (H) (10x21)	.200 at Pittsburgh (5x25)
Free Throws Made	18 by UNCW	1 by The Citadel
Free Throw Attempts	24 by UNCW	5 by The Citadel
FT Pct. (min. 10 att.)	.867 by Portland (13x15)	.500 by Ohio State (7x14), OT .500 by Notre Dame (H) (7x14)
Offensive Rebounds	21 by Alabama, 4 OT	1 by Georgia Tech
Defensive Rebounds	37 by Alabama, 4 OT	18 by Portland
Total Rebounds	58 by Alabama, 4 OT	22 by Georgia Tech
Assists	22 by Portland	3 by UNCW
Turnovers	22 by Alabama, 4 OT	8 at Indiana, at Pittsburgh, by Notre Dame (H)
Blocked Shots	6 by Alabama, 4 OT; at Indiana	0 at Virginia Tech, by Wake Forest (H)
Steals	10 by Portland	4 by James Madison, at Virginia Tech
Points	103 by Alabama, 4 OT	56 by UNCW
Points in a First Half	50 by Charleston	21 by UNCW
Points in a Second Half	44 by Gardner-Webb	33 by Georgia Tech
Points in Overtime	26 by Alabama in 4 OTs (4-8-7-7)	5 by Ohio State
INDIVIDUAL BESTS	NORTH CAROLINA	OPPONENTS
Points	34 by Caleb Love vs. Alabama, 4 OT	31 by Caleb Grill, Iowa State
Field Goals	13 by Caleb Love vs. Alabama, 4 OT	31 by Jamarius Burton at Pittsburgh
Field Goal Attempts	36 by Caleb Love vs. Alabama, 4 OT	14 by Jamarius Burton at Pittsburgh
Field Goal Percentage (min. 10 att.)	.769 by Armando Bacot vs. Charleston (10x13)	26 by Jahvon Quinerly, Alabama, 4 OT
3-Point Field Goals	5 by Pete Nance vs. Portland	.824 by Jamarius Burton at Pittsburgh (14x17)
	5 by RJ Davis vs. Wake Forest (H)	7 by Caleb Grill, Iowa State
3-Field Goal Attempts	13 by Caleb Love vs. Ohio State, OT	7 by Mark Sears, Alabama, 4 OT
		11 by Caleb Grill, Iowa State
3-Point Field Goal Pct (min. 5 made)	.625 (5x8) by Pete Nance vs. Portland	11 by Mark Sears, Alabama, 4 OT
	.625 (5x8) by RJ Davis vs. Wake Forest (H)	11 by Jahvon Quinerly, Alabama, 4 OT
Free Throws Made	9 by Armando Bacot vs. James Madison	.636 by Caleb Grill, Iowa State (7x11)
		.636 by Mark Sears, Alabama, 4 OT (7x11)
Free Throw Attempts	12 by Armando Bacot vs. Charleston, James Madison	8 by Trazarien White, UNCW
Free Throw Percentage (min. 5 made)	1.000 by Armando Bacot vs. Alabama, 4 OT (6x6)	8 by Xavier Johnson at Indiana
Offensive Rebounds	8 by Armando Bacot vs. James Madison	10 by Xavier Johnson at Indiana
Defensive Rebounds	15 by Armando Bacot vs. James Madison	1.000 by Anthony Selden, Gardner-Webb (5x5)
Total Rebounds	23 by Armando Bacot vs. James Madison	8 by Charles Bediako, Alabama, 4 OT
Assists	7 by Caleb Love vs. Ohio State, OT	10 by Terrance Williams II, Michigan
Turnovers	6 by Armando Bacot vs. Alabama, 4 OT	16 by Charles Bediako, Alabama, 4 OT
Blocked Shots	3 by Pete Nance vs. Charleston, Gardner-Webb & Alabama, 4 OT	8 by Jahvon Quinerly, Alabama, 4 OT
	3 by Armando Bacot vs. Alabama, 4 OT	6 by Stephen Clark, The Citadel
	3 by Leaky Black vs. Alabama, 4 OT	4 by Trayce Jackson-Davis at Indiana
Steals	3 several times by multiple players	4 by Federiko Federiko at Pittsburgh
Minutes Played in Overtime Game	57:24 by Caleb Love vs. Alabama, 4 OT	4 by Felix Okpara, Ohio State
Minutes Played in 40-Minute Game	38:24 by Armando Bacot vs. Wake Forest (H)	55:03 by Mark Sears, Alabama, 4 OT
		38:13 by Justyn Mutts at Virginia Tech

HUBERT DAVIS ERA HIGHS & LOWS



CAROLINA	High	Low
Field Goals	38 vs. Alabama (11/27/22, 4 OT)	16 vs. Boston College (H) (1/26/22)
Field Goal Attempts	91 vs. Alabama (11/27/22, 4 OT)	48 vs. UNCW (11/7/22)
FG Percentage	.603 vs. Charleston (35x58) (11/11/22)	.291 vs. Boston College (H) (16x55) (1/26/22)
FG Percentage in First Half	.742 vs. Florida State (23x31) (2/12/22)	.226 at Miami (7x31) (1/18/22)
FG Percentage in Second Half	.714 vs. Charleston (20x28) (11/11/22)	.265 vs. Syracuse (9x34) (2/28/22)
3-Point Field Goals	15 vs. NC State (H) (1/29/22) 15 vs. The Citadel (12/13/22)	1 vs. Kentucky (12/18/21)
3-Point Attempts	36 vs. Syracuse (UNC record) (2/28/22)	10 vs. UNCW (11/7/22)
3-Point Percentage (min. 10 att.)	.588 at Georgia Tech (10x17) (12/5/21)	.077 vs. Kentucky (1x13) (12/18/21)
Free Throws Made	27 vs. Elon (12/11/22), Charleston (11/11/22)	2 vs. Michigan (12/1/21)
Free Throw Attempts	38 vs. Charleston (11/11/22)	3 vs. Michigan (12/1/21)
FT Pct. (min. 10 att.)	.913 at NC State (21x23) (2/26/22)	.607 vs. Loyola Maryland (17x28) (11/9/21)
Offensive Rebounds	24 vs. Kansas (4/4/22)	4 at Virginia Tech (12/4/22)
Defensive Rebounds	42 at Charleston (11/16/21)	18 vs. Duke (H) (2/5/22), Pitt (2/16/22)
Total Rebounds	55 vs. Kansas (4/4/22)	24 vs. Duke (H) (2/5/22)
Rebound Margin	+24 vs. Elon (48-24) (12/11/21)	-18 vs. Kentucky (26-44) (12/18/21)
Assists	29 vs. Marquette (3/17/22)	4 vs. UNCW (11/7/22)
Turnovers	21 vs. Baylor (3/19/22)	5 at Duke (3/5/22)
Blocked Shots	10 vs. Alabama (11/27/22, 4 OT)	1 six times
Steals	12 vs. Elon (12/11/22), Alabama (11/27/22, 4 OT)	1 at Miami (1/18/22)
Points	102 vs. Charleston (11/11/22)	57 at Miami (1/18/22)
Points in a First Half	62 vs. Florida State (2/12/22)	22 at Miami (1/18/22)
Points in a Second Half	59 vs. Charleston (11/11/22)	25 vs. Boston College (H) (1/26/22)
Points in Overtime	24 vs. Alabama (11/27/22, 4 OT, 4-8-7-5)	10 vs. Ohio State (12/17/22)
Scoring Margin	+33 vs. The Citadel (100-67) (12/13/22)	-29 vs. Kentucky (69-98) (12/18/21)
OPPONENTS	High	Low
Field Goals	39 by Kentucky (12/18/21)	17 by UNCW (11/7/22)
Field Goal Attempts	90 by Alabama (11/27/22, 4 OT)	47 by Pittsburgh (2/16/22)
FG Percentage	.576 by Duke (H) (34x59) (2/5/22)	.265 by UNC Asheville (18x68) (11/23/21)
FG Percentage in First Half	.600 by Brown (21x35) (11/12/21) .600 by Pittsburgh (15x25) (2/16/22)	.167 at Boston College (6x36) (1/2/22)
FG Percentage in Second Half	.667 by Kentucky (24x36) (12/18/21)	.214 by Boston College (H) (1/6/22)
3-Point Field Goals	16 by Alabama (11/27/22, 4 OT)	1 by Boston College (H) (1/26/22)
3-Point Attempts	38 by Alabama (11/27/22, 4 OT)	11 by Virginia (ACC) (3/10/22)
3-Point Percentage (min. 10 attempts)	.588 by Pittsburgh (10x17) (2/16/22)	.063 by Boston College (H) (1x16) (1/26/22)
Free Throws Made	24 at Wake Forest (1/22/22)	1 by The Citadel (12/13/22)
Free Throw Attempts	32 at Wake Forest (1/22/22)	3 by Furman (12/14/21)
FT Pct. (min. 10 att.)	.929 by Virginia Tech (ACC) (13x14) (3/11/22)	.529 by James Madison (9x17) (11/20/22)
Offensive Rebounds	21 by Alabama (11/27/22, 4 OT)	1 by Georgia Tech (12/10/22)
Defensive Rebounds	37 by Alabama (11/27/22, 4 OT)	14 by UNC Asheville (11/23/21)
Total Rebounds	58 by Alabama (11/27/22, 4 OT)	21 at Georgia Tech (12/5/21)
Assists	28 by Tennessee (11/21/21)	3 by UNCW (11/7/22)
Turnovers	22 by Alabama (11/27/22, 4 OT)	4 at Miami (1/18/22), by Duke (NCAA) (4/4/22)
Blocked Shots	8 by UNC Asheville (11/23/21)	0 at Virginia Tech (12/4/22)
Steals	12 at Charleston (11/16/21)	2 by Virginia Tech (H) (1/24/22)
Points	103 by Alabama (11/27/22, 4 OT)	43 by Virginia (ACC) (3/10/22)
Points in a First Half	50 by Brown (11/12/21), Charleston (11/11/22)	13 by Virginia (ACC) (3/10/22)
Points in a Second Half	58 by Kentucky (12/18/21)	16 by Boston College (H) (1/26/22)
Points in Overtime	26 by Alabama (11/27/22, 4 OT, 4-8-7-7)	5 by Ohio State (12/17/22)
INDIVIDUAL BESTS	NORTH CAROLINA	OPPONENTS
Points	34 by Caleb Love vs. Alabama (11/27/22, 4 OT)	36 by Cole Swider, Syracuse (2/28/22)
Field Goals	13 by Caleb Love vs. Alabama (11/27/22, 4 OT)	14 by Cole Swider, Syracuse (2/28/22) 14 by Jamarius Burton at Pittsburgh (12/30/22)
Field Goal Attempts	36 by Caleb Love vs. Alabama (11/27/22, 4 OT)	26 by Paolo Banchemo at Duke (3/5/22) 26 by Jahvon Quinerly, Alabama (11/27/22, 4 OT)
Field Goal Percentage (min. 10 att.)	.909 by Armando Bacot vs. Brown (10x11) (11/12/21) .909 by Bacot at Duke (10x11) (3/5/22)	.824 by Jamarius Burton at Pittsburgh (12/30/22) (14x17)
3-Point Field Goals	6 by RJ Davis vs. Brown (11/12/21) 6 by Brady Manek vs. Tennessee (11/21/21), Duke (H) (2/5/22) 6 by Caleb Love three times	7 by Cole Swider, Syracuse (2/28/22) 7 by Caleb Grill, Iowa State (11/25/22) 7 by Mark Sears, Alabama (11/27/22, 4 OT)
3-Field Goal Attempts	13 by Caleb Love vs. Marquette (3/17/22), UCLA (3/25/22), Ohio State (12/17/22)	11 by nine players
3-Point Field Goal Pct (min. 5 made)	.750 by Caleb Love vs. Florida State (6x8) (2/12/22)	1.000 by Ithiel Horton, Pittsburgh (5x5) (2/16/22)
Free Throws Made	12 by Caleb Love at Duke (3/5/22)	12 by Jake LaRivia at Wake Forest (1/22/22)
Free Throw Attempts	15 by Armando Bacot vs. Baylor (3/19/22)	15 Jake LaRivia at Wake Forest (1/22/22)
Free Throw Percentage (min. 5 made)	1.000 by Caleb Love at Duke (12x12) (3/5/22)	1.000 by Jamarius Burton, Pittsburgh (6x6) (2/16/22)
Offensive Rebounds	9 by Armando Bacot vs. Virginia (1/8/22), Syracuse (2/28/22)	8 by Charles Bediako, Alabama, 4 OT
Defensive Rebounds	16 by Armando Bacot at Louisville (2/1/22)	14 by T.J. Bickerstaff, Boston College (H) (1/26/22)
Total Rebounds	23 by Armando Bacot vs. James Madison (11/20/22)	17 by T.J. Bickerstaff, Boston College (H) (1/26/22)
Assists	12 by RJ Davis vs. Marquette (3/17/22)	10 by Tyler Kolek, Marquette (3/17/22)
Turnovers	7 by Caleb Love vs. Louisville (H) (2/21/22)	7 by Femi Odukale, Pittsburgh (2/16/22)
Blocked Shots	6 by Bacot at Charleston (11/16/21), vs. NC State (H) (1/29/22)	6 by KC Ndefo, Saint Peter's (11/27/22)
Steals	4 by Armando Bacot vs. Elon (12/11/21) 4 by RJ Davis vs. Pittsburgh (2/16/22), Saint Peter's (3/27/22)	4 by 10 players
Minutes Played	57:24 by Caleb Love vs. Alabama (11/27/22, 4 OT)	55:03 by Mark Sears, Alabama (11/27/22, 4 OT)

2022-23 MISCELLANEOUS STATS



Games as UNC's Leading Scorer	Season/Career
Armando Bacot	5/32
Caleb Love	5/23
RJ Davis	6/13
Pete Nance	3/3
Leaky Black	-/1

Games as UNC's Leading Rebounder	Season/Career
Armando Bacot	11/87
Leaky Black	1/6
Pete Nance	2/2
Caleb Love	1/2
RJ Davis	1/1

Games as UNC's Leader in Assists	Season/Career
Caleb Love	8/44
RJ Davis	8/30
Leaky Black	1/25
Armando Bacot	2/8
Pete Nance	2
Justin McKoy	-/1

Double-Figure Scoring Games	Season/Career
Armando Bacot	15/85
Pete Nance	9/63 (54 times at Northwestern)
Caleb Love	13/62
RJ Davis	15/57
Leaky Black	4/16
Puff Johnson	2/5
Tyler Nickel	1/1
Seth Trimble	1/1
Justin McKoy	-/1 (at Virginia)

30-Point Games	Season/Career
Caleb Love	1/2
RJ Davis	-/1

20-Point Games	Season/Career
Armando Bacot	8/24
Caleb Love	5/20
RJ Davis	4/9
Pete Nance	1/9 (8 at Northwestern)

10-Rebound Games	Season/Career
Armando Bacot	9/65 (UNC career record)
Pete Nance	3/16 (13 at Northwestern)
Leaky Black	2/6
RJ Davis	2/3

20-Rebound Games	Season/Career
Armando Bacot	1/6

Double-Doubles (all points and rebounds)	Season/Career
Armando Bacot	9/58
Pete Nance	2/12 (10 at Northwestern)
RJ Davis	2/3

CAROLINA'S...

Largest Win: 33 vs. The Citadel (100-67)
Largest Loss: 12 at Indiana (65-77)

Largest Lead in a Win: 36 vs. The Citadel (led 100-64, won 100-67)
Largest Lead in a Loss: 9 vs. Iowa State (led 30-21, lost 65-70) and at Pittsburgh (led by nine three times in the first half and 55-46 with 11:06 in the second, lost 74-76)
Largest Deficit: 18 at Virginia Tech (trailed 37-55, lost 72-80)
Largest Deficit Overcome to Win: 14 vs. Ohio State (trailed 20-34, won 89-84 in OT)

Largest Halftime Lead: 19 vs. James Madison (led 45-26, won 80-64)
Largest Halftime Deficit: 10 at Virginia Tech (trailed 27-37, lost 72-80)
Largest Halftime Deficit Overcome to Win: 9 vs. Ohio State (trailed 35-44, won 89-84 in OT)
Largest Halftime Lead in a Loss: 6 at Pittsburgh (led 40-34, lost 74-76)

Game	Largest UNC Lead	Largest UNC Deficit	Time Led	Time Trailed	Ties	Lead Changes	Largest UNC Run	Largest Opponent Run
UNCW	16	6	29:17	5:16	3	3	10	6
College of Charleston	18	8	18:15	18:02	10	9	8	8
Gardner-Webb	16	3	34:58	3:28	1	4	13	6
James Madison	21	never trailed	39:23	0:00	0	0	10	8
at Portland	10	5	22:02	13:49	6	15	12	10
vs. Iowa State	9	7	25:19	7:56	8	4	10	10
vs. Alabama, 4 OT	8	7	21:12	27:03	15	14	10	7
at Indiana	1	15	1:48	37:07	3	8	5	8
at Virginia Tech	3	18	1:26	36:50	1	1	8	8
Georgia Tech	20	1	37:00	0:32	3	4	11	6
The Citadel	36	3	37:50	0:50	2	1	10	8
vs. Ohio State	5	14	9:29	32:28	4	5	7	9
vs. Michigan	9	8	26:14	9:57	5	4	10	9
at Pittsburgh	9	7	34:13	3:51	5	3	9	8
Wake Forest	11	6	25:48	10:48	9	20	8	6
Notre Dame	18	3	34:22	2:51	2	4	9	7
at Virginia								
at Louisville								
Boston College								
NC State								
at Syracuse								
Pittsburgh								
at Duke								
at Wake Forest								
Clemson								
Miami								
at NC State								
at Notre Dame								
Virginia								
at Florida State								
Duke								

season highs in bold

2022-23 PLUS/MINUS



Game	#0 Trimble	#1 Black	#2 Love	#3 Styles	#4 Davis	#5 Bacot	#11 Dunn	#13 Washington	#14 Johnson
UNCW	+3	+12	+10	+2	+11	+10	+8	DNP	DNP
College of Charleston	-2	+20	+19	-8	+23	+24	-10	DNP	DNP
Gardner-Webb	-3	+9	+8	-5	Even	Even	+9	DNP	DNP
James Madison	+8	+9	+6	DNP	+13	+15	+10	DNP	+13
vs. Portland	-6	+14	+14	DNP	+13	+15	-4	DNP	-6
vs. Iowa State	+2	-9	-2	DNP	-11	-4	+6	DNP	+1
vs. Alabama	-7	-8	-9	-2	-7	-2	+19	DNP	+9
at Indiana	+2	-11	-15	DNP	-9	-7	-1	DNP	-5
at Virginia Tech	-4	-14	-1	-3	-3	DNP	DNP	DNP	-8
Georgia Tech	+15	+15	+1	DNP	+20	+17	DNP	-4	-3
The Citadel	+5	+25	+26	+10	+31	+22	DNP	+8	-5
vs. Ohio State	-9	+27	+2	-9	+13	-2	DNP	Even	-4
vs. Michigan	+4	-7	+9	DNP	+6	+12	DNP	Even	+9
at Pittsburgh	+2	Even	-1	DNP	-3	Even	-1	DNP	+1
Wake Forest	+16	+8	+3	DNP	+10	+11	-1	-4	+2
Notre Dame	+7	+13	+17	-1	+14	+9	+5	+7	+13
Totals	+33	+103	+87	-16	+121	+120	+40	+7	+17
at Virginia									
at Louisville									
Boston College									
NC State									
at Syracuse									
Pittsburgh									
at Duke									
Clemson									
Miami									
at NC State									
at Notre Dame									
Virginia									
at Florida State									
Duke									

Game	#15 Landry	#21 Shaver	#22 McKoy	#24 Nickel	#25 Lebo	#30 Watkins	#32 Nance	#34 Farris	#40 Maye
UNCW	DNP	DNP	DNP	-4	DNP	DNP	+13	DNP	DNP
College of Charleston	DNP	DNP	DNP	+1	DNP	DNP	+13	DNP	DNP
Gardner-Webb	DNP	DNP	-8	+2	DNP	DNP	+18	DNP	DNP
James Madison	DNP	DNP	DNP	-2	DNP	DNP	+8	DNP	DNP
vs. Portland	DNP	DNP	-1	-3	DNP	DNP	+11	DNP	DNP
vs. Iowa State	DNP	DNP	DNP	DNP	DNP	DNP	-8	DNP	DNP
vs. Alabama	DNP	+2	-2	DNP	DNP	DNP	-3	DNP	DNP
at Indiana	DNP	DNP	DNP	-4	DNP	DNP	-10	DNP	DNP
at Virginia Tech	DNP	-1	-4	+1	DNP	DNP	-3	DNP	DNP
Georgia Tech	DNP	DNP	DNP	-3	DNP	DNP	+22	DNP	DNP
The Citadel	-1	+1	+2	+9	-1	-1	+28	-1	-1
vs. Ohio State	DNP	DNP	DNP	-5	DNP	DNP	+12	DNP	DNP
vs. Michigan	DNP	DNP	DNP	Even	DNP	DNP	-13	DNP	DNP
at Pittsburgh	DNP	DNP	DNP	-1	DNP	DNP	-7	DNP	DNP
Wake Forest	DNP	DNP	-2	DNP	DNP	DNP	+2	DNP	DNP
Notre Dame	DNP	DNP	+2	-1	DNP	DNP	DNP	DNP	DNP
Totals	-1	+2	-13	-10	-1	-1	+83	-1	-1
at Virginia									
at Louisville									
Boston College									
NC State									
at Syracuse									
Pittsburgh									
at Duke									
Clemson									
Miami									
at NC State									
at Notre Dame									
Virginia									
at Florida State									
Duke									

note: plus/minus game leaders must have played at least half the game

2022-23 MISC. STATS, LINEUPS



GAME	UNC Leading Scorer	UNC Leading Rebounder	UNC Leader in Assists	2nd Chance Points	Pts Off Turnovers	Fastbreak Points	Points in the Paint	Bench Points
UNCW	Davis, Love 17	Bacot 9	Nance 2	7-14	11-14	4-4	34-18	6-7
College of Charleston	Bacot 28	Love 9	Davis, Love 5	17-15	24-10	19-6	50-48	16-55
Gardner-Webb	Love 20	Davis 10	Love 4	11-4	14-4	2-8	14-32	3-19
James Madison	Davis 21	Bacot 23	Davis 5	12-7	11-11	14-4	34-32	15-20
vs. Portland	Nance 28	Bacot 13	Davis 5	12-3	16-20	4-5	24-22	3-25
vs. Iowa State	Davis 15	Bacot 9	Love, Nance 3	14-6	6-21	18-14	28-26	12-13
vs. Alabama	Love 34	Bacot 10	Davis, Love 4	18-15	13-20	24-15	54-40	14-47
at Indiana	Nance 15	Nance 12	Davis 2	14-6	4-17	5-12	24-50	14-18
at Virginia Tech	Davis, Love, Nance 18	Nance 10	Love 2	4-8	14-10	12-10	32-42	16-12
Georgia Tech	Davis 22	Bacot 13	Love 5	7-0	13-13	17-3	36-22	10-16
The Citadel	Love 17	Bacot 11	Love 6	16-12	12-8	11-5	26-38	42-18
vs. Ohio State	Bacot 28	Bacot 15	Love 7	14-9	27-12	9-8	44-38	3-11
vs. Michigan	Bacot 26	Black 10	Davis 5	9-9	7-16	19-9	40-30	5-13
at Pittsburgh	Bacot 22	Bacot 13	Bacot, Black, Davis 3	13-9	6-12	6-8	26-42	10-9
Wake Forest	Davis 27	Bacot 9	Bacot 5	4-17	32-8	16-12	34-34	15-22
Notre Dame	Bacot 21	Bacot 13	Davis 5	12-9	13-12	9-4	36-26	22-12
Totals				184-143	223-208	189-127	536-540	206-317
Averages				11.5-8.9	13.9-13.0	11.8-7.9	33.5-33.8	12.9-19.8

at Virginia
at Louisville
Boston College
NC State
at Syracuse
Pittsburgh
at Duke
Clemson
Miami
at NC State
at Notre Dame
Virginia
at Florida State
Duke

GAME-BY-GAME STARTERS

Game	Guard	Guard	Forward	Forward	Center	Record w/Lineup
UNCW	Davis	Love	Black	Nance	Bacot	(a) 1-0
College of Charleston	Davis	Love	Black	Nance	Bacot	(a) 2-0
Gardner-Webb	Davis	Love	Black	Nance	Bacot	(a) 3-0
James Madison	Davis	Love	Black	Nance	Bacot	(a) 4-0
vs. Portland	Davis	Love	Black	Nance	Bacot	(a) 5-0
vs. Iowa State	Davis	Love	Black	Nance	Bacot	(a) 5-1
vs. Alabama	Davis	Love	Black	Nance	Bacot	(a) 5-2
at Indiana	Davis	Love	Black	Nance	Bacot	(a) 5-3
at Virginia Tech	Davis	Love	Black	Johnson (1/1)	Nance	(b) 0-1
Georgia Tech	Davis	Love	Black	Nance	Bacot	(a) 6-3
The Citadel	Davis	Love	Black	Nance	Bacot	(a) 7-3
vs. Ohio State	Davis	Love	Black	Nance	Bacot	(a) 8-3
vs. Michigan	Davis	Love	Black	Nance	Bacot	(a) 9-3
at Pittsburgh	Davis	Love	Black	Nance	Bacot	(a) 9-4
Wake Forest	Davis	Love	Black	Nance (15/90)	Bacot	(a) 10-4
Notre Dame	Davis (16/65)	Love (16/80)	Trimble (1)	Black (16/113)	Bacot (15/114)	(c) 1-0
at Virginia						
at Louisville						
Boston College						
NC State						
at Syracuse						
Pittsburgh						
at Duke						
Clemson						
Miami						
at NC State						
at Notre Dame						
Virginia						
at Florida State						
Duke						

number of season/career starts in parentheses

Nance started 75 games at Northwestern from 2018-22

LAST TIME IT HAPPENED...UNC



Won by one point: 66-65 over Notre Dame, 1/2/21
Won consecutive games by two points or less: 66-65 vs. Notre Dame, 1/2/21; 67-65 at Miami, 1/5/21
Won by 30 on the road: 38– UNC 95, Wake Forest 57, 2/16/19
Won by 40 on the road: 49– UNC 116, Elon 67, 11/9/18
Won by 30 at a neutral site: ^32– UNC 95, Marquette 63, 3/17/22 in Fort Worth, Texas
Won by 40 at a neutral site: *42– UNC 101, Notre Dame 59, 3/10/16 in Greensboro
Won by 50: 50– UNC 108, Tennessee Tech 58, 11/16/18
Won by more than 50: 51– UNC 107, NC State 56, 1/8/17
Won by 60: 68– UNC 116, UNC Asheville 48, 11/30/08
Lost consecutive games by 20 or more: 28– at Miami 85, UNC 57, 1/18/22; 22– at Wake Forest, 1/22/22
Lost by 25 or more: 28– at Miami 85, UNC 57, 1/18/22
Lost by 25 at home: 25– Ohio State, UNC 49, 12/4/19
Lost by more than 25 at home: 29– Duke 87, UNC 58, 1/31/02
Lost by 30 or more: 33– Florida State 90, UNC 57, 1/14/12
Lost by 30 or more at home: 35– Duke 104, UNC 69, 2/29/64
Never trailed: 11/20/22 vs. James Madison
Never led: 2/5/22 vs. Duke (lost 67-87, trailed for 39:49)
Played a 1 OT game: defeated Ohio State, 89-84, 12/17/22 in New York, N.Y.
Played a 2 OT game: lost at Virginia Tech, 77-79, 1/22/20
Played a 3 OT game: lost to Wake Forest, 114-119, 12/20/03
Played a 4 OT game: lost to Alabama, 101-103, 11/27/22 in Portland, Ore.

CAROLINA SCORING

20 in 5 consecutive games: Armando Bacot, 2022-23 (current)
20 in 7 consecutive games: Garrison Brooks, 2019-20
20 in 9 consecutive games: Tyler Hansbrough, 2008-09
30: 34 by Caleb Love vs. Alabama, 11/27/22 in Portland, Ore.
35: Garrison Brooks vs. Georgia Tech, 1/4/20
Consecutive games w/30: Antawn Jamison (35 vs. Duke, 2/5/98; 31 at Georgia Tech, 2/8/98)
30/consecutive games by different players: ^30 by RJ Davis vs. Baylor, 3/19/22 in Fort Worth Texas; ^30 by Caleb Love vs. UCLA, 3/25/22 in Philadelphia
More than 35: Brice Johnson (39) at Florida State, 1/4/16
40: *Harrison Barnes (40) vs. Clemson, 3/12/11 in Greensboro
20/1st half: ^21 by Caleb Love vs. Marquette, 3/17/22 in Fort Worth, Texas
20/2nd half: 22 by RJ Davis vs. Wake Forest, 1/4/23
More than 25/half: 27 in 2nd by Armando Bacot vs. Charleston, 11/11/22
30 after halftime: Marcus Paige (31– 21 in 2nd, 10 in OT) at NC State, 2/26/14
10 or more in OT: 11 by Marcus Paige at NC State, 2/26/14
Non-starter scored 20: 24 by Brady Manek vs. Tennessee, 11/21/21 in Uncasville, Conn.
25/consecutive games: Armando Bacot (28 vs. Ohio State, 12/17/22 in New York; 26 vs. Michigan, 12/21/22 in Charlotte)
25/four straight games: Garrison Brooks (30 vs. NC State, 2/25/20; 26 at Syracuse, 2/29/20; 25 vs. Wake Forest, 3/3/20; 26 at Duke, 3/7/20)
25/five or more straight games: 12 in a row by Charlie Scott, 1970
25/three consecutive road games: Garrison Brooks (28 at Virginia Tech, 1/22/20; 27 at NC State, 1/27/20; 26 at Duke 3/7/20)
Two players scored 25: Armando Bacot (28), Caleb Love (25) vs. Charleston, 11/11/22
Two scored 25 in consecutive games: Garrison Brooks (26), Cole Anthony (25) at Syracuse, 2/29/20; Anthony (28), Brooks (25) vs. Wake Forest, 3/3/20
Three scored 20: Armando Bacot (28), Caleb Love (22), RJ Davis (21) vs. Ohio State, 12/17/22 in New York, N.Y. (OT)
Four scored 20: Armando Bacot (23), Caleb Love (22), RJ Davis (21), Brady Manek (20) at Duke, 3/5/22 (first time in UNC history)
Two players scored 30: Brice Johnson (39), Marcus Paige (30) at Florida State, 1/4/16
Players on both teams scored 30: 30 by Luke Maye, 33 by RJ Barrett at Duke, 2/20/19
Out-scored opponents/half: *Brady Manek (19-13) 1st half vs. Virginia, 3/10/22 in Brooklyn
Out-scored rest of UNC/half: Pete Nance (16-10) 1st half vs. Gardner-Webb, 11/15/22
Scored 10 straight UNC points: 10 by Armando Bacot vs. Ohio State, 12/17/22 in New York, N.Y. (OT)
Scored UNC's first 14 points: Kenny Williams at Stanford, 11/20/17
Scored 20 in first 10 minutes: Kenny Williams in first 9:03 at Stanford, 11/20/17
No player in double figures: at Virginia, 2/13/21
One player in double figures: 15 by Armando Bacot at Miami, 1/18/22
Bench outscored the starters (not including Senior Night): 37-33 vs. Marquette, 2/24/21
Zero bench points: at Louisville, 2/1/22
Six in double figures: at Duke, 2/6/21
Eight in double figures: vs. Saint Francis, 1/2/11
Nine in double figures: Kevin Madden (17), Ranzino Smith (17), Warren Martin (15), Steve Bucknall (12), Joe Wolf (10), Steve Hale (10), Brad Daugherty (10), Jeff Lebo (10) & Kenny Smith (10) vs. Manhattan, 12/27/85, in Miami
Scored 100: 100 vs. The Citadel, 12/13/22
Scored 100/road game: 116 at Elon, 11/9/18
Scored 100/ACC road game: 106 at Florida State, 1/4/16
Scored 100/consecutive ACC games: 114 vs. Wake Forest, 12/20/03 and 103 vs. Georgia Tech, 1/11/04
Scored 100/3 consecutive games: 107 vs. Cleveland State, 12/30/04; 105 vs. William & Mary, 1/2/05; 109 vs. Maryland, 1/8/05
Scored 100/loss (40-minute game): 100 vs. Kentucky, 12/17/16 in Las Vegas
Scored 100/loss (OT game): 101 vs. Alabama, 101-103, 11/27/22 in Portland, Ore.

(4 OT)
Scored 100/vs. top 5 AP-ranked team: 103 vs. No. 4 Gonzaga, 12/15/18
Scored 100/vs. top 10 AP-ranked team: 103 vs. No. 10 Virginia Tech, 1/21/19
Both teams scored 100 (40-minute game): Kentucky 103, UNC 100, 12/17/16 in Las Vegas
Both teams scored 100 (OT game): lost to Alabama, 101-103, 11/27/22 in Portland, Ore. (4 OT)
Scored 50/both halves: *vs. Notre Dame, 3/10/21 in Greensboro (50 and 51)
Scored 60/half: 62, 1st half vs. Florida State, 2/12/22
Scored 65/half: 65, 2nd half at Florida State, 1/4/16
Scored 70/half: 77, 1st half vs. VMI, 12/17/94
Scored 50/half in a loss: 56 (2nd half) vs. Georgia Tech, 1/4/20
Scored less than 50/game: 48 at Virginia, 2/13/21
Fewer than 20/half: 18 (1st) at Virginia, 2/13/21
Fewer than 25/each half: 23 & 22 vs. Michigan State, 11/26/17 in Portland, Ore.
Fewer than 30/each half: 21 & 29 at Clemson, 2/2/21
Fewer than 30/half in a win: 26 (1st) vs. Gardner-Webb, 11/15/22
Fewer than 20 in one half, 50 in the other: 18 (1st), 53 (2nd) vs. Butler, 11/20/12, in Maui
25 straight: vs. NC State, 1/12/08
More than 20 straight: *22 vs. Notre Dame, 3/10/21 in Greensboro
15 or more to begin game: 18-0 vs. Florida State, 2/12/22
10 or more to end the game: *13-0 vs. Miami in Brooklyn, 3/8/18
No field goals in last 5:00 in a win: none in last 6:47 in a 79-70 win vs. Duke, 3/9/19

CAROLINA FIELD GOAL SHOOTING

Made every FG att. (min. 10): Jeff McInnis, 10x10 vs. Cincinnati, 12/3/94, in Charlotte
Missed every FG att. (min. 10): RJ Davis, 0x10 vs. Virginia, 1/8/22
Missed every FG att. (more than 10): Harrison Barnes, 0x12 vs. Minnesota, 11/19/10, in San Juan
Made 13: ^Caleb Love Alabama, 101-103, 11/27/22 in Portland, Ore. (4 OT)
Made 10 or more/consecutive games: Armando Bacot (11 vs. Ohio State, 12/17/22 in New York; 11 vs. Michigan, 12/21/22 in Charlotte)
Made 15 or more consecutive field goals: 16 by Brice Johnson – 11 vs. UCLA, 12/19/15 in Brooklyn; 5 vs. Appalachian State, 12/21/15 (tied UNC record)
Attempted more than 25: 36 by Caleb Love vs. Alabama, 11/27/22 in Portland, Ore. (4 OT)
Two players attempted 20 or more: 36 by Caleb Love and 24 by RJ Davis, 11/27/22 in Portland, Ore. (4 OT)
Two players combined for 60 attempts: 36 by Caleb Love and 24 by RJ Davis, 11/27/22 in Portland, Ore. (4 OT)
Made 40: 42 vs. Louisville, 2/20/21
Made less than 20: 16 vs. Boston College, 1/26/22
Attempted 90: 91 vs. Alabama, 101-103, 11/27/22 in Portland, Ore. (4 OT)
50 percent/game or better and lost: 50.0 (25x50) vs. Virginia, 2/15/20
50 percent/both halves and lost: 55.2 (16x29) & 53.6 (15x28) vs. Miami, 2/27/18
60 percent/both halves: 67.9 (19x28), 63.3 (19x30) vs. Tulane, 12/3/17
60 percent/game: 60.3 (35x58) vs. Charleston, 11/11/22
60 percent/game and lost: 64.2 at Duke, 3/2/86 (lost 74-82)
60 percent/consecutive games: ^60.6 (43x71) vs. Mount St. Mary's, 3/21/08, and 67.7 (44x65) vs. Arkansas, 3/23/08, both in Raleigh
70 percent/half: 71.4 (20x28), 2nd half vs. Charleston, 11/11/22
70 percent/both halves: ^78.1 (25x32) & 80.0 (24x30) vs. Loyola Marymount, 3/19/88 in Salt Lake City, Utah
70 percent/game: 70.9 (39x55) vs. ODU, 11/23/07 in Las Vegas
75 percent/half: 78.1 (25x32) 2nd half at NC State, 2/10/18
80 percent/half: 85.7 (24x28), 2nd half vs. Old Dominion, 12/1/92
Under 25 percent/half: 22.6 (7x31) 1st half at Miami, 1/18/22
Under 25 percent/game: 24.6 (15x61) vs. Michigan State, 11/26/17 in Portland, Ore.
25 percent/half and won: 25.0 (7x28), 1st half vs. Florida State, 2/27/21
Under 30 percent/both halves: 28.6 (10x35) & 25.9 (7x27) vs. Ohio State, 12/4/19
Under 30 percent/half and won: 29.0 (9x31), 1st half vs. Gardner-Webb, 11/15/22
Under 30 percent/game: 29.1 (16x55) vs. Boston College, 1/26/22
Under 30 percent/game and won: 29.1 (16x55) vs. Boston College, 1/26/22
Under 35 percent/game and won consecutive games: 34.8 (24x69) vs. Notre Dame, 1/2/21; 34.4 (21x61) at Miami, 1/5/21
Under 40 percent/both halves and won: *38.2 and 38.5 vs. Virginia, 3/10/22 in Brooklyn
Made nine or more attempts to begin a half: 9 (2nd) at Portland, 11/23/17
Missed 10 or more attempts to begin a half: 15 vs. Georgia Tech, 1/4/20 (first field goal by Garrison Brooks with 6:50 to play in 1st half)
Missed 15 or more consecutive attempts: 17 at Florida State, 2/3/20
Both teams shot 60 percent in the second half: UNC (78.1, 25x32) and NC State (60.0, 21x35), 2/10/18 in Raleigh
Under 30 percent in the first half and over 60 in the second: at Clemson, 1/30/18 (29.4 in the 1st and 64.3 in the 2nd)

CAROLINA THREE-POINTERS

100 percent (min. 5 att.): Joel Berry II (5x5) vs. Duke, 3/4/17
Made 6 consecutive attempts: Cameron Johnson at Wake Forest, 2/16/19
Made 6/half: ^Caleb Love (1st half) vs. Marquette, 3/17/22 in Fort Worth, Texas
Two players made 6: Cameron Johnson and Coby White at Clemson, 3/2/19
Made 6: ^Caleb Love vs. UCLA, 3/25/22 in Philadelphia
Made 7: Cole Anthony at Syracuse, 2/29/20
Made 8: Rashad McCants vs. Clemson, 3/2/04

6 or more/consecutive games: Coby White–6 vs. Syracuse, 2/26/19; 6 at Clemson, 3/2/19
Eight players made a 3FG: at Wake Forest, 2/16/19
Made 10 in a half: ^10 (1st half) vs. Marquette, 3/17/22 in Fort Worth, Texas
Made 15: 15 vs. The Citadel, 12/13/22
Made more than 15: 16 at Wake Forest, 2/16/19
Attempted 30 or more: 31 vs. The Citadel, 12/13/22
Attempted 35 or more: ^35 vs. Marquette, 3/17/22 in Fort Worth, Texas
Did not make a three-pointer: 0 vs. Princeton, 12/13/97 (897 consecutive games with at least one three-pointer through Notre Dame)
No starter made a 3FG: vs. Kentucky, 12/18/21 in Las Vegas (Brady Manek made one)
70 percent (min. 20 att.): 72.7 (16x22) vs. Western Carolina, 12/6/17
60 percent and lost: ^64.7 (11x17) vs. Villanova, 4/4/16 in Houston
Less than 10 percent: 7.7 (1x13) vs. Kentucky, 12/18/21 in Las Vegas
Made more 3FGs than 2FGs: vs. Clemson, 1/16/18 (made 15 3FG and 11 2FG)
Attempted more 3FGs than 2FGs: vs. Syracuse, 2/28/22 (attempted 36 3FG and 35 2FG)
Made less than five and won: 3 vs. Georgia Tech, 12/10/22
Made 10 or more and lost: 12 vs. Tennessee, 11/21/21 in Uncasville, Conn.

CAROLINA FREE THROWS

Made 15 or more: 17 by Garrison Brooks vs. Georgia Tech, 1/4/20 (18 attempts)
Made 20 or more: 20 by Tyler Zeller vs. Maryland, 2/29/12 (23 attempts)
Attempted 20 or more: 23 by Tyler Zeller vs. Maryland, 2/29/12
12 for 12: 12x12 by Caleb Love at Duke, 3/5/22
14 for 14: 14x14 by Cole Anthony vs. Boston College, 2/1/20
Made 40 or more in a row: 40 by Caleb Love, 2/16/22-3/10/22
Missed every attempt (more than 5): Garrison Brooks (0x7) vs. Boston College, 2/1/20
100 percent (min. 10 att.): vs. Wisconsin, 11/23/16 in Maui (12x12)
90 percent (min. 30 att.): 90.0 (27x30) vs. Florida State, 2/27/21
Under 40 percent: 38.9 (7x18) vs. Louisville, 2/20/21
Under 30 percent: 27.3 (3x11) at Wake Forest, 2/16/19
Made 30 or more: 34 (attempted 37) vs. Syracuse, 2/26/19
Made 40 or more: 41 (attempted 59) vs. Clemson, 1/28/98
Made fewer than five: 2 vs. Michigan, 12/1/21 (tied UNC record)
Missed 20 or more: 23 (24x47) vs. Texas, 12/18/13
Missed 25 or more: 26 (22x48) vs. Belmont, 11/17/13
Attempted 50: 50 (made 36) vs. Maryland, 2/15/04
Attempted fewer than five: 3 vs. Michigan, 12/1/21 (UNC record)
Made more free throws than field goals: vs. UNCW, 11/7/22 (22 FG, 23 FT)
No starter made a free throw: at Wake Forest, 2/16/19

CAROLINA REBOUNDS

10 by a guard: 10 by RJ Davis vs. Georgia Tech, 12/10/22
More than 10 by a guard: ^12 by RJ Davis vs. Kansas, 4/4/22 in New Orleans
10 or more in consecutive games by a guard: Cole Anthony (11 vs. Notre Dame, 11/6/19; 10 at UNCW, 11/8/19)
10 or more in 13 straight games: Armando Bacot, 2022
10 or more in 15 straight games: John Henson, 2011
15 or more/5 consecutive games: Armando Bacot (^16 vs. Baylor, ^15 vs. UCLA, ^22 vs. Saint Peter's, ^21 vs. Duke, ^15 vs. Kansas, 2022 NCAA Tournament)
50 or more over 3 consecutive games: ^58 by Armando Bacot (^22 vs. Saint Peter's, ^21 vs. Duke, ^15 vs. Kansas, 2022 NCAA Tournament)
70 or more over 4 consecutive games: 73 by Armando Bacot (^15 vs. UCLA, ^22 vs. Saint Peter's, ^21 vs. Duke, ^15 vs. Kansas, 2022 NCAA Tournament)
85 or more over 5 consecutive games: 89 by Armando Bacot (^16 vs. Baylor, ^15 vs. UCLA, ^22 vs. Saint Peter's, ^21 vs. Duke, ^15 vs. Kansas, 2022 NCAA Tournament)
20 or more: 23 by Armando Bacot vs. James Madison, 11/20/22
30: Rusty Clark vs. Maryland, 2/21/68
10 offensive: Kennedy MEEKS at Clemson, 1/3/17
15 or more/half: ^15 in 1st by Armando Bacot vs. Saint Peter's, 3/27/22 in Philadelphia
10 or more in both halves: 11 and 12 by Armando Bacot vs. James Madison, 11/20/22
Three players in double-figures: ^Armando Bacot (15), Brady Manek (13), RJ Davis (12) vs. Kansas, 4/4/22 in New Orleans
70 rebounds: 72 vs. Nicholls, 12/19/11
30 offensive rebounds: 31 vs. Nicholls, 12/19/11
One offensive rebound: vs. Pitt, 2/14/16
Fewer than five offensive rebounds: 4 at Virginia Tech, 12/4/22
30 second-chance points: vs. Charleston, 11/25/20
35 or more second-chance points: 36 vs. Nicholls, 12/19/11
One second-chance point: at Georgia Tech, 1/29/19
Rebound margin of 30 or more: +31, 56-25 vs. Elon, 11/20/19
Rebound margin of 35 or more: +35, 58-23 vs. Boston College, 1/9/18

CAROLINA DOUBLE-DOUBLES

Both halves: Brice Johnson at Florida State, 1/4/16 (11/11 in 1st, 28/12 in 2nd)
Three in a game (points/rebounds): ^Armando Bacot (15/15), Brady Manek (13/13), RJ Davis (15/12) vs. Kansas, 4/4/22 in New Orleans
Four in a game (points/rebounds): Larry Miller (29/10), Charlie Scott (18/14), Rusty Clark (13/13), Bill Bunting (10/11) vs. Clemson, 2/16/68 in Charlotte
Points & rebounds/10 consecutive games: Armando Bacot vs. Furman, Kentucky, App State, Boston College, Notre Dame, Virginia, Georgia Tech, Miami, Wake Forest, Virginia Tech, 2022
40 points/20 rebounds: Billy Cunningham (48/25) vs. Tulane, 12/10/64
35 points/10 rebounds: Garrison Brooks (35/11) vs. Georgia Tech, 1/4/20
30 points/20 rebounds: Brice Johnson (39/23) at Florida State, 1/4/16
30 points/15 rebounds: Luke Maye (30/15) at Duke, 2/20/19

30 points/10 rebounds: Garrison Brooks (35/11) vs. Georgia Tech, 1/4/20
25 points/20 rebounds: Armando Bacot (29/22) vs. Virginia, 1/8/22
25 points/15 rebounds/5 blocks: Armando Bacot at NC State, 2/26/22 (28/18/5)
25 points/10 rebounds/5 3FG: ^Brady Manek vs. Marquette, 3/17/22 in Fort Worth, Texas (28/11/5)
20 points/20 rebounds: ^Bacot (20/22) vs. Saint Peter's, 3/27/22 in Philadelphia
30 points/10 rebounds/5 assists: Cole Anthony (34/11/5) vs. Notre Dame, Nov. 6, 2019
First game in career: Day/Ron Sharpe (13 pts/10 reb) vs. Charleston, 11/25/20
Points & rebounds by a guard: RJ Davis (21 pts/10 reb) vs. Georgia Tech, 12/10/22
Points & rebounds/consecutive games by a point guard: Cole Anthony (34/11 vs. Notre Dame, 11/6/19; 20/10 at UNCW, 11/8/19)
Points & rebounds with 7 or more assists: Armando Bacot vs. Miami, 1/25/20 (19/12/7)
Points & assists: Theo Pinson (12/11) vs. Miami, 2/27/18
Points & assists/consecutive games: ^Kendall Marshall (11/10) vs. Vermont, 3/16/12, and (18/11) vs. Creighton, 3/18/12, in Greensboro
Points & assists/3 consecutive games: Kendall Marshall (20/10) at Duke, 3/3/12; (13/12) vs. Maryland, 3/9/12*; and (12/10) vs. NC State, 3/10/12* in Atlanta

CAROLINA TRIPLE-DOUBLES

Pts, rebs, assists: Jason Capel (16/11/10 assists) vs. Buffalo, 12/17/00
Pts, rebs, blocks: Brendan Haywood (18/14/10 blk) vs. Miami, 12/4/00

CAROLINA ASSISTS

More than 10: ^12 by RJ Davis vs. Marquette, 3/17/22 in Fort Worth, Texas
10 or more/consecutive games: ^Kendall Marshall– 10 vs. Vermont, 3/16/12; 11 vs. Creighton, 3/18/12 in Greensboro, N.C.
10 or more/three consecutive games: Kendall Marshall– 10 at Duke, 3/3/12; 12 vs. Maryland, 3/9/12* in Atlanta; 10 vs. NC State, 3/10/12* in Atlanta
15 or more: 16 by Kendall Marshall at Maryland, 2/4/12
10 or more assists and no turnovers: Marcus Paige (10/0) vs. Georgia Tech, 2/21/15
30 or more: 32 vs. Miami, 1/25/20
Assists on 90 percent of its field goals: vs. East Tennessee State, 12/8/12 (30 assists on 31 field goals, 96.8 percent)
Fewer than 5: 4 vs. UNCW, 11/7/22

CAROLINA TURNOVERS

7: Caleb Love vs. Louisville, 2/21/22
8: Marcus Paige at Maryland, 3/6/13
15 or more/half: 15 (1st) at Georgia Tech, 2/16/10
20 and won: ^21 vs. Baylor, 3/19/22 in Fort Worth, Texas
20 and won on the road: at Miami, 1/5/21
More than 20 and won on the road: 23 at NC State, 1/8/19
25 or more/game: 26 at Clemson, 1/13/10
Fewer than 5: 2 vs. Duke, 2/8/18 (tied school record)
Opponent scored 0 points off UNC turnovers: Fairfield, 11/15/15 (10 UNC turnovers)
Opponent scored 1 point off UNC turnovers: Duke, 2/8/18 (2 UNC turnovers)
Opponent scored fewer than five points off UNC turnovers: 4 by Gardner-Webb, 11/15/22 (10 UNC turnovers)
Opponent scored 30 points off UNC turnovers: 30 at Miami, 1/18/22 (14 UNC turnovers)
Opponent scored more than 30 points off UNC turnovers: 31 by Texas, 11/22/18 in Las Vegas (17 UNC turnovers)

CAROLINA BLOCKED SHOTS

8: *Walker Kessler vs. Notre Dame, 3/10/21 in Greensboro
10: Brendan Haywood vs. Miami (Fla.), 12/4/00
10: vs. Alabama, 11/27/22 in Portland, Ore. (4 OT)
More than 10: *12 vs. Notre Dame, 3/10/21 in Greensboro
15: 15 vs. Northern Kentucky, 12/27/13

CAROLINA STEALS

6: Marcus Paige at Georgia Tech, 3/3/15
8: ^Ty Lawson vs. Michigan State, 4/6/09 in Detroit
15 or more: 16 vs. Tennessee Tech, 1/16/18
20: 20 vs. UNC Asheville, 12/28/05

CAROLINA MISCELLANEOUS (UNC scores listed first)

Led UNC in points, rebounds, assists and blocks: Armando Bacot at Pittsburgh, 12/30/22 (22 points, 13 rebounds, 3 assists, 2 blocks)
Led UNC in points, rebounds, assists and steals: ^Armando Bacot vs. Kansas, 4/4/22 in New Orleans (15 points, 15 rebounds, 2 assists, 1 steal)
Made game-tying shot w/0.00 on the clock to force overtime: Pete Nance vs. Ohio State, 12/17/22 in New York, N.Y. (UNC won 89-84 in overtime)
Made game-winning shot w/0.00 on the clock: *Tyler Zeller vs. Miami, 3/11/11 in Greensboro (UNC won 61-59)
Made game-winning shot w/less than a second: ^Luke Maye (0.3) vs. Kentucky, 3/24/17 in Memphis
Made game-winning shot w/less than five seconds: Brady Manek (3.1) at Clemson 2/8/22
Made winning shots w/under 10 seconds in consecutive wins: Leaky Black (9.1) vs. Notre Dame, 1/2/21; Andrew Platek (3.6) at Miami, 1/5/21
Made two free throws w/less than 10 seconds to win: Joel Berry II with 7.1 seconds to play to win, 69-68, at Notre Dame, 1/13/18
Hit a shot from beyond halfcourt: P.J. Hairston vs. Mississippi St, 11/19/12 in Maui
Played the entire game: ^RJ Davis vs. Kansas, 4/4/22 in New Orleans
Played all 45 minutes in an overtime game: ^RJ Davis, 45:00 vs. Baylor, 3/19/22 in Fort Worth

LAST TIME BY TAR HEEL FRESHMEN

Three starters: *Caleb Love, Day'Ron Sharpe and Kerwin Walton vs. Notre Dame, 3/10/21 in Greensboro
Four starters: *Raymond Felton, Rashad McCants, David Noel and Byron Sanders vs. Duke, 3/15/03 in Greensboro
20 Points/Half: 20 (2nd) by Cole Anthony vs. Boston College, 2/1/20
20 Points/Three Consecutive Games: Cole Anthony– 34 vs. Notre Dame, 11/6/19; 20 at UNCW, 11/8/19; 28 vs. Gardner-Webb, 11/15/19
20 Points/Non-Starter: 20 by Walker Kessler vs. Florida State, 2/27/21
More than 20 Points/Non-Starter: 21 by Day'Ron Sharpe vs. Louisville, 2/20/21
20 Points/Two Freshmen: Coby White (27), Nassir Little (23) vs. Virginia Tech, 1/21/19
25 Points: Caleb Love at Duke, 2/6/21
More Than 25 Points: 28 by Cole Anthony vs. Wake Forest, 3/3/20
25 Points/Consecutive Games: Cole Anthony– 25 at Syracuse, 2/29/20, and 28 vs. Wake Forest, 3/3/20
30 Points in College Debut: 34 by Cole Anthony vs. Notre Dame, 11/6/19 (ACC record)
30 Points: 34 by Cole Anthony vs. Notre Dame, 11/6/19
40 Points: *40 by Harrison Barnes vs. Clemson, 3/12/11 in Greensboro
70 Combined Points/All Freshmen: *70 by Walker Kessler (16), Caleb Love (15), RJ Davis (14), Day'Ron Sharpe (14), Anthony Harris (8) and Kerwin Walton (3) vs. Notre Dame, 3/10/21 in Greensboro
50 Combined Points/Two Freshmen: Coby White (27) and Nassir Little (23) vs. Virginia Tech, 1/21/19
Only Four Tar Heels in Double Figures: Walker Kessler (20), Kerwin Walton (13), RJ Davis (10), Caleb Love (10) vs. Florida State, 2/27/21
Four in Double Figures: *Walker Kessler (16), Caleb Love (15), RJ Davis (14) and Day'Ron Sharpe (14) vs. Notre Dame, 3/10/21 in Greensboro
Led UNC in Points, Rebounds, Assists: Cole Anthony (16/8/3) at FSU, 2/3/20
Led UNC in Points, Rebounds, Blocks: Walker Kessler (20/8/4) vs. FSU, 2/27/21
Led UNC in Points, Rebounds, Assists, Steals: Cole Anthony (34/11/5/1) vs. Notre Dame, 11/6/19
Led UNC in Points, Rebounds, Blocks, Steals: Armando Bacot vs. Elon (22/14/3/2), 11/20/19
12 Field Goals: Cole Anthony vs. Notre Dame, 11/6/19
13 Field Goals: Tyler Hansbrough vs. Georgia Tech, 2/15/06
14 Field Goals: Antawn Jamison at Maryland, 1/6/96
15 Field Goals: ^J.R. Reid vs. Notre Dame, 3/19/87 in East Rutherford, N.J.
Made 5 or More Three-Pointers in Consecutive Games: Coby White– 6 vs. Syracuse, 2/26/19; 6 at Clemson, 3/2/19
7 Three-Pointers: Cole Anthony at Syracuse, 2/29/20
8 Three-Pointers: Raymond Felton at NC State, 1/26/03
10 or More Free Throws: 14 by Cole Anthony vs. Boston College, 2/1/20
14 Free Throws: Cole Anthony vs. Boston College, 2/1/20
15 Free Throws: *Phil Ford vs. Clemson, 3/7/75 in Greensboro
100% Free Throws (more than 10 attempts): 14x14 by Cole Anthony vs. Boston College, 2/1/20
10 or More Rebounds by a Guard: 11 by Cole Anthony vs. Duke, 2/8/20
10 or More Rebounds by a Guard, Consecutive Games: Cole Anthony– 11 vs. Notre Dame, Nov. 6, 2019; 10 at UNCW, 11/8/19
10 or More Rebounds, Three Consecutive Games: Armando Bacot– 12 vs. Miami, 1/25/20; 11 at NC State, 1/27/20; 10 vs. Boston College, 2/1/20
More than 15 Rebounds: 16 by Day'Ron Sharpe at Miami, 1/5/21
20 Rebounds: by Antawn Jamison at Virginia, 1/17/96
10 Assists: *by Marcus Paige vs. Florida State, 3/15/13 in Greensboro
More Than 10 Assists: ^14 by Kendall Marshall vs. Washington, 3/20/11 in Charlotte
15 or More Assists: 16 by Kendall Marshall vs. Florida State, 2/6/11
Points/Rebounds Double-Double Three Consecutive Games: Armando Bacot – 19/12 vs. Miami, 1/25/20; 11/11 at NC State, 1/27/20; 11/10 vs. Boston College, 2/1/20
Points/Rebounds Double-Double in Consecutive Games by a Guard: Cole Anthony– 34/11 vs. Notre Dame, 11/6/19; 20/10 at UNCW, 11/8/19 (first time a UNC freshman had consecutive 20/10 games)
20 Points/10 Rebounds/5 Blocks: by Armando Bacot (23/12/5) vs. Oregon, 11/29/19 in The Bahamas
15 Points/10 Rebounds/8 Blocks: *Walker Kessler vs. Notre Dame, 3/10/21 in Greensboro (16/12/8)
25 Points/7 Assists: 25/7 by Caleb Love at Duke, 2/6/21
25 Points/10 Rebounds: 25/10 by Day'Ron Sharpe vs. Notre Dame, 1/2/21
30 Points/10 Rebounds: 34/11 by Cole Anthony vs. Notre Dame, 11/6/19
40 Points/10 Rebounds: 40/10 by Tyler Hansbrough vs. Georgia Tech, 2/15/06
Points/Assists Double-Double: ^13 points/14 assists by Kendall Marshall vs. Washington, 3/20/11 in Charlotte
Double-Double in Points & Rebounds with 7 or More Assists: Armando Bacot (19/12/7) vs. Miami, 1/25/20
8 Blocked Shots: *Walker Kessler vs. Notre Dame, 3/10/21 in Greensboro
5 Steals: ^Marcus Paige vs. Kansas, 3/24/13 in Kansas City, Mo.
More than 5 Steals: 8 by Tyler Hansbrough vs. UNC Asheville, 12/28/05

* ACC Tournament, ^ NCAA Tournament, ~ NIT

Five players played an entire half: Armando Bacot, Leaky Black, RJ Davis, Caleb Love, Brady Manek, 2nd half at Duke, 3/5/22

Four players played at least 45 minutes: Caleb Love (57:24), Leaky Black (53:52), RJ Davis (50:36), Puff Johnson (48:07) vs. Alabama, 11/27/22 in Portland, Ore. (4 OT)

Played 50 minutes: Caleb Love (57:24), Leaky Black (53:52), RJ Davis (50:36), vs. Alabama, 11/27/22 in Portland, Ore. (4 OT)

UNC rallied from more than 15-point deficit to win: trailed Florida State by 16 (23-39) in the 1st half and won, 78-70, 2/27/21

UNC rallied from double-figure deficit at halftime to win: trailed Florida State by 12 (29-41) and won, 78-70, 2/27/21

UNC rallied from double-figure deficit w/less 10:00 to play and win: trailed Ohio State by 10 (56-66) with 6:45 to play and won, 89-84, in OT, 12/17/22 in New York, N.Y.

UNC rallied from double-figure deficits in the 2nd half to win consecutive games: trailed Miami 34-53 (-19) w/9:51 to play and won, 61-59, 3/11/11* in Greensboro; trailed Clemson 30-41 (-11) w/17:23 to play and won, 92-87, in overtime, 3/12/11* in Greensboro

UNC rallied from 20 points down to win: trailed Georgia Tech, 30-50 w/4:00 left in the 1st half and won, 82-75, 2/15/06

UNC rallied from 20 points down to take the lead: trailed Georgia Tech, 9-29, w/8:04 to play in first half and took the lead four times in second half, but lost 71-73, 1/16/10

Four-point play (team): Kerwin Walton (3FG), Day'Ron Sharpe (FT) at Miami, 1/5/21

Four-point play (individual): Kerwin Walton vs. Northeastern, 2/17/21

UNC did not score a fastbreak point: at Louisville, 2/1/22

UNC scored 25 fastbreak points: 25 vs. NC State, 1/29/22

UNC led by 20 or more at half: ^28 vs. Marquette, 3/17/22 in Fort Worth (led 53-25)

UNC led by 30 or more at the half: (38) vs. Florida State, 2/12/22 (led 62-24)

UNC led by 40: 64-24 vs. Florida State, 2/12/12 (won 94-74)

UNC led by 50: 101-51 *vs. Notre Dame, 3/10/21 (won 101-59) in Greensboro

Committed 30 personal fouls: 33 at Louisville, 1/31/15

* ACC Tournament, ^ NCAA Tournament

LAST TIME ... OPPONENTS



SCORING

40: 47 by Malik Monk, Kentucky, 12/17/16 in Las Vegas
35: 36 by Cole Swider, Syracuse, 2/28/22
30: 31 by Jamarius Burton at Pittsburgh, 12/30/22
Freshman scored 30: 34 by Terquavion Smith, NC State, 1/29/22
30/consecutive games: Xavier Rathan-Mayes, Florida State (35 at UNC, 1/24/15, and 30 in Tallahassee, 1/4/16)
30/twice in a season: Nolan Smith, Duke (34 at Duke, 2/9/11; 30 at UNC, 3/5/11)
20/three times in one season: Luke Kennard, Duke (20, 28 and 20), 2017
One w/30, one w/25: 34 by Terquavion Smith, 25 by Jericole Hellesms, NC State, 1/29/22
Three players with 20: Isaiah Wong (25), Sam Waardenburg (21), Kameron McGusty (20) at Miami, 1/18/22
Four players with 20: Damion James (25), Dexter Pittman (23), J'Covan Brown (21) and Avery Bradley (20), Texas, 12/19/09 in Arlington, Texas
More than 25/half: 27 in first half by Malik Monk, Kentucky, 12/17/16 in Las Vegas
20/1st half: 21 by Cole Swider, Syracuse, 2/28/22
20/2nd half: 21 by Justyn Mutts at Virginia Tech, 12/4/22
20/both halves: 27 and 20 by Malik Monk, Kentucky, 12/17/16 in Las Vegas
Non-starter scored 30: 33 by Brent Arrington, Mississippi Valley State, 11/20/11
Non-starter scored 25: 25 by El Ellis at Louisville, 2/1/22
Non-starter scored 20: 21 by Jahvon Quinerly, Alabama, 11/27/22 in Portland, Ore. (4 OT)
Scored 15 straight points for his team: Tre Jones, Duke, 2/8/20
No players in double figures: at Evansville, 12/8/10
One player in double figures: *17 by Jaylon Gardner, Virginia, 3/10/22 in Brooklyn
Only two players in double figures in a win: 31 by Jamarius Burton and 16 by Blake Hinson at Pittsburgh, 12/30/22
No starter in double figures: Boston College, 1/26/22
Six players in double figures: Alabama, 11/27/22 in Portland, Ore. (4 OT)
Seven players in double figures: Wake Forest, 12/20/03 (3 OT)
Only four players scored: *Duke in Brooklyn, 3/9/18
Bench scored zero: Pittsburgh, 1/8/20
Bench scored 50 plus: 55 by Charleston, 11/11/22
100 points in a 40-minute game: 103 by Kentucky, 12/17/16 in Las Vegas
100 points in an overtime game: 103 by Alabama, 11/27/22 in Portland, Ore. (4 OT)
Fewer than 45: *43 by Virginia, 3/10/22 in Brooklyn
Fewer than 60 in a win: 56 at Virginia, 12/8/19
60/half: 61, 2nd by East Carolina, 12/15/12
12/half: 12 (1st half) by East Tennessee State, 12/8/12
13/half: *13 (1st half) by Virginia, 3/10/22 in Brooklyn
Fewer than 25/both halves: 22 and 19 by Virginia, 2/18/17
50 in a half in a UNC win: 50, 1st half by Charleston, 11/11/22
Fewer than 25 in a half in a win over UNC: 23, 2nd half at Pittsburgh, 1/18/20
Fewer than 30/both halves in a win over UNC: 27 and 26 at Virginia, 2/27/17

OPPONENTS FIELD GOAL SHOOTING

Made 14: Jamarius Burton at Pittsburgh, 12/30/22
Two players made 10: 11 by RJ Barrett, 10 by Cam Reddish at Duke, 2/20/19
Missed every shot (min. 10): Noah Freidel, James Madison, 11/20/22 (0x11)
Two players attempted 20: 26 by Jahvon Quinerly and 21 by Brandon Miller, Alabama, 11/27/22 in Portland, Ore. (4 OT)
Attempted more than 25: 26 by Jahvon Quinerly, Alabama, 11/27/22 in Portland, Ore. (4 OT)
Attempted more than 25 in a 40-minute game: 26 by Paolo Banchemo at Duke, 3/5/22
Made 15 or fewer: 15 by Virginia, 2/18/17
Made less than 20 in a win: 19 at Virginia, 2/13/21
Made its first six attempts to begin a game: Syracuse, 2/28/22
Made its first seven attempts to begin a game: Louisville, 1/12/19
Made its first eight attempts to begin a game: Michigan, 11/29/17
Made 10 consecutive FG: Duke, 2/8/18
Made 15 consecutive FG: Clemson, 1/16/18
Attempted 90 or more: 90 by Alabama, 11/27/22 in Portland, Ore. (4 OT)
Missed 10 FG to begin a game: 10 by Florida State, 2/12/22
Missed more than 10 FG to begin a game: 11 by Charleston, 11/25/20
Missed 13 consecutive FG: *Notre Dame 2nd half, 3/10/21 in Greensboro
Missed 15 consecutive FG: at Pittsburgh, 1/5/19
50 percent/both halves in UNC win: 55.6 (15x27) and 50.0 (15x30), Syracuse, 2/28/22
Better than 55 percent/game in UNC win: 55.6 (30x54) by Pitt, 1/31/17
60 percent/half: 60.0 1st half (15x25) by Pittsburgh, 2/16/22
60 percent/half in UNC win: 60.0 1st half (21x35) by Brown, 11/12/21
60 percent/both halves: 61.3 (19x31) & 69.2 (18x26) at Pittsburgh, 2/14/15
60 percent/game: 64.9 (37x57) at Pittsburgh, 2/14/15
65 percent/half: 66.7 2nd half (24x36), Kentucky, 12/18/21 in Las Vegas
70 percent/half: 72.0 (18x25) 2nd half at Gonzaga, 12/18/19
70 percent/game: *71.7 (33x46) by Duke, 2/29/80, in Greensboro
75 percent/half: 76.5 (13x17) 2nd half at NC State, 2/3/07
Under 20 percent/half: *18.5 (5x27) 1st half by Virginia, 3/10/22 in Brooklyn
Under 25 percent/half and won: 22.7 (5x22) 2nd half at Pittsburgh, 1/18/20
Under 30 percent/both halves: 27.3 (9x33) & 25.7 (9x35) UNC Asheville, 11/23/21
Under 30 percent/game: 29.3 (17x58) by UNCW, 11/7/22
Under 35 percent/game and won: 34.5 (10x29) 1st half by Clemson, 1/11/20
Under 40 percent/game and won: 39.6 (19x48) at Virginia, 2/13/21

Under 40 percent/both halves and won: 34.5 (10x29) & 34.8 (8x23) at Virginia Tech, 1/22/20
50 percent in first half and under 20 percent in second half: 57.1 (16x28) 1st half and 16.1 (5x31) 2nd half at Elon, 11/9/18
Under 30 percent in first half and 60 percent in second half: 25.0 (10x40) and 65.4 (17x26) by NC State, 2/1/14
Under 20 percent in first half and 50 percent in second half: 18.5 (5x27) 1st half and 52.0 (13x25) 2nd half by Virginia, 3/10/22 in Brooklyn

OPPONENTS THREE-POINTERS

7: Mark Sears, Alabama, 11/27/22 in Portland, Ore. (4 OT)
8: Malik Monk, Kentucky, 12/17/16 in Las Vegas
10: Kyle McAlarney, Notre Dame, 11/26/08 in Maui
7 of 7: Allerik Freeman, NC State, 1/27/18 (7x7)
Made every att. (min. 5): Ithiel Horton, Pittsburgh, 2/16/22 (5x5)
Missed every att. (min. 5): Noah Freidel, James Madison, 11/20/22 (0x9)
Two players made at least 5: 5 by Sam Waardenburg & Isaiah Wong at Miami, 1/18/22
Three players made at least 5: 7 by Jordan Bohannon, 5 by CJ Fredick, 5 by Joe Wieskamp at Iowa, 12/8/20
5 in a half: Cole Swider, 1st half, Syracuse, 2/28/22
Attempted 15 3FGs: 16 by Jordan Bohannon at Iowa, 12/8/20
Eight different players made a 3FG: ^Auburn, 3/29/19 in Kansas City, Mo.
Nine different players made a 3FG: Michigan, 11/29/17
Did not make a three-pointer: 0 by Jacksonville (in 5 attempts), 11/27/90 (1,147 consecutive games with at least one three-pointer through Notre Dame)
Made 16: Alabama, 11/27/22 in Portland, Ore. (4 OT)
Made 17: at Iowa, 12/8/20
Made 10 or more/half: 11, 1st half at Iowa, 12/8/20 (22 attempts)
15 or more/consecutive games: 15 by NC State, 1/27/18, and 15 at Clemson, 1/30/18
Attempted 40 or more: 43 at Iowa, 12/8/20
60 percent (min. 10 att.): 62.5 (10x16) at Duke, 2/18/15
65 percent (min. 10 att.): 66.7 (8x12) at Illinois, 11/30/10
Less than 10 percent (min. 10 att.): 6.3 (1x16) by Boston College, 1/26/22
Made 10 or more and lost: 10 by Wake Forest, 1/4/23
Made 15 or more and lost: 15 at Louisville, 2/1/22
Made less than five and won: 3 at Indiana, 11/30/22
Made more 3FG than two-pointers: at Louisville, 2/1/22 (15 3FG, 13 2FG)
Attempted more 3FG than two-pointers: at Portland, 11/24/22 (32 3FGA, 26 2FGA)

OPPONENTS FREE THROWS

Made 15: *Jerian Grant, Notre Dame, 3/14/15 in Greensboro
Made more than 15: 17 by Zabian Dowdell, Virginia Tech, 2/13/07
Attempted more than 15: 16 by Trey McGowens at Pittsburgh, 1/5/19
10x10: Tre Jones at Duke, 3/7/20
Better than 10x10: ^12x12 by Tyler Dorsey, Oregon, 4/1/17 in Phoenix
100 percent (min. 10): 100.0 (10x10) by Wake Forest, 2/15/11
100 percent (min. 30): 100.0 (32x32) at Wake Forest, 1/15/05
At least 95 percent, 20 or more attempts: 96.3 (26x27) at Florida State, 1/16/21
At least 85 percent, 30 or more attempts: 87.9 (29x33) at Duke, 3/7/20
Under 30 percent: 27.3 (3x11) by NC State, 1/8/17
Under 40 percent: 30.8 (4x13) by Louisville, 2/22/17
Under 50 percent and won: ^47.1 (8x17) by Auburn, 3/29/19 in Kansas City, Mo.
Made 30 or more: *33 by Duke, 3/10/17 in Brooklyn
Made less than five: 1 by The Citadel, 12/13/22
Attempted 40 or more: 44 at Louisville, 1/31/15 (made 27)
Attempted fewer than five: 4 by Virginia, 1/8/22
Missed 20 or more: *20 (21x41) by Pittsburgh, 3/14/14 in Greensboro
Only one player attempted: Jordan Taylor, Wisconsin (3x6), 11/30/11
Made more free throws than field goals: UNCW, 11/7/22 (17 FG, 18 FT)
Made five or fewer and won: 4 by Tennessee, 11/21/21 in Uncasville, Conn.

OPPONENTS REBOUNDS

10 by a guard: ^12 by Christian Braun, Kansas, 4/4/22 in New Orleans
16: Charles Bediako, Alabama, 11/27/22 in Portland, Ore. (4 OT)
17: T.J. Bickerstaff, Boston College, 1/26/22
19: John Mooney, Notre Dame, 1/15/19
20 or more: *21 by Talib Zanna, Pittsburgh, 3/14/14 in Greensboro
10 offensive: 10 by Kerry Blackshear, Virginia Tech, 1/21/19
Two players with 15 or more: 15 by Damion James and 15 by Dexter Pittman, Texas, 12/19/09 in Arlington, Texas
Three players in double-figures: ^Joey Lynch-Flohr (11), Artsiom Parakhouski (10) and Eric Hall (10), Radford, 3/19/09 in Greensboro
50 rebounds: 58 by Alabama, 11/27/22 in Portland, Ore. (4 OT)
60 rebounds: 60 by Texas, 12/19/09 in Arlington, Texas
Less than 20 rebounds: ^15 by Notre Dame, 3/27/16 in Philadelphia
25 offensive rebounds: 29 by Butler, 11/26/14 in the Bahamas
20 second-chance points: 21 at Iowa, 12/8/20
One offensive rebound: Georgia Tech, 12/10/22
Zero second-chance points: Georgia Tech, 12/10/22
Outrebounded UNC by 15 or more: 16 (24-40) by Duke, 2/5/22
More offensive rebounds than UNC had defensive: Butler in The Bahamas, 11/26/14 (Butler 29 offensive, UNC 26 defensive)

OPPONENTS DOUBLE-DOUBLES

20 points/15 rebounds: 21/15 by Marvin Bagley III at Duke, 3/3/18
30 points/10 rebounds: 31/10 by Jake LaRivia at Wake Forest, 1/22/22
Points & rebounds w/5 or more assists: 22/10/6 by Jaden Ivy, Purdue, 11/20/21 in Uncasville, Conn.
Points & rebounds w/7 or more assists: 17/10/7 by Dwayne Sutton, Louisville, 1/12/19
Points & rebounds w/5 or more blocks: 23/11/5 by Quincy Guerrier, Syracuse, 1/12/21
Three players: Lorenzo Brown (12 pts/12 assists), Richard Howell (13 pts/17 reb) and TJ Warren (10 pts, 10 reb), NC State, 2/23/13
Player had three in one season: Marvin Bagley III, Duke, 2018

OPPONENTS TRIPLE DOUBLE

Greivis Vasquez at Maryland, 2/21/09 (35 pts/11 reb/10 assists) (first in ACC game)

OPPONENTS ASSISTS

10: ^Tyler Kolek, Marquette, 3/17/22 in Fort Worth, Texas
11: by Tre Jones at Duke, 3/7/20
12: by Melo Trimble, Maryland, 12/1/15
13: *by Luke Loucks, Florida State, 3/11/12 in Atlanta
15 or more: 17 by Kenny Anderson at Georgia Tech, 2/1/90
10 or more assists and no turnovers: Cameron Wright (10 assists) at Pitt, 2/14/15
30 or more: 30 at Pittsburgh, 2/14/15
Fewer than 5: 3 by UNCW, 11/7/22
Assists on 80% of its field goals: 84.2% at Virginia, 2/13/21 (16 assists on 19 FGs)

OPPONENTS TURNOVERS

7: Femi Odukale, Pittsburgh, 2/16/22
8: Ky Bowman at Boston College, 1/21/17
10: Evan Turner, Ohio State, 11/19/09 in New York, N.Y.
20 or more and won: 22 by Alabama, 11/27/22 in Portland, Ore. (4 OT)
25: UNCW, 12/5/18
30 or more: 32 by South Carolina State, 11/20/07
Less than 5: ^4 by Duke, 4/2/22 in New Orleans
UNC scored 0 points off oppt. turnovers: at Notre Dame, 2/6/16 (2 turnovers)
UNC scored less than five points off oppt. turnovers: 4 at Indiana, 11/30/22 (8 turnovers)
UNC scored 30 or more points off oppt. turnovers: 32 vs. Wake Forest (1/4/23) (15 turnovers)
UNC scored 35 points off oppt. turnovers: 37 vs. NC State, 1/8/17 (off 26 turnovers)

OPPONENTS BLOCKS

6: ^by KC Ndefo, Saint Peter's, 3/27/22 in Philadelphia
7: by Manny Bates, NC State, 1/23/21
10 or more shots: 10 at Florida State, 2/3/20

OPPONENTS STEALS

5 or more: 5 by Braxton Beverly, NC State, 1/23/21
8: Ashton Hagans, Kentucky, 12/22/18 in Chicago
15 or more: 15 at Syracuse, 3/1/21
20 or more: 20 at Clemson, 1/17/07

OPPONENTS MISCELLANEOUS (UNC scores listed first)

Led the team in scoring, rebounds, assists, blocks: Trayce Jackson-Davis at Indiana, 11/30/22 (21 points, 10 rebounds, 4 assists, 4 blocks)
Led the team in scoring, rebounds, assists, steals: Jake LaRivia at Wake Forest, 1/22/22 (31 points/10 rebounds/4 assists/3 steals)
Led the team in scoring, rebounds, assists, blocks, steals: Aamir Simms, Clemson, 1/11/20 (20 points, 8 rebounds, 6 assists, 4 blocks, 3 steals)
Four-point play: *Darius Maddox, Virginia Tech, 3/11/22 in Brooklyn
Hit a game-winning shot with no time left: Wendell Moore, Duke, 2/8/20 (in OT)
Hit a game-winning shot less than a second left: Matt Coleman III, Texas, 12/2/20 in Asheville (0.1 second to play)
Hit a game-winning shot less than five seconds left: Nate Laszewski at Notre Dame, 2/17/20 (3FG with 2.4 seconds to play)
Hit a game-tying shot w/0:00 on the clock to force overtime: Tre Jones, Duke, 2/8/20
Hit a shot from other side of halfcourt: Louis Dabney, Tulane, 12/16/15, to end first half
Made winning free throws with less than 30 seconds to play: Boston College's Jared Hamilton made two of three FTs with 17 seconds to play, BC won 70-71, 2/1/20
Trailed at the half and won: Pittsburgh, 12/30/22
Trailed by 10 or more with less than four minutes to play and won: Duke, 2/8/20 (Duke trailed 77-64 with 3:55 to play, won 96-98 in OT)
Trailed by 10 or more with less than two minutes to play and won: Clemson, 1/11/20 (Clemson trailed 68-58 with 1:56 to play, won 76-79 in overtime)
Trailed by more than 15 and won: ^16 by Kansas, 4/4/22 in New Orleans (KU trailed 38-22, won 69-72)
Trailed by 20 or more and won: 24 at Florida State, 1/22/04 (FSU trailed 42-18 in first half, won 81-90 in overtime)
Trailed by 20 and took the lead: at Virginia Tech, 1/24/16 (UNC led 36-16; VT took a 59-61 lead but UNC won 75-70)
Trailed by 25 and forced overtime: ^UNC led Baylor, 67-42, with 10:09 to play; game went to overtime tied at 80 and UNC won, 93-86, 3/19/22 in Fort Worth, Texas
Led Carolina by 20 or more at halftime in Chapel Hill: 20 by Georgia Tech (27-47), 1/4/20
Led Carolina by 25 or more at halftime: 27 at Miami (22-49), 1/18/22
Led Carolina by 35 or more: 35 by Kentucky (63-98), 12/18/21 in Las Vegas
Led Carolina by more than 35: 36 at Duke (37-73), 3/6/10
Scored more than 15 straight: 17-0 run at Louisville, 2/22/20
Scored 19 straight: 19-0 run by Michigan, 11/28/19 in The Bahamas
Scored first 10 points: UNLV led 0-13, 11/30/20 in Asheville (UNC won, 78-51)

Scored first 14 points: *Miami led 0-14 in Brooklyn, 3/8/18 (UNC won, 82-65)
Outscored UNC by more than 20 in a half: 27 at Miami, 1/18/22 (22-49, 1st half)
Outscored UNC by more than 20 in a half in Chapel Hill: 23 by Ohio State, 12/4/19 (22-45, 2nd half)
30 fastbreak points: at Wake Forest, 1/22/22
Zero fastbreak points: Syracuse, 2/28/22
Committed 30 fouls: Kentucky, 12/19/20 in Cleveland
Played 50 minutes: 55:03 by Mark Sears, Alabama, 11/27/22 in Portland, Ore. (4 OT)

* ACC Tournament, ^ NCAA Tournament

2022-23 BOX SCORES: GAMES 5-8



North Carolina vs Portland 11/24/22 10:00 am at Portland, OR

5

North Carolina 89 • 5-0,0-0 ACC

#	Player	Total			3-Ptr			Rebounds			PF	TP	A	TO	Blk	Stl	Min
		FG-FGA	FG-FGA	FT-FTA	FG-FGA	FG-FGA	FT-FTA	Off	Def	Tot							
05	Armando Bacot	f	4-6	0-1	3-8	6	7	13	4	11	2	4	0	0	0	33	
32	Pete Nance	f	8-13	5-8	7-9	1	6	7	3	28	2	1	0	0	35		
01	Leaky Black	g	4-7	1-3	2-4	1	8	9	3	11	3	3	0	1	34		
02	Caleb Love	g	10-15	3-4	0-1	0	3	3	2	23	4	2	1	3	38		
04	RJ Davis	g	4-11	1-3	4-4	0	3	3	1	13	5	1	0	0	32		
00	Seth Trimble	g	0-0	0-0	0-0	0	0	0	1	0	1	1	0	0	5		
11	D'Marco Dunn	g	1-4	1-2	0-0	0	0	0	1	3	0	0	0	0	11		
14	Puff Johnson	g	0-1	0-0	0-0	0	0	0	0	0	0	0	0	0	9		
22	Justin McKoy	g	0-0	0-0	0-0	0	0	0	0	0	0	0	0	0	1		
24	Tyler Nickel	g	0-1	0-1	0-0	1	0	1	0	0	0	1	0	0	2		
Team						3	0	3									
Totals			31-58	11-22	16-26	12	27	39	15	89	17	13	1	4	200		

FG % 1st Half: 16-30 53.3% 2nd half: 15-28 53.6% Game: 31-58 53.4% Deadball Rebounds 6
 3FG % 1st Half: 6-13 46.2% 2nd half: 5-9 55.6% Game: 11-22 50.0%
 FT % 1st Half: 2-4 50.0% 2nd half: 14-22 63.6% Game: 16-26 61.5%

Portland 81 • 4-3,0-0 WCC

#	Player	Total			3-Ptr			Rebounds			PF	TP	A	TO	Blk	Stl	Min
		FG-FGA	FG-FGA	FT-FTA	FG-FGA	FG-FGA	FT-FTA	Off	Def	Tot							
01	Moses Wood	f	7-14	4-9	3-4	0	3	3	3	21	1	2	0	0	34		
12	Kristian Sjolund	f	3-6	2-5	1-1	0	1	1	1	9	1	0	1	0	16		
44	Joey St. Pierre	c	4-5	0-0	0-0	1	2	3	5	8	1	0	1	1	24		
02	Tyler Robertson	g	4-12	3-7	2-2	0	1	1	3	13	7	2	0	2	37		
11	Jack Perry	g	1-4	1-4	2-2	0	4	4	3	5	6	1	0	2	28		
03	Alden Applewhite	g	5-8	1-2	3-3	0	1	1	2	14	2	1	0	1	15		
04	Juan Sebastian Goros	g	1-6	1-5	0-0	0	1	1	3	3	2	1	0	1	18		
15	Chika Nduka	g	3-3	0-0	2-3	1	5	6	3	8	2	3	0	3	25		
23	Vasilije Vucinic	g	0-0	0-0	0-0	0	0	0	0	0	0	1	0	0	3		
Team						3	0	3									
Totals			28-58	12-32	13-15	5	18	23	23	81	22	12	1	10	200		

FG % 1st Half: 13-25 52.0% 2nd half: 15-33 45.5% Game: 28-58 48.3% Deadball Rebounds 0,1
 3FG % 1st Half: 7-16 43.8% 2nd half: 5-16 31.3% Game: 12-32 37.5%
 FT % 1st Half: 5-6 83.3% 2nd half: 8-9 88.9% Game: 13-15 86.7%

Officials: Scott Brown, Darron George, Earl Walton
 Technical fouls: North Carolina-None. Portland-None.
 Attendance: 2022-23 Men's Basketball. Round: 0. North Carolina vs Portland. Played at Moda

Score by periods	1st	2nd	Total
North Carolina	40	49	89
Portland	38	43	81

North Carolina vs Iowa St. 11/25/22 2:30 pm at Portland, OR

6

North Carolina 65 • 5-1,0-0 ACC

#	Player	Total			3-Ptr			Rebounds			PF	TP	A	TO	Blk	Stl	Min
		FG-FGA	FG-FGA	FT-FTA	FG-FGA	FG-FGA	FT-FTA	Off	Def	Tot							
05	Armando Bacot	f	5-6	0-0	3-5	3	6	9	4	13	2	5	2	1	37		
32	Pete Nance	f	3-6	1-3	2-4	1	7	8	3	9	3	2	0	1	31		
01	Leaky Black	g	2-4	0-0	2-2	3	2	5	2	6	2	1	0	1	31		
02	Caleb Love	g	4-14	1-7	3-4	0	0	0	2	12	3	3	0	1	37		
04	RJ Davis	g	5-14	1-7	4-4	1	2	3	3	15	1	2	0	1	32		
00	Seth Trimble	g	0-1	0-0	2-2	0	1	1	1	2	0	1	0	0	13		
11	D'Marco Dunn	g	1-1	0-0	0-0	0	0	0	2	2	0	0	0	0	7		
14	Puff Johnson	g	2-4	0-1	2-4	2	3	5	2	6	1	0	0	2	12		
Team						2	3	5									
Totals			22-50	3-18	18-25	12	24	36	19	65	12	14	2	7	200		

FG % 1st Half: 14-28 50.0% 2nd half: 8-22 36.4% Game: 22-50 44.0% Deadball Rebounds 4
 3FG % 1st Half: 2-10 20.0% 2nd half: 1-8 12.5% Game: 3-18 16.7%
 FT % 1st Half: 4-5 80.0% 2nd half: 14-20 70.0% Game: 18-25 72.0%

Iowa St. 70 • 5-0,0-0 Big 12

#	Player	Total			3-Ptr			Rebounds			PF	TP	A	TO	Blk	Stl	Min
		FG-FGA	FG-FGA	FT-FTA	FG-FGA	FG-FGA	FT-FTA	Off	Def	Tot							
05	Aljaz Kunc	f	0-3	0-2	0-0	2	4	6	3	0	1	0	0	0	33		
21	Osunniyi	c	0-1	0-0	2-2	1	3	4	3	2	2	0	0	0	15		
02	Caleb Grill	g	11-15	7-11	2-2	0	2	2	2	31	1	0	1	0	38		
03	Tamin Lipsey	g	1-3	0-0	0-0	1	0	1	2	2	6	2	0	1	28		
13	Jaren Holmes	g	8-17	2-4	4-6	0	4	4	4	22	3	2	0	2	29		
04	Demarion Watson	g	0-0	0-0	0-0	0	0	0	0	0	0	1	0	0	2		
12	Robert Jones	g	5-11	0-0	0-1	1	1	2	4	10	3	1	1	0	20		
22	Gabe Kalscheur	g	0-5	0-3	3-4	1	2	4	3	1	2	0	3	23			
24	Hason Ward	g	0-2	0-0	0-0	2	2	4	1	0	0	0	0	2	12		
Team						2	2	4									
Totals			25-57	9-20	11-15	10	19	29	23	70	17	10	2	8	200		

FG % 1st Half: 12-30 40.0% 2nd half: 13-27 48.1% Game: 25-57 43.9% Deadball Rebounds 2
 3FG % 1st Half: 6-13 46.2% 2nd half: 3-7 42.9% Game: 9-20 45.0%
 FT % 1st Half: 2-2 100.0% 2nd half: 9-13 69.2% Game: 11-15 73.3%

Officials: DG Nelson, Lee Cassell, Keith Kimble
 Technical fouls: North Carolina-None. Iowa St.-None.
 Attendance: 4431
 2022-23 Men's Basketball. Round: 0. Iowa St. vs North Carolina. Played at Vete

Score by periods	1st	2nd	Total
North Carolina	34	31	65
Iowa St.	32	38	70

North Carolina vs Alabama 11/27/22 12:30 pm at Portland, OR

7

North Carolina 101 • 5-2,0-0 ACC

#	Player	Total			3-Ptr			Rebounds			PF	TP	A	TO	Blk	Stl	Min
		FG-FGA	FG-FGA	FT-FTA	FG-FGA	FG-FGA	FT-FTA	Off	Def	Tot							
05	Armando Bacot	f	7-12	0-0	6-6	6	4	10	4	20	2	6	3	0	39		
32	Pete Nance	f	1-4	0-2	2-2	2	5	7	4	4	3	5	3	0	25		
01	Leaky Black	g	4-8	2-3	0-0	1	7	8	2	10	0	0	3	2	54		
02	Caleb Love	g	13-36	3-11	5-5	2	7	9	4	34	4	4	0	3	58		
04	RJ Davis	g	8-24	2-6	1-2	0	9	9	4	19	4	2	0	3	50		
00	Seth Trimble	g	0-0	0-0	0-1	0	1	1	0	0	0	0	0	0	7		
11	Dontrez Styles	g	0-0	0-0	0-0	0	0	0	0	0	0	0	0	0	2		
03	D'Marco Dunn	g	1-2	0-1	0-0	0	0	0	2	2	0	0	0	1	16		
14	Puff Johnson	g	4-5	0-0	2-2	2	3	5	3	10	2	1	1	3	48		
21	Will Shaver	g	0-0	0-0	2-2	0	0	0	0	2	0	0	0	0	0+		
22	Justin McKoy	g	0-0	0-0	0-0	0	0	0	0	0	0	0	0	0	1		
Team						4	1	5									
Totals			38-91	7-23	18-20	17	37	54	23	101	15	18	10	12	300		

FG % 1st Half: 11-28 39.3% 2nd half: 18-38 47.4% OT: 9-25 36.0% Game: 38-91 41.8% Deadball Rebounds 1
 3FG % 1st Half: 4-10 40.0% 2nd half: 2-7 28.6% OT: 1-6 16.7% Game: 7-23 30.4%
 FT % 1st Half: 8-9 88.9% 2nd half: 5-5 100.0% OT: 5-6 83.3% Game: 18-20 90.0%

Alabama 103 • 6-1,0-0 SEC

#	Player	Total			3-Ptr			Rebounds			PF	TP	A	TO	Blk	Stl	Min
		FG-FGA	FG-FGA	FT-FTA	FG-FGA	FG-FGA	FT-FTA	Off	Def	Tot							
15	Noah Clowney	f	0-2	0-1	1-2	0	3	3	0	1	0	0	1	0	3		
24	Brandon Miller	f	4-21	2-8	4-4	3	4	7	4	14	2	3	0	0	48		
14	Charles Bediako	c	7-9	0-0	0-2	8	8	16	4	14	2	1	3	2	44		
01	Mark Sears	g	8-13	7-11	1-2	1	4	5	0	24	5	5	0	1	55		
25	Nimari Burnett	g	1-3	0-1	1-2	0	1	1	4	3	1	1	1	0	14		
00	Jaden Bradley	g	4-7	0-0	2-5	1	2	3	1	10	2	3	0	0	28		
03	Rylan Griffen	g	1-2	1-1	0-0	0	1	1	2	3	0	0	0	0	16		
04	Noah Gurley	g	4-7	3-5	2-2	1	5	6	2	13	1	3	1	0	42		
05	Jahvon Quinerly	g	8-26	3-11	2-2	0	6	6	3	21	8	5	0	3	44		
23	Nick Pringle	g	0-0	0-0	0-0	0	1	1	2	0	0						

2022-23 BOX SCORES: GAMES 9-12



North Carolina vs Virginia Tech 12/04/22 3:00 pm at Blacksburg, VA

9

North Carolina 72 • 5-4,0-1 ACC

#	Player	F	Total			3-Ptr			Rebounds			PF	TP	A	TO	Blk	Stl	Min
			FG-FGA	FG-FGA	FT-FTA	Off	Def	Tot	Off	Def	Tot							
32	Pete Nance	f	6-13	1-3	5-6	1	9	10	2	18	0	4	0	0	0	0	37	
01	Leaky Black	g	1-3	0-1	0-0	0	1	1	3	2	1	0	2	0	0	25		
02	Caleb Love	g	5-10	2-5	6-9	0	3	3	3	18	2	3	1	1	1	31		
04	RJ Davis	g	6-11	0-4	6-7	0	4	4	4	18	1	2	1	2	2	36		
14	Puff Johnson	g	0-2	0-1	0-0	0	0	0	1	0	0	0	0	0	1	12		
00	Seth Trimble	g	3-3	0-0	0-0	1	2	3	1	6	1	0	1	1	1	22		
03	Dontrez Styles	g	0-3	0-2	0-0	1	0	1	1	0	0	1	0	0	0	9		
21	Will Shaver	g	0-0	0-0	0-0	0	0	0	1	0	0	0	0	0	0	1		
22	Justin McKoy	g	0-1	0-0	2-2	0	0	0	0	2	0	0	0	0	0	2		
24	Tyler Nickel	g	3-5	0-1	2-3	1	1	2	1	8	1	0	0	0	0	25		
Team						0	1	1										
Totals			24-51	3-17	21-27	4	21	25	17	72	6	10	5	5	200			

FG % 1st Half: 9-23 39.1% 2nd half: 15-28 53.6% Game: 24-51 47.1%
 3FG % 1st Half: 1-9 11.1% 2nd half: 2-8 25.0% Game: 3-17 17.6%
 FT % 1st Half: 8-12 66.7% 2nd half: 13-15 86.7% Game: 21-27 77.8%

Virginia Tech 80 • 8-1,1-0 ACC

#	Player	F	Total			3-Ptr			Rebounds			PF	TP	A	TO	Blk	Stl	Min
			FG-FGA	FG-FGA	FT-FTA	Off	Def	Tot	Off	Def	Tot							
21	Grant Basile	f	4-9	1-3	3-4	0	4	4	2	12	4	1	0	2	29			
25	Justyn Mutts	f	12-16	1-1	2-2	2	9	11	2	27	4	5	0	1	38			
00	Hunter Cattoor	g	5-7	3-4	0-1	0	3	3	3	13	1	0	0	0	29			
03	Sean Pedulla	g	5-14	1-5	3-4	0	4	4	4	14	4	2	0	0	36			
13	Darius Maddox	g	1-6	0-2	0-0	0	4	4	4	2	1	0	1	37				
02	MJ Collins	g	2-7	1-4	3-4	5	3	8	3	8	1	0	0	0	21			
15	Lynn Kidd	g	2-2	0-0	0-0	1	0	1	1	4	0	0	0	0	6			
34	Myljael Poteat	g	0-0	0-0	0-0	0	1	1	2	0	0	0	0	0	4			
Team						2	1	3										
Totals			31-61	7-19	11-15	10	29	39	21	80	16	10	0	4	200			

FG % 1st Half: 16-31 51.6% 2nd half: 15-30 50.0% Game: 31-61 50.8%
 3FG % 1st Half: 3-6 50.0% 2nd half: 4-13 30.8% Game: 7-19 36.8%
 FT % 1st Half: 2-5 40.0% 2nd half: 9-10 90.0% Game: 11-15 73.3%

Officials: Clarence Armstrong, Doug Simmons, Ted Valentine
 Technical fouls: North Carolina-None, Virginia Tech-None.
 Attendance: 8925
 2022-23 Men's Basketball. Round: 0. North Carolina vs Virginia Tech. Played at

Score by periods	1st	2nd	Total
North Carolina	27	45	72
Virginia Tech	37	43	80

Georgia Tech vs North Carolina 12/10/22 Smith Center, Chapel Hill

10

Georgia Tech - 59 • 6-4 (0-1)

#	Player	F	Total			3-Ptr			Rebounds			PF	TP	A	TO	Blk	Stl	Min
			FG-FGA	FG-FGA	FT-FTA	Off	Def	Tot	Off	Def	Tot							
4	Javon Franklin	F	0-1	0-0	0-0	0	0	0	1	0	1	0	0	0	0	0	06:26	
14	Jalon Moore	F	6-10	1-2	2-2	0	5	5	4	15	1	2	1	2	28:05			
3	Dallon "Deebo" Coleman	G	4-7	3-5	2-2	0	1	1	1	13	0	1	1	0	29:24			
5	Deivon Smith	G	0-5	0-2	0-0	0	4	4	0	0	3	0	1	1	22:52			
13	Miles Kelly	G	6-12	3-8	0-0	0	4	4	2	15	0	2	0	3	32:58			
0	Lance Terry	G	3-8	2-6	1-2	0	2	2	2	9	1	0	1	0	24:32			
23	Jordan Meka	G	0-0	0-0	0-0	0	1	1	4	0	0	0	1	1	08:09			
1	Kyle Sturdivant	G	0-6	0-3	1-2	0	2	2	0	1	3	1	0	0	15:51			
24	Rodney Howard	G	3-3	0-0	0-0	1	1	2	4	6	1	4	0	0	25:25			
11	Tristan Maxwell	G	0-2	0-0	0-0	0	1	1	2	0	0	0	0	1	06:18			
Team						0	0	0										
Totals			22-54	9-26	6-8	1	21	22	20	59	10	11	5	8	200:00			

FG % 1st: 10-30 33.3% 2nd: 12-24 50.0% Game: 22-54 40.7%
 3PT % 1st: 5-16 31.3% 2nd: 4-10 40.0% Game: 9-26 34.6%
 FT % 1st: 1-2 50.0% 2nd: 5-6 83.3% Game: 6-8 75.0%

North Carolina - 75 • 6-4 (1-1)

#	Player	F	Total			3-Ptr			Rebounds			PF	TP	A	TO	Blk	Stl	Min
			FG-FGA	FG-FGA	FT-FTA	Off	Def	Tot	Off	Def	Tot							
5	Armando Bacot	F	8-16	0-1	5-9	7	6	13	1	21	1	0	1	0	33:44			
32	Pete Nance	F	3-4	1-2	4-4	0	6	6	2	11	2	1	0	0	30:33			
1	Leaky Black	G	0-4	0-1	1-2	1	4	5	2	1	1	1	0	3	35:00			
2	Caleb Love	G	4-12	1-6	1-1	0	3	3	0	10	5	4	0	0	31:16			
4	RJ Davis	G	8-13	1-2	5-6	2	8	10	3	22	3	4	0	1	34:39			
0	Seth Trimble	G	1-5	0-1	2-2	0	2	2	1	4	3	0	0	1	14:51			
14	Puff Johnson	G	1-1	0-0	0-0	1	1	2	2	2	0	1	0	0	12:17			
24	Tyler Nickel	G	1-1	0-0	0-0	0	0	0	0	2	0	0	0	0	05:18			
13	Jalen Washington	G	1-1	0-0	0-0	0	0	0	0	2	0	0	0	0	02:22			
Team						1	1	2										
Totals			27-57	3-13	18-24	12	31	43	11	75	15	11	1	5	200:00			

FG % 1st: 14-31 45.2% 2nd: 13-26 50.0% Game: 27-57 47.4%
 3PT % 1st: 2-6 33.3% 2nd: 1-7 14.3% Game: 3-13 23.1%
 FT % 1st: 9-11 81.8% 2nd: 9-13 69.2% Game: 18-24 75.0%

Officials: Roger Ayers, Bert Smith, Kipp Kisinger
 Technical fouls: Georgia Tech - NONE North Carolina - NONE
 Attendance: 19410

Score by periods	1st	2nd	Total
Georgia Tech	26	33	59
North Carolina	39	36	75

	In	Off	2nd	Fast
Points	Paint	T/O	Chance	Break
GT	22	13	0	3
UNC	36	13	7	17

Last FG - GT 2nd-1:44, UNC 2nd - 0:49.
 Largest lead - GT by 11 - 18:21, UNC by 20 2nd - 2:22
 GT led for 0:32, UNC led for 37:00. Game was tied for 02:28.

The Citadel vs North Carolina 12/13/22 Smith Center, Chapel Hill

11

The Citadel - 67 • 5-5

#	Player	F	Total			3-Ptr			Rebounds			PF	TP	A	TO	Blk	Stl	Min
			FG-FGA	FG-FGA	FT-FTA	Off	Def	Tot	Off	Def	Tot							
0	Jackson Price	F	6-12	3-5	0-2	2	4	6	2	15	0	1	0	0	23:51			
4	Ellehan Clark	F	7-16	0-1	1-2	2	3	5	2	15	3	6	2	2	33:59			
1	Stijp Morgan	G	3-9	1-6	0-0	0	1	1	1	7	1	0	0	1	30:27			
10	Austin Ash	G	3-11	2-7	0-0	1	5	6	1	8	3	1	0	2	34:12			
11	Madison Durr	G	2-6	0-1	0-1	0	1	1	4	4	2	3	0	0	23:51			
14	Brady Spence	G	3-4	0-0	0-0	1	2	3	1	6	0	0	0	0	09:59			
23	Tony Carpio	G	0-0	0-0	0-0	0	0	1	0	0	0	0	0	0	02:49			
5	David Waynard	G	1-2	1-1	0-0	0	3	3	2	0	0	0	0	0	13:58			
12	Colby McAllister	G	0-3	0-2	0-0	0	0	0	1	0	1	0	0	0	09:35			
2	AJ Smith	G	4-7	1-2	0-0	1	1	2	3	9	0	1	0	1	10:50			
32	Bailey Conrad	G	0-2	0-2	0-0	0	1	1	0	0	0	0	0	0	05:35			
33	John-Michael Hughes	G	0-0	0-0	0-0	0	0	0	0	0	0	0	0	0	00:54			
Team						1	1	2										
Totals			29-72	8-27	1-5	9	22	31	18	67	12	12	2	7	200:00			

FG % 1st: 14-34 41.2% 2nd: 15-30 50.0% Game: 29-72 40.3%
 3PT % 1st: 5-13 38.5% 2nd: 3-14 21.4% Game: 8-27 29.6%
 FT % 1st: 0-0 0.0% 2nd: 1-5 20.0% Game: 1-5 20.0%

North Carolina - 100 • 7-4

#	Player	F	Total			3-Ptr			Rebounds			PF	TP	A	TO	Blk	Stl	Min
			FG-FGA	FG-FGA	FT-FTA	Off	Def	Tot	Off	Def	Tot							
5	Armando Bacot	F	5-9	0-0	4-6	6	5	11	1	14	2	3	2	0	26:07			
32	Pete Nance	F	5-8	3-4	3-4	1	6	7	2	16	1	2	1	1	21:49			
1	Leaky Black	G	1-2	0-0	3-4	1	2	3	2	5	2	2	0	1	13:40			
2	Caleb Love	G	6-10	4-6	1-1	1	2	3	1	17	6	0	0	0	29:21			
4	RJ Davis	G	2-6	2-4	0-0	0	2	2	6	3	1	0	0	0				

2022-23 BOX SCORES: GAMES 13-16



Michigan vs North Carolina 12/21/22 7:00 pm at Charlotte, NC

13

Michigan 76 • 7-4,1-0 Big Ten

#	Player	Total		3-Ptr		FT-FTA		Rebounds			PF	TP	A	TO	Blk	Stl	Min
		FG-FGA	FG-FGA	FG-FGA	FT-FTA	Off	Def	Tot									
05	Terrance Williams II	f	2-9	2-6	2-2	1	10	11	3	8	1	1	0	0	0	33	
01	Hunter Dickinson	c	3-9	0-0	3-4	4	4	8	5	9	0	3	1	1	27		
00	Dug McDaniel	g	3-10	0-3	1-2	0	2	2	2	7	5	2	0	2	33		
02	Kobe Bufkin	g	7-10	2-3	6-7	0	3	3	5	22	1	0	0	0	32		
13	Jett Howard	g	6-12	3-7	2-3	1	2	3	3	17	2	2	1	2	33		
15	Joey Baker		3-5	2-3	1-2	0	3	3	0	9	0	0	0	0	19		
25	Jace Howard		0-1	0-1	0-0	0	0	0	1	0	0	0	0	0	5		
32	Tarris Reed Jr.		2-6	0-0	0-1	3	4	7	3	4	0	2	3	1	14		
42	Will Tschetter		0-0	0-0	0-0	0	0	0	0	0	0	0	0	0	4		
	Team					1	0	1									
	Totals		26-62	9-23	15-21	10	28	38	22	76	9	10	5	6	200		

FG % 1st Half: 13-32 40.6% 2nd half: 13-30 43.3% Game: 26-62 41.9%
 3FG % 1st Half: 2-8 25.0% 2nd half: 7-15 46.7% Game: 9-23 39.1%
 FT % 1st Half: 6-8 75.0% 2nd half: 9-13 69.2% Game: 15-21 71.4%

North Carolina 80 • 9-4,1-1 ACC

#	Player	Total		3-Ptr		FT-FTA		Rebounds			PF	TP	A	TO	Blk	Stl	Min
		FG-FGA	FG-FGA	FG-FGA	FT-FTA	Off	Def	Tot									
05	Armando Bacot	f	11-15	0-0	4-7	0	5	5	4	26	0	0	0	0	0	32	
32	Pete Nance	f	1-4	0-2	1-1	0	6	6	3	3	2	2	0	0	0	29	
01	Leaky Black	g	4-7	1-3	0-2	4	6	10	3	9	2	1	1	1	26		
02	Caleb Love	g	6-13	1-5	5-7	0	5	5	1	18	4	5	0	2	35		
00	RJ Davis	g	6-15	4-8	3-4	1	5	6	2	19	5	2	0	1	38		
00	Seth Trimble	g	0-1	0-1	1-2	0	0	0	2	1	0	1	0	0	18		
13	Jalen Washington	g	0-0	0-0	1-2	0	1	1	1	1	0	0	0	0	1		
14	Puff Johnson	g	1-3	1-1	0-2	2	4	6	3	3	0	0	0	1	20		
24	Tyler Nickel	g	0-0	0-0	0-0	0	0	0	0	0	0	0	0	0	1		
	Team					1	0	1									
	Totals		29-58	7-20	15-27	8	32	40	19	80	13	12	1	6	200		

FG % 1st Half: 15-32 46.9% 2nd half: 14-26 53.8% Game: 29-58 50.0%
 3FG % 1st Half: 6-12 50.0% 2nd half: 1-8 12.5% Game: 7-20 35.0%
 FT % 1st Half: 5-12 41.7% 2nd half: 10-15 66.7% Game: 15-27 55.6%

Officials: Clarence Armstrong, Paul Szec, Doug Simons
 Technical fouls: Michigan-Hunter Dickinson; Dug McDaniel. North Carolina-Armando Bacot; Caleb Love.
 Attendance: 2022-23 Men's Basketball. Round: 0. Michigan vs North Carolina. Played at Spec

Score by periods	1st	2nd	Total
Michigan	34	42	76
North Carolina	41	39	80

North Carolina vs Pittsburgh 12/30/22 12:00 pm at Pittsburgh, PA

14

North Carolina 74 • 9-5,1-2 ACC

#	Player	Total		3-Ptr		FT-FTA		Rebounds			PF	TP	A	TO	Blk	Stl	Min
		FG-FGA	FG-FGA	FG-FGA	FT-FTA	Off	Def	Tot									
05	Armando Bacot	f	8-14	0-1	6-7	5	8	13	1	22	3	4	2	0	37		
32	Pete Nance	f	4-8	2-5	0-2	0	5	5	2	10	2	2	2	0	30		
01	Leaky Black	g	2-9	1-4	4-4	2	7	9	2	9	3	1	0	3	30		
02	Caleb Love	g	3-9	1-3	0-0	0	2	2	2	7	1	1	0	1	35		
04	RJ Davis	g	4-11	1-5	7-8	0	5	5	4	16	3	2	0	0	35		
00	Seth Trimble	g	0-0	0-0	0-0	0	0	0	0	0	1	0	0	0	5		
11	D'Marco Dunn	g	2-4	1-3	0-0	0	1	1	2	5	1	0	1	1	20		
14	Puff Johnson	g	1-2	1-1	0-0	0	0	0	3	3	0	0	0	0	2		
24	Tyler Nickel	g	1-1	0-0	0-0	0	1	1	2	0	1	0	0	0	6		
	Team					1	1	2									
	Totals		25-58	7-22	17-21	8	30	38	16	74	14	11	5	5	200		

FG % 1st Half: 16-31 51.6% 2nd half: 9-27 33.3% Game: 25-58 43.1%
 3FG % 1st Half: 6-13 46.2% 2nd half: 1-9 11.1% Game: 7-22 31.8%
 FT % 1st Half: 2-2 100.0% 2nd half: 15-19 78.9% Game: 17-21 81.0%

Pittsburgh 76 • 10-4,3-0 ACC

#	Player	Total		3-Ptr		FT-FTA		Rebounds			PF	TP	A	TO	Blk	Stl	Min
		FG-FGA	FG-FGA	FG-FGA	FT-FTA	Off	Def	Tot									
02	Blake Hinson	f	4-14	3-10	5-7	2	4	6	4	16	1	1	0	0	37		
33	Federiko Federiko	c	2-7	0-0	0-0	1	6	7	3	4	2	1	4	1	34		
00	Nelly Cummings	g	4-9	1-5	0-0	1	2	3	3	9	7	1	0	2	36		
03	Greg Elliott	g	2-8	1-5	2-2	0	1	1	0	7	0	0	0	1	27		
11	Jamarius Burton	g	14-17	0-1	3-5	0	6	6	2	31	1	5	0	0	33		
22	Nike Sibande	g	2-6	0-3	3-3	0	3	3	1	7	3	0	0	1	24		
25	Guillermo Diaz Graha	g	1-1	0-0	0-0	1	1	2	1	2	0	0	0	0	4		
31	Joelle Diaz Graham	g	0-1	0-1	0-0	0	2	2	0	0	0	0	0	0	5		
	Team					2	1	3									
	Totals		29-63	5-25	13-17	7	26	33	14	76	14	8	4	5	200		

FG % 1st Half: 13-31 41.9% 2nd half: 16-32 50.0% Game: 29-63 46.0%
 3FG % 1st Half: 2-13 15.4% 2nd half: 3-12 25.0% Game: 5-25 20.0%
 FT % 1st Half: 6-7 85.7% 2nd half: 7-10 70.0% Game: 13-17 76.5%

Officials: Tommy Morrissey, A.J. Desai, Bert Smith
 Technical fouls: North Carolina-None. Pittsburgh-Nike Sibande.
 Attendance: 10215
 2022-23 Men's Basketball. Round: 0. North Carolina vs Pittsburgh. Played at Pe

Score by periods	1st	2nd	Total
North Carolina	40	34	74
Pittsburgh	34	42	76

Wake Forest vs North Carolina

01/04/23 Smith Center, Chapel Hill

15

Wake Forest - 79 • 10-5 (2-2)

#	Player	Total		3-Ptr		FT-FTA		Rebounds			PF	TP	A	TO	Blk	Stl	Min
		FG-FGA	FG-FGA	FG-FGA	FT-FTA	Off	Def	Tot									
11	Andrew Carr	F	7-11	2-4	0-2	3	6	9	2	16	5	3	0	0	35:09		
33	Matthew Marsh	C	3-4	0-0	0-2	1	2	3	6	0	2	0	0	0	24:12		
1	Tyree Appleby	G	5-15	3-5	3-6	0	4	4	3	16	9	2	0	2	37:30		
2	Cameron Hildreth	G	0-3	0-0	2-2	0	1	1	3	2	1	3	0	0	20:13		
30	Damari Monsanto	G	6-11	3-8	2-2	0	7	7	2	17	1	4	0	3	28:47		
4	Daivien Williamson	G	4-7	2-3	2-2	0	2	2	1	12	0	0	0	1	29:39		
20	Davion Bradford	G	2-2	0-0	0-0	0	0	0	2	4	0	0	0	0	12:03		
34	Bobl Klinton	G	1-4	0-1	4-4	3	3	3	2	6	0	1	0	1	12:28		
	Team					3	1	4									
	Totals		28-57	10-21	13-20	10	23	33	18	79	16	15	0	7	200:00		

FG % 1st: 12-28 42.9% 2nd: 16-29 55.2% Game: 28-57 49.1%
 3PT % 1st: 5-12 41.7% 2nd: 5-9 55.6% Game: 10-21 47.6%
 FT % 1st: 9-12 75.0% 2nd: 4-8 50.0% Game: 13-20 65.0%

North Carolina - 88 • 10-5 (2-2)

#	Player	Total		3-Ptr		FT-FTA		Rebounds			PF	TP	A	TO	Blk	Stl	Min
		FG-FGA	FG-FGA	FG-FGA	FT-FTA	Off	Def	Tot									
5	Armando Bacot	F	7-11	0-0	7-10	2	7	9	2	21	5	0	1	2	38:24		
32	Pete Nance	F	0-0	0-0	0-0	0	0	0	1	0	0	0	0	0	01:56		
1	Leaky Black	G	6-8	3-5	3-4	2	2	4	2	18	1	3	0	3	33:48		
2	Caleb Love	G	3-15	1-7	0-0	1	3	4	3	7	2	4	0	1	37:37		
4	RJ Davis	G	9-14	5-8	4-4	0	4	4	2	27	4	0	0	3	37:30		
13	Jalen Washington	g	1-3	0-1	0-0	1	1	2	3	2	0	0	0	0	04:18		
22	Justin McKoy	g	0-1	0-1	2-2	0	2	2	1	2	0	0	2	0	17:00		
0	Seth Trimble	g	4-4	0-0	3-4	1	1	2	3	11	0	1	2	0	21:49		
14	Puff Johnson	g	0-1	0-1	0-0	0	0	0	0	0	0	0	0	0	04:21		
11	D'Marco Dunn	g	0-1	0-1	0-0	0	1	1	1	0	0	1	0	0	03:18		
	Team					0	0	0									
	Totals		30-58	9-24	19-24	7	21	28	18	88	12	9	5	9	200:00		

FG % 1st: 12-28 42.9% 2nd: 16-30 53.3% Game: 30-58 51.7%
 3PT % 1st: 4-14 28.6% 2nd: 5-10 50.0% Game: 9-24 37.5%
 FT % 1st: 9-12 75.0% 2nd: 10-12 83.3% Game: 19-24 79.2%

Officials: Jeffrey Anderson, John Gaffney, Pat Driscoll
 Technical fouls: Wake Forest - NONE North Carolina - NONE
 Attendance: 19031

CAROLINA: BY THE NUMBERS



- 1 Carolina has been ranked **No. 1 in the final Associated Press poll** six times, the fourth most in college basketball history (1957, 1982, 1984, 1994, 1998 and 2008).
- 1 **First overall selection** in NBA Drafts (James Worthy 1982 and Brad Daugherty 1986).
- 1 Marvin Williams was the first player to leave college after his freshman season, play in the NBA and **return to college to earn his degree**.
- 2 Hubert Davis is the second individual to **play in a Final Four and be the head coach of the same school in the Final Four** (Dick Harp of Kansas is the other; Harp was also an administrative assistant to Dean Smith when Davis was a freshman at UNC in 1988-89).
- 2 Danny Green and LeBron James are the only two players in NBA history to **start for three different teams that won NBA championships** (Green in 2014 San Antonio, 2019 Toronto and 2020 Los Angeles Lakers).
- 2.3 **Average ACC regular-season finish**, best all-time.
- 3 **Bob Cousy Award** winners (Raymond Felton 2005, Ty Lawson 2008, Kendall Marshall 2012). UNC is the only school with three.
- 3 & 5 Roy Williams won the **third-most games by a Division I coach** in NCAA history (903). Dean Smith is fifth (879).
- 4 Tar Heel players with **NCAA and NBA championships** (James Worthy, Michael Jordan, Danny Green, Justin Jackson).
- 4 **Hubert Davis** is the fourth former Carolina player to be head coach of the Tar Heels (Reynolds Cuthbertson, Monk McDonald, Matt Doherty and Davis).
- 4 Tyler Hansbrough is the only player in ACC history to earn **first-team All-America honors four times**.
- 4 **NBA Draft Lottery** picks in 2005. Carolina was the first school to have four Lottery picks in the same draft.
- 4 Luke Maye, Marcus Paige, Tyler Zeller and Henrik Rodl won **Academic All-ACC honors four times** among the 63 occasions Tar Heels have earned that distinction.
- 5 **Most Outstanding Players in the Final Four** (James Worthy in 1982, Donald Williams in 1993, Sean May in 2005, Wayne Ellington in 2009, Joel Berry II in 2017).
- 5 **NBA Rookies of the Year** (Bob McAdoo, Walter Davis, Phil Ford, Michael Jordan, Vince Carter).
- 6 Tyler Zeller (2011, 2012), Marcus Paige (2015, 2016) and Luke Maye (2018, 2019) have won six **Skip Prosser Awards**, given to the ACC's top scholar-athlete.
- 6 **National Coaches of the Year** (Frank McGuire in 1957, Dean Smith four times, Bill Guthridge in 1998, Matt Doherty in 2001, Roy Williams five times, Hubert Davis 2022).
- 7 **National Championships** (NCAA Tournament titles won in 1957, 1982, 1993, 2005, 2009 and 2017 and the 1924 team that was selected by the Helms Foundation)
- 7 Carolina is 7-0 in games matching the **No. 1 vs. No. 2** teams in the Associated Press poll (most recent, 2005 NCAA final when No. 2 UNC beat No. 1 Illinois).
- 7 James Worthy is one of seven to win **Final Four & NBA Finals MVP honors** w/ Kareem Abdul-Jabbar, Wilt Chamberlain, Magic Johnson, Hakeem Olajuwon, Isiah Thomas and Bill Walton.
- 8 **Retired jerseys/number**: 10 Lennie Rosenbluth, 12 Phil Ford, 20 George Glamack, 23 Michael Jordan, 33 Antawn Jamison, 50 Tyler Hansbrough, 52 James Worthy and Jack Cobb (no number).
- 8 **ACC Player-of-the-Week** awards won by Tyler Hansbrough in 2007-08, most in a season in league history.
- 8 Ty Lawson set the **NCAA championship game record** with eight steals in 2009 vs. Michigan State.
- 9 **NCAA Tournament wins over No. 1 seeds** (including Baylor in 2022), which ties the all-time NCAA Tournament record.
- 9 **ACC Rookies of the Year** (Sam Perkins 1981, Michael Jordan 1982, J.R. Reid 1987, Ed Cota 1997, Joseph Forte 2000, Marvin Williams 2005, Tyler Hansbrough 2006, Brandan Wright 2007, Harrison Barnes 2011)
- 9 **Nine consecutive decades** with at least one appearance in the Final Four (1940s through 2020s) and championship game.
- 10 Seasons ranked **No. 1 in the Associated Press preseason poll**, including 2022-23. That is the most preseason No. 1 rankings all-time.
- 10 **Gold medals** won by Tar Heels in the Summer Olympics, more than any other school.
- 10 **First-team Academic All-Americans**, including Tyler Zeller in 2011 and 2012, when he was the National Academic All-America of the Year, and Marcus Paige in 2016. That's the sixth-most in college basketball history.
- 10 School records (assists, free throw shooting and three-point shooting) held by current assistant coach **Jeff Lebo** when he concluded his Tar Heel playing career in 1989.
- 11 **Final Fours** by Dean Smith, third most all-time.
- 12 **Naismith Basketball Hall of Famers** (Ben Carnevale, Frank McGuire, Larry Brown, Dean Smith, Billy Cunningham, Bob McAdoo, James Worthy, Roy Williams, Michael Jordan, Charlie Scott, Bobby Jones and George Karl).
- 12 **NCAA championship games**, second most all-time.
- 12 **ACC Player of the Week** honors won by Antawn Jamison, which equals the ACC record.
- 13 **National Players of the Year** (Jack Cobb 1926, George Glamack 1940 and 1941, Lennie Rosenbluth 1957, Phil Ford 1978, James Worthy 1982, Michael Jordan 1983 and 1984, Kenny Smith 1987, Jerry Stackhouse 1995, Antawn Jamison 1998, Sean May 2005, Tyler Hansbrough 2008).
- 14 Tar Heels have played in the **Summer Olympics**, including Michael Jordan, who won gold medals in 1984 and 1992.
- 14 **Wins over the No. 1** team in the Associated Press poll, most in college basketball history.
- 15 **ACC Players of the Year** (Lennie Rosenbluth 1957, Pete Brennan 1958, Lee Shaffer 1960, Billy Cunningham 1965, Larry Miller 1967 and 1968, Mitch Kupchak 1976, Phil Ford 1978, Michael Jordan 1984, Antawn Jamison 1998, Joseph Forte 2001, Tyler Hansbrough 2008, Ty Lawson 2009, Tyler Zeller 2012, Justin Jackson 2017).
- 17 **NCAA Tournament No. 1 seeds**, more than any school in college basketball (1979, 1982, 1984, 1987, 1991, 1993, 1994, 1997, 1998, 2005, 2007, 2008, 2009, 2012, 2016, 2017, 2019).

- 17 **Record number of regular-season ACC titles** won by Dean Smith.
- 18 **ACC Tournament championships**, second most in ACC history.
- 20 Joel Berry II became the first player since UCLA's Bill Walton (in 1972 and 1973) to **score 20 points in consecutive NCAA title games** (20 vs. Villanova in 2016 and 22 vs. Gonzaga in 2017).
- 21 **Final Fours**, most all-time (1946, 1957, 1967, 1968, 1969, 1972, 1977, 1981, 1982, 1991, 1993, 1995, 1997, 1998, 2000, 2005, 2008, 2009, 2016, 2017, 2022).
- 21 Carolina's halftime lead over Michigan State in the 2009 NCAA title game, the **largest halftime margin in NCAA finals** history.
- 22 **NBA-record seasons played** by Vince Carter.
- 23 **Michael Jordan**: six-time NBA champion and NBA Finals MVP, five-time MVP, ESPN's Greatest Athlete of the 20th Century
- 24 **AP poll finishes in the top five**, second most all-time.
- 25 Carolina has **won 25** or more games an NCAA-record 39 times.
- 25 Donald Williams is the last to score **25 points in the national semifinal (1993 vs. Kansas) and championship** game (vs. Michigan).
- 27 **Consensus first-team All-America** seasons, the second most in college basketball history (most recent Justin Jackson in 2017).
- 30 **Sweet 16s**, most in NCAA history (NCAA began calling the regional semifinals Sweet 16s in 1975; UNC has played in 37 regional semifinals, including 2022).
- 31 **Armando Bacot's double-doubles** in 2021-22, an ACC record which tied Navy's David Robinson NCAA single-season record.
- 32 **ACC regular-season championships**, 12 more than any other school.
- 32 The 1956-57 Tar Heels went 32-0 to win the first of UNC's six NCAA championships. The 32 wins ties the **NCAA record for wins in a perfect season** (with Indiana 1975-76).
- 34 Cole Anthony's points in his 2019-20 debut vs. Notre Dame, the **ACC scoring record for a player's first collegiate game**.
- 34 Bill Guthridge, in his first season as head coach after 30 as an assistant to Dean Smith, won 34 games in 1997-98, the **NCAA record for wins by a first-year head coach**.
- 35 **ACC Tournament championship game** appearances, most all-time (35 finals in 68 ACC Tournaments).
- 35 **Consecutive post-season appearances** from 1967-2001, most all-time.
- 36 **NBA championships** won by 18 former Tar Heel players (24 more than any other ACC school).
- 38 **AP poll finishes in the top 10**, second most all-time.
- 39 Tar Heels have earned **first-team All-America** honors 63 times.
- 39 **Regular-season conference championships** (32 ACC, seven Southern), third most all-time.
- 39 Al Wood's points vs. Virginia in 1981 Final Four, the **NCAA record for the national semifinals**.
- 40 **Consecutive double-doubles** by Billy Cunningham, the ACC record and second-longest streak in college basketball history.
- 51 **Seasons ranked in the final AP poll**, second most all-time.
- 52 **NCAA Tournament appearances**, second most all-time.
- 53 **Jerseys of former players that hang in the rafters** of the Dean E. Smith Center. That includes eight players whose jerseys/numbers are retired and 45 that are honored (number may be worn again).
- 54 **First-round NBA Draft picks**, second most all-time.
- 59 **Consecutive home wins** over Clemson before a loss, the longest streak in college basketball history.
- 63.7 Brendan Haywood's **career field goal percentage**, the ACC record.
- 65 UNC record number of **games with 10 or more rebounds** by Armando Bacot.
- 72.8 **NCAA Tournament winning percentage**, second highest all-time.
- 73.4 **Winning percentage**, second highest all-time.
- 79 **First-team All-ACC** selections by 52 Tar Heels. The 79 first-team honors are the most in ACC history.
- 79 **NCAA Tournament wins for Roy Williams**, second-most in college basketball history. Dean Smith is third with 65.
- 81 **1,000-point scorers**, most in college basketball history.
- 84.2 **Home court winning percentage** (1,033-194 all-time home record).
- 105 **ACC Tournament wins**, second most all-time.
- 113 **Weeks ranked No. 1** in the AP poll, the fourth-most all-time.
- 123 **Wins in games played** by Danny Green from 2005-09, most by a Tar Heel.
- 131 **NCAA Tournament wins**, the most in college basketball history. Only four other programs have played in more NCAA Tournament games than UNC has won.
- 133 **Double-figure scoring games** by Tyler Hansbrough, the all-time ACC record
- 152 **ACC record for games** played by Deon Thompson from 2006-10.
- 178 **NCAA Tournament games**, second most all-time.
- 179 Tar Heel **players in the Final Four**, more than any other school in NCAA history.
- 511 Rebounds by **Armando Bacot** in 2021-22, the UNC record and fourth-most in ACC history (most in a season since 1956).
- 733 **ACC regular-season wins**, No. 1 all-time.
- 879 Wins as Carolina's head coach by **Dean Smith**, which set the NCAA record in 1997 and stands as the fifth-most by a Division I coach today.
- 903 **Roy Williams' all-time wins**. He passed Bob Knight on 3/11/21 for the third-most by a Division I coach in college basketball history.
- 936 **Weeks in the AP poll**, second most in college basketball history.
- 982 **NCAA record free throws** made by Tyler Hansbrough.
- 1,000 Ed Cota is the **only player in college basketball history** with 1,000 points, 1,000 assists and 500 rebounds.
- 1976 USA won **Olympic gold in Montreal** in 1976 led by Dean Smith, Bill Guthridge and Tar Heel players – Walter Davis, Phil Ford, Mitch Kupchak and Tommy LaGarde.
- 2,334 **Wins**, the third most in college basketball history.
- 2,872 Tyler Hansbrough's **career scoring total, the ACC record**.

SINGLE-GAME UNC RECORDS



CATEGORY	ALL-TIME	ACC (REGULAR SEASON OR TOURNAMENT)	SMITH CENTER
Field Goals	57 vs. Manhattan 12/27/1985 in Miami	51 vs. Virginia 2/6/1968	53 vs. VMI 12/17/1994
Field Goal Attempts	102 vs. Clemson 12/4/1954	102 vs. Clemson 12/4/1954	90 vs. Wake Forest 12/20/2003 (3 OT)
FG Percentage	.790 vs. Loyola Marymount 3/19/1988 (49x62) in Salt Lake City	.767 at Virginia 1/7/1978 (33x43)	.754 vs. Old Dominion 12/1/1992 (43x57)
FG Pct. in a Half	.941 at Virginia, 2nd half 1/7/1978	.941 at Virginia, 2nd half 1/7/1978 (16x17)	.857 vs. Old Dominion, 2nd half 12/1/1992 (24x28)
3-Point Field Goals	17 vs. Florida State 1/25/1995	17 vs. Florida State 1/25/1995	17 vs. Florida State 1/25/1995
3-Point Attempts	36 vs. Syracuse 2/28/2022 (OT)	36 vs. Syracuse 2/28/22 (OT)	36 vs. Syracuse 2/28/22 (OT)
3-Point Pct. (min. 5 made)	.889 vs. Stetson 12/3/1986 (8x9)	.857 at Virginia 1/14/1987 (6x7)	.889 vs. Stetson 12/3/1986 (8x9)
3-Point Pct. (min. 10 made)	.800 at Duke 3/5/1983 (12x15)	.800 at Duke 3/5/1983 (12x15)	.733 vs. Wake Forest 2/22/2014 (11x15)
3-Point Pct. (min. 10 att.)	.800 at Duke 3/5/1983 (12x15)	.800 at Duke 3/5/1983 (12x15)	.733 vs. Wake Forest 2/22/2014 (11x15)
3-Point Pct. (min. 20 att.)	.727 vs. Western Carolina 12/6/2017 (16x22)	.680 vs. Florida State 1/25/1995 (17x25)	.727 vs. Western Carolina 12/6/2017 (16x22)
Free Throws Made	43 vs. South Carolina 12/5/1959 43 at NC State 1/15/1957	43 vs. South Carolina 12/5/1959 43 at NC State 1/15/1957	41 vs. Clemson 1/28/1998
Free Throw Attempts	59 vs. Clemson 1/28/1998 59 at Clemson 1/14/1956	59 vs. Clemson 1/28/1998 59 at Clemson 1/14/1956	59 vs. Clemson 1/28/1998
Free Throw Pct. (min. 10 att.)	1.000 vs. Duke 3/7/2015 (13x13) 1.000 vs. LSU 2/10/1985 (13x13)	1.000 vs. Duke 3/7/2015 (13x13)	1.000 vs. Duke 3/7/2015 (13x13)
Free Throw Pct. (min. 20 att.)	.964 vs. Niagara 12/30/78 (27x28) in Rochester	*.958 vs. NC State 3/11/2007 (23x24) in Tampa	.950 vs. Maryland 2/10/2001 (19x20)
Free Throw Pct. (min. 30 att.)	.919 vs. Syracuse 2/26/2019 (34x37)	.919 vs. Syracuse 2/26/2019 (34x37)	.919 vs. Syracuse 2/26/2019 (34x37)
Offensive Rebs.(since 1986-87)	32 at Pittsburgh 12/20/1993	28 vs. Boston College 1/4/2009	28 vs. Boston College 1/4/2009
Defensive Rebs. (since 1986-87)	47 vs. Loyola Marymount ^3/19/1988 in Salt Lake City, Utah	41 vs. Virginia 1/21/1999	41 vs. Virginia 1/21/1999
Total Rebounds	78 vs. Furman 12/4/1956	74 vs. Clemson 2/16/1968 in Charlotte	72 vs. Nicholls 12/19/2011
Assists (since 1968-69)	41 vs. Manhattan 12/27/85 in Miami 41 vs. Rice 12/2/1971	33 vs. Virginia 2/23/1974	37 vs. VMI 12/17/1994
Turnovers	39 at Indiana 12/12/1964	34 at NC State 2/15/1966	29 vs. Miami 12/4/2000
Fewest Turnovers (since 1981-82)	2 vs. Duke 2/8/2018 ^2 vs. Fairfield 3/13/1997 in Winston-Salem	2 vs. Duke 2/8/2018	2 vs. Duke 2/8/2018
Blocked Shots (since 1975-76)	18 vs. Stanford 12/20/1985	15 at Duke 3/8/2008	15 vs. Northern Kentucky 12/27/2013
Steals	23 at Tulane 2/14/1976	21 vs. Clemson 1/5/1977 in Greensboro	21 vs. The Citadel 1/24/1991
Points	129 vs. VMI 12/17/1994 129 vs. Manhattan 12/27/1985 in Miami	115, three times last: at Clemson, 1/13/1968	129 vs. VMI 12/17/1994
Points in a Half	77 vs. VMI, 2nd half 12/17/1994	70 vs. Clemson, 2nd half 1/28/1987 70 vs. South Carolina, 2nd half 2/7/1966	77 vs. VMI, 2nd half 12/17/1994
Scoring Margin	84 vs. Manhattan (129-45) 12/27/1985 in Miami	51 vs. NC State (107-56) 1/8/2017	68 vs. The Citadel (118-50) 2/18/1991
Halftime Lead	47 vs. Florida Atlantic 12/19/2006 (65-18, UNC)		47 vs. Florida Atlantic 12/19/2006 (65-18, UNC)

^ NCAA Tournament

* ACC Tournament

SINGLE-GAME INDIVIDUAL RECORDS



CATEGORY	ALL-TIME	ACC (REGULAR SEASON OR TOURNAMENT)	SMITH CENTER
Field Goals	21 by Billy Cunningham vs. Tulane 12/10/1964	19 by Charlie Scott vs. Wake Forest 1/17/1970 *19 by Lennie Rosenbluth vs. Clemson 3/7/1957 in Raleigh	16 by Antawn Jamison vs. Maryland 2/14/1998
Field Goal Attempts	^43 by Lennie Rosenbluth vs. Michigan State, 3/22/1957 in Kansas City	34 by Billy Cunningham, at Wake Forest 1/6/65	24 three times last: Cole Anthony vs. Notre Dame, 11/6/19
FG Percentage (min. 10 att.)	1.000 by three players most attempts: 13x13 by Brad Daugherty vs. UCLA 11/24/1985	1.000 by two players most attempts: 12x12 by Scott Williams vs. Virginia 1/13/1990	1.000 by Scott Williams vs. Virginia 12x12, 1/13/1990
3-Point Field Goals	8 by six players last: Rashad McCants vs. Clemson 3/2/2004	8 by five players last: Rashad McCants vs. Clemson 3/2/2004	8 by Rashad McCants vs. Clemson 3/2/2004 8 by Dante Calabria vs. Florida State, 1/25/1995
3-Point Attempts	14 six times last: Rashad McCants at Florida State 1/22/2004	14 three times last: Rashad McCants at Florida State 1/22/2004	14 four times last: Shammond Williams vs. Maryland 1/8/1997
3-Point Pct. (min. 5 made)	1.000 five times most attempts: 6x6 *Jason Capel vs. Clemson 3/9/2001 in Atlanta	1.000 three times most attempts: 6x6 *Jason Capel vs. Clemson 3/9/2001 in Atlanta	1.000 by Joel Berry II vs. Duke 3/4/2017 (5x5)
Free Throws Made	21 by York Larese vs. Duke 12/29/1959 in Raleigh	20 by Tyler Zeller vs. Maryland 2/29/2012	20 by Tyler Zeller vs. Maryland 2/29/2012
Free Throw Attempts	24 by Billy Cunningham vs. Maryland 1/13/1964 24 by Lennie Rosenbluth at Clemson, 1/14/1965	24 by Billy Cunningham vs. Maryland 1/13/1964 24 by Lennie Rosenbluth at Clemson, 1/14/1965	23 by Tyler Zeller vs. Maryland 2/29/2012
Free Throw Pct. (min. 10 att.)	1.000 by York Larese vs. Duke (21x21) 12/29/1959 in Raleigh	1.000 by Phil Ford at NC State (16x16) 2/24/1976	1.000 by Cole Anthony vs. Boston College (14x14), 2/1/2020 1.000 by Tyler Hansbrough vs. NC State (14x14), 1/7/2006
Offensive Rebs.(since 1986-87)	12 by Brice Johnson at Duke 3/5/2016 12 by Sean May vs. Duke 3/6/2005	12 by Brice Johnson at Duke 3/5/2016 12 by Sean May vs. Duke 3/6/2005	12 by Sean May vs. Duke 3/6/2005
Rebounds	30 by Rusty Clark vs. Maryland 2/21/1968	30 by Rusty Clark vs. Maryland 2/21/1968	24 by Sean May vs. Duke 3/6/2005
Assists	18 by Raymond Felton vs. George Mason 12/7/2003	16 by Kendall Marshall at Maryland 2/4/2012 16 by Kendall Marshall vs. Florida State 2/6/2011	18 by Raymond Felton vs. George Mason 12/7/2003
Blocked Shots	10 by Brendan Haywood vs. Miami 12/4/2000	*8 by Walker Kessler vs. Notre Dame 3/10/2021 in Greensboro	10 by Brendan Haywood vs. Miami 12/4/2000
Steals	9 by Derrick Phelps vs. Georgia Tech 2/2/1992	9 by Derrick Phelps vs. Georgia Tech 2/2/1992	9 by Derrick Phelps vs. Georgia Tech 2/2/1992
Points	49 by Bobby Lewis vs. Florida State 12/16/1965	*45 by Lennie Rosenbluth 3/7/1957 in Raleigh 45 by Lennie Rosenbluth at Clemson 1/14/1956	40 by Tyler Hansbrough vs. Georgia Tech 2/15/2006

^ NCAA Tournament

* ACC Tournament

note: York Larese made 21 of 21 free throws vs. Duke on 12/29/1959. The game was played in the Dixie Classic in Raleigh and was not an ACC regular-season game.



CAROLINA IN THE ASSOCIATED PRESS POLL (INCLUDES THE 1/9/23 POLL)

Total Polls Ranked	936 (of 1,250)
Current Streak of Weeks in AP Poll	-
Weeks at No. 1	113
Weeks at No. 2	81
Weeks at No. 3	84
Weeks at No. 4	87
Weeks at No. 5	71
Weeks at No. 6	58
Weeks at No. 7	52
Weeks at No. 8	54
Weeks at No. 9	54
Weeks at No. 10	35
Top 5 Rankings	436
Top 10 Rankings	689
Longest Streak of Weeks Ranked	172 from 1989-90 to 1999-2000
Most Consecutive Weeks No. 1	15 in 1983-84
Seasons Ranked	66 of 75
Seasons Ranked in the Top 10	58 of 75
Seasons in Final Top 10	38 of 74 through 2021-22

2022-23 WEEKLY POLLS

Preseason	1
November 14-21	1
November 28	18
December 5-12-19	NR
December 26	25
January 2-9	NR

FINAL ASSOCIATED PRESS POLLS (charts researched at collegepollarchive.com)

MOST TIMES RANKED NO. 1 IN THE FINAL AP POLL

10 – Kentucky
8 – Duke
8 – UCLA
6 – North Carolina
4 – Kansas

MOST TIMES RANKED IN THE TOP 5 IN THE FINAL AP POLL

30 – Kentucky
24 – North Carolina
23 – Kansas
18 – UCLA
17 – Duke

MOST TIMES RANKED IN THE TOP 10 IN THE FINAL AP POLL

46 – Kentucky
39 – Duke
38 – North Carolina
32 – Kansas
26 – UCLA

MOST TIMES RANKED IN THE FINAL AP POLL

54 – Kentucky
51 – North Carolina
50 – Duke
47 – Kansas
42 – UCLA

ALL ASSOCIATED PRESS POLLS (through 1/9/23 poll)

MOST WEEKS RANKED IN THE AP POLL (OUT OF 1,250 TOTAL POLLS)

947 – Kentucky
936 – North Carolina (74.9 percent)
871 – Duke
830 – Kansas
728 – UCLA

MOST CONSECUTIVE WEEKS RANKED IN THE AP POLL

172 – 1989-90 to 1999-2000 (No. 4 in college basketball history)
171 – 1972-73 to 1982-83 (No. 5 all-time)
106 – 2013-14 to 2019-20 (No. 16 all-time)
87 – 1984-85 to 1989-90 (No. 25 all-time)
75 – 2005-06 to 2009-10 (No. 32 all-time)

MOST TIMES RANKED NO. 1 IN ALL AP POLLS

145 – Duke
134 – UCLA
125 – Kentucky
113 – North Carolina
73 – Kansas

THE LAST TIME ... in the AP POLLS

Played as the No. 1 team: lost to Alabama, 101-103, 11/27/22 in Portland, Ore. (4 OT)

Beat No. 1: at Duke, 88-72, 2/20/19

Lost to No. 1: vs. Virginia, 63-71, 3/10/18* in Brooklyn

Unranked UNC beat Top-5: beat No. 4 Baylor, 93-86 (ot) in Fort Worth, 3/19/22^

Unranked UNC beat consecutive Top-5 opponents: beat No. 4 Duke, 94-81, in Durham, 3/5/22; beat No. 4 Baylor, 93-86 (ot) in Fort Worth, Texas, 3/19/22^

Unranked UNC beat Top-10 oppt: beat No. 9 Duke, 81-77, in New Orleans, 4/2/22^

Beat Top-10 oppt by 20 points: beat No. 10 Virginia Tech, 103-82, 1/21/19

Beat Top-25 oppt by 20 points: beat No. 24 Michigan, 72-51, 12/1/21

Lost to unranked oppt as Top-5 team: No. 1 UNC lost to Iowa State, 65-70, 11/25/22 in Portland, Ore.

** ACC Tournament, ^ NCAA Tournament*

** ACC Tournament, ^ NCAA Tournament*

MOST CONSECUTIVE WEEKS RANKED NO. 1 IN THE AP POLL

15 – 1983-84 (No. 11 all-time)
13 – 1985-86 (No. 15 all-time)
11 – 2007-08 to 2008-09 (No. 18 all-time)
11 – 2007-08 (No. 18 all-time)
10 – 1956-67 to 1957-58 (No. 23 all-time)

MOST TIMES RANKED NO. 1 IN PRESEASON AP POLL

10 – North Carolina
9 – Duke
8 – UCLA
6 – Kentucky
3 – Arizona, Indiana, Kansas, Michigan

MOST TIMES RANKED IN THE TOP 5 IN ALL AP POLLS

469 – Kentucky
436 – North Carolina
433 – Duke
391 – Kansas
322 – UCLA

MOST TIMES RANKED IN THE TOP 10 IN ALL AP POLLS

726 – Kentucky
719 – Duke
689 – North Carolina
610 – Kansas
478 – UCLA

MOST CONSECUTIVE WEEKS RANKED IN THE TOP 10 IN THE AP POLL

62 – 2005-06 to 2009-10 (No. 11 all-time)
62 – 1984-85 to 1988-89 (No. 11 all-time)
57 – 1966-67 to 1969-70 (No. 13 all-time)
54 – 1992-93 to 1994-95 (No. 14 all-time)
25 – 1990-91 to 1991-92 (No. 86 all-time)

NUMBER 1 VERSUS NUMBER 2 (UNC is 7-0 in 1 vs. 2 games)

Date	Result
3/23/57	No. 1 UNC 54, No. 2 Kansas 53 (3 OT) – NCAA championship
12/26/81	No. 1 UNC 82, No. 2 Kentucky 69
1/9/82	No. 1 UNC 65, No. 2 Virginia 60
2/4/86	No. 1 UNC 78, No. 2 Georgia Tech 77 (OT)
2/3/94	No. 2 UNC 89, No. 1 Duke 78
2/5/98	No. 2 UNC 97, No. 1 Duke, 73
4/4/05	No. 2 UNC 75, No. 1 Illinois 70 – NCAA championship

MOST WINS OVER THE NO. 1 TEAM IN THE ASSOCIATED PRESS POLL

North Carolina	14
UCLA	12
Duke	10
Maryland	10
Ohio State	10
Kansas	9
Kentucky	9
Georgia Tech	8
Notre Dame	8
Vanderbilt	8

PHOTO ROSTER



0 – SETH TRIMBLE
6-3, 192, Fr., G
Menomonee Falls, Wis.



1 – LEAKY BLACK
6-9, 205, Gr., F
Concord, N.C.



2 – CALEB LOVE
6-4, 200, Jr., G
St. Louis, Mo.



3 – DONTREZ STYLES
6-6, 210, So., G/F
Kinston, N.C.



4 – RJ DAVIS
6-0, 175, Jr., G
White Plains, N.Y.



5 – ARMANDO BACOT
6-11, 235, Sr., F/C
Richmond, Va.




11 – D'MARCO DUNN
6-5, 190, So., G
Tucson, Ariz.



13 – JALEN WASHINGTON
6-10, 225, Fr., F
Gary, Ind.



14 – PUFF JOHNSON
6-8, 200, Jr., F/G
Moon Township, Pa.



15 – ROB LANDRY
6-4, 190, Jr., G
Greensboro, N.C.



21 – WILL SHAVER
6-10, 260, R-Fr., F/C
Birmingham, Ala.




22 – JUSTIN MCKOY
6-8, 220, Sr., F
Raleigh, N.C.



24 – TYLER NICKEL
6-7, 220, Fr., G/F
Harrisonburg, Va.



25 – CREIGHTON LEBO
6-1, 180, Jr., G
Greenville, N.C.



30 – JACKSON WATKINS
6-1, 180, Sr., G
Richmond, Va.



32 – PETE NANCE
6-11, 230, Gr., F
Akron, Ohio



34 – DUWE FARRIS
6-7, 210, Sr., F
Charlotte, N.C.



40 – BEAU MAYE
6-8, 225, Jr., F
Huntersville, N.C.



HUBERT DAVIS
Head Coach



BRAD FREDERICK
Assistant Coach



JEFF LEBO
Assistant Coach



SEAN MAY
Assistant Coach



ERIC HOOTS
Director of Operations



JACKIE MANUEL
Director of Team &
Player Development



PAT SULLIVAN
Director of Recruiting



JONAS SAHRTIAN
Director of Strength
& Conditioning



DOUG HALVERSON
Athletics Trainer



KIRSTEN STEINBACHER
Graduate Manager



2022-23 North Carolina Men's Basketball 16-Game Statistics

through 1-7-23

Game Records

Record	Overall	Home	Away	Neutral
ALL GAMES	11-5	8-0	0-3	3-2
CONFERENCE	3-2	3-0	0-2	0-0
NON-CONFERENCE	8-3	5-0	0-1	3-2

Score by Periods

Team	1st	2nd	OT	TOT
North Carolina	591	677	34	1302
Opponents	535	622	31	1188

Team Box Score

No.	Player	Total			3-Point			F-Throw		Rebounds				Other Stats								
		GP-GS	MIN	AVG	FG-FGA	FG%	3FG-3FGA	3FG%	FT-FTA	FT%	OFF	DEF	TOT	AVG	PF	DQ	A	TO	BLK	STL	PTS	AVG
5	BACOT, Armando	15-15	506:34	33.8	101-178	.567	0-3	.000	80-122	.656	69	99	168	11.2	41	0	27	38	20	9	282	18.8
2	LOVE, Caleb	16-16	579:18	36.2	97-243	.399	31-107	.290	45-58	.776	9	55	64	4.0	29	0	53	39	4	21	270	16.9
4	DAVIS, RJ	16-16	565:01	35.3	88-202	.436	27-78	.346	60-68	.882	9	76	85	5.3	41	0	54	31	2	21	263	16.4
32	NANCE, Pete	15-15	438:30	29.2	53-106	.500	18-53	.340	40-51	.784	10	81	91	6.1	41	1	25	28	15	4	164	10.9
1	BLACK, Leaky	16-16	495:15	31.0	41-90	.456	13-35	.371	21-32	.656	22	76	98	6.1	36	0	24	16	11	21	116	7.3
14	JOHNSON, Puff	13-1	191:03	14.7	16-33	.485	5-11	.455	13-20	.650	12	17	29	2.2	24	0	6	4	1	13	50	3.8
11	DUNN, D'Marco	11-0	119:19	10.8	13-27	.481	5-13	.385	3-4	.750	3	3	6	0.5	14	0	1	1	3	2	34	3.1
24	NICKEL, Tyler	13-0	89:23	6.9	12-27	.444	4-17	.235	11-14	.786	6	4	10	0.8	5	0	4	3	2	2	39	3.0
0	TRIMBLE, Seth	16-1	223:55	14.0	16-34	.471	1-5	.200	15-25	.600	2	16	18	1.1	23	0	16	11	7	5	48	3.0
30	WATKINS, Jackson	1-0	01:33	1.6	1-1	1.000	1-1	1.000	0-0	.000	0	0	0	0.0	0	0	1	0	0	0	3	3.0
13	WASHINGTON, Jalen	6-0	21:02	3.5	5-10	.500	0-1	.000	3-5	.600	2	4	6	1.0	6	0	0	2	0	0	13	2.2
25	LEBO, Creighton	1-0	01:33	1.6	1-2	.500	0-1	.000	0-0	.000	0	0	0	0.0	0	0	1	0	0	0	2	2.0
3	STYLES, Dontrez	8-0	42:31	5.3	3-9	.333	1-5	.200	2-2	1.000	3	8	11	1.4	3	0	1	3	0	1	9	1.1
22	MCKOY, Justin	7-0	38:55	5.6	1-6	.167	1-5	.200	4-4	1.000	0	5	5	0.7	1	0	0	1	4	0	7	1.0
21	SHAVER, Will	3-0	06:29	2.2	0-1	.000	0-0	.000	2-2	1.000	0	1	1	0.3	2	0	1	0	0	0	2	0.7
15	LANDRY, Rob	1-0	01:33	1.6	0-0	.000	0-0	.000	0-0	.000	0	0	0	0.0	0	0	0	0	0	0	0	0.0
34	FARRIS, Duwe	1-0	01:33	1.6	0-0	.000	0-0	.000	0-0	.000	0	0	0	0.0	0	0	0	0	0	0	0	0.0
40	MAYE, Beau	1-0	01:33	1.6	0-0	.000	0-0	.000	0-0	.000	0	2	2	2.0	0	0	0	0	0	0	0	0.0
Team											22	20	42					3				
Total		16	3325		448-969	.462	107-335	.319	299-407	.735	169	467	636	39.8	266	1	214	180	69	99	1302	81.4
Opponents		16	3320		448-1033	.434	130-373	.349	162-243	.667	161	403	564	35.3	330	9	212	187	42	103	1188	74.3

Team Statistics

	UNC	OPP
Scoring	1302	1188
Points per game	81.4	74.3
Scoring margin	+7.1	-
Field goals-att	448-969	448-1033
Field goal pct	.462	.434
3 point fg-att	107-335	130-373
3-point FG pct	.319	.349
3-pt FG made per game	6.7	8.1
Free throws-att	299-407	162-243
Free throw pct	.735	.667
F-Throws made per game	18.7	10.1
Rebounds	636	564
Rebounds per game	39.8	35.3
Rebounding margin	+4.5	-
Assists	214	212
Assists per game	13.4	13.3
Turnovers	180	187
Turnovers per game	11.3	11.7
Turnover margin	+0.4	-
Assist/turnover ratio	1.2	1.1
Steals	99	103
Steals per game	6.2	6.4
Blocks	69	42
Blocks per game	4.3	2.6
Winning streak	2	-
Home win streak	8	-
Attendance	151895	36362
Home games-Avg/Game	8-18987	3-12121
Neutral site-Avg/Game	-	5-10416

Team Results

Date	Opponent		Score	Att.
11/07/2022	UNCW	W	69-56	19744
11/11/2022	Col. of Charleston	W	102-86	17892
11/15/2022	Gardner-Webb	W	72-66	17200
11/20/2022	James Madison	W	80-64	19942
11/24/2022	vs Portland	W	89-81	6229
11/25/2022	vs Iowa St.	L	65-70	4431
11/27/2022	vs Alabama	Lot4	101-103	1921
11/30/2022	at Indiana	L	65-77	17222
12/04/2022	at Virginia Tech	L	72-80	8925
12/10/2022	Georgia Tech	W	75-59	19410
12/13/2022	The Citadel	W	100-67	16926
12/17/2022	vs Ohio St.	Wot	89-84	20261
12/21/2022	vs Michigan	W	80-76	19236
12/30/2022	at Pittsburgh	L	74-76	10215
01/04/2023	Wake Forest	W	88-79	19031
01/07/2023	Notre Dame	W	81-64	21750



2022-23 North Carolina Men's Basketball ACC Games

through 1-7-23

Game Records

Record	Overall	Home	Away	Neutral
ALL GAMES	3-2	3-0	0-2	0-0
CONFERENCE	3-2	3-0	0-2	0-0
NON-CONFERENCE	0-0	0-0	0-0	0-0

Score by Periods

Team	1st	2nd	OT	TOT
North Carolina	184	206	0	390
Opponents	163	195	0	358

Team Box Score

No.	Player				Total		3-Point		F-Throw		Rebounds								PTS	AVG		
		GP-GS	MIN	AVG	FG-FGA	FG%	3FG-3FGA	3FG%	FT-FTA	FT%	OFF	DEF	TOT	AVG	PF	DQ	A	TO			BLK	STL
5	BACOT, Armando	4-4	140:33	35.1	32-58	.552	0-2	.000	21-33	.636	20	28	48	12.0	6	0	13	6	6	2	85	21.3
4	DAVIS, RJ	5-5	178:29	35.7	32-60	.533	9-23	.391	23-27	.852	2	26	28	5.6	15	0	16	9	1	9	96	19.2
2	LOVE, Caleb	5-5	171:34	34.3	21-62	.339	8-27	.296	10-13	.769	1	14	15	3.0	11	0	12	13	1	5	60	12.0
32	NANCE, Pete	4-4	97:57	24.5	13-25	.520	4-10	.400	9-12	.750	1	20	21	5.3	7	0	4	7	2	0	39	9.8
1	BLACK, Leaky	5-5	146:06	29.2	11-31	.355	4-13	.308	8-10	.800	6	20	26	5.2	11	0	9	5	4	11	34	6.8
0	TRIMBLE, Seth	5-1	87:51	17.6	9-14	.643	0-2	.000	6-10	.600	2	8	10	2.0	7	0	9	3	5	2	24	4.8
11	DUNN, D'Marco	3-0	38:21	12.8	4-7	.571	2-5	.400	2-2	1.000	1	2	3	1.0	4	0	1	1	1	1	12	4.0
24	NICKEL, Tyler	4-0	38:24	9.6	6-9	.667	0-2	.000	2-3	.667	2	2	4	1.0	1	0	1	1	0	0	14	3.5
14	JOHNSON, Puff	5-1	53:26	10.7	6-11	.545	3-6	.500	1-1	1.000	3	5	8	1.6	8	0	1	1	0	1	16	3.2
13	WASHINGTON, Jalen	3-0	13:02	4.3	3-6	.500	0-1	.000	0-0	.000	2	3	5	1.7	4	0	0	2	0	0	6	2.0
22	MCKOY, Justin	3-0	23:07	7.7	0-3	.000	0-2	.000	4-4	1.000	0	2	2	0.7	1	0	0	0	2	0	4	1.3
21	SHAYER, Will	1-0	01:22	1.4	0-0	.000	0-0	.000	0-0	.000	0	0	0	0.0	1	0	0	0	0	0	0	0.0
3	STYLES, Dontrez	2-0	09:48	4.9	0-3	.000	0-2	.000	0-0	.000	1	0	1	0.5	1	0	0	1	0	0	0	0.0
Team											3	5	8									
Total		5	1000		137-289	.474	30-95	.316	86-115	.748	44	135	179	35.8	77	0	66	49	22	31	390	78.0
Opponents		5	995		135-295	.458	38-109	.349	50-74	.676	35	124	159	31.8	89	1	67	52	10	29	358	71.6

Team Statistics

	UNC	OPP
Scoring	390	358
Points per game	78.0	71.6
Scoring margin	+6.4	-
Field goals-att	137-289	135-295
Field goal pct	.474	.458
3 point fg-att	30-95	38-109
3-point FG pct	.316	.349
3-pt FG made per game	6.0	7.6
Free throws-att	86-115	50-74
Free throw pct	.748	.676
F-Throws made per game	17.2	10.0
Rebounds	179	159
Rebounds per game	35.8	31.8
Rebounding margin	+4.0	-
Assists	66	67
Assists per game	13.2	13.4
Turnovers	49	52
Turnovers per game	9.8	10.4
Turnover margin	+0.6	-
Assist/turnover ratio	1.3	1.3
Steals	31	29
Steals per game	6.2	5.8
Blocks	22	10
Blocks per game	4.4	2.0
Winning streak	2	-
Home win streak	3	-
Attendance	60191	19140
Home games-Avg/Game	3-20064	2-9570
Neutral site-Avg/Game	-	0-0

Team Results

Date	Opponent		Score	Att.
12/04/2022	at Virginia Tech	L	72-80	8925
12/10/2022	Georgia Tech	W	75-59	19410
12/30/2022	at Pittsburgh	L	74-76	10215
01/04/2023	Wake Forest	W	88-79	19031
01/07/2023	Notre Dame	W	81-64	21750