



VIRGINIATM

VIRGINIA ATHLETICS MEDIA RELATIONS
 295 Massie Road, Room 154
 Charlottesville, VA 22904
Men's Basketball Contact: Erich Bacher
O: (434) 982-5530 **C:** (720) 318-5538
E-mail: bacher@virginia.edu
Web: VirginiaSports.com
Twitter: @UVAHoopers, @ErichJBacher

24 NCAA TOURNAMENT APPEARANCES · 2019 NCAA CHAMPIONS · 3 NCAA FINAL FOURS · 11 ALL-AMERICANS · 27 ALL-ACC FIRST TEAM SELECTIONS

GAME INFORMATION

Date/Time: Saturday, Jan. 21, 2023 / 2 p.m. ET
Site: Charlottesville, Va./LJV Coliseum (14,407)
TV: ESPN
Online: WatchESPN.com
 Anish Shroff & Chris Spatola
Radio: Virginia Sports Radio Network
Online: VirginiaSports.com
 John Freeman & Jimmy Miller
Satellite Radio: SiriusXM (158 or 193), SXM App (955)
Live Stats: VirginiaSports.com
Twitter: @UVAHoopers
Virginia vs. Wake Forest: 69-71
Charlottesville: 42-22 (7-3 John Paul Jones Arena)
Winston-Salem: 16-41 (6-18 Joel Coliseum)
Neutral: 10-8
First Meeting: Feb. 22, 1911 (W, 22-12)
Last Meeting: Jan. 15, 2022 (L, 63-55)
Winning Streak: Wake Forest, 1 game

2022-23 SCHEDULE/RESULTS - 14-3, 6-2 ACC

Date	Opponent	TV	Time/Result
Nov. 7	[18] NCCU	RSN	W, 73-61
Nov. 11	[18] Monmouth	RSN	W, 89-42
Nov. 14	[18] Northern Iowa	ACCN	Canceled
Nov. 18	[16] vs. Baylor (5) #	ESPN2	W, 86-79
Nov. 20	[16] vs. Illinois (19) #	ESPN	W, 70-61
Nov. 25	[5] UMES	ACCN	W, 72-45
Nov. 29	[3] at Michigan (RV) %	ESPN	W, 70-68
Dec. 3	[3] Florida State *	ESPN2	W, 62-57
Dec. 6	[3] JMU	ACCN	W, 55-50
Dec. 17	[2] Houston (5)	ESPN2	L, 69-61
Dec. 20	[6] at Miami (22)*	ACCN	L, 66-64
Dec. 28	[13] UAlbany	ACCN	W, 66-46
Dec. 31	[13] at Georgia Tech *	ACCN	W, 74-56
Jan. 3	[11] at Pittsburgh *	ACCN	L, 68-65
Jan. 7	[11] Syracuse *	ACCN	W, 73-66
Jan. 10	[13] North Carolina *	ESPN	W, 65-58
Jan. 14	[13] at Florida State *	ESPN2	W, 67-58
Jan. 18	[10] Virginia Tech *	ESPNU	W, 78-68
Jan. 21	[10] at Wake Forest *	ESPNU	2 p.m.
Jan. 28	Boston College *	RSN	Noon
Jan. 30	at Syracuse *	ESPN	7 p.m.
Feb. 4	at Virginia Tech *	ESPN/2/U	Noon
Feb. 7	NC State *	ACCN	9 p.m.
Feb. 11	Duke *	ESPN/2	4 p.m.
Feb. 15	at Louisville *	ESPN/2/U	7 p.m.
Feb. 18	Notre Dame *	ESPN/2/U	Noon
Feb. 22	at Boston College *	RSN	7 p.m.
Feb. 25	at North Carolina *	ESPN	6/8 p.m.
Feb. 28	Clemson *	ACCN	7 p.m.
Mar. 4	Louisville *	ESPN/2	12/2/4 p.m.
Mar. 7-11 ACC Tournament, Greensboro, N.C.			

Home games in Bold

All times Eastern
 # - Continental Tire Main Event, Las Vegas, Nev.
 % - ACC/B1G Challenge
 * - ACC Game

PRONUNCIATION GUIDE

Kihe Clark Key-HEY
 Francisco Caffaro CAF-uh-row
 Armaan Franklin Ar-MAHN
 Isaac Traudt Trout



[10/10] VIRGINIA CAVALIERS (14-3, 6-2 ACC)

Head Coach: Tony Bennett (Green Bay, 1992)
 UVA: 330-120 (14th season), Career: 399-153 (17th season)

VS.



WAKE FOREST DEMON DEACONS (14-5, 6-2 ACC)

Head Coach: Steve Forbes (Southern Arkansas, 1988)
 Wake Forest: 45-31 (3rd season), Division I Record: 175-74 (8th season)

FOR OPENERS

- No. 10 Virginia, No. 17 Miami, Wake Forest and Pitt are tied for second in the ACC at 6-2.
- Tony Bennett needs one win for 400 career wins.
- UVA make its first appearance at Wake Forest since posting a 65-63 overtime win on Jan. 26, 2020.
- Virginia is 5-2 away from home, including a 3-2 true road record.
- Kihei Clark passed Mamadi Diakite as UVA's winningest player in overall wins with 111 and ACC wins (regular season and tournament) with 65.
- UVA ranks first nationally in assist/turnover ratio (1.74), fourth in turnovers per game (9.2), 13th in scoring defense (59.9 ppg), 24th in fouls per game (14.1), 27th in 3-point percentage (38.2%), 32nd in assists per game (16.1) and 34th in turnover margin (3.3) and blocks per game (4.8)

HOO ARE THESE CAVALIERS?

- UVA returns all five starters from last season's team, which finished 21-14, 12-8 in the ACC (sixth) and advanced to the NIT.
- We play defense, take quality shots, pass the basketball, limit turnovers and transition points, rebound and play more defense.
- The Cavaliers return 91.4 percent of its scoring from last season, most among all NCAA Division I teams.
- Kihei Clark (11.5 ppg, 5.9 apg), Reece Beekman (9.9 ppg, 3.4 rpg, 5.1 apg), Jayden Gardner (10.4 ppg, 4.8 rpg), Armaan Franklin (12.1 ppg, 41.2% 3FG) and Ben Vander Plas (8.1 ppg, 4.4 rpg) have started the past two games. · Isaac McKneely (6 ppg, 40.9% 3FG), Ryan Dunn (2.7 ppg, 2.5 rpg, 1.1 apg), Kadin Shedrick (7.8 ppg, 3.9 rpg, 1.6 bpg) and Francisco Caffaro (2 ppg, 1.9 rpg) and Taine Murray (1.7 ppg) provide depth off the bench.
- UVA used the starting lineup of Clark, Beekman, Franklin, Gardner and Shedrick in 14 games.
- Isaac Traudt and Leon Bond III are redshirting this season.

LAST TIME OUT

- No. 10 Virginia (14-3, 6-2 ACC) earned its fourth consecutive ACC win in a 78-68 decision over Virginia Tech (11-7, 1-6 ACC) at John Paul Jones Arena Wednesday night (Jan. 18).
- Virginia's entire starting lineup in Kihei Clark (20 points, 5 assists), Armaan Franklin (15 points, 5 rebounds), Jayden Gardner (12 points, 5-6 FG), Reece Beekman (11 points, 7 assists) and Ben Vander Plas (10 points, 7 rebounds) all scored in double figures for the Hoos, marking the second such instance in UVA's last four games.
- With the win, the Cavaliers extended their lead in the Commonwealth Clash standings, 5.0-1.0, presented by Smithfield.
- UVA shot 50.9 percent, outrebounded Virginia Tech 30-27 and made eight 3-pointers.
- Darius Maddox led the Hokies with 13 points.

HOOS AMONG ACC LEADERS

- UVA leads the ACC in scoring defense (59.9), 3-point percentage (38.2%), assists (16.1 apg) and assist/turnover ratio (1.74)
- Reece Beekman ranks first in assist/turnover ratio (3.0), third in assists (5.1 apg) and 12th in steals (1.4 spg).
- Kihei Clark ranks second in the ACC in assists (5.9 apg) and assist/turnover ratio (2.89), and ranks 13th in steals (1.4 spg).
- Kadin Shedrick ranks fourth in blocks (1.6 bpg) and Ryan Dunn ranks 11th (1.1 bpg).
- Armaan Franklin ranks 13th in made 3-pointers per game (2.06).

ALL-TIME VS. WAKE FOREST

- Virginia is 69-71 all-time vs. Wake Forest, including a 16-41 mark in Winston-Salem, in the series that dates to 1910-11.
- Wake Forest ended the Cavaliers' nine-game winning streak in the series with its 63-55 win in Charlottesville last season.
- UVA has won 10 of the last 11 meetings in the series, including a four-game win streak in Winston-Salem.
- The Cavaliers have scored 65 or more points in seven of their last 10 games (6-1) vs. the Demon Deacons.
- Tony Bennett is 10-5 vs. Wake Forest as head coach at Virginia.

LAST TIME VS. THE DEMON DEACONS

- Wake Forest outscored Virginia 36-26 in the second half and held on to win 63-55 at John Paul Jones Arena on Jan. 15, 2021.
- Wake Forest shot 45 percent (23-51 FG) from the field, while the Cavaliers shot 36 percent (21-58 FG).
- Virginia was active on both ends of the floor, tallying 10 steals and 17 assists, but a 13-0 run by the Demon Deacons in the second half proved to be the difference in the game.
- UVA suffered a 6:48 scoring drought in the second half.
- Armaan Franklin scored a game-high 18 points on 7 of 11 shooting, including 3 of 5 from 3-point range.
- Kody Statmann tied his career high of 11 points on 4 of 8 shooting.
- Reece Beekman tallied five steals in the loss.

VIRGINIA RANKED NO. 10 IN LATEST AP POLL

- UVA is ranked No. 10 in the latest AP national poll and has been ranked in the top-20 in all 11 polls.
- UVA's No. 2 ranking on Dec. 12 as UVA's highest since spending the last four weeks at No. 2 in 2018-19.
- UVA returned to the top-5 for the first time on Nov. 21 since a No. 4-preseason ranking in 2020-21.
- The Cavaliers were ranked No. 18 in the AP Preseason poll.
- UVA was ranked in the preseason AP top-25 for the fifth straight year and ninth in the last 10 seasons.

VIRGINIA'S STARTING LINEUP VS. VIRGINIA TECH (1/18/23)

Pos.	No.	Player (Hometown)	Yr.	Ht.	Wt.	PPG	RPG	NOTES
G	0	Kihe Clark (Woodland Hills, Calif.)	Gr.	5-10	167	11.5	5.9(a)	3rd career 20-point effort vs. Virginia Tech; 5+ assists in 11 games
G	2	Reece Beekman (Milwaukee, Wis.)	Jr.	6-3	190	9.9	5.1(a)	2nd double-double vs. Baylor (10p, 10a); 13p, 5a, 5s vs. UNC
G	4	Armaan Franklin (Indianapolis, Ind.)	Sr.	6-4	200	12.1	4.3	10th 20-pt effort at FSU; 41.2% 3FG; 15.4 ppg last 7 games
F	1	Jayden Gardner (Wake Forest, N.C.)	Gr.	6-6	233	10.4	4.8	2,175 PTS, 1,010 REB; 41 20-point games (8 at UVA)
F	5	Ben Vander Plas (Ripon, Wis.)	Gr.	6-8	236	8.1	4.4	Ohio transfer has 1,709 career points, 832 rebounds & 232 3's
OFF THE BENCH								
G	11	Isaac McKneely (Poca, W.Va.)	Fr.	6-4	179	6.0	1.9	10+ PTS in 3 games; 40.9% 3FG; 14 of 25 3FG last 6 games
G	13	Ryan Dunn (Freeport, N.Y.)	Fr.	6-8	208	2.7	2.5	9p, 4r, 3b at FSU; 3 blocks in 4 games
F	21	Kadin Shedrick (Holly Springs, N.C.)	R-Jr.	6-11	231	7.8	3.9	69.1% FG & 82.6% FT; 2+ BLK in 27 career games
C	22	Francisco Caffaro (Sante Fe, Argentina)	R-Sr.	7-1	254	2.0	1.9	10 PTS & 4 REB vs. NCCU; 4 PTS & 2 REB at Miami
G	10	Taine Murray (Auckland, N.Z.)	So.	6-5	205	1.7	1.3	7 PTS vs. Monmouth; 2 PTS in 9 minutes at Miami

VIRGINIA HEAD COACH TONY BENNETT

- Dean and Markel Families Head Men's Basketball Coach Tony Bennett has a 330-120 (.733) mark in 14 seasons at UVA and 399-153 (.723) career mark in 17 seasons as a head coach.
- Bennett passed Terry Holland (326-173, 16 seasons) as the all-time winningest coach at UVA with the win over Syracuse.
- Bennett needs one win to reach 400 career wins.
- Bennett has guided the Cavaliers to five ACC regular-season titles (2014, 2015, 2018, 2019 and 2021), two ACC Tournament titles (2014 and 2018) and one NCAA national championship (2019).
- The three-time National (2007, 2015 and 2018) and four-time ACC Coach of the Year (2014, 2015, 2018 and 2019) guided UVA to its 10th consecutive postseason berth in 2021-22.
- In 2018-19, Bennett led the Cavaliers to their first NCAA national championship, a share of their ninth ACC regular-season title and a school-record 35 wins.
- Bennett is the third coach in ACC men's basketball history to lead his program to 11-straight winning conference seasons, joining North Carolina's Dean Smith (33) and Duke's Mike Krzyzewski (13).
- He has led UVA to outright ACC regular-season and tournament championships in the same season two times (2014 and 2018).
- Bennett is the fifth coach in ACC history to win at least three outright ACC regular-season titles (Frank McGuire, Dean Smith, Mike Krzyzewski and Roy Williams).
- UVA is 167-72 (.699) in ACC play (94-25 at home & 73-47 away), 187-38 (.831) at home and 162-47 (.775) in non-conference action (91-10 at JPJ) under Bennett.
- Bennett ranks fifth all-time in winning percentage (.699) among ACC head coaches with 100 or more ACC wins.

PLAYER NOTES

- Shooting guard Armaan Franklin (26, 21, 20, 20) leads Virginia with four 20-point games, while Jayden Gardner (26), Kihei Clark (20) and Ben Vander Plas (20) have also registered 20-point efforts.
- Franklin has led UVA in scoring in six contests this season and needs 35 points to reach 1,000 career points.
- Franklin is averaging 6.8 rebounds over the last three games.
- Vander Plas is averaging 14 points and 7.3 rebounds the past three games and is 11 of 20 from 3-point range during that span.
- Gardner (12 points, 11 rebounds) registered his 37th career double-double vs. Michigan and snared his 1,000th career rebound vs. Syracuse.
- Isaac McKneely matched a career high with four 3-pointers vs. Syracuse and has made at least one 3-pointer in 13 games.
- McKneely is shooting 56 percent (14 of 25) from 3-point range during his six-game 3-pointer streak.
- Reece Beekman registered his fifth career game with five or more steals vs. North Carolina (1/10).
- Beekman is shooting career bests from 3-point range (47.5%) and charity stripe (81.8%).
- Ryan Dunn has registered four games with three blocks.

OFFENSIVE MINDED HOOS

- UVA is averaging 70 points per game, most since averaging 71.4 points in 2018-19.
- UVA scored 70 or more points in its first six games (9 overall) for the first time since 2003-04 (8 games).
- UVA scored at least 70 points in six straight games for the first time since December of 2014.
- UVA is shooting 46.1 percent from the field, including 38.2 percent from 3-point range and 70.8 percent free throws.
- UVA's 38.2 percent 3-point percentage is its best since shooting 39.5 percent in 2018-19.
- UVA shot 44.9 percent from the field, including 32.3 percent from 3-point range, last season.

GRUMPY OLD MEN

- UVA's roster includes sixth-year Ben Vander Plas, fifth-years Francisco Caffaro, Kihei Clark and Jayden Gardner, fourth-years Chase Coleman, Armaan Franklin and Kadin Shedrick, and third-year Reece Beekman.
- The average age of the Cavaliers is 20.8 years old.
- Gardner ranks first among active Division I players in career free throw attempts (759), second in free throws made (561), fifth in field goals made (801) and points (2,175), ninth in rebounds (1,010) and double-doubles (37), and 11th in field goals attempted (1,592).
- Clark ranks seventh among active DI players in assists (640), 11th in assist/turnover ratio (2.07) and 14th in games (145).
- Gardner (2,175 points), Vander Plas (1,709 points) and Clark (1,278 points) have played in a combined 417 career games.

NATIONAL DEFENSIVE POINTS PER GAME

RANKINGS UNDER TONY BENNETT

Year	School	Pts/Gm	Rank
2006-07	Washington State	59.5	17th
2007-08	Washington State	56.4	3rd
2008-09	Washington State	55.4	1st
2009-10	Virginia	63.6	54th
2010-11	Virginia	62.4	36th
2011-12	Virginia	54.2	2nd
2012-13	Virginia	55.6	5th
2013-14	Virginia	55.7	1st
2014-15	Virginia	51.5	1st
2015-16	Virginia	60.1	2nd
2016-17	Virginia	56.4	1st
2017-18	Virginia	54.0	1st
2018-19	Virginia	56.1	1st
2019-20	Virginia	52.4	1st
2020-21	Virginia	60.5	6th
2021-22	Virginia	60.1	6th
2022-23	Virginia	59.9	13th

THERE'S NO PLACE LIKE HOME

- Virginia is 225-54 (.807), including a 9-1 mark in 2022-23, in 17 seasons at John Paul Jones Arena.
- UVA was 10-1 at JPJ in 2020-21 and is 187-38 (.831), including a 152-23 (.869) mark the past 11 seasons.
- UVA is an ACC-leading 82-13 (.863) in league home games over the past 11 seasons. Duke is second at 80-14 (.851).
- UVA has won 10+ home games for 13 straight seasons.

ABOUT THE 2022-23 SCHEDULE

- Three Virginia opponents are ranked in the latest AP Top-25 poll (Houston, Miami and Clemson), while four received votes.
- UVA is 2-2 vs. ranked foes (wins vs. Baylor and Illinois).

THE DEFENSE NEVER RESTS

- UVA ranks 13th nationally in scoring defense at 59.9 ppg.
- The Cavaliers ranked eighth nationally in scoring defense in 2021-22 at 60.1 ppg.
- UVA has limited its opponents to 40.8 percent field goal shooting, including 34.9 percent from 3-point range.
- The Cavaliers have forced 12 shot clock violations and have averaged 28 shot clock violations since 2019.
- UVA has outrebounded seven opponents (NCCU, Monmouth, Illinois, UMES, UAlbany, Georgia Tech & Virginia Tech).
- In 2021-22, the Cavaliers limited their opponents to 40.3 percent shooting and 33.6 percent from 3-point range.
- Bennett-coached teams have led the nation in scoring defense seven times and finished in the top-five nationally 11 times.

CLARK CAREER NOTES

- Kihei Clark became UVA's all-time leader in minutes (4,812) and games (145) this season, and needs nine starts and 44 assists to become the all-time leader at UVA in those categories.
- Clark (111 wins) passed Mamadi Diakite (110 from 2017-20) for first on UVA's career wins list.
- Clark (65 ACC wins) passed Diakite (64 from 2017-20) for first on UVA's ACC career wins (regular season and ACC Tournament) list.
- Clark needs six ACC wins to pass Duke's Shane Battier (70 from 2017-20) for first on the career ACC wins (regular season and ACC Tournament) list.
- Clark (4,812 minutes) needs two minutes to pass Duke's Chris Duhon (4,813 from 2001-04) for second on the ACC's career minutes played list.
- Clark needs 75 minutes to pass Duke's Kyle Singler for first on the ACC's career minutes played list.
- Clark ranks 29th on UVA's all-time scoring list 1,278 points.
- Clark needs nine points to pass Cory Alexander (1,286 from 1992-95) for 28th on the list.
- Clark (640 assists) needs 44 assists to pass John Crotty (683 from 1988-91) for first on UVA's all-time assists list.

BENNETT/VANDER PLAS CONNECTION

- Ohio transfer Bennett (Ben) Vander Plas was named after Tony Bennett's father, Dick Bennett.
- Vander Plas' father Dean Vander Plas was a collegiate teammate of Tony Bennett for three seasons under Dick Bennett at UW-Green Bay from 1989-91.
- Vander Plas registered 17 points in Ohio's 62-58 win over Virginia in the first round of the 2021 NCAA Tournament.

WATCH ME NOW

- Kihei Clark was named to Bob Cousy Award Top-20 Watch List for the fourth straight season.
- Jayden Gardner was named to Karl Malone Award Top-20 Watch List for the second straight season.
- Gardner was a Wooden Preseason Top-50 Watch List honoree.



TONY BENNETT

EDUCATION

College: Green Bay, 1992

COACHING EXPERIENCE

1999-00	Wisconsin (staff volunteer)
2000-01	Wisconsin (assistant coach)
2003-04	Washington State (assistant coach)
2004-06	Washington State (associate head coach)
2006-09	Washington State (head coach)
2009-	Virginia (head coach)

THE BENNETT RECORD

Year	School	Record (Conf)	Postseason
2006-07	Washington St.	26-8 (13-5)	NCAA 2nd Round
2007-08	Washington St.	26-9 (11-7)	NCAA Sweet 16
2008-09	Washington St.	17-16 (8-10)	NIT 1st Round
2009-10	Virginia	15-16 (5-11)	
2010-11	Virginia	16-15 (7-9)	
2011-12	Virginia	22-10 (9-7)	NCAA 2nd Round
2012-13	Virginia	23-12 (11-7)	NIT Quarterfinals
2013-14	Virginia	30-7 (16-2)	NCAA Sweet 16
2014-15	Virginia	30-4 (16-2)	NCAA Third Round
2015-16	Virginia	29-8 (13-5)	NCAA Elite Eight
2016-17	Virginia	23-11 (11-7)	NCAA 2nd Round
2017-18	Virginia	31-3 (17-1)	NCAA 1st Round
2018-19	Virginia	35-3 (16-2)	NCAA Champions
2019-20	Virginia	23-7 (15-5)	N/A
2020-21	Virginia	18-7 (13-4)	NCAA First Round
2021-22	Virginia	21-14 (12-8)	NIT Quarterfinals
2022-23	Virginia	14-3 (6-2)	
Total	17 seasons	399-153	
Virginia	14 seasons	330-120	

BENNETT VS. 2022-23 OPPONENTS

Opponent	Career	Virginia
UAlbany	1-0	1-0
Baylor	2-1	1-0
Boston College	10-4	10-4
UCLA	1-6	0-0
Clemson	14-4	14-4
Duke	5-13	5-13
Florida State	11-11	11-11
Georgia Tech	17-2	17-2
Houston	0-2	0-2
Illinois	1-0	1-0
JMU	4-1	4-1
Louisville	15-2	15-2
Maryland Eastern Shore	2-0	2-0
Miami	12-6	12-6
Michigan	2-0	2-0
Monmouth	2-0	2-0
North Carolina	13-10	13-9
NCCU	1-0	1-0
NC State	14-4	14-4
Northern Iowa	1-0	1-0
Notre Dame	12-2	11-2
Pitt	12-3	12-2
Syracuse	11-3	11-3
Virginia Tech	18-8	18-8
Wake Forest	10-5	10-5

VIRGINIA IN THE POLLS

Date	AP	Coaches
Preseason	18	18
Nov. 14	16	14
Nov. 21	5	6
Nov. 28	3	3
Dec. 5	3	3
Dec. 12	2	2
Dec. 19	6	6
Dec. 26	13	12
Jan. 2	11	11
Jan. 9	13	12
Jan. 16	10	10

SUPER 70s AND AWESOME 80s

- Virginia is 9-0 when scoring 70 or more points in 2022-23.
- UVA is 153-11 when scoring 70 or more points under Tony Bennett.
- Virginia is 46-1 all-time under when scoring 80 or more points under Bennett with their lone loss a 93-81 setback at North Carolina in 2012-13.
- Bennett was 4-0 when scoring 80+ points at Washington State.
- UVA scored 100 points against Marshall (2018-19) for the first time under Tony Bennett and added 97 points against Coppin State (2018-19).
- UVA is 4-0 all-time when scoring 90 or more under Bennett.

MEET THE ROOKIES

· The Cavaliers welcome freshmen Isaac McKneely (Mr. Basketball West Virginia), Isaac Traudt (Mr. Basketball Nebraska), Ryan Dunn (brother of MLB pitcher Justin Dunn) and Leon Bond III to this year's team.

LAND OF CHEESE

· In addition to head coach Tony Bennett (Green Bay) and Director of Scouting Brad Soderberg (Stevens Point), UVA's roster includes Wisconsin natives Reece Beekman (Milwaukee), Leon Bond III (Wauwatosa) and Ben Vander Plas (Ripon).

CAVALIERS ADD GEORGETOWN TRANSFER DANTE HARRIS

- UVA added Georgetown transfer Dante Harris on Jan. 4, 2023.
- The 6-0, 170-pound guard averaged 10 points, 3.5 rebounds and 3.6 assists in 55 career games for the Hoyas from 2020-22. He shot 36.5 percent from the field and 79.8 percent from the free throw line. Harris scored in double figures 20 times, including a pair of 20-point games.
- Harris averaged 11.9 points and 3.6 rebounds along with team-high in assists (118) as a sophomore in 2021-22.
- He was named the Most Outstanding Player of the 2021 Big East Tournament as a freshman.
- Harris will practice with the Cavaliers and have three years of eligibility beginning with the 2023-24 season.

CAVALIERS INK BUCHANAN AND GERTRUDE TO NLI's

- UVA signed Blake Buchanan (Coeur d'Alene, Idaho/Lake City) and Elijah Gertrude (Jersey City, N.J./Hudson Catholic Regional) to National Letters of Intent on Nov. 9.
- Buchanan is a 6-10, 215-pound skilled forward who averaged 13 points and eight rebounds during his junior season at Lake City High School.
- Buchanan is ranked No. 74 in the On3 rankings.
- Gertrude is a 6-4, 180-pound athletic guard, who averaged 14.3 points as a junior for Hudson Catholic Regional H.S.
- Gertrude is ranked No. 70 in the On3 rankings.

HOLDING FOES UNDER 50

- UVA is 109-2, including a 3-0 mark in 2022-23, when limiting foes to fewer than 50 points during the Tony Bennett era.
- Bennett-coached teams are 134-3 when holding opponents to fewer than 50 points (25-1 in 3 years at Washington State).
- UVA is 27-0 when holding foes to fewer than 40 under Bennett.

UVA VS. RANKED OPPONENTS

- UVA is 50-44 against ranked foes in the Tony Bennett era.
- UVA is 2-2 vs. ranked opponents in 2022-23.
- UVA's 11 ranked wins in 2018-19 marked a school record.
- UVA is 163-337 vs. ranked opponents since 1953-54.
- UVA is 1-31 all-time vs. No. 1-ranked opponents (86-73 win vs. No. 1 North Carolina on Jan. 30, 1986).

REECE IN RARE COMPANY

· Last season, Reece Beekman became the first ACC player since Grant Hill (1993-94) to register at least 175 assists, 50 steals and 25 blocks in a season.

· Beekman joined UNC's Ty Lawson (2008-09), NC State's Chris Corchiani (1988-89) and Sidney Lowe (1980-81 & 1982-83), and Wake Forest's Muggsy Bogues (1984-85) to lead the ACC in assists, steals and assist-to-turnover ratio.

GARDNER EARNS PRESEASON ALL-ACC HONORS

- Jayden Gardner was named to the preseason All-ACC second team for the second consecutive season.
- Gardner landed on the All-ACC third team in 2021-22 after ranking seventh in the ACC in field goal percentage (50.1%) and free throw percentage (79.3%), 12th in scoring (15.3 ppg) and 17th in rebounding (6.4 rpg).

VIRGINIA PICKED THIRD IN THE ACC

- UVA was selected third in the 2022-23 ACC Preseason Poll.
- North Carolina is the preseason favorite, followed by Duke, Virginia, Miami and Florida State in the top five.
- Voters selected Notre Dame sixth, followed by Virginia Tech, Syracuse, Wake Forest and NC State. Clemson was picked 11th followed by Louisville, BC, Pitt and Georgia Tech.
- UVA has finished at or higher than their predicted finish in 12 of the last 14 seasons.

2021-22 SEASON HIGHLIGHTS

- Virginia finished the 2021-22 season with a 21-14 record and finished sixth in the ACC at 12-8.
- The Cavaliers earned their 14th NIT berth and 10th consecutive postseason berth.
- UVA won 21 or more games for the 10th time under head coach Tony Bennett.
- UVA won 12 or more ACC games for the fourth straight year.
- UVA advanced to the ACC Tournament quarterfinals.
- UVA finished with .500 or better road record (7-6) for the sixth straight year.
- UVA captured the Roman Legends Classic in Newark, N.J., defeating Georgia (65-55) and Providence (58-40).
- UVA posted three quad one wins (Providence, Duke & Miami).
- UVA added four quad two wins (@Syracuse, @Clemson, Virginia Tech and Miami).

CAVALIERS IN THE NBA

- Malcolm Brogdon (Indiana), Mamadi Diakite (Cleveland), Joe Harris (Brooklyn), Anthony Gill (Washington), Sam Hauser (Boston), De'Andre Hunter (Atlanta), Ty Jerome (Golden State), Braxton Key (Detroit) and Trey Murphy III (New Orleans) are former Cavaliers who are currently playing in the NBA.
- Diakite, Jerome and Key are on two-way contracts.
- In addition, Indiana head coach Rick Carlisle is a Virginia alum who led Dallas to an NBA title and helped the Cavaliers to an NCAA Final Four in 1984.

ON THE HORIZON

- No. 10 Virginia hosts Boston College (8-11, 2-6 ACC) Saturday, Jan. 28. Tipoff at John Paul Jones Arena is set for Noon on Regional Sports Networks.

UVA RECORDS WATCH

No.	Name	Career Wins at UVA
1.	Tony Bennett (2009-)	330
2.	Terry Holland (1974-90)	326

No.	Name	Player Wins at UVA
1.	Kihei Clark (2019-)	111
	Mamadi Diakite (2016-20)	110

No.	Name	Player ACC Wins at UVA
1.	Kihei Clark (2019-)	65
	Mamadi Diakite (2016-20)	64

No.	Name	Career Minutes
1.	Kihei Clark (2019-)	4,812

No.	Name	Career Games
1.	Kihei Clark (2019-)	145

No.	Name	Career Assists
1.	John Crotty (1988-91)	683
2.	Kihei Clark (2019-)	640

No.	Name	Career Starts
1.	London Perrantes (2014-17)	132
2.	Joe Harris (2013-14)	128
	Ralph Sampson (1980-83)	128
	Bryant Stith (1989-92)	128
5.	Ted Jeffries (1990-93)	127
6.	Junior Burrough (1992-95)	125
	Kihei Clark (2019-)	125

No.	Name	Career Points
26.	Kyle Guy (2017-19)	1,323
27.	Norman Nolan (1995-98)	1,321
28.	Cory Alexander (1992-95)	1,286
29.	Kihei Clark (2019-)	1,278

UVA'S RECORD UNDER TONY BENNETT WHEN..

	All	2022-23
Leading at the half	258-32	9-1
Trailing at the half	62-82	5-2
Tied at the half	10-5	0-0
Playing Overtime	11-10	0-0
Shooting 50% or better	127-11	5-0
Shooting between 40-49.9%	160-45	8-2
Shooting less than 40%	43-64	1-1
Opponents shoot 50% or better	25-32	1-0
Opponents shoot less than 50%	305-88	13-3
UVA outrebounds its opponent	230-37	7-0
Opponent outrebounds UVA	91-79	7-2
Teams are tied in rebounds	9-4	0-1
UVA has 10 or more steals	28-5	3-0
UVA shoots 70% FT or better	204-66	6-3
UVA shoots less than 70% FT	126-55	8-0
Scoring less than 50 points	10-19	0-0
Scoring 50-59 points	47-47	1-0
Scoring 60-69 points	120-42	4-3
Scoring 70-79 points	111-10	7-0
Scoring 80-89 points	38-1	2-0
Scoring more than 90 points	4-0	0-0
Allowing fewer than 50 points	109-2	3-0
Allowing fewer than 40 points	27-0	0-0
Playing in John Paul Jones Arena	187-38	9-1
Playing on the road	88-59	3-2
Playing on a neutral court	55-23	2-0
Game decided by 1-4 points	49-49	1-2
Game decided by 5-10 points	83-31	8-1
Game decided by 11+ points	198-40	5-0
Playing at night	227-83	10-2
Playing in the afternoon	103-37	4-1
Playing on Monday	32-15	1-0
Playing on Tuesday	54-14	3-2
Playing on Wednesday	56-16	2-0
Playing on Thursday	21-10	0-0
Playing on Friday	36-11	3-0
Playing on Saturday	93-44	4-1
Playing on Sunday	37-10	1-0
Playing in November	78-15	6-0
Playing in December	58-17	4-2
Playing in January	80-29	4-1
Playing in February	64-34	0-0
Playing in March	48-25	0-0
Playing in April	2-0	0-0

CAVALIERS IN THE PROS

- Justin Anderson** (2013-15), Fort Wayne (G League)
- Darion Atkins** (2012-15), Trento (Italian Serie A)
- Malcolm Brogdon** (2012-16), Boston (NBA)
- Mamadi Diakite** (2016-20), Cleveland (NBA/G League)
- Anthony Gill** (2014-16), Washington (NBA)
- Kyle Guy** (2017-19), Joventut (Liga ACB)
- Devon Hall** (2015-18), Milano (Italian Serie A)
- Joe Harris** (2011-14), Brooklyn (NBA)
- Sam Hauser** (2021), Boston (NBA)
- De'Andre Hunter** (2017-19), Atlanta (NBA)
- Ty Jerome** (2017-19), Golden State (NBA)
- Braxton Key** (2019-20), Motor City (G League), Detroit (NBA)
- Sylvan Landesberg** (2009-10), Shandong-Heroes (CBA)
- Jerome Meyinsse** (2007-10), Ironi Hai (Israel Winner)
- Laurynas Mikalauskas** (2006-08), Telsiai (Lithuanian NKL)
- Akil Mitchell** (2011-14), AEK Athens (Greek GBL)
- Trey Murphy III** (2021), New Orleans (NBA)
- London Perrantes** (2014-17), Hapoel Galil Gilboa (Israeli Winner)
- Jack Salt** (2016-19), Taylor (New Zealand NBL)
- Mike Scott** (2008-12), Sluc Nancy Basket Pro (French ProA)
- Kody Stattmann** (2019-22), Brisbane (Australian NBL)
- Mike Tobey** (2013-16), Barcelona (Liga ACB)
- Tomas Woldetensae** (2020-21), Varese (Italian Serie A2)

GAME 1 - NO. 18 VIRGINIA 73, NCCU 61



Official Basketball Box Score - Final
N.C. Central at Virginia
 11/07/22 John Paul Jones Arena, Charlottesville
 2022-23 Men's Basketball

Game Time: 9:00 PM
 Game Duration: 1:58
 Attendance: 13,328

Officials: Roger Ayers, Anthony Franklin, Scott Arbogast

N.C. Central - 61

Record: 0-1

NO. Name	Min	FG	3P	FT	Rebounds	Fouls	TP	AS	TO	ST	Blocks	+/-
		M-A	M-A	M-A	OR DR TOT	PF FD					BS BA	
2 Kris Monroe	F 23:52	0-7	0-4	0-0	2 2 4	0 4	0	2	0	0	0	-10
35 Brendan Medley-Bacon	C 25:48	2-5	0-0	2-3	1 5 6	3 2	6	1	0	0	1	-6
5 Justin Wright	G 32:16	7-13	3-3	3-4	2 1 3	2 3	20	1	2	2	0	-5
11 Marque Maulsby	G 13:49	1-3	1-2	0-0	0 2 2	4 0	3	1	1	0	0	-2
21 Eric Boone	G 36:47	7-9	1-1	3-5	1 3 4	2 6	18	3	3	3	0	-7
52 Devin Butts	G 19:37	2-6	2-5	0-0	0 1 1	4 0	6	0	0	0	0	-9
44 Dan Oladapo	20:01	0-3	0-0	1-2	1 2 3	2 1	1	0	0	0	0	-7
0 Fred Cleveland Jr.	03:13	0-1	0-1	0-0	0 0 0	0 0	0	1	0	0	0	-5
10 Devin Gordon	18:25	2-5	1-3	0-0	1 0 1	2 0	5	0	1	3	1	-4
23 Cameron Butler	04:23	1-1	0-0	0-0	1 0 1	2 0	2	1	0	0	0	-1
1 Ja'Darius Harris	01:49	0-0	0-0	0-0	0 0 0	0 0	0	0	0	0	0	-4
Team					1 3 4	0	0	0	0	0	0	
Totals		22-53	8-19	9-14	8 19 27	25 12	61	8	8	6	4	4

Technical Fouls: NONE

Virginia - 73

Record: 1-0

NO. Name	Min	FG	3P	FT	Rebounds	Fouls	TP	AS	TO	ST	Blocks	+/-
		M-A	M-A	M-A	OR DR TOT	PF FD					BS BA	
1 Jayden Gardner	F 19:41	0-4	0-0	3-5	4 5 9	0 4	3	0	0	0	1	-1
21 Kadin Shedrick	F 27:15	3-6	0-1	4-4	2 5 7	3 4	10	2	2	2	1	8
0 Kheii Clark	G 34:08	3-9	2-6	1-4	0 2 2	1 4	9	5	2	0	0	11
2 Reece Beekman	G 26:05	3-7	2-3	2-2	0 3 3	3 2	10	5	4	1	0	9
4 Armaan Franklin	G 34:52	5-9	4-7	7-8	1 3 4	1 7	21	1	0	0	0	10
11 Isaac McKneely	22:42	1-4	1-4	0-0	0 1 1	1 0	3	0	1	0	0	-1
5 Ben Vander Plas	22:52	2-5	2-4	1-2	0 4 4	1 1	7	2	0	1	1	4
22 Francisco Caffaro	10:12	3-3	0-0	4-5	1 3 4	2 3	10	1	0	0	0	7
10 Taine Murray	02:13	0-0	0-0	0-0	0 1 1	0 0	0	0	0	0	0	2
Team					2 0 2	0	0	1	0	0	0	
Totals		20-47	11-25	22-30	10 27 37	12 25	73	16	8	4	4	12

Technical Fouls: NONE

	NCC	UVA
Biggest lead	2 (1 st 19:04)	16 (1 st 7:08)
Best Scoring Run	12 (2 nd 14:21)	10 (2 nd 10:10)
Lead Changes	3	0
Times Tied	0	0
Time with Lead	01:56	37:08

Points from	NCC	UVA
Turnovers	10	6
Paint	20	18
Second Chance	6	10
Fast Breaks	9	10
Bench	14	20

Period by Period Scoring	1st	2nd	TOT
NCC	30	31	61
UVA	38	35	73

GAME 2 - NO. 18 VIRGINIA 89, MONMOUTH 42



Official Basketball Box Score - Final
Monmouth at Virginia
 11/11/22 John Paul Jones Arena, Charlottesville
 #18 Virginia vs Monmouth Men's Basketball

Game Time: 9:00 PM
 Game Duration: 1:54
 Attendance: 13,487

Officials: Ted Valentine, Jeffrey Clark, Justin Porterfield

Monmouth - 42

Record: 0-2

NO. Name	Min	FG	3P	FT	Rebounds	Fouls	TP	AS	TO	ST	Blocks	+/-
		M-A	M-A	M-A	OR DR TOT	PF FD					BS BA	
5 Myles Foster	F 17:33	5-7	0-0	0-1	2 2 4	4 3	10	0	3	0	0	-12
35 Klemen Vuga	F 25:51	1-3	0-0	0-0	0 3 3	0 1	2	0	3	1	0	-30
13 Jack Collins	G 18:00	2-5	1-4	0-0	1 0 1	3 1	5	1	2	0	0	-20
20 Tahrion Allen	G 26:25	2-7	0-1	1-5	1 3 4	2 4	5	1	2	0	0	-25
24 Myles Ruth	G 21:02	2-6	0-0	4-4	0 1 1	2 3	8	0	1	1	0	-2
14 Jack Holmstrom	24:26	1-4	1-2	0-0	1 1 2	1 1	3	0	0	0	0	-32
33 Amaan Sandhu	21:18	0-1	0-1	1-2	0 0 0	3 2	1	1	3	0	0	-36
3 Jakari Spence	18:58	0-1	0-1	1-2	1 1 2	4 2	1	2	0	0	0	-26
4 Andrew Ball	13:05	1-3	1-2	0-0	0 2 2	0 1	3	0	2	0	0	-24
1 Jayden Doyle	13:22	2-4	0-0	0-1	0 1 1	2 1	4	0	2	1	0	-8
Team					0 1 1	0	0	3	0	0	0	
Totals		16-41	3-11	7-15	6 15 21	21 20	42	5	21	3	0	-47

Technical Fouls: NONE

Virginia - 89

Record: 2-0

NO. Name	Min	FG	3P	FT	Rebounds	Fouls	TP	AS	TO	ST	Blocks	+/-
		M-A	M-A	M-A	OR DR TOT	PF FD					BS BA	
1 Jayden Gardner	F 15:46	3-7	0-0	3-4	3 2 5	4 2	9	1	0	0	0	7
21 Kadin Shedrick	F 20:54	2-4	0-0	5-6	2 5 7	2 6	9	0	1	3	1	0
0 Kheii Clark	G 20:26	3-4	2-3	0-0	1 0 1	1 2	8	7	0	2	0	32
2 Reece Beekman	G 21:27	2-7	1-4	2-2	1 1 2	2 1	7	6	1	2	0	21
4 Armaan Franklin	G 18:22	3-6	2-4	0-0	0 3 3	3 1	8	0	2	0	0	18
11 Isaac McKneely	27:36	5-8	4-6	1-3	0 2 2	0 1	15	1	0	0	0	35
5 Ben Vander Plas	19:11	3-4	2-3	2-3	0 3 3	1 3	10	3	0	0	1	36
13 Ryan Dunn	26:42	5-6	1-1	2-4	1 5 6	3 3	13	2	0	2	3	36
10 Taine Murray	16:04	3-6	1-3	0-0	0 0 0	2 0	7	1	0	0	0	15
12 Chase Coleman	08:30	0-1	0-1	0-0	0 0 0	1 1	0	2	1	0	0	8
24 Tristan How	05:02	1-1	0-0	1-2	1 2 3	1 1	3	0	0	0	0	3
Team					2 1 3	0	0	1	0	0	0	
Totals		30-54	13-25	16-25	11 24 35	20 21	89	23	6	9	8	47

Technical Fouls: NONE

	MON	UVA
Biggest lead	4 (1 st 18:47)	47 (2 nd 1:02)
Best Scoring Run	4 (1 st 18:47)	17 (2 nd 11:43)
Lead Changes	2	15
Times Tied	1	2
Time with Lead	06:13	32:33

Points from	MON	UVA
Turnovers	2	35
Paint	24	32
Second Chance	2	15
Fast Breaks	2	12
Bench	12	48

Period by Period Scoring	1st	2nd	TOT
MON	21	21	42
UVA	42	47	89

GAME 3 - NO. 16 VIRGINIA 86, NO. 5 BAYLOR 79



Official Basketball Box Score - Final
Virginia at Baylor
 11/18/22 T-Mobile Arena, Las Vegas
 2022-23 Men's Basketball

Game Time: 4:00 PM
 Game Duration: 2:19

Officials: Ray Naili, Bert Smith, Greg Nixon

Virginia - 86

Record: 3-0

NO. Name	Min	FG	3P	FT	Rebounds	Fouls	TP	AS	TO	ST	Blocks	+/-
		M-A	M-A	M-A	OR DR TOT	PF FD					BS BA	
1 Jayden Gardner	F 17:12	1-4	0-0	5-7	0 3 3	2 4	7	2	2	1	0	3
21 Kadin Shedrick	F 32:16	6-6	0-0	5-7	0 3 3	5 5	17	1	2	2	2	-2
0 Kheii Clark	G 35:23	3-8	1-2	0-0	0 4 4	0 2	7	3	3	0	0	-7
2 Reece Beekman	G 33:32	2-6	2-2	4-4	0 1 1	1 3	10	10	3	1	1	5
4 Armaan Franklin	G 33:26	7-12	3-6	9-10	1 3 4	2 5	26	1	1	3	0	14
5 Ben Vander Plas	24:06	4-5	2-3	4-6	0 2 2	1 4	14	1	1	0	0	8
11 Isaac McKneely	11:13	0-1	0-0	0-0	0 0 0	1 0	2	0	0	0	0	14
22 Francisco Caffaro	06:18	1-1	0-0	0-0	2 0 2	2 0	2	0	0	0	0	9
13 Ryan Dunn	06:34	1-2	1-1	0-1	0 0 0	1 1	3	0	0	0	0	3
Team					5 3 8	0	0	2	0	0	0	
Totals		25-45	9-14	27-35	8 19 27	15 24	86	20	14	8	3	27

Technical Fouls: Franklin 2nd 12:08

Baylor - 79

Record: 3-1

NO. Name	Min	FG	3P	FT	Rebounds	Fouls	TP	AS	TO	ST	Blocks	+/-
		M-A	M-A	M-A	OR DR TOT	PF FD					BS BA	
0 Flo Thamba	F 26:47	3-3	0-0	0-0	1 4 5	3 2	6	2	1	1	0	-3
11 Jalen Bridges	F 22:13	0-5	0-3	2-2	1 1 2	2 1	2	0	1	1	1	-2
1 Keyonte George	G 27:26	6-15	3-6	5-5	0 0 0	5 5	20	2	5	2	0	1
4 LJ Cryer	G 31:12	8-12	3-5	0-0	0 0 0	1 1	19	4	0	0	0	2
10 Adam Flagler	G 37:09	5-14	4-8	1-1	0 2 2	2 0	15	7	3	2	0	-1
3 Dale Bonner	22:50	1-3	0-2	2-2	1 3 4	5 2	4	0	2	0	1	-7
15 Josh Ojarwuna	09:00	1-1	0-0	0-0	1 2 3	1 1	2	0	0	0	0	-10
33 Caleb Lohner	19:44											

GAME 5 - NO. 5 VIRGINIA 72, MARYLAND EASTERN SHORE 45



Official Basketball Box Score - Final
UMES at Virginia
11/25/22 John Paul Jones Arena, Charlottesville

Game Time: 6:00 PM
Game Duration: 1:42
Attendance: 13,882

No. 5 Virginia vs Maryland-Eastern Shore Men's Basketball
Officials: Brian O'Connell, Tommy Morrissey, Dwayne Gladden

Box score table for Game 5, Virginia vs UMES. Columns include NO., Name, Min, FG, 3P, FT, Rebounds, Fouls, TP, AS, TO, ST, Blocks, +/-.

Shooting By Period table for Game 5, showing 1st, 2nd, 3rd, and GM FG%, 3PT%, and FT%.

Box score table for Game 5, Virginia vs UMES (continued). Includes team totals and technical fouls.

Summary table for Game 5, including Biggest lead, Best Scoring Run, Lead Changes, Times Tied, Time with Lead, Points from Turnovers, Paint, Second Chance, Fast Breaks, Bench, and Period by Period Scoring.

GAME 6 - NO. 3 VIRGINIA 70, MICHIGAN 68



Official Basketball Box Score - Final
Virginia at Michigan
11/29/22 Crisler Center, Ann Arbor

Game Time: 9:30 PM
Game Duration: 2:04
Attendance: 12,200

2022-23 Men's Basketball
Officials:

Box score table for Game 6, Virginia vs Michigan. Columns include NO., Name, Min, FG, 3P, FT, Rebounds, Fouls, TP, AS, TO, ST, Blocks, +/-.

Shooting By Period table for Game 6, showing 1st, 2nd, 3rd, and GM FG%, 3PT%, and FT%.

Box score table for Game 6, Michigan vs Virginia. Columns include NO., Name, Min, FG, 3P, FT, Rebounds, Fouls, TP, AS, TO, ST, Blocks, +/-.

Shooting By Period table for Game 6, showing 1st, 2nd, 3rd, and GM FG%, 3PT%, and FT%.

Summary table for Game 6, including Biggest lead, Best Scoring Run, Lead Changes, Times Tied, Time with Lead, Points from Turnovers, Paint, Second Chance, Fast Breaks, Bench, and Period by Period Scoring.

GAME 7 - NO. 3 VIRGINIA 62, FLORIDA STATE 57



Official Basketball Box Score - Final
Florida St. at Virginia
12/03/22 John Paul Jones Arena, Charlottesville

Game Time: 2:00 PM
Game Duration: 2:08
Attendance: 14,280

No. 3 Virginia vs Florida State Men's Basketball
Officials: Ron Groover, Doug Simons, Clarence Armstrong

Box score table for Game 7, Virginia vs Florida State. Columns include NO., Name, Min, FG, 3P, FT, Rebounds, Fouls, TP, AS, TO, ST, Blocks, +/-.

Shooting By Period table for Game 7, showing 1st, 2nd, 3rd, and GM FG%, 3PT%, and FT%.

Box score table for Game 7, Virginia vs Florida State (continued). Includes team totals and technical fouls.

Summary table for Game 7, including Biggest lead, Best Scoring Run, Lead Changes, Times Tied, Time with Lead, Points from Turnovers, Paint, Second Chance, Fast Breaks, Bench, and Period by Period Scoring.

GAME 8 - NO. 3 VIRGINIA 55, JMU 50



Official Basketball Box Score - Final
James Madison at Virginia
12/06/22 John Paul Jones Arena, Charlottesville

Game Time: 8:00 PM
Game Duration: 2:10
Attendance: 14,193

2022-23 Men's Basketball
Officials: Jamie Luckie, Job Hartness, Justin Porterfield

Box score table for Game 8, Virginia vs JMU. Columns include NO., Name, Min, FG, 3P, FT, Rebounds, Fouls, TP, AS, TO, ST, Blocks, +/-.

Shooting By Period table for Game 8, showing 1st, 2nd, 3rd, and GM FG%, 3PT%, and FT%.

Box score table for Game 8, Virginia vs JMU (continued). Includes team totals and technical fouls.

Summary table for Game 8, including Biggest lead, Best Scoring Run, Lead Changes, Times Tied, Time with Lead, Points from Turnovers, Paint, Second Chance, Fast Breaks, Bench, and Period by Period Scoring.

GAME 9 - NO. 5 HOUSTON 69, NO. 2 VIRGINIA 61



Official Basketball Box Score - Final
Houston at Virginia
 12/17/22 John Paul Jones Arena, Charlottesville
 No. 2 Virginia vs No. 5 Houston Men's Basketball

Game Time: 2:00 PM
 Game Duration: 1:56
 Attendance: 14,629

Officials: Ron Groover, Pat Driscoll, Brent Hampton

Houston - 69		Record: 11-1												
NO. Name	Min	FG	3P	FT	Rebounds	Fouls	TP	AS	TO	ST	Blocks	+/		
		M-A	M-A	M-A	OR DR TOT	PF FD					BS BA			
13 J'Wan Roberts	F	21:51	5-7	0-0	0-0	1 5 6	3 0	10	1	1	0	0	-6	
25 Jarace Walker	F	38:13	6-11	2-3	3-3	2 5 7	3 2	17	4	1	1	1	10	
0 Marcus Sasser	G	38:53	4-14	3-10	2-3	0 0 0	1 4	13	3	0	3	0	1 5	
1 Jamal Sheard	G	34:47	5-9	1-4	0-0	0 3 3	2 2	11	4	2	0	0	0 6	
12 Tramon Mark	G	36:54	3-6	2-2	5-6	1 5 6	0 4	13	3	0	1	0	1 7	
5 Ja'Vier Francis	G	03:38	1-1	0-0	1-1	0 0 0	1 1	3	0	0	0	0	0 1	
21 Emanuel Sharp	G	09:26	0-2	0-2	0-0	0 1 1	0 0	1	0	0	0	0	0 6	
32 Reggie Chaney	G	16:18	1-1	0-0	0-0	0 2 2	5 0	2	2	1	0	2	0 11	
Team						2 4 2		0	1					
Totals		25:51	8-21	11-13	7 23 30	17 13		69	17	8	4	3	3 8	

Shooting By Period		
1st FG%	13-27	48.1%
3PT%	3-11	27.3%
FT%	1-1	100%
2nd FG%	12-24	50.0%
3PT%	5-10	50.0%
FT%	10-12	83.3%
GM FG%	25-51	49.0%
3PT%	8-21	38.1%
FT%	11-13	84.6%

Dead Ball Rebounds: 1 0

Virginia - 61		Record: 8-1												
NO. Name	Min	FG	3P	FT	Rebounds	Fouls	TP	AS	TO	ST	Blocks	+/		
		M-A	M-A	M-A	OR DR TOT	PF FD					BS BA			
1 Jayden Gardner	F	33:17	4-8	0-0	5-6	2 4 6	0 3	13	0	0	0	1	-11	
21 Kadin Shedrick	F	28:49	7-8	0-0	2-2	1 4 5	3 2	16	1	1	0	1	0 4	
0 Kihel Clark	G	33:18	2-8	1-5	4-4	0 2 2	4 2	9	8	2	1	0	-2	
2 Reece Beekman	G	35:35	1-5	1-3	1-2	1 2 3	4 3	4	5	3	1	1	-4	
4 Armaan Franklin	G	24:10	3-6	2-3	2-2	0 6 6	1 5	10	0	1	0	0	-9	
5 Ben Vander Plas	G	16:59	0-7	0-6	0-0	0 0 0	0 0	1	0	1	1	0	-9	
11 Isaac McKneely	G	24:46	3-6	2-5	1-1	0 2 2	1 1	9	0	0	0	0	-2	
13 Ryan Dunn	G	03:08	0-0	0-0	0-0	0 1 1	0 0	0	0	0	0	0	-7	
Team						1 2 3		0	2					
Totals		20:48	6-22	15-17	6 20 26	13 17		61	15	10	2	3	-8	

Shooting By Period		
1st FG%	9-22	40.9%
3PT%	4-13	30.8%
FT%	4-4	100%
2nd FG%	11-26	42.3%
3PT%	2-9	22.2%
FT%	11-13	84.6%
GM FG%	20-48	41.7%
3PT%	6-22	27.3%
FT%	15-17	88.2%

Dead Ball Rebounds: 1 0

HOU		UVA		Points from		HOU		UVA		Period by Period Scoring	
Biggest lead	11 (2 nd 14:37)	9 (1 st 16:27)	Turnovers	9	12	1st	2nd	TOT	1st	2nd	TOT
Best Scoring Run	9 (1 st 8:25)	9 (1 st 16:27)	Paint	26	26	HOU	30	39	69		
Lead Changes	3		Second Chance	6	9	UVA	26	35	61		
Times Tied	1		Fast Breaks	5	2						
Time with Lead	27:24	11:25	Bench	5	9						

GAME 11 - NO. 13 VIRGINIA 66, UALBANY 46



Official Basketball Box Score - Final
UAlbany at Virginia
 12/28/22 John Paul Jones Arena, Charlottesville
 No. 13 Virginia vs UAlbany Men's Basketball

Game Time: 6:00 PM
 Game Duration: 1:53
 Attendance: 14,289

Officials: Lee Cassel, Paul Szec, Jenna Reuse

UAlbany - 46		Record: 5-10												
NO. Name	Min	FG	3P	FT	Rebounds	Fouls	TP	AS	TO	ST	Blocks	+/		
		M-A	M-A	M-A	OR DR TOT	PF FD					BS BA			
1 Gerald Drumgoole Jr.	F	31:19	2-12	1-7	2-2	0 4 4	2 3	7	0	1	0	0	-21	
3 Trey Hutcheson	F	27:20	3-7	1-5	0-0	1 4 5	2 0	7	0	0	1	2	-23	
15 Jonathan Beagle	F	34:16	4-6	0-2	1-3	1 4 5	3 2	9	4	3	0	0	-17	
13 Sarju Patel	G	24:08	1-3	0-2	1-2	0 2 0	0 1	3	0	0	0	1	-23	
44 Marcus Jackson	G	14:01	0-3	0-0	0-0	1 0 1	4 0	0	1	0	0	0	-2	
4 Malik Edmead	G	23:30	2-7	1-1	4-4	0 1 1	3 2	9	3	2	1	0	-15	
11 Tairi Kethner	G	08:12	0-2	0-0	0-0	0 1 1	1 0	0	2	0	0	1	-3	
2 Da'Quan Davis	28:44	4-11	3-9	0-0	0 6 6	1 1	11	1	1	0	0	0	-2	
10 Aaron Reddish	09:01	0-1	0-0	0-0	0 0 0	0 0	0	0	0	0	0	0	-1	
14 Japannah Kellogg	01:29	0-0	0-0	0-0	0 0 0	0 0	0	0	0	0	0	0	3	
Team						2 4 4		0	2					
Totals		16:52	6-27	8-11	6 24 30	16 9 46		9	10	3	3	7	-20	

Shooting By Period		
1st FG%	9-23	39.1%
3PT%	3-12	25.0%
FT%	4-4	100%
2nd FG%	7-29	24.1%
3PT%	3-15	20.0%
FT%	5-7	71.4%
GM FG%	16-52	30.8%
3PT%	6-27	22.2%
FT%	8-11	72.7%

Dead Ball Rebounds: 3 0

Virginia - 66		Record: 9-2												
NO. Name	Min	FG	3P	FT	Rebounds	Fouls	TP	AS	TO	ST	Blocks	+/		
		M-A	M-A	M-A	OR DR TOT	PF FD					BS BA			
1 Jayden Gardner	F	27:15	7-11	0-0	2-3	3 4 7	0 2	16	0	0	0	2	19	
5 Ben Vander Plas	F	15:06	1-4	1-4	0-2	1 1 2	3 1	3	1	0	0	1	5	
0 Kihel Clark	G	26:41	3-4	1-1	1-2	0 4 4	1 2	8	10	2	2	0	1 25	
4 Armaan Franklin	G	31:08	7-13	3-6	3-3	1 3 2	0 3	20	0	1	0	2	0 36	
11 Isaac McKneely	G	27:56	2-7	0-3	1-1	0 1 2	3 2	1	5	2	1	1	0 9	
21 Kadin Shedrick	22:00	3-6	0-0	2-2	1 5 6	1 3	8	1	0	1	1	0	18	
10 Taine Murray	13:15	0-2	0-2	0-2	0 3 3	0 1	2	0	0	0	0	0	-6	
13 Ryan Dunn	18:02	1-2	0-1	0-0	0 3 3	0 1	2	0	2	0	1	0	-6	
22 Francisco Caffaro	13:27	1-1	0-0	0-5	0 2 2	1 3	2	0	1	0	0	0	5	
12 Chase Coleman	05:10	0-2	0-1	0-0	0 0 0	0 0	0	1	0	0	0	0	-6	
Team						2 4 6		0	1					
Totals		25:52	5-18	11-20	8 30 38	9 16		66	15	8	4	7	3 20	

Shooting By Period		
1st FG%	13-29	44.8%
3PT%	1-7	14.3%
FT%	6-9	66.7%
2nd FG%	12-23	52.2%
3PT%	4-11	36.4%
FT%	5-11	45.5%
GM FG%	25-52	48.1%
3PT%	5-18	27.8%
FT%	11-20	55.0%

Dead Ball Rebounds: 4 0

ALB		UVA		Points from		ALB		UVA		Period by Period Scoring	
Biggest lead	4 (1 st 7:55)	28 (2 nd 4:30)	Turnovers	2	9	1st	2nd	TOT	1st	2nd	TOT
Best Scoring Run	8 (1 st 7:55)	18 (2 nd 17:17)	Paint	18	34	ALB	24	22	46		
Lead Changes	7		Second Chance	2	9	UVA	33	33	66		
Times Tied	3		Fast Breaks	2	14						
Time with Lead	03:32	32:32	Bench	20	14						

GAME 10 - NO. 22 MIAMI 66, NO. 6 VIRGINIA 64



Official Basketball Box Score - Final
Virginia at Miami (FL)
 12/20/22 Watson Center, Coral Gables
 2022-23 Men's Basketball

Game Time: 8:30 PM
 Game Duration: 2:11
 Attendance: 5,257

Officials: Ted Valentine, Bill Covington Jr., Tony Henderson

Virginia - 64		Record: 8-2 (1-1)												
NO. Name	Min	FG	3P	FT	Rebounds	Fouls	TP	AS	TO	ST	Blocks	+/		
		M-A	M-A	M-A	OR DR TOT	PF FD					BS BA			
1 Jayden Gardner	F	20:26	4-6	0-0	0-2	0 2 2	2 2	8	0	2	0	0	-19	
21 Kadin Shedrick	F	10:43	1-2	0-0	0 1 1	2 0 2	0 2	0	1	0	1	0	-1	
0 Kihel Clark	G	30:00	2-10	1-3	8-9	2 2 4	2 5	13	3	0	3	0	-6	
2 Reece Beekman	G	34:31	5-9	0-1	0-1	2 7 9	3 2	10	9	4	0	0	2 4	
4 Armaan Franklin	G	13:04	0-7	0-3	0-0	0 2 0	0 0	0	0	0	0	0	-24	
5 Ben Vander Plas	27:18	7-13	4-9	2-3	2 2 4	3 4	20	2	1	0	0	1	11	
11 Isaac McKneely	30:43	1-9	1-7	2-2	0 5 5	1 1	5	3	2	1	0	1	21	
10 Taine Murray	08:54	1-1	0-0	0-0	0 1 1	1 1	2	0	1	0	0	0	-3	
22 Francisco Caffaro	07:53	1-1	0-0	2-2	1 1 2	2 1	4	0	1	0	0	0	-6	
13 Ryan Dunn	16:28	0-2												

GAME 13 - PITTSBURGH 68, NO. 11 VIRGINIA 65



Official Basketball Box Score - Final
Virginia at Pittsburgh
 01/03/23 Petersen Events Center, Pittsburgh
 2022-23 Men's Basketball

Game Time: 9:00 PM
 Game Duration: 2:00
 Attendance: 4,464

Officials: Ted Valentine, Pat Driscoll, Matt Potter

Virginia - 65		Record: 10-3 (2-2)									
NO. Name	Min	FG M-A	3P M-A	FT M-A	Rebounds OR DR TOT	Fouls PF FD	TP	AS	TO	ST	Blocks BS BA +/-
1 Jayden Gardner	F 23:22	2-7	0-0	0-0	1 2 3	2 1 4	1	0	2	0	0 -4
21 Kadin Shedrick	F 26:36	4-5	0-0	2-2	2 4 4	3 3 10	2	0	0	1	1 5
0 Kihel Clark	G 34:38	7-12	2-5	1-1	0 4 4	4 1 17	8	5	0	0	0 4
2 Reece Beekman	G 35:32	4-9	3-5	1-1	0 6 6	2 2 12	3	1	0	0	1 -6
4 Armaan Franklin	G 30:08	6-12	2-3	0-0	1 3 4	1 0 14	3	0	2	0	1 3
5 Ben Vander Plas	21:57	1-4	0-3	0-0	1 0 1	2 1 2	0	0	2	0	0 -11
11 Isaac McKneely	22:52	2-5	2-5	0-0	0 0 0	1 1 6	0	0	0	1	0 -8
13 Ryan Dunn	04:55	0-1	0-0	0-0	1 1 2	2 0 0	0	1	0	0	0 2
Team					0 4 4		0	1			
Totals		26-55	9-21	4-4	6 22 28	18 9 65	17	11	7	1	3 -3

Shooting By Period	
1st FG%	13-27 48.1%
3PT%	5-14 35.7%
FT%	2-2 100%
2nd FG%	13-28 46.4%
3PT%	4-7 57.1%
FT%	2-2 100%
GM FG%	26-55 47.3%
3PT%	9-21 42.9%
FT%	4-4 100.0%

Dead Ball Rebounds: 0, 1

Pittsburgh - 68		Record: 11-4 (4-0)									
NO. Name	Min	FG M-A	3P M-A	FT M-A	Rebounds OR DR TOT	Fouls PF FD	TP	AS	TO	ST	Blocks BS BA +/-
2 Blake Hinson	F 36:57	6-13	3-7	1-2	0 3 3	1 5	16	1	2	0	1 1 5
33 Federico Federiko	G 33:24	4-6	0-0	0-0	6 5 11	2 2	8	2	1	1	0 0 5
0 Nely Cummings	G 33:53	2-4	0-2	2-2	0 1 1	1 2	6	8	0	2	0 0 0
3 Greg Elliott	G 19:39	1-7	1-7	2-2	0 3 3	2 1	5	2	1	1	0 0 -3
11 Jamarian Burton	G 38:03	5-14	0-0	5-5	0 4 4	2 5	15	2	0	1	0 8
22 Nike Sibande	26:40	5-8	3-4	3-4	1 5 6	1 2	16	1	2	0	1 0 7
31 Jorge Diaz Graham	04:10	0-1	0-0	0-0	0 1 0	0 0	0	0	1	0	0 -8
5 Nate Santos	01:57	0-0	0-0	0-0	0 0 0	0 0	0	0	0	0	0 -5
25 Guillermo Diaz Graham	05:17	0-1	0-1	2-2	0 0 0	0 1	2	0	0	1	0 0 0
Team					2 1 3		0	0			
Totals		23-54	7-22	15-17	9 23 32	9 18 68	16	8	5	3	1 3

Shooting By Period	
1st FG%	8-25 32.0%
3PT%	3-11 27.3%
FT%	4-5 80%
2nd FG%	15-29 51.7%
3PT%	11-12 91.7%
GM FG%	23-54 42.6%
3PT%	7-22 31.8%
FT%	15-17 88.2%

Dead Ball Rebounds: 1, 0

Technical Fouls: NONE	
Biggest lead	
UVA	PITT
13 (1st 4:39)	6 (2nd 0:03)
Best Scoring Run	
8 (1st 6:08)	14 (2nd 10:47)
Lead Changes	
5	
Times Tied	
6	
Time with Lead	
27:57	07:19

Points from Turnovers	
UVA	PITT
12	21
Paint	
24	24
Second Chance	
11	11
Fast Breaks	
0	7
Bench	
8	18

Period by Period Scoring			
	1st	2nd	TOT
UVA	33	32	65
PITT	23	45	68

GAME 14 - NO. 11 VIRGINIA 73, SYRACUSE 66



Official Basketball Box Score - Final
Syracuse at Virginia
 01/07/23 John Paul Jones Arena, Charlottesville
 2022-23 Men's Basketball

Game Time: 5:00 PM
 Game Duration: 2:04
 Attendance: 14,217

Officials: Jamie Lucke, Clarence Armstrong, Jeff Poff

Syracuse - 66		Record: 10-6 (3-2)									
NO. Name	Min	FG M-A	3P M-A	FT M-A	Rebounds OR DR TOT	Fouls PF FD	TP	AS	TO	ST	Blocks BS BA +/-
0 Chris Bell	F 15:53	3-3	2-2	0-0	0 0 0	0 0	8	0	0	0	0 0 -6
2 John Bol Ajak	F 03:35	0-0	0-0	0-0	0 0 0	1 0	0	0	1	0	0 -8
14 Jesse Edwards	C 26:06	2-5	0-0	0-0	3 7 10	1 2	4	3	4	2	1 0 -13
3 Judah Mintz	G 35:22	7-14	1-1	3-4	0 4 4	3 9	18	3	4	1	0 2 -8
11 Joseph Girard III	G 27:41	6-17	5-9	2-2	0 3 3	1 1	19	2	1	2	0 2 -8
1 Malik Brown	36:26	3-6	0-0	4-6	3 5 8	4 3	10	0	3	2	1 2 1
5 Justin Taylor	23:27	3-7	0-2	1-2	1 1 2	1 1	7	2	1	2	1 0 -2
10 Symir Torrence	12:28	0-0	0-0	0-0	0 1 1	4 0	5	0	0	0	0 8
24 Quadir Copeland	01:07	0-0	0-0	0-0	0 0 0	0 0	0	0	1	0	0 -5
55 Mounir Hima	13:54	0-2	0-0	0-1	1 5 6	3 1	0	0	1	0	4 0 6
Team					1 2 3		0	0			
Totals		24-54	8-14	10-15	9 28 37	20 17	66	15	16	9	7 6 -7

Shooting By Period	
1st FG%	10-26 38.5%
3PT%	2-5 40.0%
FT%	4-4 100%
2nd FG%	14-28 50.0%
3PT%	6-9 66.7%
FT%	6-11 54.5%
GM FG%	24-54 44.4%
3PT%	8-14 57.1%
FT%	10-15 66.7%

Dead Ball Rebounds: 3, 0

Virginia - 73		Record: 11-3 (3-2)									
NO. Name	Min	FG M-A	3P M-A	FT M-A	Rebounds OR DR TOT	Fouls PF FD	TP	AS	TO	ST	Blocks BS BA +/-
1 Jayden Gardner	F 26:54	4-11	0-0	2-3	1 2 3	2 4	10	0	0	0	3 8
21 Kadin Shedrick	F 23:29	4-6	0-0	3-4	3 4 7	4 3	11	0	1	3	4 1 4
0 Kihel Clark	G 32:24	2-5	0-1	1-2	1 1 2	3 5	11	3	4	2	0 0 5
2 Reece Beekman	G 31:18	3-5	2-3	5-6	0 1 1	3 3	13	7	1	2	0 0 11
4 Armaan Franklin	G 33:54	4-11	4-9	4-7	2 4 6	1 5	16	3	1	2	1 2 7
5 Ben Vander Plas	24:45	2-7	2-6	0-0	0 4 4	1 0	6	1	2	1	1 0 -1
11 Isaac McKneely	22:24	4-7	4-7	0-0	0 3 3	2 0	12	0	1	1	0 0 -2
22 Francisco Caffaro	04:52	0-1	0-0	0-0	0 2 2	1 0	0	0	1	0	0 1 3
Team					0 2 2		0	0			
Totals		23-53	12-26	15-22	7 23 30	17 20	73	22	10	11	6 7 7

Shooting By Period	
1st FG%	12-25 48.0%
3PT%	7-13 53.9%
FT%	4-6 66.7%
2nd FG%	11-28 39.3%
3PT%	5-13 38.5%
FT%	11-16 68.8%
GM FG%	23-53 43.4%
3PT%	12-26 46.2%
FT%	15-22 68.2%

Dead Ball Rebounds: 2, 0

Technical Fouls: NONE	
Biggest lead	
SYR	UVA
0 (1st 20:00)	23 (2nd 15:24)
Best Scoring Run	
13 (2nd 4:50)	12 (2nd 16:03)
Lead Changes	
0	
Times Tied	
0	
Time with Lead	
00:00	39:26

Points from Turnovers	
SYR	UVA
17	23
Paint	
20	18
Second Chance	
5	6
Fast Breaks	
4	19
Bench	
17	18

Period by Period Scoring			
	1st	2nd	TOT
SYR	26	40	66
UVA	35	38	73

GAME 15 - NO. 13 VIRGINIA 65, NORTH CAROLINA 58



Official Basketball Box Score - Final
North Carolina at Virginia
 01/14/23 John Paul Jones Arena, Charlottesville
 2022-23 Men's Basketball

Game Time: 9:00 PM
 Game Duration: 2:01
 Attendance: 14,629

Officials: Ron Groover, Lee Cassel, Doug Shaws

North Carolina - 58		Record: 11-6 (3-3)									
NO. Name	Min	FG M-A	3P M-A	FT M-A	Rebounds OR DR TOT	Fouls PF FD	TP	AS	TO	ST	Blocks BS BA +/-
5 Armando Bacot	F 01:19	0-0	0-0	0-0	1 0 1	0 0	0	0	0	0	0 0
0 Seth Trimble	G 16:08	0-2	0-0	2-2	1 0 1	3 1	2	1	0	0	2 -1
1 Leaky Black	G 30:26	3-8	1-5	0-0	0 6 6	3 0	7	0	1	3	1 0 -13
2 Caleb Love	G 36:18	4-13	3-9	2-2	1 3 4	2 5	13	5	4	0	0 2 0
4 RJ Davis	G 34:53	6-12	3-5	1-2	1 2 3	3 1	16	1	4	1	0 2 -7
22 Justin McKay	14:37	1-3	0-0	0-0	1 5 6	1 0	2	1	1	0	0 1 -13
11 D'Marco Dunn	21:30	2-4	1-3	0-0	0 0 0	3 0	5	0	1	1	0 0 -6
13 Jalen Washington	24:36	5-11	0-2	3-6	1 5 6	1 4	13	0	0	1	1 3
14 Puff Johnson	18:05	0-0	0-0	0-0	0 3 3	1 0	0	0	1	0	0 3 6
24 Tyler Nickel	04:08	0-0	0-0	0-0	0 0 0	0 0	0	1	0	0	0 -4
Team					2 4 6		0	1			
Totals		21-53	8-24	8-12	8 28 36	19 12	58	9	13	5	2 8 -7

Shooting By Period	
1st FG%	12-30 40.0%
3PT%	2-4 50%
FT%	3-3 100%
2nd FG%	9-23 39.1%
3PT%	5-11 45.5%
FT%	6-8 75%
GM FG%	21-53 39.6%
3PT%	8-24 33.3%
FT%	8-12 66.7%

Dead Ball Rebounds: 2, 0

Virginia - 65		Record: 12-3 (4-2)									
NO. Name	Min	FG M-A	3P M-A	FT M-A	Rebounds OR DR TOT	Fouls PF FD	TP	AS	TO	ST	Blocks BS BA +/-
1 Jayden Gardner	F 15:01	1-2	0-0	1-2	0 1 1	3 2	3	0	1	0	0 0 -7
21 Kadin Shedrick	F 17:51	1-2	0-0	2-2	0 2 2	2 0	0	1	0	1	0 -2
0 Kihel Clark	G 37:49	3-8	0-1	1-3	0 2 2	2 6	7	2	2	2	0 0 4
2 Reece Beekman	G 38:30	5-12	0-2	3-4	0 2 2	0 2	13	5			

GAME 17 - NO. 10 VIRGINIA 78, VIRGINIA TECH 68



Official Basketball Box Score - Final
Virginia Tech at Virginia
 01/18/23 John Paul Jones Arena, Charlottesville
 No. 10 Virginia vs Virginia Tech Men's Basketball

Game Time: 7:00 PM
 Game Duration: 1:46
 Attendance: 14,629

Officials: Bert Smith, Brian O'Connell, John Gaffney

Virginia Tech - 68

Record: 11-7 (1-6)

NO.	Name	Min	FG		3P		FT		Rebounds		Fouls		TP	AS	TO	ST	Blocks		+/-		
			M-A	M-A	M-A	M-A	OR	DR	PF	FD	BS	BA									
21	Grant Basile	F 24:44	4-11	2-6	2-2	1	1	2	3	2	12	2	2	1	1	1	2				
25	Justyn Mutts	F 39:05	5-11	0-2	0-0	2	4	6	1	3	10	7	1	0	0	1	-12				
0	Hunter Cattoor	G 34:04	4-8	3-6	0-0	1	5	6	2	1	11	5	1	0	0	2	-7				
3	Sean Pedulla	G 40:00	4-9	2-6	0-0	0	1	1	4	3	10	3	2	2	1	0	-10				
13	Darius Maddox	G 25:30	5-9	3-4	0-0	0	4	4	3	0	13	1	0	0	1	0	-9				
2	MJ Collins	19:05	3-5	2-3	0-0	1	3	4	0	0	8	0	0	0	0	1	-6				
15	Lynn Kidd	14:17	2-2	0-0	0-0	0	4	4	0	0	4	0	1	0	0	0	-9				
34	Mylyjael Poteat	01:54	0-0	0-0	0-0	0	0	0	0	0	0	1	0	0	0	0	-1				
11	John Camden	01:21	0-0	0-0	0-0	0	0	0	0	0	0	0	0	0	1	0	2				
Team						0	0	0			0				1						
Totals			27:55	12:27	2-2	5	22	27	13	9	68	19	8	3	4	5	-10				

Shooting By Period		
1 st FG%	12-23	52.2%
3PT%	5-9	55.6%
FT%	2-2	100%
2 nd FG%	15-32	46.9%
3PT%	7-18	38.9%
FT%	0-0	0%
GM FG%	27-55	49.1%
3PT%	12-27	44.4%
FT%	2-2	100.0%

Dead Ball Rebounds: 0, 0

Virginia - 78

Record: 14-3 (6-2)

NO.	Name	Min	FG		3P		FT		Rebounds		Fouls		TP	AS	TO	ST	Blocks		+/-	
			M-A	M-A	M-A	M-A	OR	DR	PF	FD	BS	BA								
1	Jayden Gardner	F 21:43	5-6	0-0	2-3	1	3	4	3	2	12	1	2	1	0	0	5			
5	Ben Vander Plas	F 29:33	4-11	2-7	0-0	1	6	7	1	2	10	3	1	1	1	0	0	-1		
0	Kihei Clark	G 35:48	7-14	2-5	4-4	0	2	2	0	4	20	5	1	1	1	2	12			
2	Reece Beekman	G 34:41	4-10	1-3	2-2	1	2	3	1	2	11	7	0	1	1	1	16			
4	Armaan Franklin	G 32:44	6-9	2-3	1-1	0	5	5	1	1	15	1	0	0	0	1	8			
13	Ryan Dunn	24:24	1-4	0-3	1-1	1	2	3	1	1	3	1	1	2	3	0	15			
11	Isaac McKneely	16:47	2-3	1-2	2-2	0	1	1	2	1	7	1	0	0	0	0	-6			
21	Kadin Shedrick	04:20	0-0	0-0	0-0	0	1	1	0	0	0	0	0	1	0	0	-1			
Team						3	1	4			0				0					
Totals			29:57	8:23	12:13	7	23	30	9	13	78	19	5	7	5	4	10			

Shooting By Period		
1 st FG%	17-31	54.8%
3PT%	3-11	27.3%
FT%	3-3	100%
2 nd FG%	12-26	46.2%
3PT%	5-12	41.7%
FT%	9-10	90%
GM FG%	29-57	50.9%
3PT%	8-23	34.8%
FT%	12-13	92.3%

Dead Ball Rebounds: 0, 0

Technical Fouls: NONE

	VAT		UVA		Points from		Turnovers		Paint		Second Chance		Fast Breaks		Bench	
	1st	2nd	TOT	1st	2nd	TOT	1st	2nd	TOT	1st	2nd	TOT	1st	2nd	TOT	
Biggest lead	2 (1 st 7:57)	14 (2 nd 3:52)					8	13		22	36		6	11		
Best Scoring Run	11 (1 st 7:57)	9 (1 st 15:46)					5	7		40	38	78				
Lead Changes	4															
Times Tied	4															
Time with Lead	01:51	35:00														

GAME 19 - NO. 10 VIRGINIA VS. BOSTON COLLEGE

GAME 20 - NO. 10 VIRGINIA AT SYRACUSE

THE LAST TIME

VIRGINIA INDIVIDUALS

- **Scored 30 points:** Kyle Guy vs. Marshall (12/31/18)
- **Scored 40 points:** Sean Singletary (41) at Miami (3/1/08)
- **Two players with 20 points:** Jay Huff (21) and Sam Hauser (21) vs. Syracuse (1/25/21)
- **Three players with 20 points:** Chris Williams (27), Roger Mason, Jr. (22) and Donald Hand (20) vs. Duke (1/5/00)
- **Four players with 20 points:** Chris Williams (23), Donald Hand (22), Adam Hall (21) and Travis Watson (20) vs. Georgetown (3/15/00)
- **A player with back-to-back 25-point games:** Joe Harris, 26 vs. Virginia Tech (2/12/13), 27 at North Carolina (2/16/13)
- **One player scored in double figures:** Jayden Gardner (17) vs. North Carolina (3/10/22)
- **No players scored in double figures:** vs. Florida (3/18/17)
- **Five players scored in double figures:** Kihei Clark (20), Armaan Franklin (15), Jayden Gardner (12), Reece Beekman (11), Ben Vander Plas (10) vs. Virginia Tech (1/18/23)
- **Six players scored in double figures:** Sean Singletary (27), Adrian Joseph (13), Jamil Tucker (13), Mamadi Diane (12), Calvin Baker (11) and Laurynas Mikalauskas (11) vs. Maryland (3/9/08)
- **Seven players scored in double figures:** Cornel Parker (20), Junior Burrough (15), Ted Jeffries (14), Cory Alexander (13), Jason Williford (12), Yuri Barnes (11) and Doug Smith (11) vs. Clemson (1/13/93)
- **Had 15 rebounds:** Mike Tobey (16) vs. Tennessee State (11/25/14)
- **Had 20 rebounds:** Mike Tobey (20) vs. Louisville (3/5/16)
- **Had 25 rebounds:** Bob Mortell (25) vs. Washington & Lee (2/27/60)
- **Two players with 10 rebounds:** Francisco Caffaro (12) and Jayden Gardner (10) at Notre Dame (1/29/22)
- **Three players with 10 rebounds:** Jay Huff (12), Kihei Clark (11) and Braxton Key (10) at Syracuse (11/6/19)
- **Double-Double:** Jayden Gardner (12 points, 11 rebounds) at Michigan (11/29/22)
- **Two players had a double-double:** Jayden Gardner (22 points, 10 rebounds) and Francisco Caffaro (11 points and 12 rebounds) at Notre Dame (1/29/22)
- **Three players had a double-double:** Jason Williford (10 pts, 15 rebs), Ted Jeffries (23 pts, 10 rebs), and Cornel Parker (11 pts, 11 rebs) at William & Mary (1/25/93)
- **Double-Double with points and assists:** Reece Beekman (11 points, 10 assists) vs. Baylor (11/18/22)
- **Triple-Double:** Ralph Sampson (15 pts, 22 rebs, 10 blks) vs. Old Dominion (12/29/79)
- **Three Double-Doubles in a row:** Sam Hauser [3] (13 pts, 10 rebs) at Notre Dame (12/30/20), (16 pts, 11 rebs) vs. Wake Forest (1/6/21), (17 pts, 10 rebs) at Boston College (1/9/21)
- **Four Double-Doubles in a row:** Mike Scott [5] (27 pts, 15 rebs) vs. Oklahoma (11/23/10), (16 pts, 10 rebs) vs. Wichita State (11/24/10), (17 pts, 12 rebs) at Minnesota (11/29/10), (21 pts, 13 rebs) at Virginia Tech (12/5/10), (10 pts, 13 rebs) vs. Radford (12/7/10)
- **20 points and 20 rebounds:** Travis Watson (21 points, 20 rebounds) vs. Wofford (1/2/03)
- **20 points and 10 rebounds:** Jayden Gardner (22 points, 10 rebounds) at Notre Dame (1/29/22)
- **13 assists:** Kihei Clark (13) vs. Navy (12/29/19)
- **11 assists:** Kihei Clark (11) vs. Syracuse (1/7/23)
- **10 assists:** Kihei Clark (11) vs. Syracuse (1/7/23)
- **5 blocked Shots:** Kadin Shedrick (6) vs. Clemson (12/22/21)
- **5 steals:** Reece Beekman (5) vs. North Carolina (1/10/23)
- **Led UVA in points, rebounds and assists:** Sam Hauser (15 points, 9 rebounds, 3 assists) vs. Ohio (3/20/21)
- **Hit a last second shot to win a game:** Reece Beekman at Duke (2/7/22) [3-pointer with 1.1 seconds remaining]
- **Played more than 40 minutes:** Reece Beekman (45) at North Texas (3/20/22)
- **Played 40 minutes:** Kihei Clark (40), vs. St. Bonaventure (3/22/22)

VIRGINIA TEAM

- **Won in Overtime:** 71-69 at North Texas (3/20/22)
- **Lost in Overtime:** 63-55 vs. Syracuse (1/11/20)
- **Played Two Overtimes:** at Virginia Tech, 80-78 2 OT (2/12/17)
- **Played Three Overtimes:** vs. Georgetown, L 115-111 (3/15/00)
- **Shot 70 percent for a half:** 70.4% (19-27) vs. Austin Peay - 1st Half (11/13/17)
- **Shot 60 percent in a game:** 60% (30-50) vs. Miami (2/5/22)
- **Shot less than 30 percent in a game:** 29.5% (13-44) vs. VCU (12/9/18)
- **Shot 100 percent from the free throw line:** 100% (3-3) vs. Miami (2/5/22) & (14-14) vs. NC State (2/24/21)
- **Shot 90 percent from the free throw line:** 91.3% (21-23) vs. Georgia Tech (2/12/22)
- **Shot 70 percent from 3-point line:** 72% (18-25) at Syracuse (3/4/19)
- **Shot less than 30 percent in a half:** 28% (7-25) in 1st Half vs. St. Bonaventure (3/22/22)
- **Shot less than 20 percent in a half:** 18.5% (5-27) in 1st Half vs. North Carolina (3/10/22)
- **Shot 55 percent or better and lost:** 58.5% (31-53) at North Carolina (2/16/13)
- **Shot 50 percent or better and lost:** 52.6% (30-57) vs. Iowa (11/29/21)
- **Attempted 50 FTs:** 52 (made 34) vs. Howard (12/12/94)
- **Attempted 35 3-pointers:** 38 (11-38) vs. Va. Tech (2/10/18)
- **Did Not Attempt a FT:** 0 vs. Wisconsin (11/27/17)
- **Made 30 FTs:** 31 (31 of 36) vs. Tennessee (3/18/07)
- **Made 15 3-pt FGs:** 15 at Clemson (1/16/21)
- **Failed to make a 3-pt FG:** vs. Louisville (0 of 6) (3/9/22)
- **Had 50 rebounds:** 50 vs. JMU (11/10/19)
- **Had 25 assists:** 26 vs. Iowa State (3/25/16)
- **Had 15 steals:** 16 vs. NC State (2/24/08)
- **Had 10 blocks:** 10 vs. JMU (12/6/22)
- **Scored 50 pts in a half:** 56 vs. Baylor, 2nd half (11/18/22)
- **Scored 60 pts in a half:** 60 vs. Gonzaga, 1st half (1/3/07)
- **Scored 70 pts in a half:** 70 vs. Coastal Carolina, 2nd half (11/20/00)
- **Scored 100 pts (ACC):** 103 vs. Maryland (1/16/07)
- **Scored 100 pts (non-conf):** 100 vs. Marshall (12/31/18)
- **Scored under 20 pts in 1st half:** 17 vs. St. Bonaventure (3/22/22)
- **Scored under 20 pts in 2nd half:** 19 at North Carolina (2/18/17)
- **Scored under 50 pts in a game:** 43 vs. North Carolina (3/10/22)
- **Defeated top-5 opponent:** 86-79 vs. #5 Baylor (11/18/22)
- **Defeated top-5 opponent on the road:** 65-63 at #4 Duke (1/27/18)
- **Defeated top-5 opponent at neutral site:** 86-79 vs. #5 Baylor (11/18/22)
- **Defeated top-ranked opponent:** 86-73 vs. #1 North Carolina (1/30/86)
- **Won when trailing by 16 points:** Trained 32-16 during 63-61 vs. Ohio State (11/30/16)
- **Won when trailing by 17 points:** Trained 31-14 during 61-58 overtime win vs. Maryland (3/10/13)

OPPONENT INDIVIDUALS

- **Scored 30 points:** Buddy Boeheim (31), Syracuse (3/11/21)
- **Scored 35 points:** Carsen Edwards (42), Purdue (3/30/19)
- **Scored 40 points:** Carsen Edwards (42), Purdue (3/30/19)
- **Scored 50 points:** Len Chappell (50), Wake (2/12/62)
- **Two players with 20 points:** Jericole Hellems (21) and Tarquavion Smith (20) at NC State (1/22/22)
- **Two players with 25 points:** Corey Kispert (32) and Drew Timme (29) vs. Gonzaga (12/26/20)
- **Three players with 20 points:** Jordan McRae (21), Jarnell Stokes (20), Josh Richardson (20), at Tennessee (12/30/13)
- **Two players with 30 points:** Trevor Powell (31) and Tony Smith (31) at Marquette (2/3/90)
- **No players scored in double figures:** Lehigh (11/26/21)
- **Five players scored in double figures:** Jarace Walker (17), Marcus Sasser (13), Tramon Mark (13), Jamal Shead (11), J'Wan Roberts (10) vs. Houston (12/17/22)
- **Six players scored in double figures:** C.J. Harris (15), Ari Stewart (12), Travis McKie (12), J.T. Terrell (11), Ty Walker (11), Gary Clark (10), at Wake Forest (1/29/11)
- **Seven players scored in double figures:** Stanley Burrell (15), Drew Lavender (13), C.J. Anderson (12), B.J. Raymond (12), Josh Duncan (11), Charles Bronson (11) and Jason Love (10), at Xavier (1/3/08)
- **Double-Double:** Dominick Welch (10 points, 10 rebounds), St. Bonaventure (3/22/22)
- **Double-Double with points and assists:** Keifer Sykes (21 pts, 10 assts), at Green Bay (12/7/13)
- **Two players had a double-double:** Marvin Bagley III (30 pts, 14 rebs) & Wendell Carter Jr. (14 pts, 15 rebs), Duke (1/27/18)
- **Player had 20 points and 20 rebounds:** Armando Bacot (29 points, 22 rebounds), North Carolina (1/8/222)
- **Had 15 rebounds:** Amando Bacot (16), North Carolina (2/20/20)
- **Had 20 rebounds:** Armando Bacot (22), North Carolina (1/8/22)
- **Had 10 assists:** Keifer Sykes (10), at Green Bay (12/7/13)
- **5 Blocked Shots:** Moses Wright (5), Georgia Tech (1/23/21)
- **5 Steals:** Jordan Miller (7), Miami (2/5/22) & Jose Alvarado (6), Georgia Tech (1/23/21)
- **Hit a last second shot to win a game:** Matthew Cleveland, Florida State (2/26/22), 3-pointer at the end of regulation

OPPONENT TEAM

- **Shot less than 30 percent in a game:** 27.3% (15-55), JMU (12/6/22)
- **Shot less than 30 percent in a game (ACC):** 27.1% (13-48), Virginia Tech (1/4/20)
- **Shot 60 percent in a game:** 60% (30-50) at NC State (1/22/22)
- **Shot 55 percent or better and lost:** 55.3% (26-47), Cleveland State (11/25/09)
- **Scored 100 pts:** 106, Washington (11/22/10)
- **Scored 90 pts in an ACC game:** 93, North Carolina (2/16/13)
- **Scored 60 pts in a half:** 60, at Miami, 2nd half (3/1/08)
- **Scored 50 pts in a half:** 54, vs. Gonzaga, 2nd half (12/26/21)
- **Scored 45 pts in the first half:** 45, at Florida State (2/15/21)
- **Scored under 10 pts in 1st half:** 7, at Pitt (2/24/18)
- **Scored under 20 pts in 1st half:** 19, Georgia Tech (2/12/22)
- **Scored under 20 pts in 2nd half:** 19, vs. Towson (11/25/20)
- **Scored under 40 pts in a game:** 39, vs. Virginia Tech (1/4/20)
- **Had 25 assists:** 27, at Xavier (1/3/08)
- **Had 15 steals:** 15, VMI (11/16/08)
- **Had 10 blocks:** 10 at Maryland (3/5/11)
- **Failed to make a 3-pt FG:** Georgia Tech (1/22/15)



2022-23 Virginia Men's Basketball



0 · KIHEI CLARK
Gr. · G · 5-10 · 167
Woodland Hills, Calif.




1 · JAYDEN GARDNER
5th Year · F · 6-6 · 233
Wake Forest, N.C.




2 · REECE BEEKMAN
Jr. · G · 6-3 · 190
Milwaukee, Wis.




4 · ARMAAN FRANKLIN
Sr. · G · 6-4 · 200
Indianapolis, Ind.



5 · BEN VANDER PLAS
Gr. · F · 6-8 · 236
Ripon, Wis.



10 · TAINÉ MURRAY
So. · G · 6-5 · 205
Auckland, N.Z.



11 · ISAAC MCKNEELY
Fr. · G · 6-4 · 179
Poca, W.Va.



12 · CHASE COLEMAN
Sr. · G · 5-10 · 165
Norfolk, Va.



13 · RYAN DUNN
Fr. · G · 6-8 · 208
Freeport, N.Y.



21 · KADIN SHEDRICK
R-Jr. · F · 6-11 · 231
Raleigh, N.C.



22 · FRANCISCO CAFFARO
R-Sr. · C · 7-1 · 254
Sante Fe, Argentina



23 · ISAAC TRAUDT
Fr. · F · 6-10 · 229
Grand Island, Neb.



24 · TRISTAN HOW
Jr. · F · 6-7 · 202
Virginia Beach, Va.



35 · LEON BOND III
Fr. · G/F · 6-5 · 200
Wauwatosa, Wis.



TONY BENNETT
Head Coach
14th Season



KIHEI CLARK

Graduate Student • Guard • 5-10 • 167
Woodland Hills, Calif. • Taft Charter

2022-23 HIGHLIGHTS

- Cousy Award Preseason Top-20 Watch List
- Had 9 points, five assists and four rebounds vs. NCCU (11/7/22)
- Recorded eight points, seven assists and two steals vs. Monmouth (11/11/22)
- Scored 12 points and had two steals vs. Illinois (11/20/22)
- Handed out a game-high eight assists vs. UMES (11/25/22)
- Scored 16 points at Michigan (11/29/22)
- Recorded game-high 18 points (9 of 10 FT) vs. FSU (12/3/22)
- Scored 18 points and dished seven assists vs. JMU (12/6/22)
- Registered nine points and eight assists vs. Houston (12/17/22)
- Tallied 13 points and three steals at Miami (12/20/22)
- Registered eight points and 10 assists, including his 600th career assist, in his school record 139th game vs. UAlbany (12/28/22)
- Team-highs in points (15) and assists (8) at Georgia Tech (12/31/22)
- Game-high 17 points and eight assists at Pitt (1/3/23)
- Tallied a game-high 11 assists vs. Syracuse (1/7/23)
- Had nine points and game-high six assists at Florida State (1/14/23)
- Recorded 20 points and five assists vs. Virginia Tech (1/18/23)

CLARK CAREER STATISTICS

SEASON	TEAM	GP-GS	MIN	Field Goals		3-Point		F-Throws		Rebounds				Scoring							
				FG-FGA	FG%	3FG-3FGA	3FG%	FT-FTA	FT%	OFF	DEF	TOT	AVG	PF-FO	A	TO	BLK	STL	PTS	AVG	
2018-19	UVa	38-20	1020	26.8	55-157	.350	29-85	.341	33-40	.825	16	73	89	2.3	52-0	97	39	0	28	172	4.5
2019-20	UVa	30-30	1112	37.1	105-280	.375	36-96	.375	78-89	.876	11	114	125	4.2	54-0	176	105	3	37	324	10.8
2020-21	UVa	25-23	850	34.0	85-207	.411	20-62	.323	47-64	.734	6	45	51	2.0	30-0	113	53	0	18	237	9.5
2021-22	UVa	35-35	1263	36.1	117-302	.387	54-156	.346	61-78	.782	12	91	103	2.9	40-0	153	77	4	30	349	10.0
2022-23	UVa	17-17	567	33.3	63-143	.441	20-52	.385	50-68	.735	7	39	46	2.7	24-0	101	35	2	24	196	11.5
TOTAL		145-125	4812	33.2	425-1089	.390	159-451	.353	269-339	.794	52	362	414	2.9	200-0	640	309	9	137	1278	8.8

Single Game Highs

Statistic	Value	
Points	25	vs Duke 02/23/22
Rebounds	11	at Syracuse 11/06/19
Assists	13	vs Navy 12/29/19
Steals	3	13 times
Blocks	1	9 times
FG Made	9	vs Duke 02/23/22
FG Attempts	16	vs Florida St. 02/26/22
3FG Made	6	vs Duke 02/23/22
3FG Attempts	11	vs Duke 02/23/22
FT Made	10	vs Boston College 02/01/22
FT Attempts	12	vs Kent St. 12/04/20, vs James Madison 12/06/22

CLARK 2022-23 GAME-BY-GAME

Opponent	Date	GS	MIN	Total		3-Pointers		Free throws		Rebounds				PF				PTS	AVG		
				FG-FGA	PCT	3FG-3FGA	PCT	FT-FTA	PCT	OFF	DEF	TOT	AVG	PF	A	TO	BLK			STL	
N.C. Central	11/07/2022	*	34:08	3-9	.333	2-6	.333	1-4	.250	0	2	2	2.0	1	5	2	0	0	9	9.0	
Monmouth	11/11/2022	*	20:26	3-4	.750	2-3	.667	0-0	.000	1	0	1	1.5	1	7	0	0	2	8	8.5	
vs Baylor	11/18/2022	*	35:23	3-8	.375	1-2	.500	0-0	.000	0	4	4	2.3	0	3	3	0	0	7	8.0	
vs Illinois	11/20/2022	*	34:10	4-9	.444	2-4	.500	2-2	1.000	1	2	3	2.5	1	3	2	0	2	12	9.0	
UMES	11/25/2022	*	31:01	1-4	.250	0-1	.000	3-3	1.000	0	2	2	2.4	1	8	2	1	2	5	8.2	
at Michigan	11/29/2022	*	38:02	4-9	.444	1-2	.500	7-8	.875	0	2	2	2.3	1	4	1	0	1	16	9.5	
Florida St.	12/03/2022	*	35:27	4-9	.444	1-3	.333	9-10	.900	1	2	3	2.4	0	3	3	0	1	18	10.7	
James Madison	12/06/2022	*	38:56	5-11	.455	2-5	.400	6-12	.500	0	2	2	2.4	1	7	3	0	1	18	11.6	
Houston	12/17/2022	*	35:18	2-8	.250	1-5	.200	4-4	1.000	0	2	2	2.3	4	8	2	0	1	9	11.3	
at Miami (FL)	12/20/2022	*	30:00	2-10	.200	1-3	.333	8-9	.889	2	2	4	2.5	2	3	0	0	3	13	11.5	
UAlbany	12/28/2022	*	26:41	3-4	.750	1-1	1.000	1-2	.500	0	4	4	2.6	1	10	2	0	2	8	11.2	
at Georgia Tech	12/31/2022	*	30:34	6-9	.667	2-3	.667	1-3	.333	1	1	2	2.6	1	8	3	0	3	15	11.5	
at Pittsburgh	01/03/2023	*	34:38	7-12	.583	2-5	.400	1-1	1.000	0	4	4	2.7	4	8	5	0	0	17	11.9	
Syracuse	01/07/2023	*	32:24	2-5	.400	0-1	.000	1-2	.500	1	1	2	2.6	3	11	3	0	2	5	11.4	
North Carolina	01/10/2023	*	37:49	3-8	.375	0-1	.000	1-3	.333	0	2	2	2.6	2	2	2	0	2	7	11.1	
at Florida St.	01/14/2023	*	36:12	4-10	.400	0-2	.000	1-1	1.000	0	5	5	2.8	1	6	1	0	1	9	11.0	
Virginia Tech	01/18/2023	*	35:48	7-14	.500	2-5	.400	4-4	1.000	0	2	2	2.7	0	5	1	1	1	20	11.5	
Totals			17	566:57	63-143	.441	20-52	.385	50-68	.735	7	39	46	2.7	24	101	35	2	24	196	11.5

Player Averages

Games Played	Minutes/game	Points/game	FG Pct	3FG Pct	FT Pct	Rebounds/game	Assists/game	Turnovers/game	Assist/Turnover ratio	Steals/game	Blocks/game
17	33.3	11.5	44.1	38.5	73.5	2.7	5.9	2.1	2.9	1.4	0.1



1 JAYDEN GARDNER

Fifth Year • Forward • 6-6 • 233
Wake Forest, N.C. • Heritage • East Carolina

2022-23 HIGHLIGHTS

- Preseason All-ACC second team
- Malone Award Preseason Top-20 Watch List
- Surpassed 2,000 career points with three points vs. NCCU (11/7/22)
- Recorded 12 points and five rebounds vs. Illinois (11/20/22)
- Scored game-high 26 points (12 of 15 FG) vs. UMES (11/22/22)
- Registered 12 points and 11 rebounds at Michigan (11/29/22)
- Tallied 14 points and eight rebounds vs. JMU (12/6/22)
- Netted 13 points along with six rebounds vs. Houston (12/17/22)
- Recorded 16 points and seven rebounds vs. UAlbany (12/28/22)
- Scored 14 points at Georgia Tech (12/31/22)
- Scored 10 points and grabbed 1,000th career rebound vs. Syracuse (1/7/23)
- Tallied 12 points and four rebounds vs. Virginia Tech (1/18/23)

GARDNER CAREER STATISTICS

SEASON	TEAM	GP-GS	MIN/AVG	Field Goals		3-Point		F-Throws		Rebounds				Scoring						
				FG-FGA	FG%	3FG-3FGA	3FG%	FT-FTA	FT%	OFF	DEF	TOT	AVG	PF-FO	A	TO	BLK	STL	PTS	AVG
2018-19	ECU	31-31	948/30.6	166-337	.493	2-10	.200	171-228	.750	93	169	262	8.5	88-3	39	75	14	24	505	16.3
2019-20	ECU	31-30	1066/34.4	223-428	.521	4-20	.200	160-218	.734	91	194	285	9.2	91-4	67	83	15	34	610	19.7
2020-21	ECU	19-18	665/35.0	123-257	.479	3-6	.500	98-133	.737	39	119	158	8.3	42-0	27	45	3	11	347	18.3
2021-22	UVa	35-35	1144/32.7	219-437	.501	3-14	.214	96-121	.793	80	143	223	6.4	74-0	50	52	13	18	537	15.3
2022-23	UVa	17-17	402/23.7	70-133	.526	0-0	.000	36-59	.610	28	54	82	4.8	31-0	9	15	7	15	176	10.4
TOTAL FOR UVa		52-52	1546/29.7	289-570	.507	3-14	.214	132-180	.733	108	197	305	5.9	105-0	59	67	20	33	713	13.7
TOTAL		133-131	4225/31.8	801-1592	.503	12-50	.240	561-759	.739	331	679	1010	7.6	326-7	192	270	52	102	2175	16.4

Single Game Highs

Statistic	Value	
Points	35	at UCF 01/13/19
Rebounds	20	at UCF 01/13/19
Assists	4	10 times
Steals	3	4 times
Blocks	3	vs Georgia Tech 02/12/22, at Miami (FL) 02/19/22
FG Made	14	vs Fairleigh Dickinson 12/18/21
FG Attempts	24	vs Temple 02/23/20
3FG Made	2	vs UCF 03/04/21, vs Iowa 11/29/21
3FG Attempts	4	vs SMU 01/11/20, vs Clemson 12/22/21
FT Made	16	vs App State 11/30/18
FT Attempts	19	vs App State 11/30/18

GARDNER 2022-23 GAME-BY-GAME

Opponent	Date	GS	MIN	Total		3-Pointers		Free throws		Rebounds				PF	A	TO	BLK	STL	PTS	AVG
				FG-FGA	PCT	3FG-3FGA	PCT	FT-FTA	PCT	OFF	DEF	TOT	AVG							
N.C. Central	11/07/2022	*	19:41	0-4	.000	0-0	.000	3-5	.600	4	5	9	9.0	0	0	0	0	0	3	3.0
Monmouth	11/11/2022	*	15:46	3-7	.429	0-0	.000	3-4	.750	3	2	5	7.0	4	1	0	0	0	9	6.0
vs Baylor	11/18/2022	*	17:12	1-4	.250	0-0	.000	5-7	.714	0	3	3	5.7	2	2	2	0	1	7	6.3
vs Illinois	11/20/2022	*	26:46	3-5	.600	0-0	.000	6-9	.667	2	3	5	5.5	1	1	3	0	1	12	7.8
UMES	11/25/2022	*	25:01	12-15	.800	0-0	.000	2-5	.400	0	3	3	5.0	2	0	0	0	0	26	11.4
at Michigan	11/29/2022	*	33:07	6-15	.400	0-0	.000	0-0	.000	3	8	11	6.0	1	2	1	0	3	12	11.5
Florida St.	12/03/2022	*	23:29	5-9	.556	0-0	.000	0-0	.000	5	2	7	6.1	2	0	3	2	2	10	11.3
James Madison	12/06/2022	*	32:22	5-7	.714	0-0	.000	4-8	.500	2	6	8	6.4	2	0	1	2	2	14	11.6
Houston	12/17/2022	*	33:17	4-8	.500	0-0	.000	5-6	.833	2	4	6	6.3	0	0	0	1	0	13	11.8
at Miami (FL)	12/20/2022	*	20:26	4-6	.667	0-0	.000	0-2	.000	0	2	2	5.9	2	0	0	0	2	8	11.4
UAlbany	12/28/2022	*	27:15	7-11	.636	0-0	.000	2-3	.667	3	4	7	6.0	0	0	0	2	0	16	11.8
at Georgia Tech	12/31/2022	*	22:01	7-12	.583	0-0	.000	0-0	.000	0	2	2	5.7	2	1	1	0	1	14	12.0
at Pittsburgh	01/03/2023	*	23:22	2-7	.286	0-0	.000	0-0	.000	1	2	3	5.5	2	1	0	0	2	4	11.4
Syracuse	01/07/2023	*	26:54	4-11	.364	0-0	.000	2-3	.667	1	2	3	5.3	2	0	0	0	0	10	11.3
North Carolina	01/10/2023	*	15:01	1-2	.500	0-0	.000	1-2	.500	0	1	1	5.0	3	0	1	0	0	3	10.7
at Florida St.	01/14/2023	*	18:45	1-4	.250	0-0	.000	1-2	.500	1	2	3	4.9	3	0	1	0	0	3	10.3
Virginia Tech	01/18/2023	*	21:43	5-6	.833	0-0	.000	2-3	.667	1	3	4	4.8	3	1	2	0	1	12	10.4
Totals		17	402:08	70-133	.526	0-0	.000	36-59	.610	28	54	82	4.8	31	9	15	7	15	176	10.4

Player Averages

Games Played	Minutes/game	Points/game	FG Pct	3FG Pct	FT Pct	Rebounds/game	Assists/game	Turnovers/game	Assist/Turnover ratio	Steals/game	Blocks/game
17	23.7	10.4	52.6	0.0	61.0	4.8	0.5	0.9	0.6	0.9	0.4



2 REECE BEEKMAN

Junior • Guard • 6-3 • 190
Baton Rouge, La. • Scotlandville Magnet

2022-23 HIGHLIGHTS

- MVP of Continental Main Event in Las Vegas (11/20/21)
- ACC Player of the Week (11/21/22)
- Netted 10 points with five assists vs. NCCU (11/7/22)
- Had seven points and six assists vs. Monmouth (11/11/22)
- Recorded 10 points and 10 assists vs. Baylor (11/18/22)
- Registered 17 points and three steals vs. Illinois (11/20/22)
- Tallied nine points, five rebounds and four steals vs. UMES (11/25/22)
- Scored team-high 18 points at Michigan (11/29/22)
- Played four minutes before leaving with injury vs. JMU (12/6/22)
- Posted 10 points, nine rebounds and nine assists at Miami (12/20/22)
- Missed the UAlbany (12/28/22) game due to injury
- Tallied 12 points and six rebounds at Pitt (1/3/23)
- Recorded 13 points and seven rebounds vs. Syracuse (1/7/23)
- Scored 13 points along with five assists and five steals vs. UNC (1/10/23)
- Scored 11 points along with seven assists vs. Virginia Tech (1/18/23)

BEEKMAN CAREER STATISTICS

SEASON TEAM	GP-GS	MIN/AVG	Field Goals		3-Point		F-Throws		Rebounds				Scoring						
			FG-FGA	FG%	3FG-3FGA	3FG%	FT-FTA	FT%	OFF	DEF	TOT	AVG	PF-FO	A	TO	BLK	STL	PTS	AVG
2020-21 UVa	25-20	733/29.3	42-110	.382	9-37	.243	25-33	.758	5	66	71	2.8	37-0	75	29	10	30	118	4.7
2021-22 UVa	35-35	1228/35.1	115-256	.449	22-65	.338	35-46	.761	15	121	136	3.9	62-2	181	50	25	73	287	8.2
2022-23 UVa	16-16	487/30.4	52-121	.430	19-40	.475	36-44	.818	9	45	54	3.4	28-0	81	27	8	23	159	9.9
TOTAL	76-71	2449/32.2	209-487	.429	50-142	.352	96-123	.780	29	232	261	3.4	127-2	337	106	43	126	564	7.4

Single Game Highs

Statistic	Value	
Points	20	vs Clemson 12/22/21
Rebounds	12	at Louisville 03/05/22
Assists	11	vs Louisville 01/24/22
Steals	6	vs Navy 11/09/21
Blocks	2	9 times
FG Made	8	at Pittsburgh 01/19/22
FG Attempts	12	at North Carolina 01/08/22, vs North Carolina 01/10/23, vs Illinois 11/20/22
3FG Made	3	4 times
3FG Attempts	5	vs Clemson 12/22/21, at Pittsburgh 01/19/22, at Pittsburgh 01/03/23
FT Made	6	vs Illinois 11/20/22
FT Attempts	8	vs Illinois 11/20/22

BEEKMAN 2022-23 GAME-BY-GAME

Opponent	Date	GS	MIN	Total		3-Pointers		Free throws		Rebounds				PF	A	TO	BLK	STL	PTS	AVG	
				FG-FGA	PCT	3FG-3FGA	PCT	FT-FTA	PCT	OFF	DEF	TOT	AVG								
N.C. Central	11/07/2022	*	26:05	3-7	.429	2-3	.667	2-2	1.000	0	3	3	3.0	3	5	4	0	1	10	10.0	
Monmouth	11/11/2022	*	21:27	2-7	.286	1-4	.250	2-2	1.000	1	1	2	2.5	2	6	1	2	2	7	8.5	
vs Baylor	11/18/2022	*	33:32	2-6	.333	2-2	1.000	4-4	1.000	0	1	1	2.0	1	10	3	1	1	10	9.0	
vs Illinois	11/20/2022	*	33:35	5-12	.417	1-3	.333	6-8	.750	1	3	4	2.5	2	3	1	0	3	17	11.0	
UMES	11/25/2022	*	28:08	3-5	.600	1-1	1.000	2-2	1.000	0	5	5	3.0	0	2	2	1	4	9	10.6	
at Michigan	11/29/2022	*	38:06	7-10	.700	1-1	1.000	3-4	.750	1	3	4	3.2	1	5	1	0	1	18	11.8	
Florida St.	12/03/2022	*	31:08	1-7	.143	0-3	.000	5-6	.833	0	4	4	3.3	3	5	1	1	0	7	11.1	
James Madison	12/06/2022	*	03:47	1-1	1.000	0-0	.000	0-0	.000	0	0	0	2.9	0	1	0	0	0	2	10.0	
Houston	12/17/2022	*	33:33	1-5	.200	1-3	.333	1-2	.500	1	2	3	2.9	4	5	3	1	1	4	9.3	
at Miami (FL)	12/20/2022	*	34:31	5-9	.556	0-1	.000	0-1	.000	2	7	9	3.5	3	9	4	0	0	10	9.4	
at Georgia Tech	12/31/2022	*	26:45	3-6	.500	2-3	.667	0-0	.000	1	3	4	3.5	1	4	2	0	2	8	9.3	
at Pittsburgh	01/03/2023	*	35:32	4-9	.444	3-5	.600	1-1	1.000	0	6	6	3.8	2	3	1	0	0	12	9.5	
Syracuse	01/07/2023	*	31:18	3-5	.600	2-3	.667	5-6	.833	0	1	1	3.5	3	7	1	0	2	13	9.8	
North Carolina	01/10/2023	*	38:30	5-12	.417	0-2	.000	3-4	.750	0	2	2	3.4	0	5	2	1	5	13	10.0	
at Florida St.	01/14/2023	*	36:21	3-10	.300	2-3	.667	0-0	.000	1	2	3	3.4	2	4	1	0	0	8	9.9	
Virginia Tech	01/18/2023	*	34:41	4-10	.400	1-3	.333	2-2	1.000	1	2	3	3.4	1	7	0	1	1	11	9.9	
Totals			16	486:59	52-121	.430	19-40	.475	36-44	.818	9	45	54	3.4	28	81	27	8	23	159	9.9

Player Averages

Games Played	Minutes/game	Points/game	FG Pct	3FG Pct	FT Pct	Rebounds/game	Assists/game	Turnovers/game	Assist/Turnover ratio	Steals/game	Blocks/game
16	30.4	9.9	43.0	47.5	81.8	3.4	5.1	1.7	3.0	1.4	0.5



4 ARMAAN FRANKLIN

Senior • Guard • 6-4 • 200
Indianapolis, Ind. • Cathedral • Indiana

2022-23 HIGHLIGHTS

- Scored game-high 21 points (4-7 3FGs) vs. NCCU (11/7/22)
- Set career highs in points (26), free throws (9) and free throw at-tempts (10) vs. Baylor (11/18/22)
- Scored eight points vs. JMU (12/6/22)
- Scored 10 points vs. Houston (12/17/22)
- Tallied 20 points and career-high two blocked vs. UAlbany (12/28/22)
- Scored 11 points along with a career-high five steals at Georgia Tech (12/31/22)
- Netted 14 points and four rebounds at Pitt (1/3/23)
- Scored team-high 16 points (4-9 3FG) vs. Syracuse (1/7/23)
- Recorded 12 points and career highs in rebounds (9) and blocks (3) vs. UNC (1/10/23)
- Scored game-high 20 points and added team-high seven rebounds at Florida State (1/14/23)
- Tallied 15 points vs. Virginia Tech (1/18/23)

FRANKLIN CAREER STATISTICS

SEASON	TEAM	GP-GS	MIN/AVG	Field Goals		3-Point		F-Throws		Rebounds				Scoring						
				FG-FGA	FG%	3FG-3FGA	3FG%	FT-FTA	FT%	OFF	DEF	TOT	AVG	PF-FO	A	TO	BLK	STL	PTS	AVG
2019-20	IND	32-9	441/13.8	39-112	.348	17-64	.266	24-39	.615	2	50	52	1.6	43-0	41	30	3	8	119	3.7
2020-21	IND	22-20	664/30.2	87-203	.429	36-85	.424	40-54	.741	13	78	91	4.1	61-3	47	48	5	26	250	11.4
2021-22	UVa	35-34	1031/29.5	140-357	.392	53-179	.296	57-75	.760	11	86	97	2.8	71-0	49	43	9	35	390	11.1
2022-23	UVa	17-17	488/28.7	69-162	.426	35-85	.412	33-44	.750	10	63	73	4.3	25-0	20	15	8	16	206	12.1
TOTAL FOR UVa		52-51	1519/29.2	209-519	.403	88-264	.333	90-119	.756	21	149	170	3.3	96-0	69	58	17	51	596	11.5
TOTAL		106-80	2623/24.7	335-834	.402	141-413	.341	154-212	.726	36	277	313	3.0	200-3	157	136	25	85	965	9.1

Single Game Highs


Statistic	Value
Points	26 vs Baylor 11/18/22
Rebounds	9 vs North Carolina 01/10/23
Assists	8 vs Western Ill. 11/05/19
Steals	5 at Georgia Tech 12/31/22
Blocks	3 vs North Carolina 01/10/23
FG Made	8 4 times
FG Attempts	17 vs Northwestern 12/23/20
3FG Made	5 6 times
3FG Attempts	11 vs St. Bonaventure 03/22/22
FT Made	9 vs Baylor 11/18/22
FT Attempts	10 vs Baylor 11/18/22

FRANKLIN 2022-23 GAME-BY-GAME

Opponent	Date	GS	MIN	Total		3-Pointers		Free throws		Rebounds				PF				PTS	AVG		
				FG-FGA	PCT	3FG-3FGA	PCT	FT-FTA	PCT	OFF	DEF	TOT	AVG	PF	A	TO	BLK			STL	
N.C. Central	11/07/2022	*	34:52	5-9	.556	4-7	.571	7-8	.875	1	3	4	4.0	1	1	0	0	0	21	21.0	
Monmouth	11/11/2022	*	18:22	3-6	.500	2-4	.500	0-0	.000	0	3	3	3.5	3	0	2	0	0	8	14.5	
vs Baylor	11/18/2022	*	33:26	7-12	.583	3-6	.500	9-10	.900	1	3	4	3.7	2	1	1	0	3	26	18.3	
vs Illinois	11/20/2022	*	33:50	4-12	.333	1-5	.200	0-0	.000	0	5	5	4.0	3	0	2	0	2	9	16.0	
UMES	11/25/2022	*	27:21	2-6	.333	1-4	.250	0-0	.000	0	4	4	4.0	0	3	0	0	0	5	13.8	
at Michigan	11/29/2022	*	25:58	1-6	.167	0-2	.000	0-2	.000	0	4	4	4.0	2	0	1	0	0	2	11.8	
Florida St.	12/03/2022	*	21:53	3-7	.429	2-4	.500	1-2	.500	0	2	2	3.7	3	0	3	1	0	9	11.4	
James Madison	12/06/2022	*	26:15	3-8	.375	2-5	.400	0-0	.000	0	3	3	3.6	4	2	1	0	1	8	11.0	
Houston	12/17/2022	*	24:10	3-6	.500	2-3	.667	2-2	1.000	0	6	6	3.9	1	0	1	0	0	10	10.9	
at Miami (FL)	12/20/2022	*	13:04	0-7	.000	0-3	.000	0-0	.000	0	2	2	3.7	0	0	0	1	0	0	9.8	
UAlbany	12/28/2022	*	31:08	7-13	.538	3-6	.500	3-3	1.000	1	1	2	3.5	0	0	1	2	0	20	10.7	
at Georgia Tech	12/31/2022	*	31:28	3-12	.250	3-9	.333	2-2	1.000	2	1	3	3.5	1	4	0	0	5	11	10.8	
at Pittsburgh	01/03/2023	*	30:08	6-12	.500	2-3	.667	0-0	.000	1	3	4	3.5	1	3	0	0	2	14	11.0	
Syracuse	01/07/2023	*	33:54	4-11	.364	4-9	.444	4-7	.571	2	4	6	3.7	1	3	1	1	2	16	11.4	
North Carolina	01/10/2023	*	36:26	4-13	.308	0-5	.000	4-7	.571	1	8	9	4.1	0	2	1	3	0	12	11.4	
at Florida St.	01/14/2023	*	32:56	8-13	.615	4-7	.571	0-0	.000	1	6	7	4.3	2	0	1	0	1	20	11.9	
Virginia Tech	01/18/2023	*	32:44	6-9	.667	2-3	.667	1-1	1.000	0	5	5	4.3	1	1	0	0	0	15	12.1	
Totals			17	487:54	69-162	.426	35-85	.412	33-44	.750	10	63	73	4.3	25	20	15	8	16	206	12.1

Player Averages

Games Played	Minutes/game	Points/game	FG Pct	3FG Pct	FT Pct	Rebounds/game	Assists/game	Turnovers/game	Assist/Turnover ratio	Steals/game	Blocks/game
17	28.7	12.1	42.6	41.2	75.0	4.3	1.2	0.9	1.3	0.9	0.5



5 BEN VANDER PLAS

Graduate Student • Forward • 6-8 • 236
Ripon, Wis. • Ripon • Ohio University

2022-23 HIGHLIGHTS

- Recorded seven points and four rebounds in UVA debut vs. NCCU (11/7/22)
- Tallied 10 points, three rebounds and three assists vs. Monmouth (11/11/22)
- Scored 14 points vs. Baylor (11/18/22)
- Tallied eight points and game-high 10 rebounds vs. Illinois (11/20/22)
- Scored 10 points at Michigan (11/29/22)
- Netted 20 points (4-9 3FG) at Miami (12/20/22)
- Secured his 800th career rebound at Georgia Tech (12/31/22)
- Registered 17 points, eight rebounds and career-high three blocks vs. UNC (1/10/23)
- Netted 15 points along with team-high seven rebounds and three assists at Florida State (1/14/23)
- Recorded 10 points, seven rebounds and three assists vs. Virginia Tech (1/18/23)

VANDER PLAS CAREER STATISTICS

SEASON	TEAM	GP-GS	MIN/AVG	Field Goals		3-Point		F-Throws		Rebounds				Scoring						
				FG-FGA	FG%	3FG-3FGA	3FG%	FT-FTA	FT%	OFF	DEF	TOT	AVG	PF-FO	A	TO	BLK	STL	PTS	AVG
2018-19	Ohio	31-1	718/23.2	94-231	.407	50-162	.309	29-41	.707	40	122	162	5.2	55-0	48	33	15	28	267	8.6
2019-20	Ohio	31-31	1022/33.0	183-372	.492	41-137	.299	80-135	.593	39	175	214	6.9	84-2	86	89	21	32	487	15.7
2020-21	Ohio	25-25	845/33.8	114-263	.433	51-146	.349	42-55	.764	19	126	145	5.8	60-1	94	58	15	36	321	12.8
2021-22	Ohio	35-35	1237/35.4	166-362	.459	67-198	.338	98-138	.710	40	197	237	6.8	81-3	107	63	16	62	497	14.2
2022-23	UVa	17-3	404/23.8	46-110	.418	23-71	.324	22-35	.629	13	61	74	4.4	27-0	25	11	8	11	137	8.1
TOTAL FOR UVa		17-3	404/23.8	46-110	.418	23-71	.324	22-35	.629	13	61	74	4.4	27-0	25	11	8	11	137	8.1
TOTAL		139-95	4226/30.4	603-1338	.451	232-714	.325	271-404	.671	151	681	832	6.0	307-6	360	254	75	169	1709	12.3

Single Game Highs


Statistic	Value	
Points	30	vs Miami (OH) 02/15/22
Rebounds	13	at Central Mich. 02/16/19, at Western Mich. 01/04/20
Assists	10	vs Central Mich. 02/22/22
Steals	4	10 times
Blocks	3	vs North Carolina 01/10/23
FG Made	11	at Buffalo 01/14/20, vs Toledo 03/12/21
FG Attempts	20	at Buffalo 01/14/20
3FG Made	6	at Akron 03/02/19, vs Kent St. 01/07/22
3FG Attempts	11	at Bowling Green 03/01/22
FT Made	9	vs Miami (OH) 02/15/22, at NIU 03/04/22
FT Attempts	12	vs Central Mich. 03/09/20

VANDER PLAS 2022-23 GAME-BY-GAME

Opponent	Date	GS	MIN	Total		3-Pointers		Free throws		Rebounds				PF		A		TO		BLK		STL		PTS		AVG	
				FG-FGA	PCT	3FG-3FGA	PCT	FT-FTA	PCT	OFF	DEF	TOT	AVG	PF	A	TO	BLK	STL	PTS	AVG							
N.C. Central	11/07/2022		22:52	2-5	.400	2-4	.500	1-2	.500	0	4	4	4.0	1	2	0	1	1	7	7.0							
Monmouth	11/11/2022		19:11	3-4	.750	2-3	.667	2-3	.667	0	3	3	3.5	1	3	0	1	0	10	8.5							
vs Baylor	11/18/2022		24:06	4-5	.800	2-3	.667	4-6	.667	0	2	2	3.0	1	1	1	0	1	14	10.3							
vs Illinois	11/20/2022		24:10	0-3	.000	0-3	.000	8-9	.889	2	8	10	4.8	2	2	1	0	0	8	9.8							
UMES	11/25/2022		19:07	1-3	.333	0-0	.000	0-1	.000	3	4	7	5.2	3	2	0	0	1	2	8.2							
at Michigan	11/29/2022		24:23	4-5	.800	1-1	1.000	1-2	.500	0	0	0	4.3	1	1	1	0	0	10	8.5							
Florida St.	12/03/2022		26:36	3-11	.273	1-5	.200	0-0	.000	1	3	4	4.3	2	1	0	1	0	7	8.3							
James Madison	12/06/2022		25:55	1-4	.250	0-3	.000	1-2	.500	0	5	5	4.4	2	1	2	0	0	3	7.6							
Houston	12/17/2022		16:59	0-7	.000	0-6	.000	0-0	.000	0	0	0	3.9	0	1	1	0	0	0	6.8							
at Miami (FL)	12/20/2022		27:18	7-13	.538	4-9	.444	2-3	.667	2	2	4	3.9	3	2	1	0	0	20	8.1							
UAlbany	12/28/2022	*	15:06	1-4	.250	1-4	.250	0-2	.000	1	1	2	3.7	3	1	0	1	0	3	7.6							
at Georgia Tech	12/31/2022		21:04	1-3	.333	0-1	.000	1-2	.500	1	5	6	3.9	0	0	0	0	2	3	7.3							
at Pittsburgh	01/03/2023		21:57	1-4	.250	0-3	.000	0-0	.000	1	0	1	3.7	2	0	0	0	2	2	6.8							
Syracuse	01/07/2023		24:45	2-7	.286	2-6	.333	0-0	.000	0	4	4	3.7	1	1	2	1	1	6	6.8							
North Carolina	01/10/2023		26:38	6-10	.600	3-7	.429	2-3	.667	1	7	8	4.0	2	1	0	3	2	17	7.5							
at Florida St.	01/14/2023	*	34:10	6-11	.545	3-6	.500	0-0	.000	0	7	7	4.2	2	3	1	0	0	15	7.9							
Virginia Tech	01/18/2023	*	29:33	4-11	.364	2-7	.286	0-0	.000	1	6	7	4.4	1	3	1	0	1	10	8.1							
Totals		3	403:50	46-110	.418	23-71	.324	22-35	.629	13	61	74	4.4	27	25	11	8	11	137	8.1							

Player Averages

Games Played	Minutes/game	Points/game	FG Pct	3FG Pct	FT Pct	Rebounds/game	Assists/game	Turnovers/game	Assist/Turnover ratio	Steals/game	Blocks/game
17	23.8	8.1	41.8	32.4	62.9	4.4	1.5	0.6	2.3	0.6	0.5



10 TAINÉ MURRAY

Sophomore • Guard • 6-5 • 205
Auckland, N.Z. • Rosmini College

2022-23 HIGHLIGHTS

- Netted seven points in 16 minutes vs. Monmouth (11/11/22)
- Played 12 minutes vs. UMES (11/25/22)
- Played three minutes vs. JMU (12/6/22)
- Scored two points in nine minutes of action at Miami (12/20/22)
- Played four minutes at Georgia Tech (12/31/22)

MURRAY CAREER STATISTICS

SEASON	TEAM	GP-GS	MIN/AVG	Field Goals		3-Point		F-Throws		Rebounds				Scoring						
				FG-FGA	FG%	3FG-3FGA	3FG%	FT-FTA	FT%	OFF	DEF	TOT	AVG	PF	FO	A	TO	BLK	STL	PTS
2021-22	UVa	19-0	143/7.5	13-33	.394	8-23	.348	4-8	.500	6	11	17	0.9	14-0	2	4	1	2	38	2.0
2022-23	UVa	7-0	60/8.5	4-13	.308	1-9	.111	3-4	.750	0	9	9	1.3	5-0	3	1	2	0	12	1.7
TOTAL		26-0	203/7.8	17-46	.370	9-32	.281	7-12	.583	6	20	26	1.0	19-0	5	5	3	2	50	1.9

Single Game Highs

Statistic	Value	
Points	14	vs Iowa 11/29/21
Rebounds	4	vs UMES 11/25/22
Assists	1	5 times
Steals	1	vs Radford 11/12/21, at NC State 01/22/22
Blocks	1	vs Pittsburgh 12/03/21, vs Monmouth 11/11/22, vs James Madison 12/06/22
FG Made	5	vs Iowa 11/29/21
FG Attempts	7	vs Iowa 11/29/21
3FG Made	4	vs Iowa 11/29/21
3FG Attempts	6	vs Iowa 11/29/21
FT Made	2	at Clemson 01/04/22, vs UAlbany 12/28/22
FT Attempts	2	5 times

MURRAY 2022-23 GAME-BY-GAME

Opponent	Date	GS	MIN	Total		3-Pointers		Free throws		Rebounds				PF	A	TO	BLK	STL	PTS	AVG
				FG-FGA	PCT	3FG-3FGA	PCT	FT-FTA	PCT	OFF	DEF	TOT	AVG							
N.C. Central	11/07/2022		02:13	0-0	.000	0-0	.000	0-0	.000	0	1	1	1.0	0	0	0	0	0	0	0.0
Monmouth	11/11/2022		16:04	3-6	.500	1-3	.333	0-0	.000	0	0	0	0.5	2	1	0	1	0	7	3.5
UMES	11/25/2022		12:04	0-3	.000	0-3	.000	1-2	.500	0	4	4	1.7	2	1	0	0	0	1	2.7
James Madison	12/06/2022		03:09	0-0	.000	0-0	.000	0-0	.000	0	0	0	1.3	0	1	0	1	0	0	2.0
at Miami (FL)	12/20/2022		08:54	1-1	1.000	0-0	.000	0-0	.000	0	1	1	1.2	1	0	1	0	0	2	2.0
UAlbany	12/28/2022		13:15	0-2	.000	0-2	.000	2-2	1.000	0	3	3	1.5	0	0	0	0	0	2	2.0
at Georgia Tech	12/31/2022		04:09	0-1	.000	0-1	.000	0-0	.000	0	0	0	1.3	0	0	0	0	0	1.7	
Totals		0	59:48	4-13	.308	1-9	.111	3-4	.750	0	9	9	1.3	5	3	1	2	0	12	1.7

Player Averages

Games Played	Minutes/game	Points/game	FG Pct	3FG Pct	FT Pct	Rebounds/game	Assists/game	Turnovers/game	Assist/Turnover ratio	Steals/game	Blocks/game
7	8.5	1.7	30.8	11.1	75.0	1.3	0.4	0.1	3.0	0.0	0.3



11 ISAAC MCKNEELY

Freshman • Guard • 6-4 • 179
 Pocahontas, W.Va. • Pocahontas

2022-23 HIGHLIGHTS

- Scored three points in collegiate debut vs. NCCU (11/7/22)
- Game-high 15 points (4 of 6 3FG) vs. Monmouth (11/11/22)
- Tallied six points and three rebounds vs. UMES (11/25/22)
- Scored four points vs. JMU (12/6/22)
- Netted nine points (2 of 5 3FG) vs. Houston (12/17/22)
- Scored nine points (3 of 5 3FG) along with four rebounds at Georgia Tech (12/31/22)
- Drilled a pair of 3-pointers at Pitt (1/3/23)
- Scored 12 points on four 3-pointers vs. Syracuse (1/7/23)
- Scored 11 points (3-4 3FG) vs. UNC (1/10/23)
- Tallied seven points vs. Virginia Tech (1/18/23)

MCKNEELY CAREER STATISTICS

SEASON	TEAM	GP-GS	MIN	AVG	Field Goals		3-Point		F-Throws		Rebounds				Scoring						
					FG-FGA	FG%	3FG-3FGA	3FG%	FT-FTA	FT%	OFF	DEF	TOT	AVG	PF-FO	A	TO	BLK	STL	PTS	AVG
2022-23	UVa	17-1	353	20.8	33-86	.384	27-66	.409	9-13	.692	4	28	32	1.9	19-0	14	13	1	7	102	6.0
TOTAL		17-1	353	20.8	33-86	.384	27-66	.409	9-13	.692	4	28	32	1.9	19-0	14	13	1	7	102	6.0

Single Game Highs


Statistic	Value	
Points	15	vs Monmouth 11/11/22
Rebounds	5	vs Florida St. 12/03/22, at Miami (FL) 12/20/22
Assists	3	at Miami (FL) 12/20/22
Steals	1	7 times
Blocks	1	vs N.C. Central 11/07/22
FG Made	5	vs Monmouth 11/11/22
FG Attempts	9	at Miami (FL) 12/20/22
3FG Made	4	vs Monmouth 11/11/22, vs Syracuse 01/07/23
3FG Attempts	7	at Miami (FL) 12/20/22, vs Syracuse 01/07/23
FT Made	2	at Miami (FL) 12/20/22, vs Virginia Tech 01/18/23
FT Attempts	3	vs Monmouth 11/11/22

MCKNEELY 2022-23 GAME-BY-GAME

Opponent	Date	GS	MIN	Total		3-Pointers		Free throws		Rebounds				PF	A	TO	BLK	STL	PTS	AVG
				FG-FGA	PCT	3FG-3FGA	PCT	FT-FTA	PCT	OFF	DEF	TOT	AVG							
N.C. Central	11/07/2022		22:42	1-4	.250	1-4	.250	0-0	.000	0	1	1	1.0	1	0	1	1	0	3	3.0
Monmouth	11/11/2022		27:36	5-8	.625	4-6	.667	1-3	.333	0	2	2	1.5	0	1	0	0	0	15	9.0
vs Baylor	11/18/2022		11:13	0-1	.000	0-0	.000	0-0	.000	0	0	0	1.0	1	2	0	0	0	0	6.0
vs Illinois	11/20/2022		15:03	1-3	.333	1-2	.500	0-0	.000	0	0	0	0.8	1	0	0	0	0	3	5.3
UMES	11/25/2022		11:59	2-6	.333	2-4	.500	0-0	.000	0	3	3	1.2	2	0	1	0	0	6	5.4
at Michigan	11/29/2022		09:39	0-1	.000	0-1	.000	0-0	.000	0	0	0	1.0	1	0	1	0	0	0	4.5
Florida St.	12/03/2022		18:44	1-5	.200	1-4	.250	1-2	.500	2	3	5	1.6	0	0	2	0	1	4	4.4
James Madison	12/06/2022		25:57	1-6	.167	1-5	.200	1-2	.500	1	1	2	1.6	0	1	1	0	1	4	4.4
Houston	12/17/2022		24:46	3-6	.500	2-5	.400	1-1	1.000	0	2	2	1.7	1	0	0	0	0	9	4.9
at Miami (FL)	12/20/2022		30:43	1-9	.111	1-7	.143	2-2	1.000	0	5	5	2.0	1	3	2	0	1	5	4.9
UAlbany	12/28/2022	*	27:56	2-7	.286	0-3	.000	1-1	1.000	0	3	3	2.1	2	2	1	0	1	5	4.9
at Georgia Tech	12/31/2022		24:28	3-5	.600	3-5	.600	0-0	.000	1	3	4	2.3	2	2	3	0	0	9	5.3
at Pittsburgh	01/03/2023		22:52	2-5	.400	2-5	.400	0-0	.000	0	0	0	2.1	2	0	0	0	1	6	5.3
Syracuse	01/07/2023		22:24	4-7	.571	4-7	.571	0-0	.000	0	3	3	2.1	2	0	1	0	1	12	5.8
North Carolina	01/10/2023		21:00	4-5	.800	3-4	.750	0-0	.000	0	1	1	2.1	1	1	0	0	0	11	6.1
at Florida St.	01/14/2023		19:29	1-5	.200	1-2	.500	0-0	.000	0	0	0	1.9	0	1	0	0	1	3	5.9
Virginia Tech	01/18/2023		16:47	2-3	.667	1-2	.500	2-2	1.000	0	1	1	1.9	2	1	0	0	0	7	6.0
Totals		1	353:18	33-86	.384	27-66	.409	9-13	.692	4	28	32	1.9	19	14	13	1	7	102	6.0

Player Averages

Games Played	Minutes/game	Points/game	FG Pct	3FG Pct	FT Pct	Rebounds/game	Assists/game	Turnovers/game	Assist/Turnover ratio	Steals/game	Blocks/game
17	20.8	6.0	38.4	40.9	69.2	1.9	0.8	0.8	1.1	0.4	0.1



12 CHASE COLEMAN

Senior • Guard • 5-10 • 165
Norfolk, Va. • Maury

2022-23 HIGHLIGHTS

- Dished two assists in nine minutes vs. Monmouth (11/11/22)
- Scored three points in five minutes of action vs. UMES (11/25/22)
- Played five minutes vs. UAlbany (12/28/22)
- Made 1 of 2 free throws in three minutes at Georgia Tech (12/31/22)

COLEMAN CAREER STATISTICS

SEASON	TEAM	GP-GS	MIN	AVG	Field Goals		3-Point		F-Throws		Rebounds				Scoring						
					FG-FGA	FG%	3FG-3FGA	3FG%	FT-FTA	FT%	OFF	DEF	TOT	AVG	PF	FO	A	TO	BLK	STL	PTS
2019-20	UVa	17-0	87	5.1	5-18	.278	2-8	.250	0-0	.000	0	8	8	0.5	9	4	7	0	5	12	0.7
2020-21	UVa	5-0	7	1.4	1-1	1.000	0-0	.000	0-0	.000	0	1	1	0.2	1	0	0	0	0	2	0.4
2021-22	UVa	4-0	7	1.8	1-2	.500	0-1	.000	0-0	.000	0	0	0	0.0	0	0	2	0	1	2	0.5
2022-23	UVa	4-0	21	5.2	1-5	.200	1-3	.333	1-3	.333	0	0	0	0.0	2	0	4	2	0	4	1.0
TOTAL		30-0	122	4.1	8-26	.308	3-12	.250	1-3	.333	0	9	9	0.3	12	0	11	0	6	20	0.7

Single Game Highs

Statistic	Value
Points	3 vs Virginia Tech 01/04/20, vs Arizona St. 11/24/19, vs UMES 11/25/22
Rebounds	2 vs Massachusetts 11/23/19
Assists	2 vs Monmouth 11/11/22
Steals	1 6 times
FG Made	1 8 times
FG Attempts	3 vs James Madison 11/10/19, vs Arizona St. 11/24/19
3FG Made	1 vs Virginia Tech 01/04/20, vs Arizona St. 11/24/19, vs UMES 11/25/22
3FG Attempts	2 at Boston College 01/07/20, vs Arizona St. 11/24/19
FT Made	1 at Georgia Tech 12/31/22
FT Attempts	2 at Georgia Tech 12/31/22

COLEMAN 2022-23 GAME-BY-GAME

Opponent	Date	GS	MIN	Total		3-Pointers		Free throws		Rebounds				PF							
				FG-FGA	PCT	3FG-3FGA	PCT	FT-FTA	PCT	OFF	DEF	TOT	AVG	A	TO	BLK	STL	PTS	AVG		
Monmouth	11/11/2022		08:30	0-1	.000	0-1	.000	0-1	.000	0	0	0	0.0	1	2	1	0	0	0	0	0.0
UMES	11/25/2022		04:42	1-2	.500	1-1	1.000	0-0	.000	0	0	0	0.0	0	1	1	0	0	0	3	1.5
UAlbany	12/28/2022		05:10	0-2	.000	0-1	.000	0-0	.000	0	0	0	0.0	0	1	0	0	0	0	0	1.0
at Georgia Tech	12/31/2022		02:34	0-0	.000	0-0	.000	1-2	.500	0	0	0	0.0	1	0	0	0	0	0	1	1.0
Totals			0 20:56	1-5	.200	1-3	.333	1-3	.333	0	0	0	0.0	2	4	2	0	0	4	1.0	

Player Averages

Games Played	Minutes/game	Points/game	FG Pct	3FG Pct	FT Pct	Rebounds/game	Assists/game	Turnovers/game	Assist/Turnover ratio	Steals/game	Blocks/game
4	5.2	1.0	20.0	33.3	33.3	0.0	1.0	0.5	2.0	0.0	0.0



13 RYAN DUNN

Freshman • Guard • 6-8 • 208
Freeport, N.Y. • Perkiomen School

2022-23 HIGHLIGHTS

- Tallied 13 points, six rebounds, three blocks and two steals in collegiate debut vs. Monmouth (11/11/22)
- Played 12 minutes vs. UMEs (11/25/22)
- Scored four points (4 of 4 FT) and had five rebounds in 15 minutes vs. FSU (12/3/22)
- Recorded four points, five rebounds and three blocks in 18 minutes vs. JMU (12/6/22)
- Registered two points, three rebounds and one block at Georgia Tech (12/31/22)
- Tallied nine points, four rebounds and three blocks at Florida State (1/14/23)
- Recorded three points, three rebounds and three blocks vs. Virginia Tech (1/18/23)

DUNN CAREER STATISTICS

SEASON	TEAM	GP-GS	MIN/AVG	Field Goals		3-Point		F-Throws		Rebounds				Scoring						
				FG-FGA	FG%	3FG-3FGA	3FG%	FT-FTA	FT%	OFF	DEF	TOT	AVG	PF	FO	A	TO	BLK	STL	PTS
2022-23	UVa	15-0	184/12.3	15-32	.469	3-11	.273	7-10	.700	8	30	38	2.5	17-0	4	6	17	4	40	2.7
TOTAL		15-0	184/12.3	15-32	.469	3-11	.273	7-10	.700	8	30	38	2.5	17-0	4	6	17	4	40	2.7

Single Game Highs

Statistic	Value	
Points	13	vs Monmouth 11/11/22
Rebounds	6	vs Monmouth 11/11/22
Assists	2	vs Monmouth 11/11/22
Steals	2	vs Monmouth 11/11/22, vs Virginia Tech 01/18/23
Blocks	3	4 times
FG Made	5	vs Monmouth 11/11/22
FG Attempts	7	at Florida St. 01/14/23
3FG Made	1	vs Monmouth 11/11/22, vs Baylor 11/18/22, at Florida St. 01/14/23
3FG Attempts	3	vs Virginia Tech 01/18/23
FT Made	4	vs Florida St. 12/03/22
FT Attempts	4	vs Monmouth 11/11/22, vs Florida St. 12/03/22

DUNN 2022-23 GAME-BY-GAME

Opponent	Date	GS	MIN	Total		3-Pointers		Free throws		Rebounds				PF	A	TO	BLK	STL	PTS	AVG
				FG-FGA	PCT	3FG-3FGA	PCT	FT-FTA	PCT	OFF	DEF	TOT	AVG							
Monmouth	11/11/2022		26:42	5-6	.833	1-1	1.000	2-4	.500	1	5	6	6.0	3	2	0	3	2	13	13.0
vs Baylor	11/18/2022		06:34	1-2	.500	1-1	1.000	0-1	.000	0	0	0	3.0	1	0	0	0	0	3	8.0
vs Illinois	11/20/2022		03:22	0-0	.000	0-0	.000	0-0	.000	0	1	1	2.3	0	0	0	0	0	0	5.3
UMES	11/25/2022		11:43	0-2	.000	0-1	.000	0-0	.000	0	0	0	1.8	0	0	1	1	0	0	4.0
at Michigan	11/29/2022		04:34	0-0	.000	0-0	.000	0-0	.000	0	1	1	1.6	0	0	0	0	0	0	3.2
Florida St.	12/03/2022		15:05	0-0	.000	0-0	.000	4-4	1.000	0	5	5	2.2	3	0	0	1	0	4	3.3
James Madison	12/06/2022		18:40	2-5	.400	0-2	.000	0-0	.000	0	5	5	2.6	3	0	0	3	0	4	3.4
Houston	12/17/2022		03:08	0-0	.000	0-0	.000	0-0	.000	0	1	1	2.4	0	0	0	0	0	0	3.0
at Miami (FL)	12/20/2022		16:28	0-2	.000	0-0	.000	0-0	.000	1	1	2	2.3	1	0	0	1	0	0	2.7
UAlbany	12/28/2022		18:02	1-2	.500	0-1	.000	0-0	.000	0	3	3	2.4	1	0	2	1	0	2	2.6
at Georgia Tech	12/31/2022		11:44	1-1	1.000	0-0	.000	0-0	.000	1	2	3	2.5	0	1	1	1	0	2	2.5
at Pittsburgh	01/03/2023		04:55	0-1	.000	0-0	.000	0-0	.000	1	1	2	2.4	2	0	1	0	0	0	2.3
North Carolina	01/10/2023		01:27	0-0	.000	0-0	.000	0-0	.000	0	2	2	2.4	0	0	0	0	0	0	2.2
at Florida St.	01/14/2023		16:57	4-7	.571	1-2	.500	0-0	.000	3	1	4	2.5	2	0	0	3	0	9	2.6
Virginia Tech	01/18/2023		24:24	1-4	.250	0-3	.000	1-1	1.000	1	2	3	2.5	1	1	1	3	2	3	2.7
Totals		0	183:45	15-32	.469	3-11	.273	7-10	.700	8	30	38	2.5	17	4	6	17	4	40	2.7

Player Averages

Games Played	Minutes/game	Points/game	FG Pct	3FG Pct	FT Pct	Rebounds/game	Assists/game	Turnovers/game	Assist/Turnover ratio	Steals/game	Blocks/game
15	12.3	2.7	46.9	27.3	70.0	2.5	0.3	0.4	0.7	0.3	1.1



21 KADIN SHEDRICK

RS Junior • Forward • 6-11 • 231
Holly Springs, N.C. • Holly Springs

2022-23 HIGHLIGHTS

- Tallied 10 points, seven rebounds, two steals and two blocks vs. NCCU (11/7/22)
- Scored nine points along with a game-high seven rebounds vs. Monmouth (11/11/22)
- Registered 17 points and two blocks vs. Baylor (11/18/22)
- Recorded 13 points (4-4 FG, 5-5 FT), three steals and two blocks vs. UMES (11/25/22)
- Tallied 12 points (5-6 FG) and two steals at Michigan (11/29/22)
- Blocked four shots vs. FSU (12/3/22) and JMU (12/6/22)
- Scored team-high 16 points vs. Houston (12/17/22)
- Netted eight points and six rebounds vs. UAlbany (12/28/22)
- Had 11 points, four rebounds and two blocks at Georgia Tech (12/31/22)
- Reached double figures with 10 points at Pitt (1/3/23)
- Posted 10 points, seven rebounds, four blocks and three steals vs. Syracuse (1/7/23)

SHEDRICK CAREER STATISTICS

Opponent	Date	GS	MIN	Total		3-Pointers		Free throws		Rebounds				PF	A	TO	BLK	STL	PTS	AVG	
				FG-FGA	PCT	3FG-3FGA	PCT	FT-FTA	PCT	OFF	DEF	TOT	AVG								
N.C. Central	11/07/2022	*	27:15	3-6	.500	0-1	.000	4-4	1.000	2	5	7	7.0	3	2	0	2	2	10	10.0	
Monmouth	11/11/2022	*	20:54	2-4	.500	0-0	.000	5-6	.833	2	5	7	7.0	2	0	1	1	3	9	9.5	
vs Baylor	11/18/2022	*	32:16	6-6	1.000	0-0	.000	5-7	.714	0	3	3	5.7	5	1	2	2	2	17	12.0	
vs Illinois	11/20/2022	*	19:21	2-3	.667	0-0	.000	3-4	.750	1	5	6	5.8	2	1	2	1	0	7	10.8	
UMES	11/25/2022	*	17:01	4-4	1.000	0-0	.000	5-5	1.000	3	0	3	5.2	0	1	1	2	3	13	11.2	
at Michigan	11/29/2022	*	22:14	5-6	.833	1-1	1.000	1-3	.333	0	1	1	4.5	5	0	0	0	2	12	11.3	
Florida St.	12/03/2022	*	23:50	1-3	.333	0-0	.000	1-2	.500	2	4	6	4.7	4	0	0	4	0	3	10.1	
James Madison	12/06/2022	*	24:59	1-3	.333	0-1	.000	0-0	.000	0	5	5	4.8	2	1	1	4	1	2	9.1	
Houston	12/17/2022	*	28:49	7-8	.875	0-0	.000	2-2	1.000	2	1	3	4.6	3	1	1	1	0	16	9.9	
at Miami (FL)	12/20/2022	*	10:43	1-2	.500	0-0	.000	0-0	.000	0	1	1	4.2	2	0	1	1	0	2	9.1	
UAlbany	12/28/2022	*	22:00	3-6	.500	0-0	.000	2-2	1.000	1	5	6	4.4	1	1	0	1	1	8	9.0	
at Georgia Tech	12/31/2022	*	16:53	3-4	.750	0-0	.000	5-5	1.000	2	2	4	4.3	4	1	1	2	1	11	9.2	
at Pittsburgh	01/03/2023	*	26:36	4-5	.800	0-0	.000	2-2	1.000	2	2	4	4.3	3	2	3	1	0	10	9.2	
Syracuse	01/07/2023	*	23:29	4-6	.667	0-0	.000	3-4	.750	3	4	7	4.5	4	0	1	4	3	11	9.4	
North Carolina	01/10/2023	*	17:51	1-2	.500	0-0	.000	0-0	.000	2	0	2	4.3	2	0	1	1	0	2	8.9	
at Florida St.	01/14/2023	*	05:10	0-0	.000	0-0	.000	0-0	.000	0	1	1	4.1	1	0	0	0	1	0	8.3	
Virginia Tech	01/18/2023	*	04:20	0-0	.000	0-0	.000	0-0	.000	0	1	1	3.9	0	0	0	0	1	0	7.8	
Totals			14	343:41	47-68	.691	1-3	.333	38-46	.826	22	45	67	3.9	43	11	15	27	20	133	7.8

Player Averages

Games Played	Minutes/game	Points/game	FG Pct	3FG Pct	FT Pct	Rebounds/game	Assists/game	Turnovers/game	Assist/Turnover ratio	Steals/game	Blocks/game
17	20.2	7.8	69.1	33.3	82.6	3.9	0.6	0.9	0.7	1.2	1.6

SHEDRICK 2022-23 GAME-BY-GAME

Opponent	Date	GS	MIN	Total		3-Pointers		Free throws		Rebounds				PF	A	TO	BLK	STL	PTS	AVG	
				FG-FGA	PCT	3FG-3FGA	PCT	FT-FTA	PCT	OFF	DEF	TOT	AVG								
N.C. Central	11/07/2022	*	27:15	3-6	.500	0-1	.000	4-4	1.000	2	5	7	7.0	3	2	0	2	2	10	10.0	
Monmouth	11/11/2022	*	20:54	2-4	.500	0-0	.000	5-6	.833	2	5	7	7.0	2	0	1	1	3	9	9.5	
vs Baylor	11/18/2022	*	32:16	6-6	1.000	0-0	.000	5-7	.714	0	3	3	5.7	5	1	2	2	2	17	12.0	
vs Illinois	11/20/2022	*	19:21	2-3	.667	0-0	.000	3-4	.750	1	5	6	5.8	2	1	2	1	0	7	10.8	
UMES	11/25/2022	*	17:01	4-4	1.000	0-0	.000	5-5	1.000	3	0	3	5.2	0	1	1	2	3	13	11.2	
at Michigan	11/29/2022	*	22:14	5-6	.833	1-1	1.000	1-3	.333	0	1	1	4.5	5	0	0	0	2	12	11.3	
Florida St.	12/03/2022	*	23:50	1-3	.333	0-0	.000	1-2	.500	2	4	6	4.7	4	0	0	4	0	3	10.1	
James Madison	12/06/2022	*	24:59	1-3	.333	0-1	.000	0-0	.000	0	5	5	4.8	2	1	1	4	1	2	9.1	
Houston	12/17/2022	*	28:49	7-8	.875	0-0	.000	2-2	1.000	2	1	3	4.6	3	1	1	1	0	16	9.9	
at Miami (FL)	12/20/2022	*	10:43	1-2	.500	0-0	.000	0-0	.000	0	1	1	4.2	2	0	1	1	0	2	9.1	
UAlbany	12/28/2022	*	22:00	3-6	.500	0-0	.000	2-2	1.000	1	5	6	4.4	1	1	0	1	1	8	9.0	
at Georgia Tech	12/31/2022	*	16:53	3-4	.750	0-0	.000	5-5	1.000	2	2	4	4.3	4	1	1	2	1	11	9.2	
at Pittsburgh	01/03/2023	*	26:36	4-5	.800	0-0	.000	2-2	1.000	2	2	4	4.3	3	2	3	1	0	10	9.2	
Syracuse	01/07/2023	*	23:29	4-6	.667	0-0	.000	3-4	.750	3	4	7	4.5	4	0	1	4	3	11	9.4	
North Carolina	01/10/2023	*	17:51	1-2	.500	0-0	.000	0-0	.000	2	0	2	4.3	2	0	1	1	0	2	8.9	
at Florida St.	01/14/2023	*	05:10	0-0	.000	0-0	.000	0-0	.000	0	1	1	4.1	1	0	0	0	1	0	8.3	
Virginia Tech	01/18/2023	*	04:20	0-0	.000	0-0	.000	0-0	.000	0	1	1	3.9	0	0	0	0	1	0	7.8	
Totals			14	343:41	47-68	.691	1-3	.333	38-46	.826	22	45	67	3.9	43	11	15	27	20	133	7.8

Player Averages

Games Played	Minutes/game	Points/game	FG Pct	3FG Pct	FT Pct	Rebounds/game	Assists/game	Turnovers/game	Assist/Turnover ratio	Steals/game	Blocks/game
17	20.2	7.8	69.1	33.3	82.6	3.9	0.6	0.9	0.7	1.2	1.6



22 FRANCISCO CAFFARO

RS Senior • Center • 7-1 • 254
 Santa Fe, Argentina • NBA Global Academy

2022-23 HIGHLIGHTS

- Tallied 10 points and four rebounds vs. NCCU (11/7/22)
- Missed Monmouth game due to participation with Argentina National Team at World Cup qualifier in the Dominican Republic on Nov. 10
- Scored nine points along with six rebounds for Argentina in a World Cup qualifier vs. the Dominican Republic on Nov. 10
- Recorded four points and two rebounds at Miami (12/20/22)
- Missed the Pitt game (1/3/23) with a foot injury

CAFFARO CAREER STATISTICS

SEASON TEAM	GP-GS	MIN/AVG	Field Goals		3-Point		F-Throws		Rebounds				Scoring						
			FG-FGA	FG%	3FG-3FGA	3FG%	FT-FTA	FT%	OFF	DEF	TOT	AVG	PF-FO	A	TO	BLK	STL	PTS	AVG
2019-20 UVa	20-2	150/7.5	9-17	.529	0-0	.000	10-15	.667	10	14	24	1.2	24-0	0	9	5	2	28	1.4
2020-21 UVa	17-0	117/6.9	6-12	.500	0-0	.000	8-10	.800	9	12	21	1.2	16-0	2	7	1	0	20	1.2
2021-22 UVa	35-16	620/17.7	55-105	.524	0-0	.000	41-68	.603	55	107	162	4.6	79-3	8	32	11	7	151	4.3
2022-23 UVa	11-0	83/7.6	8-11	.727	0-0	.000	6-12	.500	8	13	21	1.9	17-0	1	6	1	0	22	2.0
TOTAL	83-18	970/11.7	78-145	.538	0-0	.000	65-105	.619	82	146	228	2.7	136-3	11	54	18	9	221	2.7

Single Game Highs

Statistic	Value	
Points	16	vs Virginia Tech 01/12/22
Rebounds	12	at Notre Dame 01/29/22
Assists	1	11 times
Steals	2	at Notre Dame 01/29/22
Blocks	2	vs Fairleigh Dickinson 12/18/21, vs Florida St. 02/26/22
FG Made	5	vs Virginia Tech 01/12/22, at Notre Dame 01/29/22
FG Attempts	9	vs Wake Forest 01/15/22, at Notre Dame 01/29/22
FT Made	6	vs Virginia Tech 01/12/22
FT Attempts	10	vs Virginia Tech 01/12/22

CAFFARO 2022-23 GAME-BY-GAME

Opponent	Date	GS	MIN	Total		3-Pointers		Free throws		Rebounds				PF	A	TO	BLK	STL	PTS	AVG
				FG-FGA	PCT	3FG-3FGA	PCT	FT-FTA	PCT	OFF	DEF	TOT	AVG							
N.C. Central	11/07/2022		10:12	3-3	1.000	0-0	.000	4-5	.800	1	3	4	4.0	2	1	0	0	0	10	10.0
vs Baylor	11/18/2022		06:18	1-1	1.000	0-0	.000	0-0	.000	2	0	2	3.0	2	0	0	0	0	2	6.0
vs Illinois	11/20/2022		09:43	1-1	1.000	0-0	.000	0-0	.000	1	1	2	2.7	2	0	1	1	0	2	4.7
UMES	11/25/2022		11:53	1-1	1.000	0-0	.000	0-0	.000	1	1	2	2.5	1	0	1	0	0	2	4.0
at Michigan	11/29/2022		03:57	0-1	.000	0-0	.000	0-0	.000	0	0	0	2.0	3	0	1	0	0	0	3.2
Florida St.	12/03/2022		03:48	0-0	.000	0-0	.000	0-0	.000	1	1	2	2.0	0	0	0	0	0	0	2.7
at Miami (FL)	12/20/2022		07:53	1-1	1.000	0-0	.000	2-2	1.000	1	1	2	2.0	2	0	1	0	0	4	2.9
UAlbany	12/28/2022		13:27	1-1	1.000	0-0	.000	0-5	.000	0	2	2	2.0	1	0	1	0	0	2	2.8
at Georgia Tech	12/31/2022		05:46	0-1	.000	0-0	.000	0-0	.000	0	0	0	1.8	1	0	0	0	0	0	2.4
Syracuse	01/07/2023		04:52	0-1	.000	0-0	.000	0-0	.000	0	2	2	1.8	1	0	1	0	0	0	2.2
North Carolina	01/10/2023		05:18	0-0	.000	0-0	.000	0-0	.000	1	2	3	1.9	2	0	0	0	0	0	2.0
Totals		0	83:07	8-11	.727	0-0	.000	6-12	.500	8	13	21	1.9	17	1	6	1	0	22	2.0

Player Averages

Games Played	Minutes/game	Points/game	FG Pct	3FG Pct	FT Pct	Rebounds/game	Assists/game	Turnovers/game	Assist/Turnover ratio	Steals/game	Blocks/game
11	7.6	2.0	72.7	0.0	50.0	1.9	0.1	0.5	0.2	0.0	0.1



24 TRISTAN HOW

Junior • Forward • 6-7 • 202
Virginia Beach, Va. • Norfolk Collegiate

2022-23 HIGHLIGHTS

- Scored three points along with three rebounds in collegiate debut vs. Monmouth (11/11/22)
- Totaled three rebounds in three minutes at Georgia Tech (12/31/22)

HOW CAREER STATISTICS

SEASON	TEAM	GP-GS	MIN/AVG	Field Goals		3-Point		F-Throws		Rebounds				Scoring						
				FG-FGA	FG%	3FG-3FGA	3FG%	FT-FTA	FT%	OFF	DEF	TOT	AVG	PF	FO	A	TO	BLK	STL	PTS
2022-23	UVa	2-0	8/3.8	1-4	.250	0-0	.000	1-4	.250	3	3	6	3.0	2-0	0	0	0	0	3	1.5
TOTAL		2-0	8/3.8	1-4	.250	0-0	.000	1-4	.250	3	3	6	3.0	2-0	0	0	0	0	3	1.5

Single Game Highs

Statistic	Value
Points	3 vs Monmouth 11/11/22
Rebounds	3 vs Monmouth 11/11/22, at Georgia Tech 12/31/22
FG Made	1 vs Monmouth 11/11/22
FG Attempts	3 at Georgia Tech 12/31/22
FT Made	1 vs Monmouth 11/11/22
FT Attempts	2 vs Monmouth 11/11/22, at Georgia Tech 12/31/22

HOW 2022-23 GAME-BY-GAME

Opponent	Date	GS	MIN	Total		3-Pointers		Free throws		Rebounds				PF				PTS		
				FG-FGA	PCT	3FG-3FGA	PCT	FT-FTA	PCT	OFF	DEF	TOT	AVG	A	TO	BLK	STL	PTS	AVG	
Monmouth	11/11/2022		05:02	1-1	1.000	0-0	.000	1-2	.500	1	2	3	3.0	1	0	0	0	0	3	3.0
at Georgia Tech	12/31/2022		02:34	0-3	.000	0-0	.000	0-2	.000	2	1	3	3.0	1	0	0	0	0	0	1.5
Totals		0	07:36	1-4	.250	0-0	.000	1-4	.250	3	3	6	3.0	2	0	0	0	0	3	1.5

Player Averages

Games Played	Minutes/game	Points/game	FG Pct	3FG Pct	FT Pct	Rebounds/game	Assists/game	Turnovers/game	Assist/Turnover ratio	Steals/game	Blocks/game
2	3.8	1.5	25.0	0.0	25.0	3.0	0.0	0.0	0.0	0.0	0.0



2022-23 Virginia Men's Basketball Combined Team Statistics All games

Game Records

Record	Overall	Home	Away	Neutral
ALL GAMES	14-3	9-1	3-2	2-0
CONFERENCE	6-2	4-0	2-2	0-0
NON-CONFERENCE	8-1	5-1	1-0	2-0

Score by Periods

Team	1st	2nd	OT	TOT
Virginia	550	640	0	1190
Opponents	473	545	0	1018

Team Box Score

No.	Player	Total			3-Point			F-Throw		Rebounds				Other Stats								
		GP-GS	MIN	AVG	FG-FGA	FG%	3FG-3FGA	3FG%	FT-FTA	FT%	OFF	DEF	TOT	AVG	PF	DQ	A	TO	BLK	STL	PTS	AVG
4	FRANKLIN, Armaan	17-17	487:54	28.7	69-162	.426	35-85	.412	33-44	.750	10	63	73	4.3	25	0	20	15	8	16	206	12.1
0	CLARK, Kihei	17-17	566:57	33.3	63-143	.441	20-52	.385	50-68	.735	7	39	46	2.7	24	0	101	35	2	24	196	11.5
1	GARDNER, Jayden	17-17	402:08	23.7	70-133	.526	0-0	.000	36-59	.610	28	54	82	4.8	31	0	9	15	7	15	176	10.4
2	BEEKMAN, Reece	16-16	486:59	30.4	52-121	.430	19-40	.475	36-44	.818	9	45	54	3.4	28	0	81	27	8	23	159	9.9
5	VANDER PLAS, Ben	17-3	403:50	23.8	46-110	.418	23-71	.324	22-35	.629	13	61	74	4.4	27	0	25	11	8	11	137	8.1
21	SHEDRICK, Kadin	17-14	343:41	20.2	47-68	.691	1-3	.333	38-46	.826	22	45	67	3.9	43	2	11	15	27	20	133	7.8
11	MCKNEELY, Isaac	17-1	353:18	20.8	33-86	.384	27-66	.409	9-13	.692	4	28	32	1.9	19	0	14	13	1	7	102	6.0
13	DUNN, Ryan	15-0	183:45	12.3	15-32	.469	3-11	.273	7-10	.700	8	30	38	2.5	17	0	4	6	17	4	40	2.7
22	CAFFARO, Francisco	11-0	83:07	7.6	8-11	.727	0-0	.000	6-12	.500	8	13	21	1.9	17	0	1	6	1	0	22	2.0
10	MURRAY, Taine	7-0	59:48	8.5	4-13	.308	1-9	.111	3-4	.750	0	9	9	1.3	5	0	3	1	2	0	12	1.7
24	HOW, Tristan	2-0	07:36	3.8	1-4	.250	0-0	.000	1-4	.250	3	3	6	3.0	2	0	0	0	0	0	3	1.5
12	COLEMAN, Chase	4-0	20:56	5.2	1-5	.200	1-3	.333	1-3	.333	0	0	0	0.0	2	0	4	2	0	0	4	1.0
Team											24	23	47				11					
Total		17	3400		409-888	.461	130-340	.382	242-342	.708	136	413	549	32.3	240	2	273	157	81	120	1190	70.0
Opponents		17	3400		369-904	.408	123-352	.349	157-213	.737	149	393	542	31.9	299	8	192	213	62	82	1018	59.9

Team Statistics

	UVA	OPP
Scoring	1190	1018
Points per game	70.0	59.9
Scoring margin	+10.1	-
Field goals-att	409-888	369-904
Field goal pct	.461	.408
3 point fg-att	130-340	123-352
3-point FG pct	.382	.349
3-pt FG made per game	7.6	7.2
Free throws-att	242-342	157-213
Free throw pct	.708	.737
F-Throws made per game	14.2	9.2
Rebounds	549	542
Rebounds per game	32.3	31.9
Rebounding margin	+0.4	-
Assists	273	192
Assists per game	16.1	11.3
Turnovers	157	213
Turnovers per game	9.2	12.5
Turnover margin	+3.3	-
Assist/turnover ratio	1.7	0.9
Steals	120	82
Steals per game	7.1	4.8
Blocks	81	62
Blocks per game	4.8	3.6
Winning streak	4	-
Home win streak	4	-
Attendance	141453	40335
Home games-Avg/Game	10-14145	5-8067
Neutral site-Avg/Game	-	2-3839

Team Results

Date	Opponent		Score	Att.
11/07/2022	N.C. Central	W	73-61	13238
11/11/2022	Monmouth	W	89-42	13487
11/18/2022	vs Baylor	W	86-79	0
11/20/2022	vs Illinois	W	70-61	7678
11/25/2022	UMES	W	72-45	13882
11/29/2022	at Michigan	W	70-68	12200
12/03/2022	Florida St.	W	62-57	14280
12/06/2022	James Madison	W	55-50	14193
12/17/2022	Houston	L	61-69	14629
12/20/2022	at Miami (FL)	L	64-66	7257
12/28/2022	UAlbany	W	66-46	14269
12/31/2022	at Georgia Tech	W	74-56	5371
01/03/2023	at Pittsburgh	L	65-68	6464
01/07/2023	Syracuse	W	73-66	14217
01/10/2023	North Carolina	W	65-58	14629
01/14/2023	at Florida St.	W	67-58	9043
01/18/2023	Virginia Tech	W	78-68	14629



2022-23 Virginia Men's Basketball Combined Team Statistics In Conference games

Game Records

Record	Overall	Home	Away	Neutral
ALL GAMES	6-2	4-0	2-2	0-0
CONFERENCE	6-2	4-0	2-2	0-0
NON-CONFERENCE	0-0	0-0	0-0	0-0

Score by Periods

Team	1st	2nd	OT	TOT
Virginia	251	297	0	548
Opponents	217	280	0	497

Team Box Score

No.	Player	Total			3-Point		F-Throw		Rebounds				Other									
		GP-GS	MIN	AVG	FG-FGA	FG%	3FG-3FGA	3FG%	FT-FTA	FT%	OFF	DEF	TOT	AVG	PF	DQ	A	TO	BLK	STL	PTS	AVG
0	CLARK, Kihei	8-8	272:52	34.1	35-77	.455	8-23	.348	26-33	.788	5	19	24	3.0	13	0	46	18	1	13	104	13.0
4	FRANKLIN, Armaan	8-8	232:33	29.1	34-84	.405	17-43	.395	12-19	.632	7	31	38	4.8	9	0	13	6	6	10	97	12.1
2	BEEKMAN, Reece	8-8	268:46	33.6	28-68	.412	10-23	.435	16-20	.800	5	27	32	4.0	15	0	44	12	3	10	82	10.3
5	VANDER PLAS, Ben	8-2	212:01	26.5	30-70	.429	15-44	.341	5-8	.625	7	34	41	5.1	13	0	11	5	5	8	80	10.0
1	GARDNER, Jayden	8-8	171:41	21.5	29-57	.509	0-0	.000	6-12	.500	9	16	25	3.1	19	0	3	8	2	8	64	8.0
11	MCKNEELY, Isaac	8-0	176:27	22.1	18-44	.409	16-36	.444	5-6	.833	3	16	19	2.4	10	0	8	8	0	5	57	7.1
21	SHEDRICK, Kadin	8-6	128:52	16.1	14-22	.636	0-0	.000	11-13	.846	11	15	26	3.3	20	0	3	7	13	6	39	4.9
13	DUNN, Ryan	7-0	91:00	13.0	6-15	.400	1-5	.200	5-5	1.000	7	14	21	3.0	9	0	2	3	9	2	18	2.6
10	MURRAY, Taine	2-0	13:03	6.5	1-2	.500	0-1	.000	0-0	.000	0	1	1	0.5	1	0	0	1	0	0	2	1.0
12	COLEMAN, Chase	1-0	02:34	2.6	0-0	.000	0-0	.000	1-2	.500	0	0	0	0.0	1	0	0	0	0	0	1	1.0
22	CAFFARO, Francisco	5-0	27:37	5.5	1-3	.333	0-0	.000	2-2	1.000	3	6	9	1.8	6	0	0	2	0	0	4	0.8
24	HOW, Tristan	1-0	02:34	2.6	0-3	.000	0-0	.000	0-2	.000	2	1	3	3.0	1	0	0	0	0	0	0	0.0
Team											9	10	19					3				
Total		8	1600		196-445	.440	67-175	.383	89-122	.730	68	190	258	32.3	117	0	130	73	39	62	548	68.5
Opponents		8	1600		178-431	.413	60-162	.370	81-104	.779	73	199	272	34.0	121	3	105	101	34	38	497	62.1

Team Statistics

	UVA	OPP
Scoring	548	497
Points per game	68.5	62.1
Scoring margin	+6.4	-
Field goals-att	196-445	178-431
Field goal pct	.440	.413
3 point fg-att	67-175	60-162
3-point FG pct	.383	.370
3-pt FG made per game	8.4	7.5
Free throws-att	89-122	81-104
Free throw pct	.730	.779
F-Throws made per game	11.1	10.1
Rebounds	258	272
Rebounds per game	32.3	34.0
Rebounding margin	-1.8	-
Assists	130	105
Assists per game	16.3	13.1
Turnovers	73	101
Turnovers per game	9.1	12.6
Turnover margin	+3.5	-
Assist/turnover ratio	1.8	1.0
Steals	62	38
Steals per game	7.8	4.8
Blocks	39	34
Blocks per game	4.9	4.3
Winning streak	4	-
Home win streak	4	-
Attendance	57755	28135
Home games-Avg/Game	4-14439	4-7034
Neutral site-Avg/Game	-	0-0

Team Results

Date	Opponent		Score	Att.
12/03/2022	Florida St.	W	62-57	14280
12/20/2022	at Miami (FL)	L	64-66	7257
12/31/2022	at Georgia Tech	W	74-56	5371
01/03/2023	at Pittsburgh	L	65-68	6464
01/07/2023	Syracuse	W	73-66	14217
01/10/2023	North Carolina	W	65-58	14629
01/14/2023	at Florida St.	W	67-58	9043
01/18/2023	Virginia Tech	W	78-68	14629



**2022-23 Virginia Men's Basketball
Points-rebounds-assists
All games**

Opponent	Date	Score	W	0	1	2	4	5	10	11	12	13	21	22
				CLARK,KIHE	GARDNER,JA	BEEKMAN,RE	FRANKLIN,A	VANDER PLA	MURRAY,TAI	MCKNEELY,I	COLEMAN,CH	DUNN,RYAN	SHEDRICK,K	CAFFARO,FR
N.C. Central	11/07/2022	73-61	W	9-2-5	3-9-0	10-3-5	21-4-1	7-4-2	0-1-0	3-1-0	DNP	DNP	10-7-2	10-4-1
Monmouth	11/11/2022	89-42	W	8-1-7	9-5-1	7-2-6	8-3-0	10-3-3	7-0-1	15-2-1	0-0-2	13-6-2	9-7-0	DNP
vs Baylor	11/18/2022	86-79	W	7-4-3	7-3-2	10-1-10	26-4-1	14-2-1	DNP	0-0-2	DNP	3-0-0	17-3-1	2-2-0
vs Illinois	11/20/2022	70-61	W	12-3-3	12-5-1	17-4-3	9-5-0	8-10-2	DNP	3-0-0	DNP	0-1-0	7-6-1	2-2-0
UMES	11/25/2022	72-45	W	5-2-8	26-3-0	9-5-2	5-4-3	2-7-2	1-4-1	6-3-0	3-0-1	0-0-0	13-3-1	2-2-0
at Michigan	11/29/2022	70-68	W	16-2-4	12-11-2	18-4-5	2-4-0	10-0-1	DNP	0-0-0	DNP	0-1-0	12-1-0	0-0-0
Florida St.	12/03/2022	62-57	W	18-3-3	10-7-0	7-4-5	9-2-0	7-4-1	DNP	4-5-0	DNP	4-5-0	3-6-0	0-2-0
James Madison	12/06/2022	55-50	W	18-2-7	14-8-0	2-0-1	8-3-2	3-5-1	0-0-1	4-2-1	DNP	4-5-0	2-5-1	DNP
Houston	12/17/2022	61-69	L	9-2-8	13-6-0	4-3-5	10-6-0	0-0-1	DNP	9-2-0	DNP	0-1-0	16-3-1	DNP
at Miami (FL)	12/20/2022	64-66	L	13-4-3	8-2-0	10-9-9	0-2-0	20-4-2	2-1-0	5-5-3	DNP	0-2-0	2-1-0	4-2-0
UAlbany	12/28/2022	66-46	W	8-4-10	16-7-0	DNP	20-2-0	3-2-1	2-3-0	5-3-2	0-0-1	2-3-0	8-6-1	2-2-0
at Georgia Tech	12/31/2022	74-56	W	15-2-8	14-2-1	8-4-4	11-3-4	3-6-0	0-0-0	9-4-2	1-0-0	2-3-1	11-4-1	0-0-0
at Pittsburgh	01/03/2023	65-68	L	17-4-8	4-3-1	12-6-3	14-4-3	2-1-0	DNP	6-0-0	DNP	0-2-0	10-4-2	DNP
Syracuse	01/07/2023	73-66	W	5-2-11	10-3-0	13-1-7	16-6-3	6-4-1	DNP	12-3-0	DNP	DNP	11-7-0	0-2-0
North Carolina	01/10/2023	65-58	W	7-2-2	3-1-0	13-2-5	12-9-2	17-8-1	DNP	11-1-1	DNP	0-2-0	2-2-0	0-3-0
at Florida St.	01/14/2023	67-58	W	9-5-6	3-3-0	8-3-4	20-7-0	15-7-3	DNP	3-0-1	DNP	9-4-0	0-1-0	DNP
Virginia Tech	01/18/2023	78-68	W	20-2-5	12-4-1	11-3-7	15-5-1	10-7-3	DNP	7-1-1	DNP	3-3-1	0-1-0	DNP

Opponent	Date	Score	W	24 HOW,TRISTA
N.C. Central	11/07/2022	73-61	W	DNP
Monmouth	11/11/2022	89-42	W	3-3-0
vs Baylor	11/18/2022	86-79	W	DNP
vs Illinois	11/20/2022	70-61	W	DNP
UMES	11/25/2022	72-45	W	DNP
at Michigan	11/29/2022	70-68	W	DNP
Florida St.	12/03/2022	62-57	W	DNP
James Madison	12/06/2022	55-50	W	DNP
Houston	12/17/2022	61-69	L	DNP
at Miami (FL)	12/20/2022	64-66	L	DNP
UAlbany	12/28/2022	66-46	W	DNP
at Georgia Tech	12/31/2022	74-56	W	0-3-0
at Pittsburgh	01/03/2023	65-68	L	DNP
Syracuse	01/07/2023	73-66	W	DNP
North Carolina	01/10/2023	65-58	W	DNP
at Florida St.	01/14/2023	67-58	W	DNP
Virginia Tech	01/18/2023	78-68	W	DNP



**2022-23 Virginia Men's Basketball
Team Game-by-Game
All games**

Opponent	Date	Score	W	Total		3-Pointers		Free throws		Rebounds				PF	A	TO	BLK	STL	PTS	AVG
				FG-FGA	PCT	3FG-3FGA	PCT	FT-FTA	PCT	OFF	DEF	TOT	AVG							
N.C. Central	11/07/2022	73-61	W	20-47	.426	11-25	.440	22-30	.733	10	27	37	37.0	12	16	8	4	4	73	73.0
Monmouth	11/11/2022	89-42	W	30-54	.556	13-25	.520	16-25	.640	11	24	35	36.0	20	23	6	8	9	89	81.0
vs Baylor	11/18/2022	86-79	W	25-45	.556	9-14	.643	27-35	.771	8	19	27	33.0	15	20	14	3	8	86	82.7
vs Illinois	11/20/2022	70-61	W	20-48	.417	5-17	.294	25-32	.781	9	28	37	34.0	14	10	12	2	8	70	79.5
UMES	11/25/2022	72-45	W	27-51	.529	5-15	.333	13-18	.722	7	26	33	33.8	11	18	10	5	10	72	78.0
at Michigan	11/29/2022	70-68	W	27-53	.509	4-8	.500	12-19	.632	6	19	25	32.3	15	12	7	0	7	70	76.7
Florida St.	12/03/2022	62-57	W	18-51	.353	5-19	.263	21-26	.808	12	26	38	33.1	17	9	12	10	4	62	74.6
James Madison	12/06/2022	55-50	W	19-45	.422	5-21	.238	12-24	.500	3	30	33	33.1	14	14	9	10	6	55	72.1
Houston	12/17/2022	61-69	L	20-48	.417	6-22	.273	15-17	.882	6	20	26	32.3	13	15	10	3	2	61	70.9
at Miami (FL)	12/20/2022	64-66	L	22-60	.367	6-23	.261	14-19	.737	11	26	37	32.8	17	17	10	3	6	64	70.2
UAlbany	12/28/2022	66-46	W	25-52	.481	5-18	.278	11-20	.550	8	30	38	33.3	9	15	8	7	4	66	69.8
at Georgia Tech	12/31/2022	74-56	W	27-57	.474	10-22	.455	10-16	.625	11	20	31	33.1	14	21	11	3	14	74	70.2
at Pittsburgh	01/03/2023	65-68	L	26-55	.473	9-21	.429	4-4	1.000	6	22	28	32.7	18	17	11	1	7	65	69.8
Syracuse	01/07/2023	73-66	W	23-53	.434	12-26	.462	15-22	.682	7	23	30	32.5	17	22	10	6	11	73	70.0
North Carolina	01/10/2023	65-58	W	24-52	.462	6-19	.316	11-19	.579	6	26	32	32.5	12	11	8	8	9	65	69.7
at Florida St.	01/14/2023	67-58	W	27-60	.450	11-22	.500	2-3	.667	8	24	32	32.4	13	14	6	3	4	67	69.5
Virginia Tech	01/18/2023	78-68	W	29-57	.509	8-23	.348	12-13	.923	7	23	30	32.3	9	19	5	5	7	78	70.0
Total		1190		409-888	.461	130-340	.382	242-342	.708	136	413	549	32.3	240	273	157	81	120	1190	70.0
Opponents		1018		369-904	.408	123-352	.349	157-213	.737	149	393	542	31.9	299	192	213	62	82	1018	59.9

Virginia Averages

Games Played	Points/game	FG Pct	3FG Pct	FT Pct	Rebounds/game	Assists/game	Turnovers/game	Assist/Turnover ratio	Steals/game	Blocks/game
17	70.0	46.1	38.2	70.8	32.3	16.1	9.2	1.7	7.1	4.8



**2022-23 Virginia Men's Basketball
Opponents Game-by-Game
All games**

Opponent	Date	Score	W	Total		3-Pointers		Free throws		Rebounds											
				FG-FGA	PCT	3FG-3FGA	PCT	FT-FTA	PCT	OFF	DEF	TOT	AVG	PF	A	TO	BLK	STL	PTS	AVG	
N.C. Central	11/07/2022	73-61	W	22-53	.415	8-19	.421	9-14	.643	8	19	27	27.0	25	8	8	4	6	61	61.0	
Monmouth	11/11/2022	89-42	W	16-41	.390	3-11	.273	7-15	.467	6	15	21	24.0	21	5	21	0	3	42	51.5	
vs Baylor	11/18/2022	86-79	W	28-58	.483	11-26	.423	12-14	.857	12	17	29	25.7	24	15	13	2	7	79	60.7	
vs Illinois	11/20/2022	70-61	W	24-59	.407	9-26	.346	4-9	.444	11	23	34	27.8	22	11	13	4	5	61	60.8	
UMES	11/25/2022	72-45	W	19-55	.345	3-18	.167	4-5	.800	8	21	29	28.0	16	7	15	2	5	45	57.6	
at Michigan	11/29/2022	70-68	W	26-49	.531	8-19	.421	8-10	.800	5	24	29	28.2	16	10	12	9	3	68	59.3	
Florida St.	12/03/2022	62-57	W	21-64	.328	6-18	.333	9-9	1.000	16	24	40	29.9	19	12	13	4	4	57	59.0	
James Madison	12/06/2022	55-50	W	15-55	.273	7-23	.304	13-18	.722	13	28	41	31.3	21	5	12	1	8	50	57.9	
Houston	12/17/2022	61-69	L	25-51	.490	8-21	.381	11-13	.846	7	23	30	31.1	17	17	8	3	4	69	59.1	
at Miami (FL)	12/20/2022	64-66	L	21-53	.396	7-22	.318	17-22	.773	9	28	37	31.7	17	11	11	7	5	66	59.8	
UAlbany	12/28/2022	66-46	W	16-52	.308	6-27	.222	8-11	.727	6	24	30	31.5	16	9	10	3	3	46	58.5	
at Georgia Tech	12/31/2022	74-56	W	20-45	.444	7-16	.438	9-13	.692	8	22	30	31.4	16	11	23	1	6	56	58.3	
at Pittsburgh	01/03/2023	65-68	L	23-54	.426	7-22	.318	15-17	.882	9	23	32	31.5	9	16	8	3	5	68	59.1	
Syracuse	01/07/2023	73-66	W	24-54	.444	8-14	.571	10-15	.667	9	28	37	31.9	20	15	16	7	9	66	59.6	
North Carolina	01/10/2023	65-58	W	21-53	.396	8-24	.333	8-12	.667	8	28	36	32.1	19	9	13	2	5	58	59.5	
at Florida St.	01/14/2023	67-58	W	21-53	.396	5-19	.263	11-14	.786	9	24	33	32.2	8	12	9	6	1	58	59.4	
Virginia Tech	01/18/2023	78-68	W	27-55	.491	12-27	.444	2-2	1.000	5	22	27	31.9	13	19	8	4	3	68	59.9	
Total		1018		369-904	.408	123-352	.349	157-213	.737	149	393	542	31.9	299	192	213	62	82	1018	59.9	
Virginia		1190		409-888	.461	130-340	.382	242-342	.708	136	413	549	32.3	240	273	157	81	120	1190	70.0	

Opponents Averages

Games Played	Points/game	FG Pct	3FG Pct	FT Pct	Rebounds/game	Assists/game	Turnovers/game	Assist/Turnover ratio	Steals/game	Blocks/game
17	59.9	40.8	34.9	73.7	31.9	11.3	12.5	0.9	4.8	3.6