



VIRGINIATM

VIRGINIA ATHLETICS MEDIA RELATIONS
 295 Massie Road, Room 154
 Charlottesville, VA 22904
Men's Basketball Contact: Erich Bacher
O: (434) 982-5530 **C:** (720) 318-5538
E-mail: bacher@virginia.edu
Web: VirginiaSports.com
Twitter: @UVMensHoops, @ErichJBacher

24 NCAA TOURNAMENT APPEARANCES · 2019 NCAA CHAMPIONS · 3 NCAA FINAL FOURS · 11 ALL-AMERICANS · 27 ALL-ACC FIRST TEAM SELECTIONS

GAME INFORMATION

Date/Time: Tuesday, Jan. 3, 2023 / 9 p.m. ET
Site: Pittsburgh, Pa./ Petersen Events Center (8,600)
TV: ACC Network
Online: WatchESPN.com
 Jay Alter & Debbie Antonelli
Radio: Virginia Sports Radio Network
Online: VirginiaSports.com
 John Freeman & Jimmy Miller
Satellite Radio: SiriusXM (81), SXM App (81)
Live Stats: VirginiaSports.com
Twitter: @UVMensHoops
Virginia vs. Pitt: 19-4
Charlottesville: 8-1 (5-0 John Paul Jones Arena)
Pittsburgh: 8-3 (5-1 Petersen Events Center)
Neutral: 3-0
First Meeting: Dec. 27, 1957 (L, 72-49)
Last Meeting: Jan. 19, 2022 (W, 66-61)
Winning Streak: Virginia, 8 games

2022-23 SCHEDULE/RESULTS - 10-2, 2-1 ACC

Date	Opponent	TV	Time/Result
Nov. 7	[18] NCCU	RSN	W, 73-61
Nov. 11	[18] Monmouth	RSN	W, 89-42
Nov. 14	[18] Northern Iowa	ACCN	Canceled
Nov. 18	[16] vs. Baylor (5) #	ESPN2	W, 86-79
Nov. 20	[16] vs. Illinois (19) #	ESPN	W, 70-61
Nov. 25	[5] UMES	ACCN	W, 72-45
Nov. 29	[3] at Michigan (RV) %	ESPN	W, 70-68
Dec. 3	[3] Florida State *	ESPN2	W, 62-57
Dec. 6	[3] JMU	ACCN	W, 55-50
Dec. 17	[2] Houston (5)	ESPN2	L, 69-61
Dec. 20	[6] at Miami (22)*	ACCN	L, 66-64
Dec. 28	[13] UAlbany	ACCN	W, 66-46
Dec. 31	[13] at Georgia Tech *	ACCN	W, 74-56
Jan. 3	[11] at Pittsburgh *	ACCN	9 p.m.
Jan. 7	[11] Syracuse *	ACCN	5 p.m.
Jan. 10	North Carolina *	ESPN/2	9 p.m.
Jan. 14	at Florida State *	ESPN/2	4 p.m.
Jan. 18	Virginia Tech *	ESPN/2/U	7 p.m.
Jan. 21	at Wake Forest *	ESPN2/U	2 p.m.
Jan. 28	Boston College *	RSN	Noon
Jan. 30	at Syracuse *	ESPN	7 p.m.
Feb. 4	at Virginia Tech *	ESPN/2/U	Noon
Feb. 7	NC State *	ACCN	9 p.m.
Feb. 11	Duke *	ESPN/2	4 p.m.
Feb. 15	at Louisville *	ESPN/2/U	7 p.m.
Feb. 18	Notre Dame *	ESPN/2/U	Noon
Feb. 22	at Boston College *	RSN	7 p.m.
Feb. 25	at North Carolina *	ESPN	6/8 p.m.
Feb. 28	Clemson *	ACCN	7 p.m.
Mar. 4	Louisville *	ESPN/2	12/2/4 p.m.

Mar. 7-11 ACC Tournament, Greensboro, N.C.

Home games in Bold

All times Eastern
 # - Continental Tire Main Event, Las Vegas, Nev.
 % - ACC/B1G Challenge
 * - ACC Game

PRONUNCIATION GUIDE

Kiheï Clark Key-HEY
 Francisco Caffaro CAF-uh-row
 Armaan Franklin Ar-MAHN
 Isaac Traudt Trout



[11] VIRGINIA CAVALIERS (10-2, 2-1 ACC)

Head Coach: Tony Bennett (Green Bay, 1992)
 UVA: 326-119 (14th season), Career: 395-152 (17th season)

AT



PITT PANTHERS (10-4, 3-0 ACC)

Head Coach: Jeff Capel (Duke, 1997)
 Record at Pitt: 61-73 (5th season), Career: 223-183 (14th season)

FOR OPENERS

- Virginia (10-2, 2-1 ACC) has an eight-game winning streak vs. Pittsburgh.
- UVA is 4-1 away from home, including a 2-1 true road record.
- Tony Bennett needs one win to become UVA's all-time winningest men's basketball coach.
- Jayden Gardner needs four rebounds to become the only active player in Division I with 2,000 points and 1,000 rebounds.
- UVA ranks fifth nationally in turnovers per game (9.6) and assist/turnover ratio (1.62), 11th in scoring defense (58.3 ppg), 19th in free throw attempts per game (23.4) and 22nd in free throws made per game (16.5).

ALL-TIME VS. PITTSBURGH

- Virginia is 19-4 all-time vs. Pitt in the series that dates to 1957-58.
- UVA has won eight straight contests vs. the Panthers, including a two-game sweep in 2021-22.
- Virginia has won 15 of the last 16 games against Pitt, including an 8-3 record in Pittsburgh.
- UVA is 12-1 against Pitt since 2013-14 when the Panthers joined the ACC.
- The Cavaliers have a three-game winning streak against the Panthers at Petersen Events Center.
- Tony Bennett is 12-2 all-time vs. Pitt.

LAST TIME VS. THE PANTHERS

- Reece Beekman scored a team-high 19 points and added eight assists to lead Virginia to a 66-61 victory at Pitt on Jan. 19, 2022.
- Virginia utilized a 10-0 run in the first half and scored nine unanswered in the second half.
- Kadin Shedrick and Francisco Caffaro fouled out down the stretch, but Virginia led for the final 16:52.
- Virginia's victory marked the eighth consecutive win over the Panthers as the Cavaliers also swept the season series.
- Jayden Gardner scored 14 points and Kadin Shedrick matched a career best with 12 points on 6 of 6 shooting.
- Both teams shot 50 percent and the Hoos outscored the Panthers 36-30 in the paint.
- John Hugley led Pitt with a game-high 23 points.

ABOUT THE 2022-23 SCHEDULE

- Four of Virginia's opponents are ranked in the latest AP Top-25 poll (Houston, Miami, Duke and Baylor), while Illinois and Virginia Tech received votes.
- UVA is 2-2 vs. ranked foes (wins vs. Baylor and Illinois).

VIRGINIA RANKED NO. 11 IN LATEST AP POLL

- UVA is ranked No. 11 in the latest AP national poll and has been ranked in the top-20 in all nine polls.
- UVA's No. 2 ranking was UVA's highest since spending the last four weeks at No. 2 in 2018-19.
- UVA returned to the top-5 for the first time on Nov. 21 since a No. 4-preseason ranking in 2020-21.
- Prior to this season, the Cavaliers' last top-5 ranking during the regular season was on Dec. 2, 2019.
- The Cavaliers were ranked No. 18 in the AP Preseason poll.
- UVA was ranked in the preseason AP top-25 for the fifth straight year and ninth in the last 10 seasons.

LAST TIME OUT

- Then-No. 13 Virginia (10-2) closed 2022 with a 74-56 win at Georgia Tech on Dec. 31.
- UVA used a 25-0 run spanning halftime and held the Yellow Jackets scoreless for 8:36 during the run to gain the win.
- Kihei Clark led the Cavaliers with 15 points and eight assists, and Jayden Gardner (14), Kadin Shedrick (11) and Armaan Franklin also reached double figures.
- UVA drilled 10 of 22 3-pointers and posted a season-high 14 steals, most since 16 vs. NC State in 2008.
- The Cavaliers scored 30 points off 23 Georgia Tech turnovers.

HOW ARE THESE CAVALIERS?

- UVA returns all five starters from last season's team, which finished 21-14, 12-8 in the ACC (sixth) and advanced to the NIT quarterfinals.
- We play defense, take quality shots, pass the basketball, limit turnovers and transition points, rebound and play more defense.
- The Cavaliers return 91.4 percent of its scoring from last season, most among all NCAA Division I teams (Portland 91.1%, Dayton 89.4% and Penn 88.5%).
- Returning starters Kihei Clark (11.5 ppg, 5.8 apg), Reece Beekman (9.3 ppg, 3.5 rpg, 5 apg, 1.4 spg), Jayden Gardner (12 ppg, 5.7 rpg), Kadin Shedrick (9.2 ppg, 4.3 rpg, 1.8 spg) and Armaan Franklin (10.8 ppg, 39.7% 3FG) have started 11 of 12 games. Clark, Gardner, Franklin, Ben Vander Plas (7.3 ppg, 3.9 rpg) and Isaac McKneely (5.3 ppg, 34.8% 3FG) started vs. UAlbany. Beekman missed his first career game vs. UAlbany due to injury.
- Ryan Dunn (2.5 ppg, 2.5 rpg), Francisco Caffaro (2.4 ppg, 1.8 rpg) and Taine Murray (1.7 ppg) provide depth off the bench.
- Isaac Traudt and Leon Bond III are redshirting this season.

VIRGINIA'S STARTING LINEUP AT GEORGIA TECH (12/31/22)

Pos.	No.	Player (Hometown)	Yr.	Ht.	Wt.	PPG	RPG	NOTES
G	0	Kiheï Clark (Woodland Hills, Calif.)	Gr.	5-10	167	11.5	5.8(a)	1st all-time at UVA in games & minutes & second is assists
G	2	Reece Beekman (Baton Rouge, La.)	Jr.	6-3	190	9.3	5.0(a)	2nd double-double vs. Baylor (10p, 10a); 10-9-9 at Miami
G	4	Armaan Franklin (Indianapolis, Ind.)	Sr.	6-4	200	10.8	3.5	9th 20-pt effort vs. UAlbany; 39.7 3FG%; 26 PTS vs. Baylor
F	1	Jayden Gardner (Wake Forest, N.C.)	Gr.	6-6	233	12.0	5.7	3-time All-conference player; 41 20-point games (8 at UVA)
F	21	Kadin Shedrick (Holly Springs, N.C.)	R-Jr.	6-11	231	9.2	4.3	68.6 FG% & 82.5 FT%; 2+ BLK in 26 games

OFF THE BENCH

F	5	Ben Vander Plas (Ripon, Wis.)	Gr.	6-8	236	7.3	3.9	Ohio transfer has 1,659 career points, 805 rebounds & 222 3's
G	11	Isaac McKneely (Poca, W.Va.)	Fr.	6-4	179	5.3	2.3	15 PTS vs. Monmouth; 9 PTS vs. UH & GT; 34.8% 3FG
C	22	Francisco Caffaro (Sante Fe, Argentina)	R-Sr.	7-1	254	2.4	1.8	10 PTS & 4 REB vs. NCCU; 4 PTS & 2 REB at Miami
G	13	Ryan Dunn (Freeport, N.Y.)	Fr.	6-8	208	2.5	2.5	13 PTS, 6 REB, 3 BLK, 2 AST, 2 STL vs. Monmouth; 12.4 ppg
G	10	Taine Murray (Auckland, N.Z.)	So.	6-5	205	1.7	1.3	7 PTS vs. Monmouth; 2 PTS in 9 minutes at Miami

VIRGINIA HEAD COACH TONY BENNETT

- Dean and Markel Families Head Men's Basketball Coach Tony Bennett has a 326-119 (.733) mark in 14 seasons at UVA and 395-152 (.722) career mark in 17 seasons as a head coach.
- Bennett needs one win to pass Terry Holland (326-173, 16 seasons) as the all-time winningest coach at UVA.
- Bennett needs five wins to reach 400 career wins.
- Bennett has guided the Cavaliers to five ACC regular-season titles (2014, 2015, 2018, 2019 and 2021), two ACC Tournament titles (2014 and 2018) and one NCAA national championship (2019).
- The three-time National (2007, 2015 and 2018) and four-time ACC Coach of the Year (2014, 2015, 2018 and 2019) guided UVA to its 10th consecutive postseason berth in 2021-22.
- In 2018-19, Bennett led the Cavaliers to their first NCAA national championship, a share of their ninth ACC regular-season title and a school-record 35 wins.
- Bennett is the third coach in ACC men's basketball history to lead his program to 11-straight winning conference seasons, joining North Carolina's Dean Smith (33) and Duke's Mike Krzyzewski (13).
- He has led UVA to outright ACC regular-season and tournament championships in the same season two times (2014 and 2018).
- Bennett is the fifth coach in ACC history to win at least three outright ACC regular-season titles (Frank McGuire, Dean Smith, Mike Krzyzewski and Roy Williams).
- UVA is 163-71 (.697) in ACC play (91-25 at home & 72-46 away), 184-38 (.829) at home and 162-47 (.775) in non-conference action (91-10 at JPJ) under Bennett.
- Bennett ranks fifth all-time in winning percentage (.697) among ACC head coaches with 100 or more ACC wins.

HOT AND COLD

- UVA is averaging 70.2 points per game, most since averaging 71.4 points in 2018-19.
- UVA scored 70 or more points in its first six games (7 overall) for the first time since 2003-04 (eight games).
- UVA has scored 66 or fewer points in the five of its past six games.
- UVA shot 45.2 percent (47 of 104) from distance in its first six games.
- UVA scored at least 70 points in six straight games for the first time since December of 2014.
- UVA is shooting 45.8 percent from the field, including 36.7 percent from 3-point range and 70.5 percent free throws.
- UVA shot 44.9 percent from the field, including 32.3 percent from 3-point range, last season.

GRUMPY OLD MEN

- UVA's roster includes sixth-year Ben Vander Plas, fifth-years Francisco Caffaro, Kihei Clark and Jayden Gardner, fourth-years Chase Coleman, Armaan Franklin and Kadin Shedrick, and third-year Reece Beekman.
- The average age of the Cavaliers is 20.8 years old.
- Gardner ranks first among active Division I players in career free throw attempts (749), second in free throws made (555), fourth in field goals made (788) and points (2,143), seventh in rebounds (996), eighth double-doubles (37) and 10th in field goals attempted (1,562).
- Clark ranks ninth among active DI players in assists (608), 13th in assist/turnover ratio (2.05) and 18th in games (140).
- Gardner (2,143 points), Vander Plas (1,659 points) and Clark (1,220 points) have played in a combined 402 career games.

TEAM AND PLAYER NOTES

- Kihei Clark became UVA's all-time leader in minutes (4,635) and games (140) this season, and needs 13 starts and 76 assists to become the all-time leader at UVA in those categories.
- Clark (4,635 minutes) needs 36 minutes to pass Duke's Tommy Amaker (4,666 from 1984-87) for eighth on the ACC's Career Minutes Played list.
- Clark (1,220 points) needs 12 points to pass Roger Mason (1,231 from 2000-02) for 33rd and 21 to pass Billy Langloh (1,240 from 1974-77) for 32nd on UVA's all-time scoring list.
- Clark (608 assists) needs 76 assists to pass John Crotty (683 from 1988-91) for first on UVA's all-time assists list.
- Shooting guard Armaan Franklin (26, 21 & 20) leads Virginia with three 20 point games, while Jayden Gardner (26), and Ben Vander Plas (20) have also registered 20-point efforts.
- Vander Plas had season highs in points (20), 3-pointers (4) and 3-point attempts (9) at Miami (12/20).
- Vander Plas grabbed his 800th career rebound at Georgia Tech

NATIONAL DEFENSIVE POINTS PER GAME

RANKINGS UNDER TONY BENNETT

Year	School	Pts/Gm	Rank
2006-07	Washington State	59.5	17th
2007-08	Washington State	56.4	3rd
2008-09	Washington State	55.4	1st
2009-10	Virginia	63.6	54th
2010-11	Virginia	62.4	36th
2011-12	Virginia	54.2	2nd
2012-13	Virginia	55.6	5th
2013-14	Virginia	55.7	1st
2014-15	Virginia	51.5	1st
2015-16	Virginia	60.1	2nd
2016-17	Virginia	56.4	1st
2017-18	Virginia	54.0	1st
2018-19	Virginia	56.1	1st
2019-20	Virginia	52.4	1st
2020-21	Virginia	60.5	6th
2021-22	Virginia	60.1	6th
2022-23	Virginia	58.3	11th

- and has 805 career boards.
- Gardner (12 points, 11 rebounds) registered his 37th career double-double vs. Michigan.
- Gardner needs four rebounds to reach 1,000 for his career.
- Isaac McKneely has made at least one 3-pointer in nine games. and is shooting 34.8 percent (16 of 46) from distance.

OUR DEFENSE NEVER RESTS

- UVA ranks 11th nationally in scoring defense at 58.3 ppg.
- The Cavaliers ranked eighth nationally in scoring defense in 2021-22 at 60.1 ppg.
- UVA has limited its opponents to 39.8 percent field goal shooting, including 33.7 percent from 3-point range.
- The Cavaliers have forced 10 shot clock violations and have averaged 28 shot clock violations since 2019.
- UVA has outrebounded six opponents (NCCU, Monmouth, Illinois, UMES, UAlbany & Georgia Tech).
- In 2021-22, the Cavaliers limited their opponents to 40.3 percent shooting and 33.6 percent from 3-point range.
- Bennett-coached teams have led the nation in scoring defense seven times and finished in the top-five nationally 11 times.

SUPER 70s AND AWESOME 80s

- Virginia is 151-11 when scoring at least 70 or more points under Tony Bennett.
- UVA is 7-0 when scoring 70 or more points in 2022-23.
- Virginia is 46-1 all-time under when scoring 80 or more points under Bennett with their lone loss a 93-81 setback at North Carolina in 2012-13.
- Bennett was 4-0 when scoring 80+ points at Washington State.
- UVA scored 100 points against Marshall (2018-19) for the first time under Tony Bennett and added 97 points against Coppin State (2018-19).
- UVA is 4-0 all-time when scoring 90 or more under Bennett.

BENNETT/VANDER PLAS CONNECTION

- Ohio transfer Bennett (Ben) Vander Plas was named after Tony Bennett's father, Dick Bennett.
- Vander Plas' father Dean Vander Plas was a collegiate teammate of Tony Bennett for three seasons under Dick Bennett at UW-Green Bay from 1989-91.
- Vander Plas registered 17 points in Ohio's 62-58 win over Virginia in the first round of the 2021 NCAA Tournament.

THERE'S NO PLACE LIKE HOME

- Virginia is 222-54 (.804), including a 6-1 mark in 2022-23, in 17 seasons at John Paul Jones Arena.
- UVA was 10-1 at JPJ in 2020-21 and is 184-38 (.829), including a 149-23 (.866) mark the past 11 seasons.
- UVA is an ACC-leading 79-13 (.859) in league home games over the past 11 seasons. Duke is second at 79-14 (.850).
- UVA has won 10 or more home games for 13 straight years.

WATCH ME NOW

- Kihei Clark was named to Bob Cousy Award Top 20 Watch List for the fourth consecutive season.
- Jayden Gardner was named to Karl Malone Award Top 20 Watch List for the second consecutive season.
- Gardner was named to the Wooden Award Preseason Top-50 Watch List.



TONY BENNETT

EDUCATION
College: Green Bay, 1992

COACHING EXPERIENCE

- 1999-00 Wisconsin (staff volunteer)
- 2000-01 Wisconsin (assistant coach)
- 2003-04 Washington State (assistant coach)
- 2004-06 Washington State (associate head coach)
- 2006-09 Washington State (head coach)
- 2009- Virginia (head coach)

THE BENNETT RECORD

Year	School	Record (Conf)	Postseason
2006-07	Washington St.	26-8 (13-5)	NCAA 2nd Round
2007-08	Washington St.	26-9 (11-7)	NCAA Sweet 16
2008-09	Washington St.	17-16 (8-10)	NIT 1st Round
2009-10	Virginia	15-16 (5-11)	
2010-11	Virginia	16-15 (7-9)	
2011-12	Virginia	22-10 (9-7)	NCAA 2nd Round
2012-13	Virginia	23-12 (11-7)	NIT Quarterfinals
2013-14	Virginia	30-7 (16-2)	NCAA Sweet 16
2014-15	Virginia	30-4 (16-2)	NCAA Third Round
2015-16	Virginia	29-8 (13-5)	NCAA Elite Eight
2016-17	Virginia	23-11 (11-7)	NCAA 2nd Round
2017-18	Virginia	31-3 (17-1)	NCAA 1st Round
2018-19	Virginia	35-3 (16-2)	NCAA Champions
2019-20	Virginia	23-7 (15-5)	N/A
2020-21	Virginia	18-7 (13-4)	NCAA First Round
2021-22	Virginia	21-14 (12-8)	NIT Quarterfinals
2022-23	Virginia	10-2 (2-1)	
Total	17 seasons	395-152	
Virginia	14 seasons	326-119	

BENNETT VS. 2022-23 OPPONENTS

Opponent	Career	Virginia
UAlbany	1-0	1-0
Baylor	2-1	1-0
Boston College	10-4	10-4
UCLA	1-6	0-0
Clemson	14-4	14-4
Duke	5-13	5-13
Florida State	10-11	10-11
Georgia Tech	17-2	17-2
Houston	0-2	0-2
Illinois	1-0	1-0
JMU	4-1	4-1
Louisville	15-2	15-2
Maryland Eastern Shore	2-0	2-0
Miami	12-6	12-6
Michigan	2-0	2-0
Monmouth	2-0	2-0
North Carolina	12-10	12-9
NCCU	1-0	1-0
NC State	14-4	14-4
Northern Iowa	1-0	1-0
Notre Dame	12-2	11-2
Pitt	12-2	12-1
Syracuse	10-3	10-3
Virginia Tech	17-8	17-8
Wake Forest	10-5	10-5

VIRGINIA IN THE POLLS

Date	AP	Coaches
Preseason	18	18
Nov. 14	16	14
Nov. 21	5	6
Nov. 28	3	3
Dec. 5	3	3
Dec. 12	2	2
Dec. 19	6	6
Dec. 26	13	12
Jan. 2	11	

MEET THE ROOKIES

· The Cavaliers welcome freshmen Isaac McKneely (Mr. Basketball West Virginia), Isaac Traudt (Mr. Basketball Nebraska), Ryan Dunn (brother of MLB pitcher Justin Dunn) and Leon Bond III.

LAND OF CHEESE

· In addition to head coach Tony Bennett (Green Bay) and Director of Scouting Brad Soderberg (Stevens Point), UVA's roster includes Wisconsin natives Reece Beekman (Milwaukee), Leon Bond III (Wauwatosa) and Ben Vander Plas (Ripon).

CAVALIERS INK BUCHANAN AND GERTRUDE TO NLI's

· UVA signed Blake Buchanan (Coeur d'Alene, Idaho/Lake City), and Elijah Gertrude (Jersey City, N.J./Hudson Catholic Regional) to National Letters of Intent on Nov. 9.
 · Buchanan is a 6-10, 215-pound skilled forward who averaged 13 points and eight rebounds during his junior season at Lake City High School.
 · Buchanan is ranked No. 74 in the On3 rankings.
 · Gertrude is a 6-4, 180-pound athletic guard, who averaged 14.3 points as a junior for Hudson Catholic Regional H.S.
 · Gertrude is ranked No. 70 in the On3 rankings.

HOLDING FOES UNDER 50

· UVA is 109-2, including a 3-0 mark in 2022-23, when limiting foes to fewer than 50 points during the Tony Bennett era.
 · Bennett-coached teams are 134-3 when holding opponents to fewer than 50 points (25-1 in three years at Washington State).
 · UVA is 27-0 when limiting opponents to fewer than 40 points under Bennett.

UVA VS. RANKED OPPONENTS

· UVA is 50-43 against ranked foes in the Tony Bennett era.
 · UVA is 2-2 vs. ranked opponents in 2022-23.
 · UVA's 11 ranked wins in 2018-19 marked a school record.
 · UVA is 163-337 vs. ranked opponents since 1953-54.
 · UVA is 1-31 all-time vs. No. 1-ranked opponents (86-73 win vs. No. 1 North Carolina on Jan. 30, 1986).

REECE IN RARE COMPANY

· Last season, Reece Beekman became the first ACC player since Grant Hill (1993-94) to register at least 175 assists, 50 steals and 25 blocks in a season.
 · Beekman joined UNC's Ty Lawson (2008-09), NC State's Chris Corchiani (1988-89) and Sidney Lowe (1980-81 & 1982-83), and Wake Forest's Muggsy Bogues (1984-85) to lead the ACC in assists (5.2 apg), steals (2.1 spg) and assist-to-turnover ratio (3.62).

GARDNER EARNS PRESEASON ALL-ACC HONORS

· Jayden Gardner was named to the preseason All-ACC second team for the second consecutive season.
 · Gardner landed on the All-ACC third team in 2021-22 after ranking seventh in the ACC in field goal percentage (50.1%) and free throw percentage (79.3%), 12th in scoring (15.3 ppg) and 17th in rebounding (6.4 rpg).

VIRGINIA PICKED THIRD IN THE ACC

· UVA was selected third in the 2022-23 ACC Preseason Poll.
 · North Carolina is the preseason favorite, followed by Duke, Virginia, Miami and Florida State in the top five.
 · ACC preseason voters selected Notre Dame sixth, followed by Virginia Tech, Syracuse, Wake Forest and NC State. Clemson was picked 11th, while Louisville, Boston College, Pittsburgh and Georgia Tech rounded out the voting.
 · UVA was selected fourth in the 2021-22 preseason rankings and finished sixth in the standings.
 · The Cavaliers have finished at or higher than their predicted finish in 12 of the last 14 seasons.

2021-22 SEASON HIGHLIGHTS

· Virginia finished the 2021-22 season with a 21-14 record and finished sixth in the ACC at 12-8.
 · The Cavaliers earned their 14th NIT berth and 10th consecutive postseason berth.
 · UVA won 21 or more games for the 10th time under head coach Tony Bennett.
 · UVA won 12 or more ACC games for the fourth straight year.
 · UVA advanced to the ACC Tournament quarterfinals.
 · UVA finished with .500 or better road record (7-6) for the sixth straight year.

· UVA captured the Roman Legends Classic in Newark, N.J., defeating Georgia (65-55) and Providence (58-40).
 · UVA posted three quad one wins (Providence, Duke & Miami).
 · UVA added four quad two wins (@Syracuse, @Clemson, Virginia Tech and Miami).

CAVALIERS IN THE NBA

· Malcolm Brogdon (Indiana), Mamadi Diakite (Cleveland), Joe Harris (Brooklyn), Anthony Gill (Washington), Sam Hauser (Boston), De'Andre Hunter (Atlanta), Ty Jerome (Golden State), Braxton Key (Detroit) and Trey Murphy III (New Orleans) are former Cavaliers who are currently playing in the NBA.
 · Diakite, Jerome and Key are on two-way contracts.
 · In addition, Indiana head coach Rick Carlisle is a Virginia alum who led Dallas to an NBA title and helped the Cavaliers to an NCAA Final Four in 1984.

ON THE HORIZON

· No. 11 Virginia hosts Syracuse in ACC action on Saturday, Jan. 7. Tipoff at John Paul Jones Arena is set for 5 p.m. on ACC Network.

RECORDS WATCH

No.	Name	Career Assists
1.	John Crotty (1988-91)	683
2.	Kihei Clark (2019-)	608

No.	Name	Career Games
1.	Kihei Clark (2019-)	140

No.	Name	Career Starts
1.	London Perrantes (2014-17)	132
2.	Joe Harris (2013-14)	128
	Ralph Sampson (1980-83)	128
	Bryant Stith (1989-92)	128
5.	Ted Jeffries (1990-93)	127
6.	Junior Burrough (1992-95)	125
7.	Sean Singletary (2005-08)	123
8.	Jeff Lamp (1978-81)	122
9.	Kihei Clark (2019-)	120

No.	Name	Career Minutes
1.	Kihei Clark (2019-)	4,635

No.	Name	Career Points
30.	Marc Iavaroni (1975-78)	1,244
31.	Tom Sheehy (1984-87)	1,241
32.	Billy Langloh (1974-77)	1,240
33.	Roger Mason, Jr. (2000-02)	1,231
34.	London Perrantes (2014-17)	1,225
35.	Anthony Gill (2014-16)	1,222
36.	Kihei Clark (2019-)	1,220
	Kenny Turner (1988-91)	1,220

No.	Name	Career Wins at UVA
1.	Tony Bennett (2009-)	326
	Terry Holland (1974-90)	326

UVA'S RECORD UNDER TONY BENNETT WHEN..

	All	2022-23
Leading at the half	255-31	6-0
Trailing at the half	61-82	4-2
Tied at the half	10-5	0-0
Playing Overtime	11-10	0-0
Shooting 50% or better	126-11	4-0
Shooting between 40-49.9%	157-44	5-1
Shooting less than 40%	43-64	1-1
Opponents shoot 50% or better	25-32	1-0
Opponents shoot less than 50%	299-87	7-2
UVA outrebounds its opponent	229-37	6-0
Opponent outrebounds UVA	88-78	4-1
Teams are tied in rebounds	9-4	0-1
UVA has 10 or more steals	27-5	2-0
UVA shoots 70% FT or better	203-65	5-2
UVA shoots less than 70% FT	123-55	5-0
Scoring less than 50 points	10-19	0-0
Scoring 50-59 points	47-47	1-0
Scoring 60-69 points	118-41	2-2
Scoring 70-79 points	109-10	5-0
Scoring 80-89 points	38-1	2-0
Scoring more than 90 points	4-0	0-0
Allowing fewer than 50 points	109-2	3-0
Allowing fewer than 40 points	27-0	0-0
Playing in John Paul Jones Arena	184-38	6-1
Playing on the road	87-58	2-1
Playing on a neutral court	55-23	2-0
Game decided by 1-4 points	49-48	1-1
Game decided by 5-10 points	79-31	4-1
Game decided by 11+ points	198-40	5-0
Playing at night	224-82	7-1
Playing in the afternoon	102-37	3-1
Playing on Monday	32-15	1-0
Playing on Tuesday	53-13	2-1
Playing on Wednesday	55-16	1-0
Playing on Thursday	21-10	0-0
Playing on Friday	36-11	3-0
Playing on Saturday	91-44	2-1
Playing on Sunday	37-10	1-0
Playing in November	78-15	6-0
Playing in December	58-17	4-2
Playing in January	76-28	0-0
Playing in February	64-34	0-0
Playing in March	48-25	0-0
Playing in April	2-0	0-0

CAVALIERS IN THE PROS

- Justin Anderson** (2013-15), Fort Wayne (G League)
- Darion Atkins** (2012-15), Trento (Italian Serie A)
- Malcolm Brogdon** (2012-16), Boston (NBA)
- Mamadi Diakite** (2016-20), Cleveland (NBA/G League)
- Anthony Gill** (2014-16), Washington (NBA)
- Kyle Guy** (2017-19), Joventut (Liga ACB)
- Devon Hall** (2015-18), Milano (Italian Serie A)
- Joe Harris** (2011-14), Brooklyn (NBA)
- Sam Hauser** (2021), Boston (NBA)
- De'Andre Hunter** (2017-19), Atlanta (NBA)
- Ty Jerome** (2017-19), Golden State (NBA)
- Braxton Key** (2019-20), Motor City (G League), Detroit (NBA)
- Sylvan Landesberg** (2009-10), Shandong-Heroes (CBA)
- Jerome Meyinsse** (2007-10), Ironi Hai (Israel Winner)
- Laurynas Mikalauskas** (2006-08), Telsiai (Lithuanian NKL)
- Akil Mitchell** (2011-14), AEK Athens (Greek GBL)
- Trey Murphy III** (2021), New Orleans (NBA)
- London Perrantes** (2014-17), Hapoel Galil Gilboa (Israeli Winner)
- Jack Salt** (2016-19), Taylor (New Zealand NBL)
- Mike Scott** (2008-12), Sluc Nancy Basket Pro (French ProA)
- Kody Stattmann** (2019-22), Brisbane (Australian NBL)
- Mike Tobey** (2013-16), Barcelona (Liga ACB)
- Tomas Woldetensae** (2020-21), Varese (Italian Serie A2)

GAME 1 - NO. 18 VIRGINIA 73, NCCU 61



Official Basketball Box Score - Final
N.C. Central at Virginia
 11/07/22 John Paul Jones Arena, Charlottesville
 2022-23 Men's Basketball

Game Time: 9:00 PM
 Game Duration: 1:58
 Attendance: 13,328

Officials: Roger Ayers, Anthony Franklin, Scott Arbogast

N.C. Central - 61

Record: 0-1

NO. Name	Min	FG M-A	3P M-A	FT M-A	Rebounds OR DR TOT	Fouls PF FD	TP	AS	TO	ST	Blocks BS BA	+/-
2 Kris Monroe	F 23:52	0-7	0-4	0-0	2 2 4	0	0	2	0	0	0	-10
35 Brendan Medley-Bacon	C 25:48	2-5	0-0	2-3	1 5 6	3 2	6	1	0	0	1	0
5 Justin Wright	G 32:16	7-13	3-3	3-4	2 1 3	2 3	20	1	2	2	0	-5
11 Marque Maulsby	G 13:49	1-3	1-2	0-0	0 2 2	4 0	3	1	1	0	0	-2
21 Eric Boone	G 36:47	7-9	1-1	3-5	1 3 4	2 6	18	3	3	3	0	-7
52 Devin Butts	G 19:37	2-6	2-5	0-0	0 1 1	4 0	6	0	0	0	0	-9
44 Dan Oladapo	20:01	0-3	0-0	1-2	1 2 3	2 1	1	0	0	0	0	-7
0 Fred Cleveland Jr.	03:13	0-1	0-1	0-0	0 0 0	0 0	0	1	0	0	0	-5
10 Devin Gordon	18:25	2-5	1-3	0-0	1 0 1	2 0	5	0	0	1	3	-4
23 Cameron Butler	04:23	1-1	0-0	0-0	1 0 1	2 0	2	1	0	0	0	-1
1 Ja'Darius Harris	01:49	0-0	0-0	0-0	0 0 0	0 0	0	0	0	0	0	-4
Team					1 3 4	0	0	0	0	0	0	
Totals		22-53	8-19	9-14	8 19 27	25 12	61	8	8	6	4	4

Technical Fouls: NONE

Virginia - 73

Record: 1-0

NO. Name	Min	FG M-A	3P M-A	FT M-A	Rebounds OR DR TOT	Fouls PF FD	TP	AS	TO	ST	Blocks BS BA	+/-
1 Jayden Gardner	F 19:41	0-4	0-0	3-5	4 5 9	0 4	3	0	0	0	1	-1
21 Kadin Shedrick	F 27:15	3-6	0-1	4-4	2 5 7	3 4	10	2	2	2	1	8
0 Kheii Clark	G 34:08	3-9	2-6	1-4	0 2 2	1 4	9	5	2	0	0	11
2 Reece Beekman	G 26:05	3-7	2-3	2-2	0 3 3	3 2	10	5	4	1	0	9
4 Armaan Franklin	G 34:52	5-9	4-7	7-8	1 3 4	1 7	21	1	0	0	0	10
11 Isaac McKneely	22:42	1-4	1-4	0-0	0 1 1	1 0	3	0	1	0	1	0
5 Ben Vander Plas	22:52	2-5	2-4	1-2	0 4 4	1 1	7	2	0	1	1	4
22 Francisco Caffaro	10:12	3-3	0-0	4-5	1 3 4	2 3	10	1	0	0	0	7
10 Taine Murray	02:13	0-0	0-0	0-0	0 1 1	0 0	0	0	0	0	0	2
Team					2 0 2	0	0	1	0	0	0	
Totals		20-47	11-25	22-30	10 27 37	12 25	73	16	8	4	4	12

Technical Fouls: NONE

	NCC	UVA
Biggest lead	2 (1 st 19:04)	16 (1 st 7:08)
Best Scoring Run	12 (2 nd 14:21)	10 (2 nd 10:10)
Lead Changes	3	0
Times Tied	0	0
Time with Lead	01:56	37:08

Points from	NCC	UVA
Turnovers	10	6
Paint	20	18
Second Chance	6	10
Fast Breaks	9	10
Bench	14	20

Period by Period Scoring	1st	2nd	TOT
NCC	30	31	61
UVA	38	35	73

GAME 2 - NO. 18 VIRGINIA 89, MONMOUTH 42



Official Basketball Box Score - Final
Monmouth at Virginia
 11/11/22 John Paul Jones Arena, Charlottesville
 #18 Virginia vs Monmouth Men's Basketball

Game Time: 9:00 PM
 Game Duration: 1:54
 Attendance: 13,487

Officials: Ted Valentine, Jeffrey Clark, Justin Porterfield

Monmouth - 42

Record: 0-2

NO. Name	Min	FG M-A	3P M-A	FT M-A	Rebounds OR DR TOT	Fouls PF FD	TP	AS	TO	ST	Blocks BS BA	+/-
5 Myles Foster	F 17:33	5-7	0-0	0-1	2 2 4	4 3	10	0	3	0	0	-12
35 Klemen Vuga	F 25:51	1-3	0-0	0-0	0 3 3	0 1	2	0	3	1	0	-30
13 Jack Collins	G 18:00	2-5	1-4	0-0	1 0 1	3 1	5	1	2	0	0	-20
20 Tahrion Allen	G 26:25	2-7	0-1	1-5	1 3 4	2 4	5	5	1	2	0	-25
24 Myles Ruth	G 21:02	2-6	0-0	4-4	0 1 1	2 3	8	0	1	1	0	-21
14 Jack Holmstrom	24:26	1-4	1-2	0-0	1 1 2	1 1	3	0	0	0	0	-32
33 Amaan Sandhu	21:18	0-1	0-1	1-2	0 0 0	3 1	2	1	1	3	0	-0
3 Jakari Spence	18:58	0-1	0-1	1-2	1 1 2	4 2	1	2	0	0	0	-26
4 Andrew Ball	13:05	1-3	1-2	0-0	0 2 2	0 1	3	0	2	0	0	-24
1 Jayden Doyle	13:22	2-4	0-0	0-1	0 1 1	2 1 4	0	2	1	0	1	-8
Team					0 1 1	0	0	3	0	0	0	
Totals		16-41	3-11	7-15	6 15 21	21 20	42	5	21	3	0	-47

Technical Fouls: NONE

Virginia - 89

Record: 2-0

NO. Name	Min	FG M-A	3P M-A	FT M-A	Rebounds OR DR TOT	Fouls PF FD	TP	AS	TO	ST	Blocks BS BA	+/-
1 Jayden Gardner	F 15:46	3-7	0-0	3-4	3 2 5	4 2	9	1	0	0	0	7
21 Kadin Shedrick	F 20:54	2-4	0-0	5-6	2 5 7	2 6	9	0	1	3	1	0
0 Kheii Clark	G 20:26	3-4	2-3	0-0	1 0 1	1 2	8	7	0	2	0	32
2 Reece Beekman	G 21:27	2-7	1-4	2-2	1 1 2	2 1	7	6	1	2	2	0
4 Armaan Franklin	G 18:22	3-6	2-4	0-0	0 3 3	3 1	8	0	2	0	0	18
11 Isaac McKneely	27:36	5-8	4-6	1-3	0 2 2	0 1	15	1	0	0	0	35
5 Ben Vander Plas	19:11	3-4	2-3	2-3	0 3 3	1 3	10	3	0	0	1	36
13 Ryan Dunn	26:42	5-6	1-1	2-4	1 5 6	3 3	13	2	0	2	3	0
10 Taine Murray	16:04	3-6	1-3	0-0	0 0 0	2 0	7	1	0	0	1	15
12 Chase Coleman	08:30	0-1	0-1	0-0	0 0 0	1 1	0	2	1	0	0	8
24 Tristan How	05:02	1-1	0-0	1-2	1 2 3	1 1	3	0	0	0	0	3
Team					2 1 3	0	0	1	0	0	0	
Totals		30-54	13-25	16-25	11 24 35	20 21	89	23	6	9	8	47

Technical Fouls: NONE

	MON	UVA
Biggest lead	4 (1 st 18:47)	47 (2 nd 1:02)
Best Scoring Run	4 (1 st 18:47)	17 (2 nd 11:43)
Lead Changes	2	1
Times Tied	1	0
Time with Lead	06:13	32:33

Points from	MON	UVA
Turnovers	2	35
Paint	24	32
Second Chance	2	15
Fast Breaks	2	12
Bench	12	48

Period by Period Scoring	1st	2nd	TOT
MON	21	21	42
UVA	42	47	89

GAME 3 - NO. 16 VIRGINIA 86, NO. 5 BAYLOR 79



Official Basketball Box Score - Final
Virginia at Baylor
 11/19/22 T-Mobile Arena, Las Vegas
 2022-23 Men's Basketball

Game Time: 4:00 PM
 Game Duration: 2:19

Officials: Ray Naili, Bert Smith, Greg Nixon

Virginia - 86

Record: 3-0

NO. Name	Min	FG M-A	3P M-A	FT M-A	Rebounds OR DR TOT	Fouls PF FD	TP	AS	TO	ST	Blocks BS BA	+/-
1 Jayden Gardner	F 17:12	1-4	0-0	5-7	0 3 3	2 4	7	2	2	1	0	3
21 Kadin Shedrick	F 32:16	6-6	0-0	5-7	0 3 3	5 5	17	1	2	2	2	-2
0 Kheii Clark	G 35:23	3-8	1-2	0-0	0 4 4	0 2	7	3	3	0	0	-7
2 Reece Beekman	G 33:32	2-6	2-2	4-4	0 1 1	1 3	10	10	3	1	1	5
4 Armaan Franklin	G 33:26	7-12	3-6	9-10	1 3 4	2 5	26	1	1	3	0	14
5 Ben Vander Plas	24:06	4-5	2-3	4-6	0 2 2	1 4	14	1	1	1	0	8
11 Isaac McKneely	11:13	0-1	0-0	0-0	0 0 0	1 0	0	2	0	0	0	14
22 Francisco Caffaro	06:18	1-1	0-0	0-0	2 0 2	2 0	2	0	0	0	0	9
13 Ryan Dunn	06:34	1-2	1-1	0-1	0 0 0	1 1	3	0	0	0	0	3
Team					5 3 8	0	0	2	0	0	0	
Totals		25-45	9-14	27-35	8 19 27	15 24	86	20	14	8	3	27

Technical Fouls: Franklin 2nd 12:08

Baylor - 79

Record: 3-1

NO. Name	Min	FG M-A	3P M-A	FT M-A	Rebounds OR DR TOT	Fouls PF FD	TP	AS	TO	ST	Blocks BS BA	+/-
0 Flo Thamba	F 26:47	3-3	0-0	0-0	1 4 5	3 2	6	2	1	1	0	-3
11 Jalen Bridges	F 22:13	0-5	0-3	2-2	1 1 2	2 1	2	0	1	1	1	-2
1 Keyonte George	G 27:26	6-15	3-6	5-5	0 0 0	5 5	20	2	5	2	0	1
4 LJ Cryer	G 31:12	8-12	3-5	0-0	0 0 0	1 1	19	4	0	0	0	2
10 Adam Flagler	G 37:09	5-14	4-8	1-1	0 2 2	2 0	15	7	3	2	0	-1
3 Dale Bonner	22:50	1-3	0-2	2-2	1 3 4	5 2	4	0	2	0	1	-15
15 Josh Ojarwuna	09:00	1-1	0-0	0-0	1 2 3	1 1	2	0	0	0	0	-10
33 Caleb Lohner	19:44	4-4	1-1	2-4	3 2 5	3 3	11	0	0	1	0	-3
13 Langston Love	03:39	0-1	0-1	0-0	0 0 0	2 0	0	0	0	0	0	1
Team					5 3 8	0	0	1	0	0	0	
Totals		28-58	11-26	12-14	12 17 29	24 15	79	15	13	7	2	37

GAME 5 - NO. 5 VIRGINIA 72, MARYLAND EASTERN SHORE 45



Official Basketball Box Score - Final
UMES at Virginia
 11/25/22 John Paul Jones Arena, Charlottesville
 No. 5 Virginia vs Maryland-Eastern Shore Men's Basketball
 Officials: Brian O'Connell, Tommy Morrissey, Dwayne Gladden
 Game Time: 6:00 PM
 Game Duration: 1:42
 Attendance: 13,882

UMES - 45		Record: 2-4													
NO.	Name	Min	FG	3P	FT	Rebounds	Fouls	TP	AS	TO	ST	Blocks	BS	BA	+/
			M-A	M-A	M-A	OR DR TOT	PF FD					BS	BA		
12	Nathaniel Pollard, Jr.	F 24:38	3-7	0-0	3-3	2 4 6	3 3	9	1	1	1	0	1	0	-13
0	Ahamadou Fofana	G 23:22	4-9	0-0	0-0	0 0 0	3 0	8	0	2	0	0	0	0	-10
2	Chace Davis	G 31:09	2-7	0-2	1-2	1 2 2	1 0	2	3	5	1	1	0	0	-22
3	Zion Styles	G 23:13	5-12	1-2	0-0	2 2 4	3 2	11	0	2	1	0	2	0	-18
5	Da'Shawn Phillip	G 25:47	2-8	0-4	0-0	1 4 5	0 2	4	2	1	1	1	2	0	-28
1	Donchevell Nugent	19:39	1-3	1-2	0-0	1 5 6	1 0	3	1	4	0	0	0	0	-3
11	Kohen Thompson	19:53	1-2	1-2	0-0	2 2 3	0 3	1	1	1	0	0	0	0	-4
15	Glen Anderson	14:08	0-3	0-2	0-0	0 2 2	0 0	0	0	1	2	0	0	0	-15
24	Troy Hupstead	09:28	1-3	0-1	0-0	0 0 0	1 0	2	0	0	0	1	0	0	-5
10	Dionte Johnson	04:28	0-1	0-1	0-0	0 0 0	0 1	0	1	0	0	0	0	0	1
13	Victory Naboya	02:48	0-0	0-0	0-0	0 0 0	0 0	0	0	0	0	0	0	0	-4
23	Toby Nadozie	01:27	0-0	0-0	0-0	0 0 0	0 0	0	0	0	0	0	0	0	-4
Team						1 1 2					2				
Totals			19-55	3-18	4-5	8 21 29	16 11	45	7	15	5	2	5	2	-27

Shooting By Period		
1 st FG%	10-27	37.0%
3PT%	1-9	11.1%
FT%	1-1	100%
2 nd FG%	9-28	32.1%
3PT%	2-9	22.2%
FT%	3-4	75%
GM FG%	19-55	34.5%
3PT%	3-18	16.7%
FT%	4-5	80.0%

Dead Ball Rebounds: 3 0

Virginia - 72		Record: 5-0													
NO.	Name	Min	FG	3P	FT	Rebounds	Fouls	TP	AS	TO	ST	Blocks	BS	BA	+/
			M-A	M-A	M-A	OR DR TOT	PF FD					BS	BA		
1	Jayden Gardner	F 25:01	12-15	0-0	2-5	0 3 3	2 3	26	0	0	0	0	0	0	-3
1	Kadin Shedrick	F 17:01	4-4	0-0	5-5	3 0 3	0 4	13	1	1	3	2	0	0	24
0	Kihei Clark	G 31:01	1-4	0-1	3-3	0 0 2	1 2	5	8	2	2	1	1	1	15
2	Reece Beekman	G 28:08	3-5	1-1	2-2	0 5 5	0 2	9	2	2	4	1	0	0	27
4	Armaan Franklin	G 27:21	2-6	1-4	0-0	0 4 4	0 0	5	3	0	0	0	0	0	27
5	Ben Vander Plas	19:07	1-3	0-0	0-1	3 4 7	3 3	2	2	0	1	0	0	0	4
11	Isaac McKneely	11:59	2-6	2-4	0-0	1 3 2	2 0	6	0	1	0	0	0	0	9
22	Francisco Caffaro	11:53	1-1	0-0	0-0	0 1 2	1 1	2	0	1	0	0	0	0	9
13	Ryan Dunn	11:43	0-2	0-1	0-0	0 0 0	0 0	0	0	1	0	1	0	0	-2
10	Taine Murray	12:04	0-3	0-3	1-2	0 4 4	2 1	1	1	0	0	0	0	0	6
12	Chase Coleman	04:42	1-2	1-1	0-0	0 0 0	0 0	3	1	1	0	0	0	0	6
Team						0 0 0					1				
Totals			27-51	5-15	13-18	7 26 33	11 16	72	18	10	10	5	2	27	

Shooting By Period		
1 st FG%	15-25	60.0%
3PT%	2-5	40.0%
FT%	8-10	80%
2 nd FG%	12-26	46.2%
3PT%	3-10	30.0%
FT%	5-8	62.5%
GM FG%	27-51	52.9%
3PT%	5-15	33.3%
FT%	13-18	72.2%

Dead Ball Rebounds: 1 0

Points from		MES		UVA	
Turnovers	6	20			
Paint	22	40			
Second Chance	4	10			
Fast Breaks	5	11			
Bench	8	14			

GAME 6 - NO. 3 VIRGINIA 70, MICHIGAN 68



Official Basketball Box Score - Final
Virginia at Michigan
 11/29/22 Crisler Center, Ann Arbor
 2022-23 Men's Basketball
 Game Time: 9:30 PM
 Game Duration: 2:04
 Attendance: 12,200
 Officials:

Virginia - 70		Record: 6-0													
NO.	Name	Min	FG	3P	FT	Rebounds	Fouls	TP	AS	TO	ST	Blocks	BS	BA	+/
			M-A	M-A	M-A	OR DR TOT	PF FD					BS	BA		
1	Jayden Gardner	F 33:07	6-15	0-0	0-0	3 8 11	1 0	12	2	1	3	0	3	0	13
21	Kadin Shedrick	F 22:14	5-6	1-1	1-3	0 1 1	5 3	12	0	0	2	0	0	0	10
0	Kihei Clark	G 38:02	4-9	1-2	7-8	0 2 2	1 5	16	4	1	1	0	0	2	8
2	Reece Beekman	G 38:06	7-10	1-1	3-4	1 3 4	1 3	18	5	1	1	0	0	2	2
4	Armaan Franklin	G 25:58	1-6	0-2	0-2	0 4 4	2 1	2	0	0	0	0	0	0	2
5	Ben Vander Plas	24:23	4-5	1-1	1-2	0 0 0	0 0	1	3	1	0	0	0	0	-10
11	Isaac McKneely	09:39	0-1	0-1	0-0	0 0 0	0 0	0	0	0	0	0	0	0	-14
22	Francisco Caffaro	03:57	0-1	0-0	0-0	0 0 0	0 0	3	0	0	0	0	0	0	-4
13	Ryan Dunn	04:34	0-0	0-0	0-0	0 1 1	0 0	0	0	0	0	0	0	0	-3
Team						2 0 2					0				
Totals			27-53	4-8	12-19	6 19 25	15 15	70	12	7	7	0	9	2	

Michigan - 68		Record: 5-2													
NO.	Name	Min	FG	3P	FT	Rebounds	Fouls	TP	AS	TO	ST	Blocks	BS	BA	+/
			M-A	M-A	M-A	OR DR TOT	PF FD					BS	BA		
5	Terrance Williams II	F 29:57	3-6	1-4	1-2	1 6 7	2 2	8	1	2	0	0	0	0	-3
1	Hunter Dickinson	C 35:03	9-17	0-1	5-6	2 5 7	3 8	23	2	4	1	5	0	0	0
2	Kobe Bufkin	G 35:01	4-8	1-3	2-2	0 4 4	1 2	11	2	1	1	2	0	0	-1
3	Jaelin Llewellyn	G 30:55	2-4	2-3	0-0	0 1 1	4 1	6	2	1	1	0	0	0	-2
13	Jett Howard	G 36:07	6-11	3-7	0-0	1 2 3	2 0	15	2	0	0	1	0	0	6
0	Dug McDaniel	09:05	0-0	0-0	0-0	0 1 1	2 1	0	0	2	0	0	0	0	0
25	Jace Howard	08:27	0-1	0-0	0-0	0 0 0	0 0	0	0	1	1	0	0	0	1
32	Tarris Reed Jr.	04:57	1-1	0-0	0-0	1 1 2	0 1	2	0	0	0	1	0	0	-2
15	Joey Baker	10:28	1-1	1-1	0-0	0 3 3	2 0	3	0	0	0	0	0	0	-9
Team						0 1 1					0				
Totals			26-49	8-19	8-10	5 24 29	16 15	68	10	12	3	9	0	-2	

Points from		Virg		Mich	
Turnovers	12	8			
Paint	44	24			
Second Chance	2	9			
Fast Breaks	0	2			
Bench	10	5			

GAME 7 - NO. 3 VIRGINIA 62, FLORIDA STATE 57



Official Basketball Box Score - Final
Florida St. at Virginia
 12/03/22 John Paul Jones Arena, Charlottesville
 No. 3 Virginia vs Florida State Men's Basketball
 Officials: Ron Groover, Doug Simons, Clarence Armstrong
 Game Time: 2:00 PM
 Game Duration: 2:08
 Attendance: 14,280

Florida St. - 57		Record: 1-9 (0-1)													
NO.	Name	Min	FG	3P	FT	Rebounds	Fouls	TP	AS	TO	ST	Blocks	BS	BA	+/
			M-A	M-A	M-A	OR DR TOT	PF FD					BS	BA		
21	Cam'Ron Fletcher	F 26:02	1-7	0-2	0-0	2 5 7	2 1	2	1	1	1	2	0	0	-8
24	Naheem McLeod	C 11:14	1-5	0-0	0-0	0 2 2	4 0	2	0	2	0	0	0	0	-8
4	Caleb Mills	G 27:35	2-8	0-2	3-3	0 2 2	1 4	7	4	2	0	1	4	-11	
22	Darin Green Jr.	G 33:06	6-13	3-5	2-2	1 3 4	1 5	17	2	1	1	1	0	0	-6
35	Matthew Cleveland	G 36:12	5-11	0-1	1-1	4 6 10	1 1	11	1	1	1	0	0	3	-9
3	Cameron Corhen	27:30	2-9	0-1	1-1	2 1 3	3 3	5	0	2	0	0	0	1	1
1	Jalen Warley	20:03	2-4	1-1	2-2	1 3 4	5 2	7	3	3	1	0	0	0	6
12	Tom House	12:38	2-6	2-5	0-0	2 2 2	0 1	6	0	0	0	0	0	0	3
0	Chandler Jackson	05:40	0-1	0-1	0-0	0 0 0	2 0	0	1	0	0	0	0	0	-1
Team						4 2 6					1				
Totals			21-64	6-18	9-9	16 24 40	19 17	57	12	13	4	4	10	5	

Shooting By Period		
1 st FG%	7-28	25.0%
3PT%	3-9	33.3%
FT%	5-5	100%
2 nd FG%	14-36	38.9%
3PT%	3-9	33.3%
FT%	4-4	100%
GM FG%	21-64	32.8%
3PT%	6-18	33.3%
FT%	9-9	100.0%

Dead Ball Rebounds: 1 0

GAME 9 - NO. 5 HOUSTON 69, NO. 2 VIRGINIA 61

Official Basketball Box Score - Final
Houston at Virginia
 12/17/22 John Paul Jones Arena, Charlottesville
 No. 2 Virginia vs No. 5 Houston Men's Basketball
 Game Time: 2:00 PM
 Game Duration: 1:56
 Attendance: 14,629
 Officials: Ron Groover, Pat Driscoll, Brent Hampton

Houston - 69		Record: 11-1										
NO. Name	Min	FG	3P	FT	Rebounds	Fouls	TP	AS	TO	ST	Blocks	+/-
		M-A	M-A	M-A	OR DR TOT	PF FD					BS BA	
13 J'Wan Roberts	F 21:51	5-7	0-0	0-0	1 5 6	3 0	10	1	1	0	0	-6
25 Jarace Walker	F 38:13	6-11	2-3	3-3	2 5 7	3 2	17	4	1	1	1	10
0 Marcus Sasser	G 38:53	4-14	3-10	2-3	0 0 0	1 4	13	3	0	3	0	5
1 Jamal Sheard	G 34:47	5-9	1-4	0-0	1 3 3	2 2	11	4	2	0	0	6
12 Tramon Mark	G 36:54	3-6	2-2	5-6	1 5 6	0 4	13	3	1	0	0	7
5 Ja'Vier Francis	G 03:38	1-1	0-0	1-1	0 0 0	1 1	3	0	0	0	0	1
21 Emanuel Sharp	G 09:26	0-2	0-2	0-0	0 1 1	1 0	0	1	0	0	0	6
32 Reggie Chaney	G 16:18	1-1	0-0	0-0	3 2 5	5 0	2	2	1	0	2	11
Team					2 4 6		0	1				
Totals		25-51	8-21	11-13	7 23 30	17 13	69	17	8	4	3	8

Shooting By Period	
1st FG%	13-27 48.1%
3PT%	3-11 27.3%
FT%	1-1 100%
2nd FG%	12-24 50.0%
3PT%	5-10 50.0%
FT%	10-12 83.3%
GM FG%	25-51 49.0%
3PT%	8-21 38.1%
FT%	11-13 84.6%

Dead Ball Rebounds: 1 0

Technical Fouls: NONE

Virginia - 61

Virginia - 61		Record: 8-2 (1-1)										
NO. Name	Min	FG	3P	FT	Rebounds	Fouls	TP	AS	TO	ST	Blocks	+/-
		M-A	M-A	M-A	OR DR TOT	PF FD					BS BA	
1 Jayden Gardner	F 33:17	4-8	0-0	5-6	2 4 6	0 3	13	0	0	0	1	-11
21 Kadin Shedrick	F 28:49	7-8	0-0	2-2	1 4 5	3 2	16	1	1	0	1	4
0 Kihel Clark	G 33:18	2-8	1-5	4-4	0 2 2	4 2	9	8	2	1	0	-2
2 Reece Beekman	G 35:35	1-5	1-3	1-2	1 2 3	4 3	4	5	3	1	1	-4
4 Armaan Franklin	G 24:10	3-6	2-3	2-2	0 6 6	1 5	10	0	1	0	0	-9
5 Ben Vander Plas	G 16:59	0-7	0-6	0-0	0 0 0	0 1	0	1	1	0	0	-9
11 Isaac McKneely	G 24:46	3-6	2-5	1-1	0 2 2	1 1	9	0	0	0	0	-2
13 Ryan Dunn	G 03:08	0-0	0-0	0-0	1 1 1	0 0	0	0	0	0	0	-7
Team					1 2 3		0	2				
Totals		20-48	6-22	15-17	6 20 26	13 17	61	15	10	2	3	-8

Shooting By Period	
1st FG%	9-22 40.9%
3PT%	4-13 30.8%
FT%	4-4 100%
2nd FG%	11-26 42.3%
3PT%	2-9 22.2%
FT%	11-13 84.6%
GM FG%	20-48 41.7%
3PT%	6-22 27.3%
FT%	15-17 88.2%

Dead Ball Rebounds: 1 0

Technical Fouls: NONE

HOU		UVA	
Biggest lead	11 (2 nd 14:37)	9 (1 st 16:27)	
Best Scoring Run	9 (1 st 8:25)	9 (1 st 16:27)	
Lead Changes	3		
Times Tied	1		
Time with Lead	27:24	11:25	

Points from Turnovers	HOU	UVA
	9	12

Period by Period Scoring	1st	2nd	TOT
HOU	30	39	69
UVA	26	35	61

GAME 10 - NO. 22 MIAMI 66, NO. 6 VIRGINIA 64

Official Basketball Box Score - Final
Virginia at Miami (FL)
 12/20/22 Watson Center, Coral Gables
 2022-23 Men's Basketball
 Game Time: 8:30 PM
 Game Duration: 2:11
 Attendance: 5,257
 Officials: Ted Valentine, Bill Covington Jr., Tony Henderson

Virginia - 64		Record: 8-2 (1-1)										
NO. Name	Min	FG	3P	FT	Rebounds	Fouls	TP	AS	TO	ST	Blocks	+/-
		M-A	M-A	M-A	OR DR TOT	PF FD					BS BA	
1 Jayden Gardner	F 20:26	4-6	0-0	0-2	0 2 2	2 2	8	0	2	0	0	-19
21 Kadin Shedrick	F 10:43	1-2	0-0	0-1	0 1 1	2 0	2	0	1	0	0	-1
0 Kihel Clark	G 30:00	2-10	1-3	8-9	2 2 4	2 5	13	3	0	3	0	-6
2 Reece Beekman	G 34:31	5-9	0-1	0-1	2 7 9	3 2	10	9	4	0	0	2
4 Armaan Franklin	G 13:04	0-7	0-3	0-0	0 2 2	0 0	0	0	0	0	0	-24
5 Ben Vander Plas	G 27:18	7-13	4-9	2-3	2 2 4	3 4	20	2	1	0	0	11
11 Isaac McKneely	G 30:43	3-9	1-7	2-2	0 5 5	1 1	5	3	2	1	0	1
10 Taine Murray	G 08:54	1-1	0-0	0-0	0 1 1	1 1	2	0	1	0	0	-3
22 Francisco Caffaro	G 07:53	1-1	0-0	2-2	1 1 2	1 1	4	0	1	0	0	-6
13 Ryan Dunn	G 16:28	0-2	0-0	0-0	1 1 2	1 1	0	0	0	0	0	-3
Team					3 2 5		0	0				
Totals		22-60	6-23	14-19	11 26 37	17 17	64	17	10	6	3	-2

Shooting By Period	
1st FG%	10-29 34.5%
3PT%	2-9 22.2%
FT%	4-4 100%
2nd FG%	12-31 38.7%
3PT%	4-14 28.6%
FT%	10-15 66.7%
GM FG%	22-60 36.7%
3PT%	6-23 26.1%
FT%	14-19 73.7%

Dead Ball Rebounds: 3 0

Technical Fouls: NONE

Miami (FL) - 66

Miami (FL) - 66		Record: 12-1 (3-0)										
NO. Name	Min	FG	3P	FT	Rebounds	Fouls	TP	AS	TO	ST	Blocks	+/-
		M-A	M-A	M-A	OR DR TOT	PF FD					BS BA	
15 Norchad Omier	F 26:30	3-8	0-1	4-4	5 3 8	5 3	10	0	4	2	4	0
2 Isaiah Wong	G 36:57	7-13	2-3	8-9	1 5 6	3 6	24	5	3	0	0	2
11 Jordan Miller	G 30:24	3-9	1-4	4-4	1 4 5	2 1	11	2	2	0	1	4
24 Nijel Pack	G 36:10	4-10	1-4	1-2	0 3 3	0 2	10	1	2	0	0	-4
55 Wooga Poplar	G 18:02	1-5	1-4	0-0	0 6 6	2 1	3	0	0	3	0	-2
4 Bensley Joseph	G 27:42	3-3	2-2	0-1	0 3 3	2 3	8	1	0	0	1	-7
1 Anthony Walker	G 06:18	0-2	0-1	0-0	0 0 0	0 0	0	0	0	0	0	-2
5 Harford Bevier	G 03:52	0-2	0-2	0-0	0 0 0	0 0	0	1	0	0	0	8
0 AJ Casey	G 13:18	0-1	0-1	0-2	0 2 2	1 1	0	0	1	0	0	0
12 Favour Aire	G 00:47	0-0	0-0	0-0	0 0 0	1 0	0	0	0	0	0	0
Team					2 4 6		0	0				
Totals		21-53	7-22	17-22	9 28 37	17 17	66	11	11	5	7	3

Shooting By Period	
1st FG%	13-29 44.8%
3PT%	5-12 41.7%
FT%	5-5 100%
2nd FG%	8-24 33.3%
3PT%	2-10 20.0%
FT%	12-17 70.6%
GM FG%	21-53 39.6%
3PT%	7-22 31.8%
FT%	17-22 77.3%

Dead Ball Rebounds: 2 1

Technical Fouls: NONE

UVA		MIA	
Biggest lead	2 (1 st 19:37)	15 (2 nd 17:52)	
Best Scoring Run	10 (2 nd 8:54)	12 (1 st 15:31)	
Lead Changes	1		
Times Tied	1		
Time with Lead	00:34	38:48	

Points from Turnovers	UVA	MIA
	11	3

Period by Period Scoring	1st	2nd	TOT
UVA	26	38	64
MIA	36	30	66

GAME 11 - NO. 13 VIRGINIA 66, UALBANY 46

Official Basketball Box Score - Final
UAlbany at Virginia
 12/28/22 John Paul Jones Arena, Charlottesville
 No. 13 Virginia vs UAlbany Men's Basketball
 Game Time: 6:00 PM
 Game Duration: 1:53
 Attendance: 14,289
 Officials: Lee Cassel, Paul Szec, Jenna Reuse

UAlbany - 46		Record: 5-10										
NO. Name	Min	FG	3P	FT	Rebounds	Fouls	TP	AS	TO	ST	Blocks	+/-
		M-A	M-A	M-A	OR DR TOT	PF FD					BS BA	
1 Gerald Drumgoole Jr.	F 31:19	2-12	1-7	2-2	0 4 4	2 3	7	0	1	0	0	-21
3 Trey Hutcheson	F 27:20	3-7	1-5	0-0	1 4 5	2 0	7	0	0	1	2	-23
15 Jonathan Beagle	F 34:16	4-6	0-2	1-3	1 4 5	3 2	9	4	3	0	0	-17
13 Sarju Patel	G 24:08	1-3	0-2	1-2	0 2 2	0 1	3	0	0	0	1	-23
44 Marcus Jackson	G 14:01	0-3	0-0	0-0	1 0 1	4 0	0	1	0	0	0	-2
4 Malik Edmead	G 23:30	2-7	1-1	4-4	0 1 1	3 2	9	3	2	1	0	-15
11 Tairi Kethner	G 08:12	0-2	0-0	0-0	1 1 1	1 0	0	2	0	0	1	-3
2 Da'Quan Davis	G 28:44	4-11	3-9	0-0	0 6 6	1 1	11	1	1	0	0	-2
10 Aaron Reddish	G 09:01	0-1	0-0	0-0	0 0 0	0 0	0	0	0	0	0	-1
14 Japannah Kellogg	G 01:29	0-0	0-0	0-0	1 0 1	0 0	0	0	0	0	0	3
Team					2 4 6		0	2				
Totals		16-52	6-27	8-11	6 24 30	16 9 46	9	10	3	3	7	-20

Shooting By Period	
1st FG%	9-23 39.1%
3PT%	3-12 25.0%
FT%	4-4 100%
2nd FG%	7-29 24.1%
3PT%	3-15 20.0%
FT%	5-7 71.4%
GM FG%	16-52 30.8%
3PT%	6-27 22.2%
FT%	8-11 72.7%

Dead Ball Rebounds: 3 0

Technical Fouls: NONE

Virginia - 66

Virginia - 66		Record: 9-2										
NO. Name	Min	FG	3P	FT	Rebounds	Fouls	TP	AS	TO	ST	Blocks	+/-
		M-A	M-A	M-A	OR DR TOT	PF FD					BS BA	
1 Jayden Gardner	F 27:15	7-11	0-0	2-3	3 4 7	0 2	16	0	0	0	2	19
5 Ben Vander Plas	F 15:06	1-4	0-2	1 1 2	3 1 3	1 3	1	0	0	1	0	5
0 Kihel Clark	G 26:41	3-4	1-1	1-2	0 4 4	1 2	8	10	2	2	0	25
4 Armaan Franklin	G 31:08	7-13	3-6	3-3	1 3 2	0 3	20	0	1	0	2	36
11 Isaac McKneely	G 27:56	2-7	0-3	1-1	0 1 3	2 1	5	2	1	1	0	9
21 Kadin Shedrick	G 22:00	3-6	0-0	2-2	1 5 6							

THE LAST TIME

VIRGINIA INDIVIDUALS

- **Scored 30 points:** Kyle Guy vs. Marshall (12/31/18)
- **Scored 40 points:** Sean Singletary (41) at Miami (3/1/08)
- **Two players with 20 points:** Jay Huff (21) and Sam Hauser (21) vs. Syracuse (1/25/21)
- **Three players with 20 points:** Chris Williams (27), Roger Mason, Jr. (22) and Donald Hand (20) vs. Duke (1/5/00)
- **Four players with 20 points:** Chris Williams (23), Donald Hand (22), Adam Hall (21) and Travis Watson (20) vs. Georgetown (3/15/00)
- **A player with back-to-back 25-point games:** Joe Harris, 26 vs. Virginia Tech (2/12/13), 27 at North Carolina (2/16/13)
- **One player scored in double figures:** Jayden Gardner (17) vs. North Carolina (3/10/22)
- **No players scored in double figures:** vs. Florida (3/18/17)
- **Five players scored in double figures:** Reece Beekman (18), Kihei Clark (16), Jayden Gardner (12), Kadin Shedrick (12) and Ben Vander Plas (10) at Michigan (11/29/22)
- **Six players scored in double figures:** Sean Singletary (27), Adrian Joseph (13), Jamil Tucker (13), Mamadi Diane (12), Calvin Baker (11) and Laurynas Mikaluskas (11) vs. Maryland (3/9/08)
- **Seven players scored in double figures:** Cornel Parker (20), Junior Burrough (15), Ted Jeffries (14), Cory Alexander (13), Jason Williford (12), Yuri Barnes (11) and Doug Smith (11) vs. Clemson (1/13/93)
- **Had 15 rebounds:** Mike Tobey (16) vs. Tennessee State (11/25/14)
- **Had 20 rebounds:** Mike Tobey (20) vs. Louisville (3/5/16)
- **Had 25 rebounds:** Bob Mortell (25) vs. Washington & Lee (2/27/60)
- **Two players with 10 rebounds:** Francisco Caffaro (12) and Jayden Gardner (10) at Notre Dame (1/29/22)
- **Three players with 10 rebounds:** Jay Huff (12), Kihei Clark (11) and Braxton Key (10) at Syracuse (11/6/19)
- **Double-Double:** Jayden Gardner (12 points, 11 rebounds) at Michigan (11/29/22)
- **Two players had a double-double:** Jayden Gardner (22 points, 10 rebounds) and Francisco Caffaro (11 points and 12 rebounds) at Notre Dame (1/29/22)
- **Three players had a double-double:** Jason Williford (10 pts, 15 rebs), Ted Jeffries (23 pts, 10 rebs), and Cornel Parker (11 pts, 11 rebs) at William & Mary (1/25/93)
- **Double-Double with points and assists:** Reece Beekman (11 points, 10 assists) vs. Baylor (11/18/22)
- **Triple-Double:** Ralph Sampson (15 pts, 22 rebs, 10 blks) vs. Old Dominion (12/29/79)
- **Three Double-Doubles in a row:** Sam Hauser [3] (13 pts, 10 rebs) at Notre Dame (12/30/20), (16 pts, 11 rebs) vs. Wake Forest (1/6/21), (17 pts, 10 rebs) at Boston College (1/9/21)
- **Four Double-Doubles in a row:** Mike Scott [5] (27 pts, 15 rebs) vs. Oklahoma (11/23/10), (16 pts, 10 rebs) vs. Wichita State (11/24/10), (17 pts, 12 rebs) at Minnesota (11/29/10), (21 pts, 13 rebs) at Virginia Tech (12/5/10), (10 pts, 13 rebs) vs. Radford (12/7/10)
- **20 points and 20 rebounds:** Travis Watson (21 points, 20 rebounds) vs. Wofford (1/2/03)
- **20 points and 10 rebounds:** Jayden Gardner (22 points, 10 rebounds) at Notre Dame (1/29/22)
- **13 assists:** Kihei Clark (13) vs. Navy (12/29/19)
- **11 assists:** Reece Beekman (11) vs. Louisville (1/24/22)
- **10 assists:** Kihei Clark (10) vs. Albany (12/28/22)
- **5 blocked Shots:** Kadin Shedrick (6) vs. Clemson (12/22/21)
- **5 steals:** Reece Beekman (5) at Louisville (3/5/22)
- **Led UVA in points, rebounds and assists:** Sam Hauser (15 points, 9 rebounds, 3 assists) vs. Ohio (3/20/21)
- **Hit a last second shot to win a game:** Reece Beekman at Duke (2/7/22) [3-pointer with 1.1 seconds remaining]
- **Played more than 40 minutes:** Reece Beekman (45) at North Texas (3/20/22)
- **Played 40 minutes:** Kihei Clark (40), vs. St. Bonaventure (3/22/22)

VIRGINIA TEAM

- **Won in Overtime:** 71-69 at North Texas (3/20/22)
- **Lost in Overtime:** 63-55 vs. Syracuse (1/11/20)
- **Played Two Overtimes:** at Virginia Tech, 80-78 2 OT (2/12/17)
- **Played Three Overtimes:** vs. Georgetown, L 115-111 (3/15/00)
- **Shot 70 percent for a half:** 70.4% (19-27) vs. Austin Peay - 1st Half (11/13/17)
- **Shot 60 percent in a game:** 60% (30-50) vs. Miami (2/5/22)
- **Shot less than 30 percent in a game:** 29.5% (13-44) vs. VCU (12/9/18)
- **Shot 100 percent from the free throw line:** 100% (3-3) vs. Miami (2/5/22) & (14-14) vs. NC State (2/24/21)
- **Shot 90 percent from the free throw line:** 91.3% (21-23) vs. Georgia Tech (2/12/22)
- **Shot 70 percent from 3-point line:** 72% (18-25) at Syracuse (3/4/19)
- **Shot less than 30 percent in a half:** 28% (7-25) in 1st Half vs. St. Bonaventure (3/22/22)
- **Shot less than 20 percent in a half:** 18.5% (5-27) in 1st Half vs. North Carolina (3/10/22)
- **Shot 55 percent or better and lost:** 58.5% (31-53) at North Carolina (2/16/13)
- **Shot 50 percent or better and lost:** 52.6% (30-57) vs. Iowa (11/29/21)
- **Attempted 50 FTs:** 52 (made 34) vs. Howard (12/12/94)
- **Attempted 35 3-pointers:** 38 (11-38) vs. Va. Tech (2/10/18)
- **Did Not Attempt a FT:** 0 vs. Wisconsin (11/27/17)
- **Made 30 FTs:** 31 (31 of 36) vs. Tennessee (3/18/07)
- **Made 15 3-pt FGs:** 15 at Clemson (1/16/21)
- **Failed to make a 3-pt FG:** vs. Louisville (0 of 6) (3/9/22)
- **Had 50 rebounds:** 50 vs. JMU (11/10/19)
- **Had 25 assists:** 26 vs. Iowa State (3/25/16)
- **Had 15 steals:** 16 vs. NC State (2/24/08)
- **Had 10 blocks:** 10 vs. JMU (12/6/22)
- **Scored 50 pts in a half:** 56 vs. Baylor, 2nd half (11/18/22)
- **Scored 60 pts in a half:** 60 vs. Gonzaga, 1st half (1/3/07)
- **Scored 70 pts in a half:** 70 vs. Coastal Carolina, 2nd half (11/20/00)
- **Scored 100 pts (ACC):** 103 vs. Maryland (1/16/07)
- **Scored 100 pts (non-conf):** 100 vs. Marshall (12/31/18)
- **Scored under 20 pts in 1st half:** 17 vs. St. Bonaventure (3/22/22)
- **Scored under 20 pts in 2nd half:** 19 at North Carolina (2/18/17)
- **Scored under 50 pts in a game:** 43 vs. North Carolina (3/10/22)
- **Defeated top-5 opponent:** 86-79 vs. #5 Baylor (11/18/22)
- **Defeated top-5 opponent on the road:** 65-63 at #4 Duke (1/27/18)
- **Defeated top-5 opponent at neutral site:** 86-79 vs. #5 Baylor (11/18/22)
- **Defeated top-ranked opponent:** 86-73 vs. #1 North Carolina (1/30/86)
- **Won when trailing by 16 points:** Trained 32-16 during 63-61 vs. Ohio State (11/30/16)
- **Won when trailing by 17 points:** Trained 31-14 during 61-58 overtime win vs. Maryland (3/10/13)

OPPONENT INDIVIDUALS

- **Scored 30 points:** Buddy Boeheim (31), Syracuse (3/11/21)
- **Scored 35 points:** Carsen Edwards (42), Purdue (3/30/19)
- **Scored 40 points:** Carsen Edwards (42), Purdue (3/30/19)
- **Scored 50 points:** Len Chappell (50), Wake (2/12/62)
- **Two players with 20 points:** Jericcole Hellems (21) and Tarquavion Smith (20) at NC State (1/22/22)
- **Two players with 25 points:** Corey Kispert (32) and Drew Timme (29) vs. Gonzaga (12/26/20)
- **Three players with 20 points:** Jordan McRae (21), Jarnell Stokes (20), Josh Richardson (20), at Tennessee (12/30/13)
- **Two players with 30 points:** Trevor Powell (31) and Tony Smith (31) at Marquette (2/3/90)
- **No players scored in double figures:** Lehigh (11/26/21)
- **Five players scored in double figures:** Jarace Walker (17), Marcus Sasser (13), Tramon Mark (13), Jamal Shead (11), J'Wan Roberts (10) vs. Houston (12/17/22)
- **Six players scored in double figures:** C.J. Harris (15), Ari Stewart (12), Travis McKie (12), J.T. Terrell (11), Ty Walker (11), Gary Clark (10), at Wake Forest (1/29/11)
- **Seven players scored in double figures:** Stanley Burrell (15), Drew Lavender (13), C.J. Anderson (12), B.J. Raymond (12), Josh Duncan (11), Charles Bronson (11) and Jason Love (10), at Xavier (1/3/08)
- **Double-Double:** Dominick Welch (10 points, 10 rebounds), St. Bonaventure (3/22/22)
- **Double-Double with points and assists:** Keifer Sykes (21 pts, 10 assts), at Green Bay (12/7/13)
- **Two players had a double-double:** Marvin Bagley III (30 pts, 14 rebs) & Wendell Carter Jr. (14 pts, 15 rebs), Duke (1/27/18)
- **Player had 20 points and 20 rebounds:** Armando Bacot (29 points, 22 rebounds), UNC (1/8/222)
- **Had 15 rebounds:** Amando Bacot (16), No. Carolina (2/20/20)
- **Had 20 rebounds:** Armando Bacot (22), No. Carolina (1/8/22)
- **Had 10 assists:** Keifer Sykes (10), at Green Bay (12/7/13)
- **5 Blocked Shots:** Moses Wright (5), Georgia Tech (1/23/21)
- **5 Steals:** Jordan Miller (7), Miami (2/5/22) & Jose Alvarado (6), Georgia Tech (1/23/21)
- **Hit a last second shot to win a game:** Matthew Cleveland, Florida State (2/26/22), 3-pointer at the end of regulation

OPPONENT TEAM

- **Shot less than 30 percent in a game:** 27.3% (15-55), JMU (12/6/22)
- **Shot less than 30 percent in a game (ACC):** 27.1% (13-48), Virginia Tech (1/4/20)
- **Shot 60 percent in a game:** 60% (30-50) at NC State (1/22/22)
- **Shot 55 percent or better and lost:** 55.3% (26-47), Cleveland State (11/25/09)
- **Scored 100 pts:** 106, Washington (11/22/10)
- **Scored 90 pts in an ACC game:** 93, North Carolina (2/16/13)
- **Scored 60 pts in a half:** 60, at Miami, 2nd half (3/1/08)
- **Scored 50 pts in a half:** 54, vs. Gonzaga, 2nd half (12/26/21)
- **Scored 45 pts in the first half:** 45, at Florida State (2/15/21)
- **Scored under 10 pts in 1st half:** 7, at Pitt (2/24/18)
- **Scored under 20 pts in 1st half:** 19, Georgia Tech (2/12/22)
- **Scored under 20 pts in 2nd half:** 19, vs. Towson (11/25/20)
- **Scored under 40 pts in a game:** 39, vs. Virginia Tech (1/4/20)
- **Had 25 assists:** 27, at Xavier (1/3/08)
- **Had 15 steals:** 15, VMI (11/16/08)
- **Had 10 blocks:** 10 at Maryland (3/5/11)
- **Failed to make a 3-pt FG:** Georgia Tech (1/22/15)



2022-23 Virginia Men's Basketball



0 · KIHEI CLARK
Gr. · G · 5-10 · 167
Woodland Hills, Calif.




1 · JAYDEN GARDNER
5th Year · F · 6-6 · 233
Wake Forest, N.C.




2 · REECE BEEKMAN
Jr. · G · 6-3 · 190
Milwaukee, Wis.




4 · ARMAAN FRANKLIN
Sr. · G · 6-4 · 200
Indianapolis, Ind.



5 · BEN VANDER PLAS
Gr. · F · 6-8 · 236
Ripon, Wis.



10 · TAINÉ MURRAY
So. · G · 6-5 · 205
Auckland, N.Z.



11 · ISAAC MCKNEELY
Fr. · G · 6-4 · 179
Poca, W.Va.



12 · CHASE COLEMAN
Sr. · G · 5-10 · 165
Norfolk, Va.



13 · RYAN DUNN
Fr. · G · 6-8 · 208
Freeport, N.Y.



21 · KADIN SHEDRICK
R-Jr. · F · 6-11 · 231
Raleigh, N.C.



22 · FRANCISCO CAFFARO
R-Sr. · C · 7-1 · 254
Sante Fe, Argentina



23 · ISAAC TRAUDT
Fr. · F · 6-10 · 229
Grand Island, Neb.



24 · TRISTAN HOW
Jr. · F · 6-7 · 202
Virginia Beach, Va.



35 · LEON BOND III
Fr. · G/F · 6-5 · 200
Wauwatosa, Wis.



TONY BENNETT
Head Coach
14th Season



KIHEI CLARK

Graduate Student • Guard • 5-10 • 167
Woodland Hills, Calif. • Taft Charter

2022-23 HIGHLIGHTS

- Cousy Award Preseason Top-20 Watch List
- Had 9 points, five assists and four rebounds vs. NCCU (11/7/22)
- Recorded eight points, seven assists and two steals vs. Monmouth (11/11/22)
- Scored 12 points and had two steals vs. Illinois (11/20/22)
- Handed out a game-high eight assists vs. UMES (11/25/22)
- Scored 16 points at Michigan (11/29/22)
- Recorded game-high 18 points (9 of 10 FT) vs. FSU (12/3/22)
- Scored 18 points and dished seven assists vs. JMU (12/6/22)
- Registered nine points and eight assists vs. Houston (12/17/22)
- Tallied 13 points and three steals at Miami (12/20/22)
- Registered eight points and 10 assists, including his 600th career assist, in his school record 139th game vs. UAlbany (12/28/22)
- Team-highs in points (15) and assists (8) at Georgia Tech (12/31/22)

CLARK CAREER STATISTICS

SEASON	TEAM	GP-GS	MIN/AVG	Field Goals		3-Point		F-Throws		Rebounds				Scoring						
				FG-FGA	FG%	3FG-3FGA	3FG%	FT-FTA	FT%	OFF	DEF	TOT	AVG	PF-FO	A	TO	BLK	STL	PTS	AVG
2018-19	UVa	38-20	1020/26.8	55-157	.350	29-85	.341	33-40	.825	16	73	89	2.3	52-0	97	39	0	28	172	4.5
2019-20	UVa	30-30	1112/37.1	105-280	.375	36-96	.375	78-89	.876	11	114	125	4.2	54-0	176	105	3	37	324	10.8
2020-21	UVa	25-23	850/34.0	85-207	.411	20-62	.323	47-64	.734	6	45	51	2.0	30-0	113	53	0	18	237	9.5
2021-22	UVa	35-35	1263/36.1	117-302	.387	54-156	.346	61-78	.782	12	91	103	2.9	40-0	153	77	4	30	349	10.0
2022-23	UVa	12-12	390/32.5	40-94	.426	16-38	.421	42-57	.737	6	25	31	2.6	14-0	69	23	1	18	138	11.5
TOTAL		140-120	4635/33.1	402-1040	.387	155-437	.355	261-328	.796	51	348	399	2.9	190-0	608	297	8	131	1220	8.7

Single Game Highs

Statistic	Value	
Points	25	vs Duke 02/23/22
Rebounds	11	at Syracuse 11/06/19
Assists	13	vs Navy 12/29/19
Steals	3	13 times
Blocks	1	8 times
FG Made	9	vs Duke 02/23/22
FG Attempts	16	vs Florida St. 02/26/22
3FG Made	6	vs Duke 02/23/22
3FG Attempts	11	vs Duke 02/23/22
FT Made	10	vs Boston College 02/01/22
FT Attempts	12	vs Kent St. 12/04/20, vs James Madison 12/06/22

CLARK 2022-23 GAME-BY-GAME

Opponent	Date	GS	MIN	Total		3-Pointers		Free throws		Rebounds				PF				PTS	AVG		
				FG-FGA	PCT	3FG-3FGA	PCT	FT-FTA	PCT	OFF	DEF	TOT	AVG	PF	A	TO	BLK			STL	
N.C. Central	11/07/2022	*	34:08	3-9	.333	2-6	.333	1-4	.250	0	2	2	2.0	1	5	2	0	0	9	9.0	
Monmouth	11/11/2022	*	20:26	3-4	.750	2-3	.667	0-0	.000	1	0	1	1.5	1	7	0	0	2	8	8.5	
vs Baylor	11/18/2022	*	35:23	3-8	.375	1-2	.500	0-0	.000	0	4	4	2.3	0	3	3	0	0	7	8.0	
vs Illinois	11/20/2022	*	34:10	4-9	.444	2-4	.500	2-2	1.000	1	2	3	2.5	1	3	2	0	2	12	9.0	
UMES	11/25/2022	*	31:01	1-4	.250	0-1	.000	3-3	1.000	0	2	2	2.4	1	8	2	1	2	5	8.2	
at Michigan	11/29/2022	*	38:02	4-9	.444	1-2	.500	7-8	.875	0	2	2	2.3	1	4	1	0	1	16	9.5	
Florida St.	12/03/2022	*	35:27	4-9	.444	1-3	.333	9-10	.900	1	2	3	2.4	0	3	3	0	1	18	10.7	
James Madison	12/06/2022	*	38:56	5-11	.455	2-5	.400	6-12	.500	0	2	2	2.4	1	7	3	0	1	18	11.6	
Houston	12/17/2022	*	35:18	2-8	.250	1-5	.200	4-4	1.000	0	2	2	2.3	4	8	2	0	1	9	11.3	
at Miami (FL)	12/20/2022	*	30:00	2-10	.200	1-3	.333	8-9	.889	2	2	4	2.5	2	3	0	0	3	13	11.5	
UAlbany	12/28/2022	*	26:41	3-4	.750	1-1	1.000	1-2	.500	0	4	4	2.6	1	10	2	0	2	8	11.2	
at Georgia Tech	12/31/2022	*	30:34	6-9	.667	2-3	.667	1-3	.333	1	1	2	2.6	1	8	3	0	3	15	11.5	
Totals			12	390:06	40-94	.426	16-38	.421	42-57	.737	6	25	31	2.6	14	69	23	1	18	138	11.5

Player Averages

Games Played	Minutes/game	Points/game	FG Pct	3FG Pct	FT Pct	Rebounds/game	Assists/game	Turnovers/game	Assist/Turnover ratio	Steals/game	Blocks/game
12	32.5	11.5	42.6	42.1	73.7	2.6	5.8	1.9	3.0	1.5	0.1



1 JAYDEN GARDNER

Fifth Year • Forward • 6-6 • 233
Wake Forest, N.C. • Heritage • East Carolina

2022-23 HIGHLIGHTS

- Preseason All-ACC second team
- Malone Award Preseason Top-20 Watch List
- Surpassed 2,000 career points with three points vs. NCCU (11/7/22)
- Recorded 12 points and five rebounds vs. Illinois (11/20/22)
- Scored game-high 26 points (12 of 15 FG) vs. UMES (11/22/22)
- Registered 12 points and 11 rebounds at Michigan (11/29/22)
- Tallied 14 points and eight rebounds vs. JMU (12/6/22)
- Netted 13 points along with six rebounds vs. Houston (12/17/22)
- Recorded 16 points and seven rebounds vs. UAlbany (12/28/22)
- Scored 14 points at Georgia Tech (12/31/22)

GARDNER CAREER STATISTICS

SEASON	TEAM	GP-GS		MIN/AVG		Field Goals		3-Point		F-Throws		Rebounds				Scoring										
		GP	GS	MIN	AVG	FG-FGA	FG%	3FG-3FGA	3FG%	FT-FTA	FT%	OFF	DEF	TOT	AVG	PF-FO	A	TO	BLK	STL	PTS	AVG				
2018-19	ECU	31	31	948	30.6	166	337	.493	2	10	.200	171	228	.750	93	169	262	8.5	88	39	75	14	24	505	16.3	
2019-20	ECU	31	30	1066	34.4	223	428	.521	4	20	.200	160	218	.734	91	194	285	9.2	91	67	83	15	34	610	19.7	
2020-21	ECU	19	18	665	35.0	123	257	.479	3	6	.500	98	133	.737	39	119	158	8.3	42	0	27	45	3	11	347	18.3
2021-22	UVa	35	35	1144	32.7	219	437	.501	3	14	.214	96	121	.793	80	143	223	6.4	74	0	50	52	13	18	537	15.3
2022-23	UVa	12	12	296	24.7	57	103	.553	0	0	.000	30	49	.612	24	44	68	5.7	18	0	7	11	7	12	144	12.0
TOTAL FOR UVa		47	47	1441	30.7	276	540	.511	3	14	.214	126	170	.741	104	187	291	6.2	92	0	57	63	20	30	681	14.5
TOTAL		128	126	4119	32.2	788	1562	.504	12	50	.240	555	749	.741	327	669	996	7.8	313	7	190	266	52	99	2143	16.7

Single Game Highs

Statistic	Value	
Points	35	at UCF 01/13/19
Rebounds	20	at UCF 01/13/19
Assists	4	10 times
Steals	3	4 times
Blocks	3	vs Georgia Tech 02/12/22, at Miami (FL) 02/19/22
FG Made	14	vs Fairleigh Dickinson 12/18/21
FG Attempts	24	vs Temple 02/23/20
3FG Made	2	vs UCF 03/04/21, vs Iowa 11/29/21
3FG Attempts	4	vs SMU 01/11/20, vs Clemson 12/22/21
FT Made	16	vs App State 11/30/18
FT Attempts	19	vs App State 11/30/18

GARDNER 2022-23 GAME-BY-GAME

Opponent	Date	GS	MIN	Total		3-Pointers		Free throws		Rebounds				PF	A	TO	BLK	STL	PTS	AVG	
				FG-FGA	PCT	3FG-3FGA	PCT	FT-FTA	PCT	OFF	DEF	TOT	AVG								
N.C. Central	11/07/2022	*	19:41	0-4	.000	0-0	.000	3-5	.600	4	5	9	9.0	0	0	0	0	0	3	3.0	
Monmouth	11/11/2022	*	15:46	3-7	.429	0-0	.000	3-4	.750	3	2	5	7.0	4	1	0	0	0	9	6.0	
vs Baylor	11/18/2022	*	17:12	1-4	.250	0-0	.000	5-7	.714	0	3	3	5.7	2	2	2	0	1	7	6.3	
vs Illinois	11/20/2022	*	26:46	3-5	.600	0-0	.000	6-9	.667	2	3	5	5.5	1	1	3	0	1	12	7.8	
UMES	11/25/2022	*	25:01	12-15	.800	0-0	.000	2-5	.400	0	3	3	5.0	2	0	0	0	0	26	11.4	
at Michigan	11/29/2022	*	33:07	6-15	.400	0-0	.000	0-0	.000	3	8	11	6.0	1	2	1	0	3	12	11.5	
Florida St.	12/03/2022	*	23:29	5-9	.556	0-0	.000	0-0	.000	5	2	7	6.1	2	0	3	2	2	10	11.3	
James Madison	12/06/2022	*	32:22	5-7	.714	0-0	.000	4-8	.500	2	6	8	6.4	2	0	1	2	2	14	11.6	
Houston	12/17/2022	*	33:17	4-8	.500	0-0	.000	5-6	.833	2	4	6	6.3	0	0	0	1	0	13	11.8	
at Miami (FL)	12/20/2022	*	20:26	4-6	.667	0-0	.000	0-2	.000	0	2	2	5.9	2	0	0	0	2	8	11.4	
UAlbany	12/28/2022	*	27:15	7-11	.636	0-0	.000	2-3	.667	3	4	7	6.0	0	0	0	2	0	16	11.8	
at Georgia Tech	12/31/2022	*	22:01	7-12	.583	0-0	.000	0-0	.000	0	2	2	5.7	2	1	1	0	1	14	12.0	
Totals			12	296:23	57-103	.553	0-0	.000	30-49	.612	24	44	68	5.7	18	7	11	7	12	144	12.0

Player Averages

Games Played	Minutes/game	Points/game	FG Pct	3FG Pct	FT Pct	Rebounds/game	Assists/game	Turnovers/game	Assist/Turnover ratio	Steals/game	Blocks/game
12	24.7	12.0	55.3	0.0	61.2	5.7	0.6	0.9	0.6	1.0	0.6



2 REECE BEEKMAN

Junior • Guard • 6-3 • 190
Baton Rouge, La. • Scotlandville Magnet

2022-23 HIGHLIGHTS

- MVP of Continental Main Event in Las Vegas (11/20/21)
- ACC Player of the Week (11/21/22)
- Netted 10 points with five assists vs. NCCU (11/7/22)
- Had seven points and six assists vs. Monmouth (11/11/22)
- Recorded 10 points and 10 assists vs. Baylor (11/18/22)
- Registered 17 points and three steals vs. Illinois (11/20/22)
- Tallied nine points, five rebounds and four steals vs. UMES (11/25/22)
- Scored team-high 18 points at Michigan (11/29/22)
- Played four minutes before leaving with injury vs. JMU (12/6/22)
- Posted 10 points, nine rebounds and nine assists at Miami (12/20/22)
- Missed the UAlbany (12/28/22) game due to injury

BEEKMAN CAREER STATISTICS

SEASON	TEAM	GP-GS	MIN/AVG	Field Goals		3-Point		F-Throws		Rebounds				Scoring						
				FG-FGA	FG%	3FG-3FGA	3FG%	FT-FTA	FT%	OFF	DEF	TOT	AVG	PF-FO	A	TO	BLK	STL	PTS	AVG
2020-21	UVa	25-20	733/29.3	42-110	.382	9-37	.243	25-33	.758	5	66	71	2.8	37-0	75	29	10	30	118	4.7
2021-22	UVa	35-35	1228/35.1	115-256	.449	22-65	.338	35-46	.761	15	121	136	3.9	62-2	181	50	25	73	287	8.2
2022-23	UVa	11-11	311/28.2	33-75	.440	11-24	.458	25-31	.806	7	32	39	3.5	20-0	55	22	6	15	102	9.3
TOTAL		71-66	2272/32.0	190-441	.431	42-126	.333	85-110	.773	27	219	246	3.5	119-2	311	101	41	118	507	7.1

Single Game Highs

Statistic	Value	
Points	20	vs Clemson 12/22/21
Rebounds	12	at Louisville 03/05/22
Assists	11	vs Louisville 01/24/22
Steals	6	vs Navy 11/09/21
Blocks	2	9 times
FG Made	8	at Pittsburgh 01/19/22
FG Attempts	12	at North Carolina 01/08/22, vs Illinois 11/20/22
3FG Made	3	vs Clemson 12/22/21, at Pittsburgh 01/19/22, at Louisville 03/05/22
3FG Attempts	5	vs Clemson 12/22/21, at Pittsburgh 01/19/22
FT Made	6	vs Illinois 11/20/22
FT Attempts	8	vs Illinois 11/20/22

BEEKMAN 2022-23 GAME-BY-GAME

Opponent	Date	GS	MIN	Total		3-Pointers		Free throws		Rebounds				PF	A	TO	BLK	STL	PTS	AVG
				FG-FGA	PCT	3FG-3FGA	PCT	FT-FTA	PCT	OFF	DEF	TOT	AVG							
N.C. Central	11/07/2022	*	26:05	3-7	.429	2-3	.667	2-2	1.000	0	3	3	3.0	3	5	4	0	1	10	10.0
Monmouth	11/11/2022	*	21:27	2-7	.286	1-4	.250	2-2	1.000	1	1	2	2.5	2	6	1	2	2	7	8.5
vs Baylor	11/18/2022	*	33:32	2-6	.333	2-2	1.000	4-4	1.000	0	1	1	2.0	1	10	3	1	1	10	9.0
vs Illinois	11/20/2022	*	33:35	5-12	.417	1-3	.333	6-8	.750	1	3	4	2.5	2	3	1	0	3	17	11.0
UMES	11/25/2022	*	28:08	3-5	.600	1-1	1.000	2-2	1.000	0	5	5	3.0	0	2	2	1	4	9	10.6
at Michigan	11/29/2022	*	38:06	7-10	.700	1-1	1.000	3-4	.750	1	3	4	3.2	1	5	1	0	1	18	11.8
Florida St.	12/03/2022	*	31:08	1-7	.143	0-3	.000	5-6	.833	0	4	4	3.3	3	5	1	1	0	7	11.1
James Madison	12/06/2022	*	03:47	1-1	1.000	0-0	.000	0-0	.000	0	0	0	2.9	0	1	0	0	0	2	10.0
Houston	12/17/2022	*	33:33	1-5	.200	1-3	.333	1-2	.500	1	2	3	2.9	4	5	3	1	1	4	9.3
at Miami (FL)	12/20/2022	*	34:31	5-9	.556	0-1	.000	0-1	.000	2	7	9	3.5	3	9	4	0	0	10	9.4
at Georgia Tech	12/31/2022	*	26:45	3-6	.500	2-3	.667	0-0	.000	1	3	4	3.5	1	4	2	0	2	8	9.3
Totals		11	310:37	33-75	.440	11-24	.458	25-31	.806	7	32	39	3.5	20	55	22	6	15	102	9.3

Player Averages

Games Played	Minutes/game	Points/game	FG Pct	3FG Pct	FT Pct	Rebounds/game	Assists/game	Turnovers/game	Assist/Turnover ratio	Steals/game	Blocks/game
11	28.2	9.3	44.0	45.8	80.6	3.5	5.0	2.0	2.5	1.4	0.5



4 ARMAAN FRANKLIN

Senior • Guard • 6-4 • 200
Indianapolis, Ind. • Cathedral • Indiana

2022-23 HIGHLIGHTS

- Scored game-high 21 points (4-7 3FGs) vs. NCCU (11/7/22)
- Set career highs in points (26), free throws (9) and free throw attempts (10) vs. Baylor (11/18/22)
- Scored eight points vs. JMU (12/6/22)
- Scored 10 points vs. Houston (12/17/22)
- Tallied 20 points and career-high two blocked vs. UAlbany (12/28/22)
- Scored 11 points along with a career-high five steals at Georgia Tech (12/31/22)

FRANKLIN CAREER STATISTICS

SEASON	TEAM	GP-GS	MIN/AVG	Field Goals		3-Point		F-Throws		Rebo	
				FG-FGA	FG%	3FG-3FGA	3FG%	FT-FTA	FT%	OFF	DEF
2019-20	IND	32-9	441/13.8	39-112	.348	17-64	.266	24-39	.615	2	50
2020-21	IND	22-20	664/30.2	87-203	.429	36-85	.424	40-54	.741	13	78
2021-22	UVa	35-34	1031/29.5	140-357	.392	53-179	.296	57-75	.760	11	86
2022-23	UVa	12-12	322/26.8	41-104	.394	23-58	.397	24-29	.828	5	37
TOTAL FOR UVa		47-46	1353/28.8	181-461	.393	76-237	.321	81-104	.779	16	123
TOTAL		101-75	2457/24.3	307-776	.396	129-386	.334	145-197	.736	31	251

Single Game Highs


Statistic	Value	
Points	26	vs Baylor 11/18/22
Rebounds	8	4 times
Assists	8	vs Western Ill. 11/05/19
Steals	5	at Georgia Tech 12/31/22

FRANKLIN 2022-23 GAME-BY-GAME

Opponent	Date	GS	MIN	Total		3-Pointers		Free throws		Rebounds				PF	A	TO	BLK	STL	PTS	AVG	
				FG-FGA	PCT	3FG-3FGA	PCT	FT-FTA	PCT	OFF	DEF	TOT	AVG								
N.C. Central	11/07/2022	*	34:52	5-9	.556	4-7	.571	7-8	.875	1	3	4	4.0	1	1	0	0	0	21	21.0	
Monmouth	11/11/2022	*	18:22	3-6	.500	2-4	.500	0-0	.000	0	3	3	3.5	3	0	2	0	0	8	14.5	
vs Baylor	11/18/2022	*	33:26	7-12	.583	3-6	.500	9-10	.900	1	3	4	3.7	2	1	1	0	3	26	18.3	
vs Illinois	11/20/2022	*	33:50	4-12	.333	1-5	.200	0-0	.000	0	5	5	4.0	3	0	2	0	2	9	16.0	
UMES	11/25/2022	*	27:21	2-6	.333	1-4	.250	0-0	.000	0	4	4	4.0	0	3	0	0	0	5	13.8	
at Michigan	11/29/2022	*	25:58	1-6	.167	0-2	.000	0-2	.000	0	4	4	4.0	2	0	1	0	0	2	11.8	
Florida St.	12/03/2022	*	21:53	3-7	.429	2-4	.500	1-2	.500	0	2	2	3.7	3	0	3	1	0	9	11.4	
James Madison	12/06/2022	*	26:15	3-8	.375	2-5	.400	0-0	.000	0	3	3	3.6	4	2	1	0	1	8	11.0	
Houston	12/17/2022	*	24:10	3-6	.500	2-3	.667	2-2	1.000	0	6	6	3.9	1	0	1	0	0	10	10.9	
at Miami (FL)	12/20/2022	*	13:04	0-7	.000	0-3	.000	0-0	.000	0	2	2	3.7	0	0	0	1	0	0	9.8	
UAlbany	12/28/2022	*	31:08	7-13	.538	3-6	.500	3-3	1.000	1	1	2	3.5	0	0	1	2	0	20	10.7	
at Georgia Tech	12/31/2022	*	31:28	3-12	.250	3-9	.333	2-2	1.000	2	1	3	3.5	1	4	0	0	5	11	10.8	
Totals			12	321:46	41-104	.394	23-58	.397	24-29	.828	5	37	42	3.5	20	11	12	4	11	129	10.8

Player Averages

Games Played	Minutes/game	Points/game	FG Pct	3FG Pct	FT Pct	Rebounds/game	Assists/game	Turnovers/game	Assist/Turnover ratio	Steals/game	Blocks/game
12	26.8	10.8	39.4	39.7	82.8	3.5	0.9	1.0	0.9	0.9	0.3



5 BEN VANDER PLAS

Graduate Student • Forward • 6-8 • 236
Ripon, Wis. • Ripon • Ohio University

2022-23 HIGHLIGHTS

- Recorded seven points and four rebounds in UVA debut vs. NCCU (11/7/22)
- Tallied 10 points, three rebounds and three assists vs. Monmouth (11/11/22)
- Scored 14 points vs. Baylor (11/18/22)
- Tallied eight points and game-high 10 rebounds vs. Illinois (11/20/22)
- Scored 10 points at Michigan (11/29/22)
- Netted 20 points (4-9 3FG) at Miami (12/20/22)
- Secured his 800th career rebound at Georgia Tech (12/31/22)

VANDER PLAS CAREER STATISTICS

SEASON	TEAM	GP-GS	MIN/AVG	Field Goals		3-Point		F-Throws		Rebounds				Scoring						
				FG-FGA	FG%	3FG-3FGA	3FG%	FT-FTA	FT%	OFF	DEF	TOT	AVG	PF-FO	A	TO	BLK	STL	PTS	AVG
2018-19	Ohio	31-1	718/23.2	94-231	.407	50-162	.309	29-41	.707	40	122	162	5.2	55-0	48	33	15	28	267	8.6
2019-20	Ohio	31-31	1022/33.0	183-372	.492	41-137	.299	80-135	.593	39	175	214	6.9	84-2	86	89	21	32	487	15.7
2020-21	Ohio	25-25	845/33.8	114-263	.433	51-146	.349	42-55	.764	19	126	145	5.8	60-1	94	58	15	36	321	12.8
2021-22	Ohio	35-35	1237/35.4	166-362	.459	67-198	.338	98-138	.710	40	197	237	6.8	81-3	107	63	16	62	497	14.2
2022-23	Uva	12-1	267/22.2	27-67	.403	13-42	.310	20-32	.625	10	37	47	3.9	19-0	17	7	4	5	87	7.3
TOTAL FOR UVA		12-1	267/22.2	27-67	.403	13-42	.310	20-32	.625	10	37	47	3.9	19-0	17	7	4	5	87	7.3
TOTAL		134-93	4089/30.5	584-1295	.451	222-685	.324	269-401	.671	148	657	805	6.0	299-6	352	250	71	163	1659	12.4

Single Game Highs


Statistic	Value
Points	30 vs Miami (OH) 02/15/22
Rebounds	13 at Central Mich. 02/16/19, at Western Mich. 01/04/20
Assists	10 vs Central Mich. 02/22/22
Steals	4 10 times
Blocks	2 12 times
FG Made	11 at Buffalo 01/14/20, vs Toledo 03/12/21
FG Attempts	20 at Buffalo 01/14/20
3FG Made	6 at Akron 03/02/19, vs Kent St. 01/07/22
3FG Attempts	11 at Bowling Green 03/01/22
FT Made	9 vs Miami (OH) 02/15/22, at NIU 03/04/22
FT Attempts	12 vs Central Mich. 03/09/20

VANDER PLAS 2022-23 GAME-BY-GAME

Opponent	Date	GS	MIN	Total		3-Pointers		Free throws		Rebounds				PF	A	TO	BLK	STL	PTS	AVG
				FG-FGA	PCT	3FG-3FGA	PCT	FT-FTA	PCT	OFF	DEF	TOT	AVG							
N.C. Central	11/07/2022		22:52	2-5	.400	2-4	.500	1-2	.500	0	4	4	4.0	1	2	0	1	1	7	7.0
Monmouth	11/11/2022		19:11	3-4	.750	2-3	.667	2-3	.667	0	3	3	3.5	1	3	0	1	0	10	8.5
vs Baylor	11/18/2022		24:06	4-5	.800	2-3	.667	4-6	.667	0	2	2	3.0	1	1	1	0	1	14	10.3
vs Illinois	11/20/2022		24:10	0-3	.000	0-3	.000	8-9	.889	2	8	10	4.8	2	2	1	0	0	8	9.8
UMES	11/25/2022		19:07	1-3	.333	0-0	.000	0-1	.000	3	4	7	5.2	3	2	0	0	1	2	8.2
at Michigan	11/29/2022		24:23	4-5	.800	1-1	1.000	1-2	.500	0	0	0	4.3	1	1	1	0	0	10	8.5
Florida St.	12/03/2022		26:36	3-11	.273	1-5	.200	0-0	.000	1	3	4	4.3	2	1	0	1	0	7	8.3
James Madison	12/06/2022		25:55	1-4	.250	0-3	.000	1-2	.500	0	5	5	4.4	2	1	2	0	0	3	7.6
Houston	12/17/2022		16:59	0-7	.000	0-6	.000	0-0	.000	0	0	0	3.9	0	1	1	0	0	0	6.8
at Miami (FL)	12/20/2022		27:18	7-13	.538	4-9	.444	2-3	.667	2	2	4	3.9	3	2	1	0	0	20	8.1
UAlbany	12/28/2022	*	15:06	1-4	.250	1-4	.250	0-2	.000	1	1	2	3.7	3	1	0	1	0	3	7.6
at Georgia Tech	12/31/2022		21:04	1-3	.333	0-1	.000	1-2	.500	1	5	6	3.9	0	0	0	0	2	3	7.3
Totals		1	266:47	27-67	.403	13-42	.310	20-32	.625	10	37	47	3.9	19	17	7	4	5	87	7.3

Player Averages

Games Played	Minutes/game	Points/game	FG Pct	3FG Pct	FT Pct	Rebounds/game	Assists/game	Turnovers/game	Assist/Turnover ratio	Steals/game	Blocks/game
12	22.2	7.3	40.3	31.0	62.5	3.9	1.4	0.6	2.4	0.4	0.3



10 TAINÉ MURRAY

Sophomore • Guard • 6-5 • 205
Auckland, N.Z. • Rosmini College

2022-23 HIGHLIGHTS

- Netted seven points in 16 minutes vs. Monmouth (11/11/22)
- Played 12 minutes vs. UMES (11/25/22)
- Played three minutes vs. JMU (12/6/22)
- Scored two points in nine minutes of action at Miami (12/20/22)
- Played four minutes at Georgia Tech (12/31/22)

MURRAY CAREER STATISTICS

SEASON	TEAM	GP-GS	MIN/AVG	Field Goals		3-Point		F-Throws		Rebounds				Scoring						
				FG-FGA	FG%	3FG-3FGA	3FG%	FT-FTA	FT%	OFF	DEF	TOT	AVG	PF	FO	A	TO	BLK	STL	PTS
2021-22	UVa	19-0	143/7.5	13-33	.394	8-23	.348	4-8	.500	6	11	17	0.9	14-0	2	4	1	2	38	2.0
2022-23	UVa	7-0	60/8.5	4-13	.308	1-9	.111	3-4	.750	0	9	9	1.3	5-0	3	1	2	0	12	1.7
TOTAL		26-0	203/7.8	17-46	.370	9-32	.281	7-12	.583	6	20	26	1.0	19-0	5	5	3	2	50	1.9

Single Game Highs

Statistic	Value	
Points	14	vs Iowa 11/29/21
Rebounds	4	vs UMES 11/25/22
Assists	1	5 times
Steals	1	vs Radford 11/12/21, at NC State 01/22/22
Blocks	1	vs Pittsburgh 12/03/21, vs Monmouth 11/11/22, vs James Madison 12/06/22
FG Made	5	vs Iowa 11/29/21
FG Attempts	7	vs Iowa 11/29/21
3FG Made	4	vs Iowa 11/29/21
3FG Attempts	6	vs Iowa 11/29/21
FT Made	2	at Clemson 01/04/22, vs UAlbany 12/28/22
FT Attempts	2	5 times

MURRAY 2022-23 GAME-BY-GAME

Opponent	Date	GS	MIN	Total		3-Pointers		Free throws		Rebounds				PF	A	TO	BLK	STL	PTS	AVG
				FG-FGA	PCT	3FG-3FGA	PCT	FT-FTA	PCT	OFF	DEF	TOT	AVG							
N.C. Central	11/07/2022		02:13	0-0	.000	0-0	.000	0-0	.000	0	1	1	1.0	0	0	0	0	0	0	0.0
Monmouth	11/11/2022		16:04	3-6	.500	1-3	.333	0-0	.000	0	0	0	0.5	2	1	0	1	0	7	3.5
UMES	11/25/2022		12:04	0-3	.000	0-3	.000	1-2	.500	0	4	4	1.7	2	1	0	0	0	1	2.7
James Madison	12/06/2022		03:09	0-0	.000	0-0	.000	0-0	.000	0	0	0	1.3	0	1	0	1	0	0	2.0
at Miami (FL)	12/20/2022		08:54	1-1	1.000	0-0	.000	0-0	.000	0	1	1	1.2	1	0	1	0	0	2	2.0
UAlbany	12/28/2022		13:15	0-2	.000	0-2	.000	2-2	1.000	0	3	3	1.5	0	0	0	0	0	2	2.0
at Georgia Tech	12/31/2022		04:09	0-1	.000	0-1	.000	0-0	.000	0	0	0	1.3	0	0	0	0	0	1.7	
Totals		0	59:48	4-13	.308	1-9	.111	3-4	.750	0	9	9	1.3	5	3	1	2	0	12	1.7

Player Averages

Games Played	Minutes/game	Points/game	FG Pct	3FG Pct	FT Pct	Rebounds/game	Assists/game	Turnovers/game	Assist/Turnover ratio	Steals/game	Blocks/game
7	8.5	1.7	30.8	11.1	75.0	1.3	0.4	0.1	3.0	0.0	0.3



11 ISAAC MCKNEELY

Freshman • Guard • 6-4 • 179
Poca, W.Va. • Poca

2022-23 HIGHLIGHTS

- Scored three points in collegiate debut vs. NCCU (11/7/22)
- Game-high 15 points (4 of 6 3FG) vs. Monmouth (11/11/22)
- Tallied six points and three rebounds vs. UMES (11/25/22)
- Scored four points vs. JMU (12/6/22)
- Netted nine points (2 of 5 3FG) vs. Houston (12/17/22)
- Scored nine points (3 of 5 3FG) along with four rebounds at Georgia Tech (12/31/22)

MCKNEELY CAREER STATISTICS

SEASON	TEAM	GP-GS	MIN	Field Goals		3-Point		F-Throws		Rebounds				Scoring						
				FG-FGA	FG%	3FG-3FGA	3FG%	FT-FTA	FT%	OFF	DEF	TOT	AVG	PF-FO	A	TO	BLK	STL	PTS	AVG
2022-23	UVa	12-1	251/20.9	20-61	.328	16-46	.348	7-11	.636	4	23	27	2.3	12-0	11	12	1	4	63	5.3
TOTAL		12-1	251/20.9	20-61	.328	16-46	.348	7-11	.636	4	23	27	2.3	12-0	11	12	1	4	63	5.3

Single Game Highs


Statistic	Value
Points	15 vs Monmouth 11/11/22
Rebounds	5 vs Florida St. 12/03/22, at Miami (FL) 12/20/22
Assists	3 at Miami (FL) 12/20/22
Steals	1 4 times
Blocks	1 vs N.C. Central 11/07/22
FG Made	5 vs Monmouth 11/11/22
FG Attempts	9 at Miami (FL) 12/20/22
3FG Made	4 vs Monmouth 11/11/22
3FG Attempts	7 at Miami (FL) 12/20/22
FT Made	2 at Miami (FL) 12/20/22
FT Attempts	3 vs Monmouth 11/11/22

MCKNEELY 2022-23 GAME-BY-GAME

Opponent	Date	GS	MIN	Total		3-Pointers		Free throws		Rebounds				PF	A	TO	BLK	STL	PTS	AVG
				FG-FGA	PCT	3FG-3FGA	PCT	FT-FTA	PCT	OFF	DEF	TOT	AVG							
N.C. Central	11/07/2022		22:42	1-4	.250	1-4	.250	0-0	.000	0	1	1	1.0	1	0	1	1	0	3	3.0
Monmouth	11/11/2022		27:36	5-8	.625	4-6	.667	1-3	.333	0	2	2	1.5	0	1	0	0	0	15	9.0
vs Baylor	11/18/2022		11:13	0-1	.000	0-0	.000	0-0	.000	0	0	0	1.0	1	2	0	0	0	0	6.0
vs Illinois	11/20/2022		15:03	1-3	.333	1-2	.500	0-0	.000	0	0	0	0.8	1	0	0	0	0	3	5.3
UMES	11/25/2022		11:59	2-6	.333	2-4	.500	0-0	.000	0	3	3	1.2	2	0	1	0	0	6	5.4
at Michigan	11/29/2022		09:39	0-1	.000	0-1	.000	0-0	.000	0	0	0	1.0	1	0	1	0	0	0	4.5
Florida St.	12/03/2022		18:44	1-5	.200	1-4	.250	1-2	.500	2	3	5	1.6	0	0	2	0	1	4	4.4
James Madison	12/06/2022		25:57	1-6	.167	1-5	.200	1-2	.500	1	1	2	1.6	0	1	1	0	1	4	4.4
Houston	12/17/2022		24:46	3-6	.500	2-5	.400	1-1	1.000	0	2	2	1.7	1	0	0	0	0	9	4.9
at Miami (FL)	12/20/2022		30:43	1-9	.111	1-7	.143	2-2	1.000	0	5	5	2.0	1	3	2	0	1	5	4.9
UAlbany	12/28/2022	*	27:56	2-7	.286	0-3	.000	1-1	1.000	0	3	3	2.1	2	2	1	0	1	5	4.9
at Georgia Tech	12/31/2022		24:28	3-5	.600	3-5	.600	0-0	.000	1	3	4	2.3	2	2	3	0	0	9	5.3
Totals		1	250:46	20-61	.328	16-46	.348	7-11	.636	4	23	27	2.3	12	11	12	1	4	63	5.3

Player Averages

Games Played	Minutes/game	Points/game	FG Pct	3FG Pct	FT Pct	Rebounds/game	Assists/game	Turnovers/game	Assist/Turnover ratio	Steals/game	Blocks/game
12	20.9	5.3	32.8	34.8	63.6	2.3	0.9	1.0	0.9	0.3	0.1



12 CHASE COLEMAN

Senior • Guard • 5-10 • 165
Norfolk, Va. • Maury

2022-23 HIGHLIGHTS

- Dished two assists in nine minutes vs. Monmouth (11/11/22)
- Scored three points in five minutes of action vs. UMES (11/25/22)
- Played five minutes vs. UAlbany (12/28/22)
- Made 1 of 2 free throws in three minutes at Georgia Tech (12/31/22)

COLEMAN CAREER STATISTICS

SEASON	TEAM	GP-GS	MIN	Field Goals		3-Point		F-Throws		Rebounds				Scoring							
				FG-FGA	FG%	3FG-3FGA	3FG%	FT-FTA	FT%	OFF	DEF	TOT	AVG	PF	FO	A	TO	BLK	STL	PTS	AVG
2019-20	UVa	17-0	87	5-18	.278	2-8	.250	0-0	.000	0	8	8	0.5	9	4	7	0	5	12	0.7	
2020-21	UVa	5-0	7	1-1	1.000	0-0	.000	0-0	.000	0	1	1	0.2	1	0	0	0	0	2	0.4	
2021-22	UVa	4-0	7	1-2	.500	0-1	.000	0-0	.000	0	0	0	0.0	0	0	2	0	1	2	0.5	
2022-23	UVa	4-0	21	1-5	.200	1-3	.333	1-3	.333	0	0	0	0.0	2	0	4	2	0	0	4	1.0
TOTAL		30-0	122	8-26	.308	3-12	.250	1-3	.333	0	9	9	0.3	12	0	11	0	6	20	0.7	

Single Game Highs

Statistic	Value
Points	3 vs Virginia Tech 01/04/20, vs Arizona St. 11/24/19, vs UMES 11/25/22
Rebounds	2 vs Massachusetts 11/23/19
Assists	2 vs Monmouth 11/11/22
Steals	1 6 times
FG Made	1 8 times
FG Attempts	3 vs James Madison 11/10/19, vs Arizona St. 11/24/19
3FG Made	1 vs Virginia Tech 01/04/20, vs Arizona St. 11/24/19, vs UMES 11/25/22
3FG Attempts	2 at Boston College 01/07/20, vs Arizona St. 11/24/19
FT Made	1 at Georgia Tech 12/31/22
FT Attempts	2 at Georgia Tech 12/31/22

COLEMAN 2022-23 GAME-BY-GAME

Opponent	Date	GS	MIN	Total		3-Pointers		Free throws		Rebounds				Other							
				FG-FGA	PCT	3FG-3FGA	PCT	FT-FTA	PCT	OFF	DEF	TOT	AVG	PF	A	TO	BLK	STL	PTS	AVG	
Monmouth	11/11/2022		08:30	0-1	.000	0-1	.000	0-1	.000	0	0	0	0.0	1	2	1	0	0	0	0	0.0
UMES	11/25/2022		04:42	1-2	.500	1-1	1.000	0-0	.000	0	0	0	0.0	0	1	1	0	0	0	3	1.5
UAlbany	12/28/2022		05:10	0-2	.000	0-1	.000	0-0	.000	0	0	0	0.0	0	1	0	0	0	0	0	1.0
at Georgia Tech	12/31/2022		02:34	0-0	.000	0-0	.000	1-2	.500	0	0	0	0.0	1	0	0	0	0	0	1	1.0
Totals			0 20:56	1-5	.200	1-3	.333	1-3	.333	0	0	0	0.0	2	4	2	0	0	0	4	1.0

Player Averages

Games Played	Minutes/game	Points/game	FG Pct	3FG Pct	FT Pct	Rebounds/game	Assists/game	Turnovers/game	Assist/Turnover ratio	Steals/game	Blocks/game
4	5.2	1.0	20.0	33.3	33.3	0.0	1.0	0.5	2.0	0.0	0.0



13 RYAN DUNN

Freshman • Guard • 6-8 • 208
Freeport, N.Y. • Perkiomen School

2022-23 HIGHLIGHTS

- Tallied 13 points, six rebounds, three blocks and two steals in collegiate debut vs. Monmouth (11/11/22)
- Played 12 minutes vs. UMES (11/25/22)
- Scored four points (4 of 4 FT) and had five rebounds in 15 minutes vs. FSU (12/3/22)
- Recorded four points, five rebounds and three blocks in 18 minutes vs. JMU (12/6/22)
- Recorded two points, three rebounds and one block at Georgia Tech (12/31/22)

DUNN CAREER STATISTICS

		Field Goals		3-Point		F-Throws		Rebounds				Scoring									
SEASON	TEAM	GP-GS	MIN/AVG	FG-FGA	FG%	3FG-3FGA	3FG%	FT-FTA	FT%	OFF	DEF	TOT	AVG	PF	FO	A	TO	BLK	STL	PTS	AVG
2022-23	UVa	11-0	136/12.4	10-20	.500	2-6	.333	6-9	.667	3	24	27	2.5	12-0	3	4	11	2	28	2.5	
TOTAL		11-0	136/12.4	10-20	.500	2-6	.333	6-9	.667	3	24	27	2.5	12-0	3	4	11	2	28	2.5	

Single Game Highs

Statistic	Value	
Points	13	vs Monmouth 11/11/22
Rebounds	6	vs Monmouth 11/11/22
Assists	2	vs Monmouth 11/11/22
Steals	2	vs Monmouth 11/11/22
Blocks	3	vs Monmouth 11/11/22, vs James Madison 12/06/22
FG Made	5	vs Monmouth 11/11/22
FG Attempts	6	vs Monmouth 11/11/22
3FG Made	1	vs Monmouth 11/11/22, vs Baylor 11/18/22
3FG Attempts	2	vs James Madison 12/06/22
FT Made	4	vs Florida St. 12/03/22
FT Attempts	4	vs Monmouth 11/11/22, vs Florida St. 12/03/22

DUNN 2022-23 GAME-BY-GAME

Opponent	Date	GS	MIN	Total		3-Pointers		Free throws		Rebounds				PF						
				FG-FGA	PCT	3FG-3FGA	PCT	FT-FTA	PCT	OFF	DEF	TOT	AVG	PF	A	TO	BLK	STL	PTS	AVG
Monmouth	11/11/2022		26:42	5-6	.833	1-1	1.000	2-4	.500	1	5	6	6.0	3	2	0	3	2	13	13.0
vs Baylor	11/18/2022		06:34	1-2	.500	1-1	1.000	0-1	.000	0	0	0	3.0	1	0	0	0	0	3	8.0
vs Illinois	11/20/2022		03:22	0-0	.000	0-0	.000	0-0	.000	0	1	1	2.3	0	0	0	0	0	0	5.3
UMES	11/25/2022		11:43	0-2	.000	0-1	.000	0-0	.000	0	0	0	1.8	0	0	1	1	0	0	4.0
at Michigan	11/29/2022		04:34	0-0	.000	0-0	.000	0-0	.000	0	1	1	1.6	0	0	0	0	0	0	3.2
Florida St.	12/03/2022		15:05	0-0	.000	0-0	.000	4-4	1.000	0	5	5	2.2	3	0	0	1	0	4	3.3
James Madison	12/06/2022		18:40	2-5	.400	0-2	.000	0-0	.000	0	5	5	2.6	3	0	0	3	0	4	3.4
Houston	12/17/2022		03:08	0-0	.000	0-0	.000	0-0	.000	0	1	1	2.4	0	0	0	0	0	0	3.0
at Miami (FL)	12/20/2022		16:28	0-2	.000	0-0	.000	0-0	.000	1	1	2	2.3	1	0	0	1	0	0	2.7
UAlbany	12/28/2022		18:02	1-2	.500	0-1	.000	0-0	.000	0	3	3	2.4	1	0	2	1	0	2	2.6
at Georgia Tech	12/31/2022		11:44	1-1	1.000	0-0	.000	0-0	.000	1	2	3	2.5	0	1	1	1	0	2	2.5
Totals		0	136:02	10-20	.500	2-6	.333	6-9	.667	3	24	27	2.5	12	3	4	11	2	28	2.5

Player Averages

Games Played	Minutes/game	Points/game	FG Pct	3FG Pct	FT Pct	Rebounds/game	Assists/game	Turnovers/game	Assist/Turnover ratio	Steals/game	Blocks/game
11	12.4	2.5	50.0	33.3	66.7	2.5	0.3	0.4	0.8	0.2	1.0



21 KADIN SHEDRICK

RS Junior • Forward • 6-11 • 231
Holly Springs, N.C. • Holly Springs

2022-23 HIGHLIGHTS

- Tallied 10 points, seven rebounds, two steals and two blocks vs. NCCU (11/7/22)
- Scored nine points along with a game-high seven rebounds vs. Monmouth (11/11/22)
- Registered 17 points and two blocks vs. Baylor (11/18/22)
- Recorded 13 points (4-4 FG, 5-5 FT), three steals and two blocks vs. UMES (11/25/22)
- Tallied 12 points (5-6 FG) and two steals at Michigan (11/29/22)
- Blocked four shots vs. FSU (12/3/22) and JMU (12/6/22)
- Scored team-high 16 points vs. Houston (12/17/22)
- Netted eight points and six rebounds vs. UAlbany (12/28/22)
- Had 11 points, four rebounds and two blocks at Georgia Tech (12/31/22)

SHEDRICK CAREER STATISTICS

SEASON TEAM	GP-GS	MIN/AVG	Field Goals			3-Point			F-Throws		Rebounds				Scoring				
			FG-FGA	FG%	3FG-3FGA	3FG%	FT-FTA	FT%	OFF	DEF	TOT	AVG	PF-FO	A	TO	BLK	STL	PTS	AVG
2020-21 UVa	11-0	87/7.9	11-21	.524	0-1	.000	6-9	.667	12	12	24	2.2	14-0	3	6	4	2	28	2.5
2021-22 UVa	35-19	727/20.8	91-142	.641	0-1	.000	61-86	.709	55	123	178	5.1	97-2	8	31	67	20	243	6.9
2022-23 UVa	12-11	266/22.2	38-55	.691	1-3	.333	33-40	.825	15	37	52	4.3	33-2	9	10	21	15	110	9.2
TOTAL	58-30	1080/18.6	140-218	.642	1-5	.200	100-135	.741	82	172	254	4.4	144-4	20	47	92	37	381	6.6

Single Game Highs

Statistic	Value	
Points	20	at Louisville 03/05/22
Rebounds	13	at Miami (FL) 02/19/22
Assists	2	vs Gonzaga 12/26/20, at Miami (FL) 02/19/22, vs N.C. Central 11/07/22
Steals	3	vs Navy 11/09/21, vs Monmouth 11/11/22, vs UMES 11/25/22
Blocks	6	vs Clemson 12/22/21
FG Made	8	at Duke 02/07/22, at Louisville 03/05/22
FG Attempts	9	at Louisville 03/05/22
3FG Made	1	at Michigan 11/29/22
3FG Attempts	1	5 times
FT Made	10	vs Radford 11/12/21
FT Attempts	10	vs Radford 11/12/21

SHEDRICK 2022-23 GAME-BY-GAME

Opponent	Date	GS	MIN	Total		3-Pointers		Free throws		Rebounds				PF A TO BLK STL				PTS		AVG
				FG-FGA	PCT	3FG-3FGA	PCT	FT-FTA	PCT	OFF	DEF	TOT	AVG	PF	A	TO	BLK	STL	PTS	
N.C. Central	11/07/2022	*	27:15	3-6	.500	0-1	.000	4-4	1.000	2	5	7	7.0	3	2	0	2	2	10	10.0
Monmouth	11/11/2022	*	20:54	2-4	.500	0-0	.000	5-6	.833	2	5	7	7.0	2	0	1	1	3	9	9.5
vs Baylor	11/18/2022	*	32:16	6-6	1.000	0-0	.000	5-7	.714	0	3	3	5.7	5	1	2	2	2	17	12.0
vs Illinois	11/20/2022	*	19:21	2-3	.667	0-0	.000	3-4	.750	1	5	6	5.8	2	1	2	1	0	7	10.8
UMES	11/25/2022	*	17:01	4-4	1.000	0-0	.000	5-5	1.000	3	0	3	5.2	0	1	1	2	3	13	11.2
at Michigan	11/29/2022	*	22:14	5-6	.833	1-1	1.000	1-3	.333	0	1	1	4.5	5	0	0	0	2	12	11.3
Florida St.	12/03/2022	*	23:50	1-3	.333	0-0	.000	1-2	.500	2	4	6	4.7	4	0	0	4	0	3	10.1
James Madison	12/06/2022	*	24:59	1-3	.333	0-1	.000	0-0	.000	0	5	5	4.8	2	1	1	4	1	2	9.1
Houston	12/17/2022	*	28:49	7-8	.875	0-0	.000	2-2	1.000	2	1	3	4.6	3	1	1	1	0	16	9.9
at Miami (FL)	12/20/2022	*	10:43	1-2	.500	0-0	.000	0-0	.000	0	1	1	4.2	2	0	1	1	0	2	9.1
UAlbany	12/28/2022	*	22:00	3-6	.500	0-0	.000	2-2	1.000	1	5	6	4.4	1	1	0	1	1	8	9.0
at Georgia Tech	12/31/2022	*	16:53	3-4	.750	0-0	.000	5-5	1.000	2	2	4	4.3	4	1	1	2	1	11	9.2
Totals		11	266:15	38-55	.691	1-3	.333	33-40	.825	15	37	52	4.3	33	9	10	21	15	110	9.2

Player Averages

Games Played	Minutes/game	Points/game	FG Pct	3FG Pct	FT Pct	Rebounds/game	Assists/game	Turnovers/game	Assist/Turnover ratio	Steals/game	Blocks/game
12	22.2	9.2	69.1	33.3	82.5	4.3	0.8	0.8	0.9	1.3	1.8



22 FRANCISCO CAFFARO

RS Senior • Center • 7-1 • 254
 Santa Fe, Argentina • NBA Global Academy

2022-23 HIGHLIGHTS

- Tallied 10 points and four rebounds vs. NCCU (11/7/22)
- Missed Monmouth game due to participation with Argentina National Team at World Cup qualifier in the Dominican Republic on Nov. 10
- Scored nine points along with six rebounds for Argentina in a World Cup qualifier vs. the Dominican Republic on Nov. 10
- Recorded four points and two rebounds at Miami (12/20/22)

CAFFARO CAREER STATISTICS

SEASON TEAM	GP-GS	MIN/AVG	Field Goals		3-Point		F-Throws		Rebounds				Scoring						
			FG-FGA	FG%	3FG-3FGA	3FG%	FT-FTA	FT%	OFF	DEF	TOT	AVG	PF-FO	A	TO	BLK	STL	PTS	AVG
2019-20 UVa	20-2	150/7.5	9-17	.529	0-0	.000	10-15	.667	10	14	24	1.2	24-0	0	9	5	2	28	1.4
2020-21 UVa	17-0	117/6.9	6-12	.500	0-0	.000	8-10	.800	9	12	21	1.2	16-0	2	7	1	0	20	1.2
2021-22 UVa	35-16	620/17.7	55-105	.524	0-0	.000	41-68	.603	55	107	162	4.6	79-3	8	32	11	7	151	4.3
2022-23 UVa	9-0	73/8.1	8-10	.800	0-0	.000	6-12	.500	7	9	16	1.8	14-0	1	5	1	0	22	2.4
TOTAL	81-18	960/11.9	78-144	.542	0-0	.000	65-105	.619	81	142	223	2.8	133-3	11	53	18	9	221	2.7

Single Game Highs

Statistic	Value	
Points	16	vs Virginia Tech 01/12/22
Rebounds	12	at Notre Dame 01/29/22
Assists	1	11 times
Steals	2	at Notre Dame 01/29/22
Blocks	2	vs Fairleigh Dickinson 12/18/21, vs Florida St. 02/26/22
FG Made	5	vs Virginia Tech 01/12/22, at Notre Dame 01/29/22
FG Attempts	9	vs Wake Forest 01/15/22, at Notre Dame 01/29/22
FT Made	6	vs Virginia Tech 01/12/22
FT Attempts	10	vs Virginia Tech 01/12/22

CAFFARO 2022-23 GAME-BY-GAME

Opponent	Date	GS	MIN	Total		3-Pointers		Free throws		Rebounds				PF	A	TO	BLK	STL	PTS	AVG
				FG-FGA	PCT	3FG-3FGA	PCT	FT-FTA	PCT	OFF	DEF	TOT	AVG							
N.C. Central	11/07/2022		10:12	3-3	1.000	0-0	.000	4-5	.800	1	3	4	4.0	2	1	0	0	0	10	10.0
vs Baylor	11/18/2022		06:18	1-1	1.000	0-0	.000	0-0	.000	2	0	2	3.0	2	0	0	0	0	2	6.0
vs Illinois	11/20/2022		09:43	1-1	1.000	0-0	.000	0-0	.000	1	1	2	2.7	2	0	1	1	0	2	4.7
UMES	11/25/2022		11:53	1-1	1.000	0-0	.000	0-0	.000	1	1	2	2.5	1	0	1	0	0	2	4.0
at Michigan	11/29/2022		03:57	0-1	.000	0-0	.000	0-0	.000	0	0	0	2.0	3	0	1	0	0	0	3.2
Florida St.	12/03/2022		03:48	0-0	.000	0-0	.000	0-0	.000	1	1	2	2.0	0	0	0	0	0	0	2.7
at Miami (FL)	12/20/2022		07:53	1-1	1.000	0-0	.000	2-2	1.000	1	1	2	2.0	2	0	1	0	0	4	2.9
UAlbany	12/28/2022		13:27	1-1	1.000	0-0	.000	0-5	.000	0	2	2	2.0	1	0	1	0	0	2	2.8
at Georgia Tech	12/31/2022		05:46	0-1	.000	0-0	.000	0-0	.000	0	0	0	1.8	1	0	0	0	0	0	2.4
Totals		0	72:57	8-10	.800	0-0	.000	6-12	.500	7	9	16	1.8	14	1	5	1	0	22	2.4

Player Averages

Games Played	Minutes/ game	Points/ game	FG Pct	3FG Pct	FT Pct	Rebounds/ game	Assists/ game	Turnovers/ game	Assist/Turnover ratio	Steals/ game	Blocks/ game
9	8.1	2.4	80.0	0.0	50.0	1.8	0.1	0.6	0.2	0.0	0.1



24 TRISTAN HOW

Junior • Forward • 6-7 • 202
Virginia Beach, Va. • Norfolk Collegiate

2022-23 HIGHLIGHTS

- Scored three points along with three rebounds in collegiate debut vs. Monmouth (11/11/22)
- Totaled three rebounds in three minutes at Georgia Tech (12/31/22)

HOW CAREER STATISTICS

SEASON	TEAM	GP-GS	MIN/AVG	Field Goals		3-Point		F-Throws		Rebounds				Scoring						
				FG-FGA	FG%	3FG-3FGA	3FG%	FT-FTA	FT%	OFF	DEF	TOT	AVG	PF	FO	A	TO	BLK	STL	PTS
2022-23	UVa	2-0	8/3.8	1-4	.250	0-0	.000	1-4	.250	3	3	6	3.0	2-0	0	0	0	0	3	1.5
TOTAL		2-0	8/3.8	1-4	.250	0-0	.000	1-4	.250	3	3	6	3.0	2-0	0	0	0	0	3	1.5

Single Game Highs

Statistic	Value
Points	3 vs Monmouth 11/11/22
Rebounds	3 vs Monmouth 11/11/22, at Georgia Tech 12/31/22
FG Made	1 vs Monmouth 11/11/22
FG Attempts	3 at Georgia Tech 12/31/22
FT Made	1 vs Monmouth 11/11/22
FT Attempts	2 vs Monmouth 11/11/22, at Georgia Tech 12/31/22

HOW 2022-23 GAME-BY-GAME

Opponent	Date	GS	MIN	Total		3-Pointers		Free throws		Rebounds				PF			STL		PTS	
				FG-FGA	PCT	3FG-3FGA	PCT	FT-FTA	PCT	OFF	DEF	TOT	AVG	A	TO	BLK	STL	PTS	AVG	
Monmouth	11/11/2022		05:02	1-1	1.000	0-0	.000	1-2	.500	1	2	3	3.0	1	0	0	0	0	3	3.0
at Georgia Tech	12/31/2022		02:34	0-3	.000	0-0	.000	0-2	.000	2	1	3	3.0	1	0	0	0	0	0	1.5
Totals		0	07:36	1-4	.250	0-0	.000	1-4	.250	3	3	6	3.0	2	0	0	0	0	3	1.5

Player Averages

Games Played	Minutes/game	Points/game	FG Pct	3FG Pct	FT Pct	Rebounds/game	Assists/game	Turnovers/game	Assist/Turnover ratio	Steals/game	Blocks/game
2	3.8	1.5	25.0	0.0	25.0	3.0	0.0	0.0	0.0	0.0	0.0



2022-23 Virginia Men's Basketball Combined Team Statistics All games

Game Records

Record	Overall	Home	Away	Neutral
ALL GAMES	10-2	6-1	2-1	2-0
CONFERENCE	2-1	1-0	1-1	0-0
NON-CONFERENCE	8-1	5-1	1-0	2-0

Score by Periods

Team	1st	2nd	OT	TOT
Virginia	382	460	0	842
Opponents	339	361	0	700

Team Box Score

No.	Player				Total			3-Point			F-Throw		Rebounds									
		GP-GS	MIN	AVG	FG-FGA	FG%	3FG-3FGA	3FG%	FT-FTA	FT%	OFF	DEF	TOT	AVG	PF	DQ	A	TO	BLK	STL	PTS	AVG
1	GARDNER, Jayden	12-12	296:23	24.7	57-103	.553	0-0	.000	30-49	.612	24	44	68	5.7	18	0	7	11	7	12	144	12.0
0	CLARK, Kihei	12-12	390:06	32.5	40-94	.426	16-38	.421	42-57	.737	6	25	31	2.6	14	0	69	23	1	18	138	11.5
4	FRANKLIN, Armaan	12-12	321:46	26.8	41-104	.394	23-58	.397	24-29	.828	5	37	42	3.5	20	0	11	12	4	11	129	10.8
2	BEEKMAN, Reece	11-11	310:37	28.2	33-75	.440	11-24	.458	25-31	.806	7	32	39	3.5	20	0	55	22	6	15	102	9.3
21	SHEDRICK, Kadin	12-11	266:15	22.2	38-55	.691	1-3	.333	33-40	.825	15	37	52	4.3	33	2	9	10	21	15	110	9.2
5	VANDER PLAS, Ben	12-1	266:47	22.2	27-67	.403	13-42	.310	20-32	.625	10	37	47	3.9	19	0	17	7	4	5	87	7.3
11	MCKNEELY, Isaac	12-1	250:46	20.9	20-61	.328	16-46	.348	7-11	.636	4	23	27	2.3	12	0	11	12	1	4	63	5.3
13	DUNN, Ryan	11-0	136:02	12.4	10-20	.500	2-6	.333	6-9	.667	3	24	27	2.5	12	0	3	4	11	2	28	2.5
22	CAFFARO, Francisco	9-0	72:57	8.1	8-10	.800	0-0	.000	6-12	.500	7	9	16	1.8	14	0	1	5	1	0	22	2.4
10	MURRAY, Taine	7-0	59:48	8.5	4-13	.308	1-9	.111	3-4	.750	0	9	9	1.3	5	0	3	1	2	0	12	1.7
24	HOW, Tristan	2-0	07:36	3.8	1-4	.250	0-0	.000	1-4	.250	3	3	6	3.0	2	0	0	0	0	0	3	1.5
12	COLEMAN, Chase	4-0	20:56	5.2	1-5	.200	1-3	.333	1-3	.333	0	0	0	0.0	2	0	4	2	0	0	4	1.0
Team											18	15	33					8				
Total		12	2400		280-611	.458	84-229	.367	198-281	.705	102	295	397	33.1	171	2	190	117	58	82	842	70.2
Opponents		12	2400		253-635	.398	83-246	.337	111-153	.725	109	268	377	31.4	230	7	121	159	40	59	700	58.3

Team Statistics

	UVA	OPP
Scoring	842	700
Points per game	70.2	58.3
Scoring margin	+11.8	-
Field goals-att	280-611	253-635
Field goal pct	.458	.398
3 point fg-att	84-229	83-246
3-point FG pct	.367	.337
3-pt FG made per game	7.0	6.9
Free throws-att	198-281	111-153
Free throw pct	.705	.725
F-Throws made per game	16.5	9.3
Rebounds	397	377
Rebounds per game	33.1	31.4
Rebounding margin	+1.7	-
Assists	190	121
Assists per game	15.8	10.1
Turnovers	117	159
Turnovers per game	9.8	13.3
Turnover margin	+3.5	-
Assist/turnover ratio	1.6	0.8
Steals	82	59
Steals per game	6.8	4.9
Blocks	58	40
Blocks per game	4.8	3.3
Winning streak	2	-
Home win streak	1	-
Attendance	97978	24828
Home games-Avg/Game	7-13997	3-8276
Neutral site-Avg/Game	-	2-3839

Team Results

Date	Opponent		Score	Att.
11/07/2022	N.C. Central	W	73-61	13238
11/11/2022	Monmouth	W	89-42	13487
11/18/2022	vs Baylor	W	86-79	0
11/20/2022	vs Illinois	W	70-61	7678
11/25/2022	UMES	W	72-45	13882
11/29/2022	at Michigan	W	70-68	12200
12/03/2022	Florida St.	W	62-57	14280
12/06/2022	James Madison	W	55-50	14193
12/17/2022	Houston	L	61-69	14629
12/20/2022	at Miami (FL)	L	64-66	7257
12/28/2022	UAlbany	W	66-46	14269
12/31/2022	at Georgia Tech	W	74-56	5371



**2022-23 Virginia Men's Basketball
Team Game-by-Game
All games**

Opponent	Date	Score	W	Total		3-Pointers		Free throws		Rebounds										
				FG-FGA	PCT	3FG-3FGA	PCT	FT-FTA	PCT	OFF	DEF	TOT	AVG	PF	A	TO	BLK	STL	PTS	AVG
N.C. Central	11/07/2022	73-61	W	20-47	.426	11-25	.440	22-30	.733	10	27	37	37.0	12	16	8	4	4	73	73.0
Monmouth	11/11/2022	89-42	W	30-54	.556	13-25	.520	16-25	.640	11	24	35	36.0	20	23	6	8	9	89	81.0
vs Baylor	11/18/2022	86-79	W	25-45	.556	9-14	.643	27-35	.771	8	19	27	33.0	15	20	14	3	8	86	82.7
vs Illinois	11/20/2022	70-61	W	20-48	.417	5-17	.294	25-32	.781	9	28	37	34.0	14	10	12	2	8	70	79.5
UMES	11/25/2022	72-45	W	27-51	.529	5-15	.333	13-18	.722	7	26	33	33.8	11	18	10	5	10	72	78.0
at Michigan	11/29/2022	70-68	W	27-53	.509	4-8	.500	12-19	.632	6	19	25	32.3	15	12	7	0	7	70	76.7
Florida St.	12/03/2022	62-57	W	18-51	.353	5-19	.263	21-26	.808	12	26	38	33.1	17	9	12	10	4	62	74.6
James Madison	12/06/2022	55-50	W	19-45	.422	5-21	.238	12-24	.500	3	30	33	33.1	14	14	9	10	6	55	72.1
Houston	12/17/2022	61-69	L	20-48	.417	6-22	.273	15-17	.882	6	20	26	32.3	13	15	10	3	2	61	70.9
at Miami (FL)	12/20/2022	64-66	L	22-60	.367	6-23	.261	14-19	.737	11	26	37	32.8	17	17	10	3	6	64	70.2
UAlbany	12/28/2022	66-46	W	25-52	.481	5-18	.278	11-20	.550	8	30	38	33.3	9	15	8	7	4	66	69.8
at Georgia Tech	12/31/2022	74-56	W	27-57	.474	10-22	.455	10-16	.625	11	20	31	33.1	14	21	11	3	14	74	70.2
Total		842		280-611	.458	84-229	.367	198-281	.705	102	295	397	33.1	171	190	117	58	82	842	70.2
Opponents		700		253-635	.398	83-246	.337	111-153	.725	109	268	377	31.4	230	121	159	40	59	700	58.3

Virginia Averages

Games Played	Points/game	FG Pct	3FG Pct	FT Pct	Rebounds/game	Assists/game	Turnovers/game	Assist/Turnover ratio	Steals/game	Blocks/game
12	70.2	45.8	36.7	70.5	33.1	15.8	9.8	1.6	6.8	4.8



**2022-23 Virginia Men's Basketball
Opponents Game-by-Game
All games**

Opponent	Date	Score	W	Total		3-Pointers		Free throws		Rebounds										
				FG-FGA	PCT	3FG-3FGA	PCT	FT-FTA	PCT	OFF	DEF	TOT	AVG	PF	A	TO	BLK	STL	PTS	AVG
N.C. Central	11/07/2022	73-61	W	22-53	.415	8-19	.421	9-14	.643	8	19	27	27.0	25	8	8	4	6	61	61.0
Monmouth	11/11/2022	89-42	W	16-41	.390	3-11	.273	7-15	.467	6	15	21	24.0	21	5	21	0	3	42	51.5
vs Baylor	11/18/2022	86-79	W	28-58	.483	11-26	.423	12-14	.857	12	17	29	25.7	24	15	13	2	7	79	60.7
vs Illinois	11/20/2022	70-61	W	24-59	.407	9-26	.346	4-9	.444	11	23	34	27.8	22	11	13	4	5	61	60.8
UMES	11/25/2022	72-45	W	19-55	.345	3-18	.167	4-5	.800	8	21	29	28.0	16	7	15	2	5	45	57.6
at Michigan	11/29/2022	70-68	W	26-49	.531	8-19	.421	8-10	.800	5	24	29	28.2	16	10	12	9	3	68	59.3
Florida St.	12/03/2022	62-57	W	21-64	.328	6-18	.333	9-9	1.000	16	24	40	29.9	19	12	13	4	4	57	59.0
James Madison	12/06/2022	55-50	W	15-55	.273	7-23	.304	13-18	.722	13	28	41	31.3	21	5	12	1	8	50	57.9
Houston	12/17/2022	61-69	L	25-51	.490	8-21	.381	11-13	.846	7	23	30	31.1	17	17	8	3	4	69	59.1
at Miami (FL)	12/20/2022	64-66	L	21-53	.396	7-22	.318	17-22	.773	9	28	37	31.7	17	11	11	7	5	66	59.8
UAlbany	12/28/2022	66-46	W	16-52	.308	6-27	.222	8-11	.727	6	24	30	31.5	16	9	10	3	3	46	58.5
at Georgia Tech	12/31/2022	74-56	W	20-45	.444	7-16	.438	9-13	.692	8	22	30	31.4	16	11	23	1	6	56	58.3
Total		700		253-635	.398	83-246	.337	111-153	.725	109	268	377	31.4	230	121	159	40	59	700	58.3
Virginia		842		280-611	.458	84-229	.367	198-281	.705	102	295	397	33.1	171	190	117	58	82	842	70.2

Opponents Averages

Games Played	Points/game	FG Pct	3FG Pct	FT Pct	Rebounds/game	Assists/game	Turnovers/game	Assist/Turnover ratio	Steals/game	Blocks/game
12	58.3	39.8	33.7	72.5	31.4	10.1	13.3	0.8	4.9	3.3



**2022-23 Virginia Men's Basketball
Points-rebounds-assists
All games**

Opponent	Date	Score	W	0	1	2	4	5	10	11	12	13	21	22
				CLARK,KIHE	GARDNER,JA	BEEKMAN,RE	FRANKLIN,A	VANDER PLA	MURRAY,TAI	MCKNEELY,I	COLEMAN,CH	DUNN,RYAN	SHEDRICK,K	CAFFARO,FR
N.C. Central	11/07/2022	73-61	W	9-2-5	3-9-0	10-3-5	21-4-1	7-4-2	0-1-0	3-1-0	DNP	DNP	10-7-2	10-4-1
Monmouth	11/11/2022	89-42	W	8-1-7	9-5-1	7-2-6	8-3-0	10-3-3	7-0-1	15-2-1	0-0-2	13-6-2	9-7-0	DNP
vs Baylor	11/18/2022	86-79	W	7-4-3	7-3-2	10-1-10	26-4-1	14-2-1	DNP	0-0-2	DNP	3-0-0	17-3-1	2-2-0
vs Illinois	11/20/2022	70-61	W	12-3-3	12-5-1	17-4-3	9-5-0	8-10-2	DNP	3-0-0	DNP	0-1-0	7-6-1	2-2-0
UMES	11/25/2022	72-45	W	5-2-8	26-3-0	9-5-2	5-4-3	2-7-2	1-4-1	6-3-0	3-0-1	0-0-0	13-3-1	2-2-0
at Michigan	11/29/2022	70-68	W	16-2-4	12-11-2	18-4-5	2-4-0	10-0-1	DNP	0-0-0	DNP	0-1-0	12-1-0	0-0-0
Florida St.	12/03/2022	62-57	W	18-3-3	10-7-0	7-4-5	9-2-0	7-4-1	DNP	4-5-0	DNP	4-5-0	3-6-0	0-2-0
James Madison	12/06/2022	55-50	W	18-2-7	14-8-0	2-0-1	8-3-2	3-5-1	0-0-1	4-2-1	DNP	4-5-0	2-5-1	DNP
Houston	12/17/2022	61-69	L	9-2-8	13-6-0	4-3-5	10-6-0	0-0-1	DNP	9-2-0	DNP	0-1-0	16-3-1	DNP
at Miami (FL)	12/20/2022	64-66	L	13-4-3	8-2-0	10-9-9	0-2-0	20-4-2	2-1-0	5-5-3	DNP	0-2-0	2-1-0	4-2-0
UAlbany	12/28/2022	66-46	W	8-4-10	16-7-0	DNP	20-2-0	3-2-1	2-3-0	5-3-2	0-0-1	2-3-0	8-6-1	2-2-0
at Georgia Tech	12/31/2022	74-56	W	15-2-8	14-2-1	8-4-4	11-3-4	3-6-0	0-0-0	9-4-2	1-0-0	2-3-1	11-4-1	0-0-0

Opponent	Date	Score	W	24 HOW,TRISTA
N.C. Central	11/07/2022	73-61	W	DNP
Monmouth	11/11/2022	89-42	W	3-3-0
vs Baylor	11/18/2022	86-79	W	DNP
vs Illinois	11/20/2022	70-61	W	DNP
UMES	11/25/2022	72-45	W	DNP
at Michigan	11/29/2022	70-68	W	DNP
Florida St.	12/03/2022	62-57	W	DNP
James Madison	12/06/2022	55-50	W	DNP
Houston	12/17/2022	61-69	L	DNP
at Miami (FL)	12/20/2022	64-66	L	DNP
UAlbany	12/28/2022	66-46	W	DNP
at Georgia Tech	12/31/2022	74-56	W	0-3-0