



VIRGINIATM

VIRGINIA ATHLETICS MEDIA RELATIONS
 295 Massie Road, Room 154
 Charlottesville, VA 22904
Men's Basketball Contact: Erich Bacher
O: (434) 982-5530 **C:** (720) 318-5538
E-mail: bacher@virginia.edu
Web: VirginiaSports.com
Twitter: @UVMensHoops, @ErichJBacher

24 NCAA TOURNAMENT APPEARANCES · 2019 NCAA CHAMPIONS · 3 NCAA FINAL FOURS · 11 ALL-AMERICANS · 27 ALL-ACC FIRST TEAM SELECTIONS

GAME INFORMATION

Date/Time: Wednesday, Feb. 22, 2023 / 7 p.m.
Site: Chestnut Hill, Mass./Conte Forum (8,606)
TV: Regional Sports Networks
Online: WatchESPN.com
 Bob Rathbun & Brian Oliver
Radio: Virginia Sports Radio Network
Online: VirginiaSports.com
 John Freeman & Jimmy Miller
Satellite Radio: SiriusXM (158 or 194), SXM App (956)
Live Stats: VirginiaSports.com
Twitter: @UVMensHoops
Virginia vs. Boston College: 19-8
Charlotteville: 11-2 (9-2 John Paul Jones Arena)
Chestnut Hill: 5-5 (5-5 Conte Forum)
Neutral: 3-1
First Meeting: Dec. 11, 1971 (W, 79-69 in W.Va.)
Last Meeting: Jan. 28, 2023 (W, 76-57 at JPJ)
Winning Streak: Virginia, 4 games

2022-23 SCHEDULE/RESULTS (21-4, 13-3 ACC)

Date	Opponent	TV	Time/Result
Nov. 7	[18] NCCU	RSN	W, 73-61
Nov. 11	[18] Monmouth	RSN	W, 89-42
Nov. 14	[18] Northern Iowa	ACCN	Canceled
Nov. 18	[16] vs. Baylor (5) #	ESPN2	W, 86-79
Nov. 20	[16] vs. Illinois (19) #	ESPN	W, 70-61
Nov. 25	[5] UMES	ACCN	W, 72-45
Nov. 29	[3] at Michigan (RV) %	ESPN	W, 70-68
Dec. 3	[3] Florida State *	ESPN2	W, 62-57
Dec. 6	[3] JMU	ACCN	W, 55-50
Dec. 17	[2] Houston (5)	ESPN2	L, 69-61
Dec. 20	[6] at Miami (22) *	ACCN	L, 66-64
Dec. 28	[13] UAlbany	ACCN	W, 66-46
Dec. 31	[13] at Georgia Tech *	ACCN	W, 74-56
Jan. 3	[11] at Pittsburgh *	ACCN	L, 68-65
Jan. 7	[11] Syracuse *	ACCN	W, 73-66
Jan. 10	[13] North Carolina *	ESPN	W, 65-58
Jan. 14	[13] at Florida State *	ESPN2	W, 67-58
Jan. 18	[10] Virginia Tech *	ESPNU	W, 78-68
Jan. 21	[10] at Wake Forest *	ESPNU	W, 76-67
Jan. 28	[7] Boston College *	RSN	W, 76-57
Jan. 30	[6] at Syracuse *	ESPN	W, 67-62
Feb. 4	[6] at Virginia Tech *	ESPN2	L, 74-68
Feb. 7	[8] NC State (22) *	ACCN	W, 63-50
Feb. 11	[8] Duke (RV) *	ESPN	W, 69-62 OT
Feb. 15	[7] at Louisville *	ESPNU	W, 61-58
Feb. 18	[7] Notre Dame *	ESPN2	W, 57-55
Feb. 22	[6] at Boston College *	RSN	7 p.m.
Feb. 25	[6] at North Carolina *	ESPN	6 p.m.
Feb. 28	Clemson *	ACCN	7 p.m.
Mar. 4	Louisville *	ESPN2	2 p.m.
Mar. 7-11 ACC Tournament, Greensboro, N.C.			

Home games in Bold

All times Eastern
 # - Continental Tire Main Event, Las Vegas, Nev.
 % - ACC/B1G Challenge
 * - ACC Game

PRONUNCIATION GUIDE

Kihe Clark Key-HEY
 Francisco Caffaro CAF-uh-row
 Armaan Franklin Ar-MAHN
 Isaac Traudt Trout



[6/6] VIRGINIA CAVALIERS (21-4, 13-3 ACC)

Head Coach: Tony Bennett (Green Bay, 1992)
 UVA: 337-121 (14th season), Career: 406-154 (17th season)

AT



BOSTON COLLEGE EAGLES (13-15, 7-10 ACC)

Head Coach: Earl Grant (Georgia College, 2000)
 Boston College: 26-35 (2nd season), Career: 153-124 (9th season)

FOR OPENERS

- No. 6 Virginia (21-4) is first in the ACC at 13-3, while Boston College (13-15) is 10th at 7-10.
- The Cavaliers own the ACC's best league road record over the past 11 seasons at 67-33.
- UVA has won five or more ACC games for seven consecutive seasons.
- UVA is 8-3 away from home, including a 6-3 true road record.
- UVA ranks first nationally in assist/turnover ratio (1.82), fourth in turnovers per game (8.9), 10th in scoring defense (60.1 ppg), 19th in assists per game (16.2) and fouls per game (14.2), 23rd in turnover margin (3.6), 40th in 3-point percentage (37.1%) and 41st in scoring margin (9.0).

ALL-TIME VS. BOSTON COLLEGE

- Virginia is 19-8 all-time vs. Boston College, including a 14-8 ACC mark, in the series that dates to 1971-72.
- The Cavaliers have a four-game win streak against the Eagles, including a 76-57 win in Charlottesville this season.
- UVA has won 12 of the last 14 games in the series.
- UVA is 5-5 against the Eagles in Chestnut Hill.
- UVA has limited BC to 58 or fewer points in eight of the last 10 meetings.
- Head coach Tony Bennett is 13-5 all-time against Boston College.

LAST TIME VS. THE EAGLES

- Then-No. 7 Virginia outscored Boston College in both halves and cruised to a 76-57 win Jan. 28 at John Paul Jones Arena.
- The Cavaliers notched their sixth consecutive victory, marking the longest active win streak by an ACC team at the time.
- Despite shooting 29 percent from 3-point range, Virginia managed to shoot 51 percent from the field.
- Jayden Gardner and Armaan Franklin led the Cavaliers with 18 points apiece. Isaac McKneely (12 points) and Reece Beekman (11 points, 8 assists) also scored in double figures.

HOOS AMONG ACC LEADERS

- UVA leads the ACC in scoring defense (60.1), 3-point percentage (37.1%), assists (16.2 apg) and assist/turnover ratio (1.82).
- Reece Beekman ranks first in assist/turnover ratio (3.2), third in assists (5.0 apg) and sixth in steals (1.5 spg).
- Kihei Clark ranks second in the ACC in assists (5.8 apg) and assist/turnover ratio (2.8).
- Kadin Shedrick ranks seventh in blocks (1.3 bpg) and Ryan Dunn ranks 13th (0.9 bpg).
- Armaan Franklin ranks 13th in 3-pointers per game (2.1).

HOO ARE THESE CAVALIERS?

- UVA returned all five starters from last season's team, which finished 21-14, 12-8 ACC (sixth) and advanced to the NIT.
- We play defense, take quality shots, pass the basketball, limit turnovers and transition points, rebound and play more defense.
- The Cavaliers return 91.4 percent of its scoring from last season, most among all NCAA Division I teams.
- Kihei Clark (11.8 ppg, 5.8 apg), Reece Beekman (9.7 ppg, 3.2 rpg, 5.0 apg), Jayden Gardner (11.3 ppg, 4.9 rpg), Armaan Franklin (12.7 ppg, 4.2 rpg) and Ben Vander Plas (7.6 ppg, 4.7 rpg) have started the past 10 games.
- Isaac McKneely (6.5 ppg, 41.7% 3FG), Ryan Dunn (2.5 ppg, 2.7 rpg), Kadin Shedrick (6.3 ppg, 3.4 rpg, 1.3 bpg), Francisco Caffaro (1.6 ppg, 1.7 rpg) and Taine Murray (1.5 ppg) provide depth off the bench.
- UVA used the starting lineup of Clark, Beekman, Franklin, Gardner and Shedrick in 14 games.
- Isaac Traudt and Leon Bond III are redshirting this season.

LAST TIME OUT

- Notre Dame (10-17, 2-14 ACC) missed a potential game-winning 3-point try at the buzzer as then-No. 7 Virginia (21-4, 13-3 ACC) held on to defeat the Fighting Irish, 57-55, at John Paul Jones Arena Feb. 18.
- With his 133rd career start and after dishing out his third assist of the game, Kihei Clark (15 points, 4-7 FG, 6-8 FT) became UVA's all-time leader in both categories.
- Armaan Franklin (12 points, 4 rebounds) and Reece Beekman (11 points, 5 assists) also scored in double figures for the Hoos.
- Jayden Gardner and Ben Vander Plas added eight points each, and Gardner's 12 rebounds were a game high.
- Nate Laszewski led the Irish with 18 points and eight rebounds.

VIRGINIA RANKED NO. 6 IN LATEST AP POLL

- UVA is ranked No. 6 in the latest AP national poll and has been ranked in the top-20 in all 16 polls.
- UVA's No. 2 ranking on Dec. 12 as UVA's highest since spending the last four weeks at No. 2 in 2018-19.
- UVA returned to the top-5 for the first time on Nov. 21 since a No. 4-preseason ranking in 2020-21.
- The Cavaliers were ranked No. 18 in the AP Preseason poll.
- UVA was ranked in the preseason AP top-25 for the fifth straight year and ninth in the last 10 seasons.

ABOUT THE 2022-23 SCHEDULE

- Three Virginia opponents are ranked in the latest AP Top-25 poll (Houston, Baylor, Miami,), while two received votes.
- UVA is 3-2 vs. ranked foes (Baylor, Illinois and NC State).

VIRGINIA'S STARTING LINEUP VS. NOTRE DAME (2/18/23)

Pos.	No.	Player (Hometown)	Yr.	Ht.	Wt.	PPG	RPG	NOTES
G	0	Kihe Clark (Woodland Hills, Calif.)	Gr.	5-10	167	11.8	5.8(a)	12.7 ppg in ACC action; 5+ assists in 15 games
G	2	Reece Beekman (Milwaukee, Wis.)	Jr.	6-3	190	9.7	5.0(a)	2nd double-double vs. Baylor (10p, 10a); 11p, 4r, 5a vs. ND
G	4	Armaan Franklin (Indianapolis, Ind.)	Sr.	6-4	200	12.7	4.2	12th 20-pt effort vs. Duke; 39.8% 3FG; 13.1 ppg in ACC
F	1	Jayden Gardner (Wake Forest, N.C.)	Gr.	6-6	233	11.1	5.2	2,277 points, 1,055 rebounds; 42 20-point games (9 at UVA)
F	5	Ben Vander Plas (Ripon, Wis.)	Gr.	6-8	236	7.6	4.7	Ohio transfer has 1,761 career points, 873 rebounds & 239 3's
OFF THE BENCH								
G	11	Isaac McKneely (Poca, W.Va.)	Fr.	6-4	179	6.5	2.2	11+ PTS in 5 games; 41.7% 3FG; 2+ 3-pointers in 12 games
G	13	Ryan Dunn (Freeport, N.Y.)	Fr.	6-8	208	2.5	2.7	6p, 4r, 1b, 2s at FSU; 3 blocks in 4 gms; 8 rebounds at WF
F	21	Kadin Shedrick (Holly Springs, N.C.)	R-Jr.	6-11	231	6.3	3.4	68.8% FG & 79.6% FT; 2+ BLK in 27 career games
C	22	Francisco Caffaro (Sante Fe, Argentina)	R-Sr.	7-1	254	1.6	1.7	Played in 15 games; 68.8% FG; 10 PTS & 4 REB vs. NCCU

VIRGINIA HEAD COACH TONY BENNETT

- Dean and Markel Families Head Men's Basketball Coach Tony Bennett has a 337-121 (.736) mark in 14 seasons at UVA and 406-153 (.726) career mark in 17 seasons as a head coach.
- Bennett passed Terry Holland (326-173, 16 seasons) as the all-time winningest coach at UVA with the win over Syracuse (1/7/23).
- Bennett recorded his 400th career win at Wake Forest (1/21/23).
- Bennett has guided the Cavaliers to five ACC regular-season titles (2014, 2015, 2018, 2019 and 2021), two ACC Tournament titles (2014 and 2018) and one NCAA national championship (2019).
- The three-time National (2007, 2015 and 2018) and four-time ACC Coach of the Year (2014, 2015, 2018 and 2019) guided UVA to its 10th consecutive postseason berth in 2021-22.
- In 2018-19, Bennett led the Cavaliers to their first NCAA national championship, a share of their ninth ACC regular-season title and a school-record 35 wins.
- Bennett is the third coach in ACC men's basketball history to lead his program to 12-straight winning conference seasons, joining North Carolina's Dean Smith (33) and Duke's Mike Krzyzewski (13).
- He has led UVA to outright ACC regular-season and tournament championships in the same season two times (2014 and 2018).
- Bennett is the fifth coach in ACC history to win at least three outright ACC regular-season titles (Frank McGuire, Dean Smith, Mike Krzyzewski and Roy Williams).
- UVA is 174-73 (.705) in ACC play (98-25 at home & 76-48 away), 191-38 (.834) at home and 162-47 (.775) in non-conference action (91-10 at JPJ) under Bennett.
- Bennett ranks fourth all-time in winning percentage (.705) among ACC head coaches with 100 or more ACC wins.

PLAYER NOTES

- Shooting guard Armaan Franklin (26, 25, 23, 21, 20, 20) leads Virginia with six 20-point games, while Jayden Gardner (26, 20), Kihei Clark (20) and Ben Vander Plas (20) have also registered 20-point efforts.
- Franklin has led UVA in scoring in 10 contests this season and reached 1,000 career points vs. Boston College.
- Franklin registered his first career double-double with 25 points and career-best 10 rebounds at Wake Forest.
- Gardner has a pair of double-doubles (12 points, 11 rebounds at Michigan and 20 points and 10 rebounds at Virginia Tech).
- Gardner scored his 2,000th point vs. NC Central and snared his 1,000th career rebound vs. Syracuse on Jan. 3.
- Gardner has registered double figures in scoring in six of the last nine games, and grabbed a season-high 12 rebounds vs. Notre Dame.
- Isaac McKneely has made at least one 3-pointer in 19 games and two or more 3-pointers in 13 contests.
- Vander Plas recorded his first double-double at UVA (15th career) with 10 points and 11 rebounds at Louisville.
- Beekman is shooting career bests from 3-point range (39.3%) and charity stripe (80.9%).
- Ryan Dunn has registered four games with three blocks.

OFFENSIVE MINDED HOOS

- UVA is averaging 69.1 points per game, most since averaging 71.4 points in 2018-19.
- UVA is shooting 45.5 percent from the field, including 37.1 percent from 3-point range and 70.4 percent free throws.
- UVA's 70.4 free throw percentage is its lowest since 67.3 percent in 2013-14.
- UVA scored 70 or more points in its first six games (11 overall) for the first time since 2003-04 (8 games).
- UVA scored at least 70 points in six straight games for the first time since December of 2014.
- UVA shot 44.9 percent from the field, including 32.3 percent from 3-point range, last season.

BENNETT/VANDER PLAS CONNECTION

- Ohio transfer Bennett (Ben) Vander Plas was named after Tony Bennett's father, Dick Bennett.
- Vander Plas' father Dean Vander Plas was a collegiate teammate of Tony Bennett for three seasons under Dick Bennett at UW-Green Bay from 1989-91.
- Vander Plas scored 17 points in Ohio's 62-58 win over Virginia in the first round of the 2021 NCAA Tournament.

NATIONAL DEFENSIVE POINTS PER GAME

RANKINGS UNDER TONY BENNETT

Year	School	Pts/Gm	Rank
2006-07	Washington State	59.5	17th
2007-08	Washington State	56.4	3rd
2008-09	Washington State	55.4	1st
2009-10	Virginia	63.6	54th
2010-11	Virginia	62.4	36th
2011-12	Virginia	54.2	2nd
2012-13	Virginia	55.6	5th
2013-14	Virginia	55.7	1st
2014-15	Virginia	51.5	1st
2015-16	Virginia	60.1	2nd
2016-17	Virginia	56.4	1st
2017-18	Virginia	54.0	1st
2018-19	Virginia	56.1	1st
2019-20	Virginia	52.4	1st
2020-21	Virginia	60.5	6th
2021-22	Virginia	60.1	6th
2022-23	Virginia	60.1	10th

THE DEFENSE NEVER RESTS

- UVA ranks 10th nationally in scoring defense at 60.1 ppg.
- The Cavaliers ranked eighth nationally in scoring defense in 2021-22 at 60.1 ppg.
- UVA has limited its opponents to 41.3 percent field goal shooting, including 34.1 percent from 3-point range.
- The Cavaliers have forced 21 shot clock violations and have averaged 28 shot clock violations since 2019.
- UVA is 11-1 when outrebounding its opponents.
- In 2021-22, the Cavaliers limited their opponents to 40.3 percent shooting and 33.6 percent from 3-point range.
- Bennett-coached teams have led the nation in scoring defense seven times and finished in the top-five nationally 11 times.

GRUMPY OLD MEN

- UVA's roster includes sixth-year Ben Vander Plas, fifth-years Francisco Caffaro, Kihei Clark and Jayden Gardner, fourth-years Chase Coleman, Armaan Franklin and Kadin Shedrick, and third-year Reece Beekman.
- The average age of the Cavaliers is 20.8 years old.
- Gardner ranks first among active Division I players in career free throw attempts (786), fourth in free throws made (581), fifth in field goals made (842), seventh in points (2,277), ninth in double-doubles (38), 11th in rebounds (1,057) and 13th in field goals attempted (1,675).
- Clark ranks sixth among active DI players in assists (685), 18th in games (153) and 20th in assist/turnover ratio (2.10).
- Gardner (2,269 points), Vander Plas (1,753 points) and Clark (1,362 points) have played in a combined 438 career games.

CLARK CAREER NOTES

- Kihei Clark is the ACC's all-time wins leader (72) and minutes leader at 5,075.
- Clark also became UVA's all-time leader in assists (685), wins (118), games (153) and starts (133) this season.
- Clark (685 assists) passed John Crotty (683 from 1988-91) for first on UVA's all-time assists list.
- Clark (118 wins) passed Mamadi Diakite (110 from 2017-20) for first on UVA's career wins list.
- Clark (712 ACC wins) passed Duke's Shane Battier (70 from 2017-20) for first on the career ACC wins (regular season and ACC Tournament) list.
- Clark ranks 25th on UVA's all-time scoring list 1,377 points.
- Clark needs 39 points to pass Mel Kennedy (1,415 from 1985-88) for 24th on the list.

WATCH ME NOW

- Kihei Clark was named to Bob Cousy Award Top-20 Watch List for the fourth straight season.
- Jayden Gardner was named to Karl Malone Award Top-20 Watch List for the second straight season.
- Gardner was a Wooden Preseason Top-50 Watch List honoree.

THERE'S NO PLACE LIKE HOME

- Virginia is 229-54 (.809), including a 13-1 mark in 2022-23, in 17 seasons at John Paul Jones Arena.
- UVA was 10-1 at JPJ in 2020-21 and is 191-38 (.834), including a 156-23 (.872) mark the past 11 seasons.
- UVA is an ACC-leading 85-13 (.867) in league home games over the past 11 seasons. Duke is second at 82-15 (.845).
- UVA has won 10+ home games for 13 straight seasons.



TONY BENNETT

EDUCATION

College: Green Bay, 1992

COACHING EXPERIENCE

- 1999-00 Wisconsin (staff volunteer)
- 2000-01 Wisconsin (assistant coach)
- 2003-04 Washington State (assistant coach)
- 2004-06 Washington State (associate head coach)
- 2006-09 Washington State (head coach)
- 2009- Virginia (head coach)

THE BENNETT RECORD

Year	School	Record (Conf)	Postseason
2006-07	Washington St.	26-8 (13-5)	NCAA 2nd Round
2007-08	Washington St.	26-9 (11-7)	NCAA Sweet 16
2008-09	Washington St.	17-16 (8-10)	NIT 1st Round
2009-10	Virginia	15-16 (6-11)	
2010-11	Virginia	16-15 (7-9)	
2011-12	Virginia	22-10 (9-7)	NCAA 2nd Round
2012-13	Virginia	23-12 (11-7)	NIT Quarterfinals
2013-14	Virginia	30-7 (16-2)	NCAA Sweet 16
2014-15	Virginia	30-4 (16-2)	NCAA Third Round
2015-16	Virginia	29-8 (13-5)	NCAA Elite Eight
2016-17	Virginia	23-11 (11-7)	NCAA 2nd Round
2017-18	Virginia	31-3 (17-1)	NCAA 1st Round
2018-19	Virginia	35-3 (16-2)	NCAA Champions
2019-20	Virginia	23-7 (15-5)	N/A
2020-21	Virginia	18-7 (13-4)	NCAA First Round
2021-22	Virginia	31-14 (12-8)	NIT Quarterfinals
2022-23	Virginia	21-4 (13-3)	
Total	17 seasons	406-154	
Virginia	14 seasons	337-121	

BENNETT VS. 2022-23 OPPONENTS

Opponent	Career	Virginia
UAlbany	1-0	1-0
Baylor	2-1	1-0
Boston College	13-5	13-5
UCLA	1-6	0-0
Clemson	14-4	14-4
Duke	6-13	6-13
Florida State	11-11	11-11
Georgia Tech	17-2	17-2
Houston	0-2	0-2
Illinois	1-0	1-0
JMU	4-1	4-1
Louisville	16-2	16-2
Maryland Eastern Shore	2-0	2-0
Miami	12-6	12-6
Michigan	2-0	2-0
Monmouth	2-0	2-0
North Carolina	13-10	13-9
NCCU	1-0	1-0
NC State	15-5	15-5
Northern Iowa	1-0	1-0
Notre Dame	13-2	12-2
Pitt	12-3	12-2
Syracuse	12-3	12-3
Virginia Tech	18-9	18-9
Wake Forest	11-5	11-5

VIRGINIA IN THE POLLS

Date	AP	Coaches	Date	AP	Coaches
Preseason	18	18	Jan. 23	7	6
Nov. 14	16	14	Jan. 30	6	4
Nov. 21	5	6	Feb. 6	8	9
Nov. 28	3	3	Feb. 13	7	6
Dec. 5	3	3	Feb. 20	6	6
Dec. 12	2	2			
Dec. 19	6	6			
Dec. 26	13	12			
Jan. 2	11	11			
Jan. 9	13	12			
Jan. 16	10	10			

SUPER 70s AND AWESOME 80s

- Virginia is 11-0 when scoring 70 or more points in 2022-23 and 155-11 all-time under Tony Bennett.
- Virginia is 46-1 all-time under when scoring 80 or more points under Bennett with their lone loss a 93-81 setback at North Carolina in 2012-13.
- Bennett was 4-0 when scoring 80+ at Washington State.
- UVA scored 100 points against Marshall (2018-19) for the first time under Tony Bennett and added 97 points against Coppin State (2018-19).
- UVA is 4-0 all-time when scoring 90 or more under Bennett.

MEET THE ROOKIES

- The Cavaliers welcome freshmen Isaac McKneely (Mr. Basketball West Virginia), Isaac Traudt (Mr. Basketball Nebraska), Ryan Dunn (brother of MLB pitcher Justin Dunn) and Leon Bond III to this year's team.

LAND OF CHEESE

- In addition to head coach Tony Bennett (Green Bay) and Director of Scouting Brad Soderberg (Stevens Point), UVA's roster includes Wisconsin natives Reece Beekman (Milwaukee), Leon Bond III (Wauwatosa) and Ben Vander Plas (Ripon).

CAVALIERS ADD GEORGETOWN TRANSFER DANTE HARRIS

- UVA added Georgetown transfer Dante Harris on Jan. 4, 2023.
- The 6-0, 170-pound guard averaged 10 points, 3.5 rebounds and 3.6 assists in 55 career games for the Hoyas from 2020-22. He shot 36.5 percent from the field and 79.8 percent from the free throw line. Harris scored in double figures 20 times, including a pair of 20-point games.
- Harris averaged 11.9 points and 3.6 rebounds along with team-high in assists (118) as a sophomore in 2021-22.
- He was named the Most Outstanding Player of the 2021 Big East Tournament as a freshman.
- Harris will practice with the Cavaliers and have three years of eligibility beginning with the 2023-24 season.

CAVALIERS INK BUCHANAN AND GERTRUDE TO NLIIs

- UVA signed Blake Buchanan (Coeur d'Alene, Idaho/Lake City), and Elijah Gertrude (Jersey City, N.J./Hudson Catholic Regional) to National Letters of Intent on Nov. 9.
- Buchanan is a 6-10, 215-pound skilled forward who averaged 13 points and eight rebounds during his junior season at Lake City High School.
- Buchanan is ranked No. 74 in the On3 rankings.
- Gertrude is a 6-4, 180-pound athletic guard, who averaged 14.3 points as a junior for Hudson Catholic Regional H.S.
- Gertrude is ranked No. 70 in the On3 rankings.

HOLDING FOES UNDER 50

- UVA is 109-2, including a 3-0 mark in 2022-23, when limiting foes to fewer than 50 points during the Tony Bennett era.
- Bennett-coached teams are 134-3 when holding opponents to fewer than 50 points (25-1 in 3 years at Washington State).
- UVA is 27-0 when holding foes to fewer than 40 under Bennett.

UVA VS. RANKED OPPONENTS

- UVA is 51-44 against ranked foes in the Tony Bennett era.
- UVA is 3-2 vs. ranked opponents in 2022-23, recording wins against Baylor, Illinois and NC State.
- UVA's 11 ranked wins in 2018-19 marked a school record.
- UVA is 163-337 vs. ranked opponents since 1953-54.
- UVA is 1-31 all-time vs. No. 1-ranked opponents (86-73 win vs. No. 1 North Carolina on Jan. 30, 1986).

REECE IN RARE COMPANY

- Last season, Reece Beekman became the first ACC player since Grant Hill (1993-94) to register at least 175 assists, 50 steals and 25 blocks in a season.
- Beekman joined Ty Lawson (2008-09), Chris Corchiani (1988-89) and Sidney Lowe (1980-81 & 1982-83), and Muggsy Bogues (1984-85) to lead the ACC in assists, steals and assist/turnover ratio.

GARDNER EARNS PRESEASON ALL-ACC HONORS

- Jayden Gardner was named to the preseason All-ACC second team for the second consecutive season.
- Gardner landed on the All-ACC third team in 2021-22 after ranking seventh in the ACC in field goal percentage (50.1%) and free throw percentage (79.3%), 12th in scoring (15.3 ppg) and 17th in rebounding (6.4 rpg).

VIRGINIA PICKED THIRD IN THE ACC

- UVA was selected third in the 2022-23 ACC Preseason Poll.
- North Carolina is the preseason favorite, followed by Duke, Virginia, Miami and Florida State in the top five.
- Voters selected Notre Dame sixth, followed by Virginia Tech, Syracuse, Wake Forest and NC State. Clemson was picked 11th followed by Louisville, BC, Pitt and Georgia Tech.
- UVA has finished at or higher than their predicted finish in 12 of the last 14 seasons.

2021-22 SEASON HIGHLIGHTS

- Virginia finished the 2021-22 season with a 21-14 record and finished sixth in the ACC at 12-8.
- The Cavaliers earned their 14th NIT berth and 10th consecutive postseason berth.
- UVA won 21 or more games for the 10th time under head coach Tony Bennett.
- UVA won 12 or more ACC games for the fourth straight year.
- UVA advanced to the ACC Tournament quarterfinals.
- UVA finished with .500 or better road record (7-6) for the sixth straight year.
- UVA captured the Roman Legends Classic in Newark, N.J., defeating Georgia (65-55) and Providence (58-40).
- UVA posted three quad one wins (Providence, Duke & Miami).
- UVA added four quad two wins (@Syracuse, @Clemson, Virginia Tech and Miami).

CAVALIERS IN THE NBA

- Malcolm Brogdon (Indiana), Mamadi Diakite (Cleveland), Joe Harris (Brooklyn), Anthony Gill (Washington), Sam Hauser (Boston), De'Andre Hunter (Atlanta), Ty Jerome (Golden State) and Trey Murphy III (New Orleans) are former Cavaliers who played in the NBA during the 2022-23 season.
- Diakite and Jerome are on two-way contracts.
- Indiana head coach Rick Carlisle is a Virginia alum who led Dallas to an NBA title.

ON THE HORIZON

- No. 6 Virginia travels to North Carolina on Saturday, Feb. 28. Tipoff at Smith Center is set for 6 p.m. on ESPN.

UVA RECORDS WATCH

No.	Name	Career Wins at UVA
1.	Tony Bennett (2009-)	337

No.	Name	Player Wins at UVA
1.	Kihei Clark (2019-)	118

No.	Name	Player ACC Wins at UVA
1.	Kihei Clark (2019-)	72

No.	Name	Career Minutes
1.	Kihei Clark (2019-)	5,075

No.	Name	Career Games
1.	Kihei Clark (2019-)	153

No.	Name	Career Assists
1.	Kihei Clark (2019-)	685

No.	Name	Career Starts
1.	Kihei Clark (2019-)	133

No.	Name	Career Points
23.	Lee Raker (1978-81)	1,423
24.	Mel Kennedy (1985-88)	1,415
25.	Kihei Clark (2019-)	1,377

UVA'S RECORD UNDER TONY BENNETT WHEN..

	All	2022-23
Leading at the half	264-32	15-1
Trailing at the half	63-83	6-3
Tied at the half	10-5	0-0
Playing Overtime	12-10	1-0
Shooting 50% or better	129-11	7-0
Shooting between 40-49.9%	164-46	12-3
Shooting less than 40%	44-64	2-1
Opponents shoot 50% or better	26-33	2-1
Opponents shoot less than 50%	311-88	19-3
UVA outrebounds its opponent	234-38	11-1
Opponent outrebounds UVA	94-79	10-2
Teams are tied in rebounds	9-4	0-1
UVA has 10 or more steals	29-5	4-0
UVA shoots 70% FT or better	209-66	11-3
UVA shoots less than 70% FT	128-56	10-1
Scoring less than 50 points	10-19	0-0
Scoring 50-59 points	48-47	2-0
Scoring 60-69 points	124-43	8-4
Scoring 70-79 points	113-10	9-0
Scoring 80-89 points	38-1	2-0
Scoring more than 90 points	4-0	0-0
Allowing fewer than 50 points	109-2	3-0
Allowing fewer than 40 points	27-0	0-0
Playing in John Paul Jones Arena	191-38	13-1
Playing on the road	91-60	6-3
Playing on a neutral court	55-23	2-0
Game decided by 1-4 points	51-49	3-2
Game decided by 5-10 points	86-32	11-2
Game decided by 11+ points	200-40	7-0
Playing at night	231-83	14-2
Playing in the afternoon	106-38	7-2
Playing on Monday	33-15	2-0
Playing on Tuesday	55-14	4-2
Playing on Wednesday	57-16	3-0
Playing on Thursday	21-10	0-0
Playing on Friday	36-11	3-0
Playing on Saturday	97-45	8-2
Playing on Sunday	37-10	1-0
Playing in November	78-15	6-0
Playing in December	58-17	4-2
Playing in January	83-29	7-1
Playing in February	68-35	4-1
Playing in March	48-25	0-0
Playing in April	2-0	0-0

CAVALIERS IN THE PROS

- Justin Anderson** (2013-15), Fort Wayne (G League)
- Darion Atkins** (2012-15), Trento (Italian Serie A)
- Malcolm Brogdon** (2012-16), Boston (NBA)
- Mamadi Diakite** (2016-20), Cleveland (NBA/G League)
- Anthony Gill** (2014-16), Washington (NBA)
- Kyle Guy** (2017-19), Joventut (Liga ACB)
- Devon Hall** (2015-18), Milano (Italian Serie A)
- Joe Harris** (2011-14), Brooklyn (NBA)
- Sam Hauser** (2021), Boston (NBA)
- De'Andre Hunter** (2017-19), Atlanta (NBA)
- Ty Jerome** (2017-19), Golden State (NBA)
- Braxton Key** (2019-20), Delaware (G League)
- Sylvan Landesberg** (2009-10), Shandong-Heroes (CBA)
- Jerome Meyinsse** (2007-10), Ironi Hai (Israel Winner)
- Laurynas Mikalauskas** (2006-08), Telsiai (Lithuanian NKL)
- Akil Mitchell** (2011-14), AEK Athens (Greek GBL)
- Trey Murphy III** (2021), New Orleans (NBA)
- London Perrantes** (2014-17), Hapoel Galil Gilboa (Israeli Winner)
- Jack Salt** (2016-19), Taylor (New Zealand NBL)
- Mike Scott** (2008-12), Sluc Nancy Basket Pro (French ProA)
- Kody Stattmann** (2019-22), Brisbane (Australian NBL)
- Mike Tobey** (2013-16), Barcelona (Liga ACB)
- Tomas Woldetensae** (2020-21), Varese (Italian Serie A2)

GAME 1 - NO. 18 VIRGINIA 73, NCCU 61



Official Basketball Box Score - Final
N.C. Central at Virginia
 11/07/22 John Paul Jones Arena, Charlottesville
 2022-23 Men's Basketball

Game Time: 9:00 PM
 Game Duration: 1:58
 Attendance: 13,328

Officials: Roger Ayers, Anthony Franklin, Scott Arbogast

N.C. Central - 61

Record: 0-1

NO. Name	Min	FG	3P	FT	Rebounds	Fouls	TP	AS	TO	ST	Blocks	+/-
		M-A	M-A	M-A	OR DR TOT	PF FD					BS BA	
2 Kris Monroe	F 23:52	0-7	0-4	0-0	2 2 4	0 4	0	2	0	0	0	-10
35 Brendan Medley-Bacon	C 25:48	2-5	0-0	2-3	1 5 6	3 2	6	1	0	0	1	-6
5 Justin Wright	G 32:16	7-13	3-3	3-4	2 1 3	2 3	20	1	2	2	0	-5
11 Marque Maulsby	G 13:49	1-3	1-2	0-0	0 2 2	4 0	3	1	1	0	0	-2
21 Eric Boone	G 36:47	7-9	1-1	3-5	1 3 4	2 6	18	3	3	3	0	-7
52 Devin Butts	G 19:37	2-6	2-5	0-0	0 1 1	4 0	6	0	0	0	0	-9
44 Dan Oladapo	20:01	0-3	0-0	1-2	1 2 3	2 1	1	0	0	0	0	-7
0 Fred Cleveland Jr.	03:13	0-1	0-1	0-0	0 0 0	0 0	0	1	0	0	0	-5
10 Devin Gordon	18:25	2-5	1-3	0-0	1 0 1	2 0	5	0	1	3	1	-4
23 Cameron Butler	04:23	1-1	0-0	0-0	1 0 1	2 0	2	1	0	0	0	-1
1 Ja'Darius Harris	01:49	0-0	0-0	0-0	0 0 0	0 0	0	0	0	0	0	-4
Team					1 3 4	0 0	0	0	0	0	0	
Totals		22-53	8-19	9-14	8 19 27	25 12	61	8	8	6	4	4

Technical Fouls: NONE

Virginia - 73

Record: 1-0

NO. Name	Min	FG	3P	FT	Rebounds	Fouls	TP	AS	TO	ST	Blocks	+/-
		M-A	M-A	M-A	OR DR TOT	PF FD					BS BA	
1 Jayden Gardner	F 19:41	0-4	0-0	3-5	4 5 9	0 4	3	0	0	0	1	-1
21 Kadin Shedrick	F 27:15	3-6	0-1	4-4	2 5 7	3 4	10	2	2	2	1	8
0 Kihel Clark	G 34:08	3-9	2-6	1-4	0 2 2	1 4	9	5	2	0	0	11
2 Reece Beekman	G 26:05	3-7	2-3	2-2	0 3 3	3 2	10	5	4	1	0	9
4 Armaan Franklin	G 34:52	5-9	4-7	7-8	1 3 4	1 7	21	1	0	0	0	10
11 Isaac McKneely	22:42	1-4	1-4	0-0	0 1 1	1 0	3	0	1	0	0	0
5 Ben Vander Plas	22:52	2-5	2-4	1-2	0 4 4	1 1	7	2	0	1	1	4
22 Francisco Caffaro	10:12	3-3	0-0	4-5	1 3 4	2 3	10	1	0	0	0	7
10 Taine Murray	02:13	0-0	0-0	0-0	0 1 1	0 0	0	0	0	0	0	2
Team					2 0 2	0 0	0	1	0	0	0	
Totals		20-47	11-25	22-30	10 27 37	12 25	73	16	8	4	4	12

Technical Fouls: NONE

	NCC	UVA
Biggest lead	2 (1 st 19:04)	16 (1 st 7:08)
Best Scoring Run	12 (2 nd 14:21)	10 (2 nd 10:10)
Lead Changes	3	0
Times Tied	0	0
Time with Lead	01:56	37:08

Points from	NCC	UVA
Turnovers	10	6
Paint	20	18
Second Chance	6	10
Fast Breaks	9	10
Bench	14	20

Period by Period Scoring	1st	2nd	TOT
NCC	30	31	61
UVA	38	35	73

GAME 2 - NO. 18 VIRGINIA 89, MONMOUTH 42



Official Basketball Box Score - Final
Monmouth at Virginia
 11/11/22 John Paul Jones Arena, Charlottesville
 #18 Virginia vs Monmouth Men's Basketball

Game Time: 9:00 PM
 Game Duration: 1:54
 Attendance: 13,487

Officials: Ted Valentine, Jeffrey Clark, Justin Porterfield

Monmouth - 42

Record: 0-2

NO. Name	Min	FG	3P	FT	Rebounds	Fouls	TP	AS	TO	ST	Blocks	+/-
		M-A	M-A	M-A	OR DR TOT	PF FD					BS BA	
5 Myles Foster	F 17:33	5-7	0-0	0-1	2 2 4	4 3	10	0	3	0	0	-12
35 Klemen Vuga	F 25:51	1-3	0-0	0-0	0 3 3	0 1	2	0	3	1	0	-30
13 Jack Collins	G 18:00	2-5	1-4	0-0	1 0 1	3 1	5	1	2	0	0	-20
20 Tahrion Allen	G 26:25	2-7	0-1	1-5	1 3 4	2 4	5	1	2	0	0	-25
24 Myles Ruth	G 21:02	2-6	0-0	4-4	0 1 1	2 3	8	0	1	1	0	-2
14 Jack Holmstrom	24:26	1-4	1-2	0-0	1 1 2	1 1	3	0	0	0	0	-32
33 Amaan Sandhu	21:18	0-1	0-1	1-2	0 0 0	3 2	1	1	3	0	0	-36
3 Jakari Spence	18:58	0-1	0-1	1-2	1 1 2	4 2	1	2	0	0	0	-26
4 Andrew Ball	13:05	1-3	1-2	0-0	0 2 2	0 1	3	0	2	0	0	-24
1 Jayden Doyle	13:22	2-4	0-0	0-1	0 1 1	2 1	4	0	2	1	0	-8
Team					0 1 1	0 0	0	3	0	0	0	
Totals		16-41	3-11	7-15	6 15 21	21 20	42	5	21	3	0	-47

Technical Fouls: NONE

Virginia - 89

Record: 2-0

NO. Name	Min	FG	3P	FT	Rebounds	Fouls	TP	AS	TO	ST	Blocks	+/-
		M-A	M-A	M-A	OR DR TOT	PF FD					BS BA	
1 Jayden Gardner	F 15:46	3-7	0-0	3-4	3 2 5	4 2	9	1	0	0	0	7
21 Kadin Shedrick	F 20:54	2-4	0-0	5-6	2 5 7	2 6	9	0	1	3	1	24
0 Kihel Clark	G 20:26	3-4	2-3	0-0	1 0 1	1 2	8	7	0	2	0	32
2 Reece Beekman	G 21:27	2-7	1-4	2-2	1 1 2	2 1	7	6	1	2	0	21
4 Armaan Franklin	G 18:22	3-6	2-4	0-0	0 3 3	3 1	8	0	2	0	0	18
11 Isaac McKneely	27:36	5-8	4-6	1-3	0 2 2	0 1	15	1	0	0	0	35
5 Ben Vander Plas	19:11	3-4	2-3	2-3	0 3 3	1 3	10	3	0	0	1	36
13 Ryan Dunn	26:42	5-6	1-1	2-4	1 5 6	3 3	13	2	0	2	3	36
10 Taine Murray	16:04	3-6	1-3	0-0	0 0 0	2 0	7	1	0	0	0	15
12 Chase Coleman	08:30	0-1	0-1	0-0	0 0 0	1 1	0	2	1	0	0	8
24 Tristan How	05:02	1-1	0-0	1-2	1 2 3	1 1	3	0	0	0	0	3
Team					2 1 3	0 0	0	1	0	0	0	
Totals		30-54	13-25	16-25	11 24 35	20 21	89	23	6	9	8	47

Technical Fouls: NONE

	MON	UVA
Biggest lead	4 (1 st 18:47)	47 (2 nd 1:02)
Best Scoring Run	4 (1 st 18:47)	17 (2 nd 11:43)
Lead Changes	2	1
Times Tied	1	0
Time with Lead	06:13	32:33

Points from	MON	UVA
Turnovers	2	35
Paint	24	32
Second Chance	2	15
Fast Breaks	2	12
Bench	12	48

Period by Period Scoring	1st	2nd	TOT
MON	21	21	42
UVA	42	47	89

GAME 3 - NO. 16 VIRGINIA 86, NO. 5 BAYLOR 79



Official Basketball Box Score - Final
Virginia at Baylor
 11/19/22 T-Mobile Arena, Las Vegas
 2022-23 Men's Basketball

Game Time: 4:00 PM
 Game Duration: 2:19

Officials: Ray Naili, Bert Smith, Greg Nixon

Virginia - 86

Record: 3-0

NO. Name	Min	FG	3P	FT	Rebounds	Fouls	TP	AS	TO	ST	Blocks	+/-
		M-A	M-A	M-A	OR DR TOT	PF FD					BS BA	
1 Jayden Gardner	F 17:12	1-4	0-0	5-7	0 3 3	2 4	7	2	2	1	0	3
21 Kadin Shedrick	F 32:16	6-6	0-0	5-7	0 3 3	5 5	17	1	2	2	2	-2
0 Kihel Clark	G 35:23	3-8	1-2	0-0	0 4 4	0 2	7	3	3	0	0	-7
2 Reece Beekman	G 33:32	2-6	2-2	4-4	0 1 1	1 3	10	10	3	1	1	5
4 Armaan Franklin	G 33:26	7-12	3-6	9-10	1 3 4	2 5	26	1	1	3	0	14
5 Ben Vander Plas	24:06	4-5	2-3	4-6	0 2 2	1 4	14	1	1	0	0	8
11 Isaac McKneely	11:13	0-1	0-0	0-0	0 0 0	1 0	0	2	0	0	0	14
22 Francisco Caffaro	06:18	1-1	0-0	0-0	2 0 2	2 0	2	0	0	0	0	9
13 Ryan Dunn	06:34	1-2	1-1	0-1	0 0 0	1 1	3	0	0	0	0	3
Team					5 3 8	0 0	0	2	0	0	0	
Totals		25-45	9-14	27-35	8 19 27	15 24	86	20	14	8	3	27

Technical Fouls: Franklin 2nd 12:08

Baylor - 79

Record: 3-1

NO. Name	Min	FG	3P	FT	Rebounds	Fouls	TP	AS	TO	ST	Blocks	+/-
		M-A	M-A	M-A	OR DR TOT	PF FD					BS BA	
0 Flo Thamba	F 26:47	3-3	0-0	0-0	1 4 5	3 2	6	2	1	1	0	-3
11 Jalen Bridges	F 22:13	0-5	0-3	2-2	1 1 2	2 1	2	0	1	1	1	-2
1 Keyonte George	G 27:26	6-15	3-6	5-5	0 0 0	5 5	20	2	5	2	0	1
4 LJ Cryer	G 31:12	8-12	3-5	0-0	0 0 0	1 1	19	4	0	0	0	2
10 Adam Flagler	G 37:09	5-14	4-8	1-1	0 2 2	2 0	15	7	3	2	0	-1
3 Dale Bonner	22:50	1-3	0-2	2-2	1 3 4	5 2	4	0	2	0	1	-7
15 Josh Ojarwuna	09:00	1-1	0-0	0-0	1 2 3	1 1	2	0	0	0	0	-3
33 Caleb Lohner	1											

GAME 5 - NO. 5 VIRGINIA 72, MARYLAND EASTERN SHORE 45



Official Basketball Box Score - Final
UMES at Virginia
11/25/22 John Paul Jones Arena, Charlottesville
No. 5 Virginia vs Maryland-Eastern Shore Men's Basketball
Officials: Brian O'Connell, Tommy Morrissey, Dwayne Gladden
Game Time: 6:00 PM
Game Duration: 1:42
Attendance: 13,882

Main box score table for Game 5, listing player names, minutes, and various statistics like FG, 3P, FT, Rebounds, Fouls, TP, AS, TO, ST, Blocks, and +/-.

Shooting By Period table for Game 5, showing FG%, 3PT%, and FT% for 1st, 2nd, and 3rd quarters.

Main box score table for Game 6, listing player names, minutes, and various statistics like FG, 3P, FT, Rebounds, Fouls, TP, AS, TO, ST, Blocks, and +/-.

Shooting By Period table for Game 6, showing FG%, 3PT%, and FT% for 1st, 2nd, and 3rd quarters.

GAME 6 - NO. 3 VIRGINIA 70, MICHIGAN 68



Official Basketball Box Score - Final
Virginia at Michigan
11/29/22 Crisler Center, Ann Arbor
2022-23 Men's Basketball
Game Time: 9:30 PM
Game Duration: 2:04
Attendance: 12,200
Officials:

Main box score table for Game 6, listing player names, minutes, and various statistics like FG, 3P, FT, Rebounds, Fouls, TP, AS, TO, ST, Blocks, and +/-.

Shooting By Period table for Game 6, showing FG%, 3PT%, and FT% for 1st, 2nd, and 3rd quarters.

Main box score table for Game 7, listing player names, minutes, and various statistics like FG, 3P, FT, Rebounds, Fouls, TP, AS, TO, ST, Blocks, and +/-.

Summary statistics for Game 7, including Biggest lead, Best Scoring Run, Lead Changes, Times Tied, Time with Lead, Points from Turnovers, Second Chance, Fast Breaks, and Bench.

GAME 7 - NO. 3 VIRGINIA 62, FLORIDA STATE 57



Official Basketball Box Score - Final
Florida St. at Virginia
12/03/22 John Paul Jones Arena, Charlottesville
No. 3 Virginia vs Florida State Men's Basketball
Officials: Ron Groover, Doug Simons, Clarence Armstrong
Game Time: 2:00 PM
Game Duration: 2:08
Attendance: 14,280

Main box score table for Game 7, listing player names, minutes, and various statistics like FG, 3P, FT, Rebounds, Fouls, TP, AS, TO, ST, Blocks, and +/-.

Shooting By Period table for Game 7, showing FG%, 3PT%, and FT% for 1st, 2nd, and 3rd quarters.

Main box score table for Game 8, listing player names, minutes, and various statistics like FG, 3P, FT, Rebounds, Fouls, TP, AS, TO, ST, Blocks, and +/-.

Shooting By Period table for Game 8, showing FG%, 3PT%, and FT% for 1st, 2nd, and 3rd quarters.

GAME 8 - NO. 3 VIRGINIA 55, JMU 50



Official Basketball Box Score - Final
James Madison at Virginia
12/06/22 John Paul Jones Arena, Charlottesville
2022-23 Men's Basketball
Game Time: 8:00 PM
Game Duration: 2:10
Attendance: 14,193
Officials: Jamie Luckie, Job Hartness, Justin Porterfield

Main box score table for Game 8, listing player names, minutes, and various statistics like FG, 3P, FT, Rebounds, Fouls, TP, AS, TO, ST, Blocks, and +/-.

Shooting By Period table for Game 8, showing FG%, 3PT%, and FT% for 1st, 2nd, and 3rd quarters.

Main box score table for Game 9, listing player names, minutes, and various statistics like FG, 3P, FT, Rebounds, Fouls, TP, AS, TO, ST, Blocks, and +/-.

Summary statistics for Game 9, including Biggest lead, Best Scoring Run, Lead Changes, Times Tied, Time with Lead, Points from Turnovers, Second Chance, Fast Breaks, and Bench.

Summary statistics for Game 7, including Biggest lead, Best Scoring Run, Lead Changes, Times Tied, Time with Lead, Points from Turnovers, Second Chance, Fast Breaks, and Bench.

Summary statistics for Game 8, including Biggest lead, Best Scoring Run, Lead Changes, Times Tied, Time with Lead, Points from Turnovers, Second Chance, Fast Breaks, and Bench.

GAME 9 - NO. 5 HOUSTON 69, NO. 2 VIRGINIA 61

Official Basketball Box Score - Final
Houston at Virginia
 12/17/22 John Paul Jones Arena, Charlottesville
 No. 2 Virginia vs No. 5 Houston Men's Basketball
 Game Time: 2:00 PM
 Game Duration: 1:56
 Attendance: 14,629
 Officials: Ron Groover, Pat Driscoll, Brent Hampton

Houston - 69		Record: 11-1									
NO. Name	Min	FG M-A	3P M-A	FT M-A	Rebounds OR DR TOT	Fouls PF FD	TP	AS	TO	ST	Blocks BS BA +/-
13 J'Wan Roberts	F 21:51	5-7	0-0	0-0	1 5 6	3 0	10	1	1	0	0 0 -6
25 Jarace Walker	F 38:13	6-11	2-3	3-3	2 5 7	3 2	17	4	1	1	1 10
0 Marcus Sasser	G 38:53	4-14	3-10	2-3	0 0 0	1 4	13	3	0	3	0 1 5
1 Jamal Sheard	G 34:47	5-9	1-4	0-0	0 3 3	2 11	4	2	0	0	0 0 6
12 Tramon Mark	G 36:54	3-6	2-2	5-6	1 5 6	0 4	13	3	1	0	0 1 7
5 Ja'Vier Francis	G 03:38	1-1	0-0	1-1	0 0 0	1 1	3	0	0	0	0 0 1
21 Emanuel Sharp	G 09:26	0-2	0-2	0-0	0 1 1	0 0	1	0	1	0	0 0 6
32 Reggie Chaney	G 16:18	1-1	0-0	0-0	3 2 5	5 0	2	2	1	0	2 0 11
Team					2 2 5		0		1		
Totals		25-51	8-21	11-13	7 23 30	17 13	69	17	8	4	3 3 8

Shooting By Period		
1st FG%	13-27	48.1%
3PT%	3-11	27.3%
FT%	1-1	100%
2nd FG%	12-24	50.0%
3PT%	5-10	50.0%
FT%	10-12	83.3%
GM FG%	25-51	49.0%
3PT%	8-21	38.1%
FT%	11-13	84.6%

Dead Ball Rebounds: 1 0

Technical Fouls: NONE

Virginia - 61

Virginia - 61		Record: 8-2 (1-1)									
NO. Name	Min	FG M-A	3P M-A	FT M-A	Rebounds OR DR TOT	Fouls PF FD	TP	AS	TO	ST	Blocks BS BA +/-
1 Jayden Gardner	F 33:17	4-8	0-0	5-6	2 4 6	0 3	13	0	0	0	1 0 -11
21 Kadin Shedrick	F 28:49	7-8	0-0	2-2	2 1 3	3 2	16	1	1	0	1 0 4
0 Kihel Clark	G 33:18	2-8	1-5	4-4	0 2 2	4 2	9	8	2	1	0 1 -2
2 Reece Beekman	G 35:35	1-5	1-3	1-2	1 2 3	4 3	4	5	3	1	1 1 -4
4 Armaan Franklin	G 24:10	3-6	2-3	2-2	0 6 6	1 5	10	0	1	0	0 0 -9
5 Ben Vander Plas	G 16:59	0-7	0-6	0-0	0 0 0	0 0	1	0	1	1	0 0 -9
11 Isaac McKneely	G 24:46	3-6	2-5	1-1	0 2 2	1 1	9	0	0	0	0 0 -2
13 Ryan Dunn	G 03:08	0-0	0-0	0-0	0 1 1	0 0	0	0	0	0	0 0 -7
Team					1 2 3		0		2		
Totals		20-48	6-22	15-17	6 20 26	13 17	61	15	10	2	3 3 -8

Shooting By Period		
1st FG%	9-22	40.9%
3PT%	4-13	30.8%
FT%	4-4	100%
2nd FG%	11-26	42.3%
3PT%	2-9	22.2%
FT%	11-13	84.6%
GM FG%	20-48	41.7%
3PT%	6-22	27.3%
FT%	15-17	88.2%

Dead Ball Rebounds: 1 0

Technical Fouls: NONE

HOU		UVA	
Biggest lead	11 (2 nd 14:37)	9 (1 st 16:27)	
Best Scoring Run	9 (1 st 8:25)	9 (1 st 16:27)	
Lead Changes	3		
Times Tied	1		
Time with Lead	27:24	11:25	

Points from Turnovers		HOU		UVA	
Paint	26	26	26	26	26
Second Chance	6	9	6	9	6
Fast Breaks	5	2	5	2	5
Bench	5	9	5	9	5

Period by Period Scoring			
1st	2nd	TOT	
HOU	30	39	69
UVA	26	35	61

GAME 10 - NO. 22 MIAMI 66, NO. 6 VIRGINIA 64

Official Basketball Box Score - Final
Virginia at Miami (FL)
 12/20/22 Watson Center, Coral Gables
 2022-23 Men's Basketball
 Game Time: 8:30 PM
 Game Duration: 2:11
 Attendance: 5,257
 Officials: Ted Valentine, Bill Covington Jr., Tony Henderson

Virginia - 64		Record: 8-2 (1-1)									
NO. Name	Min	FG M-A	3P M-A	FT M-A	Rebounds OR DR TOT	Fouls PF FD	TP	AS	TO	ST	Blocks BS BA +/-
1 Jayden Gardner	F 20:26	4-6	0-0	0-2	0 2 2	2 2	8	0	2	0	0 0 -19
21 Kadin Shedrick	F 10:43	1-2	0-0	0-1	0 1 1	2 0	2	0	1	0	1 0 -1
0 Kihel Clark	G 30:00	2-10	1-3	8-9	2 2 4	2 5	13	3	0	3	0 1 -6
2 Reece Beekman	G 34:31	5-9	0-1	0-1	2 7 9	3 2	10	9	4	0	0 2 4
4 Armaan Franklin	G 13:04	0-7	0-3	0-0	0 2 2	0 0	0	0	0	0	1 2 -24
5 Ben Vander Plas	G 27:18	7-13	4-9	2-3	2 2 4	3 4	20	2	1	0	0 1 11
11 Isaac McKneely	G 30:43	3-9	1-7	2-2	0 5 5	1 1	5	3	2	1	0 1 21
10 Taine Murray	G 08:54	1-1	0-0	0-0	0 1 1	1 1	2	0	1	0	0 0 -3
22 Francisco Caffaro	G 07:53	1-1	0-0	2-2	1 1 2	1 1	4	0	1	0	0 0 -6
13 Ryan Dunn	G 16:28	0-2	0-0	0-0	1 1 2	1 1	0	0	0	0	1 0 13
Team					3 2 5		0		0		
Totals		22-60	6-23	14-19	11 26 37	17 17	64	17	10	6	3 7 -2

Shooting By Period		
1st FG%	10-29	34.5%
3PT%	2-9	22.2%
FT%	4-4	100%
2nd FG%	12-31	38.7%
3PT%	4-14	28.6%
FT%	10-15	66.7%
GM FG%	22-60	36.7%
3PT%	6-23	26.1%
FT%	14-19	73.7%

Dead Ball Rebounds: 3 0

Technical Fouls: NONE

Miami (FL) - 66

Miami (FL) - 66		Record: 12-1 (3-0)									
NO. Name	Min	FG M-A	3P M-A	FT M-A	Rebounds OR DR TOT	Fouls PF FD	TP	AS	TO	ST	Blocks BS BA +/-
15 Norchad Omier	F 26:30	3-8	0-1	4-4	5 3 8	5 3	10	0	4	2	4 0 8
2 Isaiah Wong	G 36:57	7-13	2-3	8-9	1 5 6	3 6	24	5	3	0	0 2 5
11 Jordan Miller	G 30:24	3-9	1-4	4-4	1 4 5	2 10	11	2	2	0	1 1 4
24 Nijel Pack	G 36:10	4-10	1-4	1-2	0 3 3	0 2	11	2	2	0	0 0 -4
55 Wooga Poplar	G 18:02	1-5	1-4	0-0	0 6 6	2 1 3	0	0	0	0	0 3 0 -2
4 Bensley Joseph	G 27:42	3-3	2-2	0-1	0 3 3	2 3	8	1	0	0	1 0 -7
1 Anthony Walker	G 06:18	0-2	0-1	0-0	0 0 0	0 0	0	0	0	0	0 0 -2
5 Harford Beverly	G 03:52	0-2	0-2	0-0	0 0 0	0 0	0	0	1	0	0 0 8
0 AJ Casey	G 13:18	0-1	0-1	0-2	0 2 2	1 1	0	0	1	0	0 1 0 -2
12 Favour Aire	G 00:47	0-0	0-0	0-0	0 0 0	1 0	0	0	0	0	0 0 0
Team					2 2 4		0		0		
Totals		21-53	7-22	17-22	9 28 37	17 17	66	11	11	5	7 3 2

Shooting By Period		
1st FG%	13-29	44.8%
3PT%	5-12	41.7%
FT%	5-5	100%
2nd FG%	8-24	33.3%
3PT%	2-10	20.0%
FT%	12-17	70.6%
GM FG%	21-53	39.6%
3PT%	7-22	31.8%
FT%	17-22	77.3%

Dead Ball Rebounds: 2 1

Technical Fouls: NONE

UVA		MIA	
Biggest lead	2 (1 st 19:37)	15 (2 nd 17:52)	
Best Scoring Run	10 (2 nd 8:54)	12 (1 st 15:31)	
Lead Changes	1		
Times Tied	1		
Time with Lead	00:34	38:48	

Points from Turnovers		UVA		MIA	
Paint	28	18	28	18	28
Second Chance	11	12	11	12	11
Fast Breaks	0	9	0	9	0
Bench	31	8	31	8	31

Period by Period Scoring			
1st	2nd	TOT	
UVA	26	38	64
MIA	36	30	66

GAME 11 - NO. 13 VIRGINIA 66, UALBANY 46

Official Basketball Box Score - Final
UAlbany at Virginia
 12/28/22 John Paul Jones Arena, Charlottesville
 No. 13 Virginia vs UAlbany Men's Basketball
 Game Time: 6:00 PM
 Game Duration: 1:53
 Attendance: 14,289
 Officials: Lee Cassel, Paul Szec, Jenna Reuse

UAlbany - 46		Record: 5-10									
NO. Name	Min	FG M-A	3P M-A	FT M-A	Rebounds OR DR TOT	Fouls PF FD	TP	AS	TO	ST	Blocks BS BA +/-
1 Gerald Drumgoole Jr.	F 31:19	2-12	1-7	2-2	0 4 4	2 3	7	0	1	0	0 0 -21
3 Trey Hutcheson	F 27:20	3-7	1-5	0-0	1 4 5	2 0	7	0	0	1	2 0 -23
15 Jonathan Beagle	F 34:16	4-6	0-2	1-3	1 4 5	3 2	9	4	3	0	0 0 -17
13 Sarju Patel	G 24:08	1-3	0-2	1-2	0 2 2	0 1	3	0	0	0	1 0 -23
44 Marcus Jackson	G 14:01	0-3	0-0	0-0	1 0 1	4 0	0	1	0	0	0 1 -2
4 Malik Edmead	G 23:30	2-7	1-1	4-4	0 1 1	3 2	9	3	2	1	0 1 -15
11 Tairi Kethner	G 08:12	0-2	0-0	0-0	0 1 1	1 0	0	2	0	0	1 -3
2 Da'Quan Davis	G 28:44	4-11	3-9	0-0	0 6 6	1 1	11	1	1	0	0 0 -2
10 Aaron Reddish	G 09:01	0-1	0-0	0-0	0 0 0	0 0	0	0	0	0	0 0 -1
14 Japannah Kellogg	G 01:29	0-0	0-0	0-0	1 0 1	0 0	0	0	0	0	0 0 3
Team					2 2 4		0		2		
Totals		16-52	6-27	8-11	6 24 30	16 9 46	9	10	3	3	7 -20

Shooting By Period		
1st FG%	9-23	39.1%
3PT%	3-12	25.0%
FT%	4-4	100%
2nd FG%	7-29	24.1%
3PT%	3-15	20.0%
FT%	5-7	71.4%
GM FG%	16-52	30.8%
3PT%	6-27	22.2%
FT%	8-11	72.7%

Dead Ball Rebounds: 3 0

Technical Fouls: NONE

Virginia - 66

Virginia - 66		Record: 9-2									
NO. Name	Min	FG M-A	3P M-A	FT M-A	Rebounds OR DR TOT	Fouls PF FD	TP	AS	TO	ST	Blocks BS BA +/-
1 Jayden Gardner	F 27:15	7-11	0-0	2-3	3 4 7	0 2	16	0	0	0	2 1 19
5 Ben Vander Plas	F 15:06	1-4	0-2	1 1 2	3 1 3	1 3	1	0	0	1	0 5
0 Kihel Clark	G 26:41	3-4	1-1	1-2	0 4 4	1 2	8	10	2	2	0 1 25
4 Armaan Franklin	G 31:08	7-13	3-6	3-3	1 3 2	0 3	20	0	1	0	2 0 36
11 Isaac McKneely	G 27:56	2-7	0-3	1-1	0 1 3	2 1	5	2	1	1	0 1 9
21 Kadin Shedrick	G 22:00	3-6	0-0	2-2	1 5 6	1 3	8	1	0	1	1 0 18

GAME 13 - PITTSBURGH 68, NO. 11 VIRGINIA 65



Official Basketball Box Score - Final
Virginia at Pittsburgh
 01/03/23 Petersen Events Center, Pittsburgh
 2022-23 Men's Basketball

Game Time: 9:00 PM
 Game Duration: 2:00
 Attendance: 4,464

Officials: Ted Valentine, Pat Driscoll, Matt Potter

Virginia - 65		Record: 10-3 (2-2)									
NO. Name	Min	FG M-A	3P M-A	FT M-A	Rebounds OR DR TOT	Fouls PF FD	TP	AS	TO	ST	Blocks BS BA +/-
1 Jayden Gardner	F 23:22	2-7	0-0	0-0	1 2 3	2 1 4	1	0	2	0	0 -4
21 Kadin Shedrick	F 26:36	4-5	0-0	2-2	2 4 4	3 3 10	2	0	0	1	1 5
0 Kihel Clark	G 34:38	7-12	2-5	1-1	0 4 4	4 1 17	8	5	0	0	0 4
2 Reece Beekman	G 35:32	4-9	3-5	1-1	0 6 6	2 2 12	3	1	0	0	1 -6
4 Armaan Franklin	G 30:08	6-12	2-3	0-0	1 3 4	1 0 14	3	0	2	0	1 3
5 Ben Vander Plas	21:57	1-4	0-3	0-0	1 0 1	2 1 2	0	0	2	0	0 -11
11 Isaac McKneely	22:52	2-5	2-5	0-0	0 0 0	1 1 6	0	0	0	1	0 -8
13 Ryan Dunn	04:55	0-1	0-0	0-0	1 1 2	2 0 0	0	0	1	0	0 2
Team					0 4 4		0	1			
Totals		26-55	9-21	4-4	6 22 28	18 9 65	17	11	7	1	3 -3

Shooting By Period	
1st FG%	13-27 48.1%
3PT%	5-14 35.7%
FT%	2-2 100%
2nd FG%	13-28 46.4%
3PT%	4-7 57.1%
FT%	2-2 100%
GM FG%	26-55 47.3%
3PT%	9-21 42.9%
FT%	4-4 100.0%

Dead Ball Rebounds: 0, 1

Pittsburgh - 68		Record: 11-4 (4-0)									
NO. Name	Min	FG M-A	3P M-A	FT M-A	Rebounds OR DR TOT	Fouls PF FD	TP	AS	TO	ST	Blocks BS BA +/-
2 Blake Hinson	F 36:57	6-13	3-7	1-2	0 3 3	1 5	16	1	2	0	1 1 5
33 Federico Federiko	G 33:24	4-6	0-0	0-0	6 5 11	2 2	8	2	1	1	0 0 5
0 Nely Cummings	G 33:53	2-4	0-2	2-2	0 1 1	1 2	6	8	0	2	0 0 0
3 Greg Elliott	G 19:39	1-7	1-7	2-2	0 3 3	2 1	5	2	1	1	0 0 -3
11 Jamarian Burton	G 38:03	5-14	0-0	5-5	0 4 4	2 5	15	2	1	0	1 0 8
22 Nike Sibande	26:40	5-8	3-4	3-4	1 5 6	1 2	16	1	2	0	1 0 7
31 Jorge Diaz Graham	04:10	0-1	0-0	0-0	1 1 0	0 0	0	0	1	0	0 -8
5 Nate Santos	01:57	0-0	0-0	0-0	0 0 0	0 0	0	0	0	0	0 -5
25 Guillermo Diaz Graham	05:17	0-1	0-1	2-2	0 0 0	1 2	0	0	1	0	0 0
Team					2 1 3		0	0			
Totals		23-54	7-22	15-17	9 23 32	9 18 68	16	8	5	3	1 3

Shooting By Period	
1st FG%	8-25 32.0%
3PT%	3-11 27.3%
FT%	4-5 80%
2nd FG%	15-29 51.7%
3PT%	11-12 91.7%
GM FG%	23-54 42.6%
3PT%	7-22 31.8%
FT%	15-17 88.2%

Dead Ball Rebounds: 1, 0

Technical Fouls: NONE	
Biggest lead	
UVA	PITT
13 (1st 4:39)	6 (2nd 0:03)
Best Scoring Run	
8 (1st 6:08)	14 (2nd 10:47)
Lead Changes	
5	
Times Tied	
6	
Time with Lead	
27:57	07:19

Points from Turnovers	
UVA	PITT
12	21
Paint	
24	24
Second Chance	
11	11
Fast Breaks	
0	7
Bench	
8	18

Period by Period Scoring					
1st		2nd		TOT	
UVA	33	32	65		
PITT	23	45	68		

GAME 14 - NO. 11 VIRGINIA 73, SYRACUSE 66



Official Basketball Box Score - Final
Syracuse at Virginia
 01/07/23 John Paul Jones Arena, Charlottesville
 2022-23 Men's Basketball

Game Time: 5:00 PM
 Game Duration: 2:04
 Attendance: 14,217

Officials: Jamie Lucke, Clarence Armstrong, Jeff Poff

Syracuse - 66		Record: 10-6 (3-2)									
NO. Name	Min	FG M-A	3P M-A	FT M-A	Rebounds OR DR TOT	Fouls PF FD	TP	AS	TO	ST	Blocks BS BA +/-
0 Chris Bell	F 15:53	3-3	2-2	0-0	0 0 0	5 0	8	0	0	0	0 0 -6
2 John Bol Ajak	F 03:35	0-0	0-0	0-0	0 0 0	1 0	0	0	1	0	0 -8
14 Jesse Edwards	C 26:06	2-5	0-0	0-0	3 7 10	1 2	4	3	4	2	1 0 -13
3 Judah Mintz	G 35:22	7-14	1-1	3-4	0 4 4	3 9	18	3	4	1	0 2 -8
11 Joseph Girard III	G 27:41	6-17	5-9	2-2	0 3 3	1 1	19	2	1	2	0 2 -8
1 Malik Brown	36:26	3-6	0-0	4-6	3 5 8	4 3	10	0	3	2	1 2 1
5 Justin Taylor	23:27	3-7	0-2	1-2	1 1 2	1 1	7	2	1	2	1 0 -2
10 Symir Torrence	12:28	0-0	0-0	0-0	0 1 1	4 0	5	0	0	0	0 8
24 Quadir Copeland	01:07	0-0	0-0	0-0	0 0 0	0 0	0	0	1	0	0 -5
55 Mounir Hima	13:54	0-2	0-0	0-1	1 5 6	3 1	0	0	1	0	4 0 6
Team					1 2 3		0	0			
Totals		24-54	8-14	10-15	9 28 37	20 17	66	15	16	9	7 6 -7

Shooting By Period	
1st FG%	10-26 38.5%
3PT%	2-5 40.0%
FT%	4-4 100%
2nd FG%	14-28 50.0%
3PT%	6-9 66.7%
FT%	6-11 54.5%
GM FG%	24-54 44.4%
3PT%	8-14 57.1%
FT%	10-15 66.7%

Dead Ball Rebounds: 3, 0

Virginia - 73		Record: 11-3 (3-2)									
NO. Name	Min	FG M-A	3P M-A	FT M-A	Rebounds OR DR TOT	Fouls PF FD	TP	AS	TO	ST	Blocks BS BA +/-
1 Jayden Gardner	F 26:54	4-11	0-0	2-3	1 2 3	2 4	10	0	0	0	3 8
21 Kadin Shedrick	F 23:29	4-6	0-0	3-4	3 4 7	4 3	11	0	1	3	4 1 4
0 Kihel Clark	G 32:24	2-5	0-1	1-2	1 1 2	3 5	11	3	1	2	0 0 5
2 Reece Beekman	G 31:18	3-5	2-3	5-6	0 1 1	3 3	13	7	1	2	0 0 11
4 Armaan Franklin	G 33:54	4-11	4-9	4-7	2 4 6	1 5	16	3	1	2	1 2 7
5 Ben Vander Plas	24:45	2-7	2-6	0-0	0 4 4	1 0	6	1	2	1	1 0 -1
11 Isaac McKneely	22:24	4-7	4-7	0-0	0 3 3	2 0	12	0	1	1	0 0 -2
22 Francisco Caffaro	04:52	0-1	0-0	0-0	0 2 2	1 0	0	0	1	0	0 1 3
Team					0 2 2		0	0			
Totals		23-53	12-26	15-22	7 23 30	17 20	73	22	10	11	6 7 7

Shooting By Period	
1st FG%	12-25 48.0%
3PT%	7-13 53.9%
FT%	4-6 66.7%
2nd FG%	11-28 39.3%
3PT%	5-13 38.5%
FT%	11-16 68.8%
GM FG%	23-53 43.4%
3PT%	12-26 46.2%
FT%	15-22 68.2%

Dead Ball Rebounds: 2, 0

Technical Fouls: NONE	
Biggest lead	
SYR	UVA
0 (1st 20:00)	23 (2nd 15:24)
Best Scoring Run	
13 (2nd 4:50)	12 (2nd 16:03)
Lead Changes	
0	
Times Tied	
0	
Time with Lead	
00:00	39:26

Points from Turnovers	
SYR	UVA
17	23
Paint	
20	18
Second Chance	
5	6
Fast Breaks	
4	19
Bench	
17	18

Period by Period Scoring					
1st		2nd		TOT	
SYR	26	40	66		
UVA	35	38	73		

GAME 15 - NO. 13 VIRGINIA 65, NORTH CAROLINA 58



Official Basketball Box Score - Final
North Carolina at Virginia
 01/14/23 John Paul Jones Arena, Charlottesville
 2022-23 Men's Basketball

Game Time: 9:00 PM
 Game Duration: 2:01
 Attendance: 14,629

Officials: Ron Groover, Lee Cassel, Doug Shaws

North Carolina - 58		Record: 11-6 (3-3)									
NO. Name	Min	FG M-A	3P M-A	FT M-A	Rebounds OR DR TOT	Fouls PF FD	TP	AS	TO	ST	Blocks BS BA +/-
5 Armando Bacot	F 01:19	0-0	0-0	0-0	1 0 1	0 0	0	0	0	0	0 0
0 Seth Trimble	G 16:08	0-2	0-0	2-2	1 0 1	3 1	2	1	0	0	2 -1
1 Leaky Black	G 30:26	3-8	1-5	0-0	0 6 6	3 0	7	0	1	3	1 0 -13
2 Caleb Love	G 36:18	4-13	3-9	2-2	1 3 4	2 5	13	5	4	0	0 2 0
4 RJ Davis	G 34:53	6-12	3-5	1-2	1 2 3	3 1	16	1	4	1	0 2 -7
22 Justin McKay	14:37	1-3	0-0	0-0	1 5 6	1 0	2	1	1	0	0 1 -13
11 D'Marco Dunn	21:30	2-4	1-3	0-0	0 0 0	3 0	5	0	1	1	0 0 -6
13 Jalen Washington	24:36	5-11	0-2	3-6	1 5 6	1 4	13	0	1	0	1 3 6
14 Puff Johnson	18:05	0-0	0-0	0-0	0 3 3	1 0	0	0	0	0	0 0 6
24 Tyler Nickel	04:08	0-0	0-0	0-0	0 0 0	0 0	0	1	0	0	0 0 -4
Team					2 4 6		0	1			
Totals		21-53	8-24	8-12	8 28 36	19 12	58	9	13	5	2 8 -7

Shooting By Period	
1st FG%	12-30 40.0%
3PT%	2-4 50%
FT%	3-3 100%
2nd FG%	9-23 39.1%
3PT%	5-11 45.5%
FT%	6-8 75%
GM FG%	21-53 39.6%
3PT%	8-24 33.3%
FT%	8-12 66.7%

Dead Ball Rebounds: 2, 0

Virginia - 65		Record: 12-3 (4-2)									
NO. Name	Min	FG M-A	3P M-A	FT M-A	Rebounds OR DR TOT	Fouls PF FD	TP	AS	TO	ST	Blocks BS BA +/-
1 Jayden Gardner	F 15:01	1-2	0-0	1-2	0 1 1	3 2	3	0	1	0	0 0 -7
21 Kadin Shedrick	F 17:51	1-2	0-0	2-2	0 2 2	2 0	0	1	0	1	0 -2
0 Kihel Clark	G 37:49	3-8	0-1	1-3	0 2 2	2 6	7	2	2	2	0 0 4
2 Reece Beekman	G 38:30	5-12	0-2	3-4							

GAME 17 - NO. 10 VIRGINIA 78, VIRGINIA TECH 68



Official Basketball Box Score - Final
Virginia Tech at Virginia
 01/18/23 John Paul Jones Arena, Charlottesville
 No. 10 Virginia vs Virginia Tech Men's Basketball

Game Time: 7:00 PM
 Game Duration: 1:45
 Attendance: 14,629

Officials: Bert Smith, Brian O'Connell, John Gaffney

Virginia Tech - 68 Record: 11-7 (1-6)

NO. Name	Min	FG M-A	3P M-A	FT M-A	Rebounds OR DR TOT	Fouls PF FD	TP	AS	TO	ST	Blocks BS BA +/-
21 Grant Basile	F 24:44	4-11	2-6	2-2	1 1 2	3 2	12	2	1	1	1 2
25 Justyn Mutts	F 39:05	5-11	0-2	0-0	2 4 6	1 3	10	7	1	0	0 -12
0 Hunter Cattoor	G 34:04	4-8	3-6	0-0	1 5 6	2 1	11	5	1	0	0 -7
3 Sean Pedulla	G 40:00	4-9	2-6	0-0	1 1 4	3 10	3	2	2	1	0 -10
13 Darius Maddox	G 25:30	5-9	3-4	0-0	4 4 3	0 0	13	1	0	0	1 0
2 MJ Collins	19:05	3-5	2-3	0-0	1 3 4	0 0	0	0	0	0	0 -9
15 Lynn Kidd	14:17	2-2	0-0	0-0	4 4 0	0 0	4	0	1	0	0 -6
34 Mylyjael Poteat	01:54	0-0	0-0	0-0	0 0 0	0 0	0	1	0	0	0 -1
11 John Camden	01:21	0-0	0-0	0-0	0 0 0	0 0	0	0	0	0	0 -2
Totals		27-55	12-27	2-2	5 22 27	13 9	68	19	8	3	4 5 -10

Shooting By Period

1st FG%	12-23 52.2%
3PT%	5-9 55.6%
FT%	2-2 100%
2nd FG%	15-32 46.9%
3PT%	7-18 38.9%
FT%	0-0 0%
GM FG%	27-55 49.1%
3PT%	12-27 44.4%
FT%	2-2 100.0%

Dead Ball Rebounds: 0, 0

Technical Fouls: NONE

Virginia - 78 Record: 14-3 (6-2)

NO. Name	Min	FG M-A	3P M-A	FT M-A	Rebounds OR DR TOT	Fouls PF FD	TP	AS	TO	ST	Blocks BS BA +/-
1 Jayden Gardner	F 21:43	5-6	0-0	2-3	1 3 4	3 2	12	1	2	1	0 0 5
5 Ben Vander Plas	F 29:33	4-11	2-7	0-0	1 6 7	1 2	10	3	1	1	0 0 1
0 Kheii Clark	G 35:48	7-14	2-5	4-4	0 2 2	0 4	20	5	1	1	1 2 12
2 Reece Beekman	G 34:41	4-10	1-3	2-2	1 2 3	1 2	11	7	0	1	1 1 16
4 Armaan Franklin	G 32:44	6-9	2-3	1-1	0 5 5	1 1	15	1	0	0	0 0 1
13 Ryan Dunn	24:24	1-4	0-3	1-1	1 2 3	1 1	3	1	1	2	3 0 -15
11 Isaac McKneely	16:47	2-3	1-2	2-2	0 1 1	2 1	7	1	0	0	0 0 -6
21 Kadin Shedrick	04:20	0-0	0-0	0-0	0 1 1	0 0	0	0	0	1	0 0 -1
Totals		29-57	8-23	12-13	7 23 30	9 13	78	19	5	7	5 4 10

Shooting By Period

1st FG%	17-31 54.8%
3PT%	3-11 27.3%
FT%	3-3 100%
2nd FG%	12-26 46.2%
3PT%	5-12 41.7%
FT%	9-10 90%
GM FG%	29-57 50.9%
3PT%	8-23 34.8%
FT%	12-13 92.3%

Dead Ball Rebounds: 0, 0

Technical Fouls: NONE

	VAT	UVA
Biggest lead	2 (1st 7:57)	14 (2nd 3:52)
Best Scoring Run	11 (1st 7:57)	9 (1st 15:46)
Lead Changes	4	
Times Tied	4	
Time with Lead	01:51	35:00

Points from	VAT	UVA
Turnovers	8	13
Paint	22	36
Second Chance	6	11
Fast Breaks	5	7
Bench	12	10

Period by Period Scoring	1st	2nd	TOT
VAT	31	37	68
UVA	40	38	78

GAME 18 - NO. 10 VIRGINIA 76, WAKE FOREST 67



Official Basketball Box Score - Final
Virginia at Wake Forest
 01/21/23 LIVM Coliseum, Winston-Salem
 2022-23 Men's Basketball

Attendance: 12,443

Officials: Bill Covington Jr., Clarence Armstrong, Jeffrey Anderson

Virginia - 76 Record: 15-3 (7-2)

NO. Name	Min	FG M-A	3P M-A	FT M-A	Rebounds OR DR TOT	Fouls PF FD	TP	AS	TO	ST	Blocks BS BA +/-
1 Jayden Gardner	F 19:37	2-7	0-0	1-2	0 2 2	0 2	5	1	1	0	0 -22
5 Ben Vander Plas	F 28:56	3-7	2-4	0-0	2 5 7	3 2	8	2	2	0	0 1 11
0 Kheii Clark	G 28:29	2-7	2-4	6-7	1 2 3	4 4	12	4	2	0	1 1 8
2 Reece Beekman	G 24:59	2-6	2-5	2-2	1 2 3	4 2	8	6	0	1	0 1 13
4 Armaan Franklin	G 37:24	5-13	2-4	1 9 10	2 5 25	1 0	0	1	0	0	1 7
22 Francisco Caffaro	04:27	1-1	0-0	0-0	1 0 1	0 1	2	0	0	0	0 0 1
11 Isaac McKneely	23:01	3-8	3-6	2-2	0 2 2	3 1	11	3	0	1	1 0 8
13 Ryan Dunn	30:11	2-3	1-2	0-0	2 6 8	4 1	5	1	2	0	1 0 13
21 Kadin Shedrick	02:56	0-0	0-0	0-0	0 0 0	0 0	0	0	0	0	0 0 6
Totals		24-60	15-34	13-17	10 28 38	20 18	76	19	7	2	5 4 9

Shooting By Period

1st FG%	16-34 47.1%
3PT%	9-20 45.0%
FT%	1-2 50%
2nd FG%	8-26 30.8%
3PT%	6-14 42.9%
FT%	12-15 80%
GM FG%	24-60 40.0%
3PT%	15-34 44.1%
FT%	13-17 76.5%

Dead Ball Rebounds: 4, 0

Technical Fouls: NONE

Wake Forest - 67 Record: 14-6 (6-3)

NO. Name	Min	FG M-A	3P M-A	FT M-A	Rebounds OR DR TOT	Fouls PF FD	TP	AS	TO	ST	Blocks BS BA +/-
11 Andrew Carr	F 38:41	2-6	0-1	3-4	1 9 10	2 3	7	2	2	0	1 1 11
33 Matthew Marsh	C 25:05	1-1	0-0	2-4	1 3 4	3 2	4	0	1	0	1 0 14
1 Tyree Appleby	G 39:53	4-16	1-8	4-4	1 1 2	3 7	13	5	3	1	0 2 -8
2 Cameron Hildreth	G 37:40	3-7	1-2	9-10	1 6 7	3 7	16	2	3	2	0 1 2
30 Damari Monsanto	G 34:12	9-19	7-15	0-0	0 3 3	3 1	25	0	0	0	2 1 -3
20 Davion Bradford	04:54	0-0	0-0	0-0	0 0 0	0 0	0	0	0	0	0 0 -2
4 Daivien Williamson	12:16	0-1	0-1	0-0	0 0 0	2 0	0	0	0	0	0 0 -29
34 Bobi Kintman	09:19	1-1	0-0	0-0	0 0 0	1 0	2	0	0	0	0 0 -8
Totals		20-51	9-27	18-22	6 26 32	18 20	67	9	9	3	4 5 -9

Shooting By Period

1st FG%	10-23 43.5%
3PT%	5-12 41.7%
FT%	7-10 70%
2nd FG%	10-28 35.7%
3PT%	4-15 26.7%
FT%	11-12 91.7%
GM FG%	20-51 39.2%
3PT%	9-27 33.3%
FT%	18-22 81.8%

Dead Ball Rebounds: 1, 0

Technical Fouls: NONE

	UVA	WAKE
Biggest lead	19 (1st 5:42)	5 (1st 16:55)
Best Scoring Run	17 (1st 8:00)	7 (2nd 16:43)
Lead Changes	3	
Times Tied	2	
Time with Lead	31:36	06:03

Points from	UVA	WAKE
Turnovers	9	5
Paint	16	18
Second Chance	10	10
Fast Breaks	0	7
Bench	18	2

Period by Period Scoring	1st	2nd	TOT
UVA	42	34	76
WAKE	32	35	67

GAME 19 - NO. 7 VIRGINIA 76, BOSTON COLLEGE 57



Official Basketball Box Score - Final
Boston College at Virginia
 01/28/23 John Paul Jones Arena, Charlottesville
 No. 7 Virginia vs Boston College Men's Basketball

Game Time: 12:00 PM
 Game Duration: 1:45
 Attendance: 14,629

Officials: Bert Smith, John Gaffney, Mark Schuhr

Boston College - 57 Record: 10-12 (4-7)

NO. Name	Min	FG M-A	3P M-A	FT M-A	Rebounds OR DR TOT	Fouls PF FD	TP	AS	TO	ST	Blocks BS BA +/-
10 Prince Aligbe	F 21:06	2-3	0-1	0-0	0 1 1	2 0	4	1	1	0	0 0 -19
12 Quinton Post	F 32:01	8-15	2-6	6-6	0 6 6	0 4	24	2	4	0	2 0 -17
3 Jaedon Zackery	G 33:56	1-6	0-0	0-0	0 3 3	1 1	2	6	1	1	1 -14
5 DeMarr Langford Jr.	G 16:30	1-3	0-0	0-0	0 0 0	1 1	2	0	3	1	0 0 2
11 Makai Ashton-Langford	G 25:52	4-8	1-1	3-3	2 3 5	3 4	12	2	1	1	0 0 -19
45 Mason Madsen	24:14	1-5	1-4	0-0	0 3 3	0 1	3	2	1	2	1 0 -22
00 Chas Kelley III	13:24	1-2	0-1	0-1	0 0 0	1 1	2	3	1	0	0 0 -3
1 T.J. Bickerstaff	12:45	1-4	0-0	0-0	0 3 3	1 0	2	0	1	1	0 0 -6
21 Devin McGlockton	06:09	0-0	0-0	2-2	0 0 0	1 1	2	0	0	1	0 0 -4
24 CJ Penha	05:54	1-2	0-1	0-0	0 0 0	0 0	2	0	0	0	0 0 -5
2 Armani Mighty	02:22	0-0	0-0	0-0	0 0 0	0 0	0	0	0	0	0 0 4
23 Andrew Kenny	02:22	0-0	0-0	2-2	1 1 1	0 1	2	0	0	0	0 0 4
30 Quinn Pemberton	02:22	0-0	0-0	0-0	0 1 1	0 0	0	1	1	0	0 0 4
4 Abe Atiyeh	01:03	0-1	0-0	0-0	0 1 1	0 0	0	0	0	0	0 0 0
Totals		20-49	4-14	13-14	6 19 25	8 14	57	17	16	5	4 3 -19

Shooting By Period

1st FG%	10-25 40.0%
3PT%	3-8 37.5%
FT%	4-4 100%
2nd FG%	10-24 41.7%
3PT%	1-6 16.7%
FT%	9-10 90%
GM FG%	20-49 40.8%
3PT%	4-14 28.6%
FT%	13-14 92.9%

Dead Ball Rebounds: 0, 0

Technical Fouls: NONE

Virginia - 76 Record: 16-3 (8-2)

NO. Name	Min	FG M-A	3P M-A	FT M-A	Rebounds OR DR TOT	Fouls PF FD	TP	AS	TO	ST	Blocks BS BA +/-
1 Jayden Gardner	F 24:05	8-12	0-1	2-2	3 3 6	1 1	18	0	0	1	0 1 14
5 Ben Vander Plas	F 17:37	1-4	0-1	0-0	0 3 3	1 0	2	1	1	0	0 1 9
0 Kheii Clark	G 27:35	2-9	1-3	2-2	2 1 3	2 2	7	6	0	1	0 0 11
2 Reece Beekman	G 30:33	4-6	0-2	3-3	0 1 1	2 4	11	8	4	1	0 0 20
4 Armaan Franklin	G 30:28	6-13	3-7	3-3	1 6 7	1 1	18	3	3	2	1 1 30
11 Isaac McKneely	24:29	5-8	2-4	0-0	4 4 4	1 0	12	0	0	0	0 1 8
22 Francisco Caffaro	07:19	0-0	0-0	0-0	1 1 0	0 0	0	0	0	0	0 0 -7
13 Ryan Dunn	15:45	3-3	0-0	0-0	1 3 4	1 0	6	1	1	2	1 0 17
21 Kadin Shedrick	14:42	1-2	0-1								

GAME 21 - VIRGINIA TECH 74, NO. 6 VIRGINIA 68



Official Basketball Box Score - Final
Virginia at Virginia Tech
02/04/23 Cassell Coliseum, Blacksburg, Va.
2022-23 Men's Basketball

Game Time: 12:00 PM
Game Duration: 1:57
Attendance: 8,925

Officials: Ted Valentine, Lamar Simpson, Justin Porterfield

Box score table for Game 21, Virginia vs Virginia Tech. Includes player stats for Virginia (Jayden Gardner, Ben Vander Plas, etc.) and Virginia Tech (Grant Bastie, Justyn Mutts, etc.).

Box score table for Game 21, Virginia Tech vs Virginia. Includes player stats for Virginia Tech (Grant Bastie, Justyn Mutts, etc.) and Virginia (Jayden Gardner, Ben Vander Plas, etc.).

Summary statistics for Game 21, including Points from Turnovers, Paint, Second Chance, Fast Breaks, and Bench for both teams.

GAME 22 - NO. 8 VIRGINIA 63, NO. 22 NC STATE 50



Official Basketball Box Score - Final
NC State at Virginia
02/07/23 John Paul Jones Arena, Charlottesville
No. 8 Virginia vs No. 22 N.C. State Men's Basketball

Game Time: 9:00 PM
Game Duration: 1:56
Attendance: 14,070

Officials: Roger Ayers, Jamie Luckie, Jeffrey Clark

Box score table for Game 22, NC State vs Virginia. Includes player stats for NC State (Greg Gantt, D.J. Burns Jr., etc.) and Virginia (Jayden Gardner, Ben Vander Plas, etc.).

Box score table for Game 22, Virginia vs NC State. Includes player stats for Virginia (Jayden Gardner, Ben Vander Plas, etc.) and NC State (Greg Gantt, D.J. Burns Jr., etc.).

Summary statistics for Game 22, including Points from Turnovers, Paint, Second Chance, Fast Breaks, and Bench for both teams.

GAME 23 - NO. 8 VIRGINIA 69, DUKE 62



Official Basketball Box Score - Final
N.C. Central at Virginia
1/10/23 John Paul Jones Arena, Charlottesville
2022-23 Men's Basketball

Game Time: 10:00 AM
Game Duration: 1:58
Attendance: 13,288

Officials: Roger Ayers, Andrew Tranter, Scott Adkins

Box score table for Game 23, N.C. Central vs Virginia. Includes player stats for N.C. Central (Kris Monroe, Brendan Medley-Bacon, etc.) and Virginia (Kris Monroe, Brendan Medley-Bacon, etc.).

Box score table for Game 23, Virginia vs N.C. Central. Includes player stats for Virginia (Kris Monroe, Brendan Medley-Bacon, etc.) and N.C. Central (Kris Monroe, Brendan Medley-Bacon, etc.).

Summary statistics for Game 23, including Points from Turnovers, Paint, Second Chance, Fast Breaks, and Bench for both teams.

GAME 24 - NO. 7 VIRGINIA 61, LOUISVILLE 58



Official Basketball Box Score - Final
Virginia at Louisville
02/15/23 KFC Yum! Center, Louisville
2022-23 Men's Basketball

Game Time: 7:01 PM
Game Duration: 2:00
Attendance: 11,570

Officials: Ben Smith, Jamie Luckie, Paul Selez

Box score table for Game 24, Virginia vs Louisville. Includes player stats for Virginia (Jayden Gardner, Ben Vander Plas, etc.) and Louisville (Mike James, JJ Treyner, etc.).

Box score table for Game 24, Louisville vs Virginia. Includes player stats for Louisville (Mike James, JJ Treyner, etc.) and Virginia (Jayden Gardner, Ben Vander Plas, etc.).

Summary statistics for Game 24, including Points from Turnovers, Paint, Second Chance, Fast Breaks, and Bench for both teams.

GAME 25 - NO. 7 VIRGINIA 57, NOTRE DAME 55



Official Basketball Box Score - Final
Notre Dame at Virginia
 02/18/23 John Paul Jones Arena, Charlottesville
 No. 7 Virginia vs Notre Dame Men's Basketball

Game Time: 12:00 PM
 Game Duration: 1:48
 Attendance: 14,230

Officials: Pat Driscoll, Doug Simmons, Jeb Hartness

Notre Dame - 55		Record: 10-17 (2-14)													Shooting By Period		
NO.	Name	Min	FG M-A	3P M-A	FT M-A	Rebounds OR DR TOT	Fouls PF FD	TP	AS	TO	ST	Blocks BS BA	+/-	1 st	2 nd	3 rd	FT%
2	Ven-Allen Lubin	F 07:06	0-1	0-0	0-0	0 0 0	1 0	0	0	0	0	0 0 1	-6	1 st FG%	9-23	39.1%	
14	Nate Laszewski	F 36:08	6-14	2-7	4-4	1 7 8	0 3	18	2	0	0	1 1	-1	3 rd FT%	5-15	33.3%	
1	JJ Starling	G 14:28	0-2	0-0	0-0	0 1 1	2 1	0	0	2	0	0 0 0	1	FT%	2-2	100%	
5	Cornac Ryan	G 35:17	3-7	2-6	0-0	0 2 2	1 0	8	2	0	2	0 0 0	2	2 nd FG%	11-28	39.3%	
10	Marcus Hammond	G 28:47	4-6	0-1	2-2	0 5 5	2 4	10	2	2	0	0 0 0	3	3 rd FT%	2-11	18.2%	
23	Dane Goodwin	G 36:26	5-13	2-7	0-0	0 4 4	4 1	12	0	1	2	0 0 0	-3	GM FG%	20-51	39.2%	
3	Trey Wertz	G 26:00	1-5	0-2	2-4	1 2 3	1 4	4	5	1	0	0 0 0	-2	3 rd FT%	7-26	26.9%	
25	Matt Zona	G 15:48	1-3	1-3	0-0	1 5 6	1 1	3	0	1	0	0 0 0	-4	FT%	8-10	80.0%	
Team						0 1 1		0		1				Dead Ball Rebounds: 2.0			
Totals			20-51	7-26	8-10	3 27 30	12 14	55	11	8	4	1 2	-2				

Technical Fouls: NONE

Virginia - 57		Record: 21-4 (13-3)													Shooting By Period		
NO.	Name	Min	FG M-A	3P M-A	FT M-A	Rebounds OR DR TOT	Fouls PF FD	TP	AS	TO	ST	Blocks BS BA	+/-	1 st	2 nd	3 rd	FT%
1	Jayden Gardner	F 26:41	3-8	0-0	2-3	4 8 12	3 4	8	2	2	0	1 0	6	1 st FG%	10-26	38.5%	
5	Ben Vander Plas	F 28:35	3-8	2-6	0-0	0 4 4	3 0	8	1	1	1	0 0	-9	3 rd FT%	4-15	26.7%	
0	Kihei Clark	G 31:58	4-7	1-2	6-8	0 1 1	2 4	15	4	3	1	0 0	-4	FT%	5-7	71.4%	
2	Reece Beekman	G 36:16	4-12	2-5	1-2	1 3 4	1 2	11	5	0	1	0 0	2	2 nd FG%	9-26	34.6%	
4	Armaan Franklin	G 35:54	4-11	2-7	2-2	0 4 4	0 1	12	2	0	0	0 0	-3	3 rd FT%	3-9	33.3%	
21	Kadin Shedrick	G 10:04	0-0	0-0	0-0	1 2 3	3 0	0	0	0	1	0 0	5	GM FG%	19-52	36.5%	
11	Isaac McKneely	G 20:29	1-5	0-3	1-1	1 3 4	1 1	3	0	0	0	0 0	6	3 rd FT%	7-24	29.2%	
13	Ryan Dunn	G 10:03	0-1	0-0	0-0	0 1 1	1 0	0	0	0	2	0 0	7	FT%	12-16	75.0%	
Team						0 2 2		0		0				Dead Ball Rebounds: 3.0			
Totals			19-52	7-24	12-16	7 28 35	14 12	57	14	6	6	2 1	2				

Technical Fouls: NONE

	UND	UVA	Points from	UND	UVA	Period by Period Scoring			
Biggest lead	2 (2 nd 18:09)	9 (1 st 4:24)	Turnovers	4	3	1st	2nd	TOT	
Best Scoring Run	8 (2 nd 18:09)	7 (1 st 4:24)	Paint	22	14	UND	25	30	55
Lead Changes	8		Second Chance	4	3	UVA	29	28	57
Times Tied	5		Fast Breaks	6	0				
Time with Lead	01:45	33:40	Bench	19	3				

GAME 27 - VIRGINIA AT NORTH CAROLINA

GAME 28 - VIRGINIA VS. CLEMSON

THE LAST TIME

VIRGINIA INDIVIDUALS

- **Scored 30 points:** Kyle Guy vs. Marshall (12/31/18)
- **Scored 40 points:** Sean Singletary (41) at Miami (3/1/08)
- **Two players with 20 points:** Jay Huff (21) and Sam Hauser (21) vs. Syracuse (1/25/21)
- **Three players with 20 points:** Chris Williams (27), Roger Mason, Jr. (22) and Donald Hand (20) vs. Duke (1/5/00)
- **Four players with 20 points:** Chris Williams (23), Donald Hand (22), Adam Hall (21) and Travis Watson (20) vs. Georgetown (3/15/00)
- **A player with back-to-back 25-point games:** Joe Harris, 26 vs. Virginia Tech (2/12/13), 27 at North Carolina (2/16/13)
- **One player scored in double figures:** Jayden Gardner (17) vs. North Carolina (3/10/22)
- **No players scored in double figures:** vs. Florida (3/18/17)
- **Five players scored in double figures:** Kihei Clark (20), Armaan Franklin (15), Jayden Gardner (12), Reece Beekman (11), Ben Vander Plas (10) vs. Virginia Tech (1/18/23)
- **Six players scored in double figures:** Sean Singletary (27), Adrian Joseph (13), Jamil Tucker (13), Mamadi Diane (12), Calvin Baker (11) and Laurynas Mikaluskas (11) vs. Maryland (3/9/08)
- **Seven players scored in double figures:** Cornel Parker (20), Junior Burrough (15), Ted Jeffries (14), Cory Alexander (13), Jason Williford (12), Yuri Barnes (11) and Doug Smith (11) vs. Clemson (1/13/93)
- **Had 15 rebounds:** Mike Tobey (16) vs. Tennessee State (11/25/14)
- **Had 20 rebounds:** Mike Tobey (20) vs. Louisville (3/5/16)
- **Had 25 rebounds:** Bob Mortell (25) vs. Washington & Lee (2/27/60)
- **Two players with 10 rebounds:** Francisco Caffaro (12) and Jayden Gardner (10) at Notre Dame (1/29/22)
- **Three players with 10 rebounds:** Jay Huff (12), Kihei Clark (11) and Braxton Key (10) at Syracuse (11/6/19)
- **Double-Double:** Ben Vander Plas (10 points, 11 rebounds) at Louisville (2/15/23)
- **Two players had a double-double:** Jayden Gardner (22 points, 10 rebounds) and Francisco Caffaro (11 points and 12 rebounds) at Notre Dame (1/29/22)
- **Three players had a double-double:** Jason Williford (10 pts, 15 rebs), Ted Jeffries (23 pts, 10 rebs), and Cornel Parker (11 pts, 11 rebs) at William & Mary (1/25/93)
- **Double-Double with points and assists:** Kihei Clark (12 points, 10 assists) at Syracuse (1/30/23)
- **Triple-Double:** Ralph Sampson (15 pts, 22 rebs, 10 blks) vs. Old Dominion (12/29/79)
- **Three Double-Doubles in a row:** Sam Hauser [3] (13 pts, 10 rebs) at Notre Dame (12/30/20), (16 pts, 11 rebs) vs. Wake Forest (1/6/21), (17 pts, 10 rebs) at Boston College (1/9/21)
- **Four Double-Doubles in a row:** Mike Scott [5] (27 pts, 15 rebs) vs. Oklahoma (11/23/10), (16 pts, 10 rebs) vs. Wichita State (11/24/10), (17 pts, 12 rebs) at Minnesota (11/29/10), (21 pts, 13 rebs) at Virginia Tech (12/5/10), (10 pts, 13 rebs) vs. Radford (12/7/10)
- **20 points and 20 rebounds:** Travis Watson (21 points, 20 rebounds) vs. Wofford (1/2/03)
- **20 points and 10 rebounds:** Armaan Franklin (25 points, 10 rebounds) at Wake Forest (1/21/23)
- **13 assists:** Kihei Clark (13) vs. Navy (12/29/19)
- **11 assists:** Kihei Clark (11) vs. Syracuse (1/7/23)
- **10 assists:** Kihei Clark (10) at Syracuse (1/30/23)
- **5 blocked Shots:** Kadin Shedrick (6) vs. Clemson (12/22/21)
- **5 steals:** Reece Beekman (5) vs. North Carolina (1/10/23)
- **Led UVA in points, rebounds and assists:** Sam Hauser (15 points, 9 rebounds, 3 assists) vs. Ohio (3/20/21)
- **Hit a last second shot to win a game:** Reece Beekman at Duke (2/7/22) [3-pointer with 1.1 seconds remaining]
- **Played more than 40 minutes:** Reece Beekman (41) vs. Duke (2/11/23)
- **Played all 40 minutes:** Kihei Clark (40), vs. St. Bonaventure (3/22/22)

VIRGINIA TEAM

- **Won in Overtime:** 69-62 vs. Duke (2/11/23)
- **Lost in Overtime:** 63-55 vs. Syracuse (1/11/20)
- **Played Two Overtimes:** at Virginia Tech, 80-78 2 OT (2/12/17)
- **Played Three Overtimes:** vs. Georgetown, L 115-111 (3/15/00)
- **Shot 70 percent for a half:** 70.4% (19-27) vs. Austin Peay - 1st Half (11/13/17)
- **Shot 60 percent in a game:** 60% (30-50) vs. Miami (2/5/22)
- **Shot less than 30 percent in a game:** 29.5% (13-44) vs. VCU (12/9/18)
- **Shot 100 percent from the free throw line:** 100% (10-10) vs. Boston College (1/28/23)
- **Shot 90 percent from the free throw line:** 91.3% (21-23) vs. Georgia Tech (2/12/22)
- **Shot 70 percent from 3-point line:** 72% (18-25) at Syracuse (3/4/19)
- **Shot less than 30 percent in a half:** 28% (7-25) in 1st Half vs. St. Bonaventure (3/22/22)
- **Shot less than 20 percent in a half:** 18.5% (5-27) in 1st Half vs. North Carolina (3/10/22)
- **Shot 55 percent or better and lost:** 58.5% (31-53) at North Carolina (2/16/13)
- **Shot 50 percent or better and lost:** 52.6% (30-57) vs. Iowa (11/29/21)
- **Attempted 50 FTs:** 52 (made 34) vs. Howard (12/12/94)
- **Attempted 35 3-pointers:** 38 (11-38) vs. Va. Tech (2/10/18)
- **Did Not Attempt a FT:** 0 vs. Wisconsin (11/27/17)
- **Made 30 FTs:** 31 (31 of 36) vs. Tennessee (3/18/07)
- **Made 15 3-pt FGs:** 15 at Wake Forest (1/21/23)
- **Failed to make a 3-pt FG:** vs. Louisville (0 of 6) (3/9/22)
- **Had 50 rebounds:** 50 vs. JMU (11/10/19)
- **Had 25 assists:** 26 vs. Iowa State (3/25/16)
- **Had 15 steals:** 16 vs. NC State (2/24/08)
- **Had 10 blocks:** 10 vs. JMU (12/6/22)
- **Scored 50 pts in a half:** 56 vs. Baylor, 2nd half (11/18/22)
- **Scored 60 pts in a half:** 60 vs. Gonzaga, 1st half (1/3/07)
- **Scored 70 pts in a half:** 70 vs. Coastal Carolina, 2nd half (11/20/00)
- **Scored 100 pts (ACC):** 103 vs. Maryland (1/16/07)
- **Scored 100 pts (non-conf):** 100 vs. Marshall (12/31/18)
- **Scored under 20 pts in 1st half:** 17 vs. St. Bonaventure (3/22/22)
- **Scored under 20 pts in 2nd half:** 19 at North Carolina (2/18/17)
- **Scored under 50 pts in a game:** 43 vs. North Carolina (3/10/22)
- **Defeated top-5 opponent:** 86-79 vs. #5 Baylor (11/18/22)
- **Defeated top-5 opponent on the road:** 65-63 at #4 Duke (1/27/18)
- **Defeated top-5 opponent at neutral site:** 86-79 vs. #5 Baylor (11/18/22)
- **Defeated top-ranked opponent:** 86-73 vs. #1 North Carolina (1/30/86)
- **Won when trailing by 16 points:** Trained 32-16 during 63-61 vs. Ohio State (11/30/16)
- **Won when trailing by 17 points:** Trained 31-14 during 61-58 overtime win vs. Maryland (3/10/13)
- **Consecutive games holding ACC opponents to fewer than 70 points at home:** 38 (current)

OPPONENT INDIVIDUALS

- **Scored 30 points:** Buddy Boeheim (31), Syracuse (3/11/21)
 - **Scored 35 points:** Carsen Edwards (42), Purdue (3/30/19)
 - **Scored 40 points:** Carsen Edwards (42), Purdue (3/30/19)
 - **Scored 50 points:** Len Chappell (50), Wake (2/12/62)
 - **Two players with 20 points:** Jericole Hellems (21) and Tarquavion Smith (20) at NC State (1/22/22)
 - **Two players with 25 points:** Corey Kispert (32) and Drew Timme (29) vs. Gonzaga (12/26/20)
 - **Three players with 20 points:** Jordan McRae (21), Jarnell Stokes (20), Josh Richardson (20), at Tennessee (12/30/13)
 - **Two players with 30 points:** Trevor Powell (31) and Tony Smith (31) at Marquette (2/3/90)
 - **No players scored in double figures:** Lehigh (11/26/21)
 - **Five players scored in double figures:** Jarace Walker (17), Marcus Sasser (13), Tramon Mark (13), Jamal Shead (11), J'Wan Roberts (10) vs. Houston (12/17/22)
 - **Six players scored in double figures:** C.J. Harris (15), Ari Stewart (12), Travis McKie (12), J.T. Terrell (11), Ty Walker (11), Gary Clark (10), at Wake Forest (1/29/11)
 - **Seven players scored in double figures:** Stanley Burrell (15), Drew Lavender (13), C.J. Anderson (12), B.J. Raymond (12), Josh Duncan (11), Charles Bronson (11) and Jason Love (10), at Xavier (1/3/08)
 - **Double-Double:** Matthew Cleveland (10 points, 10 rebounds), at Florida State (1/14/23)
 - **Double-Double with points and assists:** Keifer Sykes (21 pts, 10 assts), at Green Bay (12/7/13)
 - **Two players had a double-double:** Marvin Bagley III (30 pts, 14 rebs) & Wendell Carter Jr. (14 pts, 15 rebs), Duke (1/27/18)
 - **Player had 20 points and 20 rebounds:** Armando Bacot (29 points, 22 rebounds), North Carolina (1/8/222)
 - **Had 15 rebounds:** Amando Bacot (16), North Carolina (2/20/20)
 - **Had 20 rebounds:** Armando Bacot (22), North Carolina (1/8/22)
 - **Had 10 assists:** Keifer Sykes (10), at Green Bay (12/7/13)
 - **5 Blocked Shots:** Moses Wright (5), Georgia Tech (1/23/21)
 - **5 Steals:** Jordan Miller (7), Miami (2/5/22) & Jose Alvarado (6), Georgia Tech (1/23/21)
 - **Hit a last second shot to win a game:** Matthew Cleveland, Florida State (2/26/22), 3-pointer at the end of regulation
- ## OPPONENT TEAM
- **Shot less than 30 percent in a game:** 27.3% (15-55), JMU (12/6/22)
 - **Shot less than 30 percent in a game (ACC):** 27.1% (13-48), Virginia Tech (1/4/20)
 - **Shot 60 percent in a game:** 60% (30-50) at NC State (1/22/22)
 - **Shot 55 percent or better and lost:** 55.3% (26-47), Cleveland State (11/25/09)
 - **Scored 100 pts:** 106, Washington (11/22/10)
 - **Scored 90 pts in an ACC game:** 93, North Carolina (2/16/13)
 - **Scored 60 pts in a half:** 60, at Miami, 2nd half (3/1/08)
 - **Scored 50 pts in a half:** 54, vs. Gonzaga, 2nd half (12/26/21)
 - **Scored 45 pts in the first half:** 45, at Florida State (2/15/21)
 - **Scored under 10 pts in 1st half:** 7, at Pitt (2/24/18)
 - **Scored under 20 pts in 1st half:** 19, Georgia Tech (2/12/22)
 - **Scored under 20 pts in 2nd half:** 19, vs. Towson (11/25/20)
 - **Scored under 40 pts in a game:** 39, vs. Virginia Tech (1/4/20)
 - **Had 25 assists:** 27, at Xavier (1/3/08)
 - **Had 15 steals:** 15, VMI (11/16/08)
 - **Had 10 blocks:** 10 at Maryland (3/5/11)
 - **Failed to make a 3-pt FG:** Georgia Tech (1/22/15)



2022-23 Virginia Men's Basketball



0 · KIHEI CLARK
Gr. · G · 5-10 · 167
Woodland Hills, Calif.




1 · JAYDEN GARDNER
5th Year · F · 6-6 · 233
Wake Forest, N.C.




2 · REECE BEEKMAN
Jr. · G · 6-3 · 190
Milwaukee, Wis.




4 · ARMAAN FRANKLIN
Sr. · G · 6-4 · 200
Indianapolis, Ind.



5 · BEN VANDER PLAS
Gr. · F · 6-8 · 236
Ripon, Wis.



10 · TAINÉ MURRAY
So. · G · 6-5 · 205
Auckland, N.Z.



11 · ISAAC MCKNEELY
Fr. · G · 6-4 · 179
Poca, W.Va.



12 · CHASE COLEMAN
Sr. · G · 5-10 · 165
Norfolk, Va.



13 · RYAN DUNN
Fr. · G · 6-8 · 208
Freeport, N.Y.



21 · KADIN SHEDRICK
R-Jr. · F · 6-11 · 231
Raleigh, N.C.



22 · FRANCISCO CAFFARO
R-Sr. · C · 7-1 · 254
Sante Fe, Argentina



23 · ISAAC TRAUDT
Fr. · F · 6-10 · 229
Grand Island, Neb.



24 · TRISTAN HOW
Jr. · F · 6-7 · 202
Virginia Beach, Va.



35 · LEON BOND III
Fr. · G/F · 6-5 · 200
Wauwatosa, Wis.



TONY BENNETT
Head Coach
14th Season



KIHEI CLARK

Graduate Student • Guard • 5-10 • 167
Woodland Hills, Calif. • Taft Charter

2022-23 HIGHLIGHTS

- Cousy Award Preseason Top-20 Watch List
- Had 9 points, five assists and four rebounds vs. NCCU (11/7/22)
- Recorded eight points, seven assists and two steals vs. Monmouth (11/11/22)
- Scored 12 points and had two steals vs. Illinois (11/20/22)
- Handed out a game-high eight assists vs. UMES (11/25/22)
- Scored 16 points at Michigan (11/29/22)
- Recorded game-high 18 points (9 of 10 FT) vs. FSU (12/3/22)
- Scored 18 points and dished seven assists vs. JMU (12/6/22)
- Registered nine points and eight assists vs. Houston (12/17/22)
- Tallied 13 points and three steals at Miami (12/20/22)
- Registered eight points and 10 assists, including his 600th career assist, in his school record 139th game vs. UAlbany (12/28/22)
- Team-highs in points (15) and assists (8) at Georgia Tech (12/31/22)
- Game-high 17 points and eight assists at Pitt (1/3/23)
- Tallied a game-high 11 assists vs. Syracuse (1/7/23)
- Had nine points and game-high six assists at Florida State (1/14/23)
- Recorded 20 points and five assists vs. Virginia Tech (1/18/23)
- Tallied 12 points and 10 assists for third career double-double at Syracuse (1/30/23)
- Scored 17 points at Virginia Tech (2/4/23)
- Registered 16 points, five rebounds and five assists vs. Duke (2/11/23)
- Tallied 14 points and six assists at Louisville (2/15/23)
- Scored 15 points along with four assists, becoming UVA's all-time assists leader vs. Notre Dame (2/18/23)

CLARK CAREER STATISTICS

SEASON	TEAM	GP-GS	MIN	Field Goals		3-Point		F-Throws		Rebounds				Scoring							
				FG-FGA	FG%	3FG-3FGA	3FG%	FT-FTA	FT%	OFF	DEF	TOT	AVG	PF-FO	A	TO	BLK	STL	PTS	AVG	
2018-19	UVa	38-20	1020	26.8	55-157	.350	29-85	.341	33-40	.825	16	73	89	2.3	52-0	97	39	0	28	172	4.5
2019-20	UVa	30-30	1112	37.1	105-280	.375	36-96	.375	78-89	.876	11	114	125	4.2	54-0	176	105	3	37	324	10.8
2020-21	UVa	25-23	850	34.0	85-207	.411	20-62	.323	47-64	.734	6	45	51	2.0	30-0	113	53	0	18	237	9.5
2021-22	UVa	35-35	1263	36.1	117-302	.387	54-156	.346	61-78	.782	12	91	103	2.9	40-0	153	77	4	30	349	10.0
2022-23	UVa	25-25	830	33.2	93-211	.441	31-77	.403	78-104	.750	11	57	68	2.7	40-0	146	52	3	28	295	11.8
TOTAL		153-133	5075	33.2	455-1157	.393	170-476	.357	297-375	.792	56	380	436	2.8	216-0	685	326	10	141	1377	9.0

Single Game Highs

Statistic	Value	
Points	25	vs Duke 02/23/22
Rebounds	11	at Syracuse 11/06/19
Assists	13	vs Navy 12/29/19
Steals	3	13 times
Blocks	1	10 times
FG Made	9	vs Duke 02/23/22
FG Attempts	16	vs Florida St. 02/26/22
3FG Made	6	vs Duke 02/23/22
3FG Attempts	11	vs Duke 02/23/22
FT Made	10	vs Boston College 02/01/22
FT Attempts	12	vs Kent St. 12/04/20, vs James Madison 12/06/22

CLARK 2022-23 GAME-BY-GAME

Opponent	Date	GS	MIN	Total		3-Pointers		Free throws		Rebounds				PF	A	TO	BLK	STL	PTS	AVG	
				FG-FGA	PCT	3FG-3FGA	PCT	FT-FTA	PCT	OFF	DEF	TOT	AVG								
N.C. Central	11/07/2022	*	34:08	3-9	.333	2-6	.333	1-4	.250	0	2	2	2.0	1	5	2	0	0	9	9.0	
Monmouth	11/11/2022	*	20:26	3-4	.750	2-3	.667	0-0	.000	1	0	1	1.5	1	7	0	0	2	8	8.5	
vs Baylor	11/18/2022	*	35:23	3-8	.375	1-2	.500	0-0	.000	0	4	4	2.3	0	3	3	0	0	7	8.0	
vs Illinois	11/20/2022	*	34:10	4-9	.444	2-4	.500	2-2	1.000	1	2	3	2.5	1	3	2	0	2	12	9.0	
UMES	11/25/2022	*	31:01	1-4	.250	0-1	.000	3-3	1.000	0	2	2	2.4	1	8	2	1	2	5	8.2	
at Michigan	11/29/2022	*	38:02	4-9	.444	1-2	.500	7-8	.875	0	2	2	2.3	1	4	1	0	1	16	9.5	
Florida St.	12/03/2022	*	35:27	4-9	.444	1-3	.333	9-10	.900	1	2	3	2.4	0	3	3	0	1	18	10.7	
James Madison	12/06/2022	*	38:56	5-11	.455	2-5	.400	6-12	.500	0	2	2	2.4	1	7	3	0	1	18	11.6	
Houston	12/17/2022	*	35:18	2-8	.250	1-5	.200	4-4	1.000	0	2	2	2.3	4	8	2	0	1	9	11.3	
at Miami (FL)	12/20/2022	*	30:00	2-10	.200	1-3	.333	8-9	.889	2	2	4	2.5	2	3	0	0	3	13	11.5	
UAlbany	12/28/2022	*	26:41	3-4	.750	1-1	1.000	1-2	.500	0	4	4	2.6	1	10	2	0	2	8	11.2	
at Georgia Tech	12/31/2022	*	30:34	6-9	.667	2-3	.667	1-3	.333	1	1	2	2.6	1	8	3	0	3	15	11.5	
at Pittsburgh	01/03/2023	*	34:38	7-12	.583	2-5	.400	1-1	1.000	0	4	4	2.7	4	8	5	0	0	17	11.9	
Syracuse	01/07/2023	*	32:24	2-5	.400	0-1	.000	1-2	.500	1	1	2	2.6	3	11	3	0	2	5	11.4	
North Carolina	01/10/2023	*	37:49	3-8	.375	0-1	.000	1-3	.333	0	2	2	2.6	2	2	2	0	2	7	11.1	
at Florida St.	01/14/2023	*	36:12	4-10	.400	0-2	.000	1-1	1.000	0	5	5	2.8	1	6	1	0	1	9	11.0	
Virginia Tech	01/18/2023	*	35:48	7-14	.500	2-5	.400	4-4	1.000	0	2	2	2.7	0	5	1	1	1	20	11.5	
at Wake Forest	01/21/2023	*	28:29	2-7	.286	2-4	.500	6-7	.857	1	2	3	2.7	4	4	2	1	0	12	11.6	
Boston College	01/28/2023	*	27:35	2-9	.222	1-3	.333	2-2	1.000	2	1	3	2.7	2	6	0	0	1	7	11.3	
at Syracuse	01/30/2023	*	35:43	3-7	.429	2-4	.500	4-4	1.000	0	2	2	2.7	1	10	5	0	0	12	11.4	
at Virginia Tech	02/04/2023	*	35:29	6-13	.462	3-7	.429	2-2	1.000	1	4	5	2.8	3	4	2	0	0	17	11.6	
NC State	02/07/2023	*	35:49	1-4	.250	0-1	.000	4-5	.800	0	2	2	2.8	0	6	3	0	2	6	11.4	
Duke	02/11/2023	*	36:56	7-10	.700	1-3	.333	1-3	.333	0	2	2	2.7	1	5	1	0	0	16	11.6	
at Louisville	02/15/2023	*	30:59	5-11	.455	1-1	1.000	3-5	.600	0	4	4	2.8	3	6	1	0	0	14	11.7	
Notre Dame	02/18/2023	*	31:58	4-7	.571	1-2	.500	6-8	.750	0	1	1	2.7	2	4	3	0	1	15	11.8	
Totals			25	829:55	93-211	.441	31-77	.403	78-104	.750	11	57	68	2.7	40	146	52	3	28	295	11.8

Player Averages

Games Played	Minutes/game	Points/game	FG Pct	3FG Pct	FT Pct	Rebounds/game	Assists/game	Turnovers/game	Assist/Turnover ratio	Steals/game	Blocks/game
25	33.2	11.8	44.1	40.3	75.0	2.7	5.8	2.1	2.8	1.1	0.1



1 JAYDEN GARDNER

Fifth Year • Forward • 6-6 • 233
Wake Forest, N.C. • Heritage • East Carolina

2022-23 HIGHLIGHTS

- Preseason All-ACC second team
- Malone Award Preseason Top-20 Watch List
- Surpassed 2,000 career points with three points vs. NCCU (11/7/22)
- Recorded 12 points and five rebounds vs. Illinois (11/20/22)
- Scored game-high 26 points (12 of 15 FG) vs. UMES (11/22/22)
- Registered 12 points and 11 rebounds at Michigan (11/29/22)
- Tallied 14 points and eight rebounds vs. JMU (12/6/22)
- Netted 13 points along with six rebounds vs. Houston (12/17/22)
- Recorded 16 points and seven rebounds vs. UAlbany (12/28/22)
- Scored 14 points at Georgia Tech (12/31/22)
- Scored 10 points and grabbed 1,000th career rebound vs. Syracuse (1/7/23)
- Tallied 12 points and four rebounds vs. Virginia Tech (1/18/23)
- Recorded 18 points and six rebounds vs. Boston College (1/28/23)
- Team highs in points (17) and rebounds (8) at Syracuse (1/30/23)
- Registered 20 points and 10 rebounds at Virginia Tech (2/4/23)
- Scored 18 points along with five rebounds vs. NC State (2/7/23)
- Tallied eight points and 12 rebounds vs. Notre Dame (2/18/23)

GARDNER CAREER STATISTICS

SEASON	TEAM	GP-GS	MIN/AVG	Field Goals		3-Point		F-Throws		Rebounds				Scoring						
				FG-FGA	FG%	3FG-3FGA	3FG%	FT-FTA	FT%	OFF	DEF	TOT	AVG	PF-FO	A	TO	BLK	STL	PTS	AVG
2018-19	ECU	31-31	948/30.6	166-337	.493	2-10	.200	171-228	.750	93	169	262	8.5	88-3	39	75	14	24	505	16.3
2019-20	ECU	31-30	1066/34.4	223-428	.521	4-20	.200	160-218	.734	91	194	285	9.2	91-4	67	83	15	34	610	19.7
2020-21	ECU	19-18	665/35.0	123-257	.479	3-6	.500	98-133	.737	39	119	158	8.3	42-0	27	45	3	11	347	18.3
2021-22	UVa	35-35	1144/32.7	219-437	.501	3-14	.214	96-121	.793	80	143	223	6.4	74-0	50	52	13	18	537	15.3
2022-23	UVa	25-25	615/24.6	111-216	.514	0-1	.000	56-86	.651	49	80	129	5.2	45-0	15	26	10	23	278	11.1
TOTAL FOR UVa		60-60	1759/29.3	330-653	.505	3-15	.200	152-207	.734	129	223	352	5.9	119-0	65	78	23	41	815	13.6
TOTAL		141-139	4438/31.5	842-1675	.503	12-51	.235	581-786	.739	352	705	1057	7.5	340-7	198	281	55	110	2277	16.1

Single Game Highs

Statistic	Value
Points	35 at UCF 01/13/19
Rebounds	20 at UCF 01/13/19
Assists	4 10 times
Steals	3 4 times
Blocks	3 vs Georgia Tech 02/12/22, at Miami (FL) 02/19/22
FG Made	14 vs Fairleigh Dickinson 12/18/21
FG Attempts	24 vs Temple 02/23/20
3FG Made	2 vs UCF 03/04/21, vs Iowa 11/29/21
3FG Attempts	4 vs SMU 01/11/20, vs Clemson 12/22/21
FT Made	16 vs App State 11/30/18
FT Attempts	19 vs App State 11/30/18

GARDNER 2022-23 GAME-BY-GAME

Opponent	Date	GS	MIN	Total		3-Pointers		Free throws		Rebounds				PF	A	TO	BLK	STL	PTS	AVG
				FG-FGA	PCT	3FG-3FGA	PCT	FT-FTA	PCT	OFF	DEF	TOT	AVG							
N.C. Central	11/07/2022	*	19:41	0-4	.000	0-0	.000	3-5	.600	4	5	9	9.0	0	0	0	0	0	3	3.0
Monmouth	11/11/2022	*	15:46	3-7	.429	0-0	.000	3-4	.750	3	2	5	7.0	4	1	0	0	0	9	6.0
vs Baylor	11/18/2022	*	17:12	1-4	.250	0-0	.000	5-7	.714	0	3	3	5.7	2	2	2	0	1	7	6.3
vs Illinois	11/20/2022	*	26:46	3-5	.600	0-0	.000	6-9	.667	2	3	5	5.5	1	1	3	0	1	12	7.8
UMES	11/25/2022	*	25:01	12-15	.800	0-0	.000	2-5	.400	0	3	3	5.0	2	0	0	0	0	26	11.4
at Michigan	11/29/2022	*	33:07	6-15	.400	0-0	.000	0-0	.000	3	8	11	6.0	1	2	1	0	3	12	11.5
Florida St.	12/03/2022	*	23:29	5-9	.556	0-0	.000	0-0	.000	5	2	7	6.1	2	0	3	2	2	10	11.3
James Madison	12/06/2022	*	32:22	5-7	.714	0-0	.000	4-8	.500	2	6	8	6.4	2	0	1	2	2	14	11.6
Houston	12/17/2022	*	33:17	4-8	.500	0-0	.000	5-6	.833	2	4	6	6.3	0	0	0	1	0	13	11.8
at Miami (FL)	12/20/2022	*	20:26	4-6	.667	0-0	.000	0-2	.000	0	2	2	5.9	2	0	0	0	2	8	11.4
UAlbany	12/28/2022	*	27:15	7-11	.636	0-0	.000	2-3	.667	3	4	7	6.0	0	0	0	2	0	16	11.8
at Georgia Tech	12/31/2022	*	22:01	7-12	.583	0-0	.000	0-0	.000	0	2	2	5.7	2	1	1	0	1	14	12.0
at Pittsburgh	01/03/2023	*	23:22	2-7	.286	0-0	.000	0-0	.000	1	2	3	5.5	2	1	0	0	2	4	11.4
Syracuse	01/07/2023	*	26:54	4-11	.364	0-0	.000	2-3	.667	1	2	3	5.3	2	0	0	0	0	10	11.3
North Carolina	01/10/2023	*	15:01	1-2	.500	0-0	.000	1-2	.500	0	1	1	5.0	3	0	1	0	0	3	10.7
at Florida St.	01/14/2023	*	18:45	1-4	.250	0-0	.000	1-2	.500	1	2	3	4.9	3	0	1	0	0	3	10.3
Virginia Tech	01/18/2023	*	21:43	5-6	.833	0-0	.000	2-3	.667	1	3	4	4.8	3	1	2	0	1	12	10.4
at Wake Forest	01/21/2023	*	19:37	2-7	.286	0-0	.000	1-2	.500	0	2	2	4.7	0	1	1	1	0	5	10.1
Boston College	01/28/2023	*	24:05	8-12	.667	0-1	.000	2-2	1.000	3	3	6	4.7	1	0	0	0	1	18	10.5
at Syracuse	01/30/2023	*	28:28	6-11	.545	0-0	.000	5-7	.714	5	3	8	4.9	0	0	3	0	2	17	10.8
at Virginia Tech	02/04/2023	*	30:36	8-18	.444	0-0	.000	4-7	.571	6	4	10	5.1	4	1	3	1	2	20	11.2
NC State	02/07/2023	*	32:13	6-12	.500	0-0	.000	6-6	1.000	2	3	5	5.1	0	1	0	0	1	18	11.5
Duke	02/11/2023	*	23:12	3-5	.600	0-0	.000	0-0	.000	0	1	1	5.0	4	1	2	0	1	6	11.3
at Louisville	02/15/2023	*	27:45	5-10	.500	0-0	.000	0-0	.000	1	2	3	4.9	2	0	0	0	1	10	11.3
Notre Dame	02/18/2023	*	26:41	3-8	.375	0-0	.000	2-3	.667	4	8	12	5.2	3	2	2	1	0	8	11.1
Totals		25	614:45	111-216	.514	0-1	.000	56-86	.651	49	80	129	5.2	45	15	26	10	23	278	11.1

Player Averages

Games Played	Minutes/game	Points/game	FG Pct	3FG Pct	FT Pct	Rebounds/game	Assists/game	Turnovers/game	Assist/Turnover ratio	Steals/game	Blocks/game
25	24.6	11.1	51.4	0.0	65.1	5.2	0.6	1.0	0.6	0.9	0.4



2 REECE BEEKMAN

Junior • Guard • 6-3 • 190
Baton Rouge, La. • Scotlandville Magnet

2022-23 HIGHLIGHTS

- MVP of Continental Main Event in Las Vegas (11/20/21)
- ACC Player of the Week (11/21/22)
- Netted 10 points with five assists vs. NCCU (11/7/22)
- Had seven points and six assists vs. Monmouth (11/11/22)
- Recorded 10 points and 10 assists vs. Baylor (11/18/22)
- Registered 17 points and three steals vs. Illinois (11/20/22)
- Tallied nine points, five rebounds and four steals vs. UMEs (11/25/22)
- Scored team-high 18 points at Michigan (11/29/22)
- Played four minutes before leaving with injury vs. JMU (12/6/22)
- Posted 10 points, nine rebounds and nine assists at Miami (12/20/22)
- Missed the UAlbany (12/28/22) game due to injury
- Tallied 12 points and six rebounds at Pitt (1/3/23)
- Recorded 13 points and seven rebounds vs. Syracuse (1/7/23)
- Scored 13 points along with five assists and five steals vs. UNC (1/10/23)
- Scored 11 points along with seven assists vs. Virginia Tech (1/18/23)
- Recorded 11 points and eight assists vs. Boston College (1/28/23)
- Collected 15 points and five assists at Virginia Tech (2/4/23)
- Tallied 15 points, four assists and three steals vs. NC State (2/7/23)
- Scored 11 points along with five assists and four rebounds vs. Notre Dame (2/18/23)

BEEKMAN CAREER STATISTICS

SEASON	TEAM	GP-GS	MIN/AVG	Field Goals		3-Point		F-Throws		Rebounds				Scoring						
				FG-FGA	FG%	3FG-3FGA	3FG%	FT-FTA	FT%	OFF	DEF	TOT	AVG	PF-FO	A	TO	BLK	STL	PTS	AVG
2020-21	UVa	25-20	733/29.3	42-110	.382	9-37	.243	25-33	.758	5	66	71	2.8	37-0	75	29	10	30	118	4.7
2021-22	UVa	35-35	1228/35.1	115-256	.449	22-65	.338	35-46	.761	15	121	136	3.9	62-2	181	50	25	73	287	8.2
2022-23	UVa	24-24	756/31.5	77-188	.410	24-61	.393	55-68	.809	14	62	76	3.2	44-0	120	37	12	36	233	9.7
TOTAL	84-79	2718/32.4	234-554	.422	55-163	.337	115-147	.782	34	249	283	3.4	143-2	376	116	47	139	638	7.6	

Single Game Highs

Statistic	Value	
Points	20	vs Clemson 12/22/21
Rebounds	12	at Louisville 03/05/22
Assists	11	vs Louisville 01/24/22
Steals	6	vs Navy 11/09/21
Blocks	2	9 times
FG Made	8	at Pittsburgh 01/19/22
FG Attempts	12	4 times
3FG Made	3	4 times
3FG Attempts	5	5 times
FT Made	6	vs Illinois 11/20/22
FT Attempts	8	vs Illinois 11/20/22

BEEKMAN 2022-23 GAME-BY-GAME

Opponent	Date	GS	MIN	Total		3-Pointers		Free throws		Rebounds				PF	A	TO	BLK	STL	PTS	AVG	
				FG-FGA	PCT	3FG-3FGA	PCT	FT-FTA	PCT	OFF	DEF	TOT	AVG								
N.C. Central	11/07/2022	*	26:05	3-7	.429	2-3	.667	2-2	1.000	0	3	3	3.0	3	5	4	0	1	10	10.0	
Monmouth	11/11/2022	*	21:27	2-7	.286	1-4	.250	2-2	1.000	1	1	2	2.5	2	6	1	2	2	7	8.5	
vs Baylor	11/18/2022	*	33:32	2-6	.333	2-2	1.000	4-4	1.000	0	1	1	2.0	1	10	3	1	1	10	9.0	
vs Illinois	11/20/2022	*	33:35	5-12	.417	1-3	.333	6-8	.750	1	3	4	2.5	2	3	1	0	3	17	11.0	
UMES	11/25/2022	*	28:08	3-5	.600	1-1	1.000	2-2	1.000	0	5	5	3.0	0	2	2	1	4	9	10.6	
at Michigan	11/29/2022	*	38:06	7-10	.700	1-1	1.000	3-4	.750	1	3	4	3.2	1	5	1	0	1	18	11.8	
Florida St.	12/03/2022	*	31:08	1-7	.143	0-3	.000	5-6	.833	0	4	4	3.3	3	5	1	1	0	7	11.1	
James Madison	12/06/2022	*	03:47	1-1	1.000	0-0	.000	0-0	.000	0	0	0	2.9	0	1	0	0	0	2	10.0	
Houston	12/17/2022	*	33:33	1-5	.200	1-3	.333	1-2	.500	1	2	3	2.9	4	5	3	1	1	4	9.3	
at Miami (FL)	12/20/2022	*	34:31	5-9	.556	0-1	.000	0-1	.000	2	7	9	3.5	3	9	4	0	0	10	9.4	
at Georgia Tech	12/31/2022	*	26:45	3-6	.500	2-3	.667	0-0	.000	1	3	4	3.5	1	4	2	0	2	8	9.3	
at Pittsburgh	01/03/2023	*	35:32	4-9	.444	3-5	.600	1-1	1.000	0	6	6	3.8	2	3	1	0	0	12	9.5	
Syracuse	01/07/2023	*	31:18	3-5	.600	2-3	.667	5-6	.833	0	1	1	3.5	3	7	1	0	2	13	9.8	
North Carolina	01/10/2023	*	38:30	5-12	.417	0-2	.000	3-4	.750	0	2	2	3.4	0	5	2	1	5	13	10.0	
at Florida St.	01/14/2023	*	36:21	3-10	.300	2-3	.667	0-0	.000	1	2	3	3.4	2	4	1	0	0	8	9.9	
Virginia Tech	01/18/2023	*	34:41	4-10	.400	1-3	.333	2-2	1.000	1	2	3	3.4	1	7	0	1	1	11	9.9	
at Wake Forest	01/21/2023	*	24:59	2-6	.333	2-5	.400	2-2	1.000	1	2	3	3.4	4	6	0	0	1	8	9.8	
Boston College	01/28/2023	*	30:33	4-6	.667	0-2	.000	3-3	1.000	0	1	1	3.2	2	8	4	0	1	11	9.9	
at Syracuse	01/30/2023	*	32:35	2-4	.500	1-2	.500	2-2	1.000	0	1	1	3.1	2	2	2	1	0	7	9.7	
at Virginia Tech	02/04/2023	*	36:53	5-11	.455	0-2	.000	5-6	.833	2	2	4	3.2	2	5	1	1	0	15	10.0	
NC State	02/07/2023	*	33:04	6-11	.545	0-0	.000	3-5	.600	0	3	3	3.1	3	4	1	0	3	15	10.2	
Duke	02/11/2023	*	40:54	2-11	.182	0-1	.000	0-0	.000	1	5	6	3.3	1	7	0	1	3	4	10.0	
at Louisville	02/15/2023	*	33:39	0-6	.000	0-4	.000	3-4	.750	0	0	0	3.1	1	2	2	1	4	3	9.7	
Notre Dame	02/18/2023	*	36:16	4-12	.333	2-5	.400	1-2	.500	1	3	4	3.2	1	5	0	0	1	11	9.7	
Totals			24	755:52	77-188	.410	24-61	.393	55-68	.809	14	62	76	3.2	44	120	37	12	36	233	9.7

Player Averages

Games Played	Minutes/game	Points/game	FG Pct	3FG Pct	FT Pct	Rebounds/game	Assists/game	Turnovers/game	Assist/Turnover ratio	Steals/game	Blocks/game
24	31.5	9.7	41.0	39.3	80.9	3.2	5.0	1.5	3.2	1.5	0.5



4 ARMAAN FRANKLIN

Senior • Guard • 6-4 • 200
Indianapolis, Ind. • Cathedral • Indiana

2022-23 HIGHLIGHTS

- Scored game-high 21 points (4-7 3FGs) vs. NCCU (11/7/22)
- Set career highs in points (26), free throws (9) and free throw attempts (10) vs. Baylor (11/18/22)
- Scored eight points vs. JMU (12/6/22)
- Scored 10 points vs. Houston (12/17/22)
- Tallied 20 points and career-high two blocked vs. UAlbany (12/28/22)
- Scored 11 points along with a career-high five steals at Georgia Tech (12/31/22)
- Netted 14 points and four rebounds at Pitt (1/3/23)
- Scored team-high 16 points (4-9 3FG) vs. Syracuse (1/7/23)
- Recorded 12 points and career highs in rebounds (9) and blocks (3) vs. UNC (1/10/23)
- Scored game-high 20 points and added team-high seven rebounds at Florida State (1/14/23)
- Tallied 15 points vs. Virginia Tech (1/18/23)
- Scored 25 points and added career-high 10 rebounds for first career double-double at Wake Forest (1/21/23)
- Scored 18 points vs. Boston College (1/28/23)
- Netted 12 points at Syracuse (1/30/23)
- Scored a game-high 23 points vs. Duke (2/11/23)
- Scored 14 points along with five rebounds at Louisville (2/15/23)
- Scored 12 points vs. Notre Dame (2/18/23)

FRANKLIN CAREER STATISTICS

SEASON	TEAM	GP-GS	MIN/AVG	Field Goals		3-Point		F-Throws		Rebounds				Scoring						
				FG-FGA	FG%	3FG-3FGA	3FG%	FT-FTA	FT%	OFF	DEF	TOT	AVG	PF-FO	A	TO	BLK	STL	PTS	AVG
2019-20	IND	32-9	441/13.8	39-112	.348	17-64	.266	24-39	.615	2	50	52	1.6	43-0	41	30	3	8	119	3.7
2020-21	IND	22-20	664/30.2	87-203	.429	36-85	.424	40-54	.741	13	78	91	4.1	61-3	47	48	5	26	250	11.4
2021-22	UVa	35-34	1031/29.5	140-357	.392	53-179	.296	57-75	.760	11	86	97	2.8	71-0	49	43	9	35	390	11.1
2022-23	UVa	25-25	747/29.9	108-253	.427	53-133	.398	49-69	.710	14	92	106	4.2	35-0	33	21	10	24	318	12.7
TOTAL FOR UVa	60-59	1778/29.6	248-610	.407	106-312	.340	106-144	.736	25	178	203	3.4	106-0	82	64	19	59	708	11.8	
TOTAL	114-88	2882/25.3	374-925	.404	159-461	.345	170-237	.717	40	306	346	3.0	210-3	170	142	27	93	1077	9.4	

Single Game Highs


Statistic	Value	
Points	26	vs Baylor 11/18/22
Rebounds	10	at Wake Forest 01/21/23
Assists	8	vs Western Ill. 11/05/19
Steals	5	at Georgia Tech 12/31/22
Blocks	3	vs North Carolina 01/10/23
FG Made	9	at Wake Forest 01/21/23, vs Duke 02/11/23
FG Attempts	21	at Wake Forest 01/21/23
3FG Made	5	7 times
3FG Attempts	13	at Wake Forest 01/21/23
FT Made	9	vs Baylor 11/18/22
FT Attempts	10	vs Baylor 11/18/22

FRANKLIN 2022-23 GAME-BY-GAME

Opponent	Date	GS	MIN	Total		3-Pointers		Free throws		Rebounds				PF	A	TO	BLK	STL	PTS	AVG	
				FG-FGA	PCT	3FG-3FGA	PCT	FT-FTA	PCT	OFF	DEF	TOT	AVG								
N.C. Central	11/07/2022	*	34:52	5-9	.556	4-7	.571	7-8	.875	1	3	4	4.0	1	1	0	0	0	21	21.0	
Monmouth	11/11/2022	*	18:22	3-6	.500	2-4	.500	0-0	.000	0	3	3	3.5	3	0	2	0	0	8	14.5	
vs Baylor	11/18/2022	*	33:26	7-12	.583	3-6	.500	9-10	.900	1	3	4	3.7	2	1	1	0	3	26	18.3	
vs Illinois	11/20/2022	*	33:50	4-12	.333	1-5	.200	0-0	.000	0	5	5	4.0	3	0	2	0	2	9	16.0	
UMES	11/25/2022	*	27:21	2-6	.333	1-4	.250	0-0	.000	0	4	4	4.0	0	3	0	0	0	5	13.8	
at Michigan	11/29/2022	*	25:58	1-6	.167	0-2	.000	0-2	.000	0	4	4	4.0	2	0	1	0	0	2	11.8	
Florida St.	12/03/2022	*	21:53	3-7	.429	2-4	.500	1-2	.500	0	2	2	3.7	3	0	3	1	0	9	11.4	
James Madison	12/06/2022	*	26:15	3-8	.375	2-5	.400	0-0	.000	0	3	3	3.6	4	2	1	0	1	8	11.0	
Houston	12/17/2022	*	24:10	3-6	.500	2-3	.667	2-2	1.000	0	6	6	3.9	1	0	1	0	0	10	10.9	
at Miami (FL)	12/20/2022	*	13:04	0-7	.000	0-3	.000	0-0	.000	0	2	2	3.7	0	0	0	1	0	0	9.8	
UAlbany	12/28/2022	*	31:08	7-13	.538	3-6	.500	3-3	1.000	1	1	2	3.5	0	0	1	2	0	20	10.7	
at Georgia Tech	12/31/2022	*	31:28	3-12	.250	3-9	.333	2-2	1.000	2	1	3	3.5	1	4	0	0	5	11	10.8	
at Pittsburgh	01/03/2023	*	30:08	6-12	.500	2-3	.667	0-0	.000	1	3	4	3.5	1	3	0	0	2	14	11.0	
Syracuse	01/07/2023	*	33:54	4-11	.364	4-9	.444	4-7	.571	2	4	6	3.7	1	3	1	1	2	16	11.4	
North Carolina	01/10/2023	*	36:26	4-13	.308	0-5	.000	4-7	.571	1	8	9	4.1	0	2	1	3	0	12	11.4	
at Florida St.	01/14/2023	*	32:56	8-13	.615	4-7	.571	0-0	.000	1	6	7	4.3	2	0	1	0	1	20	11.9	
Virginia Tech	01/18/2023	*	32:44	6-9	.667	2-3	.667	1-1	1.000	0	5	5	4.3	1	1	0	0	0	15	12.1	
at Wake Forest	01/21/2023	*	37:24	9-21	.429	5-13	.385	2-4	.500	1	9	10	4.6	2	1	0	1	0	25	12.8	
Boston College	01/28/2023	*	30:28	6-13	.462	3-7	.429	3-3	1.000	1	6	7	4.7	1	3	3	1	2	18	13.1	
at Syracuse	01/30/2023	*	33:50	4-11	.364	3-9	.333	1-2	.500	0	0	0	4.5	2	1	1	0	1	12	13.1	
at Virginia Tech	02/04/2023	*	30:38	2-9	.222	1-4	.250	1-3	.333	0	2	2	4.4	2	2	0	0	2	6	12.7	
NC State	02/07/2023	*	22:56	0-5	.000	0-1	.000	2-2	1.000	0	2	2	4.3	1	1	0	0	0	2	12.2	
Duke	02/11/2023	*	37:16	9-13	.692	3-5	.600	2-5	.400	1	2	3	4.2	0	0	1	0	1	23	12.7	
at Louisville	02/15/2023	*	30:48	5-8	.625	1-2	.500	3-4	.750	1	4	5	4.3	2	3	1	0	2	14	12.8	
Notre Dame	02/18/2023	*	35:54	4-11	.364	2-7	.286	2-2	1.000	0	4	4	4.2	0	2	0	0	0	12	12.7	
Totals			25	747:08	108-253	.427	53-133	.398	49-69	.710	14	92	106	4.2	35	33	21	10	24	318	12.7

Player Averages

Games Played	Minutes/game	Points/game	FG Pct	3FG Pct	FT Pct	Rebounds/game	Assists/game	Turnovers/game	Assist/Turnover ratio	Steals/game	Blocks/game
25	29.9	12.7	42.7	39.8	71.0	4.2	1.3	0.8	1.6	1.0	0.4



5 BEN VANDER PLAS

Graduate Student • Forward • 6-8 • 236
Ripon, Wis. • Ripon • Ohio University

2022-23 HIGHLIGHTS

- Recorded seven points and four rebounds in UVA debut vs. NCCU (11/7/22)
- Tallied 10 points, three rebounds and three assists vs. Monmouth (11/11/22)
- Scored 14 points vs. Baylor (11/18/22)
- Tallied eight points and game-high 10 rebounds vs. Illinois (11/20/22)
- Scored 10 points at Michigan (11/29/22)
- Netted 20 points (4-9 3FG) at Miami (12/20/22)
- Secured his 800th career rebound at Georgia Tech (12/31/22)
- Registered 17 points, eight rebounds and career-high three blocks vs. UNC (1/10/23)
- Netted 15 points along with team-high seven rebounds and three assists at Florida State (1/14/23)
- Recorded 10 points, seven rebounds and three assists vs. Virginia Tech (1/18/23)
- Contributed eight points and seven rebounds at Wake Forest (1/21/23)
- Recorded seven points, six rebounds and six assists at Syracuse (1/30/23)
- Scored 13 points and added four steals vs. Duke (2/11/23)
- Recorded 10 points and 11 rebounds at Louisville (2/15/23)

VANDER PLAS CAREER STATISTICS

SEASON	TEAM	GP-GS	MIN/AVG	Field Goals		3-Point		F-Throws		Rebounds				Scoring						
				FG-FGA	FG%	3FG-3FGA	3FG%	FT-FTA	FT%	OFF	DEF	TOT	AVG	PF-FO	A	TO	BLK	STL	PTS	AVG
2018-19	Ohio	31-1	718/23.2	94-231	.407	50-162	.309	29-41	.707	40	122	162	5.2	55-0	48	33	15	28	267	8.6
2019-20	Ohio	31-31	1022/33.0	183-372	.492	41-137	.299	80-135	.593	39	175	214	6.9	84-2	86	89	21	32	487	15.7
2020-21	Ohio	25-25	845/33.8	114-263	.433	51-146	.349	42-55	.764	19	126	145	5.8	60-1	94	58	15	36	321	12.8
2021-22	Ohio	35-35	1237/35.4	166-362	.459	67-198	.338	98-138	.710	40	197	237	6.8	81-3	107	63	16	62	497	14.2
2022-23	Uva	25-11	624/25.0	66-161	.410	30-98	.306	27-47	.574	21	97	118	4.7	46-0	39	17	10	18	189	7.6
TOTAL FOR Uva		25-11	624/25.0	66-161	.410	30-98	.306	27-47	.574	21	97	118	4.7	46-0	39	17	10	18	189	7.6
TOTAL		147-103	4446/30.2	623-1389	.449	239-741	.323	276-416	.663	159	717	876	6.0	326-6	374	260	77	176	1761	12.0

Single Game Highs


Statistic	Value
Points	30 vs Miami (OH) 02/15/22
Rebounds	13 at Central Mich. 02/16/19, at Western Mich. 01/04/20
Assists	10 vs Central Mich. 02/22/22
Steals	4 11 times
Blocks	3 vs North Carolina 01/10/23
FG Made	11 at Buffalo 01/14/20, vs Toledo 03/12/21
FG Attempts	20 at Buffalo 01/14/20
3FG Made	6 at Akron 03/02/19, vs Kent St. 01/07/22
3FG Attempts	11 at Bowling Green 03/01/22
FT Made	9 vs Miami (OH) 02/15/22, at NIU 03/04/22
FT Attempts	12 vs Central Mich. 03/09/20

VANDER PLAS 2022-23 GAME-BY-GAME

Opponent	Date	GS	MIN	Total		3-Pointers		Free throws		Rebounds				PF		A		TO		BLK		STL		PTS		AVG	
				FG-FGA	PCT	3FG-3FGA	PCT	FT-FTA	PCT	OFF	DEF	TOT	AVG	PF	A	TO	BLK	STL	PTS	AVG							
N.C. Central	11/07/2022		22:52	2-5	.400	2-4	.500	1-2	.500	0	4	4	4.0	1	2	0	1	1	7	7.0							
Monmouth	11/11/2022		19:11	3-4	.750	2-3	.667	2-3	.667	0	3	3	3.5	1	3	0	1	0	10	8.5							
vs Baylor	11/18/2022		24:06	4-5	.800	2-3	.667	4-6	.667	0	2	2	3.0	1	1	1	0	1	14	10.3							
vs Illinois	11/20/2022		24:10	0-3	.000	0-3	.000	8-9	.889	2	8	10	4.8	2	2	1	0	0	8	9.8							
UMES	11/25/2022		19:07	1-3	.333	0-0	.000	0-1	.000	3	4	7	5.2	3	2	0	0	1	2	8.2							
at Michigan	11/29/2022		24:23	4-5	.800	1-1	1.000	1-2	.500	0	0	0	4.3	1	1	1	0	0	10	8.5							
Florida St.	12/03/2022		26:36	3-11	.273	1-5	.200	0-0	.000	1	3	4	4.3	2	1	0	1	0	7	8.3							
James Madison	12/06/2022		25:55	1-4	.250	0-3	.000	1-2	.500	0	5	5	4.4	2	1	2	0	0	3	7.6							
Houston	12/17/2022		16:59	0-7	.000	0-6	.000	0-0	.000	0	0	0	3.9	0	1	1	0	0	0	6.8							
at Miami (FL)	12/20/2022		27:18	7-13	.538	4-9	.444	2-3	.667	2	2	4	3.9	3	2	1	0	0	20	8.1							
UAlbany	12/28/2022	*	15:06	1-4	.250	1-4	.250	0-2	.000	1	1	2	3.7	3	1	0	1	0	3	7.6							
at Georgia Tech	12/31/2022		21:04	1-3	.333	0-1	.000	1-2	.500	1	5	6	3.9	0	0	0	0	2	3	7.3							
at Pittsburgh	01/03/2023		21:57	1-4	.250	0-3	.000	0-0	.000	1	0	1	3.7	2	0	0	0	2	2	6.8							
Syracuse	01/07/2023		24:45	2-7	.286	2-6	.333	0-0	.000	0	4	4	3.7	1	1	2	1	1	6	6.8							
North Carolina	01/10/2023		26:38	6-10	.600	3-7	.429	2-3	.667	1	7	8	4.0	2	1	0	3	2	17	7.5							
at Florida St.	01/14/2023	*	34:10	6-11	.545	3-6	.500	0-0	.000	0	7	7	4.2	2	3	1	0	0	15	7.9							
Virginia Tech	01/18/2023	*	29:33	4-11	.364	2-7	.286	0-0	.000	1	6	7	4.4	1	3	1	0	1	10	8.1							
at Wake Forest	01/21/2023	*	28:56	3-7	.429	2-4	.500	0-0	.000	2	5	7	4.5	3	2	2	0	0	8	8.1							
Boston College	01/28/2023	*	17:37	1-4	.250	0-1	.000	0-0	.000	0	3	3	4.4	1	1	1	0	0	2	7.7							
at Syracuse	01/30/2023	*	32:06	3-7	.429	1-2	.500	0-0	.000	2	5	7	4.6	3	6	0	0	0	7	7.7							
at Virginia Tech	02/04/2023	*	28:38	0-4	.000	0-3	.000	0-0	.000	0	5	5	4.6	1	2	0	0	1	0	7.3							
NC State	02/07/2023	*	19:05	2-3	.667	0-1	.000	0-0	.000	1	2	3	4.5	2	0	0	0	0	4	7.2							
Duke	02/11/2023	*	30:24	4-7	.571	0-2	.000	5-11	.455	0	4	4	4.5	4	2	1	1	4	13	7.4							
at Louisville	02/15/2023	*	35:03	4-11	.364	2-8	.250	0-1	.000	3	8	11	4.8	2	0	1	0	1	10	7.5							
Notre Dame	02/18/2023	*	28:35	3-8	.375	2-6	.333	0-0	.000	0	4	4	4.7	3	1	1	1	1	8	7.6							
Totals			11	624:14	66-161	.410	30-98	.306	27-47	.574	21	97	118	4.7	46	39	17	10	18	189	7.6						

Player Averages

Games Played	Minutes/game	Points/game	FG Pct	3FG Pct	FT Pct	Rebounds/game	Assists/game	Turnovers/game	Assist/Turnover ratio	Steals/game	Blocks/game
25	25.0	7.6	41.0	30.6	57.4	4.7	1.6	0.7	2.3	0.7	0.4



10 TAINÉ MURRAY

Sophomore • Guard • 6-5 • 205
Auckland, N.Z. • Rosmini College

2022-23 HIGHLIGHTS

- Netted seven points in 16 minutes vs. Monmouth (11/11/22)
- Played 12 minutes vs. UMES (11/25/22)
- Played three minutes vs. JMU (12/6/22)
- Scored two points in nine minutes of action at Miami (12/20/22)
- Played four minutes at Georgia Tech (12/31/22)

MURRAY CAREER STATISTICS

SEASON	TEAM	GP-GS	MIN	AVG	Field Goals		3-Point		F-Throws		Rebounds				Scoring						
					FG-FGA	FG%	3FG-3FGA	3FG%	FT-FTA	FT%	OFF	DEF	TOT	AVG	PF	FO	A	TO	BLK	STL	PTS
2021-22	UVa	19-0	143	7.5	13-33	.394	8-23	.348	4-8	.500	6	11	17	0.9	14-0	2	4	1	2	38	2.0
2022-23	UVa	8-0	63	7.8	4-14	.286	1-10	.100	3-4	.750	0	9	9	1.1	5-0	3	2	2	0	12	1.5
TOTAL		27-0	206	7.6	17-47	.362	9-33	.273	7-12	.583	6	20	26	1.0	19-0	5	6	3	2	50	1.9

Single Game Highs

Statistic	Value	
Points	14	vs Iowa 11/29/21
Rebounds	4	vs UMES 11/25/22
Assists	1	5 times
Steals	1	vs Radford 11/12/21, at NC State 01/22/22
Blocks	1	vs Pittsburgh 12/03/21, vs Monmouth 11/11/22, vs James Madison 12/06/22
FG Made	5	vs Iowa 11/29/21
FG Attempts	7	vs Iowa 11/29/21
3FG Made	4	vs Iowa 11/29/21
3FG Attempts	6	vs Iowa 11/29/21
FT Made	2	at Clemson 01/04/22, vs UAlbany 12/28/22
FT Attempts	2	5 times

MURRAY 2022-23 GAME-BY-GAME

Opponent	Date	GS	MIN	Total		3-Pointers		Free throws		Rebounds				PF	A	TO	BLK	STL	PTS	AVG
				FG-FGA	PCT	3FG-3FGA	PCT	FT-FTA	PCT	OFF	DEF	TOT	AVG							
N.C. Central	11/07/2022		02:13	0-0	.000	0-0	.000	0-0	.000	0	1	1	1.0	0	0	0	0	0	0	0.0
Monmouth	11/11/2022		16:04	3-6	.500	1-3	.333	0-0	.000	0	0	0	0.5	2	1	0	1	0	7	3.5
UMES	11/25/2022		12:04	0-3	.000	0-3	.000	1-2	.500	0	4	4	1.7	2	1	0	0	0	1	2.7
James Madison	12/06/2022		03:09	0-0	.000	0-0	.000	0-0	.000	0	0	0	1.3	0	1	0	1	0	0	2.0
at Miami (FL)	12/20/2022		08:54	1-1	1.000	0-0	.000	0-0	.000	0	1	1	1.2	1	0	1	0	0	2	2.0
UAlbany	12/28/2022		13:15	0-2	.000	0-2	.000	2-2	1.000	0	3	3	1.5	0	0	0	0	0	2	2.0
at Georgia Tech	12/31/2022		04:09	0-1	.000	0-1	.000	0-0	.000	0	0	0	1.3	0	0	0	0	0	0	1.7
Boston College	01/28/2023		02:54	0-1	.000	0-1	.000	0-0	.000	0	0	0	1.1	0	0	1	0	0	0	1.5
Totals		0	62:42	4-14	.286	1-10	.100	3-4	.750	0	9	9	1.1	5	3	2	2	0	12	1.5

Player Averages

Games Played	Minutes/game	Points/game	FG Pct	3FG Pct	FT Pct	Rebounds/game	Assists/game	Turnovers/game	Assist/Turnover ratio	Steals/game	Blocks/game
8	7.8	1.5	28.6	10.0	75.0	1.1	0.4	0.3	1.5	0.0	0.3



11 ISAAC MCKNEELY

Freshman • Guard • 6-4 • 179
Poca, W.Va. • Poca

2022-23 HIGHLIGHTS

- Scored three points in collegiate debut vs. NCCU (11/7/22)
- Game-high 15 points (4 of 6 3FG) vs. Monmouth (11/11/22)
- Tallied six points and three rebounds vs. UMES (11/25/22)
- Scored four points vs. JMU (12/6/22)
- Netted nine points (2 of 5 3FG) vs. Houston (12/17/22)
- Scored nine points (3 of 5 3FG) along with four rebounds at Georgia Tech (12/31/22)
- Drilled a pair of 3-pointers at Pitt (1/3/23)
- Scored 12 points on four 3-pointers vs. Syracuse (1/7/23)
- Scored 11 points (3-4 3FG) vs. UNC (1/10/23)
- Tallied seven points vs. Virginia Tech (1/18/23)
- Scored 11 points (3-6 3FG) at Wake Forest (1/21/23)
- Recorded 12 points and four rebounds vs. Boston College (1/28/23)
- Scored six points along with four rebounds at Syracuse (1/30/23)
- Scored eight points (2-2 3FG) at Virginia Tech (2/4/23)
- Netted eight points (2-5 3FG) vs. NC State (2/7/23)
- Scored six points (2-3 3FG) at Louisville (2/15/23)

MCKNEELY CAREER STATISTICS

SEASON TEAM	GP-GS	MIN	Field Goals		3-Point		F-Throws		Rebounds				Scoring							
			FG-FGA	FG%	3FG-3FGA	3FG%	FT-FTA	FT%	OFF	DEF	TOT	AVG	PF-FO	A	TO	BLK	STL	PTS	AVG	
2022-23 UVa	25-1	539	21.6	55-133	.414	40-96	.417	12-17	.706	6	49	55	2.2	28-0	21	19	4	10	162	6.5
TOTAL	25-1	539	21.6	55-133	.414	40-96	.417	12-17	.706	6	49	55	2.2	28-0	21	19	4	10	162	6.5

Single Game Highs


Statistic	Value	
Points	15	vs Monmouth 11/11/22
Rebounds	5	vs Florida St. 12/03/22, at Miami (FL) 12/20/22
Assists	3	at Miami (FL) 12/20/22, at Wake Forest 01/21/23
Steals	1	10 times
Blocks	2	vs NC State 02/07/23
FG Made	5	vs Monmouth 11/11/22, vs Boston College 01/28/23
FG Attempts	9	at Miami (FL) 12/20/22
3FG Made	4	vs Monmouth 11/11/22, vs Syracuse 01/07/23
3FG Attempts	7	at Miami (FL) 12/20/22, vs Syracuse 01/07/23
FT Made	2	at Miami (FL) 12/20/22, vs Virginia Tech 01/18/23, at Wake Forest 01/21/23
FT Attempts	3	vs Monmouth 11/11/22

MCKNEELY 2022-23 GAME-BY-GAME

Opponent	Date	GS	MIN	Total		3-Pointers		Free throws		Rebounds				PF	A	TO	BLK	STL	PTS	AVG
				FG-FGA	PCT	3FG-3FGA	PCT	FT-FTA	PCT	OFF	DEF	TOT	AVG							
N.C. Central	11/07/2022		22:42	1-4	.250	1-4	.250	0-0	.000	0	1	1	1.0	1	0	1	1	0	3	3.0
Monmouth	11/11/2022		27:36	5-8	.625	4-6	.667	1-3	.333	0	2	2	1.5	0	1	0	0	0	15	9.0
vs Baylor	11/18/2022		11:13	0-1	.000	0-0	.000	0-0	.000	0	0	0	1.0	1	2	0	0	0	0	6.0
vs Illinois	11/20/2022		15:03	1-3	.333	1-2	.500	0-0	.000	0	0	0	0.8	1	0	0	0	0	3	5.3
UMES	11/25/2022		11:59	2-6	.333	2-4	.500	0-0	.000	0	3	3	1.2	2	0	1	0	0	6	5.4
at Michigan	11/29/2022		09:39	0-1	.000	0-1	.000	0-0	.000	0	0	0	1.0	1	0	1	0	0	0	4.5
Florida St.	12/03/2022		18:44	1-5	.200	1-4	.250	1-2	.500	2	3	5	1.6	0	0	2	0	1	4	4.4
James Madison	12/06/2022		25:57	1-6	.167	1-5	.200	1-2	.500	1	1	2	1.6	0	1	1	0	1	4	4.4
Houston	12/17/2022		24:46	3-6	.500	2-5	.400	1-1	1.000	0	2	2	1.7	1	0	0	0	0	9	4.9
at Miami (FL)	12/20/2022		30:43	1-9	.111	1-7	.143	2-2	1.000	0	5	5	2.0	1	3	2	0	1	5	4.9
UAlbany	12/28/2022	*	27:56	2-7	.286	0-3	.000	1-1	1.000	0	3	3	2.1	2	2	1	0	1	5	4.9
at Georgia Tech	12/31/2022		24:28	3-5	.600	3-5	.600	0-0	.000	1	3	4	2.3	2	2	3	0	0	9	5.3
at Pittsburgh	01/03/2023		22:52	2-5	.400	2-5	.400	0-0	.000	0	0	0	2.1	2	0	0	0	1	6	5.3
Syracuse	01/07/2023		22:24	4-7	.571	4-7	.571	0-0	.000	0	3	3	2.1	2	0	1	0	1	12	5.8
North Carolina	01/10/2023		21:00	4-5	.800	3-4	.750	0-0	.000	0	1	1	2.1	1	1	0	0	0	11	6.1
at Florida St.	01/14/2023		19:29	1-5	.200	1-2	.500	0-0	.000	0	0	0	1.9	0	1	0	0	1	3	5.9
Virginia Tech	01/18/2023		16:47	2-3	.667	1-2	.500	2-2	1.000	0	1	1	1.9	2	1	0	0	0	7	6.0
at Wake Forest	01/21/2023		23:01	3-8	.375	3-6	.500	2-2	1.000	0	2	2	1.9	3	3	0	1	1	11	6.3
Boston College	01/28/2023		24:29	5-8	.625	2-4	.500	0-0	.000	0	4	4	2.0	1	0	0	0	0	12	6.6
at Syracuse	01/30/2023		17:52	2-4	.500	2-4	.500	0-0	.000	0	4	4	2.1	0	0	2	0	0	6	6.6
at Virginia Tech	02/04/2023		22:22	3-4	.750	2-2	1.000	0-0	.000	0	4	4	2.2	1	0	1	0	0	8	6.6
NC State	02/07/2023		28:11	3-7	.429	2-5	.400	0-0	.000	1	3	4	2.3	1	2	0	2	1	8	6.7
Duke	02/11/2023		22:14	2-7	.286	0-3	.000	0-1	.000	0	0	0	2.2	0	0	2	0	1	4	6.6
at Louisville	02/15/2023		27:25	3-4	.750	2-3	.667	0-0	.000	0	1	1	2.1	2	2	1	0	0	8	6.6
Notre Dame	02/18/2023		20:29	1-5	.200	0-3	.000	1-1	1.000	1	3	4	2.2	1	0	0	0	0	3	6.5
Totals		1	539:21	55-133	.414	40-96	.417	12-17	.706	6	49	55	2.2	28	21	19	4	10	162	6.5

Player Averages

Games Played	Minutes/game	Points/game	FG Pct	3FG Pct	FT Pct	Rebounds/game	Assists/game	Turnovers/game	Assist/Turnover ratio	Steals/game	Blocks/game
25	21.6	6.5	41.4	41.7	70.6	2.2	0.8	0.8	1.1	0.4	0.2



12 CHASE COLEMAN

Senior • Guard • 5-10 • 165
Norfolk, Va. • Maury

2022-23 HIGHLIGHTS

- Dished two assists in nine minutes vs. Monmouth (11/11/22)
- Scored three points in five minutes of action vs. UMES (11/25/22)
- Played five minutes vs. UAlbany (12/28/22)
- Made 1 of 2 free throws in three minutes at Georgia Tech (12/31/22)
- Saw action vs. Boston College (1/28/23)

COLEMAN CAREER STATISTICS

SEASON	TEAM	GP	GS	MIN	Field Goals		3-Point		F-Throws		Rebounds				Scoring							
					FG-FGA	FG%	3FG-3FGA	3FG%	FT-FTA	FT%	OFF	DEF	TOT	AVG	PF	FO	A	TO	BLK	STL	PTS	AVG
2019-20	UVa	17	0	87	5-18	.278	2-8	.250	0-0	.000	0	8	8	0.5	9	4	7	0	5	12	0.7	
2020-21	UVa	5	0	7	1-1	1.000	0-0	.000	0-0	.000	0	1	1	0.2	1	0	0	0	0	2	0.4	
2021-22	UVa	4	0	7	1-2	.500	0-1	.000	0-0	.000	0	0	0	0.0	0	0	2	0	1	2	0.5	
2022-23	UVa	5	0	24	1-6	.167	1-4	.250	1-3	.333	0	0	0	0.0	3	0	4	2	0	4	0.8	
TOTAL		31	0	125	8-27	.296	3-13	.231	1-3	.333	0	9	9	0.3	13	0	8	11	0	6	20	0.6

Single Game Highs

Statistic	Value
Points	3 vs Virginia Tech 01/04/20, vs Arizona St. 11/24/19, vs UMES 11/25/22
Rebounds	2 vs Massachusetts 11/23/19
Assists	2 vs Monmouth 11/11/22
Steals	1 6 times
FG Made	1 8 times
FG Attempts	3 vs James Madison 11/10/19, vs Arizona St. 11/24/19
3FG Made	1 vs Virginia Tech 01/04/20, vs Arizona St. 11/24/19, vs UMES 11/25/22
3FG Attempts	2 at Boston College 01/07/20, vs Arizona St. 11/24/19
FT Made	1 at Georgia Tech 12/31/22
FT Attempts	2 at Georgia Tech 12/31/22

COLEMAN 2022-23 GAME-BY-GAME

Opponent	Date	GS	MIN	Total		3-Pointers		Free throws		Rebounds				Other							
				FG-FGA	PCT	3FG-3FGA	PCT	FT-FTA	PCT	OFF	DEF	TOT	AVG	PF	A	TO	BLK	STL	PTS	AVG	
Monmouth	11/11/2022		08:30	0-1	.000	0-1	.000	0-1	.000	0	0	0	0.0	1	2	1	0	0	0	0	0.0
UMES	11/25/2022		04:42	1-2	.500	1-1	1.000	0-0	.000	0	0	0	0.0	0	1	1	0	0	3	1.5	
UAlbany	12/28/2022		05:10	0-2	.000	0-1	.000	0-0	.000	0	0	0	0.0	0	1	0	0	0	0	1.0	
at Georgia Tech	12/31/2022		02:34	0-0	.000	0-0	.000	1-2	.500	0	0	0	0.0	1	0	0	0	0	1	1.0	
Boston College	01/28/2023		02:54	0-1	.000	0-1	.000	0-0	.000	0	0	0	0.0	1	0	0	0	0	0	0.8	
Totals		0	23:50	1-6	.167	1-4	.250	1-3	.333	0	0	0	0.0	3	4	2	0	0	4	0.8	

Player Averages

Games Played	Minutes/game	Points/game	FG Pct	3FG Pct	FT Pct	Rebounds/game	Assists/game	Turnovers/game	Assist/Turnover ratio	Steals/game	Blocks/game
5	4.8	0.8	16.7	25.0	33.3	0.0	0.8	0.4	2.0	0.0	0.0



13 RYAN DUNN

Freshman • Guard • 6-8 • 208
Freeport, N.Y. • Perkiomen School

2022-23 HIGHLIGHTS

- Tallied 13 points, six rebounds, three blocks and two steals in collegiate debut vs. Monmouth (11/11/22)
- Played 12 minutes vs. UMES (11/25/22)
- Scored four points (4 of 4 FT) and had five rebounds in 15 minutes vs. FSU (12/3/22)
- Recorded four points, five rebounds and three blocks in 18 minutes vs. JMU (12/6/22)
- Registered two points, three rebounds and one block at Georgia Tech (12/31/22)
- Tallied nine points, four rebounds and three blocks at Florida State (1/14/23)
- Recorded three points, three rebounds and three blocks vs. Virginia Tech (1/18/23)
- Tallied career highs in rebounds (8) and minutes (30) at Wake Forest (1/21/28)
- Chipped in six points, four rebounds, two steals and one block vs. Boston College (1/28/23)
- Blocked two shots at Virginia Tech (2/4/23)

DUNN CAREER STATISTICS

		Field Goals		3-Point		F-Throws		Rebounds				Scoring								
SEASON	TEAM	GP-GS	MIN/AVG	FG-FGA	FG%	3FG-3FGA	3FG%	FT-FTA	FT%	OFF	DEF	TOT	AVG	PF-FO	A	TO	BLK	STL	PTS	AVG
2022-23	Uva	23-0	282/12.3	23-45	.511	4-14	.286	7-12	.583	13	48	61	2.7	27-0	7	12	22	9	57	2.5
TOTAL		23-0	282/12.3	23-45	.511	4-14	.286	7-12	.583	13	48	61	2.7	27-0	7	12	22	9	57	2.5

Single Game Highs

Statistic	Value	
Points	13	vs Monmouth 11/11/22
Rebounds	8	at Wake Forest 01/21/23
Assists	2	vs Monmouth 11/11/22
Steals	2	4 times
Blocks	3	4 times
FG Made	5	vs Monmouth 11/11/22
FG Attempts	7	at Florida St. 01/14/23
3FG Made	1	4 times
3FG Attempts	3	vs Virginia Tech 01/18/23
FT Made	4	vs Florida St. 12/03/22
FT Attempts	4	vs Monmouth 11/11/22, vs Florida St. 12/03/22

DUNN 2022-23 GAME-BY-GAME

Opponent	Date	GS	MIN	Total		3-Pointers		Free throws		Rebounds				PF	A	TO	BLK	STL	PTS	AVG
				FG-FGA	PCT	3FG-3FGA	PCT	FT-FTA	PCT	OFF	DEF	TOT	AVG							
Monmouth	11/11/2022		26:42	5-6	.833	1-1	1.000	2-4	.500	1	5	6	6.0	3	2	0	3	2	13	13.0
vs Baylor	11/18/2022		06:34	1-2	.500	1-1	1.000	0-1	.000	0	0	0	3.0	1	0	0	0	0	3	8.0
vs Illinois	11/20/2022		03:22	0-0	.000	0-0	.000	0-0	.000	0	1	1	2.3	0	0	0	0	0	0	5.3
UMES	11/25/2022		11:43	0-2	.000	0-1	.000	0-0	.000	0	0	0	1.8	0	0	1	1	0	0	4.0
at Michigan	11/29/2022		04:34	0-0	.000	0-0	.000	0-0	.000	0	1	1	1.6	0	0	0	0	0	0	3.2
Florida St.	12/03/2022		15:05	0-0	.000	0-0	.000	4-4	1.000	0	5	5	2.2	3	0	0	1	0	4	3.3
James Madison	12/06/2022		18:40	2-5	.400	0-2	.000	0-0	.000	0	5	5	2.6	3	0	0	3	0	4	3.4
Houston	12/17/2022		03:08	0-0	.000	0-0	.000	0-0	.000	0	1	1	2.4	0	0	0	0	0	0	3.0
at Miami (FL)	12/20/2022		16:28	0-2	.000	0-0	.000	0-0	.000	1	1	2	2.3	1	0	0	1	0	0	2.7
UAlbany	12/28/2022		18:02	1-2	.500	0-1	.000	0-0	.000	0	3	3	2.4	1	0	2	1	0	2	2.6
at Georgia Tech	12/31/2022		11:44	1-1	1.000	0-0	.000	0-0	.000	1	2	3	2.5	0	1	1	1	0	2	2.5
at Pittsburgh	01/03/2023		04:55	0-1	.000	0-0	.000	0-0	.000	1	1	2	2.4	2	0	1	0	0	0	2.3
North Carolina	01/10/2023		01:27	0-0	.000	0-0	.000	0-0	.000	0	2	2	2.4	0	0	0	0	0	0	2.2
at Florida St.	01/14/2023		16:57	4-7	.571	1-2	.500	0-0	.000	3	1	4	2.5	2	0	0	3	0	9	2.6
Virginia Tech	01/18/2023		24:24	1-4	.250	0-3	.000	1-1	1.000	1	2	3	2.5	1	1	1	3	2	3	2.7
at Wake Forest	01/21/2023		30:11	2-3	.667	1-2	.500	0-0	.000	2	6	8	2.9	4	1	2	1	0	5	2.8
Boston College	01/28/2023		15:45	3-3	1.000	0-0	.000	0-0	.000	1	3	4	2.9	1	1	1	1	2	6	3.0
at Syracuse	01/30/2023		08:28	1-4	.250	0-0	.000	0-0	.000	1	1	2	2.9	2	0	1	0	0	2	2.9
at Virginia Tech	02/04/2023		10:05	1-1	1.000	0-0	.000	0-0	.000	0	2	2	2.8	0	0	0	2	1	2	2.9
NC State	02/07/2023		02:12	0-0	.000	0-0	.000	0-0	.000	0	0	0	2.7	0	0	1	0	0	0	2.8
Duke	02/11/2023		15:52	1-1	1.000	0-0	.000	0-0	.000	0	3	3	2.7	0	0	1	1	0	2	2.7
at Louisville	02/15/2023		06:04	0-0	.000	0-0	.000	0-2	.000	1	2	3	2.7	2	1	0	0	0	0	2.6
Notre Dame	02/18/2023		10:03	0-1	.000	0-1	.000	0-0	.000	0	1	1	2.7	1	0	0	0	2	0	2.5
Totals		0	282:26	23-45	.511	4-14	.286	7-12	.583	13	48	61	2.7	27	7	12	22	9	57	2.5

Player Averages

Games Played	Minutes/game	Points/game	FG Pct	3FG Pct	FT Pct	Rebounds/game	Assists/game	Turnovers/game	Assist/Turnover ratio	Steals/game	Blocks/game
23	12.3	2.5	51.1	28.6	58.3	2.7	0.3	0.5	0.6	0.4	1.0



21 KADIN SHEDRICK

RS Junior • Forward • 6-11 • 231
Holly Springs, N.C. • Holly Springs

2022-23 HIGHLIGHTS

- Tallied 10 points, seven rebounds, two steals and two blocks vs. NCCU (11/7/22)
- Scored nine points along with a game-high seven rebounds vs. Monmouth (11/11/22)
- Registered 17 points and two blocks vs. Baylor (11/18/22)
- Recorded 13 points (4-4 FG, 5-5 FT), three steals and two blocks vs. UMES (11/25/22)
- Tallied 12 points (5-6 FG) and two steals at Michigan (11/29/22)
- Blocked four shots vs. FSU (12/3/22) and JMU (12/6/22)
- Scored team-high 16 points vs. Houston (12/17/22)
- Netted eight points and six rebounds vs. UAlbany (12/28/22)
- Had 11 points, four rebounds and two blocks at Georgia Tech (12/31/22)
- Reached double figures with 10 points at Pitt (1/3/23)
- Posted 10 points, seven rebounds, four blocks and three steals vs. Syracuse (1/7/23)
- Recorded 10 points and six rebounds vs. NC State (2/7/23)

SHEDRICK CAREER STATISTICS

SEASON TEAM	GP-GS	MIN/AVG	Field Goals			3-Point		F-Throws		Rebounds				Scoring					
			FG-FGA	FG%	3FG-3FGA	3FG%	FT-FTA	FT%	OFF	DEF	TOT	AVG	PF-FO	A	TO	BLK	STL	PTS	AVG
2020-21 UVa	11-0	87/7.9	11-21	.524	0-1	.000	6-9	.667	12	12	24	2.2	14-0	3	6	4	2	28	2.5
2021-22 UVa	35-19	727/20.8	91-142	.641	0-1	.000	61-86	.709	55	123	178	5.1	97-2	8	31	67	20	243	6.9
2022-23 UVa	24-14	424/17.7	54-79	.684	1-4	.250	43-54	.796	25	57	82	3.4	60-2	15	16	31	23	152	6.3
TOTAL	70-33	1238/17.7	156-242	.645	1-6	.167	110-149	.738	92	192	284	4.1	171-4	26	53	102	45	423	6.0

Single Game Highs

Statistic	Value	
Points	20	at Louisville 03/05/22
Rebounds	13	at Miami (FL) 02/19/22
Assists	2	4 times
Steals	3	4 times
Blocks	6	vs Clemson 12/22/21
FG Made	8	at Duke 02/07/22, at Louisville 03/05/22
FG Attempts	9	at Louisville 03/05/22
3FG Made	1	at Michigan 11/29/22
3FG Attempts	1	6 times
FT Made	10	vs Radford 11/12/21
FT Attempts	10	vs Radford 11/12/21

SHEDRICK 2022-23 GAME-BY-GAME

Opponent	Date	GS	MIN	Total		3-Pointers		Free throws		Rebounds				PF A TO BLK STL PTS AVG						
				FG-FGA	PCT	3FG-3FGA	PCT	FT-FTA	PCT	OFF	DEF	TOT	AVG	PF	A	TO	BLK	STL	PTS	AVG
N.C. Central	11/07/2022	*	27:15	3-6	.500	0-1	.000	4-4	1.000	2	5	7	7.0	3	2	0	2	2	10	10.0
Monmouth	11/11/2022	*	20:54	2-4	.500	0-0	.000	5-6	.833	2	5	7	7.0	2	0	1	1	3	9	9.5
vs Baylor	11/18/2022	*	32:16	6-6	1.000	0-0	.000	5-7	.714	0	3	3	5.7	5	1	2	2	2	17	12.0
vs Illinois	11/20/2022	*	19:21	2-3	.667	0-0	.000	3-4	.750	1	5	6	5.8	2	1	2	1	0	7	10.8
UMES	11/25/2022	*	17:01	4-4	1.000	0-0	.000	5-5	1.000	3	0	3	5.2	0	1	1	2	3	13	11.2
at Michigan	11/29/2022	*	22:14	5-6	.833	1-1	1.000	1-3	.333	0	1	1	4.5	5	0	0	0	2	12	11.3
Florida St.	12/03/2022	*	23:50	1-3	.333	0-0	.000	1-2	.500	2	4	6	4.7	4	0	0	4	0	3	10.1
James Madison	12/06/2022	*	24:59	1-3	.333	0-1	.000	0-0	.000	0	5	5	4.8	2	1	1	4	1	2	9.1
Houston	12/17/2022	*	28:49	7-8	.875	0-0	.000	2-2	1.000	2	1	3	4.6	3	1	1	1	0	16	9.9
at Miami (FL)	12/20/2022	*	10:43	1-2	.500	0-0	.000	0-0	.000	0	1	1	4.2	2	0	1	1	0	2	9.1
UAlbany	12/28/2022		22:00	3-6	.500	0-0	.000	2-2	1.000	1	5	6	4.4	1	1	0	1	1	8	9.0
at Georgia Tech	12/31/2022	*	16:53	3-4	.750	0-0	.000	5-5	1.000	2	2	4	4.3	4	1	1	2	1	11	9.2
at Pittsburgh	01/03/2023	*	26:36	4-5	.800	0-0	.000	2-2	1.000	2	2	4	4.3	3	2	3	1	0	10	9.2
Syracuse	01/07/2023	*	23:29	4-6	.667	0-0	.000	3-4	.750	3	4	7	4.5	4	0	1	4	3	11	9.4
North Carolina	01/10/2023	*	17:51	1-2	.500	0-0	.000	0-0	.000	2	0	2	4.3	2	0	1	1	0	2	8.9
at Florida St.	01/14/2023		05:10	0-0	.000	0-0	.000	0-0	.000	0	1	1	4.1	1	0	0	0	1	0	8.3
Virginia Tech	01/18/2023		04:20	0-0	.000	0-0	.000	0-0	.000	0	1	1	3.9	0	0	0	0	1	0	7.8
at Wake Forest	01/21/2023		02:56	0-0	.000	0-0	.000	0-0	.000	0	0	0	3.7	0	1	0	0	0	0	7.4
Boston College	01/28/2023		14:42	1-2	.500	0-1	.000	0-0	.000	1	1	2	3.6	4	1	0	1	1	2	7.1
at Syracuse	01/30/2023		10:58	2-2	1.000	0-0	.000	0-0	.000	0	1	1	3.5	3	0	0	0	1	4	7.0
NC State	02/07/2023		26:30	3-5	.600	0-0	.000	4-6	.667	0	6	6	3.6	3	0	0	1	0	10	7.1
Duke	02/11/2023		07:11	0-0	.000	0-0	.000	1-2	.500	1	0	1	3.5	4	1	1	1	0	1	6.8
at Louisville	02/15/2023		08:17	1-2	.500	0-0	.000	0-0	.000	0	2	2	3.4	0	1	0	1	0	2	6.6
Notre Dame	02/18/2023		10:04	0-0	.000	0-0	.000	0-0	.000	1	2	3	3.4	3	0	0	0	1	0	6.3
Totals			14 424:19	54-79	.684	1-4	.250	43-54	.796	25	57	82	3.4	60	15	16	31	23	152	6.3

Player Averages

Games Played	Minutes/game	Points/game	FG Pct	3FG Pct	FT Pct	Rebounds/game	Assists/game	Turnovers/game	Assist/Turnover ratio	Steals/game	Blocks/game
24	17.7	6.3	68.4	25.0	79.6	3.4	0.6	0.7	0.9	1.0	1.3



22 FRANCISCO CAFFARO

RS Senior • Center • 7-1 • 254
 Santa Fe, Argentina • NBA Global Academy

2022-23 HIGHLIGHTS

- Tallied 10 points and four rebounds vs. NCCU (11/7/22)
- Missed Monmouth game due to participation with Argentina National Team at World Cup qualifier in the Dominican Republic on Nov. 10
- Scored nine points along with six rebounds for Argentina in a World Cup qualifier vs. the Dominican Republic on Nov. 10
- Recorded four points and two rebounds at Miami (12/20/22)
- Missed the Pitt game (1/3/23) with a foot injury

CAFFARO CAREER STATISTICS

SEASON TEAM	GP-GS	MIN/AVG	Field Goals		3-Point		F-Throws		Rebounds				Scoring						
			FG-FGA	FG%	3FG-3FGA	3FG%	FT-FTA	FT%	OFF	DEF	TOT	AVG	PF-FO	A	TO	BLK	STL	PTS	AVG
2019-20 UVa	20-2	150/7.5	9-17	.529	0-0	.000	10-15	.667	10	14	24	1.2	24-0	0	9	5	2	28	1.4
2020-21 UVa	17-0	117/6.9	6-12	.500	0-0	.000	8-10	.800	9	12	21	1.2	16-0	2	7	1	0	20	1.2
2021-22 UVa	35-16	620/17.7	55-105	.524	0-0	.000	41-68	.603	55	107	162	4.6	79-3	8	32	11	7	151	4.3
2022-23 UVa	15-0	111/7.4	9-13	.692	0-0	.000	6-12	.500	10	15	25	1.7	20-0	1	6	1	0	24	1.6
TOTAL	87-18	998/11.5	79-147	.537	0-0	.000	65-105	.619	84	148	232	2.7	139-3	11	54	18	9	223	2.6

Single Game Highs

Statistic	Value	
Points	16	vs Virginia Tech 01/12/22
Rebounds	12	at Notre Dame 01/29/22
Assists	1	11 times
Steals	2	at Notre Dame 01/29/22
Blocks	2	vs Fairleigh Dickinson 12/18/21, vs Florida St. 02/26/22
FG Made	5	vs Virginia Tech 01/12/22, at Notre Dame 01/29/22
FG Attempts	9	vs Wake Forest 01/15/22, at Notre Dame 01/29/22
FT Made	6	vs Virginia Tech 01/12/22
FT Attempts	10	vs Virginia Tech 01/12/22

CAFFARO 2022-23 GAME-BY-GAME

Opponent	Date	GS	MIN	Total		3-Pointers		Free throws		Rebounds				PF	A	TO	BLK	STL	PTS	AVG
				FG-FGA	PCT	3FG-3FGA	PCT	FT-FTA	PCT	OFF	DEF	TOT	AVG							
N.C. Central	11/07/2022		10:12	3-3	1.000	0-0	.000	4-5	.800	1	3	4	4.0	2	1	0	0	0	10	10.0
vs Baylor	11/18/2022		06:18	1-1	1.000	0-0	.000	0-0	.000	2	0	2	3.0	2	0	0	0	0	2	6.0
vs Illinois	11/20/2022		09:43	1-1	1.000	0-0	.000	0-0	.000	1	1	2	2.7	2	0	1	1	0	2	4.7
UMES	11/25/2022		11:53	1-1	1.000	0-0	.000	0-0	.000	1	1	2	2.5	1	0	1	0	0	2	4.0
at Michigan	11/29/2022		03:57	0-1	.000	0-0	.000	0-0	.000	0	0	0	2.0	3	0	1	0	0	0	3.2
Florida St.	12/03/2022		03:48	0-0	.000	0-0	.000	0-0	.000	1	1	2	2.0	0	0	0	0	0	0	2.7
at Miami (FL)	12/20/2022		07:53	1-1	1.000	0-0	.000	2-2	1.000	1	1	2	2.0	2	0	1	0	0	4	2.9
UAlbany	12/28/2022		13:27	1-1	1.000	0-0	.000	0-5	.000	0	2	2	2.0	1	0	1	0	0	2	2.8
at Georgia Tech	12/31/2022		05:46	0-1	.000	0-0	.000	0-0	.000	0	0	0	1.8	1	0	0	0	0	0	2.4
Syracuse	01/07/2023		04:52	0-1	.000	0-0	.000	0-0	.000	0	2	2	1.8	1	0	1	0	0	0	2.2
North Carolina	01/10/2023		05:18	0-0	.000	0-0	.000	0-0	.000	1	2	3	1.9	2	0	0	0	0	0	2.0
at Wake Forest	01/21/2023		04:27	1-1	1.000	0-0	.000	0-0	.000	1	0	1	1.8	0	0	0	0	0	2	2.0
Boston College	01/28/2023		07:19	0-0	.000	0-0	.000	0-0	.000	0	1	1	1.8	0	0	0	0	0	0	1.8
at Virginia Tech	02/04/2023		05:19	0-1	.000	0-0	.000	0-0	.000	1	0	1	1.7	1	0	0	0	0	0	1.7
Duke	02/11/2023		11:01	0-0	.000	0-0	.000	0-0	.000	0	1	1	1.7	2	0	0	0	0	0	1.6
Totals		0	111:13	9-13	.692	0-0	.000	6-12	.500	10	15	25	1.7	20	1	6	1	0	24	1.6

Player Averages

Games Played	Minutes/game	Points/game	FG Pct	3FG Pct	FT Pct	Rebounds/game	Assists/game	Turnovers/game	Assist/Turnover ratio	Steals/game	Blocks/game
15	7.4	1.6	69.2	0.0	50.0	1.7	0.1	0.4	0.2	0.0	0.1



24 TRISTAN HOW

Junior • Forward • 6-7 • 202
Virginia Beach, Va. • Norfolk Collegiate

2022-23 HIGHLIGHTS

- Scored three points along with three rebounds in collegiate debut vs. Monmouth (11/11/22)
- Totaled three rebounds in three minutes at Georgia Tech (12/31/22)
- Saw action vs. Boston College (1/28/23)

HOW CAREER STATISTICS

SEASON	TEAM	GP-GS	MIN/AVG	Field Goals		3-Point		F-Throws		Rebounds				Scoring							
				FG-FGA	FG%	3FG-3FGA	3FG%	FT-FTA	FT%	OFF	DEF	TOT	AVG	PF	FO	A	TO	BLK	STL	PTS	AVG
2022-23	UVa	3-0	9/3.1	1-4	.250	0-0	.000	1-4	.250	3	4	7	2.3	2-0	0	0	0	0	0	3	1.0
TOTAL		3-0	9/3.1	1-4	.250	0-0	.000	1-4	.250	3	4	7	2.3	2-0	0	0	0	0	0	3	1.0

Single Game Highs

Statistic	Value
Points	3 vs Monmouth 11/11/22
Rebounds	3 vs Monmouth 11/11/22, at Georgia Tech 12/31/22
FG Made	1 vs Monmouth 11/11/22
FG Attempts	3 at Georgia Tech 12/31/22
FT Made	1 vs Monmouth 11/11/22
FT Attempts	2 vs Monmouth 11/11/22, at Georgia Tech 12/31/22

HOW 2022-23 GAME-BY-GAME

Opponent	Date	GS	MIN	Total		3-Pointers		Free throws		Rebounds				PF	A	TO	BLK	STL	PTS	AVG
				FG-FGA	PCT	3FG-3FGA	PCT	FT-FTA	PCT	OFF	DEF	TOT	AVG							
Monmouth	11/11/2022		05:02	1-1	1.000	0-0	.000	1-2	.500	1	2	3	3.0	1	0	0	0	0	3	3.0
at Georgia Tech	12/31/2022		02:34	0-3	.000	0-0	.000	0-2	.000	2	1	3	3.0	1	0	0	0	0	0	1.5
Boston College	01/28/2023		01:39	0-0	.000	0-0	.000	0-0	.000	0	1	1	2.3	0	0	0	0	0	0	1.0
Totals		0	09:15	1-4	.250	0-0	.000	1-4	.250	3	4	7	2.3	2	0	0	0	0	3	1.0

Player Averages

Games Played	Minutes/game	Points/game	FG Pct	3FG Pct	FT Pct	Rebounds/game	Assists/game	Turnovers/game	Assist/Turnover ratio	Steals/game	Blocks/game
3	3.1	1.0	25.0	0.0	25.0	2.3	0.0	0.0	0.0	0.0	0.0



**2022-23 Virginia Men's Basketball
Combined Team Statistics
All games**

Game Records

Record	Overall	Home	Away	Neutral
ALL GAMES	21-4	13-1	6-3	2-0
CONFERENCE	13-3	8-0	5-3	0-0
NON-CONFERENCE	8-1	5-1	1-0	2-0

Score by Periods

Team	1st	2nd	OT	TOT
Virginia	810	906	11	1727
Opponents	697	802	4	1503

Team Box Score

No.	Player				Total		3-Point		F-Throw		Rebounds				PF	DQ	A	TO	BLK	STL	PTS	AVG
		GP-GS	MIN	AVG	FG-FGA	FG%	3FG-3FGA	3FG%	FT-FTA	FT%	OFF	DEF	TOT	AVG								
4	FRANKLIN, Armaan	25-25	747:08	29.9	108-253	.427	53-133	.398	49-69	.710	14	92	106	4.2	35	0	33	21	10	24	318	12.7
0	CLARK, Kihei	25-25	829:55	33.2	93-211	.441	31-77	.403	78-104	.750	11	57	68	2.7	40	0	146	52	3	28	295	11.8
1	GARDNER, Jayden	25-25	614:45	24.6	111-216	.514	0-1	.000	56-86	.651	49	80	129	5.2	45	0	15	26	10	23	278	11.1
2	BEEKMAN, Reece	24-24	755:52	31.5	77-188	.410	24-61	.393	55-68	.809	14	62	76	3.2	44	0	120	37	12	36	233	9.7
5	VANDER PLAS, Ben	25-11	624:14	25.0	66-161	.410	30-98	.306	27-47	.574	21	97	118	4.7	46	0	39	17	10	18	189	7.6
11	MCKNEELY, Isaac	25-1	539:21	21.6	55-133	.414	40-96	.417	12-17	.706	6	49	55	2.2	28	0	21	19	4	10	162	6.5
21	SHEDRICK, Kadin	24-14	424:19	17.7	54-79	.684	1-4	.250	43-54	.796	25	57	82	3.4	60	2	15	16	31	23	152	6.3
13	DUNN, Ryan	23-0	282:26	12.3	23-45	.511	4-14	.286	7-12	.583	13	48	61	2.7	27	0	7	12	22	9	57	2.5
22	CAFFARO, Francisco	15-0	111:13	7.4	9-13	.692	0-0	.000	6-12	.500	10	15	25	1.7	20	0	1	6	1	0	24	1.6
10	MURRAY, Taine	8-0	62:42	7.8	4-14	.286	1-10	.100	3-4	.750	0	9	9	1.1	5	0	3	2	2	0	12	1.5
24	HOW, Tristan	3-0	09:15	3.1	1-4	.250	0-0	.000	1-4	.250	3	4	7	2.3	2	0	0	0	0	0	3	1.0
12	COLEMAN, Chase	5-0	23:50	4.8	1-6	.167	1-4	.250	1-3	.333	0	0	0	0.0	3	0	4	2	0	0	4	0.8
Team											35	32	67				12					
Total		25	5025		602-1323	.455	185-498	.371	338-480	.704	201	602	803	32.1	355	2	404	222	105	171	1727	69.1
Opponents		25	5025		542-1312	.413	178-522	.341	241-323	.746	202	590	792	31.7	418	11	289	312	92	120	1503	60.1

Team Statistics

	UVA	OPP
Scoring	1727	1503
Points per game	69.1	60.1
Scoring margin	+9.0	-
Field goals-att	602-1323	542-1312
Field goal pct	.455	.413
3 point fg-att	185-498	178-522
3-point FG pct	.371	.341
3-pt FG made per game	7.4	7.1
Free throws-att	338-480	241-323
Free throw pct	.704	.746
F-Throws made per game	13.5	9.6
Rebounds	803	792
Rebounds per game	32.1	31.7
Rebounding margin	+0.4	-
Assists	404	289
Assists per game	16.2	11.6
Turnovers	222	312
Turnovers per game	8.9	12.5
Turnover margin	+3.6	-
Assist/turnover ratio	1.8	0.9
Steals	171	120
Steals per game	6.8	4.8
Blocks	105	92
Blocks per game	4.2	3.7
Winning streak	4	-
Home win streak	8	-
Attendance	199011	92545
Home games-Avg/Game	14-14215	9-10283
Neutral site-Avg/Game	-	2-8193

Team Results

Date	Opponent		Score	Att.
11/07/2022	N.C. Central	W	73-61	13238
11/11/2022	Monmouth	W	89-42	13487
11/18/2022	vs Baylor	W	86-79	8707
11/20/2022	vs Illinois	W	70-61	7678
11/25/2022	UMES	W	72-45	13882
11/29/2022	at Michigan	W	70-68	12200
12/03/2022	Florida St.	W	62-57	14280
12/06/2022	James Madison	W	55-50	14193
12/17/2022	Houston	L	61-69	14629
12/20/2022	at Miami (FL)	L	64-66	7257
12/28/2022	UAlbany	W	66-46	14269
12/31/2022	at Georgia Tech	W	74-56	5371
01/03/2023	at Pittsburgh	L	65-68	6464
01/07/2023	Syracuse	W	73-66	14217
01/10/2023	North Carolina	W	65-58	14629
01/14/2023	at Florida St.	W	67-58	9043
01/18/2023	Virginia Tech	W	78-68	14629
01/21/2023	at Wake Forest	W	76-67	12443
01/28/2023	Boston College	W	76-57	14629
01/30/2023	at Syracuse	W	67-62	19272
02/04/2023	at Virginia Tech	L	68-74	8925
02/07/2023	NC State	W	63-50	14070
02/11/2023	Duke	Wot	69-62	14629
02/15/2023	at Louisville	W	61-58	11570
02/18/2023	Notre Dame	W	57-55	14230



2022-23 Virginia Men's Basketball Combined Team Statistics In Conference games

Game Records

Record	Overall	Home	Away	Neutral
ALL GAMES	13-3	8-0	5-3	0-0
CONFERENCE	13-3	8-0	5-3	0-0
NON-CONFERENCE	0-0	0-0	0-0	0-0

Score by Periods

Team	1st	2nd	OT	TOT
Virginia	511	563	11	1085
Opponents	441	537	4	982

Team Box Score

No.	Player	Total			3-Point			F-Throw		Rebounds				Other Stats								
		GP-GS	MIN	AVG	FG-FGA	FG%	3FG-3FGA	3FG%	FT-FTA	FT%	OFF	DEF	TOT	AVG	Pf	DQ	A	TO	BLK	STL	PTS	AVG
4	FRANKLIN, Armaan	16-16	491:47	30.7	73-175	.417	35-91	.385	28-44	.636	11	60	71	4.4	19	0	26	12	8	18	209	13.1
0	CLARK, Kihei	16-16	535:50	33.5	65-145	.448	19-48	.396	54-69	.783	9	37	46	2.9	29	0	91	35	2	17	203	12.7
1	GARDNER, Jayden	16-16	384:18	24.0	70-140	.500	0-1	.000	26-39	.667	30	42	72	4.5	33	0	9	19	5	16	166	10.4
2	BEEKMAN, Reece	16-16	537:39	33.6	53-135	.393	15-44	.341	35-44	.795	10	44	54	3.4	31	0	83	22	7	23	156	9.8
5	VANDER PLAS, Ben	16-10	432:25	27.0	50-121	.413	22-71	.310	10-20	.500	15	70	85	5.3	32	0	25	11	7	15	132	8.3
11	MCKNEELY, Isaac	16-0	362:30	22.7	40-91	.440	29-66	.439	8-10	.800	5	37	42	2.6	19	0	15	14	3	8	117	7.3
21	SHEDRICK, Kadin	15-6	209:30	14.0	21-33	.636	0-1	.000	16-21	.762	14	27	41	2.7	37	0	7	8	17	9	58	3.9
13	DUNN, Ryan	15-0	189:41	12.6	14-28	.500	2-8	.250	5-7	.714	12	32	44	2.9	19	0	5	9	14	7	35	2.3
22	CAFFARO, Francisco	9-0	55:43	6.2	2-5	.400	0-0	.000	2-2	1.000	5	8	13	1.4	9	0	0	2	0	0	6	0.7
10	MURRAY, Taine	3-0	15:57	5.3	1-3	.333	0-2	.000	0-0	.000	0	1	1	0.3	1	0	0	2	0	0	2	0.7
12	COLEMAN, Chase	2-0	05:28	2.7	0-1	.000	0-1	.000	1-2	.500	0	0	0	0.0	2	0	0	0	0	0	1	0.5
24	HOW, Tristan	2-0	04:13	2.1	0-3	.000	0-0	.000	0-2	.000	2	2	4	2.0	1	0	0	0	0	0	0	0.0
Team											20	19	39					4				
Total		16	3225		389-880	.442	122-333	.366	185-260	.712	133	379	512	32.0	232	0	261	138	63	113	1085	67.8
Opponents		16	3225		351-839	.418	115-332	.346	165-214	.771	126	396	522	32.6	240	6	202	200	64	76	982	61.4

Team Statistics

	UVA	OPP
Scoring	1085	982
Points per game	67.8	61.4
Scoring margin	+6.4	-
Field goals-att	389-880	351-839
Field goal pct	.442	.418
3 point fg-att	122-333	115-332
3-point FG pct	.366	.346
3-pt FG made per game	7.6	7.2
Free throws-att	185-260	165-214
Free throw pct	.712	.771
F-Throws made per game	11.6	10.3
Rebounds	512	522
Rebounds per game	32.0	32.6
Rebounding margin	-0.6	-
Assists	261	202
Assists per game	16.3	12.6
Turnovers	138	200
Turnovers per game	8.6	12.5
Turnover margin	+3.9	-
Assist/turnover ratio	1.9	1.0
Steals	113	76
Steals per game	7.1	4.8
Blocks	63	64
Blocks per game	3.9	4.0
Winning streak	4	-
Home win streak	8	-
Attendance	115313	80345
Home games-Avg/Game	8-14414	8-10043
Neutral site-Avg/Game	-	0-0

Team Results

Date	Opponent	Score	Att.
12/03/2022	Florida St.	W 62-57	14280
12/20/2022	at Miami (FL)	L 64-66	7257
12/31/2022	at Georgia Tech	W 74-56	5371
01/03/2023	at Pittsburgh	L 65-68	6464
01/07/2023	Syracuse	W 73-66	14217
01/10/2023	North Carolina	W 65-58	14629
01/14/2023	at Florida St.	W 67-58	9043
01/18/2023	Virginia Tech	W 78-68	14629
01/21/2023	at Wake Forest	W 76-67	12443
01/28/2023	Boston College	W 76-57	14629
01/30/2023	at Syracuse	W 67-62	19272
02/04/2023	at Virginia Tech	L 68-74	8925
02/07/2023	NC State	W 63-50	14070
02/11/2023	Duke	Wot 69-62	14629
02/15/2023	at Louisville	W 61-58	11570
02/18/2023	Notre Dame	W 57-55	14230



**2022-23 Virginia Men's Basketball
Points-rebounds-assists
All games**

Opponent	Date	Score		0	1	2	4	5	10	11	12	13	21	22
				CLARK,KIHE	GARDNER,JA	BEEKMAN,RE	FRANKLIN,A	VANDER PLA	MURRAY,TAI	MCKNEELY,I	COLEMAN,CH	DUNN,RYAN	SHEDRICK,K	CAFFARO,FR
N.C. Central	11/07/2022	73-61	W	9-2-5	3-9-0	10-3-5	21-4-1	7-4-2	0-1-0	3-1-0	DNP	DNP	10-7-2	10-4-1
Monmouth	11/11/2022	89-42	W	8-1-7	9-5-1	7-2-6	8-3-0	10-3-3	7-0-1	15-2-1	0-0-2	13-6-2	9-7-0	DNP
vs Baylor	11/18/2022	86-79	W	7-4-3	7-3-2	10-1-10	26-4-1	14-2-1	DNP	0-0-2	DNP	3-0-0	17-3-1	2-2-0
vs Illinois	11/20/2022	70-61	W	12-3-3	12-5-1	17-4-3	9-5-0	8-10-2	DNP	3-0-0	DNP	0-1-0	7-6-1	2-2-0
UMES	11/25/2022	72-45	W	5-2-8	26-3-0	9-5-2	5-4-3	2-7-2	1-4-1	6-3-0	3-0-1	0-0-0	13-3-1	2-2-0
at Michigan	11/29/2022	70-68	W	16-2-4	12-11-2	18-4-5	2-4-0	10-0-1	DNP	0-0-0	DNP	0-1-0	12-1-0	0-0-0
Florida St.	12/03/2022	62-57	W	18-3-3	10-7-0	7-4-5	9-2-0	7-4-1	DNP	4-5-0	DNP	4-5-0	3-6-0	0-2-0
James Madison	12/06/2022	55-50	W	18-2-7	14-8-0	2-0-1	8-3-2	3-5-1	0-0-1	4-2-1	DNP	4-5-0	2-5-1	DNP
Houston	12/17/2022	61-69	L	9-2-8	13-6-0	4-3-5	10-6-0	0-0-1	DNP	9-2-0	DNP	0-1-0	16-3-1	DNP
at Miami (FL)	12/20/2022	64-66	L	13-4-3	8-2-0	10-9-9	0-2-0	20-4-2	2-1-0	5-5-3	DNP	0-2-0	2-1-0	4-2-0
UALbany	12/28/2022	66-46	W	8-4-10	16-7-0	DNP	20-2-0	3-2-1	2-3-0	5-3-2	0-0-1	2-3-0	8-6-1	2-2-0
at Georgia Tech	12/31/2022	74-56	W	15-2-8	14-2-1	8-4-4	11-3-4	3-6-0	0-0-0	9-4-2	1-0-0	2-3-1	11-4-1	0-0-0
at Pittsburgh	01/03/2023	65-68	L	17-4-8	4-3-1	12-6-3	14-4-3	2-1-0	DNP	6-0-0	DNP	0-2-0	10-4-2	DNP
Syracuse	01/07/2023	73-66	W	5-2-11	10-3-0	13-1-7	16-6-3	6-4-1	DNP	12-3-0	DNP	DNP	11-7-0	0-2-0
North Carolina	01/10/2023	65-58	W	7-2-2	3-1-0	13-2-5	12-9-2	17-8-1	DNP	11-1-1	DNP	0-2-0	2-2-0	0-3-0
at Florida St.	01/14/2023	67-58	W	9-5-6	3-3-0	8-3-4	20-7-0	15-7-3	DNP	3-0-1	DNP	9-4-0	0-1-0	DNP
Virginia Tech	01/18/2023	78-68	W	20-2-5	12-4-1	11-3-7	15-5-1	10-7-3	DNP	7-1-1	DNP	3-3-1	0-1-0	DNP
at Wake Forest	01/21/2023	76-67	W	12-3-4	5-2-1	8-3-6	25-10-1	8-7-2	DNP	11-2-3	DNP	5-8-1	0-0-1	2-1-0
Boston College	01/28/2023	76-57	W	7-3-6	18-6-0	11-1-8	18-7-3	2-3-1	0-0-0	12-4-0	0-0-0	6-4-1	2-2-1	0-1-0
at Syracuse	01/30/2023	67-62	W	12-2-10	17-8-0	7-1-2	12-0-1	7-7-6	DNP	6-4-0	DNP	2-2-0	4-1-0	DNP
at Virginia Tech	02/04/2023	68-74	L	17-5-4	20-10-1	15-4-5	6-2-2	0-5-2	DNP	8-4-0	DNP	2-2-0	DNP	0-1-0
NC State	02/07/2023	63-50	W	6-2-6	18-5-1	15-3-4	2-2-1	4-3-0	DNP	8-4-2	DNP	0-0-0	10-6-0	DNP
Duke	02/11/2023	69-62	Wot	16-2-5	6-1-1	4-6-7	23-3-0	13-4-2	DNP	4-0-0	DNP	2-3-0	1-1-1	0-1-0
at Louisville	02/15/2023	61-58	W	14-4-6	10-3-0	3-0-2	14-5-3	10-11-0	DNP	8-1-2	DNP	0-3-1	2-2-1	DNP
Notre Dame	02/18/2023	57-55	W	15-1-4	8-12-2	11-4-5	12-4-2	8-4-1	DNP	3-4-0	DNP	0-1-0	0-3-0	DNP



2022-23 Virginia Men's Basketball
Points-rebounds-assists
All games

Opponent	Date	Score		24 HOW,TRISTA
N.C. Central	11/07/2022	73-61	W	DNP
Monmouth	11/11/2022	89-42	W	3-3-0
vs Baylor	11/18/2022	86-79	W	DNP
vs Illinois	11/20/2022	70-61	W	DNP
UMES	11/25/2022	72-45	W	DNP
at Michigan	11/29/2022	70-68	W	DNP
Florida St.	12/03/2022	62-57	W	DNP
James Madison	12/06/2022	55-50	W	DNP
Houston	12/17/2022	61-69	L	DNP
at Miami (FL)	12/20/2022	64-66	L	DNP
UAlbany	12/28/2022	66-46	W	DNP
at Georgia Tech	12/31/2022	74-56	W	0-3-0
at Pittsburgh	01/03/2023	65-68	L	DNP
Syracuse	01/07/2023	73-66	W	DNP
North Carolina	01/10/2023	65-58	W	DNP
at Florida St.	01/14/2023	67-58	W	DNP
Virginia Tech	01/18/2023	78-68	W	DNP
at Wake Forest	01/21/2023	76-67	W	DNP
Boston College	01/28/2023	76-57	W	0-1-0
at Syracuse	01/30/2023	67-62	W	DNP
at Virginia Tech	02/04/2023	68-74	L	DNP
NC State	02/07/2023	63-50	W	DNP
Duke	02/11/2023	69-62	Wot	DNP
at Louisville	02/15/2023	61-58	W	DNP
Notre Dame	02/18/2023	57-55	W	DNP



**2022-23 Virginia Men's Basketball
Team Game-by-Game
All games**

Opponent	Date	Score		Total		3-Pointers		Free throws		Rebounds				PF	A	TO	BLK	STL	PTS	AVG
				FG-FGA	PCT	3FG-3FGA	PCT	FT-FTA	PCT	OFF	DEF	TOT	AVG							
N.C. Central	11/07/2022	73-61	W	20-47	.426	11-25	.440	22-30	.733	10	27	37	37.0	12	16	8	4	4	73	73.0
Monmouth	11/11/2022	89-42	W	30-54	.556	13-25	.520	16-25	.640	11	24	35	36.0	20	23	6	8	9	89	81.0
vs Baylor	11/18/2022	86-79	W	25-45	.556	9-14	.643	27-35	.771	8	19	27	33.0	15	20	14	3	8	86	82.7
vs Illinois	11/20/2022	70-61	W	20-48	.417	5-17	.294	25-32	.781	9	28	37	34.0	14	10	12	2	8	70	79.5
UMES	11/25/2022	72-45	W	27-51	.529	5-15	.333	13-18	.722	7	26	33	33.8	11	18	10	5	10	72	78.0
at Michigan	11/29/2022	70-68	W	27-53	.509	4-8	.500	12-19	.632	6	19	25	32.3	15	12	7	0	7	70	76.7
Florida St.	12/03/2022	62-57	W	18-51	.353	5-19	.263	21-26	.808	12	26	38	33.1	17	9	12	10	4	62	74.6
James Madison	12/06/2022	55-50	W	19-45	.422	5-21	.238	12-24	.500	3	30	33	33.1	14	14	9	10	6	55	72.1
Houston	12/17/2022	61-69	L	20-48	.417	6-22	.273	15-17	.882	6	20	26	32.3	13	15	10	3	2	61	70.9
at Miami (FL)	12/20/2022	64-66	L	22-60	.367	6-23	.261	14-19	.737	11	26	37	32.8	17	17	10	3	6	64	70.2
UAlbany	12/28/2022	66-46	W	25-52	.481	5-18	.278	11-20	.550	8	30	38	33.3	9	15	8	7	4	66	69.8
at Georgia Tech	12/31/2022	74-56	W	27-57	.474	10-22	.455	10-16	.625	11	20	31	33.1	14	21	11	3	14	74	70.2
at Pittsburgh	01/03/2023	65-68	L	26-55	.473	9-21	.429	4-4	1.000	6	22	28	32.7	18	17	11	1	7	65	69.8
Syracuse	01/07/2023	73-66	W	23-53	.434	12-26	.462	15-22	.682	7	23	30	32.5	17	22	10	6	11	73	70.0
North Carolina	01/10/2023	65-58	W	24-52	.462	6-19	.316	11-19	.579	6	26	32	32.5	12	11	8	8	9	65	69.7
at Florida St.	01/14/2023	67-58	W	27-60	.450	11-22	.500	2-3	.667	8	24	32	32.4	13	14	6	3	4	67	69.5
Virginia Tech	01/18/2023	78-68	W	29-57	.509	8-23	.348	12-13	.923	7	23	30	32.3	9	19	5	5	7	78	70.0
at Wake Forest	01/21/2023	76-67	W	24-60	.400	15-34	.441	13-17	.765	10	28	38	32.6	20	19	7	5	2	76	70.3
Boston College	01/28/2023	76-57	W	30-59	.508	6-21	.286	10-10	1.000	9	24	33	32.6	14	20	11	3	8	76	70.6
at Syracuse	01/30/2023	67-62	W	23-50	.460	9-21	.429	12-15	.800	11	18	29	32.5	13	19	14	1	4	67	70.5
at Virginia Tech	02/04/2023	68-74	L	25-61	.410	6-18	.333	12-18	.667	10	24	34	32.5	14	14	7	4	6	68	70.3
NC State	02/07/2023	63-50	W	21-47	.447	2-8	.250	19-24	.792	6	25	31	32.5	10	14	5	3	7	63	70.0
Duke	02/11/2023	69-62	Wot	28-54	.519	4-14	.286	9-22	.409	5	19	24	32.1	16	16	9	4	10	69	70.0
at Louisville	02/15/2023	61-58	W	23-52	.442	6-18	.333	9-16	.563	7	23	30	32.0	14	15	6	2	8	61	69.6
Notre Dame	02/18/2023	57-55	W	19-52	.365	7-24	.292	12-16	.750	7	28	35	32.1	14	14	6	2	6	57	69.1
Total		1727		602-1323	.455	185-498	.371	338-480	.704	201	602	803	32.1	355	404	222	105	171	1727	69.1
Opponents		1503		542-1312	.413	178-522	.341	241-323	.746	202	590	792	31.7	418	289	312	92	120	1503	60.1

Virginia Averages

Games Played	Points/game	FG Pct	3FG Pct	FT Pct	Rebounds/game	Assists/game	Turnovers/game	Assist/Turnover ratio	Steals/game	Blocks/game
25	69.1	45.5	37.1	70.4	32.1	16.2	8.9	1.8	6.8	4.2



**2022-23 Virginia Men's Basketball
Opponents Game-by-Game
All games**

Opponent	Date	Score	W	Total		3-Pointers		Free throws		Rebounds										
				FG-FGA	PCT	3FG-3FGA	PCT	FT-FTA	PCT	OFF	DEF	TOT	AVG	PF	A	TO	BLK	STL	PTS	AVG
N.C. Central	11/07/2022	73-61	W	22-53	.415	8-19	.421	9-14	.643	8	19	27	27.0	25	8	8	4	6	61	61.0
Monmouth	11/11/2022	89-42	W	16-41	.390	3-11	.273	7-15	.467	6	15	21	24.0	21	5	21	0	3	42	51.5
vs Baylor	11/18/2022	86-79	W	28-58	.483	11-26	.423	12-14	.857	12	17	29	25.7	24	15	13	2	7	79	60.7
vs Illinois	11/20/2022	70-61	W	24-59	.407	9-26	.346	4-9	.444	11	23	34	27.8	22	11	13	4	5	61	60.8
UMES	11/25/2022	72-45	W	19-55	.345	3-18	.167	4-5	.800	8	21	29	28.0	16	7	15	2	5	45	57.6
at Michigan	11/29/2022	70-68	W	26-49	.531	8-19	.421	8-10	.800	5	24	29	28.2	16	10	12	9	3	68	59.3
Florida St.	12/03/2022	62-57	W	21-64	.328	6-18	.333	9-9	1.000	16	24	40	29.9	19	12	13	4	4	57	59.0
James Madison	12/06/2022	55-50	W	15-55	.273	7-23	.304	13-18	.722	13	28	41	31.3	21	5	12	1	8	50	57.9
Houston	12/17/2022	61-69	L	25-51	.490	8-21	.381	11-13	.846	7	23	30	31.1	17	17	8	3	4	69	59.1
at Miami (FL)	12/20/2022	64-66	L	21-53	.396	7-22	.318	17-22	.773	9	28	37	31.7	17	11	11	7	5	66	59.8
UAlbany	12/28/2022	66-46	W	16-52	.308	6-27	.222	8-11	.727	6	24	30	31.5	16	9	10	3	3	46	58.5
at Georgia Tech	12/31/2022	74-56	W	20-45	.444	7-16	.438	9-13	.692	8	22	30	31.4	16	11	23	1	6	56	58.3
at Pittsburgh	01/03/2023	65-68	L	23-54	.426	7-22	.318	15-17	.882	9	23	32	31.5	9	16	8	3	5	68	59.1
Syracuse	01/07/2023	73-66	W	24-54	.444	8-14	.571	10-15	.667	9	28	37	31.9	20	15	16	7	9	66	59.6
North Carolina	01/10/2023	65-58	W	21-53	.396	8-24	.333	8-12	.667	8	28	36	32.1	19	9	13	2	5	58	59.5
at Florida St.	01/14/2023	67-58	W	21-53	.396	5-19	.263	11-14	.786	9	24	33	32.2	8	12	9	6	1	58	59.4
Virginia Tech	01/18/2023	78-68	W	27-55	.491	12-27	.444	2-2	1.000	5	22	27	31.9	13	19	8	4	3	68	59.9
at Wake Forest	01/21/2023	76-67	W	20-51	.392	9-27	.333	18-22	.818	6	26	32	31.9	18	9	9	4	3	67	60.3
Boston College	01/28/2023	76-57	W	20-49	.408	4-14	.286	13-14	.929	6	19	25	31.5	8	17	16	4	5	57	60.1
at Syracuse	01/30/2023	67-62	W	24-48	.500	3-15	.200	11-18	.611	8	17	25	31.2	12	11	14	5	11	62	60.2
at Virginia Tech	02/04/2023	68-74	L	27-53	.509	7-18	.389	13-17	.765	3	28	31	31.2	12	19	8	3	4	74	60.9
NC State	02/07/2023	63-50	W	19-57	.333	8-27	.296	4-7	.571	13	24	37	31.5	19	12	12	8	4	50	60.4
Duke	02/11/2023	69-62	Wot	22-49	.449	9-23	.391	9-12	.750	9	30	39	31.8	24	11	22	2	3	62	60.4
at Louisville	02/15/2023	61-58	W	21-50	.420	8-20	.400	8-10	.800	5	26	31	31.8	14	7	10	3	4	58	60.3
Notre Dame	02/18/2023	57-55	W	20-51	.392	7-26	.269	8-10	.800	3	27	30	31.7	12	11	8	1	4	55	60.1
Total		1503		542-1312	.413	178-522	.341	241-323	.746	202	590	792	31.7	418	289	312	92	120	1503	60.1
Virginia		1727		602-1323	.455	185-498	.371	338-480	.704	201	602	803	32.1	355	404	222	105	171	1727	69.1

Opponents Averages

Games Played	Points/game	FG Pct	3FG Pct	FT Pct	Rebounds/game	Assists/game	Turnovers/game	Assist/Turnover ratio	Steals/game	Blocks/game
25	60.1	41.3	34.1	74.6	31.7	11.6	12.5	0.9	4.8	3.7