



# VIRGINIA<sup>TM</sup>

**VIRGINIA ATHLETICS MEDIA RELATIONS**  
 295 Massie Road, Room 154  
 Charlottesville, VA 22904  
**Men's Basketball Contact:** Erich Bacher  
**O:** (434) 982-5530 **C:** (720) 318-5538  
**E-mail:** bacher@virginia.edu  
**Web:** VirginiaSports.com  
**Twitter:** @UVAMensHoops, @ErichJBacher

24 NCAA TOURNAMENT APPEARANCES · 2019 NCAA CHAMPIONS · 3 NCAA FINAL FOURS · 11 ALL-AMERICANS · 27 ALL-ACC FIRST TEAM SELECTIONS

**GAME INFORMATION**

**Date/Time:** Tuesday, Feb. 11, 2023 / 4 p.m. ET  
**Site:** Charlottesville, Va./John Paul Jones Arena (14,623)  
**TV:** ESPN  
**Online:** WatchESPN.com  
 Dave O'Brien, Dick Vitale, Kris Budden  
**Radio:** Virginia Sports Radio Network  
**Online:** VirginiaSports.com  
 John Freeman & Jimmy Miller  
**Satellite Radio:** SiriusXM (81), SXM App (81)  
**ESPN Radio:** Mike Couzens, Bob Valvano  
**Live Stats:** VirginiaSports.com  
**Twitter:** @UVAMensHoops  
**Virginia vs. Duke:** 53-123  
**Charlottesville:** 35-41 (3-7 at John Paul Jones Arena)  
**Durham:** 12-59 (10-54 at Cameron)  
**Neutral:** 6-23  
**First:** Feb. 23, 1911 (W, 24-18 at Duke)  
**Last:** Feb. 23, 2022 (L, 65-61 at JPJ)  
**Winning Streak:** Duke, 1 game



## [8/9] VIRGINIA CAVALIERS (18-4, 10-3 ACC)

Head Coach: Tony Bennett (Green Bay, 1992)  
 UVA: 334-121 (14th season), Career: 403-154 (17th season)

VS.



## [RV/24] DUKE BLUE DEVILS (17-7, 8-5 ACC)

Head Coach: Jon Scheyer (Duke, 2010)  
 Duke: 17-7 (1st season), Career: Same

**FOR OPENERS**

- No. 8 Virginia (18-4) is tied for first in the ACC at 10-3, while Duke (17-7) is sixth at 8-5.
- Virginia hosts Duke as an unranked opponent for the first time since Jan. 13, 1996.
- Jayden Gardner has led the Cavaliers in scoring in each of the past four games and is averaging 18.3 points and 7.3 rebounds during that span.
- UVA has limited 38 consecutive ACC opponents to fewer than 70 points at John Paul Jones Arena.
- UVA ranks first nationally in assist/turnover ratio (1.79), fourth in turnovers per game (9.1), 10th in scoring defense (60.4 ppg), 18th in assists per game and fouls per game (14.1), 23rd in 3-point percentage (38%), 30th in turnover margin (3.2) and 40th in scoring margin (9.6).

**HOO ARE THESE CAVALIERS?**

- UVA returned all five starters from last season's team, which finished 21-14, 12-8 ACC (sixth) and advanced to the NIT.
- We play defense, take quality shots, pass the basketball, limit turnovers and transition points, rebound and play more defense.
- The Cavaliers return 91.4 percent of its scoring from last season, most among all NCAA Division I teams.
- Kihei Clark (11.4 ppg, 6.0 apg), Reece Beekman (10.2 ppg, 3.1 rpg, 5.1 apg), Jayden Gardner (11.5 ppg, 5.1 rpg), Armaan Franklin (12.2 ppg, 39.5% 3FG) and Ben Vander Plas (7.2 ppg, 4.5 rpg) have started the past seven games.
- Isaac McKneely (6.7 ppg, 43.7% 3FG), Ryan Dunn (2.8 ppg, 2.7 rpg, 1.1 bpg), Kadin Shedrick (7.1 ppg, 3.6 rpg, 1.4 bpg), Francisco Caffaro (1.7 ppg, 1.7 rpg) and Taine Murray (1.5 ppg) provide depth off the bench.
- UVA used the starting lineup of Clark, Beekman, Franklin, Gardner and Shedrick in 14 games.
- Isaac Traudt and Leon Bond III are redshirting this season.

**LAST TIME OUT**

- No. 8 Virginia (18-4, 10-3 ACC) held No. 22 NC State (19-6, 9-5 ACC) to 33 percent shooting and forced 12 turnovers as the Cavaliers defeated the Wolfpack, 63-50, at John Paul Jones Arena Tuesday night (Feb. 7).
- The win marked UVA's 11th at home this season, including sixth in league play.
- The Cavaliers sustained a lead for nearly 38 minutes of game time and led by as many as 20 points early in the second half.
- For the fourth consecutive game, Virginia was led in scoring by Jayden Gardner (18 points, 6-12 FG, 6-6 FT).
- Reece Beekman (15 points, 6-11 FG) and Kadin Shedrick (10 points, 6 rebounds) also scored in double figures for the Hoos.
- Terquavion Smith led the Wolfpack with 19 points and former Cavalier Casey Morsell added 18 points.

**ABOUT THE 2022-23 SCHEDULE**

- Three Virginia opponents are ranked in the Jan. 23 AP Top-25 poll (Houston, Miami, NC State), while four received votes.
- UVA is 2-2 vs. ranked foes (wins vs. Baylor and Illinois).

**HOOS AMONG ACC LEADERS**

- UVA leads the ACC in scoring defense (60.4), 3-point percentage (38%), assists (16.3 apg), scoring margin (+9.6) and assist/turnover ratio (1.79).
- Reece Beekman ranks first in assist/turnover ratio (3.0), third in assists (5.1 apg) and 10th in steals (1.3 spg).
- Kihei Clark ranks second in the ACC in assists (6.0 apg), third in assist/turnover ratio (2.9) and 13th in free throw percentage (77.3%).
- Kadin Shedrick ranks sixth in blocks (1.4 bpg) and Ryan Dunn ranks 11th (1.1 bpg).
- Armaan Franklin ranks 12th in 3-pointers per game (2.1).

**ALL-TIME VS. DUKE**

- UVA meets Duke for the 177th meeting overall and 77th tilt in Charlottesville in a series that dates to 1910-11.
- UVA is 53-123 all-time vs. Duke, including a 35-41 home mark.
- UVA is 2-3 in its last five games vs. Duke and 3-7 in its last 10.
- Six of the last seven meetings have been decided by four points or less.
- Head coach Tony Bennett is 5-13 all-time against Duke at UVA.

**LAST TIME VS. THE BLUE DEVILS**

- Kihei Clark scored a career-high 25 points, but No. 7 Duke edged Virginia 65-61 in ACC action on Wednesday, Feb. 23 at John Paul Jones Arena.
- Jeremy Roach scored 15 points off the bench for the Blue Devils and A.J. Griffin added 13.
- Jayden Gardner tallied 16 points and Reece Beekman chipped in 11 points, seven rebounds and five assists for the Cavaliers.
- Duke outrebounded UVA 33-31 and owned a 28-20 advantage in the paint.

**THERE'S NO PLACE LIKE HOME**

- Virginia is 227-54 (.808), including an 11-1 mark in 2022-23, in 17 seasons at John Paul Jones Arena.
- UVA was 10-1 at JPJ in 2020-21 and is 189-38 (.833), including a 154-23 (.870) mark the past 11 seasons.
- UVA is an ACC-leading 83-13 (.865) in league home games over the past 11 seasons. Duke is second at 81-15 (.844).
- UVA has won 10+ home games for 13 straight seasons.

**2022-23 SCHEDULE/RESULTS (18-4, 10-3 ACC)**

Date	Opponent	TV	Time/Result
Nov. 7	[18] NCCU	RSN	W, 73-61
Nov. 11	[18] Monmouth	RSN	W, 89-42
Nov. 14	[18] Northern Iowa	ACCN	Canceled
Nov. 18	[16] vs. Baylor (5) #	ESPN2	W, 86-79
Nov. 20	[16] vs. Illinois (19) #	ESPN	W, 70-61
Nov. 25	[5] UMES	ACCN	W, 72-45
Nov. 29	[3] at Michigan (RV) %	ESPN	W, 70-68
Dec. 3	[3] Florida State *	ESPN2	W, 62-57
Dec. 6	[3] JMU	ACCN	W, 55-50
Dec. 17	[2] Houston (5)	ESPN2	L, 69-61
Dec. 20	[6] at Miami (22) *	ACCN	L, 66-64
Dec. 28	[13] UAlbany	ACCN	W, 66-46
Dec. 31	[13] at Georgia Tech *	ACCN	W, 74-56
Jan. 3	[11] at Pittsburgh *	ACCN	L, 68-65
Jan. 7	[11] Syracuse *	ACCN	W, 73-66
Jan. 10	[13] North Carolina *	ESPN	W, 65-58
Jan. 14	[13] at Florida State *	ESPN2	W, 67-58
Jan. 18	[10] Virginia Tech *	ESPNU	W, 78-68
Jan. 21	[10] at Wake Forest *	ESPNU	W, 76-67
Jan. 28	[7] Boston College *	RSN	W, 76-57
Jan. 30	[6] at Syracuse *	ESPN	W, 67-62
Feb. 4	[6] at Virginia Tech *	ESPN2	L, 74-68
Feb. 7	[8] NC State (22) *	ACCN	W, 63-50
Feb. 11	[8] Duke (RV) *	ESPN	4 p.m.
Feb. 15	at Louisville *	ESPNU	7 p.m.
Feb. 18	Notre Dame *	ESPN/2/U	Noon
Feb. 22	at Boston College *	RSN	7 p.m.
Feb. 25	at North Carolina *	ESPN	6 p.m.
Feb. 28	Clemson *	ACCN	7 p.m.
Mar. 4	Louisville *	ESPN/2	12/2/4 p.m.

Mar. 7-11 ACC Tournament, Greensboro, N.C.

**Home games in Bold**

All times Eastern  
 # - Continental Tire Main Event, Las Vegas, Nev.  
 % - ACC/B1G Challenge  
 \* - ACC Game

**PRONUNCIATION GUIDE**

Kihe Clark ..... Key-HEY  
 Francisco Caffaro ..... CAF-uh-row  
 Armaan Franklin ..... Ar-MAHN  
 Isaac Traudt ..... Trout

**VIRGINIA'S STARTING LINEUP VS. NC STATE (2/7/23)**

Pos.	No.	Player (Hometown)	Yr.	Ht.	Wt.	PPG	RPG	NOTES
G	0	Kihe Clark (Woodland Hills, Calif.)	Gr.	5-10	167	11.6	6.0(a)	3rd career double-double at Syracuse; 5+ assists in 13 games
G	2	Reece Beekman (Milwaukee, Wis.)	Jr.	6-3	190	10.0	5.1(a)	2nd double-double vs. Baylor (10p, 10a); 15p, 4r, 4a at VT
G	4	Armaan Franklin (Indianapolis, Ind.)	Sr.	6-4	200	12.7	4.4	11th 20-pt effort at FSU; 39.8% 3FG; 13.2 ppg in ACC
F	1	Jayden Gardner (Wake Forest, N.C.)	Gr.	6-6	233	11.2	5.1	2,235 PTS, 1,036 REB; 42 20-point games (9 at UVA)
F	5	Ben Vander Plas (Ripon, Wis.)	Gr.	6-8	236	7.3	4.6	Ohio transfer has 1,726 career points, 854 rebounds & 235 3's
<b>OFF THE BENCH</b>								
G	11	Isaac McKneely (Poca, W.Va.)	Fr.	6-4	179	6.6	2.2	11+ PTS in 5 games; 43.9% 3FG; 2+ 3-pointers in 11 games
G	13	Ryan Dunn (Freeport, N.Y.)	Fr.	6-8	208	2.9	2.8	6p, 4r, 1b, 2s at FSU; 3 blocks in 4 gms; 8 rebounds at WF
F	21	Kadin Shedrick (Holly Springs, N.C.)	R-Jr.	6-11	231	7.0	3.5	69.4% FG & 82.6% FT; 2+ BLK in 27 career games
C	22	Francisco Caffaro (Sante Fe, Argentina)	R-Sr.	7-1	254	1.7	1.7	10 PTS & 4 REB vs. NCCU; 2 PTS & 1 REB at WF
G	10	Taine Murray (Auckland, N.Z.)	So.	6-5	205	1.5	1.1	7 PTS vs. Monmouth; 2 PTS in 9 minutes at Miami

**VIRGINIA HEAD COACH TONY BENNETT**

- Dean and Markel Families Head Men's Basketball Coach Tony Bennett has a 334-121 (.734) mark in 14 seasons at UVA and 403-153 (.725) career mark in 17 seasons as a head coach.
- Bennett passed Terry Holland (326-173, 16 seasons) as the all-time winningest coach at UVA with the win over Syracuse (1/7/23).
- Bennett recorded his 400th career win at Wake Forest (1/21/23).
- Bennett has guided the Cavaliers to five ACC regular-season titles (2014, 2015, 2018, 2019 and 2021), two ACC Tournament titles (2014 and 2018) and one NCAA national championship (2019).
- The three-time National (2007, 2015 and 2018) and four-time ACC Coach of the Year (2014, 2015, 2018 and 2019) guided UVA to its 10th consecutive postseason berth in 2021-22.
- In 2018-19, Bennett led the Cavaliers to their first NCAA national championship, a share of their ninth ACC regular-season title and a school-record 35 wins.
- Bennett is the third coach in ACC men's basketball history to lead his program to 11-straight winning conference seasons, joining North Carolina's Dean Smith (33) and Duke's Mike Krzyzewski (13).
- He has led UVA to outright ACC regular-season and tournament championships in the same season two times (2014 and 2018).
- Bennett is the fifth coach in ACC history to win at least three outright ACC regular-season titles (Frank McGuire, Dean Smith, Mike Krzyzewski and Roy Williams).
- UVA is 171-73 (.701) in ACC play (96-25 at home & 75-48 away), 189-38 (.833) at home and 162-47 (.775) in non-conference action (91-10 at JPI) under Bennett.
- Bennett ranks fourth all-time in winning percentage (.701) among ACC head coaches with 100 or more ACC wins.

**PLAYER NOTES**

- Shooting guard Armaan Franklin (26, 25, 21, 20, 20) leads Virginia with five 20-point games, while Jayden Gardner (26, 20), Kihei Clark (20) and Ben Vander Plas (20) have also registered 20-point efforts.
- Franklin has led UVA in scoring in eight contests this season and reached 1,000 career points vs. Boston College.
- Franklin registered his first career double-double with 25 points and career-best 10 rebounds at Wake Forest.
- Gardner has a pair of double-doubles (12 points, 11 rebounds at Michigan and 20 points and 10 rebounds at Virginia Tech).
- Gardner scored his 2,000th point vs. NC Central and snared his 1,000th career rebound vs. Syracuse on Jan. 3.
- Gardner has registered double figures in scoring in five of the last six games.
- Isaac McKneely matched a career high with four 3-pointers vs. Syracuse and has made at least one 3-pointer in 18 games.
- McKneely has a scored six or more points in each of the past six games and is shooting 56.8 percent (25 of 44) from 3-point range during his 11-game 3-pointer streak.
- Reece Beekman is averaging 15 points, 4.5 assists and 3.5 rebounds in his last two games.
- Beekman is shooting career bests from 3-point range (43.1%) and charity stripe (82.3%).
- Ryan Dunn has registered four games with three blocks.

**OFFENSIVE MINDED HOOS**

- UVA is averaging 70 points per game, most since averaging 71.4 points in 2018-19.
- UVA scored 70 or more points in its first six games (11 overall) for the first time since 2003-04 (8 games).
- UVA scored at least 70 points in six straight games for the first time since December of 2014.
- UVA is shooting 45.7 percent from the field, including 38 percent from 3-point range and 72.3 percent free throws.
- UVA's 38 percent 3-point percentage is its best since shooting 39.5 percent in 2018-19.
- UVA shot 44.9 percent from the field, including 32.3 percent from 3-point range, last season.

**VIRGINIA RANKED NO. 8 IN LATEST AP POLL**

- UVA is ranked No. 8 in the latest AP national poll and has been ranked in the top-20 in all 14 polls.
- UVA's No. 2 ranking on Dec. 12 as UVA's highest since spending the last four weeks at No. 2 in 2018-19.
- UVA returned to the top-5 for the first time on Nov. 21 since a No. 4-preseason ranking in 2020-21.
- The Cavaliers were ranked No. 18 in the AP Preseason poll.
- UVA was ranked in the preseason AP top-25 for the fifth straight year and ninth in the last 10 seasons.

**NATIONAL DEFENSIVE POINTS PER GAME**

**RANKINGS UNDER TONY BENNETT**

Year	School	Pts/Gm	Rank
2006-07	Washington State	59.5	17th
2007-08	Washington State	56.4	3rd
2008-09	Washington State	55.4	1st
2009-10	Virginia	63.6	54th
2010-11	Virginia	62.4	36th
2011-12	Virginia	54.2	2nd
2012-13	Virginia	55.6	5th
2013-14	Virginia	55.7	1st
2014-15	Virginia	51.5	1st
2015-16	Virginia	60.1	2nd
2016-17	Virginia	56.4	1st
2017-18	Virginia	54.0	1st
2018-19	Virginia	56.1	1st
2019-20	Virginia	52.4	1st
2020-21	Virginia	60.5	6th
2021-22	Virginia	60.1	6th
2022-23	Virginia	60.4	10th

**GRUMPY OLD MEN**

- UVA's roster includes sixth-year Ben Vander Plas, fifth-years Francisco Caffaro, Kihei Clark and Jayden Gardner, fourth-years Chase Coleman, Armaan Franklin and Kadin Shedrick, and third-year Reece Beekman.
- The average age of the Cavaliers is 20.8 years old.
- Gardner ranks first among active Division I players in career free throw attempts (783), fourth in free throws made (579) and field goals made (831), fifth in points (2,253), ninth in double-doubles (38) and rebounds (1,041) and 12th in field goals attempted (1,652).
- Clark ranks sixth among active DI players in assists (670), 16th in games (150) and 18th in assist/turnover ratio (2.09).
- Gardner (2,253 points), Vander Plas (1,730 points) and Clark (1,332 points) have played in a combined 432 career games.

**THE DEFENSE NEVER RESTS**

- UVA ranks 10th nationally in scoring defense at 60.4 ppg.
- The Cavaliers ranked eighth nationally in scoring defense in 2021-22 at 60.1 ppg.
- UVA has limited its opponents to 41.2 percent field goal shooting, including 34 percent from 3-point range.
- The Cavaliers have forced 15 shot clock violations and have averaged 28 shot clock violations since 2019.
- UVA is 10-1 when outrebounding its opponents.
- In 2021-22, the Cavaliers limited their opponents to 40.3 percent shooting and 33.6 percent from 3-point range.
- Bennett-coached teams have led the nation in scoring defense seven times and finished in the top-five nationally 11 times.

**CLARK CAREER NOTES**

- Kihei Clark is the ACC's all-time minutes leader at 4,975.
- Clark also became UVA's all-time leader in games (150) this season, and needs three starts and 14 assists to become the all-time leader at UVA in those categories.
- Clark (115 wins) passed Mamadi Diakite (110 from 2017-20) for first on UVA's career wins list.
- Clark (69 ACC wins) passed Diakite (64 from 2017-20) for first on UVA's ACC career wins (reg. season and ACC Tournament) list.
- Clark needs two ACC wins to pass Duke's Shane Battier (70 from 2017-20) for first on the career ACC wins (regular season and ACC Tournament) list.
- Clark ranks 26th on UVA's all-time scoring list 1,332 points.
- Clark needs 25 points to pass Elton Brown (1,356 from 2002-05) for 25th on the list.
- Clark (670 assists) needs 14 assists to pass John Crotty (683 from 1988-91) for first on UVA's all-time assists list.

**WATCH ME NOW**

- Kihei Clark was named to Bob Cousy Award Top-20 Watch List for the fourth straight season.
- Jayden Gardner was named to Karl Malone Award Top-20 Watch List for the second straight season.
- Gardner was a Wooden Preseason Top-50 Watch List honoree.

**BENNETT/VANDER PLAS CONNECTION**

- Ohio transfer Bennett (Ben) Vander Plas was named after Tony Bennett's father, Dick Bennett.
- Vander Plas' father Dean Vander Plas was a collegiate teammate of Tony Bennett for three seasons under Dick Bennett at UW-Green Bay from 1989-91.
- Vander Plas registered 17 points in Ohio's 62-58 win over Virginia in the first round of the 2021 NCAA Tournament.



**TONY BENNETT**

**EDUCATION**  
College: Green Bay, 1992

**COACHING EXPERIENCE**

1999-00	Wisconsin (staff volunteer)
2000-01	Wisconsin (assistant coach)
2003-04	Washington State (assistant coach)
2004-06	Washington State (associate head coach)
2006-09	Washington State (head coach)
2009-	Virginia (head coach)

**THE BENNETT RECORD**

Year	School	Record (Conf)	Postseason
2006-07	Washington St.	26-8 (13-5)	NCAA 2nd Round
2007-08	Washington St.	26-9 (11-7)	NCAA Sweet 16
2008-09	Washington St.	17-16 (8-10)	NIT 1st Round
2009-10	Virginia	15-16 (5-11)	
2010-11	Virginia	16-15 (7-9)	
2011-12	Virginia	22-10 (9-7)	NCAA 2nd Round
2012-13	Virginia	23-12 (11-7)	NIT Quarterfinals
2013-14	Virginia	30-7 (16-2)	NCAA Sweet 16
2014-15	Virginia	30-4 (16-2)	NCAA Third Round
2015-16	Virginia	29-8 (13-5)	NCAA Elite Eight
2016-17	Virginia	23-11 (11-7)	NCAA 2nd Round
2017-18	Virginia	31-3 (17-1)	NCAA 1st Round
2018-19	Virginia	35-3 (16-2)	NCAA Champions
2019-20	Virginia	23-7 (15-5)	N/A
2020-21	Virginia	18-7 (13-4)	NCAA First Round
2021-22	Virginia	21-14 (12-8)	NIT Quarterfinals
2022-23	Virginia	18-4 (10-3)	
<b>Total</b>	<b>17 seasons</b>	<b>403-154</b>	
<b>Virginia</b>	<b>14 seasons</b>	<b>334-121</b>	

**BENNETT VS. 2022-23 OPPONENTS**

Opponent	Career	Virginia
UAlbany	1-0	1-0
Baylor	2-1	1-0
Boston College	13-5	13-5
UCLA	1-6	0-0
Clemson	14-4	14-4
Duke	5-13	5-13
Florida State	11-11	11-11
Georgia Tech	17-2	17-2
Houston	0-2	0-2
Illinois	1-0	1-0
JMU	4-1	4-1
Louisville	15-2	15-2
Maryland Eastern Shore	2-0	2-0
Miami	12-6	12-6
Michigan	2-0	2-0
Monmouth	2-0	2-0
North Carolina	13-10	13-9
NCCU	1-0	1-0
NC State	15-5	15-5
Northern Iowa	1-0	1-0
Notre Dame	12-2	11-2
Pitt	12-3	12-2
Syracuse	12-3	12-3
Virginia Tech	18-9	18-9
Wake Forest	11-5	11-5

**VIRGINIA IN THE POLLS**

Date	AP	Coaches	Date	AP	Coaches
Preseason	18	18	Jan. 23	7	6
Nov. 14	16	14	Jan. 30	6	4
Nov. 21	5	6	Feb. 6	8	9
Nov. 28	3	3			
Dec. 5	3	3			
Dec. 12	2	2			
Dec. 19	6	6			
Dec. 26	13	12			
Jan. 2	11	11			
Jan. 9	13	12			
Jan. 16	10	10			

**SUPER 70s AND AWESOME 80s**

- Virginia is 11-0 when scoring 70 or more points in 2022-23 and 155-11 all-time under Tony Bennett.
- Virginia is 46-1 all-time under when scoring 80 or more points under Bennett with their lone loss a 93-81 setback at North Carolina in 2012-13.
- Bennett was 4-0 when scoring 80+ at Washington State.
- UVA scored 100 points against Marshall (2018-19) for the first time under Tony Bennett and added 97 points against Coppin State (2018-19).
- UVA is 4-0 all-time when scoring 90 or more under Bennett.

**MEET THE ROOKIES**

- The Cavaliers welcome freshmen Isaac McKneely (Mr. Basketball West Virginia), Isaac Traudt (Mr. Basketball Nebraska), Ryan Dunn (brother of MLB pitcher Justin Dunn) and Leon Bond III to this year's team.

**LAND OF CHEESE**

- In addition to head coach Tony Bennett (Green Bay) and Director of Scouting Brad Soderberg (Stevens Point), UVA's roster includes Wisconsin natives Reece Beekman (Milwaukee), Leon Bond III (Wauwatosa) and Ben Vander Plas (Ripon).

**CAVALIERS ADD GEORGETOWN TRANSFER DANTE HARRIS**

- UVA added Georgetown transfer Dante Harris on Jan. 4, 2023.
- The 6-0, 170-pound guard averaged 10 points, 3.5 rebounds and 3.6 assists in 55 career games for the Hoyas from 2020-22. He shot 36.5 percent from the field and 79.8 percent from the free throw line. Harris scored in double figures 20 times, including a pair of 20-point games.
- Harris averaged 11.9 points and 3.6 rebounds along with team-high in assists (118) as a sophomore in 2021-22.
- He was named the Most Outstanding Player of the 2021 Big East Tournament as a freshman.
- Harris will practice with the Cavaliers and have three years of eligibility beginning with the 2023-24 season.

**CAVALIERS INK BUCHANAN AND GERTRUDE TO NLI's**

- UVA signed Blake Buchanan (Coeur d'Alene, Idaho/Lake City), and Elijah Gertrude (Jersey City, N.J./Hudson Catholic Regional) to National Letters of Intent on Nov. 9.
- Buchanan is a 6-10, 215-pound skilled forward who averaged 13 points and eight rebounds during his junior season at Lake City High School.
- Buchanan is ranked No. 74 in the On3 rankings.
- Gertrude is a 6-4, 180-pound athletic guard, who averaged 14.3 points as a junior for Hudson Catholic Regional H.S.
- Gertrude is ranked No. 70 in the On3 rankings.

**HOLDING FOES UNDER 50**

- UVA is 109-2, including a 3-0 mark in 2022-23, when limiting foes to fewer than 50 points during the Tony Bennett era.
- Bennett-coached teams are 134-3 when holding opponents to fewer than 50 points (25-1 in 3 years at Washington State).
- UVA is 27-0 when holding foes to fewer than 40 under Bennett.

**UVA VS. RANKED OPPONENTS**

- UVA is 51-44 against ranked foes in the Tony Bennett era.
- UVA is 3-2 vs. ranked opponents in 2022-23.
- UVA's 11 ranked wins in 2018-19 marked a school record.
- UVA is 163-337 vs. ranked opponents since 1953-54.
- UVA is 1-31 all-time vs. No. 1-ranked opponents (86-73 win vs. No. 1 North Carolina on Jan. 30, 1986).

**REECE IN RARE COMPANY**

- Last season, Reece Beekman became the first ACC player since Grant Hill (1993-94) to register at least 175 assists, 50 steals and 25 blocks in a season.
- Beekman joined Ty Lawson (2008-09), Chris Corchiani (1988-89) and Sidney Lowe (1980-81 & 1982-83), and Muggsy Bogues (1984-85) to lead the ACC in assists, steals and assist/turnover ratio.

**GARDNER EARNS PRESEASON ALL-ACC HONORS**

- Jayden Gardner was named to the preseason All-ACC second team for the second consecutive season.
- Gardner landed on the All-ACC third team in 2021-22 after ranking seventh in the ACC in field goal percentage (50.1%) and free throw percentage (79.3%), 12th in scoring (15.3 ppg) and 17th in rebounding (6.4 rpg).

**VIRGINIA PICKED THIRD IN THE ACC**

- UVA was selected third in the 2022-23 ACC Preseason Poll.
- North Carolina is the preseason favorite, followed by Duke, Virginia, Miami and Florida State in the top five.
- Voters selected Notre Dame sixth, followed by Virginia Tech, Syracuse, Wake Forest and NC State. Clemson was picked 11th followed by Louisville, BC, Pitt and Georgia Tech.
- UVA has finished at or higher than their predicted finish in 12 of the last 14 seasons.

**2021-22 SEASON HIGHLIGHTS**

- Virginia finished the 2021-22 season with a 21-14 record and finished sixth in the ACC at 12-8.
- The Cavaliers earned their 14th NIT berth and 10th consecutive postseason berth.
- UVA won 21 or more games for the 10th time under head coach Tony Bennett.
- UVA won 12 or more ACC games for the fourth straight year.
- UVA advanced to the ACC Tournament quarterfinals.
- UVA finished with .500 or better road record (7-6) for the sixth straight year.
- UVA captured the Roman Legends Classic in Newark, N.J., defeating Georgia (65-55) and Providence (58-40).
- UVA posted three quad one wins (Providence, Duke & Miami).
- UVA added four quad two wins (@Syracuse, @Clemson, Virginia Tech and Miami).

**CAVALIERS IN THE NBA**

- Malcolm Brogdon (Indiana), Mamadi Diakite (Cleveland), Joe Harris (Brooklyn), Anthony Gill (Washington), Sam Hauser (Boston), De'Andre Hunter (Atlanta), Ty Jerome (Golden State) and Trey Murphy III (New Orleans) are former Cavaliers who are currently playing in the NBA.
- Diakite, Jerome and Key are on two-way contracts.
- Indiana head coach Rick Carlisle is a Virginia alum who led Dallas to an NBA title.

**ON THE HORIZON**

- No. 8 Virginia travels to Louisville on Wednesday, Feb. 15.
- Tipoff at KFC Yum! Center is set for 7 p.m. on ESPNU.

**UVA RECORDS WATCH**

No.	Name	Career Wins at UVA
1.	Tony Bennett (2009-)	334

No.	Name	Player Wins at UVA
1.	Kihei Clark (2019-)	115

No.	Name	Player ACC Wins at UVA
1.	Kihei Clark (2019-)	69

No.	Name	Career Minutes
1.	Kihei Clark (2019-)	4,975

No.	Name	Career Games
1.	Kihei Clark (2019-)	150

No.	Name	Career Assists
1.	John Crotty (1988-91)	683
2.	Kihei Clark (2019-)	670

No.	Name	Career Starts
1.	London Perrantes (2014-17)	132
2.	Kihei Clark (2019-)	130

No.	Name	Career Points
23.	Lee Raker (1978-81)	1,423
24.	Mel Kennedy (1985-88)	1,415
25.	Elton Brown (2002-05)	1,356
26.	Kihei Clark (2019-)	1,332

**UVA'S RECORD UNDER TONY BENNETT WHEN..**

	All	2022-23
Leading at the half	262-32	13-1
Trailing at the half	62-83	5-3
Tied at the half	10-5	0-0
Playing Overtime	11-10	0-0
Shooting 50% or better	128-11	6-0
Shooting between 40-49.9%	163-46	11-3
Shooting less than 40%	43-64	1-1
Opponents shoot 50% or better	26-33	2-1
Opponents shoot less than 50%	308-88	16-3
UVA outrebounds its opponent	233-38	10-1
Opponent outrebounds UVA	92-79	8-2
Teams are tied in rebounds	9-4	0-1
UVA has 10 or more steals	28-5	3-0
UVA shoots 70% FT or better	208-66	10-3
UVA shoots less than 70% FT	126-56	8-1
Scoring less than 50 points	10-19	0-0
Scoring 50-59 points	47-47	1-0
Scoring 60-69 points	122-43	6-4
Scoring 70-79 points	113-10	9-0
Scoring 80-89 points	38-1	2-0
Scoring more than 90 points	4-0	0-0
Allowing fewer than 50 points	109-2	3-0
Allowing fewer than 40 points	27-0	0-0
Playing in John Paul Jones Arena	189-38	11-1
Playing on the road	90-60	5-3
Playing on a neutral court	55-23	2-0
Game decided by 1-4 points	49-49	1-2
Game decided by 5-10 points	85-32	10-2
Game decided by 11+ points	200-40	7-0
Playing at night	229-83	12-2
Playing in the afternoon	105-38	6-2
Playing on Monday	33-15	2-0
Playing on Tuesday	55-14	4-2
Playing on Wednesday	56-16	2-0
Playing on Thursday	21-10	0-0
Playing on Friday	36-11	3-0
Playing on Saturday	95-45	6-2
Playing on Sunday	37-10	1-0
Playing in November	78-15	6-0
Playing in December	58-17	4-2
Playing in January	83-29	7-1
Playing in February	65-35	1-1
Playing in March	48-25	0-0
Playing in April	2-0	0-0

**CAVALIERS IN THE PROS**

- Justin Anderson** (2013-15), Fort Wayne (G League)
- Darion Atkins** (2012-15), Trento (Italian Serie A)
- Malcolm Brogdon** (2012-16), Boston (NBA)
- Mamadi Diakite** (2016-20), Cleveland (NBA/G League)
- Anthony Gill** (2014-16), Washington (NBA)
- Kyle Guy** (2017-19), Joventut (Liga ACB)
- Devon Hall** (2015-18), Milano (Italian Serie A)
- Joe Harris** (2011-14), Brooklyn (NBA)
- Sam Hauser** (2021), Boston (NBA)
- De'Andre Hunter** (2017-19), Atlanta (NBA)
- Ty Jerome** (2017-19), Golden State (NBA)
- Braxton Key** (2019-20), Delaware (G League)
- Sylvan Landesberg** (2009-10), Shandong-Heroes (CBA)
- Jerome Meyinsse** (2007-10), Ironi Hai (Israeli Winner)
- Laurynas Mikalauskas** (2006-08), Telsiai (Lithuanian NKL)
- Akil Mitchell** (2011-14), AEK Athens (Greek GBL)
- Trey Murphy III** (2021), New Orleans (NBA)
- London Perrantes** (2014-17), Hapoel Galil Gilboa (Israeli Winner)
- Jack Salt** (2016-19), Taylor (New Zealand NBL)
- Mike Scott** (2008-12), Sluc Nancy Basket Pro (French ProA)
- Kody Stattmann** (2019-22), Brisbane (Australian NBL)
- Mike Tobey** (2013-16), Barcelona (Liga ACB)
- Tomas Woldetensae** (2020-21), Varese (Italian Serie A2)

GAME 1 - NO. 18 VIRGINIA 73, NCCU 61



Official Basketball Box Score - Final
N.C. Central at Virginia
11/07/22 John Paul Jones Arena, Charlottesville
2022-23 Men's Basketball

Game Time: 9:00 PM
Game Duration: 1:58
Attendance: 13,328

Box score table for N.C. Central vs Virginia. Columns include NO. Name, Min, FG, 3P, FT, Rebounds, Fouls, TP, AS, TO, ST, Blocks, +/-, and Shooting By Period.

Shooting By Period summary table for N.C. Central vs Virginia, showing 1st, 2nd, and 3rd quarter percentages and totals.

Box score table for Virginia vs NCCU. Columns include NO. Name, Min, FG, 3P, FT, Rebounds, Fouls, TP, AS, TO, ST, Blocks, +/-, and Shooting By Period.

Shooting By Period summary table for Virginia vs NCCU, showing 1st, 2nd, and 3rd quarter percentages and totals.

Summary statistics table for Game 1, including Biggest lead, Best Scoring Run, Lead Changes, Times Tied, Time with Lead, Points from Turnovers, Paint, Second Chance, Fast Breaks, Bench, and Period by Period Scoring.

GAME 2 - NO. 18 VIRGINIA 89, MONMOUTH 42



Official Basketball Box Score - Final
Monmouth at Virginia
11/11/22 John Paul Jones Arena, Charlottesville
#18 Virginia vs Monmouth Men's Basketball

Game Time: 9:00 PM
Game Duration: 1:54
Attendance: 13,487

Officials: Ted Valentine, Jeffrey Clark, Justin Porterfield

Box score table for Monmouth vs Virginia. Columns include NO. Name, Min, FG, 3P, FT, Rebounds, Fouls, TP, AS, TO, ST, Blocks, +/-, and Shooting By Period.

Shooting By Period summary table for Monmouth vs Virginia, showing 1st, 2nd, and 3rd quarter percentages and totals.

Box score table for Virginia vs Monmouth. Columns include NO. Name, Min, FG, 3P, FT, Rebounds, Fouls, TP, AS, TO, ST, Blocks, +/-, and Shooting By Period.

Shooting By Period summary table for Virginia vs Monmouth, showing 1st, 2nd, and 3rd quarter percentages and totals.

Summary statistics table for Game 2, including Biggest lead, Best Scoring Run, Lead Changes, Times Tied, Time with Lead, Points from Turnovers, Paint, Second Chance, Fast Breaks, Bench, and Period by Period Scoring.

GAME 3 - NO. 16 VIRGINIA 86, NO. 5 BAYLOR 79



Official Basketball Box Score - Final
Virginia at Baylor
11/19/22 T-Mobile Arena, Las Vegas
2022-23 Men's Basketball

Game Time: 4:00 PM
Game Duration: 2:19

Officials: Ray Nall, Bert Smith, Greg Nixon

Box score table for Virginia vs Baylor. Columns include NO. Name, Min, FG, 3P, FT, Rebounds, Fouls, TP, AS, TO, ST, Blocks, +/-, and Shooting By Period.

Shooting By Period summary table for Virginia vs Baylor, showing 1st, 2nd, and 3rd quarter percentages and totals.

Box score table for Baylor vs Virginia. Columns include NO. Name, Min, FG, 3P, FT, Rebounds, Fouls, TP, AS, TO, ST, Blocks, +/-, and Shooting By Period.

Shooting By Period summary table for Baylor vs Virginia, showing 1st, 2nd, and 3rd quarter percentages and totals.

Summary statistics table for Game 3, including Biggest lead, Best Scoring Run, Lead Changes, Times Tied, Time with Lead, Points from Turnovers, Paint, Second Chance, Fast Breaks, Bench, and Period by Period Scoring.

GAME 4 - NO. 16 VIRGINIA 70, NO. 19 ILLINOIS 61



Official Basketball Box Score - Final
Illinois at Virginia
11/20/22 T-Mobile Arena, Las Vegas
2022-23 Men's Basketball

Game Time: 12:00 PM
Game Duration: 2:05

Officials: Bert Smith, Ray Nall, Greg Nixon

Box score table for Illinois vs Virginia. Columns include NO. Name, Min, FG, 3P, FT, Rebounds, Fouls, TP, AS, TO, ST, Blocks, +/-, and Shooting By Period.

Shooting By Period summary table for Illinois vs Virginia, showing 1st, 2nd, and 3rd quarter percentages and totals.

Box score table for Virginia vs Illinois. Columns include NO. Name, Min, FG, 3P, FT, Rebounds, Fouls, TP, AS, TO, ST, Blocks, +/-, and Shooting By Period.

Shooting By Period summary table for Virginia vs Illinois, showing 1st, 2nd, and 3rd quarter percentages and totals.

Summary statistics table for Game 4, including Biggest lead, Best Scoring Run, Lead Changes, Times Tied, Time with Lead, Points from Turnovers, Paint, Second Chance, Fast Breaks, Bench, and Period by Period Scoring.

GAME 5 - NO. 5 VIRGINIA 72, MARYLAND EASTERN SHORE 45



Official Basketball Box Score - Final
UMES at Virginia
11/25/22 John Paul Jones Arena, Charlottesville

Game Time: 6:00 PM
Game Duration: 1:42
Attendance: 13,882

11/25/22 John Paul Jones Arena, Charlottesville
No. 5 Virginia vs Maryland-Eastern Shore Men's Basketball
Officials: Brian O'Connell, Tommy Morrissey, Dwayne Gladden

UMES - 45 Record: 2-4
Table with columns: NO., Name, Min, FG, 3P, FT, Rebounds, Fouls, TP, AS, TO, ST, Blocks, +/-

Shooting By Period
1st FG% 10-27 37.0%
3PT% 1-9 11.1%
FT% 1-1 100.0%

Virginia - 72 Record: 5-0
Table with columns: NO., Name, Min, FG, 3P, FT, Rebounds, Fouls, TP, AS, TO, ST, Blocks, +/-

Shooting By Period
1st FG% 15-25 60.0%
3PT% 2-5 40.0%
FT% 8-10 80.0%

MES UVA Points from Turnovers MES UVA Period by Period Scoring

GAME 6 - NO. 3 VIRGINIA 70, MICHIGAN 68



Official Basketball Box Score - Final
Virginia at Michigan
11/29/22 Crisler Center, Ann Arbor

Game Time: 9:30 PM
Game Duration: 2:04
Attendance: 12,200

11/29/22 Crisler Center, Ann Arbor
2022-23 Men's Basketball
Officials:

Virginia - 70 Record: 6-0
Table with columns: NO., Name, Min, FG, 3P, FT, Rebounds, Fouls, TP, AS, TO, ST, Blocks, +/-

Shooting By Period
1st FG% 14-25 56.0%
3PT% 2-5 40.0%
FT% 4-6 66.7%

Michigan - 68 Record: 5-2
Table with columns: NO., Name, Min, FG, 3P, FT, Rebounds, Fouls, TP, AS, TO, ST, Blocks, +/-

Shooting By Period
1st FG% 19-31 61.3%
3PT% 7-13 53.8%
FT% 0-0 0%

Virg Mich Points from Turnovers Virg Mich Period by Period Scoring

GAME 7 - NO. 3 VIRGINIA 62, FLORIDA STATE 57



Official Basketball Box Score - Final
Florida St. at Virginia
12/03/22 John Paul Jones Arena, Charlottesville

Game Time: 2:00 PM
Game Duration: 2:08
Attendance: 14,280

12/03/22 John Paul Jones Arena, Charlottesville
No. 3 Virginia vs Florida State Men's Basketball
Officials: Ron Groover, Doug Simons, Clarence Armstrong

Florida St. - 57 Record: 1-9 (0-1)
Table with columns: NO., Name, Min, FG, 3P, FT, Rebounds, Fouls, TP, AS, TO, ST, Blocks, +/-

Shooting By Period
1st FG% 7-28 25.0%
3PT% 3-9 33.3%
FT% 5-5 100.0%

Virginia - 62 Record: 7-0 (1-0)
Table with columns: NO., Name, Min, FG, 3P, FT, Rebounds, Fouls, TP, AS, TO, ST, Blocks, +/-

Shooting By Period
1st FG% 6-26 23.1%
3PT% 3-11 27.3%
FT% 6-8 75%

FSU UVA Points from Turnovers FSU UVA Period by Period Scoring

GAME 8 - NO. 3 VIRGINIA 55, JMU 50



Official Basketball Box Score - Final
James Madison at Virginia
12/06/22 John Paul Jones Arena, Charlottesville

Game Time: 8:00 PM
Game Duration: 2:10
Attendance: 19,193

12/06/22 John Paul Jones Arena, Charlottesville
2022-23 Men's Basketball
Officials: Jamie Luckie, Job Hartness, Justin Porterfield

James Madison - 50 Record: 7-3
Table with columns: NO., Name, Min, FG, 3P, FT, Rebounds, Fouls, TP, AS, TO, ST, Blocks, +/-

Shooting By Period
1st FG% 8-29 27.6%
3PT% 4-12 33.3%
FT% 0-0 0%

Virginia - 55 Record: 8-0
Table with columns: NO., Name, Min, FG, 3P, FT, Rebounds, Fouls, TP, AS, TO, ST, Blocks, +/-

Shooting By Period
1st FG% 11-27 40.7%
3PT% 3-13 23.1%
FT% 0-0 0%

JMU UVA Points from Turnovers JMU UVA Period by Period Scoring

GAME 9 - NO. 5 HOUSTON 69, NO. 2 VIRGINIA 61

Official Basketball Box Score - Final Houston at Virginia. Game Time: 2:00 PM. Game Duration: 1:56. Attendance: 14,629. Includes player statistics for Houston (69) and Virginia (61), and a Shooting By Period table.

Technical Fouls: NONE. Includes a table for Points from Turnovers and a Period by Period Scoring table for Game 9.

Points from Turnovers, Period by Period Scoring table for Game 9.

GAME 10 - NO. 22 MIAMI 66, NO. 6 VIRGINIA 64

Official Basketball Box Score - Final Virginia at Miami (FL). Game Time: 8:30 PM. Game Duration: 2:11. Attendance: 5,371. Includes player statistics for Virginia (64) and Miami (66), and a Shooting By Period table.

Technical Fouls: NONE. Includes a table for Points from Turnovers and a Period by Period Scoring table for Game 10.

Points from Turnovers, Period by Period Scoring table for Game 10.

GAME 11 - NO. 13 VIRGINIA 66, UALBANY 46

Official Basketball Box Score - Final UAlbany at Virginia. Game Time: 6:00 PM. Game Duration: 1:53. Attendance: 14,289. Includes player statistics for UAlbany (46) and Virginia (66), and a Shooting By Period table.

Technical Fouls: NONE. Includes a table for Points from Turnovers and a Period by Period Scoring table for Game 11.

Points from Turnovers, Period by Period Scoring table for Game 11.

GAME 12 - NO. 13 VIRGINIA 74, GEORGIA TECH 56

Official Basketball Box Score - Final Virginia at Georgia Tech. Game Time: 12:00 PM. Game Duration: 1:55. Attendance: 5,371. Includes player statistics for Virginia (74) and Georgia Tech (56), and a Shooting By Period table.

Technical Fouls: NONE. Includes a table for Points from Turnovers and a Period by Period Scoring table for Game 12.

Points from Turnovers, Period by Period Scoring table for Game 12.

GAME 13 - PITTSBURGH 68, NO. 11 VIRGINIA 65



Official Basketball Box Score - Final
Virginia at Pittsburgh
01/03/23 Petersen Events Center, Pittsburgh
2022-23 Men's Basketball

Game Time: 9:00 PM
Game Duration: 2:00
Attendance: 6,464

Officials: Ted Valentine, Pat Driscoll, Matt Potter

Table with 15 columns: NO. Name, Min, FG, 3P, FT, Rebounds, Fouls, TP, AS, TO, ST, Blocks, +/-

Shooting By Period table with columns: 1st FG%, 3PT%, FT%, 2nd FG%, 3PT%, FT%, GM FG%, 3PT%, FT%

Table with 15 columns: NO. Name, Min, FG, 3P, FT, Rebounds, Fouls, TP, AS, TO, ST, Blocks, +/-

Shooting By Period table with columns: 1st FG%, 3PT%, FT%, 2nd FG%, 3PT%, FT%, GM FG%, 3PT%, FT%

Summary table with columns: UVA, PITT, Points from Turnovers, Paint, Second Chance, Fast Breaks, Bench

GAME 14 - NO. 11 VIRGINIA 73, SYRACUSE 66



Official Basketball Box Score - Final
Syracuse at Virginia
01/07/23 John Paul Jones Arena, Charlottesville
2022-23 Men's Basketball

Game Time: 5:00 PM
Game Duration: 2:04
Attendance: 14,217

Officials: Jamie Lucke, Clarence Armstrong, Jeff Poff

Table with 15 columns: NO. Name, Min, FG, 3P, FT, Rebounds, Fouls, TP, AS, TO, ST, Blocks, +/-

Shooting By Period table with columns: 1st FG%, 3PT%, FT%, 2nd FG%, 3PT%, FT%, GM FG%, 3PT%, FT%

Table with 15 columns: NO. Name, Min, FG, 3P, FT, Rebounds, Fouls, TP, AS, TO, ST, Blocks, +/-

Shooting By Period table with columns: 1st FG%, 3PT%, FT%, 2nd FG%, 3PT%, FT%, GM FG%, 3PT%, FT%

Summary table with columns: SYR, UVA, Points from Turnovers, Paint, Second Chance, Fast Breaks, Bench

GAME 15 - NO. 13 VIRGINIA 65, NORTH CAROLINA 58



Official Basketball Box Score - Final
North Carolina at Virginia
01/14/23 John Paul Jones Arena, Charlottesville
2022-23 Men's Basketball

Game Time: 9:00 PM
Game Duration: 2:01
Attendance: 14,629

Officials: Ron Groover, Lee Cassell, Doug Shaws

Table with 15 columns: NO. Name, Min, FG, 3P, FT, Rebounds, Fouls, TP, AS, TO, ST, Blocks, +/-

Shooting By Period table with columns: 1st FG%, 3PT%, FT%, 2nd FG%, 3PT%, FT%, GM FG%, 3PT%, FT%

Table with 15 columns: NO. Name, Min, FG, 3P, FT, Rebounds, Fouls, TP, AS, TO, ST, Blocks, +/-

Shooting By Period table with columns: 1st FG%, 3PT%, FT%, 2nd FG%, 3PT%, FT%, GM FG%, 3PT%, FT%

Summary table with columns: UNC, UVA, Points from Turnovers, Paint, Second Chance, Fast Breaks, Bench

GAME 16 - NO. 13 VIRGINIA 67, FLORIDA STATE 58



Official Basketball Box Score - Final
Virginia at Florida State
01/14/23 Donald L. Tucker Center, Tallahassee
2022-23 Men's Basketball

Game Time: 4:00 PM
Game Duration: 1:56
Attendance: 9,043

Officials: Ted Valentine, Tim Clougherty, Lamer Simpson

Table with 15 columns: NO. Name, Min, FG, 3P, FT, Rebounds, Fouls, TP, AS, TO, ST, Blocks, +/-

Shooting By Period table with columns: 1st FG%, 3PT%, FT%, 2nd FG%, 3PT%, FT%, GM FG%, 3PT%, FT%

Table with 15 columns: NO. Name, Min, FG, 3P, FT, Rebounds, Fouls, TP, AS, TO, ST, Blocks, +/-

Shooting By Period table with columns: 1st FG%, 3PT%, FT%, 2nd FG%, 3PT%, FT%, GM FG%, 3PT%, FT%

Summary table with columns: UVA, FSU, Points from Turnovers, Paint, Second Chance, Fast Breaks, Bench

GAME 17 - NO. 10 VIRGINIA 78, VIRGINIA TECH 68



Official Basketball Box Score - Final
Virginia Tech at Virginia
01/18/23 John Paul Jones Arena, Charlottesville
No. 10 Virginia vs Virginia Tech Men's Basketball

Game Time: 7:00 PM
Game Duration: 1:46
Attendance: 14,629

Officials: Bert Smith, Brian O'Connell, John Gaffney

Box score table for Virginia Tech - 68 vs Virginia Tech 68. Includes columns for NO. Name, Min, FG, 3P, FT, Rebounds, Fouls, TP, AS, TO, ST, Blocks, +/-, and Totals.

Shooting By Period table for Virginia Tech - 68. Includes 1st, 2nd, 3rd, FT, and GM FG% percentages.

Technical Fouls: NONE

Box score table for Virginia - 78 vs Virginia Tech 68. Includes columns for NO. Name, Min, FG, 3P, FT, Rebounds, Fouls, TP, AS, TO, ST, Blocks, +/-, and Totals.

Shooting By Period table for Virginia - 78. Includes 1st, 2nd, 3rd, FT, and GM FG% percentages.

Technical Fouls: NONE

Summary statistics table for Game 17 including Biggest lead, Best Scoring Run, Lead Changes, Times Tied, Time with Lead, Points from Turnovers, Paint, Second Chance, Fast Breaks, Bench, and Period by Period Scoring.

GAME 18 - NO. 10 VIRGINIA 76, WAKE FOREST 67



Official Basketball Box Score - Final
Virginia at Wake Forest
01/21/23 LIVM Coliseum, Winston-Salem
2022-23 Men's Basketball

Game Time: 7:00 PM
Game Duration: 1:58
Attendance: 12,443

Officials: Bill Covington Jr., Clarence Armstrong, Jeffrey Anderson

Box score table for Virginia - 76 vs Wake Forest 67. Includes columns for NO. Name, Min, FG, 3P, FT, Rebounds, Fouls, TP, AS, TO, ST, Blocks, +/-, and Totals.

Shooting By Period table for Virginia - 76. Includes 1st, 2nd, 3rd, FT, and GM FG% percentages.

Technical Fouls: NONE

Box score table for Wake Forest - 67 vs Virginia 76. Includes columns for NO. Name, Min, FG, 3P, FT, Rebounds, Fouls, TP, AS, TO, ST, Blocks, +/-, and Totals.

Shooting By Period table for Wake Forest - 67. Includes 1st, 2nd, 3rd, FT, and GM FG% percentages.

Technical Fouls: NONE

Summary statistics table for Game 18 including Biggest lead, Best Scoring Run, Lead Changes, Times Tied, Time with Lead, Points from Turnovers, Paint, Second Chance, Fast Breaks, Bench, and Period by Period Scoring.

GAME 19 - NO. 7 VIRGINIA 76, BOSTON COLLEGE 57



Official Basketball Box Score - Final
Boston College at Virginia
01/28/23 John Paul Jones Arena, Charlottesville
No. 7 Virginia vs Boston College Men's Basketball

Game Time: 12:00 PM
Game Duration: 1:45
Attendance: 14,629

Officials: Bert Smith, John Gaffney, Mark Schuhr

Box score table for Boston College - 57 vs Virginia 76. Includes columns for NO. Name, Min, FG, 3P, FT, Rebounds, Fouls, TP, AS, TO, ST, Blocks, +/-, and Totals.

Shooting By Period table for Boston College - 57. Includes 1st, 2nd, 3rd, FT, and GM FG% percentages.

Technical Fouls: NONE

Box score table for Virginia - 76 vs Boston College 57. Includes columns for NO. Name, Min, FG, 3P, FT, Rebounds, Fouls, TP, AS, TO, ST, Blocks, +/-, and Totals.

Shooting By Period table for Virginia - 76. Includes 1st, 2nd, 3rd, FT, and GM FG% percentages.

Technical Fouls: NONE

Summary statistics table for Game 19 including Biggest lead, Best Scoring Run, Lead Changes, Times Tied, Time with Lead, Points from Turnovers, Paint, Second Chance, Fast Breaks, Bench, and Period by Period Scoring.

GAME 20 - NO. 6 VIRGINIA 67, SYRACUSE 62



Official Basketball Box Score - Final
Virginia at Syracuse
01/30/23 JMA Wireless Dome, Syracuse
2022-23 Men's Basketball

Game Time: 7:00 PM
Game Duration: 1:58
Attendance: 19,272

Officials: Doug Shows, Doug Simons, Kipp Kasinger

Box score table for Virginia - 67 vs Syracuse 62. Includes columns for NO. Name, Min, FG, 3P, FT, Rebounds, Fouls, TP, AS, TO, ST, Blocks, +/-, and Totals.

Shooting By Period table for Virginia - 67. Includes 1st, 2nd, 3rd, FT, and GM FG% percentages.

Technical Fouls: NONE

Box score table for Syracuse - 62 vs Virginia 67. Includes columns for NO. Name, Min, FG, 3P, FT, Rebounds, Fouls, TP, AS, TO, ST, Blocks, +/-, and Totals.

Shooting By Period table for Syracuse - 62. Includes 1st, 2nd, 3rd, FT, and GM FG% percentages.

Technical Fouls: NONE

Summary statistics table for Game 20 including Biggest lead, Best Scoring Run, Lead Changes, Times Tied, Time with Lead, Points from Turnovers, Paint, Second Chance, Fast Breaks, Bench, and Period by Period Scoring.



GAME 21 - VIRGINIA TECH 74, NO. 6 VIRGINIA 68



Official Basketball Box Score - Final
Virginia at Virginia Tech
02/04/23 Cassell Coliseum, Blacksburg, Va.
2022-23 Men's Basketball

Game Time: 12:00 PM
Game Duration: 1:57
Attendance: 8,925

Officials: Ted Valentine, Lamar Simpson, Justin Porterfield

Box score table for Virginia - 68 vs Virginia Tech - 74. Columns include NO. Name, Min, FG, 3P, FT, Rebounds, Fouls, TP, AS, TO, ST, Blocks, +/-.

Shooting By Period table for Virginia - 68. Columns include 1st FG%, 3PT%, FT%, 2nd FG%, FT%, 3PT%, GM FG%, FT%, 3PT%.

Dead Ball Rebounds: 4.0

Technical Fouls: NONE

Box score table for Virginia Tech - 74 vs Virginia - 68. Columns include NO. Name, Min, FG, 3P, FT, Rebounds, Fouls, TP, AS, TO, ST, Blocks, +/-.

Shooting By Period table for Virginia Tech - 74. Columns include 1st FG%, 3PT%, FT%, 2nd FG%, FT%, 3PT%, GM FG%, FT%, 3PT%.

Dead Ball Rebounds: 3.0

Technical Fouls: NONE

Summary statistics table for Game 21. Columns include Cavs, Hokies, Points from, Turnovers, Period by Period Scoring.

GAME 22 - NO. 8 VIRGINIA 63, NO. 22 NC STATE 50



Official Basketball Box Score - Final
NC State at Virginia
02/07/23 John Paul Jones Arena, Charlottesville
No. 8 Virginia vs No. 22 N.C. State Men's Basketball

Game Time: 9:00 PM
Game Duration: 1:56
Attendance: 14,070

Officials: Roger Ayers, Jamie Luckie, Jeffrey Clark

Box score table for NC State - 50 vs Virginia - 63. Columns include NO. Name, Min, FG, 3P, FT, Rebounds, Fouls, TP, AS, TO, ST, Blocks, +/-.

Shooting By Period table for NC State - 50. Columns include 1st FG%, 3PT%, FT%, 2nd FG%, FT%, 3PT%, GM FG%, FT%, 3PT%.

Dead Ball Rebounds: 3.0

Technical Fouls: NONE

Box score table for Virginia - 63 vs NC State - 50. Columns include NO. Name, Min, FG, 3P, FT, Rebounds, Fouls, TP, AS, TO, ST, Blocks, +/-.

Shooting By Period table for Virginia - 63. Columns include 1st FG%, 3PT%, FT%, 2nd FG%, FT%, 3PT%, GM FG%, FT%, 3PT%.

Dead Ball Rebounds: 1.0

Technical Fouls: NONE

Summary statistics table for Game 22. Columns include NCS, UVA, Points from, Turnovers, Period by Period Scoring.

GAME 23 - NO. 8 VIRGINIA VS. DUKE

GAME 24 - NO. 8 VIRGINIA AT LOUISVILLE

# THE LAST TIME

## VIRGINIA INDIVIDUALS

- **Scored 30 points:** Kyle Guy vs. Marshall (12/31/18)
- **Scored 40 points:** Sean Singletary (41) at Miami (3/1/08)
- **Two players with 20 points:** Jay Huff (21) and Sam Hauser (21) vs. Syracuse (1/25/21)
- **Three players with 20 points:** Chris Williams (27), Roger Mason, Jr. (22) and Donald Hand (20) vs. Duke (1/5/00)
- **Four players with 20 points:** Chris Williams (23), Donald Hand (22), Adam Hall (21) and Travis Watson (20) vs. Georgetown (3/15/00)
- **A player with back-to-back 25-point games:** Joe Harris, 26 vs. Virginia Tech (2/12/13), 27 at North Carolina (2/16/13)
- **One player scored in double figures:** Jayden Gardner (17) vs. North Carolina (3/10/22)
- **No players scored in double figures:** vs. Florida (3/18/17)
- **Five players scored in double figures:** Kihei Clark (20), Armaan Franklin (15), Jayden Gardner (12), Reece Beekman (11), Ben Vander Plas (10) vs. Virginia Tech (1/18/23)
- **Six players scored in double figures:** Sean Singletary (27), Adrian Joseph (13), Jamil Tucker (13), Mamadi Diane (12), Calvin Baker (11) and Laurynas Mikaluskas (11) vs. Maryland (3/9/08)
- **Seven players scored in double figures:** Cornel Parker (20), Junior Burrough (15), Ted Jeffries (14), Cory Alexander (13), Jason Williford (12), Yuri Barnes (11) and Doug Smith (11) vs. Clemson (1/13/93)
- **Had 15 rebounds:** Mike Tobey (16) vs. Tennessee State (11/25/14)
- **Had 20 rebounds:** Mike Tobey (20) vs. Louisville (3/5/16)
- **Had 25 rebounds:** Bob Mortell (25) vs. Washington & Lee (2/27/60)
- **Two players with 10 rebounds:** Francisco Caffaro (12) and Jayden Gardner (10) at Notre Dame (1/29/22)
- **Three players with 10 rebounds:** Jay Huff (12), Kihei Clark (11) and Braxton Key (10) at Syracuse (11/6/19)
- **Double-Double:** Jayden Gardner (20 points, 10 rebounds) at Virginia Tech (2/4/23)
- **Two players had a double-double:** Jayden Gardner (22 points, 10 rebounds) and Francisco Caffaro (11 points and 12 rebounds) at Notre Dame (1/29/22)
- **Three players had a double-double:** Jason Williford (10 pts, 15 rebs), Ted Jeffries (23 pts, 10 rebs), and Cornel Parker (11 pts, 11 rebs) at William & Mary (1/25/93)
- **Double-Double with points and assists:** Kihei Clark (12 points, 10 assists) at Syracuse (1/30/23)
- **Triple-Double:** Ralph Sampson (15 pts, 22 rebs, 10 blks) vs. Old Dominion (12/29/79)
- **Three Double-Doubles in a row:** Sam Hauser [3] (13 pts, 10 rebs) at Notre Dame (12/30/20), (16 pts, 11 rebs) vs. Wake Forest (1/6/21), (17 pts, 10 rebs) at Boston College (1/9/21)
- **Four Double-Doubles in a row:** Mike Scott [5] (27 pts, 15 rebs) vs. Oklahoma (11/23/10), (16 pts, 10 rebs) vs. Wichita State (11/24/10), (17 pts, 12 rebs) at Minnesota (11/29/10), (21 pts, 13 rebs) at Virginia Tech (12/5/10), (10 pts, 13 rebs) vs. Radford (12/7/10)
- **20 points and 20 rebounds:** Travis Watson (21 points, 20 rebounds) vs. Wofford (1/2/03)
- **20 points and 10 rebounds:** Armaan Franklin (25 points, 10 rebounds) at Wake Forest (1/21/23)
- **13 assists:** Kihei Clark (13) vs. Navy (12/29/19)
- **11 assists:** Kihei Clark (11) vs. Syracuse (1/7/23)
- **10 assists:** Kihei Clark (10) at Syracuse (1/30/23)
- **5 blocked Shots:** Kadin Shedrick (6) vs. Clemson (12/22/21)
- **5 steals:** Reece Beekman (5) vs. North Carolina (1/10/23)
- **Led UVA in points, rebounds and assists:** Sam Hauser (15 points, 9 rebounds, 3 assists) vs. Ohio (3/20/21)
- **Hit a last second shot to win a game:** Reece Beekman at Duke (2/7/22) [3-pointer with 1.1 seconds remaining]
- **Played more than 40 minutes:** Reece Beekman (45) at North Texas (3/20/22)
- **Played 40 minutes:** Kihei Clark (40), vs. St. Bonaventure (3/22/22)

## VIRGINIA TEAM

- **Won in Overtime:** 71-69 at North Texas (3/20/22)
- **Lost in Overtime:** 63-55 vs. Syracuse (1/11/20)
- **Played Two Overtimes:** at Virginia Tech, 80-78 2 OT (2/12/17)
- **Played Three Overtimes:** vs. Georgetown, L 115-111 (3/15/00)
- **Shot 70 percent for a half:** 70.4% (19-27) vs. Austin Peay - 1st Half (11/13/17)
- **Shot 60 percent in a game:** 60% (30-50) vs. Miami (2/5/22)
- **Shot less than 30 percent in a game:** 29.5% (13-44) vs. VCU (12/9/18)
- **Shot 100 percent from the free throw line:** 100% (10-10) vs. Boston College (1/28/23)
- **Shot 90 percent from the free throw line:** 91.3% (21-23) vs. Georgia Tech (2/12/22)
- **Shot 70 percent from 3-point line:** 72% (18-25) at Syracuse (3/4/19)
- **Shot less than 30 percent in a half:** 28% (7-25) in 1st Half vs. St. Bonaventure (3/22/22)
- **Shot less than 20 percent in a half:** 18.5% (5-27) in 1st Half vs. North Carolina (3/10/22)
- **Shot 55 percent or better and lost:** 58.5% (31-53) at North Carolina (2/16/13)
- **Shot 50 percent or better and lost:** 52.6% (30-57) vs. Iowa (11/29/21)
- **Attempted 50 FTs:** 52 (made 34) vs. Howard (12/12/94)
- **Attempted 35 3-pointers:** 38 (11-38) vs. Va. Tech (2/10/18)
- **Did Not Attempt a FT:** 0 vs. Wisconsin (11/27/17)
- **Made 30 FTs:** 31 (31 of 36) vs. Tennessee (3/18/07)
- **Made 15 3-pt FGs:** 15 at Wake Forest (1/21/23)
- **Failed to make a 3-pt FG:** vs. Louisville (0 of 6) (3/9/22)
- **Had 50 rebounds:** 50 vs. JMU (11/10/19)
- **Had 25 assists:** 26 vs. Iowa State (3/25/16)
- **Had 15 steals:** 16 vs. NC State (2/24/08)
- **Had 10 blocks:** 10 vs. JMU (12/6/22)
- **Scored 50 pts in a half:** 56 vs. Baylor, 2nd half (11/18/22)
- **Scored 60 pts in a half:** 60 vs. Gonzaga, 1st half (1/3/07)
- **Scored 70 pts in a half:** 70 vs. Coastal Carolina, 2nd half (11/20/00)
- **Scored 100 pts (ACC):** 103 vs. Maryland (1/16/07)
- **Scored 100 pts (non-conf):** 100 vs. Marshall (12/31/18)
- **Scored under 20 pts in 1st half:** 17 vs. St. Bonaventure (3/22/22)
- **Scored under 20 pts in 2nd half:** 19 at North Carolina (2/18/17)
- **Scored under 50 pts in a game:** 43 vs. North Carolina (3/10/22)
- **Defeated top-5 opponent:** 86-79 vs. #5 Baylor (11/18/22)
- **Defeated top-5 opponent on the road:** 65-63 at #4 Duke (1/27/18)
- **Defeated top-5 opponent at neutral site:** 86-79 vs. #5 Baylor (11/18/22)
- **Defeated top-ranked opponent:** 86-73 vs. #1 North Carolina (1/30/86)
- **Won when trailing by 16 points:** Trained 32-16 during 63-61 vs. Ohio State (11/30/16)
- **Won when trailing by 17 points:** Trained 31-14 during 61-58 overtime win vs. Maryland (3/10/13)
- **Consecutive games holding ACC opponents to fewer than 70 points at home:** 37 (current)

## OPPONENT INDIVIDUALS

- **Scored 30 points:** Buddy Boeheim (31), Syracuse (3/11/21)
- **Scored 35 points:** Carsen Edwards (42), Purdue (3/30/19)
- **Scored 40 points:** Carsen Edwards (42), Purdue (3/30/19)
- **Scored 50 points:** Len Chappell (50), Wake (2/12/62)
- **Two players with 20 points:** Jericcole Hellems (21) and Tarquavion Smith (20) at NC State (1/22/22)
- **Two players with 25 points:** Corey Kispert (32) and Drew Timme (29) vs. Gonzaga (12/26/20)
- **Three players with 20 points:** Jordan McRae (21), Jarnell Stokes (20), Josh Richardson (20), at Tennessee (12/30/13)
- **Two players with 30 points:** Trevor Powell (31) and Tony Smith (31) at Marquette (2/3/90)
- **No players scored in double figures:** Lehigh (11/26/21)
- **Five players scored in double figures:** Jarace Walker (17), Marcus Sasser (13), Tramon Mark (13), Jamal Shead (11), J'Wan Roberts (10) vs. Houston (12/17/22)
- **Six players scored in double figures:** C.J. Harris (15), Ari Stewart (12), Travis McKie (12), J.T. Terrell (11), Ty Walker (11), Gary Clark (10), at Wake Forest (1/29/11)
- **Seven players scored in double figures:** Stanley Burrell (15), Drew Lavender (13), C.J. Anderson (12), B.J. Raymond (12), Josh Duncan (11), Charles Bronson (11) and Jason Love (10), at Xavier (1/3/08)
- **Double-Double:** Dominick Welch (10 points, 10 rebounds), St. Bonaventure (3/22/22)
- **Double-Double with points and assists:** Keifer Sykes (21 pts, 10 assts), at Green Bay (12/7/13)
- **Two players had a double-double:** Marvin Bagley III (30 pts, 14 rebs) & Wendell Carter Jr. (14 pts, 15 rebs), Duke (1/27/18)
- **Player had 20 points and 20 rebounds:** Armando Bacot (29 points, 22 rebounds), North Carolina (1/8/222)
- **Had 15 rebounds:** Amando Bacot (16), North Carolina (2/20/20)
- **Had 20 rebounds:** Armando Bacot (22), North Carolina (1/8/22)
- **Had 10 assists:** Keifer Sykes (10), at Green Bay (12/7/13)
- **5 Blocked Shots:** Moses Wright (5), Georgia Tech (1/23/21)
- **5 Steals:** Jordan Miller (7), Miami (2/5/22) & Jose Alvarado (6), Georgia Tech (1/23/21)
- **Hit a last second shot to win a game:** Matthew Cleveland, Florida State (2/26/22), 3-pointer at the end of regulation

## OPPONENT TEAM

- **Shot less than 30 percent in a game:** 27.3% (15-55), JMU (12/6/22)
- **Shot less than 30 percent in a game (ACC):** 27.1% (13-48), Virginia Tech (1/4/20)
- **Shot 60 percent in a game:** 60% (30-50) at NC State (1/22/22)
- **Shot 55 percent or better and lost:** 55.3% (26-47), Cleveland State (11/25/09)
- **Scored 100 pts:** 106, Washington (11/22/10)
- **Scored 90 pts in an ACC game:** 93, North Carolina (2/16/13)
- **Scored 60 pts in a half:** 60, at Miami, 2nd half (3/1/08)
- **Scored 50 pts in a half:** 54, vs. Gonzaga, 2nd half (12/26/21)
- **Scored 45 pts in the first half:** 45, at Florida State (2/15/21)
- **Scored under 10 pts in 1st half:** 7, at Pitt (2/24/18)
- **Scored under 20 pts in 1st half:** 19, Georgia Tech (2/12/22)
- **Scored under 20 pts in 2nd half:** 19, vs. Towson (11/25/20)
- **Scored under 40 pts in a game:** 39, vs. Virginia Tech (1/4/20)
- **Had 25 assists:** 27, at Xavier (1/3/08)
- **Had 15 steals:** 15, VMI (11/16/08)
- **Had 10 blocks:** 10 at Maryland (3/5/11)
- **Failed to make a 3-pt FG:** Georgia Tech (1/22/15)

# JOHN PAUL JONES ARENA RECORDS

## VIRGINIA PLAYERS

Points:	40, J.R. Reynolds vs. Wake Forest, 1/21/07
Most 1st Half Points:	23, Sean Singletary vs. Virginia Tech, 1/16/08
Most 2nd Half Points:	26, Sylven Landesberg vs. Boston College, 2/4/09
Rebounds:	20, Mike Tobey vs. Louisville, 3/5/16
Field Goals:	14, Jayden Gardner vs. FDU, 12/18/21
Field Goal Attempts:	23, Sylven Landesberg vs. Boston College, 2/4/09
Field Goal Pct.:	1.000 (9-9), Mike Scott vs. Wake Forest, 2/8/12
3-Point Field Goals:	8, Mustapha Farrakhan vs. Howard, 1/4/11
3-Point FG Attempts:	12, Sean Singletary vs. Gonzaga, 1/3/07
	12, Sean Singletary vs. Georgia Tech, 2/24/07
3-Point FG Pct.:	1.000 (5-5), Malcolm Brogdon vs. Boston College, 2/3/16
	1.000 (5-5), Justin Anderson vs. Tennessee State, 11/25/14
	1.000 (4-4), De'Andre Hunter vs. Coppin State, 11/16/18
	1.000 (4-4), London Perrantes vs. Miami, 2/26/14
	1.000 (4-4), Joe Harris vs. Hampton, 11/26/13
Free Throws Made:	14, Sean Singletary vs. Hampton, 12/16/06
	14, Sylven Landesberg vs. Florida State, 1/24/09
Free Throw Attempts:	16, Sean Singletary vs. Hampton, 12/16/06
FT Pct.:	1.000 (14-14), Sylven Landesberg vs. Florida State, 1/24/09
	1.000 (12-12), Malcolm Brogdon vs. Villanova, 12/19/15
Assists:	12, Ty Jerome vs. Virginia Tech, 1/15/19
Steals:	7, Sean Singletary vs. NC State, 2/24/08
Blocks:	10, by Jay Huff vs. Duke, 2/29/20

## VIRGINIA TEAM

Most Points:	108 vs. Gonzaga, 1/3/07
Fewest Points:	38 vs. Wisconsin, 12/4/13
Most 1st Half:	60 vs. Gonzaga, 1/3/07
Fewest 1st Half:	15 vs. Iowa State, 12/30/10
Most 2nd Half:	57 vs. Arizona, 11/12/06
Fewest 2nd Half:	15 vs. Duke, 2/16/11
Rebounds:	54 vs. UMES, 11/26/06
Field Goals:	43 vs. VMI, 11/16/08
Field Goal Attempts:	82 vs. UNC, 1/15/09
Field Goal Pct.:	.667 (32-48) vs. Howard, 1/4/11
3-Pt. FG:	18 vs. Gonzaga, 1/3/07
3-Pt. FG Attempts:	38 vs. Virginia Tech, 2/10/18
3-Point FG Pct.:	.727 (8-11) vs. North Texas, 11/20/12
Free Throws:	39 vs. Maryland, 1/16/07
FT Attempted:	49 vs. Maryland, 1/16/07
Fewest FT Attempted:	0 vs. Wisconsin, 11/27/17
Free Throw Pct.:	1.000 (19-19) vs. Winthrop, 11/15/11
Assists:	24 vs. Howard, 11/14/07
	24 vs. VMI, 11/16/08
Steals:	16 vs. NC State, 2/24/08
Blocks:	13 vs. Duke, 2/29/20
Most Turnovers:	21 vs. Longwood, 12/7/07
	21 vs. Hampton, 12/19/07
Fewest Turnovers:	2 vs. Louisville, 2/7/15

## MISCELLANEOUS

Biggest Comeback:	19 points vs. Arizona, 11/12/06
Biggest Lead Given up in a Loss:	14 points vs. Bradley, 3/26/08
Largest Lead:	59 vs. Coppin State, 11/16/18
	57 points vs. Grambling State, 11/22/16
Biggest Deficit:	38 points vs. Clemson, 2/7/08
Largest Margin of Victory:	57 vs. Coppin State, 11/16/18
	56 points vs. Grambling State, 11/22/16
Largest Margin of Defeat:	31 points vs. Clemson, 2/7/08
Overtime Games (Record):	12 (6-6); Last: 71-64 win vs. Kent State, 12/4/20

## OPPONENT PLAYERS

Points:	32, 3x last by DeWayne Jackson, Morgan State, 12/19/12
Most 1st Half Points:	19, DeWayne Jackson, Morgan State, 12/19/12
Most 2nd Half Points:	28, Talor Battle, Penn State, 11/30/09
Rebounds:	16, 2x last by Janelle Hagins, Delaware, 11/13/12
Field Goals:	13, Elijah Millsap, UAB, 12/30/09
Field Goal Attempts:	24, Malcolm Delaney, Virginia Tech, 1/28/10
Field Goal Pct.:	.875 (7-8), Ahmed Grant, UNC Wilmington, (1/18/10)
3-Point Field Goals:	8, K.C. Rivers, Clemson, 2/7/08
3-Pt. FG Attempts:	15, Malcolm Delaney, Virginia Tech, 2/19/11
3-Pt. FG Pct.:	1.000 (5-5), Tony Dukes, USC Upstate, 11/15/10
Free Throws Made:	15, Tyler Hansbrough, North Carolina, 1/15/09
FT Attempted:	17, Tyler Hansbrough, North Carolina, 1/15/09
FT Pct.:	1.000 (8-8), Tyrese Rice, Boston College, 2/4/09
	1.000 (8-8), Sean Mosley, Maryland, 3/6/10
	1.000 (7-7), Roy Devyn Marble, Iowa, 3/27/13
Assists:	11, Cliff Hammonds, Clemson, 2/7/08
Steals:	7, Jordan Miller, Miami, 2/5/22
Blocks:	6, 2x, last by Mouhamadou Gueye, Stony Brook, 12/18/19

## OPPONENT TEAM

Most Points:	97, VMI, 11/16/08
Fewest Points:	26, Maine, 11/27/19
Most 1st Half:	50, North Carolina, 1/15/09
Fewest 1st Half:	8, Harvard, 12/21/14
Most 2nd Half:	61, Gonzaga, 1/3/07
Fewest 2nd Half:	11, JMU, 11/10/19
Rebounds:	48, North Carolina, 2/25/12
Field Goals:	37, VMI, 11/16/08
Field Goal Attempts:	79, VMI, 11/16/08
Field Goal Pct.:	.566 (30-53) Liberty, 11/25/08
3-Pt. FG:	16, Clemson, 2/7/08
3-Pt. FG Attempts:	39, Hartford, 12/30/07
3-Point FG Pct.:	.619 (13-21) Duke, 2/9/19
Free Throws:	26, Boston College, 2/4/09
FT Attempted:	31, Boston College, 2/4/09
Free Throw Pct.:	1.000 (15-15) Iowa, 3/27/13
Zero Free Throw Attempts:	Miami, 2/5/22
Assists:	22, Clemson, 2/7/08
Steals:	15, VMI, 11/16/08
Blocks:	10, Radford, 11/21/08
	10, North Carolina, 1/15/09
Most Turnovers:	25, NC State, 2/24/08
Fewest Turnovers:	4, Clemson, 1/31/12

## RECORD AT JOHN PAUL JONES ARENA

2006-07 to present. . . . . 280 games - 226-54 (.807)

## LONGEST WINNING STREAKS

24 games from 2/7/15 vs. Louisville through 11/30/16 vs. Ohio State  
21 games from 12/21/13 vs. Northern Iowa through 1/22/15 vs. Georgia Tech

## LONGEST ACC WINNING STREAK

21 games from 1/6/13 vs. North Carolina through 1/22/15 vs. Georgia Tech

## LONGEST LOSING STREAK

4 games from 2/6/10 vs. Wake Forest through 3/6/10 vs. Maryland



# 2022-23 Virginia Men's Basketball



**0 · KIHEI CLARK**  
Gr. · G · 5-10 · 167  
Woodland Hills, Calif.




**1 · JAYDEN GARDNER**  
5th Year · F · 6-6 · 233  
Wake Forest, N.C.




**2 · REECE BEEKMAN**  
Jr. · G · 6-3 · 190  
Milwaukee, Wis.




**4 · ARMAAN FRANKLIN**  
Sr. · G · 6-4 · 200  
Indianapolis, Ind.



**5 · BEN VANDER PLAS**  
Gr. · F · 6-8 · 236  
Ripon, Wis.



**10 · TAINÉ MURRAY**  
So. · G · 6-5 · 205  
Auckland, N.Z.



**11 · ISAAC MCKNEELY**  
Fr. · G · 6-4 · 179  
Poca, W.Va.



**12 · CHASE COLEMAN**  
Sr. · G · 5-10 · 165  
Norfolk, Va.



**13 · RYAN DUNN**  
Fr. · G · 6-8 · 208  
Freeport, N.Y.



**21 · KADIN SHEDRICK**  
R-Jr. · F · 6-11 · 231  
Raleigh, N.C.



**22 · FRANCISCO CAFFARO**  
R-Sr. · C · 7-1 · 254  
Sante Fe, Argentina



**23 · ISAAC TRAUDT**  
Fr. · F · 6-10 · 229  
Grand Island, Neb.



**24 · TRISTAN HOW**  
Jr. · F · 6-7 · 202  
Virginia Beach, Va.



**35 · LEON BOND III**  
Fr. · G/F · 6-5 · 200  
Wauwatosa, Wis.



**TONY BENNETT**  
Head Coach  
14th Season



# KIHEI CLARK

**Graduate Student • Guard • 5-10 • 167**  
**Woodland Hills, Calif. • Taft Charter**

## 2022-23 HIGHLIGHTS

- Cousy Award Preseason Top-20 Watch List
- Had 9 points, five assists and four rebounds vs. NCCU (11/7/22)
- Recorded eight points, seven assists and two steals vs. Monmouth (11/11/22)
- Scored 12 points and had two steals vs. Illinois (11/20/22)
- Handed out a game-high eight assists vs. UMES (11/25/22)
- Scored 16 points at Michigan (11/29/22)
- Recorded game-high 18 points (9 of 10 FT) vs. FSU (12/3/22)
- Scored 18 points and dished seven assists vs. JMU (12/6/22)
- Registered nine points and eight assists vs. Houston (12/17/22)
- Tallied 13 points and three steals at Miami (12/20/22)
- Registered eight points and 10 assists, including his 600th career assist, in his school record 139th game vs. UAlbany (12/28/22)
- Team-highs in points (15) and assists (8) at Georgia Tech (12/31/22)
- Game-high 17 points and eight assists at Pitt (1/3/23)
- Tallied a game-high 11 assists vs. Syracuse (1/7/23)
- Had nine points and game-high six assists at Florida State (1/14/23)
- Recorded 20 points and five assists vs. Virginia Tech (1/18/23)
- Tallied 12 points and 10 assists for third career double-double at Syracuse (1/30/23)
- Scored 17 points at Virginia Tech (2/4/23)

## CLARK CAREER STATISTICS

SEASON TEAM	GP-GS	MIN/AVG	Field Goals		3-Point			F-Throws		Rebounds				Scoring					
			FG-FGA	FG%	3FG	3FGA	3FG%	FT-FTA	FT%	OFF	DEF	TOT	AVG	PF-FO	A	TO	BLK	STL	PTS
2018-19 UVa	38-20	1020/26.8	55-157	.350	29-85	.341	33-40	.825	16	73	89	2.3	52-0	97	39	0	28	172	4.5
2019-20 UVa	30-30	1112/37.1	105-280	.375	36-96	.375	78-89	.876	11	114	125	4.2	54-0	176	105	3	37	324	10.8
2020-21 UVa	25-23	850/34.0	85-207	.411	20-62	.323	47-64	.734	6	45	51	2.0	30-0	113	53	0	18	237	9.5
2021-22 UVa	35-35	1263/36.1	117-302	.387	54-156	.346	61-78	.782	12	91	103	2.9	40-0	153	77	4	30	349	10.0
2022-23 UVa	22-22	730/33.2	77-183	.421	28-71	.394	68-88	.773	11	50	61	2.8	34-0	131	47	3	27	250	11.4
<b>TOTAL</b>	<b>150-130</b>	<b>4975/33.2</b>	<b>439-1129</b>	<b>.389</b>	<b>167-470</b>	<b>.355</b>	<b>287-359</b>	<b>.799</b>	<b>56</b>	<b>373</b>	<b>429</b>	<b>2.9</b>	<b>210-0</b>	<b>670</b>	<b>321</b>	<b>10</b>	<b>140</b>	<b>1332</b>	<b>8.9</b>

## Single Game Highs

Statistic	Value	
Points	25	vs Duke 02/23/22
Rebounds	11	at Syracuse 11/06/19
Assists	13	vs Navy 12/29/19
Steals	3	13 times
Blocks	1	10 times
FG Made	9	vs Duke 02/23/22
FG Attempts	16	vs Florida St. 02/26/22
3FG Made	6	vs Duke 02/23/22
3FG Attempts	11	vs Duke 02/23/22
FT Made	10	vs Boston College 02/01/22
FT Attempts	12	vs Kent St. 12/04/20, vs James Madison 12/06/22

## CLARK 2022-23 GAME-BY-GAME

Opponent	Date	GS	MIN	Total		3-Pointers		Free throws		Rebounds				PF	A	TO	BLK	STL	PTS	AVG	
				FG-FGA	PCT	3FG	3FGA	PCT	FT-FTA	PCT	OFF	DEF	TOT								AVG
N.C. Central	11/07/2022	*	34:08	3-9	.333	2-6	.333	1-4	.250	0	2	2	2.0	1	5	2	0	0	9	9.0	
Monmouth	11/11/2022	*	20:26	3-4	.750	2-3	.667	0-0	.000	1	0	1	1.5	1	7	0	0	2	8	8.5	
vs Baylor	11/18/2022	*	35:23	3-8	.375	1-2	.500	0-0	.000	0	4	4	2.3	0	3	3	0	0	7	8.0	
vs Illinois	11/20/2022	*	34:10	4-9	.444	2-4	.500	2-2	1.000	1	2	3	2.5	1	3	2	0	2	12	9.0	
UMES	11/25/2022	*	31:01	1-4	.250	0-1	.000	3-3	1.000	0	2	2	2.4	1	8	2	1	2	5	8.2	
at Michigan	11/29/2022	*	38:02	4-9	.444	1-2	.500	7-8	.875	0	2	2	2.3	1	4	1	0	1	16	9.5	
Florida St.	12/03/2022	*	35:27	4-9	.444	1-3	.333	9-10	.900	1	2	3	2.4	0	3	3	0	1	18	10.7	
James Madison	12/06/2022	*	38:56	5-11	.455	2-5	.400	6-12	.500	0	2	2	2.4	1	7	3	0	1	18	11.6	
Houston	12/17/2022	*	35:18	2-8	.250	1-5	.200	4-4	1.000	0	2	2	2.3	4	8	2	0	1	9	11.3	
at Miami (FL)	12/20/2022	*	30:00	2-10	.200	1-3	.333	8-9	.889	2	2	4	2.5	2	3	0	0	3	13	11.5	
UAlbany	12/28/2022	*	26:41	3-4	.750	1-1	1.000	1-2	.500	0	4	4	2.6	1	10	2	0	2	8	11.2	
at Georgia Tech	12/31/2022	*	30:34	6-9	.667	2-3	.667	1-3	.333	1	1	2	2.6	1	8	3	0	3	15	11.5	
at Pittsburgh	01/03/2023	*	34:38	7-12	.583	2-5	.400	1-1	1.000	0	4	4	2.7	4	8	5	0	0	17	11.9	
Syracuse	01/07/2023	*	32:24	2-5	.400	0-1	.000	1-2	.500	1	1	2	2.6	3	11	3	0	2	5	11.4	
North Carolina	01/10/2023	*	37:49	3-8	.375	0-1	.000	1-3	.333	0	2	2	2.6	2	2	2	0	2	7	11.1	
at Florida St.	01/14/2023	*	36:12	4-10	.400	0-2	.000	1-1	1.000	0	5	5	2.8	1	6	1	0	1	9	11.0	
Virginia Tech	01/18/2023	*	35:48	7-14	.500	2-5	.400	4-4	1.000	0	2	2	2.7	0	5	1	1	1	20	11.5	
at Wake Forest	01/21/2023	*	28:29	2-7	.286	2-4	.500	6-7	.857	1	2	3	2.7	4	4	2	1	0	12	11.6	
Boston College	01/28/2023	*	27:35	2-9	.222	1-3	.333	2-2	1.000	2	1	3	2.7	2	6	0	0	1	7	11.3	
at Syracuse	01/30/2023	*	35:43	3-7	.429	2-4	.500	4-4	1.000	0	2	2	2.7	1	10	5	0	0	12	11.4	
at Virginia Tech	02/04/2023	*	35:29	6-13	.462	3-7	.429	2-2	1.000	1	4	5	2.8	3	4	2	0	0	17	11.6	
NC State	02/07/2023	*	35:49	1-4	.250	0-1	.000	4-5	.800	0	2	2	2.8	0	6	3	0	2	6	11.4	
<b>Totals</b>			<b>22</b>	<b>730:02</b>	<b>77-183</b>	<b>.421</b>	<b>28-71</b>	<b>.394</b>	<b>68-88</b>	<b>.773</b>	<b>11</b>	<b>50</b>	<b>61</b>	<b>2.8</b>	<b>34</b>	<b>131</b>	<b>47</b>	<b>3</b>	<b>27</b>	<b>250</b>	<b>11.4</b>

## Player Averages

Games Played	Minutes/game	Points/game	FG Pct	3FG Pct	FT Pct	Rebounds/game	Assists/game	Turnovers/game	Assist/Turnover ratio	Steals/game	Blocks/game
22	33.2	11.4	42.1	39.4	77.3	2.8	6.0	2.1	2.8	1.2	0.1



# 1 JAYDEN GARDNER

Fifth Year • Forward • 6-6 • 233  
Wake Forest, N.C. • Heritage • East Carolina

## 2022-23 HIGHLIGHTS

- Preseason All-ACC second team
- Malone Award Preseason Top-20 Watch List
- Surpassed 2,000 career points with three points vs. NCCU (11/7/22)
- Recorded 12 points and five rebounds vs. Illinois (11/20/22)
- Scored game-high 26 points (12 of 15 FG) vs. UMES (11/22/22)
- Registered 12 points and 11 rebounds at Michigan (11/29/22)
- Tallied 14 points and eight rebounds vs. JMU (12/6/22)
- Netted 13 points along with six rebounds vs. Houston (12/17/22)
- Recorded 16 points and seven rebounds vs. Albany (12/28/22)
- Scored 14 points at Georgia Tech (12/31/22)
- Scored 10 points and grabbed 1,000th career rebound vs. Syracuse (1/7/23)
- Tallied 12 points and four rebounds vs. Virginia Tech (1/18/23)
- Recorded 18 points and six rebounds vs. Boston College (1/28/23)
- Team highs in points (17) and rebounds (8) at Syracuse (1/30/23)
- Registered 20 points and 10 rebounds at Virginia Tech (2/4/23)
- Scored 18 points along with five rebounds vs. NC State (2/7/23)

## GARDNER CAREER STATISTICS

SEASON	TEAM	GP-GS	MIN/AVG	Field Goals		3-Point		F-Throws		Rebounds				Scoring						
				FG-FGA	FG%	3FG-3FGA	3FG%	FT-FTA	FT%	OFF	DEF	TOT	AVG	PF-FO	A	TO	BLK	STL	PTS	AVG
2018-19	ECU	31-31	948/30.6	166-337	.493	2-10	.200	171-228	.750	93	169	262	8.5	88-3	39	75	14	24	505	16.3
2019-20	ECU	31-30	1066/34.4	223-428	.521	4-20	.200	160-218	.734	91	194	285	9.2	91-4	67	83	15	34	610	19.7
2020-21	ECU	19-18	665/35.0	123-257	.479	3-6	.500	98-133	.737	39	119	158	8.3	42-0	27	45	3	11	347	18.3
2021-22	UVa	35-35	1144/32.7	219-437	.501	3-14	.214	96-121	.793	80	143	223	6.4	74-0	50	52	13	18	537	15.3
2022-23	UVa	22-22	537/24.4	100-193	.518	0-1	.000	54-83	.651	44	69	113	5.1	36-0	12	22	9	21	254	11.5
<b>TOTAL FOR UVa</b>		<b>57-57</b>	<b>1681/29.5</b>	<b>319-630</b>	<b>.506</b>	<b>3-15</b>	<b>.200</b>	<b>150-204</b>	<b>.735</b>	<b>124</b>	<b>212</b>	<b>336</b>	<b>5.9</b>	<b>110-0</b>	<b>62</b>	<b>74</b>	<b>22</b>	<b>39</b>	<b>791</b>	<b>13.9</b>
<b>TOTAL</b>		<b>138-136</b>	<b>4360/31.6</b>	<b>831-1652</b>	<b>.503</b>	<b>12-51</b>	<b>.235</b>	<b>579-783</b>	<b>.739</b>	<b>347</b>	<b>694</b>	<b>1041</b>	<b>7.5</b>	<b>331-7</b>	<b>195</b>	<b>277</b>	<b>54</b>	<b>108</b>	<b>2253</b>	<b>16.3</b>

## Single Game Highs

Statistic	Value	
Points	35	at UCF 01/13/19
Rebounds	20	at UCF 01/13/19
Assists	4	10 times
Steals	3	4 times
Blocks	3	vs Georgia Tech 02/12/22, at Miami (FL) 02/19/22
FG Made	14	vs Fairleigh Dickinson 12/18/21
FG Attempts	24	vs Temple 02/23/20
3FG Made	2	vs UCF 03/04/21, vs Iowa 11/29/21
3FG Attempts	4	vs SMU 01/11/20, vs Clemson 12/22/21
FT Made	16	vs App State 11/30/18
FT Attempts	19	vs App State 11/30/18

## GARDNER 2022-23 GAME-BY-GAME

Opponent	Date	GS	MIN	Total		3-Pointers		Free throws		Rebounds				PF	A	TO	BLK	STL	PTS	AVG
				FG-FGA	PCT	3FG-3FGA	PCT	FT-FTA	PCT	OFF	DEF	TOT	AVG							
N.C. Central	11/07/2022	*	19:41	0-4	.000	0-0	.000	3-5	.600	4	5	9	9.0	0	0	0	0	0	3	3.0
Monmouth	11/11/2022	*	15:46	3-7	.429	0-0	.000	3-4	.750	3	2	5	7.0	4	1	0	0	0	9	6.0
vs Baylor	11/18/2022	*	17:12	1-4	.250	0-0	.000	5-7	.714	0	3	3	5.7	2	2	2	0	1	7	6.3
vs Illinois	11/20/2022	*	26:46	3-5	.600	0-0	.000	6-9	.667	2	3	5	5.5	1	1	3	0	1	12	7.8
UMES	11/25/2022	*	25:01	12-15	.800	0-0	.000	2-5	.400	0	3	3	5.0	2	0	0	0	0	26	11.4
at Michigan	11/29/2022	*	33:07	6-15	.400	0-0	.000	0-0	.000	3	8	11	6.0	1	2	1	0	3	12	11.5
Florida St.	12/03/2022	*	23:29	5-9	.556	0-0	.000	0-0	.000	5	2	7	6.1	2	0	3	2	2	10	11.3
James Madison	12/06/2022	*	32:22	5-7	.714	0-0	.000	4-8	.500	2	6	8	6.4	2	0	1	2	2	14	11.6
Houston	12/17/2022	*	33:17	4-8	.500	0-0	.000	5-6	.833	2	4	6	6.3	0	0	0	1	0	13	11.8
at Miami (FL)	12/20/2022	*	20:26	4-6	.667	0-0	.000	0-2	.000	0	2	2	5.9	2	0	0	0	2	8	11.4
UAlbany	12/28/2022	*	27:15	7-11	.636	0-0	.000	2-3	.667	3	4	7	6.0	0	0	0	2	0	16	11.8
at Georgia Tech	12/31/2022	*	22:01	7-12	.583	0-0	.000	0-0	.000	0	2	2	5.7	2	1	1	0	1	14	12.0
at Pittsburgh	01/03/2023	*	23:22	2-7	.286	0-0	.000	0-0	.000	1	2	3	5.5	2	1	0	0	2	4	11.4
Syracuse	01/07/2023	*	26:54	4-11	.364	0-0	.000	2-3	.667	1	2	3	5.3	2	0	0	0	0	10	11.3
North Carolina	01/10/2023	*	15:01	1-2	.500	0-0	.000	1-2	.500	0	1	1	5.0	3	0	1	0	0	3	10.7
at Florida St.	01/14/2023	*	18:45	1-4	.250	0-0	.000	1-2	.500	1	2	3	4.9	3	0	1	0	0	3	10.3
Virginia Tech	01/18/2023	*	21:43	5-6	.833	0-0	.000	2-3	.667	1	3	4	4.8	3	1	2	0	1	12	10.4
at Wake Forest	01/21/2023	*	19:37	2-7	.286	0-0	.000	1-2	.500	0	2	2	4.7	0	1	1	1	0	5	10.1
Boston College	01/28/2023	*	24:05	8-12	.667	0-1	.000	2-2	1.000	3	3	6	4.7	1	0	0	0	1	18	10.5
at Syracuse	01/30/2023	*	28:28	6-11	.545	0-0	.000	5-7	.714	5	3	8	4.9	0	0	3	0	2	17	10.8
at Virginia Tech	02/04/2023	*	30:36	8-18	.444	0-0	.000	4-7	.571	6	4	10	5.1	4	1	3	1	2	20	11.2
NC State	02/07/2023	*	32:13	6-12	.500	0-0	.000	6-6	1.000	2	3	5	5.1	0	1	0	0	1	18	11.5
<b>Totals</b>			<b>22 537:07</b>	<b>100-193</b>	<b>.518</b>	<b>0-1</b>	<b>.000</b>	<b>54-83</b>	<b>.651</b>	<b>44</b>	<b>69</b>	<b>113</b>	<b>5.1</b>	<b>36</b>	<b>12</b>	<b>22</b>	<b>9</b>	<b>21</b>	<b>254</b>	<b>11.5</b>

## Player Averages

Games Played	Minutes/game	Points/game	FG Pct	3FG Pct	FT Pct	Rebounds/game	Assists/game	Turnovers/game	Assist/Turnover ratio	Steals/game	Blocks/game
22	24.4	11.5	51.8	0.0	65.1	5.1	0.5	1.0	0.5	1.0	0.4



# 2 REECE BEEKMAN

Junior • Guard • 6-3 • 190  
Baton Rouge, La. • Scotlandville Magnet

## 2022-23 HIGHLIGHTS

- MVP of Continental Main Event in Las Vegas (11/20/21)
- ACC Player of the Week (11/21/22)
- Netted 10 points with five assists vs. NCCU (11/7/22)
- Had seven points and six assists vs. Monmouth (11/11/22)
- Recorded 10 points and 10 assists vs. Baylor (11/18/22)
- Registered 17 points and three steals vs. Illinois (11/20/22)
- Tallied nine points, five rebounds and four steals vs. UMEs (11/25/22)
- Scored team-high 18 points at Michigan (11/29/22)
- Played four minutes before leaving with injury vs. JMU (12/6/22)
- Posted 10 points, nine rebounds and nine assists at Miami (12/20/22)
- Missed the UAlbany (12/28/22) game due to injury
- Tallied 12 points and six rebounds at Pitt (1/3/23)
- Recorded 13 points and seven rebounds vs. Syracuse (1/7/23)
- Scored 13 points along with five assists and five steals vs. UNC (1/10/23)
- Scored 11 points along with seven assists vs. Virginia Tech (1/18/23)
- Recorded 11 points and eight assists vs. Boston College (1/28/23)
- Collected 15 points and five assists at Virginia Tech (2/4/23)
- Tallied 15 points, four assists and three steals vs. NC State (2/7/23)

## BEEKMAN CAREER STATISTICS

SEASON	TEAM	GP-GS	MIN/AVG	Field Goals		3-Point		F-Throws		Rebounds				Scoring						
				FG-FGA	FG%	3FG-3FGA	3FG%	FT-FTA	FT%	OFF	DEF	TOT	AVG	PF-FO	A	TO	BLK	STL	PTS	AVG
2020-21	UVa	25-20	733/29.3	42-110	.382	9-37	.243	25-33	.758	5	66	71	2.8	37-0	75	29	10	30	118	4.7
2021-22	UVa	35-35	1228/35.1	115-256	.449	22-65	.338	35-46	.761	15	121	136	3.9	62-2	181	50	25	73	287	8.2
2022-23	UVa	21-21	645/30.7	71-159	.447	22-51	.431	51-62	.823	12	54	66	3.1	41-0	106	35	10	28	215	10.2
<b>TOTAL</b>	<b>81-76</b>	<b>2607/32.2</b>	<b>228-525</b>	<b>.434</b>	<b>53-153</b>	<b>.346</b>	<b>111-141</b>	<b>.787</b>	<b>32</b>	<b>241</b>	<b>273</b>	<b>3.4</b>	<b>140-2</b>	<b>362</b>	<b>114</b>	<b>45</b>	<b>131</b>	<b>620</b>	<b>7.7</b>	

## Single Game Highs

Statistic	Value	
Points	20	vs Clemson 12/22/21
Rebounds	12	at Louisville 03/05/22
Assists	11	vs Louisville 01/24/22
Steals	6	vs Navy 11/09/21
Blocks	2	9 times
FG Made	8	at Pittsburgh 01/19/22
FG Attempts	12	at North Carolina 01/08/22, vs North Carolina 01/10/23, vs Illinois 11/20/22
3FG Made	3	4 times
3FG Attempts	5	4 times
FT Made	6	vs Illinois 11/20/22
FT Attempts	8	vs Illinois 11/20/22

## BEEKMAN 2022-23 GAME-BY-GAME

Opponent	Date	GS	MIN	Total		3-Pointers		Free throws		Rebounds				PF	A	TO	BLK	STL	PTS	AVG
				FG-FGA	PCT	3FG-3FGA	PCT	FT-FTA	PCT	OFF	DEF	TOT	AVG							
N.C. Central	11/07/2022	*	26:05	3-7	.429	2-3	.667	2-2	1.000	0	3	3	3.0	3	5	4	0	1	10	10.0
Monmouth	11/11/2022	*	21:27	2-7	.286	1-4	.250	2-2	1.000	1	1	2	2.5	2	6	1	2	2	7	8.5
vs Baylor	11/18/2022	*	33:32	2-6	.333	2-2	1.000	4-4	1.000	0	1	1	2.0	1	10	3	1	1	10	9.0
vs Illinois	11/20/2022	*	33:35	5-12	.417	1-3	.333	6-8	.750	1	3	4	2.5	2	3	1	0	3	17	11.0
UMES	11/25/2022	*	28:08	3-5	.600	1-1	1.000	2-2	1.000	0	5	5	3.0	0	2	2	1	4	9	10.6
at Michigan	11/29/2022	*	38:06	7-10	.700	1-1	1.000	3-4	.750	1	3	4	3.2	1	5	1	0	1	18	11.8
Florida St.	12/03/2022	*	31:08	1-7	.143	0-3	.000	5-6	.833	0	4	4	3.3	3	5	1	1	0	7	11.1
James Madison	12/06/2022	*	03:47	1-1	1.000	0-0	.000	0-0	.000	0	0	0	2.9	0	1	0	0	0	2	10.0
Houston	12/17/2022	*	33:33	1-5	.200	1-3	.333	1-2	.500	1	2	3	2.9	4	5	3	1	1	4	9.3
at Miami (FL)	12/20/2022	*	34:31	5-9	.556	0-1	.000	0-1	.000	2	7	9	3.5	3	9	4	0	0	10	9.4
at Georgia Tech	12/31/2022	*	26:45	3-6	.500	2-3	.667	0-0	.000	1	3	4	3.5	1	4	2	0	2	8	9.3
at Pittsburgh	01/03/2023	*	35:32	4-9	.444	3-5	.600	1-1	1.000	0	6	6	3.8	2	3	1	0	0	12	9.5
Syracuse	01/07/2023	*	31:18	3-5	.600	2-3	.667	5-6	.833	0	1	1	3.5	3	7	1	0	2	13	9.8
North Carolina	01/10/2023	*	38:30	5-12	.417	0-2	.000	3-4	.750	0	2	2	3.4	0	5	2	1	5	13	10.0
at Florida St.	01/14/2023	*	36:21	3-10	.300	2-3	.667	0-0	.000	1	2	3	3.4	2	4	1	0	0	8	9.9
Virginia Tech	01/18/2023	*	34:41	4-10	.400	1-3	.333	2-2	1.000	1	2	3	3.4	1	7	0	1	1	11	9.9
at Wake Forest	01/21/2023	*	24:59	2-6	.333	2-5	.400	2-2	1.000	1	2	3	3.4	4	6	0	0	1	8	9.8
Boston College	01/28/2023	*	30:33	4-6	.667	0-2	.000	3-3	1.000	0	1	1	3.2	2	8	4	0	1	11	9.9
at Syracuse	01/30/2023	*	32:35	2-4	.500	1-2	.500	2-2	1.000	0	1	1	3.1	2	2	2	1	0	7	9.7
at Virginia Tech	02/04/2023	*	36:53	5-11	.455	0-2	.000	5-6	.833	2	2	4	3.2	2	5	1	1	0	15	10.0
NC State	02/07/2023	*	33:04	6-11	.545	0-0	.000	3-5	.600	0	3	3	3.1	3	4	1	0	3	15	10.2
<b>Totals</b>			<b>21</b>	<b>645:03</b>	<b>.447</b>	<b>22-51</b>	<b>.431</b>	<b>51-62</b>	<b>.823</b>	<b>12</b>	<b>54</b>	<b>66</b>	<b>3.1</b>	<b>41</b>	<b>106</b>	<b>35</b>	<b>10</b>	<b>28</b>	<b>215</b>	<b>10.2</b>

## Player Averages

Games Played	Minutes/game	Points/game	FG Pct	3FG Pct	FT Pct	Rebounds/game	Assists/game	Turnovers/game	Assist/Turnover ratio	Steals/game	Blocks/game
21	30.7	10.2	44.7	43.1	82.3	3.1	5.0	1.7	3.0	1.3	0.5



# 4 ARMAAN FRANKLIN

Senior • Guard • 6-4 • 200  
Indianapolis, Ind. • Cathedral • Indiana

## 2022-23 HIGHLIGHTS

- Scored game-high 21 points (4-7 3FGs) vs. NCCU (11/7/22)
- Set career highs in points (26), free throws (9) and free throw attempts (10) vs. Baylor (11/18/22)
- Scored eight points vs. JMU (12/6/22)
- Scored 10 points vs. Houston (12/17/22)
- Tallied 20 points and career-high two blocked vs. UAlbany (12/28/22)
- Scored 11 points along with a career-high five steals at Georgia Tech (12/31/22)
- Netted 14 points and four rebounds at Pitt (1/3/23)
- Scored team-high 16 points (4-9 3FG) vs. Syracuse (1/7/23)
- Recorded 12 points and career highs in rebounds (9) and blocks (3) vs. UNC (1/10/23)
- Scored game-high 20 points and added team-high seven rebounds at Florida State (1/14/23)
- Tallied 15 points vs. Virginia Tech (1/18/23)
- Scored 25 points and added career-high 10 rebounds for first career double-double at Wake Forest (1/21/23)
- Scored 18 points vs. Boston College (1/28/23)
- Netted 12 points at Syracuse (1/30/23)

## FRANKLIN CAREER STATISTICS

SEASON	TEAM	GP-GS	MIN/AVG	Field Goals		3-Point		F-Throws		Rebounds				PF-FO			A		TO		BLK		STL		PTS		AVG	
				FG-FGA	FG%	3FG-3FGA	3FG%	FT-FTA	FT%	OFF	DEF	TOT	AVG	PF	FO	A	TO	BLK	STL	PTS	AVG							
2019-20	IND	32-9	441/13.8	39-112	.348	17-64	.266	24-39	.615	2	50	52	1.6	43-0	41	30	3	8	119	3.7								
2020-21	IND	22-20	664/30.2	87-203	.429	36-85	.424	40-54	.741	13	78	91	4.1	61-3	47	48	5	26	250	11.4								
2021-22	UVa	35-34	1031/29.5	140-357	.392	53-179	.296	57-75	.760	11	86	97	2.8	71-0	49	43	9	35	390	11.1								
2022-23	UVa	22-22	643/29.2	90-221	.407	47-119	.395	42-58	.724	12	82	94	4.3	33-0	28	19	10	21	269	12.2								
<b>TOTAL FOR UVa</b>		<b>57-56</b>	<b>1674/29.4</b>	<b>230-578</b>	<b>.398</b>	<b>100-298</b>	<b>.336</b>	<b>99-133</b>	<b>.744</b>	<b>23</b>	<b>168</b>	<b>191</b>	<b>3.4</b>	<b>104-0</b>	<b>77</b>	<b>62</b>	<b>19</b>	<b>56</b>	<b>659</b>	<b>11.6</b>								
<b>TOTAL</b>		<b>111-85</b>	<b>2778/25.0</b>	<b>356-893</b>	<b>.399</b>	<b>153-447</b>	<b>.342</b>	<b>163-226</b>	<b>.721</b>	<b>38</b>	<b>296</b>	<b>334</b>	<b>3.0</b>	<b>208-3</b>	<b>165</b>	<b>140</b>	<b>27</b>	<b>90</b>	<b>1028</b>	<b>9.3</b>								

## Single Game Highs

Statistic	Value	
Points	26	vs Baylor 11/18/22
Rebounds	10	at Wake Forest 01/21/23
Assists	8	vs Western Ill. 11/05/19
Steals	5	at Georgia Tech 12/31/22
Blocks	3	vs North Carolina 01/10/23
FG Made	9	at Wake Forest 01/21/23
FG Attempts	21	at Wake Forest 01/21/23
3FG Made	5	7 times
3FG Attempts	13	at Wake Forest 01/21/23
FT Made	9	vs Baylor 11/18/22
FT Attempts	10	vs Baylor 11/18/22


## FRANKLIN 2022-23 GAME-BY-GAME

Opponent	Date	GS	MIN	Total		3-Pointers		Free throws		Rebounds				PF			A		TO		BLK		STL		PTS		AVG	
				FG-FGA	PCT	3FG-3FGA	PCT	FT-FTA	PCT	OFF	DEF	TOT	AVG	PF	A	TO	BLK	STL	PTS	AVG								
N.C. Central	11/07/2022	*	34:52	5-9	.556	4-7	.571	7-8	.875	1	3	4	4.0	1	1	0	0	0	0	0	0	21	21.0					
Monmouth	11/11/2022	*	18:22	3-6	.500	2-4	.500	0-0	.000	0	3	3	3.5	3	0	2	0	0	0	0	8	14.5						
vs Baylor	11/18/2022	*	33:26	7-12	.583	3-6	.500	9-10	.900	1	3	4	3.7	2	1	1	0	3	26	18.3								
vs Illinois	11/20/2022	*	33:50	4-12	.333	1-5	.200	0-0	.000	0	5	5	4.0	3	0	2	0	2	9	16.0								
UMES	11/25/2022	*	27:21	2-6	.333	1-4	.250	0-0	.000	0	4	4	4.0	0	3	0	0	0	5	13.8								
at Michigan	11/29/2022	*	25:58	1-6	.167	0-2	.000	0-2	.000	0	4	4	4.0	2	0	1	0	0	2	11.8								
Florida St.	12/03/2022	*	21:53	3-7	.429	2-4	.500	1-2	.500	0	2	2	3.7	3	0	3	1	0	9	11.4								
James Madison	12/06/2022	*	26:15	3-8	.375	2-5	.400	0-0	.000	0	3	3	3.6	4	2	1	0	1	8	11.0								
Houston	12/17/2022	*	24:10	3-6	.500	2-3	.667	2-2	1.000	0	6	6	3.9	1	0	1	0	0	10	10.9								
at Miami (FL)	12/20/2022	*	13:04	0-7	.000	0-3	.000	0-0	.000	0	2	2	3.7	0	0	0	1	0	0	9.8								
UAlbany	12/28/2022	*	31:08	7-13	.538	3-6	.500	3-3	1.000	1	1	2	3.5	0	0	1	2	0	20	10.7								
at Georgia Tech	12/31/2022	*	31:28	3-12	.250	3-9	.333	2-2	1.000	2	1	3	3.5	1	4	0	0	5	11	10.8								
at Pittsburgh	01/03/2023	*	30:08	6-12	.500	2-3	.667	0-0	.000	1	3	4	3.5	1	3	0	0	2	14	11.0								
Syracuse	01/07/2023	*	33:54	4-11	.364	4-9	.444	4-7	.571	2	4	6	3.7	1	3	1	1	2	16	11.4								
North Carolina	01/10/2023	*	36:26	4-13	.308	0-5	.000	4-7	.571	1	8	9	4.1	0	2	1	3	0	12	11.4								
at Florida St.	01/14/2023	*	32:56	8-13	.615	4-7	.571	0-0	.000	1	6	7	4.3	2	0	1	0	1	20	11.9								
Virginia Tech	01/18/2023	*	32:44	6-9	.667	2-3	.667	1-1	1.000	0	5	5	4.3	1	1	0	0	0	15	12.1								
at Wake Forest	01/21/2023	*	37:24	9-21	.429	5-13	.385	2-4	.500	1	9	10	4.6	2	1	0	1	0	25	12.8								
Boston College	01/28/2023	*	30:28	6-13	.462	3-7	.429	3-3	1.000	1	6	7	4.7	1	3	3	1	2	18	13.1								
at Syracuse	01/30/2023	*	33:50	4-11	.364	3-9	.333	1-2	.500	0	0	0	4.5	2	1	1	0	1	12	13.1								
at Virginia Tech	02/04/2023	*	30:38	2-9	.222	1-4	.250	1-3	.333	0	2	2	4.4	2	2	0	0	2	6	12.7								
NC State	02/07/2023	*	22:56	0-5	.000	0-1	.000	2-2	1.000	0	2	2	4.3	1	1	0	0	0	2	12.2								
<b>Totals</b>			<b>22</b>	<b>643:10</b>	<b>90-221</b>	<b>.407</b>	<b>47-119</b>	<b>.395</b>	<b>42-58</b>	<b>.724</b>	<b>12</b>	<b>82</b>	<b>94</b>	<b>4.3</b>	<b>33</b>	<b>28</b>	<b>19</b>	<b>10</b>	<b>21</b>	<b>269</b>	<b>12.2</b>							

## Player Averages

Games Played	Minutes/game	Points/game	FG Pct	3FG Pct	FT Pct	Rebounds/game	Assists/game	Turnovers/game	Assist/Turnover ratio	Steals/game	Blocks/game
22	29.2	12.2	40.7	39.5	72.4	4.3	1.3	0.9	1.5	1.0	0.5





# 5 BEN VANDER PLAS

Graduate Student • Forward • 6-8 • 236  
Ripon, Wis. • Ripon • Ohio University

## 2022-23 HIGHLIGHTS

- Recorded seven points and four rebounds in UVA debut vs. NCCU (11/7/22)
- Tallied 10 points, three rebounds and three assists vs. Monmouth (11/11/22)
- Scored 14 points vs. Baylor (11/18/22)
- Tallied eight points and game-high 10 rebounds vs. Illinois (11/20/22)
- Scored 10 points at Michigan (11/29/22)
- Netted 20 points (4-9 3FG) at Miami (12/20/22)
- Secured his 800th career rebound at Georgia Tech (12/31/22)
- Registered 17 points, eight rebounds and career-high three blocks vs. UNC (1/10/23)
- Netted 15 points along with team-high seven rebounds and three assists at Florida State (1/14/23)
- Recorded 10 points, seven rebounds and three assists vs. Virginia Tech (1/18/23)
- Contributed eight points and seven rebounds at Wake Forest (1/21/23)
- Recorded seven points, six rebounds and six assists at Syracuse (1/30/23)

## VANDER PLAS CAREER STATISTICS

SEASON	TEAM	GP-GS	MIN/AVG	Field Goals		3-Point		F-Throws		Rebounds				Scoring						
				FG-FGA	FG%	3FG-3FGA	3FG%	FT-FTA	FT%	OFF	DEF	TOT	AVG	PF-FO	A	TO	BLK	STL	PTS	AVG
2018-19	Ohio	31-1	718/23.2	94-231	.407	50-162	.309	29-41	.707	40	122	162	5.2	55-0	48	33	15	28	267	8.6
2019-20	Ohio	31-31	1022/33.0	183-372	.492	41-137	.299	80-135	.593	39	175	214	6.9	84-2	86	89	21	32	487	15.7
2020-21	Ohio	25-25	845/33.8	114-263	.433	51-146	.349	42-55	.764	19	126	145	5.8	60-1	94	58	15	36	321	12.8
2021-22	Ohio	35-35	1237/35.4	166-362	.459	67-198	.338	98-138	.710	40	197	237	6.8	81-3	107	63	16	62	497	14.2
2022-23	UvA	22-8	530/24.1	55-135	.407	26-82	.317	22-35	.629	18	81	99	4.5	37-0	36	14	8	12	158	7.2
<b>TOTAL FOR UvA</b>		<b>22-8</b>	<b>530/24.1</b>	<b>55-135</b>	<b>.407</b>	<b>26-82</b>	<b>.317</b>	<b>22-35</b>	<b>.629</b>	<b>18</b>	<b>81</b>	<b>99</b>	<b>4.5</b>	<b>37-0</b>	<b>36</b>	<b>14</b>	<b>8</b>	<b>12</b>	<b>158</b>	<b>7.2</b>
<b>TOTAL</b>		<b>144-100</b>	<b>4352/30.2</b>	<b>612-1363</b>	<b>.449</b>	<b>235-725</b>	<b>.324</b>	<b>271-404</b>	<b>.671</b>	<b>156</b>	<b>701</b>	<b>857</b>	<b>6.0</b>	<b>317-6</b>	<b>371</b>	<b>257</b>	<b>75</b>	<b>170</b>	<b>1730</b>	<b>12.0</b>

## Single Game Highs


Statistic	Value
Points	30 vs Miami (OH) 02/15/22
Rebounds	13 at Central Mich. 02/16/19, at Western Mich. 01/04/20
Assists	10 vs Central Mich. 02/22/22
Steals	4 10 times
Blocks	3 vs North Carolina 01/10/23
FG Made	11 at Buffalo 01/14/20, vs Toledo 03/12/21
FG Attempts	20 at Buffalo 01/14/20
3FG Made	6 at Akron 03/02/19, vs Kent St. 01/07/22
3FG Attempts	11 at Bowling Green 03/01/22
FT Made	9 vs Miami (OH) 02/15/22, at NIU 03/04/22
FT Attempts	12 vs Central Mich. 03/09/20

## VANDER PLAS 2022-23 GAME-BY-GAME

Opponent	Date	GS	MIN	Total		3-Pointers		Free throws		Rebounds				PF A TO BLK STL				PTS	AVG		
				FG-FGA	PCT	3FG-3FGA	PCT	FT-FTA	PCT	OFF	DEF	TOT	AVG	PF	A	TO	BLK			STL	
N.C. Central	11/07/2022		22:52	2-5	.400	2-4	.500	1-2	.500	0	4	4	4.0	1	2	0	1	1	7	7.0	
Monmouth	11/11/2022		19:11	3-4	.750	2-3	.667	2-3	.667	0	3	3	3.5	1	3	0	1	0	10	8.5	
vs Baylor	11/18/2022		24:06	4-5	.800	2-3	.667	4-6	.667	0	2	2	3.0	1	1	1	0	1	14	10.3	
vs Illinois	11/20/2022		24:10	0-3	.000	0-3	.000	8-9	.889	2	8	10	4.8	2	2	1	0	0	8	9.8	
UMES	11/25/2022		19:07	1-3	.333	0-0	.000	0-1	.000	3	4	7	5.2	3	2	0	0	1	2	8.2	
at Michigan	11/29/2022		24:23	4-5	.800	1-1	1.000	1-2	.500	0	0	0	4.3	1	1	1	0	0	10	8.5	
Florida St.	12/03/2022		26:36	3-11	.273	1-5	.200	0-0	.000	1	3	4	4.3	2	1	0	1	0	7	8.3	
James Madison	12/06/2022		25:55	1-4	.250	0-3	.000	1-2	.500	0	5	5	4.4	2	1	2	0	0	3	7.6	
Houston	12/17/2022		16:59	0-7	.000	0-6	.000	0-0	.000	0	0	0	3.9	0	1	1	0	0	0	6.8	
at Miami (FL)	12/20/2022		27:18	7-13	.538	4-9	.444	2-3	.667	2	2	4	3.9	3	2	1	0	0	20	8.1	
UALbany	12/28/2022	*	15:06	1-4	.250	1-4	.250	0-2	.000	1	1	2	3.7	3	1	0	1	0	3	7.6	
at Georgia Tech	12/31/2022		21:04	1-3	.333	0-1	.000	1-2	.500	1	5	6	3.9	0	0	0	0	2	3	7.3	
at Pittsburgh	01/03/2023		21:57	1-4	.250	0-3	.000	0-0	.000	1	0	1	3.7	2	0	0	0	2	2	6.8	
Syracuse	01/07/2023		24:45	2-7	.286	2-6	.333	0-0	.000	0	4	4	3.7	1	1	2	1	1	6	6.8	
North Carolina	01/10/2023		26:38	6-10	.600	3-7	.429	2-3	.667	1	7	8	4.0	2	1	0	3	2	17	7.5	
at Florida St.	01/14/2023	*	34:10	6-11	.545	3-6	.500	0-0	.000	0	7	7	4.2	2	3	1	0	0	15	7.9	
Virginia Tech	01/18/2023	*	29:33	4-11	.364	2-7	.286	0-0	.000	1	6	7	4.4	1	3	1	0	1	10	8.1	
at Wake Forest	01/21/2023	*	28:56	3-7	.429	2-4	.500	0-0	.000	2	5	7	4.5	3	2	2	0	0	8	8.1	
Boston College	01/28/2023	*	17:37	1-4	.250	0-1	.000	0-0	.000	0	3	3	4.4	1	1	1	0	0	2	7.7	
at Syracuse	01/30/2023	*	32:06	3-7	.429	1-2	.500	0-0	.000	2	5	7	4.6	3	6	0	0	0	7	7.7	
at Virginia Tech	02/04/2023	*	28:38	0-4	.000	0-3	.000	0-0	.000	0	5	5	4.6	1	2	0	0	1	0	7.3	
NC State	02/07/2023	*	19:05	2-3	.667	0-1	.000	0-0	.000	1	2	3	4.5	2	0	0	0	0	4	7.2	
<b>Totals</b>			<b>8</b>	<b>530:12</b>	<b>55-135</b>	<b>.407</b>	<b>26-82</b>	<b>.317</b>	<b>22-35</b>	<b>.629</b>	<b>18</b>	<b>81</b>	<b>99</b>	<b>4.5</b>	<b>37</b>	<b>36</b>	<b>14</b>	<b>8</b>	<b>12</b>	<b>158</b>	<b>7.2</b>

## Player Averages

Games Played	Minutes/game	Points/game	FG Pct	3FG Pct	FT Pct	Rebounds/game	Assists/game	Turnovers/game	Assist/Turnover ratio	Steals/game	Blocks/game
22	24.1	7.2	40.7	31.7	62.9	4.5	1.6	0.6	2.6	0.5	0.4



# 10 TAINÉ MURRAY

Sophomore • Guard • 6-5 • 205  
Auckland, N.Z. • Rosmini College

## 2022-23 HIGHLIGHTS

- Netted seven points in 16 minutes vs. Monmouth (11/11/22)
- Played 12 minutes vs. UMES (11/25/22)
- Played three minutes vs. JMU (12/6/22)
- Scored two points in nine minutes of action at Miami (12/20/22)
- Played four minutes at Georgia Tech (12/31/22)

## MURRAY CAREER STATISTICS

SEASON	TEAM	GP-GS	MIN	AVG	Field Goals		3-Point		F-Throws		Rebounds				Scoring											
					FG	FGA	FG%	3FG	3FGA	3FG%	FT	FTA	FT%	OFF	DEF	TOT	AVG	Pf	Fo	A	TO	BLK	STL	PTS	AVG	
2021-22	UVa	19	0	143	7.5	13	33	.394	8	23	.348	4	8	.500	6	11	17	0.9	14	0	2	4	1	2	38	2.0
2022-23	UVa	8	0	63	7.8	4	14	.286	1	10	.100	3	4	.750	0	9	9	1.1	5	0	3	2	2	0	12	1.5
<b>TOTAL</b>		<b>27</b>	<b>0</b>	<b>206</b>	<b>7.6</b>	<b>17</b>	<b>47</b>	<b>.362</b>	<b>9</b>	<b>33</b>	<b>.273</b>	<b>7</b>	<b>12</b>	<b>.583</b>	<b>6</b>	<b>20</b>	<b>26</b>	<b>1.0</b>	<b>19</b>	<b>0</b>	<b>5</b>	<b>6</b>	<b>3</b>	<b>2</b>	<b>50</b>	<b>1.9</b>

## Single Game Highs

Statistic	Value
Points	14 vs Iowa 11/29/21
Rebounds	4 vs UMES 11/25/22
Assists	1 5 times
Steals	1 vs Radford 11/12/21, at NC State 01/22/22
Blocks	1 vs Pittsburgh 12/03/21, vs Monmouth 11/11/22, vs James Madison 12/06/22
FG Made	5 vs Iowa 11/29/21
FG Attempts	7 vs Iowa 11/29/21
3FG Made	4 vs Iowa 11/29/21
3FG Attempts	6 vs Iowa 11/29/21
FT Made	2 at Clemson 01/04/22, vs UAlbany 12/28/22
FT Attempts	2 5 times

## MURRAY 2022-23 GAME-BY-GAME

Opponent	Date	GS	MIN	Total		3-Pointers		Free throws		Rebounds				Other										
				FG	FGA	PCT	3FG	3FGA	PCT	FT	FTA	PCT	OFF	DEF	TOT	AVG	Pf	A	TO	BLK	STL	PTS	AVG	
N.C. Central	11/07/2022		02:13	0	0	.000	0	0	.000	0	0	1	1	1.0	0	0	0	0	0	0	0	0	0	0.0
Monmouth	11/11/2022		16:04	3	6	.500	1	3	.333	0	0	0	0	0.5	2	1	0	1	0	0	7	3.5		
UMES	11/25/2022		12:04	0	3	.000	0	3	.000	1	2	4	4	1.7	2	1	0	0	0	0	1	2.7		
James Madison	12/06/2022		03:09	0	0	.000	0	0	.000	0	0	0	0	1.3	0	1	0	1	0	0	0	2.0		
at Miami (FL)	12/20/2022		08:54	1	1	1.000	0	0	.000	0	1	1	1	1.2	1	0	1	0	0	0	2	2.0		
UAlbany	12/28/2022		13:15	0	2	.000	0	2	.000	2	2	3	3	1.5	0	0	0	0	0	0	2	2.0		
at Georgia Tech	12/31/2022		04:09	0	1	.000	0	1	.000	0	0	0	0	1.3	0	0	0	0	0	0	0	1.7		
Boston College	01/28/2023		02:54	0	1	.000	0	1	.000	0	0	0	0	1.1	0	0	1	0	0	0	0	1.5		
<b>Totals</b>		<b>0</b>	<b>62:42</b>	<b>4</b>	<b>14</b>	<b>.286</b>	<b>1</b>	<b>10</b>	<b>.100</b>	<b>3</b>	<b>4</b>	<b>9</b>	<b>9</b>	<b>1.1</b>	<b>5</b>	<b>3</b>	<b>2</b>	<b>2</b>	<b>0</b>	<b>12</b>	<b>1.5</b>			

## Player Averages

Games Played	Minutes/game	Points/game	FG Pct	3FG Pct	FT Pct	Rebounds/game	Assists/game	Turnovers/game	Assist/Turnover ratio	Steals/game	Blocks/game
8	7.8	1.5	28.6	10.0	75.0	1.1	0.4	0.3	1.5	0.0	0.3



# 11 ISAAC MCKNEELY

Freshman • Guard • 6-4 • 179  
Poca, W.Va. • Poca

## 2022-23 HIGHLIGHTS

- Scored three points in collegiate debut vs. NCCU (11/7/22)
- Game-high 15 points (4 of 6 3FG) vs. Monmouth (11/11/22)
- Tallied six points and three rebounds vs. UMES (11/25/22)
- Scored four points vs. JMU (12/6/22)
- Netted nine points (2 of 5 3FG) vs. Houston (12/17/22)
- Scored nine points (3 of 5 3FG) along with four rebounds at Georgia Tech (12/31/22)
- Drilled a pair of 3-pointers at Pitt (1/3/23)
- Scored 12 points on four 3-pointers vs. Syracuse (1/7/23)
- Scored 11 points (3-4 3FG) vs. UNC (1/10/23)
- Tallied seven points vs. Virginia Tech (1/18/23)
- Scored 11 points (3-6 3FG) at Wake Forest (1/21/23)
- Recorded 12 points and four rebounds vs. Boston College (1/28/23)
- Scored six points along with four rebounds at Syracuse (1/30/23)
- Scored eight points (2-2 3FG) at Virginia Tech (2/4/23)
- Netted eight points (2-5 3FG) vs. NC State (2/7/23)

## MCKNEELY CAREER STATISTICS

SEASON TEAM	GP-GS	MIN/AVG	Field Goals		3-Point		F-Throws		Rebounds				Scoring						
			FG-FGA	FG%	3FG-3FGA	3FG%	FT-FTA	FT%	OFF	DEF	TOT	AVG	PF-FO	A	TO	BLK	STL	PTS	AVG
2022-23 UVa	22-1	469/21.3	49-117	.419	38-87	.437	11-15	.733	5	45	50	2.3	25-0	19	16	4	9	147	6.7
<b>TOTAL</b>	<b>22-1</b>	<b>469/21.3</b>	<b>49-117</b>	<b>.419</b>	<b>38-87</b>	<b>.437</b>	<b>11-15</b>	<b>.733</b>	<b>5</b>	<b>45</b>	<b>50</b>	<b>2.3</b>	<b>25-0</b>	<b>19</b>	<b>16</b>	<b>4</b>	<b>9</b>	<b>147</b>	<b>6.7</b>

## Single Game Highs


Statistic	Value	
Points	15	vs Monmouth 11/11/22
Rebounds	5	vs Florida St. 12/03/22, at Miami (FL) 12/20/22
Assists	3	at Miami (FL) 12/20/22, at Wake Forest 01/21/23
Steals	1	9 times
Blocks	2	vs NC State 02/07/23
FG Made	5	vs Monmouth 11/11/22, vs Boston College 01/28/23
FG Attempts	9	at Miami (FL) 12/20/22
3FG Made	4	vs Monmouth 11/11/22, vs Syracuse 01/07/23
3FG Attempts	7	at Miami (FL) 12/20/22, vs Syracuse 01/07/23
FT Made	2	at Miami (FL) 12/20/22, vs Virginia Tech 01/18/23, at Wake Forest 01/21/23
FT Attempts	3	vs Monmouth 11/11/22

## MCKNEELY 2022-23 GAME-BY-GAME

Opponent	Date	GS	MIN	Total		3-Pointers		Free throws		Rebounds				PF	A	TO	BLK	STL	PTS	AVG
				FG-FGA	PCT	3FG-3FGA	PCT	FT-FTA	PCT	OFF	DEF	TOT	AVG							
N.C. Central	11/07/2022		22:42	1-4	.250	1-4	.250	0-0	.000	0	1	1	1.0	1	0	1	1	0	3	3.0
Monmouth	11/11/2022		27:36	5-8	.625	4-6	.667	1-3	.333	0	2	2	1.5	0	1	0	0	0	15	9.0
vs Baylor	11/18/2022		11:13	0-1	.000	0-0	.000	0-0	.000	0	0	0	1.0	1	2	0	0	0	0	6.0
vs Illinois	11/20/2022		15:03	1-3	.333	1-2	.500	0-0	.000	0	0	0	0.8	1	0	0	0	0	3	5.3
UMES	11/25/2022		11:59	2-6	.333	2-4	.500	0-0	.000	0	3	3	1.2	2	0	1	0	0	6	5.4
at Michigan	11/29/2022		09:39	0-1	.000	0-1	.000	0-0	.000	0	0	0	1.0	1	0	1	0	0	0	4.5
Florida St.	12/03/2022		18:44	1-5	.200	1-4	.250	1-2	.500	2	3	5	1.6	0	0	2	0	1	4	4.4
James Madison	12/06/2022		25:57	1-6	.167	1-5	.200	1-2	.500	1	1	2	1.6	0	1	1	0	1	4	4.4
Houston	12/17/2022		24:46	3-6	.500	2-5	.400	1-1	1.000	0	2	2	1.7	1	0	0	0	0	9	4.9
at Miami (FL)	12/20/2022		30:43	1-9	.111	1-7	.143	2-2	1.000	0	5	5	2.0	1	3	2	0	1	5	4.9
UAlbany	12/28/2022	*	27:56	2-7	.286	0-3	.000	1-1	1.000	0	3	3	2.1	2	2	1	0	1	5	4.9
at Georgia Tech	12/31/2022		24:28	3-5	.600	3-5	.600	0-0	.000	1	3	4	2.3	2	2	3	0	0	9	5.3
at Pittsburgh	01/03/2023		22:52	2-5	.400	2-5	.400	0-0	.000	0	0	0	2.1	2	0	0	0	1	6	5.3
Syracuse	01/07/2023		22:24	4-7	.571	4-7	.571	0-0	.000	0	3	3	2.1	2	0	1	0	1	12	5.8
North Carolina	01/10/2023		21:00	4-5	.800	3-4	.750	0-0	.000	0	1	1	2.1	1	1	0	0	0	11	6.1
at Florida St.	01/14/2023		19:29	1-5	.200	1-2	.500	0-0	.000	0	0	0	1.9	0	1	0	0	1	3	5.9
Virginia Tech	01/18/2023		16:47	2-3	.667	1-2	.500	2-2	1.000	0	1	1	1.9	2	1	0	0	0	7	6.0
at Wake Forest	01/21/2023		23:01	3-8	.375	3-6	.500	2-2	1.000	0	2	2	1.9	3	3	0	1	1	11	6.3
Boston College	01/28/2023		24:29	5-8	.625	2-4	.500	0-0	.000	0	4	4	2.0	1	0	0	0	0	12	6.6
at Syracuse	01/30/2023		17:52	2-4	.500	2-4	.500	0-0	.000	0	4	4	2.1	0	0	2	0	0	6	6.6
at Virginia Tech	02/04/2023		22:22	3-4	.750	2-2	1.000	0-0	.000	0	4	4	2.2	1	0	1	0	0	8	6.6
NC State	02/07/2023		28:11	3-7	.429	2-5	.400	0-0	.000	1	3	4	2.3	1	2	0	2	1	8	6.7
<b>Totals</b>		<b>1</b>	<b>469:13</b>	<b>49-117</b>	<b>.419</b>	<b>38-87</b>	<b>.437</b>	<b>11-15</b>	<b>.733</b>	<b>5</b>	<b>45</b>	<b>50</b>	<b>2.3</b>	<b>25</b>	<b>19</b>	<b>16</b>	<b>4</b>	<b>9</b>	<b>147</b>	<b>6.7</b>

## Player Averages

Games Played	Minutes/game	Points/game	FG Pct	3FG Pct	FT Pct	Rebounds/game	Assists/game	Turnovers/game	Assist/Turnover ratio	Steals/game	Blocks/game
22	21.3	6.7	41.9	43.7	73.3	2.3	0.9	0.7	1.2	0.4	0.2



# 12 CHASE COLEMAN

Senior • Guard • 5-10 • 165  
Norfolk, Va. • Maury

## 2022-23 HIGHLIGHTS

- Dished two assists in nine minutes vs. Monmouth (11/11/22)
- Scored three points in five minutes of action vs. UMES (11/25/22)
- Played five minutes vs. UAlbany (12/28/22)
- Made 1 of 2 free throws in three minutes at Georgia Tech (12/31/22)
- Saw action vs. Boston College (1/28/23)

## COLEMAN CAREER STATISTICS

SEASON	TEAM	GP	GS	MIN	Field Goals		3-Point		F-Throws		Rebounds				Scoring							
					FG-FGA	FG%	3FG-3FGA	3FG%	FT-FTA	FT%	OFF	DEF	TOT	AVG	PF	FO	A	TO	BLK	STL	PTS	AVG
2019-20	UVa	17	0	87	5-18	.278	2-8	.250	0-0	.000	0	8	8	0.5	9	4	7	0	5	12	0.7	
2020-21	UVa	5	0	7	1-1	1.000	0-0	.000	0-0	.000	0	1	1	0.2	1	0	0	0	0	2	0.4	
2021-22	UVa	4	0	7	1-2	.500	0-1	.000	0-0	.000	0	0	0	0.0	0	0	2	0	1	2	0.5	
2022-23	UVa	5	0	24	1-6	.167	1-4	.250	1-3	.333	0	0	0	0.0	3	0	4	2	0	4	0.8	
<b>TOTAL</b>		<b>31</b>	<b>0</b>	<b>125</b>	<b>8-27</b>	<b>.296</b>	<b>3-13</b>	<b>.231</b>	<b>1-3</b>	<b>.333</b>	<b>0</b>	<b>9</b>	<b>9</b>	<b>0.3</b>	<b>13</b>	<b>0</b>	<b>8</b>	<b>11</b>	<b>0</b>	<b>6</b>	<b>20</b>	<b>0.6</b>

## Single Game Highs

Statistic	Value
Points	3 vs Virginia Tech 01/04/20, vs Arizona St. 11/24/19, vs UMES 11/25/22
Rebounds	2 vs Massachusetts 11/23/19
Assists	2 vs Monmouth 11/11/22
Steals	1 6 times
FG Made	1 8 times
FG Attempts	3 vs James Madison 11/10/19, vs Arizona St. 11/24/19
3FG Made	1 vs Virginia Tech 01/04/20, vs Arizona St. 11/24/19, vs UMES 11/25/22
3FG Attempts	2 at Boston College 01/07/20, vs Arizona St. 11/24/19
FT Made	1 at Georgia Tech 12/31/22
FT Attempts	2 at Georgia Tech 12/31/22

## COLEMAN 2022-23 GAME-BY-GAME

Opponent	Date	GS	MIN	Total		3-Pointers		Free throws		Rebounds				Other							
				FG-FGA	PCT	3FG-3FGA	PCT	FT-FTA	PCT	OFF	DEF	TOT	AVG	PF	A	TO	BLK	STL	PTS	AVG	
Monmouth	11/11/2022		08:30	0-1	.000	0-1	.000	0-1	.000	0	0	0	0.0	1	2	1	0	0	0	0	0.0
UMES	11/25/2022		04:42	1-2	.500	1-1	1.000	0-0	.000	0	0	0	0.0	0	1	1	0	0	3	1.5	
UAlbany	12/28/2022		05:10	0-2	.000	0-1	.000	0-0	.000	0	0	0	0.0	0	1	0	0	0	0	1.0	
at Georgia Tech	12/31/2022		02:34	0-0	.000	0-0	.000	1-2	.500	0	0	0	0.0	1	0	0	0	0	1	1.0	
Boston College	01/28/2023		02:54	0-1	.000	0-1	.000	0-0	.000	0	0	0	0.0	1	0	0	0	0	0	0.8	
<b>Totals</b>		<b>0</b>	<b>23:50</b>	<b>1-6</b>	<b>.167</b>	<b>1-4</b>	<b>.250</b>	<b>1-3</b>	<b>.333</b>	<b>0</b>	<b>0</b>	<b>0</b>	<b>0.0</b>	<b>3</b>	<b>4</b>	<b>2</b>	<b>0</b>	<b>0</b>	<b>4</b>	<b>0.8</b>	

## Player Averages

Games Played	Minutes/game	Points/game	FG Pct	3FG Pct	FT Pct	Rebounds/game	Assists/game	Turnovers/game	Assist/Turnover ratio	Steals/game	Blocks/game
5	4.8	0.8	16.7	25.0	33.3	0.0	0.8	0.4	2.0	0.0	0.0



# 13 RYAN DUNN

Freshman • Guard • 6-8 • 208  
Freeport, N.Y. • Perkiomen School

## 2022-23 HIGHLIGHTS

- Tallied 13 points, six rebounds, three blocks and two steals in collegiate debut vs. Monmouth (11/11/22)
- Played 12 minutes vs. UMEs (11/25/22)
- Scored four points (4 of 4 FT) and had five rebounds in 15 minutes vs. FSU (12/3/22)
- Recorded four points, five rebounds and three blocks in 18 minutes vs. JMU (12/6/22)
- Registered two points, three rebounds and one block at Georgia Tech (12/31/22)
- Tallied nine points, four rebounds and three blocks at Florida State (1/14/23)
- Recorded three points, three rebounds and three blocks vs. Virginia Tech (1/18/23)
- Tallied career highs in rebounds (8) and minutes (30) at Wake Forest (1/21/23)
- Chipped in six points, four rebounds, two steals and one block vs. Boston College (1/28/23)
- Blocked two shots at Virginia Tech (2/4/23)

## DUNN CAREER STATISTICS

		Field Goals		3-Point		F-Throws		Rebounds				Scoring									
SEASON	TEAM	GP-GS	MIN/AVG	FG-FGA	FG%	3FG-3FGA	3FG%	FT-FTA	FT%	OFF	DEF	TOT	AVG	PF	FO	A	TO	BLK	STL	PTS	AVG
2022-23	UVa	20-0	250/12.5	22-43	.512	4-13	.308	7-10	.700	12	42	54	2.7	24-0	6	11	21	7	55	2.8	
<b>TOTAL</b>		<b>20-0</b>	<b>250/12.5</b>	<b>22-43</b>	<b>.512</b>	<b>4-13</b>	<b>.308</b>	<b>7-10</b>	<b>.700</b>	<b>12</b>	<b>42</b>	<b>54</b>	<b>2.7</b>	<b>24-0</b>	<b>6</b>	<b>11</b>	<b>21</b>	<b>7</b>	<b>55</b>	<b>2.8</b>	

### Single Game Highs

Statistic	Value	
Points	13	vs Monmouth 11/11/22
Rebounds	8	at Wake Forest 01/21/23
Assists	2	vs Monmouth 11/11/22
Steals	2	vs Monmouth 11/11/22, vs Virginia Tech 01/18/23, vs Boston College 01/28/23
Blocks	3	4 times
FG Made	5	vs Monmouth 11/11/22
FG Attempts	7	at Florida St. 01/14/23
3FG Made	1	4 times
3FG Attempts	3	vs Virginia Tech 01/18/23
FT Made	4	vs Florida St. 12/03/22
FT Attempts	4	vs Monmouth 11/11/22, vs Florida St. 12/03/22

## DUNN 2022-23 GAME-BY-GAME

Opponent	Date	GS	MIN	Total		3-Pointers		Free throws		Rebounds				PF						
				FG-FGA	PCT	3FG-3FGA	PCT	FT-FTA	PCT	OFF	DEF	TOT	AVG	PF	A	TO	BLK	STL	PTS	AVG
Monmouth	11/11/2022		26:42	5-6	.833	1-1	1.000	2-4	.500	1	5	6	6.0	3	2	0	3	2	13	13.0
vs Baylor	11/18/2022		06:34	1-2	.500	1-1	1.000	0-1	.000	0	0	0	3.0	1	0	0	0	0	3	8.0
vs Illinois	11/20/2022		03:22	0-0	.000	0-0	.000	0-0	.000	0	1	1	2.3	0	0	0	0	0	0	5.3
UMES	11/25/2022		11:43	0-2	.000	0-1	.000	0-0	.000	0	0	0	1.8	0	0	1	1	0	0	4.0
at Michigan	11/29/2022		04:34	0-0	.000	0-0	.000	0-0	.000	0	1	1	1.6	0	0	0	0	0	0	3.2
Florida St.	12/03/2022		15:05	0-0	.000	0-0	.000	4-4	1.000	0	5	5	2.2	3	0	0	1	0	4	3.3
James Madison	12/06/2022		18:40	2-5	.400	0-2	.000	0-0	.000	0	5	5	2.6	3	0	0	3	0	4	3.4
Houston	12/17/2022		03:08	0-0	.000	0-0	.000	0-0	.000	0	1	1	2.4	0	0	0	0	0	0	3.0
at Miami (FL)	12/20/2022		16:28	0-2	.000	0-0	.000	0-0	.000	1	1	2	2.3	1	0	0	1	0	0	2.7
UAlbany	12/28/2022		18:02	1-2	.500	0-1	.000	0-0	.000	0	3	3	2.4	1	0	2	1	0	2	2.6
at Georgia Tech	12/31/2022		11:44	1-1	1.000	0-0	.000	0-0	.000	1	2	3	2.5	0	1	1	1	0	2	2.5
at Pittsburgh	01/03/2023		04:55	0-1	.000	0-0	.000	0-0	.000	1	1	2	2.4	2	0	1	0	0	0	2.3
North Carolina	01/10/2023		01:27	0-0	.000	0-0	.000	0-0	.000	0	2	2	2.4	0	0	0	0	0	0	2.2
at Florida St.	01/14/2023		16:57	4-7	.571	1-2	.500	0-0	.000	3	1	4	2.5	2	0	0	3	0	9	2.6
Virginia Tech	01/18/2023		24:24	1-4	.250	0-3	.000	1-1	1.000	1	2	3	2.5	1	1	1	3	2	3	2.7
at Wake Forest	01/21/2023		30:11	2-3	.667	1-2	.500	0-0	.000	2	6	8	2.9	4	1	2	1	0	5	2.8
Boston College	01/28/2023		15:45	3-3	1.000	0-0	.000	0-0	.000	1	3	4	2.9	1	1	1	1	2	6	3.0
at Syracuse	01/30/2023		08:28	1-4	.250	0-0	.000	0-0	.000	1	1	2	2.9	2	0	1	0	0	2	2.9
at Virginia Tech	02/04/2023		10:05	1-1	1.000	0-0	.000	0-0	.000	0	2	2	2.8	0	0	0	2	1	2	2.9
NC State	02/07/2023		02:12	0-0	.000	0-0	.000	0-0	.000	0	0	0	2.7	0	0	1	0	0	0	2.8
<b>Totals</b>			<b>0 250:26</b>	<b>22-43</b>	<b>.512</b>	<b>4-13</b>	<b>.308</b>	<b>7-10</b>	<b>.700</b>	<b>12</b>	<b>42</b>	<b>54</b>	<b>2.7</b>	<b>24</b>	<b>6</b>	<b>11</b>	<b>21</b>	<b>7</b>	<b>55</b>	<b>2.8</b>

## Player Averages

Games Played	Minutes/game	Points/game	FG Pct	3FG Pct	FT Pct	Rebounds/game	Assists/game	Turnovers/game	Assist/Turnover ratio	Steals/game	Blocks/game
20	12.5	2.8	51.2	30.8	70.0	2.7	0.3	0.6	0.5	0.4	1.1



# 21 KADIN SHEDRICK

RS Junior • Forward • 6-11 • 231  
Holly Springs, N.C. • Holly Springs

## 2022-23 HIGHLIGHTS

- Tallied 10 points, seven rebounds, two steals and two blocks vs. NCCU (11/7/22)
- Scored nine points along with a game-high seven rebounds vs. Monmouth (11/11/22)
- Registered 17 points and two blocks vs. Baylor (11/18/22)
- Recorded 13 points (4-4 FG, 5-5 FT), three steals and two blocks vs. UMES (11/25/22)
- Tallied 12 points (5-6 FG) and two steals at Michigan (11/29/22)
- Blocked four shots vs. FSU (12/3/22) and JMU (12/6/22)
- Scored team-high 16 points vs. Houston (12/17/22)
- Netted eight points and six rebounds vs. UAlbany (12/28/22)
- Had 11 points, four rebounds and two blocks at Georgia Tech (12/31/22)
- Reached double figures with 10 points at Pitt (1/3/23)
- Posted 10 points, seven rebounds, four blocks and three steals vs. Syracuse (1/7/23)
- Recorded 10 points and six rebounds vs. NC State (2/7/23)

## SHEDRICK CAREER STATISTICS

SEASON	TEAM	GP-GS	MIN/AVG	Field Goals			3-Point		F-Throws		Rebounds				Scoring					
				FG-FGA	FG%	3FG-3FGA	3FG%	FT-FTA	FT%	OFF	DEF	TOT	AVG	PF-FO	A	TO	BLK	STL	PTS	AVG
2020-21	UVa	11-0	87/7.9	11-21	.524	0-1	.000	6-9	.667	12	12	24	2.2	14-0	3	6	4	2	28	2.5
2021-22	UVa	35-19	727/20.8	91-142	.641	0-1	.000	61-86	.709	55	123	178	5.1	97-2	8	31	67	20	243	6.9
2022-23	UVa	21-14	399/19.0	53-77	.688	1-4	.250	42-52	.808	23	53	76	3.6	53-2	13	15	29	22	149	7.1
<b>TOTAL</b>	<b>67-33</b>	<b>1213/18.1</b>	<b>155-240</b>	<b>.646</b>	<b>1-6</b>	<b>.167</b>	<b>109-147</b>	<b>.741</b>	<b>90</b>	<b>188</b>	<b>278</b>	<b>4.1</b>	<b>164-4</b>	<b>24</b>	<b>52</b>	<b>100</b>	<b>44</b>	<b>420</b>	<b>6.3</b>	

## Single Game Highs

Statistic	Value	
Points	20	at Louisville 03/05/22
Rebounds	13	at Miami (FL) 02/19/22
Assists	2	4 times
Steals	3	4 times
Blocks	6	vs Clemson 12/22/21
FG Made	8	at Duke 02/07/22, at Louisville 03/05/22
FG Attempts	9	at Louisville 03/05/22
3FG Made	1	at Michigan 11/29/22
3FG Attempts	1	6 times
FT Made	10	vs Radford 11/12/21
FT Attempts	10	vs Radford 11/12/21

## SHEDRICK 2022-23 GAME-BY-GAME

Opponent	Date	GS	MIN	Total		3-Pointers		Free throws		Rebounds				PF	A	TO	BLK	STL	PTS	AVG
				FG-FGA	PCT	3FG-3FGA	PCT	FT-FTA	PCT	OFF	DEF	TOT	AVG							
N.C. Central	11/07/2022	*	27:15	3-6	.500	0-1	.000	4-4	1.000	2	5	7	7.0	3	2	0	2	2	10	10.0
Monmouth	11/11/2022	*	20:54	2-4	.500	0-0	.000	5-6	.833	2	5	7	7.0	2	0	1	1	3	9	9.5
vs Baylor	11/18/2022	*	32:16	6-6	1.000	0-0	.000	5-7	.714	0	3	3	5.7	5	1	2	2	2	17	12.0
vs Illinois	11/20/2022	*	19:21	2-3	.667	0-0	.000	3-4	.750	1	5	6	5.8	2	1	2	1	0	7	10.8
UMES	11/25/2022	*	17:01	4-4	1.000	0-0	.000	5-5	1.000	3	0	3	5.2	0	1	1	2	3	13	11.2
at Michigan	11/29/2022	*	22:14	5-6	.833	1-1	1.000	1-3	.333	0	1	1	4.5	5	0	0	0	2	12	11.3
Florida St.	12/03/2022	*	23:50	1-3	.333	0-0	.000	1-2	.500	2	4	6	4.7	4	0	0	4	0	3	10.1
James Madison	12/06/2022	*	24:59	1-3	.333	0-1	.000	0-0	.000	0	5	5	4.8	2	1	1	4	1	2	9.1
Houston	12/17/2022	*	28:49	7-8	.875	0-0	.000	2-2	1.000	2	1	3	4.6	3	1	1	1	0	16	9.9
at Miami (FL)	12/20/2022	*	10:43	1-2	.500	0-0	.000	0-0	.000	0	1	1	4.2	2	0	1	1	0	2	9.1
UAlbany	12/28/2022		22:00	3-6	.500	0-0	.000	2-2	1.000	1	5	6	4.4	1	1	0	1	1	8	9.0
at Georgia Tech	12/31/2022	*	16:53	3-4	.750	0-0	.000	5-5	1.000	2	2	4	4.3	4	1	1	2	1	11	9.2
at Pittsburgh	01/03/2023	*	26:36	4-5	.800	0-0	.000	2-2	1.000	2	2	4	4.3	3	2	3	1	0	10	9.2
Syracuse	01/07/2023	*	23:29	4-6	.667	0-0	.000	3-4	.750	3	4	7	4.5	4	0	1	4	3	11	9.4
North Carolina	01/10/2023	*	17:51	1-2	.500	0-0	.000	0-0	.000	2	0	2	4.3	2	0	1	1	0	2	8.9
at Florida St.	01/14/2023		05:10	0-0	.000	0-0	.000	0-0	.000	0	1	1	4.1	1	0	0	0	1	0	8.3
Virginia Tech	01/18/2023		04:20	0-0	.000	0-0	.000	0-0	.000	0	1	1	3.9	0	0	0	0	1	0	7.8
at Wake Forest	01/21/2023		02:56	0-0	.000	0-0	.000	0-0	.000	0	0	0	3.7	0	1	0	0	0	0	7.4
Boston College	01/28/2023		14:42	1-2	.500	0-1	.000	0-0	.000	1	1	2	3.6	4	1	0	1	1	2	7.1
at Syracuse	01/30/2023		10:58	2-2	1.000	0-0	.000	0-0	.000	0	1	1	3.5	3	0	0	0	1	4	7.0
NC State	02/07/2023		26:30	3-5	.600	0-0	.000	4-6	.667	0	6	6	3.6	3	0	0	1	0	10	7.1
<b>Totals</b>		<b>14</b>	<b>398:47</b>	<b>53-77</b>	<b>.688</b>	<b>1-4</b>	<b>.250</b>	<b>42-52</b>	<b>.808</b>	<b>23</b>	<b>53</b>	<b>76</b>	<b>3.6</b>	<b>53</b>	<b>13</b>	<b>15</b>	<b>29</b>	<b>22</b>	<b>149</b>	<b>7.1</b>

## Player Averages

Games Played	Minutes/game	Points/game	FG Pct	3FG Pct	FT Pct	Rebounds/game	Assists/game	Turnovers/game	Assist/Turnover ratio	Steals/game	Blocks/game
21	19.0	7.1	68.8	25.0	80.8	3.6	0.6	0.7	0.9	1.0	1.4



# 22 FRANCISCO CAFFARO

RS Senior • Center • 7-1 • 254  
 Santa Fe, Argentina • NBA Global Academy

## 2022-23 HIGHLIGHTS

- Tallied 10 points and four rebounds vs. NCCU (11/7/22)
- Missed Monmouth game due to participation with Argentina National Team at World Cup qualifier in the Dominican Republic on Nov. 10
- Scored nine points along with six rebounds for Argentina in a World Cup qualifier vs. the Dominican Republic on Nov. 10
- Recorded four points and two rebounds at Miami (12/20/22)
- Missed the Pitt game (1/3/23) with a foot injury

## CAFFARO CAREER STATISTICS

SEASON	TEAM	GP-GS	MIN	AVG	Field Goals		3-Point		F-Throws		Rebounds				Scoring						
					FG-FGA	FG%	3FG-3FGA	3FG%	FT-FTA	FT%	OFF	DEF	TOT	AVG	PF-FO	A	TO	BLK	STL	PTS	AVG
2019-20	UVa	20-2	150	7.5	9-17	.529	0-0	.000	10-15	.667	10	14	24	1.2	24-0	0	9	5	2	28	1.4
2020-21	UVa	17-0	117	6.9	6-12	.500	0-0	.000	8-10	.800	9	12	21	1.2	16-0	2	7	1	0	20	1.2
2021-22	UVa	35-16	620	17.7	55-105	.524	0-0	.000	41-68	.603	55	107	162	4.6	79-3	8	32	11	7	151	4.3
2022-23	UVa	14-0	100	7.2	9-13	.692	0-0	.000	6-12	.500	10	14	24	1.7	18-0	1	6	1	0	24	1.7
<b>TOTAL</b>		<b>86-18</b>	<b>987</b>	<b>11.5</b>	<b>79-147</b>	<b>.537</b>	<b>0-0</b>	<b>.000</b>	<b>65-105</b>	<b>.619</b>	<b>84</b>	<b>147</b>	<b>231</b>	<b>2.7</b>	<b>137-3</b>	<b>11</b>	<b>54</b>	<b>18</b>	<b>9</b>	<b>223</b>	<b>2.6</b>

## Single Game Highs

Statistic	Value	
Points	16	vs Virginia Tech 01/12/22
Rebounds	12	at Notre Dame 01/29/22
Assists	1	11 times
Steals	2	at Notre Dame 01/29/22
Blocks	2	vs Fairleigh Dickinson 12/18/21, vs Florida St. 02/26/22
FG Made	5	vs Virginia Tech 01/12/22, at Notre Dame 01/29/22
FG Attempts	9	vs Wake Forest 01/15/22, at Notre Dame 01/29/22
FT Made	6	vs Virginia Tech 01/12/22
FT Attempts	10	vs Virginia Tech 01/12/22

## CAFFARO 2022-23 GAME-BY-GAME

Opponent	Date	GS	MIN	Total		3-Pointers		Free throws		Rebounds				PF	A	TO	BLK	STL	PTS	AVG	
				FG-FGA	PCT	3FG-3FGA	PCT	FT-FTA	PCT	OFF	DEF	TOT	AVG								
N.C. Central	11/07/2022		10:12	3-3	1.000	0-0	.000	4-5	.800	1	3	4	4.0	2	1	0	0	0	10	10.0	
vs Baylor	11/18/2022		06:18	1-1	1.000	0-0	.000	0-0	.000	2	0	2	3.0	2	0	0	0	0	2	6.0	
vs Illinois	11/20/2022		09:43	1-1	1.000	0-0	.000	0-0	.000	1	1	2	2.7	2	0	1	1	0	2	4.7	
UMES	11/25/2022		11:53	1-1	1.000	0-0	.000	0-0	.000	1	1	2	2.5	1	0	1	0	0	2	4.0	
at Michigan	11/29/2022		03:57	0-1	.000	0-0	.000	0-0	.000	0	0	0	2.0	3	0	1	0	0	0	3.2	
Florida St.	12/03/2022		03:48	0-0	.000	0-0	.000	0-0	.000	1	1	2	2.0	0	0	0	0	0	0	2.7	
at Miami (FL)	12/20/2022		07:53	1-1	1.000	0-0	.000	2-2	1.000	1	1	2	2.0	2	0	1	0	0	4	2.9	
UAlbany	12/28/2022		13:27	1-1	1.000	0-0	.000	0-5	.000	0	2	2	2.0	1	0	1	0	0	2	2.8	
at Georgia Tech	12/31/2022		05:46	0-1	.000	0-0	.000	0-0	.000	0	0	0	1.8	1	0	0	0	0	0	2.4	
Syracuse	01/07/2023		04:52	0-1	.000	0-0	.000	0-0	.000	0	2	2	1.8	1	0	1	0	0	0	2.2	
North Carolina	01/10/2023		05:18	0-0	.000	0-0	.000	0-0	.000	1	2	3	1.9	2	0	0	0	0	0	2.0	
at Wake Forest	01/21/2023		04:27	1-1	1.000	0-0	.000	0-0	.000	1	0	1	1.8	0	0	0	0	0	2	2.0	
Boston College	01/28/2023		07:19	0-0	.000	0-0	.000	0-0	.000	0	1	1	1.8	0	0	0	0	0	0	1.8	
at Virginia Tech	02/04/2023		05:19	0-1	.000	0-0	.000	0-0	.000	1	0	1	1.7	1	0	0	0	0	0	1.7	
<b>Totals</b>			<b>0</b>	<b>100:12</b>	<b>9-13</b>	<b>.692</b>	<b>0-0</b>	<b>.000</b>	<b>6-12</b>	<b>.500</b>	<b>10</b>	<b>14</b>	<b>24</b>	<b>1.7</b>	<b>18</b>	<b>1</b>	<b>6</b>	<b>1</b>	<b>0</b>	<b>24</b>	<b>1.7</b>

## Player Averages

Games Played	Minutes/game	Points/game	FG Pct	3FG Pct	FT Pct	Rebounds/game	Assists/game	Turnovers/game	Assist/Turnover ratio	Steals/game	Blocks/game
14	7.2	1.7	69.2	0.0	50.0	1.7	0.1	0.4	0.2	0.0	0.1



# 24 TRISTAN HOW

Junior • Forward • 6-7 • 202  
Virginia Beach, Va. • Norfolk Collegiate

## 2022-23 HIGHLIGHTS

- Scored three points along with three rebounds in collegiate debut vs. Monmouth (11/11/22)
- Totaled three rebounds in three minutes at Georgia Tech (12/31/22)
- Saw action vs. Boston College (1/28/23)

## HOW CAREER STATISTICS

SEASON	TEAM	GP-GS	MIN/AVG	Field Goals		3-Point		F-Throws		Rebounds				Scoring							
				FG-FGA	FG%	3FG-3FGA	3FG%	FT-FTA	FT%	OFF	DEF	TOT	AVG	PF	FO	A	TO	BLK	STL	PTS	AVG
2022-23	UVa	3-0	9/3.1	1-4	.250	0-0	.000	1-4	.250	3	4	7	2.3	2-0	0	0	0	0	0	3	1.0
<b>TOTAL</b>		<b>3-0</b>	<b>9/3.1</b>	<b>1-4</b>	<b>.250</b>	<b>0-0</b>	<b>.000</b>	<b>1-4</b>	<b>.250</b>	<b>3</b>	<b>4</b>	<b>7</b>	<b>2.3</b>	<b>2-0</b>	<b>0</b>	<b>0</b>	<b>0</b>	<b>0</b>	<b>0</b>	<b>3</b>	<b>1.0</b>

## Single Game Highs

Statistic	Value
Points	3 vs Monmouth 11/11/22
Rebounds	3 vs Monmouth 11/11/22, at Georgia Tech 12/31/22
FG Made	1 vs Monmouth 11/11/22
FG Attempts	3 at Georgia Tech 12/31/22
FT Made	1 vs Monmouth 11/11/22
FT Attempts	2 vs Monmouth 11/11/22, at Georgia Tech 12/31/22

## HOW 2022-23 GAME-BY-GAME

Opponent	Date	GS	MIN	Total		3-Pointers		Free throws		Rebounds				PF	A	TO	BLK	STL	PTS	AVG
				FG-FGA	PCT	3FG-3FGA	PCT	FT-FTA	PCT	OFF	DEF	TOT	AVG							
Monmouth	11/11/2022		05:02	1-1	1.000	0-0	.000	1-2	.500	1	2	3	3.0	1	0	0	0	0	3	3.0
at Georgia Tech	12/31/2022		02:34	0-3	.000	0-0	.000	0-2	.000	2	1	3	3.0	1	0	0	0	0	0	1.5
Boston College	01/28/2023		01:39	0-0	.000	0-0	.000	0-0	.000	0	1	1	2.3	0	0	0	0	0	0	1.0
<b>Totals</b>		<b>0</b>	<b>09:15</b>	<b>1-4</b>	<b>.250</b>	<b>0-0</b>	<b>.000</b>	<b>1-4</b>	<b>.250</b>	<b>3</b>	<b>4</b>	<b>7</b>	<b>2.3</b>	<b>2</b>	<b>0</b>	<b>0</b>	<b>0</b>	<b>0</b>	<b>3</b>	<b>1.0</b>

## Player Averages

Games Played	Minutes/game	Points/game	FG Pct	3FG Pct	FT Pct	Rebounds/game	Assists/game	Turnovers/game	Assist/Turnover ratio	Steals/game	Blocks/game
3	3.1	1.0	25.0	0.0	25.0	2.3	0.0	0.0	0.0	0.0	0.0





**2022-23 Virginia Men's Basketball  
Combined Team Statistics  
All games**

**Game Records**

Record	Overall	Home	Away	Neutral
ALL GAMES	18-4	11-1	5-3	2-0
CONFERENCE	10-3	6-0	4-3	0-0
NON-CONFERENCE	8-1	5-1	1-0	2-0

**Score by Periods**

Team	1st	2nd	OT	TOT
Virginia	727	813	0	1540
Opponents	619	709	0	1328

**Team Box Score**

No.	Player				Total		3-Point		F-Throw		Rebounds							PTS	AVG			
		GP-GS	MIN	AVG	FG-FGA	FG%	3FG-3FGA	3FG%	FT-FTA	FT%	OFF	DEF	TOT	AVG	PF	DQ	A			TO	BLK	STL
4	FRANKLIN, Armaan	22-22	643:10	29.2	90-221	.407	47-119	.395	42-58	.724	12	82	94	4.3	33	0	28	19	10	21	269	12.2
1	GARDNER, Jayden	22-22	537:07	24.4	100-193	.518	0-1	.000	54-83	.651	44	69	113	5.1	36	0	12	22	9	21	254	11.5
0	CLARK, Kihei	22-22	730:02	33.2	77-183	.421	28-71	.394	68-88	.773	11	50	61	2.8	34	0	131	47	3	27	250	11.4
2	BEEKMAN, Reece	21-21	645:03	30.7	71-159	.447	22-51	.431	51-62	.823	12	54	66	3.1	41	0	106	35	10	28	215	10.2
5	VANDER PLAS, Ben	22-8	530:12	24.1	55-135	.407	26-82	.317	22-35	.629	18	81	99	4.5	37	0	36	14	8	12	158	7.2
21	SHEDRICK, Kadin	21-14	398:47	19.0	53-77	.688	1-4	.250	42-52	.808	23	53	76	3.6	53	2	13	15	29	22	149	7.1
11	MCKNEELY, Isaac	22-1	469:13	21.3	49-117	.419	38-87	.437	11-15	.733	5	45	50	2.3	25	0	19	16	4	9	147	6.7
13	DUNN, Ryan	20-0	250:26	12.5	22-43	.512	4-13	.308	7-10	.700	12	42	54	2.7	24	0	6	11	21	7	55	2.8
22	CAFFARO, Francisco	14-0	100:12	7.2	9-13	.692	0-0	.000	6-12	.500	10	14	24	1.7	18	0	1	6	1	0	24	1.7
10	MURRAY, Taine	8-0	62:42	7.8	4-14	.286	1-10	.100	3-4	.750	0	9	9	1.1	5	0	3	2	2	0	12	1.5
24	HOW, Tristan	3-0	09:15	3.1	1-4	.250	0-0	.000	1-4	.250	3	4	7	2.3	2	0	0	0	0	0	3	1.0
12	COLEMAN, Chase	5-0	23:50	4.8	1-6	.167	1-4	.250	1-3	.333	0	0	0	0.0	3	0	4	2	0	0	4	0.8
Team											32	29	61					12				
<b>Total</b>		<b>22</b>	<b>4400</b>		<b>532-1165</b>	<b>.457</b>	<b>168-442</b>	<b>.380</b>	<b>308-426</b>	<b>.723</b>	<b>182</b>	<b>532</b>	<b>714</b>	<b>32.5</b>	<b>311</b>	<b>2</b>	<b>359</b>	<b>201</b>	<b>97</b>	<b>147</b>	<b>1540</b>	<b>70.0</b>
<b>Opponents</b>		<b>22</b>	<b>4400</b>		<b>479-1162</b>	<b>.412</b>	<b>154-453</b>	<b>.340</b>	<b>216-291</b>	<b>.742</b>	<b>185</b>	<b>507</b>	<b>692</b>	<b>31.5</b>	<b>368</b>	<b>10</b>	<b>260</b>	<b>272</b>	<b>86</b>	<b>109</b>	<b>1328</b>	<b>60.4</b>

**Team Statistics**

	UVA	OPP
<b>Scoring</b>	<b>1540</b>	<b>1328</b>
Points per game	70.0	60.4
Scoring margin	+9.6	-
<b>Field goals-att</b>	<b>532-1165</b>	<b>479-1162</b>
Field goal pct	.457	.412
<b>3 point fg-att</b>	<b>168-442</b>	<b>154-453</b>
3-point FG pct	.380	.340
3-pt FG made per game	7.6	7.0
<b>Free throws-att</b>	<b>308-426</b>	<b>216-291</b>
Free throw pct	.723	.742
F-Throws made per game	14.0	9.8
<b>Rebounds</b>	<b>714</b>	<b>692</b>
Rebounds per game	32.5	31.5
Rebounding margin	+1.0	-
<b>Assists</b>	<b>359</b>	<b>260</b>
Assists per game	16.3	11.8
<b>Turnovers</b>	<b>201</b>	<b>272</b>
Turnovers per game	9.1	12.4
Turnover margin	+3.2	-
Assist/turnover ratio	1.8	1.0
<b>Steals</b>	<b>147</b>	<b>109</b>
Steals per game	6.7	5.0
<b>Blocks</b>	<b>97</b>	<b>86</b>
Blocks per game	4.4	3.9
<b>Winning streak</b>	<b>1</b>	<b>-</b>
Home win streak	6	-
<b>Attendance</b>	<b>170152</b>	<b>80975</b>
Home games-Avg/Game	12-14179	8-10122
Neutral site-Avg/Game	-	2-8193

**Team Results**

Date	Opponent		Score	Att.
11/07/2022	N.C. Central	W	73-61	13238
11/11/2022	Monmouth	W	89-42	13487
11/18/2022	vs Baylor	W	86-79	8707
11/20/2022	vs Illinois	W	70-61	7678
11/25/2022	UMES	W	72-45	13882
11/29/2022	at Michigan	W	70-68	12200
12/03/2022	Florida St.	W	62-57	14280
12/06/2022	James Madison	W	55-50	14193
12/17/2022	Houston	L	61-69	14629
12/20/2022	at Miami (FL)	L	64-66	7257
12/28/2022	UAlbany	W	66-46	14269
12/31/2022	at Georgia Tech	W	74-56	5371
01/03/2023	at Pittsburgh	L	65-68	6464
01/07/2023	Syracuse	W	73-66	14217
01/10/2023	North Carolina	W	65-58	14629
01/14/2023	at Florida St.	W	67-58	9043
01/18/2023	Virginia Tech	W	78-68	14629
01/21/2023	at Wake Forest	W	76-67	12443
01/28/2023	Boston College	W	76-57	14629
01/30/2023	at Syracuse	W	67-62	19272
02/04/2023	at Virginia Tech	L	68-74	8925
02/07/2023	NC State	W	63-50	14070



**2022-23 Virginia Men's Basketball  
Combined Team Statistics  
In Conference games**

**Game Records**

Record	Overall	Home	Away	Neutral
ALL GAMES	10-3	6-0	4-3	0-0
CONFERENCE	10-3	6-0	4-3	0-0
NON-CONFERENCE	0-0	0-0	0-0	0-0

**Score by Periods**

Team	1st	2nd	OT	TOT
Virginia	428	470	0	898
Opponents	363	444	0	807

**Team Box Score**

No.	Player				Total		3-Point		F-Throw		Rebounds											
		GP-GS	MIN	AVG	FG-FGA	FG%	3FG-3FGA	3FG%	FT-FTA	FT%	OFF	DEF	TOT	AVG	PF	DQ	A	TO	BLK	STL	PTS	AVG
4	FRANKLIN, Armaan	13-13	387:49	29.8	55-143	.385	29-77	.377	21-33	.636	9	50	59	4.5	17	0	21	10	8	15	160	12.3
0	CLARK, Kihei	13-13	435:57	33.5	49-117	.419	16-42	.381	44-53	.830	9	30	39	3.0	23	0	76	30	2	16	158	12.2
1	GARDNER, Jayden	13-13	306:40	23.6	59-117	.504	0-1	.000	24-36	.667	25	31	56	4.3	24	0	6	15	4	14	142	10.9
2	BEEKMAN, Reece	13-13	426:50	32.8	47-106	.443	13-34	.382	31-38	.816	8	36	44	3.4	28	0	69	20	5	15	138	10.6
11	MCKNEELY, Isaac	13-0	292:22	22.5	34-75	.453	27-57	.474	7-8	.875	4	33	37	2.8	16	0	13	11	3	7	102	7.8
5	VANDER PLAS, Ben	13-7	338:23	26.0	39-95	.411	18-55	.327	5-8	.625	12	54	66	5.1	23	0	22	8	5	9	101	7.8
21	SHEDRICK, Kadin	12-6	183:58	15.3	20-31	.645	0-1	.000	15-19	.789	12	23	35	2.9	30	0	5	7	15	8	55	4.6
13	DUNN, Ryan	12-0	157:42	13.1	13-26	.500	2-7	.286	5-5	1.000	11	26	37	3.1	16	0	4	8	13	5	33	2.8
22	CAFFARO, Francisco	8-0	44:42	5.6	2-5	.400	0-0	.000	2-2	1.000	5	7	12	1.5	7	0	0	2	0	0	6	0.8
10	MURRAY, Taine	3-0	15:57	5.3	1-3	.333	0-2	.000	0-0	.000	0	1	1	0.3	1	0	0	2	0	0	2	0.7
12	COLEMAN, Chase	2-0	05:28	2.7	0-1	.000	0-1	.000	1-2	.500	0	0	0	0.0	2	0	0	0	0	0	1	0.5
24	HOW, Tristan	2-0	04:13	2.1	0-3	.000	0-0	.000	0-2	.000	2	2	4	2.0	1	0	0	0	0	0	0	0.0
Team											17	16	33					4				
<b>Total</b>		<b>13</b>	<b>2600</b>		<b>319-722</b>	<b>.442</b>	<b>105-277</b>	<b>.379</b>	<b>155-206</b>	<b>.752</b>	<b>114</b>	<b>309</b>	<b>423</b>	<b>32.5</b>	<b>188</b>	<b>0</b>	<b>216</b>	<b>117</b>	<b>55</b>	<b>89</b>	<b>898</b>	<b>69.1</b>
<b>Opponents</b>		<b>13</b>	<b>2600</b>		<b>288-689</b>	<b>.418</b>	<b>91-263</b>	<b>.346</b>	<b>140-182</b>	<b>.769</b>	<b>109</b>	<b>313</b>	<b>422</b>	<b>32.5</b>	<b>190</b>	<b>5</b>	<b>173</b>	<b>160</b>	<b>58</b>	<b>65</b>	<b>807</b>	<b>62.1</b>

**Team Statistics**

	UVA	OPP
<b>Scoring</b>	<b>898</b>	<b>807</b>
Points per game	69.1	62.1
Scoring margin	+7.0	-
<b>Field goals-att</b>	<b>319-722</b>	<b>288-689</b>
Field goal pct	.442	.418
<b>3 point fg-att</b>	<b>105-277</b>	<b>91-263</b>
3-point FG pct	.379	.346
3-pt FG made per game	8.1	7.0
<b>Free throws-att</b>	<b>155-206</b>	<b>140-182</b>
Free throw pct	.752	.769
F-Throws made per game	11.9	10.8
<b>Rebounds</b>	<b>423</b>	<b>422</b>
Rebounds per game	32.5	32.5
Rebounding margin	+0.1	-
<b>Assists</b>	<b>216</b>	<b>173</b>
Assists per game	16.6	13.3
<b>Turnovers</b>	<b>117</b>	<b>160</b>
Turnovers per game	9.0	12.3
Turnover margin	+3.3	-
Assist/turnover ratio	1.8	1.1
<b>Steals</b>	<b>89</b>	<b>65</b>
Steals per game	6.8	5.0
<b>Blocks</b>	<b>55</b>	<b>58</b>
Blocks per game	4.2	4.5
<b>Winning streak</b>	<b>1</b>	<b>-</b>
Home win streak	6	-
<b>Attendance</b>	<b>86454</b>	<b>68775</b>
Home games-Avg/Game	6-14409	7-9825
Neutral site-Avg/Game	-	0-0

**Team Results**

Date	Opponent		Score	Att.
12/03/2022	Florida St.	W	62-57	14280
12/20/2022	at Miami (FL)	L	64-66	7257
12/31/2022	at Georgia Tech	W	74-56	5371
01/03/2023	at Pittsburgh	L	65-68	6464
01/07/2023	Syracuse	W	73-66	14217
01/10/2023	North Carolina	W	65-58	14629
01/14/2023	at Florida St.	W	67-58	9043
01/18/2023	Virginia Tech	W	78-68	14629
01/21/2023	at Wake Forest	W	76-67	12443
01/28/2023	Boston College	W	76-57	14629
01/30/2023	at Syracuse	W	67-62	19272
02/04/2023	at Virginia Tech	L	68-74	8925
02/07/2023	NC State	W	63-50	14070



**2022-23 Virginia Men's Basketball  
Points-rebounds-assists  
All games**

Opponent	Date	Score	W	0	1	2	4	5	10	11	12	13	21	22
				CLARK,KIHE	GARDNER,JA	BEEKMAN,RE	FRANKLIN,A	VANDER PLA	MURRAY,TAI	MCKNEELY,I	COLEMAN,CH	DUNN,RYAN	SHEDRICK,K	CAFFARO,FR
N.C. Central	11/07/2022	73-61	W	9-2-5	3-9-0	10-3-5	21-4-1	7-4-2	0-1-0	3-1-0	DNP	DNP	10-7-2	10-4-1
Monmouth	11/11/2022	89-42	W	8-1-7	9-5-1	7-2-6	8-3-0	10-3-3	7-0-1	15-2-1	0-0-2	13-6-2	9-7-0	DNP
vs Baylor	11/18/2022	86-79	W	7-4-3	7-3-2	10-1-10	26-4-1	14-2-1	DNP	0-0-2	DNP	3-0-0	17-3-1	2-2-0
vs Illinois	11/20/2022	70-61	W	12-3-3	12-5-1	17-4-3	9-5-0	8-10-2	DNP	3-0-0	DNP	0-1-0	7-6-1	2-2-0
UMES	11/25/2022	72-45	W	5-2-8	26-3-0	9-5-2	5-4-3	2-7-2	1-4-1	6-3-0	3-0-1	0-0-0	13-3-1	2-2-0
at Michigan	11/29/2022	70-68	W	16-2-4	12-11-2	18-4-5	2-4-0	10-0-1	DNP	0-0-0	DNP	0-1-0	12-1-0	0-0-0
Florida St.	12/03/2022	62-57	W	18-3-3	10-7-0	7-4-5	9-2-0	7-4-1	DNP	4-5-0	DNP	4-5-0	3-6-0	0-2-0
James Madison	12/06/2022	55-50	W	18-2-7	14-8-0	2-0-1	8-3-2	3-5-1	0-0-1	4-2-1	DNP	4-5-0	2-5-1	DNP
Houston	12/17/2022	61-69	L	9-2-8	13-6-0	4-3-5	10-6-0	0-0-1	DNP	9-2-0	DNP	0-1-0	16-3-1	DNP
at Miami (FL)	12/20/2022	64-66	L	13-4-3	8-2-0	10-9-9	0-2-0	20-4-2	2-1-0	5-5-3	DNP	0-2-0	2-1-0	4-2-0
UAlbany	12/28/2022	66-46	W	8-4-10	16-7-0	DNP	20-2-0	3-2-1	2-3-0	5-3-2	0-0-1	2-3-0	8-6-1	2-2-0
at Georgia Tech	12/31/2022	74-56	W	15-2-8	14-2-1	8-4-4	11-3-4	3-6-0	0-0-0	9-4-2	1-0-0	2-3-1	11-4-1	0-0-0
at Pittsburgh	01/03/2023	65-68	L	17-4-8	4-3-1	12-6-3	14-4-3	2-1-0	DNP	6-0-0	DNP	0-2-0	10-4-2	DNP
Syracuse	01/07/2023	73-66	W	5-2-11	10-3-0	13-1-7	16-6-3	6-4-1	DNP	12-3-0	DNP	DNP	11-7-0	0-2-0
North Carolina	01/10/2023	65-58	W	7-2-2	3-1-0	13-2-5	12-9-2	17-8-1	DNP	11-1-1	DNP	0-2-0	2-2-0	0-3-0
at Florida St.	01/14/2023	67-58	W	9-5-6	3-3-0	8-3-4	20-7-0	15-7-3	DNP	3-0-1	DNP	9-4-0	0-1-0	DNP
Virginia Tech	01/18/2023	78-68	W	20-2-5	12-4-1	11-3-7	15-5-1	10-7-3	DNP	7-1-1	DNP	3-3-1	0-1-0	DNP
at Wake Forest	01/21/2023	76-67	W	12-3-4	5-2-1	8-3-6	25-10-1	8-7-2	DNP	11-2-3	DNP	5-8-1	0-0-1	2-1-0
Boston College	01/28/2023	76-57	W	7-3-6	18-6-0	11-1-8	18-7-3	2-3-1	0-0-0	12-4-0	0-0-0	6-4-1	2-2-1	0-1-0
at Syracuse	01/30/2023	67-62	W	12-2-10	17-8-0	7-1-2	12-0-1	7-7-6	DNP	6-4-0	DNP	2-2-0	4-1-0	DNP
at Virginia Tech	02/04/2023	68-74	L	17-5-4	20-10-1	15-4-5	6-2-2	0-5-2	DNP	8-4-0	DNP	2-2-0	DNP	0-1-0
NC State	02/07/2023	63-50	W	6-2-6	18-5-1	15-3-4	2-2-1	4-3-0	DNP	8-4-2	DNP	0-0-0	10-6-0	DNP



2022-23 Virginia Men's Basketball  
Points-rebounds-assists  
All games

Opponent	Date	Score		24 HOW,TRISTA
N.C. Central	11/07/2022	73-61	W	DNP
Monmouth	11/11/2022	89-42	W	3-3-0
vs Baylor	11/18/2022	86-79	W	DNP
vs Illinois	11/20/2022	70-61	W	DNP
UMES	11/25/2022	72-45	W	DNP
at Michigan	11/29/2022	70-68	W	DNP
Florida St.	12/03/2022	62-57	W	DNP
James Madison	12/06/2022	55-50	W	DNP
Houston	12/17/2022	61-69	L	DNP
at Miami (FL)	12/20/2022	64-66	L	DNP
UAlbany	12/28/2022	66-46	W	DNP
at Georgia Tech	12/31/2022	74-56	W	0-3-0
at Pittsburgh	01/03/2023	65-68	L	DNP
Syracuse	01/07/2023	73-66	W	DNP
North Carolina	01/10/2023	65-58	W	DNP
at Florida St.	01/14/2023	67-58	W	DNP
Virginia Tech	01/18/2023	78-68	W	DNP
at Wake Forest	01/21/2023	76-67	W	DNP
Boston College	01/28/2023	76-57	W	0-1-0
at Syracuse	01/30/2023	67-62	W	DNP
at Virginia Tech	02/04/2023	68-74	L	DNP
NC State	02/07/2023	63-50	W	DNP



**2022-23 Virginia Men's Basketball  
Team Game-by-Game  
All games**

Opponent	Date	Score	W	Total		3-Pointers		Free throws		Rebounds				PF	A	TO	BLK	STL	PTS	AVG
				FG-FGA	PCT	3FG-3FGA	PCT	FT-FTA	PCT	OFF	DEF	TOT	AVG							
N.C. Central	11/07/2022	73-61	W	20-47	.426	11-25	.440	22-30	.733	10	27	37	37.0	12	16	8	4	4	73	73.0
Monmouth	11/11/2022	89-42	W	30-54	.556	13-25	.520	16-25	.640	11	24	35	36.0	20	23	6	8	9	89	81.0
vs Baylor	11/18/2022	86-79	W	25-45	.556	9-14	.643	27-35	.771	8	19	27	33.0	15	20	14	3	8	86	82.7
vs Illinois	11/20/2022	70-61	W	20-48	.417	5-17	.294	25-32	.781	9	28	37	34.0	14	10	12	2	8	70	79.5
UMES	11/25/2022	72-45	W	27-51	.529	5-15	.333	13-18	.722	7	26	33	33.8	11	18	10	5	10	72	78.0
at Michigan	11/29/2022	70-68	W	27-53	.509	4-8	.500	12-19	.632	6	19	25	32.3	15	12	7	0	7	70	76.7
Florida St.	12/03/2022	62-57	W	18-51	.353	5-19	.263	21-26	.808	12	26	38	33.1	17	9	12	10	4	62	74.6
James Madison	12/06/2022	55-50	W	19-45	.422	5-21	.238	12-24	.500	3	30	33	33.1	14	14	9	10	6	55	72.1
Houston	12/17/2022	61-69	L	20-48	.417	6-22	.273	15-17	.882	6	20	26	32.3	13	15	10	3	2	61	70.9
at Miami (FL)	12/20/2022	64-66	L	22-60	.367	6-23	.261	14-19	.737	11	26	37	32.8	17	17	10	3	6	64	70.2
UAlbany	12/28/2022	66-46	W	25-52	.481	5-18	.278	11-20	.550	8	30	38	33.3	9	15	8	7	4	66	69.8
at Georgia Tech	12/31/2022	74-56	W	27-57	.474	10-22	.455	10-16	.625	11	20	31	33.1	14	21	11	3	14	74	70.2
at Pittsburgh	01/03/2023	65-68	L	26-55	.473	9-21	.429	4-4	1.000	6	22	28	32.7	18	17	11	1	7	65	69.8
Syracuse	01/07/2023	73-66	W	23-53	.434	12-26	.462	15-22	.682	7	23	30	32.5	17	22	10	6	11	73	70.0
North Carolina	01/10/2023	65-58	W	24-52	.462	6-19	.316	11-19	.579	6	26	32	32.5	12	11	8	8	9	65	69.7
at Florida St.	01/14/2023	67-58	W	27-60	.450	11-22	.500	2-3	.667	8	24	32	32.4	13	14	6	3	4	67	69.5
Virginia Tech	01/18/2023	78-68	W	29-57	.509	8-23	.348	12-13	.923	7	23	30	32.3	9	19	5	5	7	78	70.0
at Wake Forest	01/21/2023	76-67	W	24-60	.400	15-34	.441	13-17	.765	10	28	38	32.6	20	19	7	5	2	76	70.3
Boston College	01/28/2023	76-57	W	30-59	.508	6-21	.286	10-10	1.000	9	24	33	32.6	14	20	11	3	8	76	70.6
at Syracuse	01/30/2023	67-62	W	23-50	.460	9-21	.429	12-15	.800	11	18	29	32.5	13	19	14	1	4	67	70.5
at Virginia Tech	02/04/2023	68-74	L	25-61	.410	6-18	.333	12-18	.667	10	24	34	32.5	14	14	7	4	6	68	70.3
NC State	02/07/2023	63-50	W	21-47	.447	2-8	.250	19-24	.792	6	25	31	32.5	10	14	5	3	7	63	70.0
<b>Total</b>		<b>1540</b>		<b>532-1165</b>	<b>.457</b>	<b>168-442</b>	<b>.380</b>	<b>308-426</b>	<b>.723</b>	<b>182</b>	<b>532</b>	<b>714</b>	<b>32.5</b>	<b>311</b>	<b>359</b>	<b>201</b>	<b>97</b>	<b>147</b>	<b>1540</b>	<b>70.0</b>
Opponents		1328		479-1162	.412	154-453	.340	216-291	.742	185	507	692	31.5	368	260	272	86	109	1328	60.4

**Virginia Averages**

Games Played	Points/game	FG Pct	3FG Pct	FT Pct	Rebounds/game	Assists/game	Turnovers/game	Assist/Turnover ratio	Steals/game	Blocks/game
22	70.0	45.7	38.0	72.3	32.5	16.3	9.1	1.8	6.7	4.4



**2022-23 Virginia Men's Basketball  
Opponents Game-by-Game  
All games**

Opponent	Date	Score	W	Total		3-Pointers		Free throws		Rebounds				PF	A	TO	BLK	STL	PTS	AVG
				FG-FGA	PCT	3FG-3FGA	PCT	FT-FTA	PCT	OFF	DEF	TOT	AVG							
N.C. Central	11/07/2022	73-61	W	22-53	.415	8-19	.421	9-14	.643	8	19	27	27.0	25	8	8	4	6	61	61.0
Monmouth	11/11/2022	89-42	W	16-41	.390	3-11	.273	7-15	.467	6	15	21	24.0	21	5	21	0	3	42	51.5
vs Baylor	11/18/2022	86-79	W	28-58	.483	11-26	.423	12-14	.857	12	17	29	25.7	24	15	13	2	7	79	60.7
vs Illinois	11/20/2022	70-61	W	24-59	.407	9-26	.346	4-9	.444	11	23	34	27.8	22	11	13	4	5	61	60.8
UMES	11/25/2022	72-45	W	19-55	.345	3-18	.167	4-5	.800	8	21	29	28.0	16	7	15	2	5	45	57.6
at Michigan	11/29/2022	70-68	W	26-49	.531	8-19	.421	8-10	.800	5	24	29	28.2	16	10	12	9	3	68	59.3
Florida St.	12/03/2022	62-57	W	21-64	.328	6-18	.333	9-9	1.000	16	24	40	29.9	19	12	13	4	4	57	59.0
James Madison	12/06/2022	55-50	W	15-55	.273	7-23	.304	13-18	.722	13	28	41	31.3	21	5	12	1	8	50	57.9
Houston	12/17/2022	61-69	L	25-51	.490	8-21	.381	11-13	.846	7	23	30	31.1	17	17	8	3	4	69	59.1
at Miami (FL)	12/20/2022	64-66	L	21-53	.396	7-22	.318	17-22	.773	9	28	37	31.7	17	11	11	7	5	66	59.8
UAlbany	12/28/2022	66-46	W	16-52	.308	6-27	.222	8-11	.727	6	24	30	31.5	16	9	10	3	3	46	58.5
at Georgia Tech	12/31/2022	74-56	W	20-45	.444	7-16	.438	9-13	.692	8	22	30	31.4	16	11	23	1	6	56	58.3
at Pittsburgh	01/03/2023	65-68	L	23-54	.426	7-22	.318	15-17	.882	9	23	32	31.5	9	16	8	3	5	68	59.1
Syracuse	01/07/2023	73-66	W	24-54	.444	8-14	.571	10-15	.667	9	28	37	31.9	20	15	16	7	9	66	59.6
North Carolina	01/10/2023	65-58	W	21-53	.396	8-24	.333	8-12	.667	8	28	36	32.1	19	9	13	2	5	58	59.5
at Florida St.	01/14/2023	67-58	W	21-53	.396	5-19	.263	11-14	.786	9	24	33	32.2	8	12	9	6	1	58	59.4
Virginia Tech	01/18/2023	78-68	W	27-55	.491	12-27	.444	2-2	1.000	5	22	27	31.9	13	19	8	4	3	68	59.9
at Wake Forest	01/21/2023	76-67	W	20-51	.392	9-27	.333	18-22	.818	6	26	32	31.9	18	9	9	4	3	67	60.3
Boston College	01/28/2023	76-57	W	20-49	.408	4-14	.286	13-14	.929	6	19	25	31.5	8	17	16	4	5	57	60.1
at Syracuse	01/30/2023	67-62	W	24-48	.500	3-15	.200	11-18	.611	8	17	25	31.2	12	11	14	5	11	62	60.2
at Virginia Tech	02/04/2023	68-74	L	27-53	.509	7-18	.389	13-17	.765	3	28	31	31.2	12	19	8	3	4	74	60.9
NC State	02/07/2023	63-50	W	19-57	.333	8-27	.296	4-7	.571	13	24	37	31.5	19	12	12	8	4	50	60.4
<b>Total</b>		<b>1328</b>		<b>479-1162</b>	<b>.412</b>	<b>154-453</b>	<b>.340</b>	<b>216-291</b>	<b>.742</b>	<b>185</b>	<b>507</b>	<b>692</b>	<b>31.5</b>	<b>368</b>	<b>260</b>	<b>272</b>	<b>86</b>	<b>109</b>	<b>1328</b>	<b>60.4</b>
Virginia		1540		532-1165	.457	168-442	.380	308-426	.723	182	532	714	32.5	311	359	201	97	147	1540	70.0

**Opponents Averages**

Games Played	Points/game	FG Pct	3FG Pct	FT Pct	Rebounds/game	Assists/game	Turnovers/game	Assist/Turnover ratio	Steals/game	Blocks/game
22	60.4	41.2	34.0	74.2	31.5	11.8	12.4	1.0	5.0	3.9