



# LOUISVILLE

## 2022-23 MEN'S BASKETBALL GAME NOTES

MEDIA CONTACT: Zach Greenwell, Associate Athletic Director • zachg@gocards.com • (270) 668-4716

### #7/6 VIRGINIA (19-4, 11-3 ACC) AT LOUISVILLE (3-22, 1-13 ACC)

Wednesday, Feb. 15 | 7 p.m. (ET) | Louisville, Ky.  
KFC Yum! Center (22,090)

#### LISTEN [Cardinal Sports Network](#)

- Paul Rogers (pxp), Bob Valvano (analysis)

#### WATCH [ESPN](#)

- Anish Shroff (pxp), Jordan Cornette (analyst)

#### LIVE STATS [Sidearm Stats](#)

#### OCTOBER

30 Lenoir-Rhyne (EXH) ACCNX L, 57-47

#### NOVEMBER (0-7)

3 Chaminade (EXH) ACCNX W, 80-73

9 Bellarmine ACCN L, 67-66

12 Wright State ACCNX L, 73-72

15 App. State ACCN L, 61-60

21 vs. #9/10 Arkansas (1) ESPN2 L, 80-54

22 vs. #21/20 Texas Tech (1) ESPN2 L, 70-38

23 vs. Cincinnati (1) ESPN L, 81-62

29 #22/25 Maryland (2) ESPN2 L, 79-54

#### DECEMBER (2-5)

4 Miami\* ACCN L, 80-53

10 at Florida State\* ACCN L, 75-53

14 Western Kentucky ESPN2 W, 94-83

17 Florida A&M RSN W, 61-55

20 Lipscomb ACCNX L, 75-67

22 at NC State\* ACCN L, 76-64

31 at #19/17 Kentucky CBS L, 86-63

#### JANUARY (0-7)

3 Syracuse\* ESPN L, 70-69

7 Wake Forest\* ACCN L, 80-72

11 at Clemson\* RSN L, 83-70

14 North Carolina\* ESPN L, 80-59

18 Pitt\* ACCN L, 75-54

25 at Boston College\* ACCN L, 75-65

28 at Notre Dame\* ESPN2 L, 76-62

#### FEBRUARY (1-3)

1 Georgia Tech\* RSN W, 68-58

4 Florida State\* ESPN2 L, 81-78

7 at Pitt\* ACCN L, 91-57

11 at #19/20 Miami\* ACCN L, 93-85

15 #7/6 Virginia\* ESPN2 7 p.m.

18 Clemson\* ACCN 7 p.m.

20 at Duke\* ESPN 7 p.m.

25 at Georgia Tech\* RSN 2 p.m.

28 Virginia Tech\* ACCN 9 p.m.

#### MARCH

4 at Virginia\* ESPN2 12/2/4 p.m.

7-11 ACC Tournament (3)

(\*) ACC Game

(1) Maui Jim Maui Invitational (Lahaina, Maui, Hawaii)

(2) ACC-Big Ten Challenge (Louisville, Ky.)

(3) ACC Tournament (Greensboro, N.C.)

#### KEY PAGES

Page 2 | Media Resources

Page 3 | Roster/Staff

Page 4 | Last Series Meeting

Pgs. 5 | ACC Information

Page 13-14 | Last Time it Happened

Page 15-16 | Kenny Payne

Pgs. 17-31 | Player Bios

Page 47 | 2022-23 Stats

Page 50 | Radio/TV Roster

#### BEFORE THE TIP

Louisville men's basketball will face its second straight ranked foe with a home game against No. 7/6 Virginia at 7 p.m. ET Wednesday at the KFC Yum! Center. The game will air on ESPN.

The Cardinals found success offensively Saturday at No. 19/20 Miami, but took a 93-85 road loss despite El Ellis' career-high 33 points. Virginia outlasted Duke 69-62 in overtime Saturday at home.

Louisville is 5-20 all-time against the Cavaliers with a 4-9 record at home. The Cardinals have lost 15 of the last 17 in the series since it resumed in 2015 after a 15-year hiatus, including a 51-50 season-ending loss in the second round of last year's ACC Tournament.

#### CARDINAL NOTES

- The Cards are in the midst of an eight-game stretch to end the regular season that will see them play seven games vs. teams in the top 80 of the NET Rankings. Their five opponents from Pitt to Duke have an average NET Ranking of 41.
- Over the last 16 games, senior guard **El Ellis** has averaged 18.5 points, 5.5 assists, 2.9 rebounds and 1.4 steals. As of Sunday, Ellis was one of 18 players in the nation with at least 435 points and 115 assists this season. After having a positive or even assist-to-turnover ratio just three times in the first nine games of the season, Ellis has been positive or even in 14 of the last 16 games. In his last 11 games since 2023 began, he has 61 assists against just 34 turnovers.
- In his last six games, redshirt junior forward **Jae'Lyn Withers** is averaging 14.3 points and 5.7 rebounds while shooting 50% from the field, 59% from 3-point range (17 of 29) and 79% from the free-throw line. Among players with at least 1.5 made 3s per game, Withers leads the ACC in conference play in 3-point shooting at 51%.
- Over the last 11 games since turning to 2023, redshirt freshman guard/forward **Mike James** is averaging 12.4 points and 3.6 rebounds while shooting 45% from the field and 41% from the 3-point line. In the first 14 games of the year, James averaged just 6.9 points while shooting 44% overall and 31% from 3-point range. **More on page 9.**
- In the last five games coming off the bench, freshman forward **Kamari Lands** is averaging 10.4 points per game while shooting 59% from the field (17 of 29) and 56% from 3-point range (10 of 18). He's also 8 of 8 from the free-throw line during that stretch, improving him to 94% (43 of 46) from the stripe for the season.

#### PROJECTED STARTERS



El Ellis



Mike James



JJ Traynor



Jae'Lyn Withers



Sydney Curry

Lineup projection based on previous games

#### INSIDE THE MATCHUP



#### LOUISVILLE CARDINALS

2022-23 Record	3-22, 1-13 (ACC)
Ranking	NR
2022-23 NCAA NET	331
Last Game	L, 93-85 at #19/20 Miami
Head Coach	Kenny Payne
Career Record	3-22 (First season)
Record at School	Same
Leading Scorer	El Ellis (17.4 ppg)
Leading Rebounder	B. Huntley-Hatfield (6.0 rpg)
Leading Assists	El Ellis (4.8 apg)



#### VIRGINIA CAVALIERS

2022-23 Record	19-4, 11-3 (ACC)
Ranking	#7 AP/#6 Coaches
2022-23 NCAA NET	13
Last Game	W, 69-62 (OT) vs. Duke
Head Coach	Tony Bennett
Career Record	404-154 (17th season)
Record at School	335-121 (14th season)
Leading Scorer	Armaan Franklin (12.7 ppg)
Leading Rebounder	Jayden Gardner (5.0 rpg)
Leading Assists	Kihe Clark (5.9 apg)

**PRIMARY CONTACT:** This information has been prepared to aid you in covering the Cardinals this season. Additional information is available through Associate Athletic Director Zach Greenwell, UofL's primary men's basketball contact (502-852-0112; cell: 270-668-4716).

**MEDIA CREDENTIALS:** To obtain credentials for a UofL home contest, please make the request via email to Zach Greenwell at zachg@gocards.com. Credentials are held at Media Will Call, located inside the Suite Entrance on the Second Street side of the KFC Yum! Center (front right side of the arena). Credentials will not be mailed. Passes are limited to WORKING MEDIA ONLY. We do not have complimentary game tickets, but we will assist in purchasing tickets when they are available. The media room is located on the event level, the first door to the right after entering the Suite Entrance/Media Entrance. Media seating is either at courtside or at tables in designated corner areas of the arena in sections 119 and 120.

**INTERNET ACCESS:** Wireless internet access is available throughout the KFC Yum! Center. A password is required for special media access. Wired connections are also available in the media room.

**TELEPHONES:** Media desiring personal phone service should have a phone installed through the KFC Yum! Center by calling (502) 690-9000 in advance. Please list Zach Greenwell as the contact for placement.

**PHOTO:** Photographers are limited to working the designated half of the baseline at each end of the court. An upper photo area position may be provided if requested in advance. Photo work space, equipped with wired internet access, is available within the media work room (two digital photo rooms). Specific protocols will be provided to those who receive limited credentials.

**PARKING:** Limited media parking is available in garages within one block of the KFC Yum! Center. Some require a pass to have in hand in advance, others are operated from a list supplied by UofL. Requests should be made well in advance to Zach Greenwell.

**NOTES/STATS:** Game notes and statistics will be available online at [www.GoCards.com/mbbmedia](http://www.GoCards.com/mbbmedia). Live statistics will be available during the event online on GoCards.com, the CardsMobile app and [Louisville.statbroadcast.com](http://Louisville.statbroadcast.com). A pdf of the final statistics will be posted postgame on GoCards.com. Broadcast personnel will have access to a computer monitor displaying live game statistics throughout the game.

**MEDIA ROOM:** The KFC Yum! Center media room will open two hours prior to tipoff and will close two hours after conclusion of the game. Only those who make special arrangements with Zach Greenwell (zachg@gocards.com) in advance will be permitted in the media areas any earlier. If you anticipate needing additional time postgame, you may wish to work from home or another location.

**FOOD/REFRESHMENTS:** A pregame buffet meal and fountain drinks are planned on game day through our partnership with our concessionaire Centerplate.

**POSTGAME:** Louisville head coach Kenny Payne and select Cardinal players will be available to the media postgame as soon as possible following the NCAA-mandated cooling off period. Please coordinate with the visiting SID to confirm their planned postgame protocol. If agreed to by the visiting coach, that coach will come to the interview room at a time which best fits their postgame schedule.

**INTERVIEWS:** Coach Kenny Payne (or an assistant coach) and selected players are generally available by news conference prior to each game, schedule permitting. That availability may again take place in person, online or in a hybrid format. To request a specific interview with Coach Payne or a player, please call or email Zach Greenwell (270-668-4716; email: zachg@gocards.com).

**INTERNET SERVICES:** UofL is partnered with Sidearm Sports to host its official athletic site. Located at GoCards.com, the web site contains updated game notes, cumulative statistics, box scores from previous games, weekly video interviews with Coach Kenny Payne and selected players, and many other resources. Information is also available with UofL's CardsMobile app, available for both iPhone and Android users. The media guide is also available online in both a pdf and interactive format. The Atlantic Coast Conference site is located at [www.theacc.com](http://www.theacc.com).

## FOLLOW THE CARDINALS



<b>Fabio Basili</b>	@RealHooperFob	@bucket.fob
<b>Sydney Curry</b>	@Bigticket_sc	@big_ticketsc
<b>El Ellis</b>	@elellis3	@elellis3
<b>B. Huntley-Hatfield</b>	@RealGupaveli	@gupaveli
<b>Mike James</b>	@MichaelToReal0	@mikejames0
<b>Kamari Lands</b>	@iso_marii	@kamari.lands
<b>Aidan McCool</b>		@aidanmccool12
<b>Hercy Miller</b>	@hercymiller15	@hercymiller
<b>Ashton Myles-Devore</b>	@ashton_md21	@a_30_md
<b>Emmanuel Okorafor</b>	@Nigerianfreak34	@nigerian.freak34
<b>Zan Payne</b>	@young_payne2321	@alexander.payne23
<b>Devin Ree</b>	@whois_Dev	@whois.dev
<b>JJ Traynor</b>	@JJTraynor20	@jjtraynor_
<b>Roosevelt Wheeler</b>	@z4rose	@esor.1
<b>Jae'Lyn Withers</b>	@jaelynwithers	@jaelynwithers
<b>Kenny Payne</b>	@coachkennypayne	
<b>Danny Manning</b>	@CoachDManning	@coachdmanning
<b>Nolan Smith</b>	@NdotSmitty	@ndotsmitty
<b>Josh Jamieson</b>	@coachjjamieson	@coachjamieson

## FOLLOW LOUISVILLE BASKETBALL



LouisvilleMBB



/GoCards

GoCards.com

## 2022-23 DIGITAL MEDIA CENTER

Scan the QR Code  
or visit link below  
to access guide  
at GoCards.com



<https://GoCards.com/MBBMedia>

## TEAM ROSTER

NO	NAME	POS	HT	WT	YR	EXP	HOMETOWN (PREVIOUS SCHOOL)
0	Devin Ree	F	6-8	180	Fr.	HS	Jackson, Miss. (Oak Hill Academy/Va.)
1	Mike James	G/F	6-5	215	R-Fr.	RS	Orlando, Fla. (Oak Ridge HS)
3	El Ellis	G	6-3	180	Sr.	1L	Durham, N.C. (Tallahassee Community College)
4	Roosevelt Wheeler	F/C	6-11	240	So.	1L	Richmond, Va. (John Marshall HS)
5	Brandon Huntley-Hatfield	F	6-10	250	So.	TR	Clarksville, Tenn. (Tennessee)
11	Fabio Basili	G	6-4	175	Fr.	HS	Orlando, Fla. (Oak Ridge HS)
12	JJ Traynor	F	6-8	190	Jr.	2L	Bardstown, Ky. (Bardstown HS)
15	Hercy Miller	G	6-3	180	So.	TR	Los Angeles, Ca. (Tennessee State)
21	Sydney Curry	F	6-8	270	Sr.	1L	Ft. Wayne, Ind. (John A. Logan College)
22	Kamari Lands	F	6-8	220	Fr.	HS	Indianapolis, Ind. (Hillcrest Prep/Ariz.)
23	Zan Payne	G/F	6-5	230	Gr.	TR	Lexington, Ky. (Kentucky)
24	Jae'Lyn Withers	F	6-9	220	R-Jr.	2L	Charlotte, N.C. (Cleveland (OH) Heights HS)
30	Ashton Myles-Devore	G	6-1	165	Jr.	2Y	Versailles, Ky. (Woodford County HS)
33	Aidan McCool	G	6-3	165	Jr.	TR	Charleston, S.C. (Maryland)
34	Emmanuel Okorafor	F/C	6-9	220	Fr.	HS	Lagos, Nigeria (NBA Academy Africa)

## PRONUNCIATION GUIDE

PLAYER NAME	PRONUNCIATION
Fabio <b>Basili</b>	buh-SILL-ee
<b>Kamari</b> Lands	kuh-MAHR-ee
Emmanuel <b>Okorafor</b>	oh-CORE-uh-FOR
<b>Jae'Lyn</b> Withers	JAY-lin

## COVID ELIGIBILITY

Players are listed as though eligibility progressed normally through 2021-22. Extra seasons of eligibility granted due to the COVID-19 pandemic will be noted when that extra season is utilized following a player's regular senior season. More information about eligibility is available on each player's bio page in the game notes.

## COACHING AND SUPPORT STAFF

POSITION	NAME	ALMA MATER (YEAR)	YEAR IN ROLE
Head Coach	Kenny Payne	Louisville (2003)	First season
Associate Head Coach	Danny Manning	Kansas (1991)	First season
Assistant Coach	Nolan Smith	Duke (2011)	First season
Assistant Coach	Josh Jamieson	Southern Oregon (2000)	First season
Director of Player Dev./Alumn Relations	Milt Wagner	Memphis (2004)	First season
Strength and Conditioning Coach	Dr. Adam Petway	U.S. Sports Academy (2013)	First season
Head Athletic Trainer	DeVante Frazier	Valdosta State (2015)	Second season
Executive Dir. of Academic Services	Kamari Wooten	Kentucky State (2007)	Sixth season
Director of Basketball Operations	Stephanie Davis	Louisville (2015)	First season
Director of Basketball Administration	Justin Perez	American (2019)	First season
Dir. of Analytics/Video Technology	Gabe Snider	Illinois-Chicago (2016)	First season
Video Coordinator	Reece Gaines	Louisville (2003)	First season
Graduate Manager	Seth Tatum	Louisville (2021)	Second season

## EAR IT PRONUNCIATIONS

Trouble with pronunciations? Check out the Ear It pronunciations for the Cardinals from the men's basketball roster on GoCards.com. The links next to player names on the roster are supplied by TheNameEngine.com, an interactive audio service that provides proper audio pronunciations.



Head Coach  
Kenny Payne



Associate Head Coach  
Danny Manning



Assistant Coach  
Nolan Smith



Assistant Coach  
Josh Jamieson



Dir. of Player Dev./Alumni  
Milt Wagner



Strength Coach  
Dr. Adam Petway



Athletic Trainer  
DeVante Frazier



Executive Director/Academics  
Kamari Wooten



Dir. of Basketball Ops  
Stephanie Davis



Dir. of Basketball Admin  
Justin Perez



Dir. of Analytics/Video Tech.  
Gabe Snider



Video Coordinator  
Reece Gaines



Graduate Manager  
Seth Tatum



Creative Producer  
Kory Aldous



LAST TIME OUT



85

Feb. 11, 2023

Louisville at #19/20 Miami

Watsco Center Miami, Fla.



93

Louisville men's basketball went blow-for-blow with No. 19/20 Miami on Saturday night, but couldn't get over the hump in the second half of a 93-85 road loss.

The Cardinals led late in the first half and trimmed Miami's lead to four with 4:47 to play before the Hurricanes pulled away. Miami outscored Louisville 20-4 on points off turnovers and 19-11 on second-chance points.

Louisville got a career-high 33 points from senior guard El Ellis, the most by a Cardinal since Jordan Nwora had 37 at Boston College on Jan. 29, 2020. Ellis made 12 of 20 shots from the field and all six of his free throws, while also handing out five assists. Ellis is the first Louisville player to have at least 33 points and five assists in a game since Darrell Griffith against Iowa in the 1980 Final Four.

Miami had three players score more than 20 points, and the Hurricanes went 23 of 27 from the free-throw line to maintain a comfortable margin. They racked up 20 assists on 31 made baskets.

Nijel Pack paced Miami with 22 points, while Isaiah Wong and Norchad Omier each had 21.

Jae'Lyn Withers finished with 18 points on 4-of-6 shooting from deep for Louisville, and Kamari Lands added 13 points off the bench.

Official Basketball Box Score - Final Louisville at Miami (FL) 02/11/23 Watsco Center, Coral Gables 2022-23 Men's Basketball

Box score table for Louisville vs Miami (Feb 11, 2023). Includes player stats for Mike James, JJ Traynor, Sydney Curry, etc., and team totals.

Box score table for Louisville vs Miami (Feb 11, 2023). Includes player stats for Nijel Pack, Isaiah Wong, Norchad Omier, etc., and team totals.

Summary statistics table for Louisville vs Miami game, including Biggest lead, Best Scoring Run, Lead Changes, Times Tied, and Points from Turnovers.

HISTORY VS. VIRGINIA (UVA LEADS 20-5)

LAST MEETING

VIRGINIA 51, LOUISVILLE 50

MARCH 9, 2022

BROOKLYN, N.Y. (ACC TOURNAMENT)

Jayden Gardner tossed in 17 points and Kihei Clark scored 15 to help Virginia hold off Louisville 51-50 in the second round of the Atlantic Coast Conference tournament.

Gardner's layup gave Virginia a 45-42 lead with 2:57 remaining, but Noah Locke answered with a 3-pointer 63 seconds later to knot the score.

Gardner hit a go-ahead jumper at the 1:28 mark and Reece Beekman made a layup following a missed 3-pointer by Jarrod West to put the Cavaliers up 49-45 with 40 seconds left. West missed another 3, but the Cardinals grabbed three offensive rebounds before Malik Williams scored to make it 49-47 with 5 seconds to go.

Louisville fouled Gardner, who made two free throws for a four-point lead. That came in handy when Louisville's El Ellis buried a 3-pointer on the game's final shot.

Beekman had nine assists to go with eight points for the sixth-seeded Cavaliers. Williams topped the 11th-seeded Cardinals, who led 24-20 at the half, with 11 points and 13 rebounds.

UOFL SERIES RECORD BEFORE THIS SEASON

Table showing UOFL Series Record between Virginia and Louisville from 1924 to 2022, including dates, scores, and locations.

Official Basketball Box Score - Final Louisville at Virginia 03/09/22 Barclays Center, Brooklyn, N.Y. 2022 New York Life ACC Men's Basketball Tournament

Box score table for Louisville vs Virginia (Mar 9, 2022). Includes player stats for Malik Williams, Sydney Curry, Noah Locke, etc., and team totals.

Box score table for Virginia vs Louisville (Mar 9, 2022). Includes player stats for Jayden Gardner, Kihei Clark, Reece Beekman, etc., and team totals.

Summary statistics table for Virginia vs Louisville game, including Biggest lead, Best Scoring Run, Lead Changes, Times Tied, and Points from Turnovers.

## AROUND THE ACC

### CARDS IN 2022-23 ACC STATISTICS (thru 2/12)

CATEGORY	TEAM	PLAYERS (TOP IN ACC)
Scoring Offense	15th (64.0)	Ellis (4th, 17.4)
Scoring Defense	15th (76.1)	--
Scoring Margin	15th (-12.1)	--
Free Throw %	11th (.725)	Ellis (12th, .803)
Field Goal %	14th (.417)	N/A
FG% Defense	15th (.473)	--
3-Point FG%	11th (.335)	N/A
3-Point FG Made	13th (6.6)	N/A
3-Pt. FG% Def.	13th (.359)	--
Reb. Offense	12th (32.2)	N/A
Reb. Defense	6th (33.7)	--
Reb. Margin	13th (-1.5)	--
Offensive Rebs.	9th (9.2)	N/A
Defensive Rebs.	15th (23.0)	N/A
Blocked Shots	13th (2.7)	N/A
Assists	15th (9.5)	Ellis (4th, 4.8)
Steals	14th (4.8)	N/A
TO Margin	15th (-4.5)	--
A/TO Ratio	15th (0.6)	N/A
Minutes Played	--	Ellis (5th, 35.6)

### 2022-23 PRESEASON ACC MEDIA POLL

1. North Carolina (90), 1504
2. Duke (2), 1339
3. Virginia (6), 1310
4. Miami (2), 1138
5. Florida State, 1064
6. Notre Dame, 971
7. Virginia Tech (1), 921
8. Syracuse, 700
9. Wake Forest, 672
10. NC State, 548
11. Clemson, 528
- 12. Louisville, 477**
13. Boston College, 368
14. Pitt, 320
15. Georgia Tech, 260

*First-place votes in parentheses*



### 2022-23 ACC STANDINGS (thru 2/12)

	[--ACC--]		[--Overall--]	
	W-L	PCT	W-L	PCT
1. Virginia	11-3	.786	19-4	.826
Pitt	11-3	.786	18-7	.720
3. Miami	12-4	.750	21-5	.808
4. Clemson	10-4	.714	18-7	.720
5. NC State	10-5	.667	20-6	.769
6. Wake Forest	9-6	.600	17-9	.654
7. Duke	8-6	.571	17-8	.680
8. North Carolina	8-7	.533	16-10	.615
9. Syracuse	8-6	.571	15-10	.600
10. Boston College	6-9	.400	12-14	.462
Florida State	6-9	.400	8-18	.308
12. Virginia Tech	5-9	.357	15-10	.600
13. Notre Dame	2-12	.143	10-15	.400
14. Georgia Tech	2-13	.133	9-16	.360
<b>15. Louisville</b>	<b>1-13</b>	<b>.071</b>	<b>3-22</b>	<b>.120</b>

## NOTES ON THE PROGRAM

### TRADITION OF WINNING

Louisville has an all-time 1,775-981 record in 109 seasons of intercollegiate basketball. The Cardinals rank among the top 15 all-time in winning percentage (does not include 123-3 record vacated by NCAA). The Cardinals played their first official men's basketball game on Jan. 28, 1912 when they lost 35-3 to Louisville YMCA, but did not field teams in 1916-17, 1922-23 or 1942-43. The Cardinals have produced winning seasons in 73 of the last 77 years, including winning 20 or more games in 18 of the last 20 seasons and 30 or more in three of the last 11 years in on court results.

### TOURNAMENT SUCCESS

UofL is tied for eighth nationally with eight Final Four appearances. No other school went to the Final Four four times during the 1980s, and Louisville won two NCAA titles in that decade, winning the national championship in 1980 and 1986. Louisville's 39 NCAA Tournament appearances are tied for eighth best all-time, and its 102 NCAA Tournament games are tied for the ninth most played in the event (61-41 record) (does not include four NCAA appearances, a 15-3 record, two Final Fours and the 2013 national championship vacated by the NCAA). The Cards have reached the Sweet 16 on 17 occasions and have advanced to the Elite Eight 11 times.

### Most All-Time Final Four Appearances

Team	Final Four Appearances
North Carolina	21
UCLA	18
Kentucky	17
Duke	17
Kansas	16
Ohio State	10
Michigan State	10
<b>Louisville</b>	<b>8</b>
Indiana	8

### PRO CARDS

The Cardinals have had 77 players drafted by the NBA, including 25 first-round selections. David Johnson was the latest Cardinal chosen with the 47th pick in the 2021 draft by the Toronto Raptors. Donovan Mitchell was UofL's latest first round selection in the 2017 draft as the 13th overall pick by the Denver Nuggets and was subsequently traded to the Utah Jazz. He's now with the Cleveland Cavaliers. Eighteen Cardinals have played in the NBA over the last nine years, while at least 39 former UofL players are expected to play professionally this year in the NBA, G League or overseas.

**More info on Cardinals in the NBA Draft:** <https://uofl.me/3geNA8o>

### Louisville Players in the NBA this Season

Player	2022-23 Team	Years in League
Gorgui Dieng	San Antonio Spurs	10
Montrezl Harrell	Philadelphia 76ers	8
Terry Rozier	Charlotte Hornets	8
Damion Lee	Golden State Warriors	6
Donovan Mitchell	Cleveland Cavaliers	6
Jordan Nwora	Milwaukee Bucks	3
David Johnson	Toronto Raptors (preseason)	2
Carlík Jones	Chicago Bulls (preseason)	2

## CROWD SUPPORT

Louisville has ranked among the top seven nationally in average home attendance in 40 of the last 41 years. UofL has played 13 seasons in its spectacular home, the 22,090 seat KFC Yum! Center in downtown Louisville. The Cardinals have a 182-47 record in 13 seasons in the KFC Yum! Center (.795). Louisville attracted approximately 3.9 million fans in its first 12 years in the Yum! Center, including a total attendance of 298,846 in 18 games in 2019-20 (last year pre-COVID).

## CHAMPIONSHIP GUESTS

The eventual national champion has played in Louisville's home arena, the KFC Yum! Center, in seven of the arena's 12 seasons in existence. Louisville faced eventual champions Connecticut (2011, 2014), Duke (2015) and Virginia (2019) in home games, Kentucky (2012) won a pair of games in the 2012 NCAA second and third rounds in the KFC Yum! Center, 2016 champion Villanova won the NCAA South Regional in Louisville, and UofL won the 2013 itself (later vacated).

## NATIONAL SPOTLIGHT

The Cardinals are one of the most televised teams in college basketball. UofL games will be televised on national networks during the 2022-23 regular season on double-digit occasions. Every possible UofL game over the past 39 years has been televised on either a live or delayed basis – a total of over 1,275 games – including over 575 national television appearances.

## AMERICA'S TOP BASKETBALL MARKET

Louisville is consistently the highest-rated television market for college basketball. Louisville has been the top market for ESPN each of the last 20 years since tracking the data. Louisville's 4.2 rating during the 2018-19 season was well above the next closest market (Knoxville with a 2.9 rating).

## AT HOME IN THE TOP 25

The Cardinals have been ranked on 656 occasions in the AP poll, sixth most all-time. Louisville has been among the top ten on 302 occasions, including 14 times in the 2019-20 season. Louisville's No. 1 ranking in the Dec. 2 and 9, 2019, Associated Press polls were just the third and fourth times UofL has ever been ranked as the No.1 team in the nation in the AP poll. The other two were March 16, 2009 in the final AP poll of the season; and Jan. 14, 2013. UofL has been ranked as the No.1 team in the nation in the coaches poll on five occasions, including twice in 2019-20. The other three were in the 1986-87 preseason UPI coaches poll; in the ESPN/USA Today poll on March 15, 2009; and in the final USA Today coaches poll of 2012-13 on April 8, 2013.

## All-Time Finishes in the AP Final Poll Top 15

Team	Top-15 Finishes
Kentucky	49
North Carolina	47
Duke	46
Kansas	39
UCLA	34
<b>Louisville</b>	<b>25</b>
Arizona	25
Cincinnati	20
Michigan	20
Michigan State	20

## RANKED COMPETITION

Louisville has won 45 of its last 106 games against AP ranked opponents, falling to No. 19 Miami on Saturday in its last Top 25 matchup. UofL has a 62-74 record against Top 25 teams over the last 13 years. The Cardinals have been victorious 10 of the last 29 times they have faced an AP top-five foe. UofL has won 23 of its last 57 games when facing Top 10 teams, spanning the last 13 years.

## THE 1K CLUB

Louisville is second to North Carolina for the national lead with 69 all-time 1,000 point scorers. Jordan Nwora (1,294 points in three seasons) was the latest Cardinal to reach that milestone in 2019-20.

## Programs with Most 1,000-Point Career Scorers

Team	1,000-Point Scorers
North Carolina	79
<b>Louisville</b>	<b>69</b>
Duke	67
Villanova	67
Notre Dame	67
Syracuse	65
Kansas	65
Kentucky	60
Ohio State	60

## CARDINALS INK TWO IN EARLY SIGNING PERIOD

Louisville signed a pair of high school prospects in the 2023 class in November's early signing period in Kaleb Glenn and Curtis Williams Jr.

The 6-foot-6 wing forward Glenn is originally from Louisville and spent his first three years of high school at Louisville Male before transferring to La Lumiere School in La Porte, Ind., for his senior season.

"Kaleb is not just a really good player, but a high-character person who can play multiple positions, loves the game and plays it with a passion," Louisville head coach Kenny Payne said. "It will be a joy to coach him and have him be a part of the beginning stages of the culture we want to build. He brings versatility, is an excellent rebounder for a wing and an elite defender, and can play the 2, 3 or 4. He understands the tradition of our program being from Louisville, and it's great to keep one of our own at home."

Glenn averaged 21.6 points and 12.6 rebounds (fifth in the state) last season as a junior at Louisville Male, shooting 64.4% from the field and 36% from deep. He was named Seventh Region Player of the Year and a First-Team All-State selection by the Courier Journal. As a sophomore, he averaged 20.5 points and 12.6 rebounds while shooting 71% from the field. He was named First-Team All-State and a MaxPreps All-American.

The 6-foot-6 guard wing Williams comes to The Ville from Brother Rice High School in Bloomfield Hills, Mich.

"We're blessed to have a kid who brings a winning culture with him like Curtis," Louisville head coach Kenny Payne said. "He will walk into our program understanding what winning takes. He's a versatile guard wing who can play the 1, 2 or the 3, and an excellent defender. He brings a toughness and a fight to the game that we need. He's an elite shooter, but as a player he's more than that. He will bring a great spirit to our program that will be solely about team, work ethic and character. Louisville fans will love him." **Continued on next page**

A longtime starter at Brother Rice, Williams averaged 16.8 points and 7.7 rebounds per game as a junior last year for the Warriors in Detroit's Catholic High School League. He shot 39% from 3-point range and has built a reputation as a lockdown defender while being named a First Team All-CHSL selection.

## CONSISTENT WINNING

Louisville is one of seven Division I schools in the nation that has won 20 or more games in at least 18 of the past 20 seasons on the court. Kansas tops the list with 33 consecutive years, followed by Duke (25 of last 26) and Gonzaga (25). UofL has won at least 20 games in 40 of the last 52 years. UofL has won at least 19 games in 46 of the last 52 years. However, the NCAA's vacation of 123 victories in four of those years (2011-15) negates the official results.

## OFFENSIVE IMPROVEMENT

Over the last 16 games, a span that includes their first three wins of the season, the Cardinals have shown improvement in numerous offensive areas.

### Offensive Improvement Over Last 16 Games

Category	First 9 Games	Last 16 Games
Field-Goal Percentage	37.2%	44.2%
3-Point Percentage	28.8%	36.0%
Points Per Game	56.9	68.0
Assists Per Game	8.0	10.3
Paint Points Per Game	22.4	31.1

## CARDS GET HOT IN MIAMI

The Cardinals shot 57.9% from the field at No. 19/20 Miami, marking the first time Louisville has shot 57% or better against an AP ranked team since a 94-82 win over No. 18 Charlotte on March 3, 2005. It was the first time the Cardinals have shot 57% or better on the road at a ranked team since an 87-72 victory at No. 15 Tulane on Feb. 27, 1992.

## TURNOVERS DOWN, 3-POINTERS UP

Louisville had 13 or fewer turnovers just four times in the first 20 games of the season. The Cardinals have now had 13 or fewer turnovers in four of the last five games. On the other side of the ball, Louisville is averaging 9.0 3-point makes per game in the last six games after averaging just 5.9 made 3s across the first 19 games.

## GRUELING SCHEDULE

The Cardinals recently completed a 16-game stretch that saw them face 12 teams in the top 90 of the KenPom rankings and 15 teams in the top 190. That stretch began in Maui with Arkansas and concluded Jan. 18 with Pittsburgh. From Maui through the end of the regular season, 19 of Louisville's 28 opponents rank in the top 90 in KenPom, while 25 of them rank in the top 195 and 10 of them rank in the top 50. KenPom ranks Louisville's schedule as the 68th-most difficult in the country.

## ONE-POINT LOSSES

Louisville was the first team since at least 1980 to lose its first three games of the season by one point each, according to ESPN Stats & Info. Including last year's 51-50 loss to Virginia in the ACC Tournament, the Cardinals were the first team to lose four straight games overall by one point since Stetson in 1981-82. With a 70-69 loss to Syracuse on Jan. 3, Louisville tied for the most one-point losses ever in a season by an ACC team with four, joining 2014-15 Georgia Tech, 2004-05 Florida State and 1970-71 Wake Forest.

## JACKETS STUNG BY CARDS' DEFENSE

Georgia Tech struggled to just 29.5% shooting overall against Louisville on Feb. 1. It was just the sixth time since the start of the 2019-20 season that the Cardinals have held a team below 30% shooting.

## HITTING THE MARK AGAINST WKU

With a win against Western Kentucky on Dec. 14, Louisville improved to 128-0 since 2004 when leading by more than 10 points at halftime. UofL's last loss when leading by more than 10 at halftime was a 60-58 defeat against Kentucky on Dec. 18, 2004. It was also the Cardinals' 158th straight win when scoring at least 85 points in regulation. Louisville is also now 6-0 all-time when shooting at least 50% from the field, 50% from 3-point range and 90% from the free-throw line. The Cardinals' 94 points against the Hilltoppers were their most in a game in exactly three years.

## NON-CONFERENCE DOMINANCE

UofL has a 246-73 record (.771) against non-conference opponents over the last 22 seasons (includes postseason), including a 178-22 record in home regular season non-conference games. The Cardinals are 98-13 at home in regular season non-conference games over the last 13 seasons.

## ACADEMIC STANDARD

Louisville has received an NCAA Public Recognition Award in seven of the last eight years awarded for ranking among the top 10 percent in men's basketball in the Academic Progress Rate (APR), which measures academic eligibility, retention and graduation for student-athletes. Louisville and Stanford are the only two schools from Power Five conferences that have earned the APR recognition in at least seven of the last eight years. The Cardinals have attained a collective 3.0 GPA in 24 of the last 28 semesters, including a 3.1 cumulative team mark for the Fall 2021 semester.

## NOTABLE ANNIVERSARIES

The 2022-23 season marks notable anniversaries for two of Louisville's Final Four teams. It's the 40th anniversary for UofL's 1983 NCAA Final Four team (32-4 record). Guided by Hall of Fame coach Denny Crum, and captained by Scooter and Rodney McCray, the Cardinals won the Metro Conference title and took down No. 12 Kentucky in overtime in the NCAA Midwest Regional to reach the Final Four, before falling to No. 1 Houston. Louisville was led in scoring that year by Milt Wagner, who's currently the program's Director of Player Personnel and Alumni Relations. Lancaster Gordon, Rodney McCray and Charles Jones also joined Wagner in double figures scoring for that club.

Louisville recognized the 40th anniversary of the 1983 Final Four team on Jan. 7 against Wake Forest with numerous members of the team in attendance, including Wagner, Gordon and the McCray brothers.

This year also marks the 10th anniversary of the Cardinals' 2013 NCAA national championship that was later vacated. Led by another Hall of Fame coach in Rick Pitino and captained by Luke Hancock and Peyton Siva, Louisville barreled its way through the BIG EAST Tournament that season before a thrilling run to the NCAA title. The Cardinals defeated Wichita State in the Final Four and No. 10 Michigan in the championship game before the results were vacated by the NCAA Committee on Infractions. Retired number honoree Russ Smith led that team in scoring at 18.7 points per game, followed by Siva.

Louisville will recognize the 2013 team at the Feb. 18 game vs. Clemson.



## NOTES ON THE CARDINALS

### PEEK AT PERSONNEL

The Cardinals have an even split of seven returning players and seven newcomers on their 2022-23 roster. UofL returns three players who started at least nine games last year in Sydney Curry, El Ellis and Jae'Lyn Withers. They return 32% of their scoring, 31% of their rebounding and 23% of their assists. UofL ranks 338th in the country in Division I experience, according to Ken Pomeroy.

Louisville's newcomers include four transfers and three high school prospects. The high school haul includes two players ranked in the top 100 by multiple recruiting outlets in Kamari Lands (No. 47 by 247 Sports) and Devin Ree (No. 82). Tennessee transfer Brandon Huntley-Hatfield was a five-star, top-25 recruit before attending UT.

### ROSTER FACTS

Per KenPom, UofL is the 13th-tallest team in the country with an average height of 6-6. Louisville has just one player on its roster shorter than 6 feet, 3 inches. The team has seven players who are at least 6-8. The Cardinals represent nine different states, including California, Florida, Indiana, Kentucky, Mississippi, North Carolina, South Carolina, Tennessee and Virginia.

### TRIO OF CAPTAINS

Louisville returners Sydney Curry, El Ellis and Jae'Lyn Withers have been named team captains for the 2022-23 men's basketball season. Although all three players bring experience in a Cardinal uniform, this is the first time as a captain for each member of the trio. Curry and Ellis are in their second year with the program, while Withers – a former ACC All-Freshman Team honoree – is a redshirt junior with two years of playing experience for Louisville.

### CARDS ADD EMMANUEL OKORAFOR TO ROSTER

Louisville announced in January the addition of forward/center Emmanuel Okorafor to the roster for the current 2022-23 season. Okorafor (oh-CORE-uh-FOR), a 6-foot-9 prospect from Lagos, Nigeria, is eligible to compete immediately as a freshman. He made his college debut at Notre Dame on Jan. 28, marking the third-latest debut by a Louisville freshman behind Wayne Blackshear in Game 25 of the 2011-12 season and Brad Morgan in Game 23 of the 2000-01 season.

Okorafor joined NBA Academy Africa in May 2021 and enrolled full-time in March 2022. NBA Academy Africa – one of four NBA academies around the world – is an elite basketball training center in Saly, Senegal, for the top high-school age prospects from across Africa. Last year, Okorafor was one of 12 NBA Academy prospects chosen to participate in the Basketball Africa League's Elevate program. The BAL, a professional league launched by FIBA and the NBA, aims to provide an opportunity for the next generation of African prospects to showcase their talent on a global stage. Okorafor averaged a double-double for BC Espoir Fukash out of the Democratic Republic of the Congo. His statistics were the highest of any BAL Elevate program player in the league.

### OKORAFOR PROVIDES RIM PROTECTION

On Feb. 7, Emmanuel Okorafor blocked four shots in 20 minutes at Pitt. It was the most blocks by a Cardinal since Malik Williams at Seton Hall on Dec. 1, 2018. He was the first Louisville freshman to block at least four shots in a game since Chinanu Onuaku against Savannah State on Nov. 24, 2014.

### WITHERS LIGHTING IT UP

Since 2023 began, redshirt junior forward Jae'Lyn Withers had gone 25-for-48 from 3-point range. It's part of a larger pattern of his much improved outside game this season.

#### Jae'Lyn Withers' 3-Point Shooting by Season

Season	Percentage
2020-21	8-for-21 (38%)
2021-22	15-for-64 (23%)
2022-23	38-for-82 (46%)

### CURRY HITS THE GLASS

Senior forward Sydney Curry grabbed a career-high 19 rebounds against Florida A&M on Dec. 17. It was the most rebounds by a Cardinal since Luke Whitehead grabbed 19 against Marquette on Jan. 31, 2004, and the second-most since at least 1998.

#### Most Rebounds by a Louisville Player Since at Least 1998

Player	Date	Opponent	Rebounds
Ellis Myles	12/1/01	Tennessee State	23
<b>Sydney Curry</b>	<b>12/17/22</b>	<b>Florida A&amp;M</b>	<b>19</b>
Luke Whitehead	1/31/04	Marquette	19
Samuell Williamson	2/1/21	Georgia Tech	18
Chane Behanan	11/15/12	Samford	18
Ellis Myles	2/20/05	Saint Louis	18
Luke Whitehead	2/7/04	UAB	18
Ellis Myles	1/12/02	TCU	18

### ELLIS IN RARE CARDINAL COMPANY

Senior guard El Ellis has 436 points and 119 assists this year. Since 1992, six other Cardinals have finished a season with those numbers. Ellis has just under 30% of ACC play left.

#### Cardinals with at least 436 Points, 119 Assists in a Season Since 1992

Player	Seasons
<b>El Ellis</b>	<b>2022-23</b>
Russ Smith	2013-14
Earl Clark	2008-09
Terrence Williams	2008-09
Francisco Garcia	2003-04, '04-05
Reece Gaines	2002-03
DeJuan Wheat	1995-96, '96-97

### "EL"ITE SCORING LEADERS

#### Most Points Per Game in a Season by a Cardinal since 1992-93

Player	Season	Scoring Average
Reece Gaines	2001-02	21.0 ppg
Russ Smith	2012-13	18.7 ppg
Russ Smith	2013-14	18.2 ppg
Clifford Rozier	1993-94	18.1 ppg
Jordan Nwora	2019-20	18.0 ppg
Reece Gaines	2002-03	17.9 ppg
DeJuan Wheat	1995-96	17.7 ppg
Marques Maybin	2000-01	17.7 ppg
<b>El Ellis</b>	<b>2022-23</b>	<b>17.4 ppg</b>
DeJuan Wheat	1996-97	17.3 ppg
Terry Rozier	2014-15	17.1 ppg
Taquan Dean	2005-06	17.1 ppg
Jordan Nwora	2018-19	17.0 ppg
Carlik Jones	2020-21	16.8 ppg



## ELLIS JOINS GRIFF IN PARTY OF TWO

Senior guard El Ellis tallied 33 points and five assists in a 93-85 road loss at No. 19/20 Miami on Feb. 11. Ellis is the first Cardinal with at least 33 points and five assists in a game since Darrell Griffith did so against Iowa in the 1980 Final Four. Ellis and Griffith are also the only two Cardinals to record multiple 30-point, five-assist games in a single season.

## ELLIS' MEMORABLE DOUBLE-DOUBLE

Senior guard El Ellis put together the best game of his career on Dec. 14 against Western Kentucky with a career-high 30 points and 10 assists. It was the 19th 30-point double-double in Louisville history and just the second ever to include 10 assists (first since Reece Gaines in 2002). It was also the first Louisville double-double with points and assists since Darius Perry recorded 10 points and 12 assists against Youngstown State in 2019.

### 30-Point Double-Doubles in Louisville Basketball History

Player	Date	Opponent	Statistics
<b>El Ellis</b>	<b>12/14/22</b>	<b>Western Kentucky</b>	<b>30 pts, 10 asts</b>
Jordan Nwora	1/16/19	Boston College	32 pts, 10 rebs
Chane Behanan	2/9/13	at Notre Dame	30 pts, 15 rebs
Reece Gaines	3/6/02	TCU	30 pts, 10 asts
Luke Whitehead	12/8/01	Murray State	30 pts, 10 rebs
Dwayne Morton	1/4/94	George Mason	31 pts, 12 rebs
Clifford Rozier	12/11/93	Eastern Kentucky	32 pts, 13 rebs
Larry Williams	2/25/78	Memphis	31 pts, 13 rebs
Junior Bridgeman	3/15/75	Rutgers	36 pts, 11 rebs
Allen Murphy	3/17/73	American	36 pts, 11 rebs
Al Vilcheck	2/11/71	at Wichita State	31 pts, 21 rebs
Al Vilcheck	12/1/70	at Vanderbilt	31 pts, 13 rebs
Mike Grosso	2/25/70	Georgetown College	33 pts, 16 rebs
Wes Unseld	3/4/68	Bellarmine	30 pts, 23 rebs
Wes Unseld	12/9/67	at Northwestern	36 pts, 15 rebs
Wes Unseld	12/1/67	Georgetown College	45 pts, 29 rebs
Butch Beard	12/23/66	La Salle	34 pts, 14 rebs
Wes Unseld	12/17/66	Dayton	31 pts, 19 rebs
Wes Unseld	3/12/66	Boston College	35 pts, 26 rebs

## EL STEALS THE SHOW

El Ellis had 20 total steals in his first 45 games as a Cardinal – including all of last season and the first 13 games of this year – for an average of 0.4 per game. He now has 17 steals in Louisville's last 12 games, an average of 1.4 per game, and has at least one steal in 13 of the last 16 games.

## TRAYNOR EXTENDS HIS RANGE

Junior forward JJ Traynor has made twice as many 3-pointers in 25 games this season (14 of 55, .255) than he did in his first two full seasons combined (7 of 16).

## LANDS NEAR-PERFECT FROM THE STRIPE

Freshman forward Kamari Lands has made 26 of 28 free throws across the last 16 games. Lands has made 43 of 46 free throws overall this season (93.5%), making him one of five players in the country – and one of two freshmen – shooting 93% or better from the stripe on at least 45 attempts.

## HUNTLEY-HATFIELD SIDELINED BY FOOT INJURY

Sophomore forward Brandon Huntley-Hatfield has missed the last eight games with a foot injury. He leads the team with 6.0 rebounds per game and is averaging 7.5 points per contest. Before the injury, Huntley-Hatfield had made 16 of 25 total shots from the field (64%) in his last five games played.

## NEW YEAR, NEW MIKE

Kenny Payne has challenged Mike James to play more aggressively and with confidence, a challenge that James has met in recent games. Since the calendar turned to 2023, James' statistics have seen a sharp uptick.

### Mike James' Recent Improvement

Statistic	First 14 Games (2022)	Last 11 Games (2023)
Points Per Game	6.9	12.4
Rebounds Per Game	3.0	3.6
FG Shooting	31-71 (44%)	47-105 (45%)
3PT Shooting	9-29 (31%)	20-49 (41%)
Shot Attempts Per Game	5.1	9.5

## PHENOMENAL FRESHMAN

Mike James is the first Louisville freshman to score at least 17 points in three straight games since DeJuan Wheat did it in three straight games from Dec. 29, 1993, to Jan. 4, 1994. James was named ACC Rookie of the Week on Jan. 9 after averaging 21.5 points, 6.0 rebounds and 1.5 steals across two games against Syracuse and Wake Forest.

## WIDE A-WAKE

Mike James tallied a career-high 24 points and eight rebounds against Wake Forest on Jan. 7. His 24 points are tied for the second-most by an ACC freshman this season, and they're the most by a Louisville freshman since V.J. King in 2017. James is only the fifth UofL freshman since 1952 to have a game with at least 24 points and eight rebounds.

### Louisville Freshmen with 24 Points, 8 Rebounds in a Game Since 1952

Player	Game/Date	Stats
Mike James	vs. Wake Forest, Jan. 7, 2023	24 points, 8 rebounds
Juan Palacios	vs. IUPUI, Dec. 21, 2004	25 points, 10 rebounds
Samaki Walker	at Dayton, Dec. 29, 1994	25 points, 8 rebounds
Pervis Ellison	vs. Duke, March 31, 1986	25 points, 11 rebounds
Larry Williams	vs. Drake, Jan. 17, 1976	28 points, 15 rebounds

## JAMES MAKES BIG FIRST IMPRESSION

Mike James scored 16 points with three made 3-pointers against Bellarmine on Nov. 9 in his first college game. It was the fifth-most points ever by a Cardinal freshman in their debut.

### Most Points by a Louisville Freshman in Their Debut

Player	First Game	Debut Points
Jerry Smith	vs. Northwestern State, 11/18/06	24
Marques Maybin	vs. Hofstra, 11/27/07	22
Samardo Samuels	vs. Morehead State, 11/22/09	18
Darius Perry	vs. George Mason, 12/12/17	17
<b>Mike James</b>	<b>vs. Bellarmine, 11/9/22</b>	<b>16</b>
Felton Spencer	vs. Northeastern, 11/28/86	15
Billy Thompson	vs. Florida, 11/26/82	15

## LIKE FATHER, LIKE SON

The Cardinals have three players on the roster whose fathers also played for Louisville. Junior forward JJ Traynor's father Jason Osborne played two years at UofL (1993-95) and was a McDonald's All-American at Louisville Male High School, where he was Kentucky's Mr. Basketball in 1993. Junior guard Ashton Myles-Devore's father Ellis Myles was the starting center on Louisville's 2004-05 NCAA Final Four team that achieved a 33-5 record. El-lis averaged 10.4 points and 9.2 rebounds as a senior that season for the Cardinals and ranks sixth in career rebounding with 998 boards while also scoring 1,045 points. Graduate senior Zan Payne is also the son of head coach Kenny Payne, a former UofL standout and 1986 national champion.

## NOTES ON THE COACHING STAFF

### PAYNE STANDS ALONE

Louisville head coach Kenny Payne is the only Division I men's basketball head coach in the country who was selected in the NBA Draft, as well as won a national championship as a player and a coach. Payne was selected 19th overall by the Philadelphia 76ers in 1989, which followed him winning the 1986 national championship as a player at Louisville. Later in his career, he won a national title in 2012 as an assistant at Kentucky.

### THE MOST UNIQUE STAFF IN AMERICA

Louisville is believed to be the only program in the country with three coaches (head coach and assistants) who were NBA Draft picks and won a national championship as players. In addition to Payne, that list includes associate head coach Danny Manning – a national champion as a player at Kansas in 1988 and the No. 1 overall pick in the '88 draft – and assistant coach Nolan Smith, a national champion as a player at Duke in 2010 and the 21st-overall pick in 2011. Manning's impressive basketball résumé also includes being a member of the Collegiate Basketball Hall of Fame, a two-time first-team All-American, a two-time NBA All-Star, 1998 NBA Sixth Man of the Year, a three-time Division I head coach and an Olympian.

### PAYNE'S NBA PIPELINE

During Kenny Payne's 15 years as a college assistant at Kentucky and Oregon, 39 players on his teams were selected in the NBA Draft. That includes 23 lottery picks and two overall No. 1 draft picks. Before coming to Louisville, he spent two years as an assistant with the New York Knicks. In his first season, they went 41-31 and finished fourth in the Eastern Conference, a 20-win improvement from the year before.

### CARDS IN SMITH'S DNA

Assistant coach Nolan Smith's father Derek Smith was a member of Louisville's 1980 NCAA Championship team and is seventh in career scoring at UofL with 1,826 points. Derek, who passed away on Aug. 9, 1996, is one of 20 Honored Jersey recipients for the Cardinals and is a member of the UofL Hall of Fame. Smith was the leading scorer (15.7 ppg) on Louisville's 1982 NCAA Final Four team. He played nine years in the NBA from 1982-91 and scored 5,232 career points in the league. **Photo of Derek Smith below.**



### WAGNER RETURNS HOME

Milt Wagner, a top 10 career basketball scorer for Louisville whose honored jersey hangs in the KFC Yum! Center, joined the Cardinals' staff as Director of Player Development and Alumni Relations in May. One of the most prolific scorers in UofL history during his career from 1981-86, Wagner ranks sixth all-time in scoring with 1,834 career points. A starter on the Cards' 1986 NCAA Championship team, UofL reached three NCAA Final Fours (1982, 1983, 1986) and participated in the NCAA Sweet Sixteen in all four of his playing seasons. Wagner was selected by the Dallas Mavericks in the second round of the 1986 NBA Draft with the 35th overall pick and played professional basketball for 13 years in various professional leagues, including as a member of the 1988 NBA Championship Los Angeles Lakers.



### POSTSEASON PROWESS

Kenny Payne is in his first year as a head coach, but he's no stranger to the NCAA Tournament. In addition to winning a national championship as a player at Louisville in 1986, Payne made 10 trips to the NCAA Tournament as an assistant at Kentucky and Oregon, including seven Elite Eight appearances, four Final Fours and the 2012 national title with the Wildcats.

### NCAA DOMINANCE

Not only have Payne and his staff competed in the NCAA Tournament as players and coaches, but they've advanced and won at a high rate. Kenny Payne, Danny Manning, Nolan Smith and Josh Jamieson have made 42 total NCAA appearances as players and coaches, with 30 trips to at least the Sweet 16. In those 42 appearances, the four coaches have a combined record of 110-37 (70.1%). Payne has made 13 NCAA trips as a player and a coach, with 11 visits to the Sweet 16 or better and a 41-11 record (78.8%).

### FATHER-SON DUOS

Kenny Payne will be coaching his son, graduate senior guard/forward Zan Payne, this year after Zan transferred from Kentucky, where he previously played under his father as an assistant. Coming into the 2022-23 season, there are 22 pairs of father-son, coach-player duos in basketball this season.

Arizona State	Bobby Hurley	Bobby Hurley
Boise State	Leon Rice	Kade/Max Rice
UConn	Dan Hurley	Andrew Hurley
Detroit Mercy	Mike Davis	Antoine Davis
Drake	Darian DeVries	Tucker DeVries
Illinois-Chicago	Luke Yaklich	Griffin Yaklich
Iowa	Fran McCaffery	Connor/Patrick McCaffery
Liberty	Ritchie McKay	Gabriel McKay
Louisville	Kenny Payne	Alexander Payne
Memphis	Penny Hardaway	Jayden Hardaway
Michigan	Juwan Howard	Jace/Jett Howard
Michigan State	Tom Izzo	Steven Izzo
Miss. Valley St.	Lindsey Hunter	Caleb Hunter
Nebraska	Fred Hoiberg	Sam Hoiberg
Oklahoma	Porter Moser	Jacob Moser
USC Upstate	Dave Dickerson	Dave Dickerson III
Southern	Sean Woods	DeSean Woods
Utah State	Ryan Odom	Connor Odom
Western Illinois	Rob Jeter III	Rob Jeter IV
WKU	Rick Stansbury	Noah Stansbury

## DENNY CRUM HALL OPENS

Denny Crum Hall made possible by L&N Federal Credit Union, a new residence hall on campus, officially opened for the Fall 2022 semester. The residence hall houses student-athletes from men's basketball, women's basketball and women's lacrosse, as well as other UofL students. Named after the Cardinals' former Hall of Fame men's basketball coach, the facility is located directly across Floyd Street from the Planet Fitness Kueber Center, the training home of the three sports housed in the new residence hall.

The five-story, 67-unit facility includes 128 beds, of which UofL Athletics will guarantee occupancy for 63 to remain within the NCAA requirement of no more than 50% of the beds being occupied by student-athletes. UofL Athletics will also guarantee an additional 10 beds to be used by team managers and graduate assistants.

The residence hall will also serve as a Living Learning Community (LLC) to bolster its sports administration program and others that involve athletic excellence from a business and operations standpoint. With the LLC including many athletes in action, it offers unparalleled opportunities for athletes and students to work together to innovate in the field of sports.

Each apartment features a full kitchen with cabinets, island, solid surface counters, refrigerator, kitchen sink, cooking range, dishwasher, and microwave. Additional features include a single stack-style washer and dryer in each apartment, furnished common living space, and access to a private bedroom, restroom and closet for every occupant.

Shared amenities on the first floor include:

- A common kitchen and dining area adjacent to the lobby
- A common area in the lobby with a 164-inch video wall capable of showing up to four screens
- Another media lounge with a 198-inch video wall capable of showing two screens
- A study lounge with a private tutoring area
- A gaming wing with billiards, Pop-A-Shot, arcade games and other games

Each floor of the residence hall includes multi-purpose rooms, including a Muhammad Ali-themed space on the second floor, as well as an outdoor patio deck on the fifth level. There's also an outdoor deck attached to the Ali room that wraps around with a great view of the Kueber Center and Cardinal Stadium.



## LOUISVILLE'S IARP DECISION

The University of Louisville on Nov. 3 received its decision from the Independent Accountability Resolution Process (IARP) in regard to its case involving the men's basketball program.

### Core Penalties:

University of Louisville

**Decision did not include a postseason ban or scholarship reduction.**

- A \$5,000 fine (**the lowest financial penalty permitted by Bylaw 19.9.5.2 for a Level I-Mitigated case**)
- Two-week ban on unofficial visits during the 2022-23 academic year.
- Additional two-week ban on recruiting communication (telephone and written correspondence) during the 2022-23 academic year.
- Seven-day reduction in the number of recruiting person days for the 2022-23 academic year.
- Two years of probation, from November 3, 2022, to November 2, 2024 (**lowest penalty permitted for a Level I-Mitigated case**).

Former Assistant Coach No. 1

- A two-year show-cause order

Former Associate Head Coach

- A two-year show-cause order precluding his attendance and evaluation at any of the permissible live activity events in the spring and summer evaluation periods during the show-cause order period.

### Additional Penalties:

- Public reprimand and censure.
- Probation will be publicized by the NCAA on its website, in appropriate publications, and in NCAA championship game programs of the involved sports.
- Graduate assistant managers and other noncoaching staff members are restricted from participation in any on-court practice activities for 10 Louisville men's basketball practices during the 2022-23 playing and practice season.
- Louisville's men's basketball program is restricted from showing personalized recruiting videos to prospective student-athletes during the remainder of the 2022-23 recruiting calendar.

**Additional information on the ruling, including the IARP's decision and press release, can be accessed online at the following link: <https://uofl.me/3zJhvfJ>**

**Watch UofL's press conference: <https://youtu.be/OVCnmPOQ2m0>**



## MISCELLANEOUS STATS

	2022-23	Career
<b>10+ POINT GAMES</b>		
El Ellis	21	34
Jae'Lyn Withers	11	28
Mike James	8	8
Brandon Huntley-Hatfield	7	7
Sydney Curry	6	13
Kamari Lands	6	6
JJ Traynor	3	4
Hercy Miller	1	1
<b>20+ POINT GAMES</b>		
El Ellis	10	12
Mike James	1	1
Sydney Curry	0	3
Jae'Lyn Withers	0	2
<b>30+ POINT GAMES</b>		
El Ellis	2	2
<b>10+ REBOUND GAMES</b>		
Brandon Huntley-Hatfield	3	3
Jae'Lyn Withers	2	8
Sydney Curry	1	5
<b>10+ ASSIST GAMES</b>		
El Ellis	1	1
<b>DOUBLE-DOUBLES</b>		
Jae'Lyn Withers	2	5
Brandon Huntley-Hatfield	2	2
Sydney Curry	1	4
El Ellis	1	1
<b>TRIPLE-DOUBLES</b>		
<b>GAMES LED UofL IN SCORING</b>		
El Ellis	15	20
Jae'Lyn Withers	4	7
Mike James	4	4
Sydney Curry	2	7
Kamari Lands	1	1
Brandon Huntley-Hatfield	1	1
<b>GAMES LED UofL IN REBOUNDING</b>		
Jae'Lyn Withers	11	24
Brandon Huntley-Hatfield	7	7
Sydney Curry	5	12
Emmanuel Okorafor	2	2
Mike James	1	1
JJ Traynor	0	1
Roosevelt Wheeler	0	1
<b>GAMES LED UofL IN ASSISTS</b>		
El Ellis	25	30
JJ Traynor	1	2
Brandon Huntley-Hatfield	1	1
Mike James	1	1
Roosevelt Wheeler	0	1
<b>GAMES LED UofL IN BLOCKED SHOTS</b>		
Brandon Huntley-Hatfield	8	8
Jae'Lyn Withers	7	18
Mike James	6	6
JJ Traynor	5	10
Sydney Curry	5	7
Emmanuel Okorafor	3	3
Roosevelt Wheeler	2	5
Kamari Lands	2	2
Devin Ree	1	1
El Ellis	1	1
<b>GAMES LED UofL IN STEALS</b>		
El Ellis	10	14
Jae'Lyn Withers	8	15
Mike James	6	6
Kamari Lands	6	6
Brandon Huntley-Hatfield	5	5
JJ Traynor	4	6
Fabio Basili	4	4
Roosevelt Wheeler	2	3
Sydney Curry	1	2
Devin Ree	1	1

\*career includes Louisville games only

## LOUISVILLE RECORD BY SITUATION

CATEGORY	2021-22	2022-23
All games	13-19	3-22
Conference games	6-14	1-13
Non-con/postseason games	7-5	2-9
Home	8-8	3-11
Away	2-10	0-8
Neutral site	3-1	0-3
vs. Top 10 Opponents	0-1	0-1
vs. Top 25 opponents	0-2	0-5
vs. Unranked opponents	13-17	3-17
Winning the tip	5-9	0-10
Losing the tip	8-10	3-12
Scoring first	9-11	2-6
Opponent scores first	4-8	1-16
Leading at halftime	12-4	3-3
Trailing at halftime	1-14	0-19
Tied at halftime	0-1	0-0
Leading with 5:00 to play	12-2	3-2
Trailing with 5:00 to play	1-16	0-20
Tied with 5:00 to play	0-1	0-0
In overtime	0-2	0-0
Games decided by ≤3 pts.	2-1	0-5
Games decided by 4-10 pts.	6-11	2-4
Games decided by 11+ pts.	5-7	1-13
Shooting 50% or higher	2-1	1-3
Shooting 40-49%	9-10	2-9
Shooting less than 40%	2-8	0-10
Opp. shooting 50% or higher	0-6	0-10
Opp. shooting 40-49%	7-11	1-11
Opp. shooting less than 40%	6-2	2-1
Make more 3FG than opp.	8-8	1-8
Make fewer 3FG than opp.	4-8	1-13
3FG made are even	1-3	1-1
Attempt more FT than opp.	10-2	3-9
Attempt fewer FT than opp.	2-17	0-12
FT attempts are even	1-0	0-1
More rebounds than opp.	10-4	2-8
Fewer rebounds than opp.	2-14	1-13
Rebounds are even	1-1	0-1
More assists than opp.	11-2	1-3
Fewer assists than opp.	1-16	0-19
Assists are even	1-1	2-0
Commit more TOs than opp.	9-11	2-19
Commit fewer TOs than opp.	4-5	0-2
Turnovers are even	0-3	1-1
Scoring 100+ points	0-0	0-0
Scoring 90-99 points	0-0	1-0
Scoring 80-89 points	2-1	0-1
Scoring 70-79 points	8-5	0-4
Scoring 60-69 points	3-7	2-9
Scoring fewer than 60 points	0-6	0-8
Allowing 100+ points	0-0	0-0
Allowing 90-99 points	0-3	0-2
Allowing 80-89 points	0-3	1-8
Allowing 70-79 points	2-8	0-10
Allowing 60-69 points	8-4	0-2
Allowing fewer than 60 pts.	3-1	2-0
Following a win	4-8	1-2
Following a loss	7-11	2-20
More bench points than opp.	10-15	3-11
Fewer bench pts. than opp.	3-3	0-11
Bench points are even	0-1	0-0
in November	5-1	0-7
in December	3-3	2-5
in January	3-6	0-7
in February	1-6	1-3
in March	1-3	0-0
on Monday	1-2	0-1
on Tuesday	3-2	0-6
on Wednesday	3-5	2-5
on Thursday	1-0	0-1
on Friday	0-1	0-0
on Saturday	4-7	1-8
on Sunday	1-0	0-1



## LAST TIME IT HAPPENED (TEAM)

### A LOUISVILLE TEAM:

<b>Was ranked</b>	<b>1/25/21</b>
Associated Press Poll (No. 25), Coaches Poll (No. 23)	
<b>Received votes in a national poll</b>	<b>11/29/21</b>
Associated Press Poll (RV)	
<b>Played a ranked team</b>	<b>2/11/23</b>
(L) 93-85 at No. 19/20 Miami	
<b>Beat a ranked team</b>	<b>1/6/21</b>
(W) 73-71 vs. No. 19/20 Virginia Tech	
<b>Won 5+ straight</b>	<b>12/22/20 - 1/13/21 (5)</b>
<b>Won 10+ straight</b>	<b>1/7/20 - 2/8/20 (10)</b>
<b>Won 15+ straight</b>	<b>2/14/13 - 11/23/13 (21)</b>
<b>Won 20+ straight</b>	<b>2/14/13 - 11/23/13 (21)</b>
<b>Lost 5+ straight</b>	<b>12/20/22 - 1/28/23 (10)</b>
<b>Scored 100 pts</b>	<b>11/13/18</b>
(W) 104-54 vs. Southern	
<b>Scored 100 pts on the road</b>	<b>1/24/17</b>
(W) 106-51 at Pittsburgh	
<b>Scored 100 pts and lost</b>	<b>2/9/13</b>
(L) 104-101 (5OT) at No. 25/RV Notre Dame	
<b>Allowed 100 pts</b>	<b>2/9/13</b>
(L) 104-101 (5OT) at No. 25/RV Notre Dame	
<b>Allowed 100 pts at home</b>	<b>2/11/01</b>
(L) 106-72 vs. Charlotte	
<b>Allowed 100 pts and won</b>	<b>3/4/74</b>
(W) 117-107 vs. Illinois State	
<b>Scored fewer than 50 pts</b>	<b>11/22/22</b>
(L) 70-38 vs. #21/20 Texas Tech	
<b>Allowed fewer than 50 pts</b>	<b>11/25/20</b>
(W) 79-44 vs. Evansville	
<b>Scored 60 points in a half</b>	<b>12/5/15</b>
(W) 111-63 vs. Grand Canyon	
<b>Allowed 60 points in a half</b>	<b>12/20/97</b>
(L) 94-86 vs. Georgia Tech	
<b>Scored fewer than 20 pts in a half</b>	<b>11/22/22</b>
(L) 70-38 vs. #21/20 Texas Tech (13 pts, first half)	
<b>Allowed fewer than 20 pts in a half</b>	<b>11/25/20</b>
(W) 79-44 vs. Evansville	
<b>Grabbed 60 or more rebounds</b>	<b>11/17/14</b>
(W) 88-39 vs. Jacksonville State	
<b>Allowed 60 or more rebounds</b>	<b>1/4/94</b>
(W) 132-87 vs. George Mason	
<b>Back-to-back 20-point wins</b>	<b>2020</b>
11/29/20 • (W) 86-64 vs. Prairie View A&M	
12/1/20 • (W) 75-54 vs. Western Kentucky	
<b>30-point win</b>	<b>11/25/20</b>
(W) 79-44 vs. Evansville	
<b>Back-to-back 30-point wins</b>	<b>2016</b>
12/10/16 • (W) 102-71 vs. Texas Southern	
12/17/16 • (W) 87-56 vs. Eastern Kentucky	
<b>40-point win</b>	<b>12/5/18</b>
(W) 86-41 vs. Central Arkansas	
<b>Back-to-back 40-point wins</b>	<b>2012</b>
12/4/12 • (W) 80-38 at College at Charleston	
12/8/12 • (W) 99-47 vs. Missouri-Kansas City	
<b>50-point win</b>	<b>11/13/18</b>
(W) 104-54 vs. Southern	

<b>60-point win</b>	<b>11/24/14</b>
(W) 87-26 vs. Savannah State	
<b>70-point win</b>	<b>12/2/44</b>
(W) 99-27 vs. Georgetown College	
<b>30-point loss</b>	<b>11/22/22</b>
(L) 70-38 vs. Texas Tech	
<b>Played in OT game</b>	<b>2/1/22</b>
(L) 90-83 (OT) vs. North Carolina	
<b>Played in a 2OT game</b>	<b>1/16/18</b>
(W) 82-78 (2OT) at Notre Dame	
<b>Played in a 3OT game</b>	<b>2/9/13</b>
(L) 104-101 (5OT) at No. 25/RV Notre Dame	
<b>Played in back-to-back OT games</b>	<b>2018</b>
11/23/18 • (L) 77-74 (OT) vs. Marquette	
11/27/18 • (W) 82-78 (OT) vs. No. 9/8 Michigan State	
<b>Had 5 players in double figures</b>	<b>12/14/22</b>
(W) 94-83 vs. Western Kentucky	
<b>Had 6 players in double figures</b>	<b>2/5/20</b>
(W) 86-76 vs. Wake Forest	
<b>Had 7 players in double figures</b>	<b>12/17/11</b>
(W) 95-87 vs. Memphis	
<b>Had 8 players in double figures</b>	<b>Never</b>
Has not happened	
<b>Had 2 double-figure rebounders</b>	<b>11/27/21</b>
Malik Williams (12) and Jae'Lyn Withers (11) vs. Maryland	
<b>Had two 20-point scorers</b>	<b>1/7/23</b>
Mike James (24) and El Ellis (20) vs. Wake Forest	
<b>Had three 20-point scorers</b>	<b>12/9/14</b>
(W) 94-74 vs. Indiana	
<b>Had two 25-point scorers</b>	<b>12/27/10</b>
Preston Knowles (31) and Kyle Kuric (25) vs. Morgan State	
<b>Had 15+ 3FGs</b>	<b>2/1/22</b>
15-of-35 vs. North Carolina	
<b>Allowed 15+ 3FGs</b>	<b>2/7/23</b>
17-of-31 at Pitt	
<b>Held opponent under 35.0% shooting</b>	<b>2/1/23</b>
29.5% (18-of-61) vs. Georgia Tech	
<b>Recorded 25+ assists</b>	<b>12/31/13</b>
28 at Central Florida	
<b>Recorded 10+ blocks</b>	<b>3/7/18</b>
10 vs. Florida State	
<b>Recorded 15+ blocks</b>	<b>12/6/17</b>
15 vs. Siena	
<b>Committed fewer than 5 TOs</b>	<b>3/6/21</b>
3 vs. No. 21/20 Virginia	
<b>Committed 25+ TOs</b>	<b>1/31/09</b>
26 vs. West Virginia	
<b>Forced 25+ TOs</b>	<b>12/5/14</b>
25 vs. Florida International	
<b>Shot 60% from the field</b>	<b>11/29/20</b>
60.9% (28-of-46) vs. Prairie View A&M	
<b>Shot 70% from the field</b>	<b>02/27/93</b>
70.0% (35-of-50) vs. No. 16/17 Tulane	
<b>Shot 90% from FT line (min. 10)</b>	<b>2/1/20</b>
90.9% (10-of-11) at North Carolina State	

## LAST TIME IT HAPPENED (INDIVIDUAL)

### A LOUISVILLE INDIVIDUAL:

<b>Scored 25 pts</b>	<b>2/11/23</b>
El Ellis (33) at No. 19/20 Miami	
<b>Scored 30 pts</b>	<b>2/11/23</b>
El Ellis (33) at No. 19/20 Miami	
<b>Scored 40 pts</b>	<b>3/14/14</b>
Russ Smith (42) vs. Houston	
<b>Scored 50 pts</b>	<b>Never</b>
Record is 45 by Wes Unseld vs. Georgetown College, 12/1/67	
<b>Scored 20 pts in a half</b>	<b>2/1/22</b>
El Ellis (20, 2nd half) vs. North Carolina	
<b>Had 15 rebounds</b>	<b>12/17/22</b>
Sydney Curry (19) vs. Florida A&M	
<b>Had 20 rebounds</b>	<b>12/1/01</b>
Ellis Myles (23) vs. Tennessee State	
<b>Had 25 rebounds</b>	<b>1/17/70</b>
Mike Grosso (26) vs. Stetson	
<b>Had 20 pts and 20 rebs</b>	<b>2/27/88</b>
Pervis Ellison (21 pts, 22 rebs) at Virginia Tech	
<b>Had 10 assists</b>	<b>12/14/22</b>
El Ellis (10) vs. Western Kentucky	
<b>Had 5 blocks</b>	<b>3/7/18</b>
Anas Mahmoud (5) vs. Florida State	
<b>Had 5 steals</b>	<b>11/12/22</b>
Jae'Lyn Withers (5) vs. Wright State	
<b>Had a double-double</b>	<b>2/1/23</b>
Jae'Lyn Withers (19 pts, 13 rebs) vs. Georgia Tech	
<b>Two players had a double-double</b>	<b>2/1/21</b>
David Johnson (24 p, 10r), Samuel Williams (20 p, 18r) vs. Georgia Tech	
<b>Had a triple-double</b>	<b>1/19/08</b>
Terrence Williams (10 pts, 10 rebs, 10 asts) at Seton Hall	
<b>Had a four-point play</b>	<b>2/5/20</b>
Ryan McMahon vs. Wake Forest	

### AN OPPOSING INDIVIDUAL:

<b>Scored 30 pts</b>	<b>12/10/21</b>
David Jones, DePaul (33)	
<b>Scored 40 pts</b>	<b>1/11/17</b>
Jamel Artis, Pittsburgh (43)	
<b>Scored 20 pts in a half</b>	<b>1/8/22</b>
Caleb Mills, Florida State (23, 1st half)	
<b>Had 15 rebounds</b>	<b>1/14/23</b>
Armando Bacot, North Carolina (16)	
<b>Had 20 rebounds</b>	<b>2/1/22</b>
Armando Bacot, North Carolina (22)	
<b>Had 20 pts and 20 rebs</b>	<b>11/23/94</b>
Dwayne Whitfield, Jackson State (24 pts, 21 rebs)	
<b>Had 10 assists</b>	<b>1/18/23</b>
Jamarius Burton, Pitt (11)	
<b>Had 5 blocks</b>	<b>2/7/23</b>
Guillermo Diaz Graham, Pitt (5)	
<b>Had 5 steals</b>	<b>1/14/23</b>
Caleb Love, North Carolina (5)	
<b>Had a double-double</b>	<b>2/4/23</b>
Matthew Cleveland, Florida State (15 pts, 10 rebs)	

## TOP LOUISVILLE EFFORTS SINCE 2002-03

**Longest winning streak (single-season):** 17 games (2002-03)

**Longest winning streak (multiple-season span):** 21 games (last 16 G of 2012-13, first 5 G of 2013-14)

**Longest conference winning streak:** 10, three times -- 2008-09, 2012-13, & 2019-20 seasons

**Longest losing streak:** 10 games (2022-23)

**Longest conference losing streak:** 10 games (2022-23)

**Most points scored in a game:** 114 vs. Western Kentucky, 12-22-10 (UL 114, WKU 82)

**Fewest points scored in a game:** 38 vs. #21/20 Texas Tech, 11-22-22 (TTU 70, UL 38)

**Most points allowed in a game:** 104 vs. Notre Dame, 2-9-13 (UND 104, UL 101, 5 ot)

**Fewest points allowed in a game:** 26 vs. Savannah State, 11-24-14 (UL 87, SSU 26)

**Fewest points allowed in a conference game:** 31 vs. Rutgers, 3-13-14 (UL 92, RU 31)

**Largest margin of victory:** 64 vs. Morehead St., 12-27-04 (UL 104, USA 40)

**Largest margin of victory in a conference game:** 61 vs. Rutgers, 3-13-14 (UL 92, RU 31)

**Largest losing margin:** 37 at Wisconsin, 12-19-20 (UW 85, UL 48)

**Fewest points scored in a win:** 45 vs. Cleveland State, 11-26-14 (UL 45, CSU 33)

**Most points allowed in a win:** 90 vs. Virginia Tech, 2-18-17 (UL 94, VT 90)

**Most points scored in a loss:** 101 vs. Notre Dame, 2-9-13 (UND 104, UL 101, 5 ot)

**Fewest points allowed in a loss:** 52 vs. Drexel, 12-14-10 (DU 52, UL 46); vs. Syracuse, 2-13-12 (SU 52, UL 51); vs. Virginia, 2-17-15 (UVa 52, UL 47)

**Largest deficit overcome to win a game:** 20 vs. West Virginia, 3-26-05 (UL 18, WVU 38)

**Largest lead given up in a loss:** 23 vs. Duke, 2-12-19 (UL 59, DU 36)

**Highest shooting percentage:** .667 vs. North Carolina Central, 11-17-19 (UL 87, UNCC 58)

**Highest shooting percentage in a conference game:** .652 vs. Pittsburgh, 1-25-15 (UL 80, Pitt 68)

**Lowest shooting percentage:** .224 vs. #21/20 Texas Tech, 11-22-22 (TTU 70, UL 38)

**Lowest shooting percentage in a conference game:** .259 vs. Syracuse, 2-20-19 (Syracuse 69, UL 49)

**Highest 3-point percentage:** .778 vs. Memphis, 2-4-04 (UL 58, UM 62)

**Highest 3-point percentage in a conference game:** .778 vs. Memphis, 2-4-04 (UL 58, UM 62)

**Lowest 3-point percentage:** .000 vs. Pittsburgh, 2-11-15 (UL 69, Pitt 56)

**Lowest 3-point percentage in a conference game:** .000 vs. Pittsburgh, 2-11-15 (UL 69, Pitt 56)

**Most 3-pointers:** 22 vs. Hartford, 11-17-07 (UL 104, UH 69)

**Free throws made:** 42 vs. Nicholls, 11-8-18 (in 55 attempts; UL 85, NSU 72)

**Most assists:** 34 vs. VMI, 12-23-04 (UL 107, VMI 56)

**Most blocked shots:** 18 vs. Holy Cross, 12-7-03 (UL 56, HC 40)



# HEAD COACH KENNY PAYNE

**CAREER RECORD: 3-22 (FIRST SEASON)**  
**RECORD AT LOUISVILLE: 3-22 (FIRST SEASON)**

## KENNY PAYNE FILE

### PERSONAL

**Born:** Nov. 25, 1966

**Hometown:** Laurel, Miss.

**Alma Mater:** Louisville (finished career in 1989, graduated in 2003)

**Wife:** Michelle

**Children:** Alexis and Alexander (Zan)

### COACHING CAREER

**2004-09:** Oregon (Assistant Coach)

**2010-14:** Kentucky (Assistant Coach)

**2014-20:** Kentucky (Associate Head Coach)

**2020-22:** New York Knicks (Assistant Coach)

**2022-present:** Louisville (Head Coach)

Kenny Payne, a veteran college and NBA coach with seventeen years of coaching experience and a former Cardinal basketball great, was named the new head men's basketball coach at the University of Louisville on March 18, 2022.

Payne most recently served as an assistant coach with the NBA's New York Knicks after 15 years as a college assistant or associate head coach with both the University of Oregon and the University of Kentucky.

Payne's contract with the Cardinals will be for six years, extending through the 2027-28 season. He is just the sixth head coach to guide the Cardinals in the last 48 years, following Denny Crum (1971-2001), Rick Pitino (2001-17), David Padgett (2017-18, interim), Chris Mack (2018-22) and Mike Pegues (2021-22, interim). Payne is the 23rd head coach in Louisville's 108-year history, the ninth in the past 77 years, and just the fourth since 1971, excluding interim coaches.

Payne has been a part of successful coaching staffs. The Knicks posted a 41-31 record in 2020-21, finishing fourth in the NBA Eastern Conference



and were 35-45 through April 6. While an assistant at Oregon and Kentucky, he reached four Final Fours, participated in 10 NCAA Tournaments (two at Oregon) and won six conference tournaments (one at Oregon), compiling a collective 395-165 record (.705).

The 2006-07 Oregon team advanced to the NCAA Elite Eight for only the fifth time in school history at that time. Kentucky reached the Final Four in 2011, 2012, 2014 and 2015 with Payne, winning the 2012 NCAA Championship.

Coming into the 2022-23 season, Payne was the only Division I men's basketball coach in the country who was an NBA Draft pick and also won

national championships as a player and a coach (including as an assistant).

Payne was honored in the A STEP UP Assistant Coaches Hall of Fame Class of 2020 for his track record of success, outstanding and significant contributions to the game, as well as his high character, integrity and respect among colleagues.

Payne, who served as associate head coach at Kentucky from 2014-20, played a key role in assembling 11 impressive recruiting classes while at Kentucky, all of which were among the nation's top three and five that were recognized as the No. 1 class, plus he helped gather a top 20 class at Oregon.



He has been nationally recognized for player development. In Payne's 10 years at Kentucky, the Wildcats had a player selected in the NBA Draft lottery and had multiple players picked in the first round in every year, including two overall No. 1 selections. In addition, three Oregon players were selected in the first and second rounds of the NBA Draft in Payne's time there.


As a student-athlete at UofL, Payne scored 1,083 points in his four years (1985-86), connecting on 40.1 percent of his career three-point goals (85-of-212, fourth-highest in UofL history). He was a member of Louisville's 1986 NCAA Championship team as a freshman and during his collegiate career, Louisville participated in three NCAA Sweet 16s and won three Metro Conference championships and three Metro tournament titles while posting a combined 98-41 record.

As a senior playing under Hall of Fame Coach Denny Crum, Payne averaged 14.5 points and 5.7 rebounds and was named to the All-Metro Conference second team as Louisville posted a 24-9 record and reached the NCAA Sweet 16.

He was selected in the first round of the 1989 NBA Draft with the 19th overall pick by the Philadelphia 76ers, where he played four seasons (1989-93). He continued to play professional basketball abroad and in the Continental Basketball Association until 2000, with stops at the CBA Tri-Cities (Washington) and with teams in Italy, Japan, Brazil, the Philippines, Cypress, China, Argentina and Australia.

Payne earned a Bachelor of Science degree in sport administration from Louisville in 2003.

He and his wife, Michelle, have two children: Alexis and Alexander (Zan), who is a graduate senior on the UofL basketball team.



## HEAD COACHES WHO WERE NBA DRAFT PICKS


Coach	Year	Round/Pick	Team
Steve Alford, Nevada	1987	Round 2, 26th Pick	Dallas Mavericks
Tommy Amaker, Harvard	1987	Round 3, 9th Pick	Seattle Super Sonics
Tony Bennett, Virginia	1992	Round 2, 8th Pick	Charlotte Hornets
Alvin Brooks, Lamar	1981	Round 10, 17th Pick	San Antonio Spurs
Speedy Claxton, Hofstra	2000	Round 1, 20th Pick	Philadelphia 76ers
Hubert Davis, North Carolina	1992	Round 1, 20th Pick	New York Knicks
Johnny Dawkins, UCF	1986	Round 1, 10th Pick	San Antonio Spurs
Jamie Dixon, TCU	1987	Round 7, 150th Pick	Washington Bullets
Juan Dixon, Coppin State	2002	Round 1, 17th Pick	Washington Wizards
Bryce Drew, Grand Canyon	1998	Round 1, 16th Pick	Houston Rockets
Kim English, George Mason	2012	Round 2, 14th Pick	Detroit Piston
Patrick Ewing, Georgetown	1985	Round 1, 1st Pick	New York Knicks
Penny Hardaway, Memphis	1993	Round 1, 3rd Pick	Golden St. Warriors
Steve Henson, UTSA	1990	Round 2, 44th Pick	Milwaukee Bucks
Fred Hoiberg, Nebraska	1995	Round 2, 52nd Pick	Indiana Pacers
Juwan Howard, Michigan	1994	Round 1, 5th Pick	Washington Bullets
Bobby Hurley, Arizona State	1993	Round 1, 7th Pick	Sacramento Kings
Jeff Jones, Old Dominion	1982	Round 4, 8th Pick	Indiana Pacers
Mike Jones, UNC Greensboro	1988	Round 3, 13th Pick	Milwaukee Bucks
Jim Larranaga, Miami	1971	Round 6, 11th Pick	Detroit Pistons
Jim Les, UC Davis	1986	Round 3, 23rd Pick	Atlanta Hawks
Mark Madsen, Utah Valley	2000	Round 1, 29th Pick	Los Angeles Lakers
Aaron McKie, Temple	1994	Round 1, 17th Pick	Portland Trail Blazers
<b>Kenny Payne, Louisville</b>	<b>1989</b>	<b>Round 1, 19th Pick</b>	<b>Philadelphia 76ers</b>
Mark Pope, BYU	1996	Round 2, 23rd Pick	Indiana Pacers
Lorenzo Romar, Pepperdine	1980	Round 7, 141st Pick	Golden St. Warriors
Jerry Stackhouse, Vanderbilt	1995	Round 1, 3rd Pick	Philadelphia 76ers
Rod Strickland, LIU	1988	Round 1, 19th Pick	New York Knicks
Reggie Theus, Bethune	1978	Round 1, 9th Pick	Chicago Bulls
Darrell Walker, Little Rock	1983	Round 1, 12th Pick	New York Knicks
Mike Woodson, Indiana	1980	Round 1, 12th Pick	New York Knicks
Mo Williams, Jackson State	2003	Round 2, 47th Pick	Utah Jazz

## HEAD COACHES TO WIN NATIONAL TITLE AS PLAYER AND COACH

Coach	National Title as Player	National Title as Coach
Nate James, Austin Peay	Duke (2001)	Duke (2010, assistant)
<b>Kenny Payne, Louisville</b>	<b>Louisville (1986)</b>	<b>Kentucky (2012, assistant)</b>
Jon Scheyer, Duke	Duke (2010)	Duke (2015, assistant)

**Kenny Payne is the only Division I men's basketball head coach in the country who was a NBA Draft pick, as well as a national champion as a player and a coach.**





# #0 DEVIN REE

**FRESHMAN | FORWARD | 6-8 | 180 | HS JACKSON, MISS. (OAK HILL ACADEMY)**

*Years at UofL: 1 | Years in college: 1 | Eligibility (including this year): 4*

Opp.	GS	Min	FG	A	Pct	3FG	A	Pct	FT	A	Pct	O	D	T	PF	FO	A	TO	B	S	Pts	
BELLARMINE	DNP																					
WRIGHT STATE	DNP																					
APPALACHIAN ST.	DNP																					
vs. Arkansas	3	0	0	.000	0	0	.000	0	0	.000	0	0	0	1	0	0	1	0	0		0	
vs. Texas Tech	2	0	0	.000	0	0	.000	2	2	1.000	0	0	0	0	0	0	0	0	2	0	2	
vs. Cincinnati	DNP																					
MARYLAND	12	2	5	.400	1	3	.333	0	0	.000	0	2	2	0	0	0	0	0	0	0	5	
MIAMI*	6	1	1	1.000	0	0	.000	0	0	.000	0	0	0	0	0	0	0	0	0	1	2	
at Florida State*	5	1	2	.500	0	1	.000	0	0	.000	0	0	0	0	0	0	0	1	0	0	2	
WESTERN KY.	DNP																					
FLORIDA A&M	DNP																					
LIPSCOMB	DNP																					
at NC State*	3	0	0	.000	0	0	.000	0	0	.000	0	0	0	0	0	0	0	0	1	0	0	
at Kentucky	2	0	0	.000	0	0	.000	0	0	.000	0	1	1	0	0	0	0	0	0	0	0	
SYRACUSE*	DNP																					
WAKE FOREST*	DNP																					
at Clemson*	DNP																					
NORTH CAROLINA*	4	0	0	.000	0	0	.000	0	0	.000	0	1	1	0	0	0	0	0	0	0	0	
PITTSBURGH*	4	0	2	.000	0	2	.000	0	0	.000	0	1	1	1	0	0	0	0	0	0	0	
at Boston College*	DNP																					
at Notre Dame*	8	0	2	.000	0	2	.000	0	0	.000	0	2	2	0	0	0	0	1	0	0	0	
GEORGIA TECH*	DNP																					
FLORIDA STATE*	DNP																					
at Pittsburgh*	7	1	1	1.000	1	1	1.000	0	0	.000	0	0	0	1	0	0	0	0	0	1	3	
at Miami*	DNP																					
VIRGINIA*																						
CLEMSON*																						
at Duke*																						
at Georgia Tech*																						
VIRGINIA TECH*																						
at Virginia*																						

## GETTING TO KNOW DEVIN REE

- Born March 11, 2004 ... Son of Teresa and Tyrone Ree ... Has two siblings: Kendrick and Kelsey... Major is business.
- Personal goal at UofL is to get all A's.
- Chose to attend UofL because it felt like home, and because the coaches treated him like their own child.
- Enjoys playing video games in his spare time.
- The basketball player he most admires is Kevin Durant.
- Best moment of his athletic career was being ranked on ESPN.
- Few people know this, but he loves chicken.
- If you walked into his dorm room, the first thing you would notice is pictures of him and his family.
- Thinks Will Smith would play him if a movie was made about his life.
- Best athlete he's ever faced is Cam Reddish.
- When he played basketball as a kid, he always pretended he was Kevin Durant.
- He'd most like to meet Kevin Durant.
- His father had the greatest influence on his basketball career.

## REE CAREER STATISTICS

Year	GP	GS	Min	Avg	FG	FGA	Pct	3FG	3FGA	Pct	FT	FTA	Pct	OReb	DReb	Reb	Avg	PF	FO	Ast	TO	Blk	Stl	Pts	Avg
2022-23	11	0	57	5.1	5	13	.385	2	9	.222	2	2	1.000	0	7	7	0.6	3	0	0	3	3	2	14	1.3
<b>TOTAL</b>	<b>11</b>	<b>0</b>	<b>57</b>	<b>5.1</b>	<b>5</b>	<b>13</b>	<b>.385</b>	<b>2</b>	<b>9</b>	<b>.222</b>	<b>2</b>	<b>2</b>	<b>1.000</b>	<b>0</b>	<b>7</b>	<b>7</b>	<b>0.6</b>	<b>3</b>	<b>0</b>	<b>0</b>	<b>3</b>	<b>3</b>	<b>2</b>	<b>14</b>	<b>1.3</b>

## SEASON/UOFL CAREER HIGHS

### POINTS

Season 5, vs. Maryland, 11/29/22  
Career Same

### REBOUNDS

Season 2, 2x, last at Notre Dame, 1/28/23  
Career Same

### FIELD GOALS

Season 2, vs. Maryland, 11/29/22  
Career Same

### FIELD GOALS ATTEMPTED

Season 5, vs. Maryland, 11/29/22  
Career Same

### THREE-POINT FIELD GOALS

Season 1, 2x, last at Pitt, 2/7/23  
Career Same

### THREE-POINT FIELD GOALS ATTEMPTED

Season 3, vs. Maryland, 11/29/22  
Career Same

### FREE THROWS

Season 2, vs. Texas Tech, 11/22/22  
Career Same

### FREE THROWS ATTEMPTED

Season 2, vs. Texas Tech, 11/22/22  
Career Same

### ASSISTS

Season 0  
Career Same

### BLOCKED SHOTS

Season 2, vs. Texas Tech, 11/22/22  
Career Same

### STEALS


Season 1, 2x, last at Pitt, 2/7/23  
Career Same

### MINUTES PLAYED

Season 12, vs. Maryland, 11/29/22  
Career Same

## DEVIN REE FILE

- Scored career-high five points with his first made field goals against Maryland on Nov. 29
- Scored his first two points and blocked two shots against Texas Tech on Nov. 22
- Played the 2021-22 season at Oak Hill Academy in Mouth of Wilson, Va., where he averaged 11.6 points, 4.8 rebounds and shot 44 percent from 3-point range
- Ranked as the No. 78 player in the nation in the 2022 ESPN 100, No. 82 in the 247Sports Composite rankings, and No. 123 by Rivals.com; he was the top-ranked player in the state of Mississippi
- As a junior in 2020-21, Ree was a first team all-state selection at Terry (Miss.) High School, where he averaged 23.2 points, 12 rebounds, five assists, three blocked shots and two steals



# #1 MIKE JAMES

**RS FRESHMAN | GUARD/FORWARD | 6-5 | 215 | RS  
ORLANDO, FLA. (OAK RIDGE HS)**

**Years at UoFL: 2 | Years in college: 2 | Eligibility (including this year): 4**

Opp.	GS	Min	FG	A	Pct	3FG	A	Pct	FT	A	Pct	O	D	T	PF	FO	A	TO	B	S	Pts
BELLARMINE	*	33	5	8	.625	3	5	.600	3	3	1.000	0	4	4	2	0	3	1	1	0	16
WRIGHT STATE	*	33	3	6	.500	1	2	.500	1	1	1.000	1	4	5	1	0	1	4	0	0	8
APPALACHIAN ST.	*	30	2	4	.500	1	3	.333	4	6	.667	0	4	4	3	0	1	2	1	0	9
vs. Arkansas	*	35	0	2	.000	0	1	.000	3	4	.750	1	0	1	1	0	1	2	1	1	3
vs. Texas Tech	*	28	0	2	.000	0	2	.000	4	4	1.000	0	2	2	4	0	0	3	1	0	4
vs. Cincinnati	*	33	2	4	.500	0	1	.000	0	1	1.000	0	1	1	0	0	0	2	0	3	4
MARYLAND	*	24	3	8	.375	0	1	.000	0	0	.000	2	2	4	3	0	0	2	0	0	6
MIAMI*	*	30	2	5	.400	0	2	.000	5	6	.833	1	5	6	1	0	0	3	0	0	9
at Florida State*	*	25	3	5	.600	3	4	.750	0	0	.000	0	0	0	2	0	2	2	0	0	9
WESTERN KY.	*	23	1	2	.500	0	0	.000	2	2	1.000	0	4	4	3	0	1	0	0	0	4
FLORIDA A&M	*	24	1	5	.200	0	2	.000	3	4	.750	1	1	2	3	0	0	4	0	1	5
LIPSCOMB	*	31	1	5	.200	0	2	.000	0	0	.000	0	2	2	2	0	2	2	1	0	2
at NC State*	*	35	5	6	.833	0	1	.000	0	1	1.000	0	5	5	5	1	0	3	2	2	10
at Kentucky	*	30	3	9	.333	1	3	.333	1	1	1.000	1	1	2	2	0	1	3	0	1	8
SYRACUSE*	*	33	7	12	.583	4	6	.667	1	2	.500	1	3	4	3	0	2	3	1	1	19
WAKE FOREST*	*	32	9	16	.563	5	9	.556	1	4	.250	2	6	8	1	0	0	2	0	2	24
at Clemson*	*	35	4	10	.400	0	2	.000	9	11	.818	2	3	5	4	0	1	0	0	1	17
NORTH CAROLINA*	*	26	2	7	.286	0	1	.000	4	6	.667	1	1	2	2	0	1	2	0	0	8
PITTSBURGH*	*	35	1	8	.125	1	4	.250	2	2	1.000	0	4	4	2	0	0	3	0	0	5
at Boston College*	*	39	6	13	.462	3	5	.600	0	1	.000	0	2	2	3	0	3	5	1	2	15
at Notre Dame*	*	30	6	8	.750	2	3	.667	0	0	.000	0	4	4	1	0	1	1	0	0	14
GEORGIA TECH*	*	34	3	5	.600	1	3	.333	0	0	.000	0	5	5	4	0	2	0	0	0	7
FLORIDA STATE*	*	26	2	10	.200	1	8	.125	2	3	.667	0	1	1	4	0	2	2	0	0	7
at Pittsburgh*	*	27	4	10	.400	3	6	.500	0	0	.000	3	1	4	2	0	3	3	1	1	11
at Miami*	*	23	3	6	.500	0	2	.000	3	4	.750	1	0	1	2	0	1	2	0	0	9
VIRGINIA*																					
CLEMSON*																					
at Duke*																					
at Georgia Tech*																					
VIRGINIA TECH*																					
at Virginia*																					

## GETTING TO KNOW MIKE JAMES

- Born Sept. 9, 2002 ... Son of Serena and Douglas James ... Has two older sisters, Mikayla and Daesha ... Major is sport administration.
- Personal goal at UoFL is to win a national championship.
- Enjoys playing video games in his spare time.
- Chose to attend UoFL because "it was the best fit for me."
- His father Douglas and mother Serena had the greatest influence on his athletic career.
- When playing basketball as a kid, he pretended he was LeBron James.

- Best thing about being a Cardinal is the culture.
- If you walked into his dorm room, the first thing you would notice is how neat it is.
- Best basketball advice given to him was to work hard all of the time.
- Best moment of his athletic career was committing to UoFL.
- Feels like Damson Idris would be the best actor to play him in a movie.
- Best athlete he ever faced was Jayson Tatum.

## SEASON/UOFL CAREER HIGHS

### POINTS

Season 24, vs. Wake Forest, 1/7/23  
Career Same

### REBOUNDS

Season 8, vs. Wake Forest, 1/7/23  
Career Same

### FIELD GOALS

Season 9, vs. Wake Forest, 1/7/23  
Career Same

### FIELD GOALS ATTEMPTED

Season 16, vs. Wake Forest, 1/7/23  
Career Same

### THREE-POINT FIELD GOALS

Season 5, vs. Wake Forest, 1/7/23  
Career Same

### THREE-POINT FIELD GOALS ATTEMPTED

Season 9, vs. Wake Forest, 1/7/23  
Career Same

### FREE THROWS

Season 9, at Clemson, 1/11/23  
Career Same

### FREE THROWS ATTEMPTED

Season 11, at Clemson, 1/11/23  
Career Same

### ASSISTS

Season 3, 3x, last at Pitt, 2/7/23  
Career Same

### BLOCKED SHOTS

Season 2, at NC State, 12/22/22  
Career Same

### STEALS

Season 3, vs. Cincinnati, 11/23/22  
Career Same

### MINUTES PLAYED

Season 39, at Boston College, 1/25/23  
Career Same

## MIKE JAMES FILE

- Named ACC Rookie of the Week on Jan. 9 after averaging 21.5 points vs. Syracuse & Wake Forest
- Scored career-high 24 points and eight rebounds with five made 3s vs. Wake Forest on Jan. 7
- Scored 16 points vs. Bellarmine on Nov. 9, the fifth-most ever by a Cardinal freshman in their debut
- Suffered a torn Achilles tendon in his left leg in practice on Oct. 6, 2021 and missed the entire 2021-22 season
- He had successful surgery on Oct. 8, 2021, to repair the injury and has been fully cleared to return
- Averaged 19.4 points, 10.8 rebounds, 2.5 assists and 1.2 blocked shots points per game to lead Oak Ridge High School to state 7A semifinals as senior
- James was ranked No. 66 nationally by Rivals.com, No. 77 in the 247Sports national composite

## JAMES CAREER STATISTICS

Year	GP	GS	Min	Avg	FG	FGA	Pct	3FG	3FGA	Pct	FT	FTA	Pct	OReb	DReb	Reb	Avg	PF	FO	Ast	TO	Blk	Stl	Pts	Avg
2021-22	Redshirted due to injury																								
2022-23	25	25	755	30.2	78	176	.443	29	78	.372	48	66	.727	17	65	82	3.3	60	1	28	56	10	15	233	9.3
<b>TOTAL</b>	<b>25</b>	<b>25</b>	<b>755</b>	<b>30.2</b>	<b>78</b>	<b>176</b>	<b>.443</b>	<b>29</b>	<b>78</b>	<b>.372</b>	<b>48</b>	<b>66</b>	<b>.727</b>	<b>17</b>	<b>65</b>	<b>82</b>	<b>3.3</b>	<b>60</b>	<b>1</b>	<b>28</b>	<b>56</b>	<b>10</b>	<b>15</b>	<b>233</b>	<b>9.3</b>



# #3 EL ELLIS

**SENIOR | GUARD | 6-3 | 180 | 1L**  
**DURHAM, N.C. (TALLHASSEE COMMUNITY COLLEGE)**  
*Years at UoFL: 2 | Years in college: 4 | Eligibility (including this year): 2*

Opp.	GS	Min	FG	A	Pct	3FG	A	Pct	FT	A	Pct	O	D	T	PF	FO	A	TO	B	S	Pts
BELLARMINE	*	40	5	15	.333	4	11	.364	0	1	.000	0	3	3	1	0	5	3	0	0	14
WRIGHT STATE	*	34	12	20	.600	2	5	.400	3	3	1.000	1	1	2	1	0	2	8	0	0	29
APPALACHIAN ST.	*	39	8	18	.444	4	11	.364	9	11	.818	0	3	3	2	0	3	5	0	0	29
vs. Arkansas	*	31	4	16	.250	2	5	.400	1	2	.500	0	3	3	0	0	2	7	0	0	11
vs. Texas Tech	*	32	3	11	.273	1	6	.167	0	2	.000	0	1	1	0	0	3	3	0	1	7
vs. Cincinnati	*	37	5	14	.357	0	2	.000	3	4	.750	0	1	1	0	0	6	3	0	1	13
MARYLAND	*	32	6	16	.375	2	7	.286	1	2	.500	0	2	2	2	0	3	4	0	1	15
MIAMI*	*	28	1	10	.100	0	3	.000	5	6	.833	2	1	3	2	0	3	6	0	0	7
at Florida State*	*	33	5	17	.294	2	7	.286	3	5	.600	0	3	3	3	0	4	5	0	0	15
WESTERN KY.	*	40	10	19	.526	4	7	.571	6	7	.857	0	4	4	1	0	10	5	0	1	30
FLORIDA A&M	*	34	4	9	.444	0	3	.000	5	7	.714	0	2	2	3	0	7	5	0	2	13
LIPSCOMB	*	40	6	14	.429	4	9	.444	8	10	.800	0	2	2	1	0	6	5	0	1	24
at NC State*	*	36	2	9	.222	1	2	.500	10	11	.909	1	3	4	0	0	2	5	1	1	15
at Kentucky	*	36	7	16	.438	1	6	.167	8	10	.800	0	1	1	1	0	2	2	0	4	23
SYRACUSE*	*	40	7	14	.500	4	8	.500	2	2	1.000	2	2	4	2	0	9	4	0	3	20
WAKE FOREST*	*	36	7	13	.538	1	6	.167	5	9	.556	0	3	3	4	0	8	2	0	2	20
at Clemson*	*	40	4	16	.250	2	4	.500	2	3	.667	0	3	3	2	0	5	3	0	3	12
NORTH CAROLINA*	*	35	6	16	.375	1	5	.200	9	9	1.000	0	3	3	1	0	4	6	0	1	22
PITTSBURGH*	*	38	6	13	.462	2	6	.333	5	5	1.000	0	2	2	0	0	5	3	0	1	19
at Boston College*	*	32	7	11	.636	3	5	.600	0	0	.000	0	1	1	4	0	5	3	1	0	17
at Notre Dame*	*	38	4	12	.333	0	4	.000	0	0	.000	0	4	4	3	0	6	1	0	1	8
GEORGIA TECH*	*	38	4	11	.364	0	4	.000	3	4	.750	1	5	6	2	0	4	4	0	1	11
FLORIDA STATE*	*	37	7	18	.389	2	6	.333	6	6	1.000	0	3	3	3	0	7	3	0	0	22
at Pittsburgh*	*	28	2	9	.222	1	5	.200	2	2	1.000	0	2	2	1	0	3	3	0	1	7
at Miami*	*	37	12	20	.600	3	8	.375	6	6	1.000	1	1	2	1	0	5	2	0	0	33
VIRGINIA*																					
CLEMSON*																					
at Duke*																					
at Georgia Tech*																					
VIRGINIA TECH*																					
at Virginia*																					

## GETTING TO KNOW EL ELLIS

- Born Dec. 18, 1999 ... Son of Tasha McArthur and Elbert Ellis, Jr. ... Has two siblings, Deon McArthur and Mannie Ellis ... Major is sport administration.
- Best moment of his athletic career to date was being able to have big games against Duke and UNC.
- Personal goal at UoFL is "getting Louisville back to that winning culture."
- Enjoys roller skating and bowling in his spare time.
- Chose to attend UoFL because he "wanted to play for one of the best programs in the ACC."
- Wears uniform number 3 because he is the third person in his family with his name, officially Elbert Ellis III.
- When playing basketball as a kid, he pretended he was Kobe Bryant.

## ELLIS CAREER STATISTICS

Year	GP	GS	Min	Avg	FG	FGA	Pct	3FG	3FGA	Pct	FT	FTA	Pct	OReb	DReb	Reb	Avg	PF	FO	Ast	TO	Blk	Stl	Pts	Avg
<b>At Tallahassee Community College</b>																									
2019-20	33	25	911	27.6	169	353	.479	52	129	.403	82	97	.845	15	113	128	3.9	42	0	148	81	1	37	472	14.3
2020-21	22	21	667	30.3	125	272	.460	55	132	.417	85	112	.759	11	64	75	3.4	34	0	94	72	4	19	390	17.7
<b>At Louisville</b>																									
2021-22	32	9	656	20.5	96	242	.397	41	114	.360	45	65	.692	6	55	61	1.9	47	0	51	45	0	12	278	8.7
2022-23	25	25	889	35.6	144	357	.403	46	145	.317	102	127	.803	8	59	67	2.7	40	0	119	100	2	25	436	17.4
<b>D-I TOTAL</b>	<b>57</b>	<b>34</b>	<b>1545</b>	<b>27.1</b>	<b>240</b>	<b>599</b>	<b>.401</b>	<b>87</b>	<b>259</b>	<b>.336</b>	<b>147</b>	<b>192</b>	<b>.766</b>	<b>14</b>	<b>114</b>	<b>128</b>	<b>2.2</b>	<b>87</b>	<b>0</b>	<b>170</b>	<b>145</b>	<b>2</b>	<b>37</b>	<b>714</b>	<b>12.5</b>

## SEASON/UOFL CAREER HIGHS

### POINTS

Season 33, at #19/20 Miami, 2/11/23  
 Career Same

### REBOUNDS

Season 6, vs. Georgia Tech, 2/1/23  
 Career 6, 2x, last vs. Georgia Tech, 2/1/23

### FIELD GOALS

Season 12, 2x, last at #19/20 Miami, 2/11/23  
 Career Same

### FIELD GOALS ATTEMPTED

Season 20, 2x, last at #19/20 Miami, 2/11/23  
 Career 21, vs. North Carolina, 2/1/22

### THREE-POINT FIELD GOALS

Season 4, 5x, last vs. Syracuse, 1/3/23  
 Career 5, vs. North Carolina, 2/1/22

### THREE-POINT FIELD GOALS ATTEMPTED

Season 11, 2x, last vs. App State, 11/15/22  
 Career 11, 3x, last vs. App State, 11/15/22

### FREE THROWS

Season 10, at NC State, 12/22/22  
 Career Same

### FREE THROWS ATTEMPTED

Season 11, 2x, last at NC State, 12/22/22  
 Career Same

### ASSISTS

Season 10, vs. Western Kentucky, 12/14/22  
 Career Same

### BLOCKED SHOTS

Season 1, 2x, last at Boston College, 1/25/23  
 Career Same

### STEALS

Season 4, at Kentucky, 12/31/22  
 Career Same

### MINUTES PLAYED

Season 40, 5x, last at Clemson, 1/11/23  
 Career Same

## EL ELLIS FILE

- Scored career-high 33 points with five assists at Miami on Feb. 11, becoming first UoFL player with those stats since Darrell Griffith in 1980 Final Four
- Averaging 18.5 points, 5.5 assists, 2.9 rebounds and 1.4 steals over the last 16 games
- Has 61 assists against just 34 turnovers over the last 11 games since calendar turned to 2023
- Had career-high 30 points and 10 assists against Western Kentucky on Dec. 14, becoming first UoFL player to hit those marks since Reece Gaines in '02
- Scored a then career-high 29 points in back-to-back games vs. Wright State and App State in Nov.



# #4 ROOSEVELT WHEELER

**SOPHOMORE | FORWARD/CENTER | 6-11 | 240 | 1L**  
**RICHMOND, VA. (JOHN MARSHALL HS)**

*Years at UofL: 2 | Years in college: 2 | Eligibility (including this year): 3*

Opp.	GS	Min	FG	A	Pct	3FG	A	Pct	FT	A	Pct	O	D	T	PF	FO	A	TO	B	S	Pts
BELLARMINE	19	1	3	.333	0	0	.000	1	3	.333	6	2	8	1	0	1	1	1	0	0	3
WRIGHT STATE	4	0	0	.000	0	0	.000	0	0	.000	1	0	1	2	0	0	0	0	0	0	0
APPALACHIAN ST.	DNP																				
vs. Arkansas	12	1	2	.500	0	0	.000	0	1	.000	2	2	4	1	0	0	1	0	0	0	2
vs. Texas Tech	11	1	1	1.000	0	0	.000	0	0	.000	0	2	2	3	0	0	0	0	1	0	2
vs. Cincinnati	DNP																				
MARYLAND	16	1	2	.500	0	0	.000	3	4	.750	0	4	4	2	0	1	0	0	0	0	5
MIAMI*	10	0	3	.000	0	0	.000	0	0	.000	0	0	0	0	0	0	0	0	0	1	0
at Florida State*	13	1	2	.500	0	0	.000	0	0	.000	0	0	0	1	0	0	1	0	1	0	2
WESTERN KY.	DNP																				
FLORIDA A&M	DNP																				
LIPSCOMB	DNP																				
at NC State*	10	0	0	.000	0	0	.000	0	0	.000	0	1	1	0	0	0	0	0	0	1	0
at Kentucky	6	1	2	.500	0	0	.000	1	2	.500	2	1	3	2	0	0	0	0	0	0	3
SYRACUSE*	4	0	1	.000	0	0	.000	0	0	.000	1	1	2	1	0	0	0	0	0	0	0
WAKE FOREST*	4	0	0	.000	0	0	.000	0	0	.000	1	0	1	1	0	0	1	0	0	0	0
at Clemson*	DNP																				
NORTH CAROLINA*	19	2	4	.500	0	0	.000	0	3	.000	2	2	4	3	0	0	1	0	0	0	4
PITTSBURGH*	17	1	3	.333	0	0	.000	0	1	.000	2	3	5	4	0	0	2	0	0	2	0
at Boston College*	8	0	1	.000	0	1	.000	0	0	.000	0	0	0	0	0	0	0	1	1	0	0
at Notre Dame*	5	0	0	.000	0	0	.000	1	2	.500	1	2	3	0	0	0	0	0	0	0	1
GEORGIA TECH*	11	1	1	1.000	0	0	.000	0	2	.000	1	1	2	2	0	0	1	0	0	0	2
FLORIDA STATE*	8	0	0	.000	0	0	.000	0	0	.000	0	2	2	1	0	0	0	0	0	0	0
at Pittsburgh*	8	0	2	.000	0	0	.000	0	0	.000	0	1	1	0	0	0	0	0	0	0	0
at Miami*	10	0	2	.000	0	0	.000	0	0	.000	0	1	1	5	1	0	0	0	1	0	0
VIRGINIA*																					
CLEMSON*																					
at Duke*																					
at Georgia Tech*																					
VIRGINIA TECH*																					
at Virginia*																					

## GETTING TO KNOW ROOSEVELT WHEELER

- Born Jan. 15, 2003 ... Son of Debra Davis and Roosevelt Wheeler, Sr. ... Has two siblings: Courtney and CJ ... Major is art.
- Personal goal at UofL is to win a championship.
- Chose to attend UofL because he was treated like family.
- Wears No. 4 jersey because "I come from the 404 and 804."
- Enjoys photography, drawing and playing video games in his spare time.

- His mom has had the greatest influence on his athletic career.
- Best basketball advice given to him is "never let fatigue win."
- When he played basketball as a kid, he pretended he was LeBron James.
- If you walked into his dorm room, the first thing you would notice is his hats.
- Best thing about being a Cardinal is "being with my brothers every day."

## SEASON/UOFL CAREER HIGHS

### POINTS

Season 5, vs. Maryland, 11/29/22  
 Career 8, at Western Kentucky, 12/18/21

### REBOUNDS

Season 8, vs. Bellarmine, 11/9/22  
 Career Same

### FIELD GOALS

Season 2, vs. North Carolina, 1/14/23  
 Career 4, at Western Kentucky, 12/18/21

### FIELD GOALS ATTEMPTED

Season 4, vs. North Carolina, 1/14/23  
 Career 4, 2x, last vs. North Carolina, 1/14/23

### THREE-POINT FIELD GOALS

Season 0  
 Career Same

### THREE-POINT FIELD GOALS ATTEMPTED

Season 0  
 Career Same

### FREE THROWS

Season 3, vs. Maryland, 11/29/22  
 Career 4, vs. Mississippi State, 11/25/21

### FREE THROWS ATTEMPTED

Season 4, vs. Maryland, 11/29/22  
 Career 4, 2x, last vs. Maryland, 11/29/22

### ASSISTS

Season 1, 2x, last vs. Maryland, 11/29/22  
 Career 1, 4x, last vs. Maryland, 11/29/22

### BLOCKED SHOTS

Season 1, 3x, last at Boston College, 1/25/23  
 Career 1, 7x, last at Boston College, 1/25/23

### STEALS

Season 1, 5x, last at #19/20 Miami, 2/11/23  
 Career 2, vs. Navy, 11/15/21

### MINUTES PLAYED

Season 19, 2x, last vs. North Carolina, 1/14/23  
 Career 20, at Western Kentucky, 12/18/21


## ROOSEVELT WHEELER FILE

- Tallied four points and four rebounds in 19 minutes off the bench vs. North Carolina on Jan. 14
- Grabbed career-high eight rebounds, including six offensive, in 19 minutes off the bench against Bellarmine on Nov. 9
- Scored a career-best eight points vs. WKU (4-of-4 FGs) last season and had six points against Southeastern Louisiana
- Averaged 15.8 points, 11.9 rebounds and 4.3 blocked shots as a prep junior in 2019-20 as one of five John Marshall High School players who averaged double figures in scoring
- Ranked No. 43 nationally by Rivals.com, 69th in the 247Sports.com composite rankings and No. 82 in the ESPN 100

## WHEELER CAREER STATISTICS

Year	GP	GS	Min	Avg	FG	FGA	Pct	3FG	3FGA	Pct	FT	FTA	Pct	OReb	DReb	Reb	Avg	PF	FO	Ast	TO	Blk	Stl	Pts	Avg
2021-22	21	0	140	6.7	12	19	.632	0	0	.000	9	12	.750	11	25	36	1.7	21	0	2	4	4	5	33	1.6
2022-23	19	0	195	10.3	10	29	.345	0	1	.000	6	18	.333	19	25	44	2.3	29	1	2	8	3	5	26	1.4
<b>TOTAL</b>	<b>40</b>	<b>0</b>	<b>335</b>	<b>8.4</b>	<b>22</b>	<b>48</b>	<b>.458</b>	<b>0</b>	<b>1</b>	<b>.000</b>	<b>15</b>	<b>30</b>	<b>.500</b>	<b>30</b>	<b>50</b>	<b>80</b>	<b>2.0</b>	<b>50</b>	<b>1</b>	<b>4</b>	<b>12</b>	<b>7</b>	<b>10</b>	<b>59</b>	<b>1.5</b>





# #5 BRANDON HUNTLEY-HATFIELD

**SOPHOMORE | FORWARD | 6-10 | 250 | TR  
CLARKSVILLE, TENN. (UNIV. OF TENNESSEE)**

*Years at UofL: 1 | Years in college: 2 | Eligibility (including this year): 3*

Opp.	GS	Min	FG	A	Pct	3FG	A	Pct	FT	A	Pct	O	D	T	PF	FO	A	TO	B	S	Pts
BELLARMINE	*	21	4	4	1.000	1	1	1.000	0	0	.000	3	7	10	3	0	3	1	1	0	9
WRIGHT STATE	*	33	4	10	.400	0	2	.000	2	2	1.000	1	5	6	0	0	2	1	0	1	10
APPALACHIAN ST.	*	38	5	8	.625	0	0	.000	2	4	.500	3	7	10	2	0	0	2	0	1	12
vs. Arkansas	*	23	0	2	.000	0	1	.000	1	2	.500	0	2	2	3	0	0	3	0	1	1
vs. Texas Tech	*	22	0	4	.000	0	0	.000	3	4	.750	0	3	3	2	0	0	3	0	4	3
vs. Cincinnati	*	30	4	9	.444	0	1	.000	7	8	.875	0	3	3	1	0	0	1	1	0	15
MARYLAND	*	32	3	7	.429	0	1	.000	2	2	1.000	1	7	8	0	0	0	2	3	1	8
MIAMI*	*	32	4	11	.364	0	1	.000	2	2	1.000	3	5	8	0	0	0	2	0	0	10
at Florida State*	*	26	1	5	.200	0	0	.000	0	2	.000	3	3	6	2	0	0	2	1	0	2
WESTERN KY.	*	26	4	6	.667	2	3	.667	1	1	1.000	0	1	1	3	0	0	1	1	0	11
FLORIDA A&M	*	28	3	6	.500	0	1	.000	2	2	1.000	3	6	9	0	0	1	0	3	0	8
LIPSCOMB	*	23	1	6	.167	0	0	.000	2	2	1.000	1	3	4	2	0	0	1	0	1	4
at NC State*	*	38	5	7	.714	1	1	1.000	1	3	.333	3	9	12	1	0	1	3	0	2	12
at Kentucky	*	31	5	7	.714	0	0	.000	0	0	.000	0	4	4	3	0	1	4	1	0	10
SYRACUSE*	*	31	3	4	.750	0	0	.000	0	0	.000	3	5	8	3	0	2	4	2	1	6
WAKE FOREST*	*	23	1	2	.500	0	1	.000	0	0	.000	2	2	4	4	0	0	4	0	0	2
at Clemson*	*	17	2	5	.400	1	2	.500	0	0	.000	1	3	4	3	0	1	3	0	0	5
NORTH CAROLINA*	DNP																				
PITTSBURGH*	DNP																				
at Boston College*	DNP																				
at Notre Dame*	DNP																				
GEORGIA TECH*	DNP																				
FLORIDA STATE*	DNP																				
at Pittsburgh*	DNP																				
at Miami*	DNP																				
VIRGINIA*																					
CLEMSON*																					
at Duke*																					
at Georgia Tech*																					
VIRGINIA TECH*																					
at Virginia*																					

## GETTING TO KNOW BRANDON HUNTLEY-HATFIELD

- Born Aug. 6, 2003 ... Son of Antoinette Huntley and Brian Hatfield ... Has four siblings: Danielle, Zoe, JR and Rogers ... Major is sport administration.
- Personal goal at UofL is to win a national championship.
- Chose to attend UofL because "I trusted that KP knew what I wanted, and he devoted himself to helping me rescue my family."
- Enjoys watching Netflix and playing Call of Duty in his spare time.
- God has had the greatest influence on his athletic career.

- Most proud of never giving up.
- Best moment of his athletic career was going to college.
- Best basketball advice given to him is to "fall in love with the process."
- When he played basketball as a kid, he pretended he was Kyrie Irving.
- Best thing about being a Cardinal is competing every day.
- The best athlete he ever faced is Michael Beasley.
- Would most like to meet Odell Beckham Jr., Gervonta Davis and LeBron James

## SEASON/UOFL CAREER HIGHS

### POINTS

Season 15, vs. Cincinnati, 11/23/22  
Career Same

### REBOUNDS

Season 12, at NC State, 12/22/22  
Career Same

### FIELD GOALS

Season 5, 3x, last at Kentucky, 12/31/22  
Career Same

### FIELD GOALS ATTEMPTED

Season 11, vs. Miami, 12/4/22  
Career Same

### THREE-POINT FIELD GOALS

Season 2, vs. Western Kentucky, 12/14/22  
Career Same

### THREE-POINT FIELD GOALS ATTEMPTED

Season 3, vs. Western Kentucky, 12/14/22  
Career Same

### FREE THROWS

Season 7, vs. Cincinnati, 11/23/22  
Career Same

### FREE THROWS ATTEMPTED

Season 8, vs. Cincinnati, 11/23/22  
Career Same

### ASSISTS

Season 3, vs. Bellarmine, 11/9/22  
Career Same

### BLOCKED SHOTS

Season 3, 2x, last vs. Florida A&M, 12/17/22  
Career Same

### STEALS

Season 4, vs. Texas Tech, 11/22/22  
Career Same

### MINUTES PLAYED

Season 38, 2x, last at NC State, 12/22/22  
Career Same

## HUNTLEY-HATFIELD FILE

- Has missed the last eight games with a foot injury, but has returned to workouts
- Recorded second career double-double with 12 points and career-high 12 rebounds in 38 minutes at NC State on Dec. 22
- Scored career-high 15 points and made 7 of 8 free throws against Cincinnati on Nov. 23
- Recorded first career double-double with 12 points and 10 rebounds vs. App State on Nov. 15
- Transfer from Tennessee who appeared in all 35 games with 13 starts as a freshman, averaging 3.9 points and 3.0 rebounds
- Prior to UT and before reclassification, was rated by ESPN as the nation's fourth-best overall prospect in the Class of 2022 and was No. 3 by 247sports

## HUNTLEY-HATFIELD CAREER STATISTICS

Year	GP	GS	Min	Avg	FG	FGA	Pct	3FG	3FGA	Pct	FT	FTA	Pct	OReb	DReb	Reb	Avg	PF	FO	Ast	TO	Blk	Stl	Pts	Avg
<b>At Tennessee</b>																									
2021-22	35	13	440	12.6	59	129	.457	2	13	.154	16	27	.593	42	61	103	2.9	28	0	11	32	12	12	136	3.9
<b>At Louisville</b>																									
2022-23	17	17	475	27.9	49	103	.476	5	15	.333	25	34	.735	27	75	102	6.0	32	0	11	37	13	12	128	7.5
<b>Total</b>	<b>52</b>	<b>30</b>	<b>914</b>	<b>17.6</b>	<b>108</b>	<b>233</b>	<b>.464</b>	<b>7</b>	<b>28</b>	<b>.250</b>	<b>41</b>	<b>61</b>	<b>.672</b>	<b>70</b>	<b>136</b>	<b>206</b>	<b>4.0</b>	<b>60</b>	<b>0</b>	<b>22</b>	<b>69</b>	<b>25</b>	<b>24</b>	<b>264</b>	<b>5.1</b>



# #11 FABIO BASILI

**FRESHMAN | GUARD | 6-4 | 175 | HS  
ORLANDO, FLA. (OAK RIDGE HS)**

**Years at UoFL: 1 | Years in college: 1 | Eligibility (including this year): 4**

Opp.	GS	Min	FG	A	Pct	3FG	A	Pct	FT	A	Pct	O	D	T	PF	FO	A	TO	B	S	Pts	
BELLARMINE	DNP																					
WRIGHT STATE	DNP																					
APPALACHIAN ST.	DNP																					
vs. Arkansas	3	14	4	.250	0	0	.000	0	0	.000	0	0	0	1	0	0	0	0	0	0	2	
vs. Texas Tech	7	0	2	.000	0	1	.000	0	1	.000	1	0	1	3	0	0	2	0	1	0	0	
vs. Cincinnati	DNP																					
MARYLAND	9	1	2	.500	1	1	1.000	3	4	.750	0	0	0	2	0	1	1	0	1	0	6	
MIAMI*	16	0	4	.000	0	2	.000	0	0	.000	0	4	4	3	0	1	1	0	1	0	0	
at Florida State*	15	1	4	.250	0	2	.000	0	0	.000	1	2	3	2	0	3	1	0	0	2	2	
WESTERN KY.	11	3	5	.600	0	1	.000	0	0	.000	0	0	0	3	0	1	1	0	0	6	6	
FLORIDA A&M	16	0	2	.000	0	1	.000	0	0	.000	0	2	2	3	0	0	2	1	2	0	0	
LIPSCOMB	4	0	2	.000	0	0	.000	0	0	.000	0	1	1	0	0	0	0	0	0	0	0	
at NC State*	2	0	0	.000	0	0	.000	0	0	.000	0	1	1	2	0	0	0	0	0	0	0	
at Kentucky	3	0	1	.000	0	1	.000	0	0	.000	0	0	0	1	0	0	1	0	0	0	0	
SYRACUSE*	DNP																					
WAKE FOREST*	1	0	1	.000	0	0	.000	0	0	.000	0	0	0	0	0	0	0	0	0	0	0	
at Clemson*	DNP																					
NORTH CAROLINA*	5	0	3	.000	0	1	.000	1	2	.500	0	1	1	0	0	1	0	0	1	1	1	
PITTSBURGH*	DNP																					
at Boston College*	DNP																					
at Notre Dame*	12	2	3	.667	2	3	.667	0	0	.000	0	0	0	0	2	0	0	0	1	6	6	
GEORGIA TECH*	DNP																					
FLORIDA STATE*	DNP																					
at Pittsburgh*	DNP																					
at Miami*	DNP																					
VIRGINIA*																						
CLEMSON*																						
at Duke*																						
at Georgia Tech*																						
VIRGINIA TECH*																						
at Virginia*																						

## GETTING TO KNOW FABIO BASILI

- Born Sept. 21, 2003 ... Son of Fabrizio Basili ... Has one sibling: Eli... Major is undecided.
- Personal goal at UoFL is to put up a banner.
- Chose to attend UoFL because it was the best opportunity for him to grow and succeed around great coaches and players.
- Enjoys fishing, hunting and giving back in his spare time.
- The basketball player he most admires is Kobe Bryant.
- Best moment of his athletic career was winning AAU Nationals and Peach Jam in the same year.

- Few people know this, but he's Italian and African.
- Best basketball advice given to him is "proper preparation prevents poor performance."
- If you walked into his dorm room, the first thing you would notice is how good it smells and how clean it is.
- Best thing about being a Cardinal is being pushed to be great every day.
- Thinks Denzel Washington would play him if a movie was made about his life.
- Most proud of "how far I've come... more to come."
- Best athlete he's ever faced is himself.

## SEASON/UOFL CAREER HIGHS

### POINTS

Season 6, 3x, last at Notre Dame, 1/28/23  
Career Same

### REBOUNDS

Season 4, vs. Miami, 12/4/22  
Career Same

### FIELD GOALS

Season 3, vs. Western Kentucky, 12/14/22  
Career Same

### FIELD GOALS ATTEMPTED

Season 5, vs. Western Kentucky, 12/14/22  
Career Same

### THREE-POINT FIELD GOALS

Season 2, at Notre Dame, 1/28/23  
Career Same

### THREE-POINT FIELD GOALS ATTEMPTED

Season 3, at Notre Dame, 1/28/23  
Career Same

### FREE THROWS

Season 3, vs. Maryland, 11/29/22  
Career Same

### FREE THROWS ATTEMPTED

Season 4, vs. Maryland, 11/29/22  
Career Same

### ASSISTS

Season 3, at Florida State, 12/10/22  
Career Same

### BLOCKED SHOTS

Season 1, vs. Florida A&M, 12/17/22  
Career Same

### STEALS

Season 2, vs. Florida A&M, 12/17/22  
Career Same

### MINUTES PLAYED

Season 16, 2x, last vs. Florida A&M, 12/17/22  
Career Same

## FABIO BASILI FILE

- Tied career high with six points and added two assists at Notre Dame on Jan. 28
- Scored his first career basket in his first appearance against Arkansas on Nov. 21
- Averaged 19.6 points, 4.8 assists and 4.1 rebounds per game as a senior in 2021-22 in leading Oak Ridge to a 21-8 record and 7A Florida state semifinals, connecting on 40-of-102 three-pointers (.392) while earning honorable mention all-state honors
- Originally planned to be a part of the 2022 class, reclassified to 2023 and then returned to 2022 class after completing some course work
- Had also considered attending Kansas State and DePaul before visiting Louisville in late June
- High school teammate of current Cardinal guard/forward Mike James at Oak Ridge for two seasons

## BASILI CAREER STATISTICS

Year	GP	GS	Min	Avg	FG	FGA	Pct	3FG	3FGA	Pct	FT	FTA	Pct	Oreb	DReb	Reb	Avg	PF	FO	Ast	TO	Blk	Stl	Pts	Avg
2022-23	13	0	104	8.0	8	33	.242	3	13	.231	4	7	.571	2	11	13	1.0	20	0	8	9	1	7	23	1.8
<b>TOTAL</b>	<b>13</b>	<b>0</b>	<b>104</b>	<b>8.0</b>	<b>8</b>	<b>33</b>	<b>.242</b>	<b>3</b>	<b>13</b>	<b>.231</b>	<b>4</b>	<b>7</b>	<b>.571</b>	<b>2</b>	<b>11</b>	<b>13</b>	<b>1.0</b>	<b>20</b>	<b>0</b>	<b>8</b>	<b>9</b>	<b>1</b>	<b>7</b>	<b>23</b>	<b>1.8</b>



# #12 JJ TRAYNOR

**JUNIOR | FORWARD | 6-8 | 190 | 2L**  
**BARDSTOWN, KY. (BARDSTOWN HS)**  
*Years at UofL: 3 | Years in college: 3 | Eligibility (including this year): 3*

Opp.	GS	Min	FG	A	Pct	3FG	A	Pct	FT	A	Pct	O	D	T	PF	FO	A	TO	B	S	Pts
BELLARMINE		18	2	5	.400	1	3	.333	0	0	.000	0	2	2	5	1	0	1	0	1	5
WRIGHT STATE		19	2	4	.500	0	1	.000	0	0	.000	0	1	1	1	0	2	0	1	0	4
APPALACHIAN ST.		23	1	4	.250	1	2	.500	0	0	.000	3	2	5	2	0	0	1	1	0	3
vs. Arkansas		18	4	5	.800	1	1	1.000	0	0	.000	1	0	1	3	0	0	3	0	0	9
vs. Texas Tech		25	2	8	.250	1	4	.250	1	2	.500	1	2	3	1	0	0	1	1	1	6
vs. Cincinnati	*	33	4	8	.500	1	1	1.000	1	1	1.000	2	1	3	2	0	1	1	0	0	10
MARYLAND	*	15	1	4	.250	0	0	.000	0	0	.000	1	1	2	1	0	1	1	0	0	2
MIAMI*		12	1	3	.333	0	2	.000	0	0	.000	1	0	1	0	0	1	1	0	0	2
at Florida State*		21	2	4	.500	2	2	1.000	0	0	.000	0	3	3	0	0	0	1	1	0	6
WESTERN KY.		29	3	7	.429	2	5	.400	0	0	.000	1	3	4	2	0	0	1	1	3	8
FLORIDA A&M		24	2	4	.500	1	2	.500	1	2	.500	1	2	3	0	0	0	0	0	1	6
LIPSCOMB		26	4	6	.667	0	1	.000	0	0	.000	2	1	3	0	0	1	0	0	2	8
at NC State*		9	0	1	.000	0	0	.000	0	0	.000	0	1	1	1	0	0	0	0	0	0
at Kentucky		25	2	4	.500	0	2	.000	1	2	.500	1	2	3	0	0	0	0	0	1	5
SYRACUSE*		19	1	5	.200	0	1	.000	0	0	.000	0	1	1	3	0	1	2	0	0	2
WAKE FOREST*		29	3	7	.429	0	4	.000	1	1	1.000	3	4	7	2	0	0	1	0	0	7
at Clemson*		22	3	5	.600	1	2	.500	2	3	.667	3	2	5	1	0	1	2	0	0	9
NORTH CAROLINA*	*	32	1	3	.333	0	2	.000	0	0	.000	2	1	3	0	0	1	2	0	1	2
PITTSBURGH*		30	6	9	.667	1	3	.333	1	1	1.000	2	4	6	2	0	1	1	0	1	14
at Boston College*		24	2	4	.500	1	2	.500	0	0	.000	1	2	3	2	0	1	3	0	1	5
at Notre Dame*	*	27	2	7	.286	0	4	.000	0	0	.000	0	4	4	1	0	1	0	0	0	4
GEORGIA TECH*	*	25	4	10	.400	1	4	.250	1	2	.500	1	3	4	3	0	0	2	0	0	10
FLORIDA STATE*	*	33	4	5	.800	0	1	.000	0	0	.000	2	2	4	1	0	1	1	2	0	8
at Pittsburgh*	*	20	0	3	.000	0	3	.000	0	0	.000	1	3	4	1	0	2	0	0	0	0
at Miami*	*	29	3	7	.429	0	3	.000	0	0	.000	2	1	3	2	0	3	0	0	0	6
VIRGINIA*																					
CLEMSON*																					
at Duke*																					
at Georgia Tech*																					
VIRGINIA TECH*																					
at Virginia*																					

## GETTING TO KNOW JJ TRAYNOR

- Born May 3, 2002 ... Son of Toya Goodwin and Jason Osborne ... Has two older brothers (Stephan Traynor, William Hires) and one older sister (Brooke Osborne) ... Major is sport administration.
- Personal goals at UofL are to "win a national championship and get my degree."
- Enjoys playing video games and hanging with friends in his spare time.
- Chose to attend UofL because "it was my dream school."

- Few people know that "I didn't play basketball in the eighth grade."
- His mother and Dion Lee, his Louisville Legends AAU coach, has had the greatest influence on his athletic career.
- Traynor's father Jason Osborne played two years at UofL (1993-95) and was a McDonald's All-American at Louisville Male High School, where he was Kentucky's Mr. Basketball in 1993.

## SEASON/UOFL CAREER HIGHS

### POINTS

Season 14, vs. Pitt, 1/18/23  
 Career Same

### REBOUNDS

Season 7, vs. Wake Forest, 1/7/23  
 Career 7, 2x, last vs. Wake Forest, 1/7/23

### FIELD GOALS

Season 6, vs. Pitt, 1/18/23  
 Career Same

### FIELD GOALS ATTEMPTED

Season 10, vs. Georgia Tech, 2/1/23  
 Career Same

### THREE-POINT FIELD GOALS

Season 2, 2x, last vs. Western Kentucky, 12/14/22  
 Career 2, 3x, last vs. Western Kentucky, 12/14/22

### THREE-POINT FIELD GOALS ATTEMPTED

Season 5, vs. Western Kentucky, 12/14/22  
 Career Same

### FREE THROWS

Season 2, at Clemson, 1/11/23  
 Career 3, at Clemson, 1/27/21

### FREE THROWS ATTEMPTED

Season 3, at Clemson, 1/11/23  
 Career 4, 4x, last at North Carolina, 2/20/21

### ASSISTS

Season 3, at #19/20 Miami, 2/11/23  
 Career Same

### BLOCKED SHOTS

Season 2, vs. Florida State, 2/4/23  
 Career 3, 2x, last at Wake Forest, 1/13/21

### STEALS

Season 3, vs. Western Kentucky, 12/14/22  
 Career Same

### MINUTES PLAYED

Season 33, 2x, last vs. Florida State, 2/4/23  
 Career Same

## JJ TRAYNOR FILE

- Had career-high 14 points on 6-of-9 shooting in 30 reserve minutes against Pitt on Jan. 18
- Had eight points, four rebounds and a career-high three steals vs. Western Kentucky on Dec. 14
- Has made twice as many 3-pointers this season (14) as he did in his first two seasons combined (7)
- Scored then season-high 10 points in a career-high 33 minutes in his first start of the season against Cincinnati on Nov. 23
- Scored then season-high nine points on 4-of-5 shooting against Arkansas on Nov. 21
- Played in 10 games his sophomore season, seeing action in seven of the last nine games
- Made his first career start against Miami on Feb. 16 and contributed two points and a career-best seven rebounds

## TRAYNOR CAREER STATISTICS

Year	GP	GS	Min	Avg	FG	FGA	Pct	3FG	3FGA	Pct	FT	FTA	Pct	OReb	DReb	Reb	Avg	PF	FO	Ast	TO	Blk	Stl	Pts	Avg
2020-21	20	0	262	13.1	27	55	.491	5	10	.500	19	29	.655	14	26	40	2.0	23	1	1	8	11	2	78	3.9
2021-22	10	1	82	8.2	7	18	.389	2	6	.333	0	0	.000	6	8	14	1.4	11	0	1	5	1	2	16	1.6
2022-23	25	8	590	23.6	59	132	.447	14	55	.255	9	14	.643	31	48	79	3.2	36	1	18	25	7	12	141	5.6
<b>TOTAL</b>	<b>55</b>	<b>9</b>	<b>934</b>	<b>17.0</b>	<b>93</b>	<b>205</b>	<b>.454</b>	<b>21</b>	<b>71</b>	<b>.296</b>	<b>28</b>	<b>43</b>	<b>.651</b>	<b>51</b>	<b>82</b>	<b>133</b>	<b>2.4</b>	<b>70</b>	<b>2</b>	<b>20</b>	<b>38</b>	<b>19</b>	<b>16</b>	<b>235</b>	<b>4.3</b>



# #15 HERCY MILLER

**SOPHOMORE | GUARD | 6-3 | 180 | TR**  
**LOS ANGELES, CALIF. (TENNESSEE STATE UNIV.)**  
*Years at UoFL: 1 | Years in college: 2 | Eligibility (including this year): 3*

Opp.	GS	Min	FG	A	Pct	3FG	A	Pct	FT	A	Pct	O	D	T	PF	FO	A	TO	B	S	Pts
BELLARMINE	3	0	1	.000	0	0	.000	0	0	.000	0	0	0	0	0	0	0	0	0	0	0
WRIGHT STATE	10	1	4	.250	1	1	1.000	0	0	.000	0	0	0	1	0	1	1	0	1	3	
APPALACHIAN ST.	25	1	5	.200	1	4	.250	2	2	1.000	1	5	6	3	0	2	1	0	0	5	
vs. Arkansas	6	1	2	.500	0	0	.000	1	2	.500	0	1	1	1	0	0	0	0	0	3	
vs. Texas Tech	10	0	2	.000	0	1	.000	2	4	.500	2	1	3	2	0	1	1	0	2	2	
vs. Cincinnati	8	2	2	1.000	0	0	.000	0	0	.000	1	2	3	3	0	0	2	0	0	4	
MARYLAND	13	0	1	.000	0	0	.000	0	0	.000	0	0	0	2	0	0	0	0	0	0	
MIAMI*	7	1	4	.250	0	2	.000	0	0	.000	0	0	0	0	0	0	0	0	0	2	
at Florida State*	5	0	1	.000	0	0	.000	0	0	.000	0	0	0	0	0	1	1	0	0	2	
WESTERN KY.	DNP																				
FLORIDA A&M	4	0	1	.000	0	0	.000	2	2	1.000	0	0	0	1	0	0	0	0	0	2	
LIPSCOMB	DNP																				
at NC State*	6	2	2	1.000	1	1	1.000	0	2	.000	0	0	0	0	0	0	0	0	1	5	
at Kentucky	6	0	0	.000	0	0	.000	0	0	.000	0	0	0	0	0	0	1	0	0	0	
SYRACUSE*	DNP																				
WAKE FOREST*	5	0	3	.000	0	2	.000	0	0	.000	0	0	0	0	0	0	0	0	0	0	
at Clemson*	4	0	2	.000	0	2	.000	0	0	.000	1	0	1	1	0	0	1	0	0	0	
NORTH CAROLINA*	9	0	1	.000	0	1	.000	1	2	.500	0	2	2	1	0	0	0	0	0	1	
PITTSBURGH*	3	1	1	1.000	0	0	.000	0	0	.000	1	0	1	1	0	0	1	0	0	2	
at Boston College*	8	0	0	.000	0	0	.000	0	0	.000	0	0	0	0	0	0	0	0	0	0	
at Notre Dame*	3	0	0	.000	0	0	.000	0	0	.000	0	0	0	0	0	0	0	0	0	0	
GEORGIA TECH*	4	0	0	.000	0	0	.000	0	0	.000	0	0	0	1	0	0	1	0	0	0	
FLORIDA STATE*	11	1	5	.200	0	2	.000	0	0	.000	2	3	5	0	0	2	0	0	0	2	
at Pittsburgh*	20	2	6	.333	2	4	.500	4	4	1.000	3	0	3	1	0	1	0	1	0	10	
at Miami*	7	0	0	.000	0	0	.000	0	0	.000	0	1	1	1	0	1	0	0	0	0	
VIRGINIA*																					
CLEMSON*																					
at Duke*																					
at Georgia Tech*																					
VIRGINIA TECH*																					
at Virginia*																					

## GETTING TO KNOW HERCY MILLER

- Born March 28, 2002 ... Son of Sonya and Percy Miller (Master P) ... Has six siblings: Mercy, Romeo, Intlyana, Vercy, Itali, and Tytyana ... Major is business.
- Personal goal at UoFL is to win a national title.
- Chose to attend UoFL because of "the opportunities and love here."
- Enjoys playing the piano, cleaning and playing video games in his spare time.
- His father and brothers have had the greatest influence on his athletic career.
- The basketball player he most admires is Kobe Bryant.
- Chose No. 15 jersey because his father wore it, and it's been his number since he started playing.
- Few people know this, but he's "the best Mario Kart player on Nintendo Switch."
- Pretended he was Allen Iverson as a kid.

## SEASON/UOFL CAREER HIGHS

<b>POINTS</b>	
Season	10, at Pitt, 2/7/23
Career	Same
<b>REBOUNDS</b>	
Season	6, vs. App State, 11/15/22
Career	Same
<b>FIELD GOALS</b>	
Season	2, 3x, last at Pitt, 2/7/23
Career	Same
<b>FIELD GOALS ATTEMPTED</b>	
Season	6, at Pitt, 2/7/23
Career	Same
<b>THREE-POINT FIELD GOALS</b>	
Season	2, at Pitt, 2/7/23
Career	Same
<b>THREE-POINT FIELD GOALS ATTEMPTED</b>	
Season	4, 2x, last at Pitt, 2/7/23
Career	Same
<b>FREE THROWS</b>	
Season	4, at Pitt, 2/7/23
Career	Same
<b>FREE THROWS ATTEMPTED</b>	
Season	4, 2x, last at Pitt, 2/7/23
Career	Same
<b>ASSISTS</b>	
Season	2, 2x, last vs. Florida State, 2/4/23
Career	Same
<b>BLOCKED SHOTS</b>	
Season	1, at Pitt, 2/7/23
Career	Same
<b>STEALS</b>	
Season	2, vs. Texas Tech, 11/22/22
Career	Same
<b>MINUTES PLAYED</b>	
Season	25, vs. App State, 11/15/22
Career	Same

## HERCY MILLER FILE

- Scored career-high 10 points with two made 3s at Pitt on Feb. 7
- Added five points and six rebounds in a career-high 25 minutes against App State on Nov. 15
- Transfer guard who played in six of the first seven games as a freshman at Tennessee State in November 2021 before suffering an injury
- Averaged 10.6 points per game as a senior in helping Minnehaha Academy in Minneapolis, Minn., to a 20-1 record, a No. 8 national ranking and the school's fourth straight Class 3A Minnesota state championship in 2020-21
- Miller was a three-star prospect as a senior in ESPN's rankings

## MILLER CAREER STATISTICS

Year	GP	GS	Min	Avg	FG	FGA	Pct	3FG	3FGA	Pct	FT	FTA	Pct	OReb	DReb	Reb	Avg	PF	FO	Ast	TO	Blk	Stl	Pts	Avg
<b>At Tennessee State</b>																									
2021-22	6	0	61	10.2	3	14	.214	0	4	.000	6	8	.750	0	5	5	0.8	13	1	1	4	0	3	12	2.0
<b>At Louisville</b>																									
2022-23	22	0	178	8.1	12	43	.279	5	20	.250	12	18	.667	11	15	26	1.2	19	0	9	10	1	4	41	1.9
<b>TOTAL</b>	<b>28</b>	<b>0</b>	<b>238</b>	<b>8.5</b>	<b>15</b>	<b>57</b>	<b>.263</b>	<b>5</b>	<b>24</b>	<b>.208</b>	<b>18</b>	<b>26</b>	<b>.692</b>	<b>11</b>	<b>20</b>	<b>31</b>	<b>1.1</b>	<b>32</b>	<b>1</b>	<b>10</b>	<b>14</b>	<b>1</b>	<b>7</b>	<b>53</b>	<b>1.9</b>





# #21 SYDNEY CURRY

**SENIOR | FORWARD | 6-8 | 270 | 1L**  
**FORT WAYNE, IND. (JOHN A. LOGAN COLLEGE)**  
*Years at UofL: 2 | Years in college: 4 | Eligibility (including this year): 2*

Opp.	GS	Min	FG	A	Pct	3FG	A	Pct	FT	A	Pct	O	D	T	PF	FO	A	TO	B	S	Pts
BELLARMINE	*	16	0	0	.000	0	0	.000	0	0	.000	1	2	3	2	0	0	1	0	0	0
WRIGHT STATE	*	22	1	2	.500	0	0	.000	1	2	.500	0	6	6	1	0	0	1	1	1	3
APPALACHIAN ST.	*	17	1	3	.333	0	0	.000	0	0	.000	1	7	8	2	0	0	2	1	0	2
vs. Arkansas	*	18	1	2	.500	0	0	.000	1	2	.500	0	1	1	1	0	0	1	0	1	3
vs. Texas Tech	*	14	1	4	.250	0	0	.000	0	0	.000	2	2	4	3	0	0	0	0	0	2
vs. Cincinnati		10	0	1	.000	0	0	.000	0	0	.000	1	4	5	0	0	0	0	0	0	0
MARYLAND		7	0	1	.000	0	0	.000	0	1	.000	0	1	1	1	0	0	0	0	0	0
MIAMI*	*	11	0	0	.000	0	0	.000	0	0	.000	0	2	2	2	0	0	2	0	0	0
at Florida State*	*	9	2	2	1.000	0	0	.000	1	2	.500	1	1	2	3	0	0	0	0	0	5
WESTERN KY.	*	24	3	5	.600	0	0	.000	4	4	1.000	5	1	6	0	0	1	0	0	0	10
FLORIDA A&M	*	27	5	7	.714	0	0	.000	3	6	.500	5	14	19	3	0	0	4	2	1	13
LIPSCOMB	*	31	5	8	.625	0	0	.000	2	3	.667	2	5	7	3	0	0	0	1	1	12
at NC State*	*	23	7	10	.700	0	0	.000	2	5	.400	1	4	5	5	1	1	1	0	0	16
at Kentucky	*	15	1	1	1.000	0	0	.000	1	2	.500	1	1	2	4	0	1	1	1	1	3
SYRACUSE*	*	19	2	5	.400	0	0	.000	1	6	.167	4	3	7	3	0	1	1	0	0	5
WAKE FOREST*	*	24	2	3	.667	0	0	.000	1	2	.500	3	3	6	2	0	1	0	0	1	5
at Clemson*	*	35	3	5	.600	0	0	.000	4	6	.667	2	4	6	4	0	1	0	0	0	10
NORTH CAROLINA*	*	21	4	7	.471	0	0	.000	1	3	.333	0	4	4	5	1	0	2	1	0	9
PITTSBURGH*	*	23	2	8	.250	0	0	.000	0	0	.000	3	1	4	2	0	0	3	0	0	4
at Boston College*	*	32	5	6	.833	0	0	.000	0	1	.000	1	3	4	3	0	0	4	0	0	10
at Notre Dame*	*	15	1	4	.250	0	0	.000	1	2	.500	1	3	4	0	0	1	1	0	0	3
GEORGIA TECH*	*	17	2	4	.500	0	0	.000	2	3	.667	2	3	5	0	0	0	2	0	0	6
FLORIDA STATE*	*	20	4	5	.800	0	0	.000	0	0	.000	1	5	6	2	0	0	1	1	0	8
at Pittsburgh*	*	16	2	6	.333	0	0	.000	2	2	1.000	1	1	2	2	0	0	1	0	0	6
at Miami*	*	11	1	2	.500	0	0	.000	0	1	.000	1	0	1	2	0	0	0	0	0	2
VIRGINIA*																					
CLEMSON*																					
at Duke*																					
at Georgia Tech*																					
VIRGINIA TECH*																					
at Virginia*																					

## GETTING TO KNOW SYDNEY CURRY

- Born Nov. 18, 2000 ... Son of Lacy and Danielle Curry ... Has one brother, Lacy, Jr. ... Major is sport administration.
- Personal goal at UofL is to average a double-double.
- Best moment of his athletic career to date was scoring 40 points in a game.
- Chose to attend UofL because "it's close to home and a good school."
- Enjoys playing basketball and video games in his spare time.
- His dad and brother have had the greatest influence on his athletic career.
- Most proud of his accomplishments.
- When he played basketball as a kid, he pretended he was Michael Jordan.
- Few people know that he loves to cook.

## CURRY CAREER STATISTICS

Year	GP	GS	Min	Avg	FG	FGA	Pct	3FG	3FGA	Pct	FT	FTA	Pct	Oreb	DReb	Reb	Avg	PF	FO	Ast	TO	Blk	Stl	Pts	Avg	
<b>At John A. Logan College</b>																										
2019-20	31	20			173	234	.739	0	1	.000	73	166	.440	93	163	256	8.3	80	0	17	49	22	15	419	13.5	
2020-21	18	6			92	136	.676	0	1	.000	51	109	.468	72	78	150	8.3	44	1	36	41	15	15	235	13.1	
<b>At Louisville</b>																										
2021-22	28	12	382	13.7	88	131	.672	0	0	.000	22	45	.489	45	79	124	4.4	58	0	19	31	4	3	198	7.1	
2022-23	25	23	479	19.2	55	101	.545	0	0	.000	27	53	.509	39	81	120	4.8	55	2	7	28	8	6	137	5.5	
<b>D-I Total</b>	<b>53</b>	<b>35</b>	<b>862</b>	<b>16.3</b>	<b>143</b>	<b>232</b>	<b>.616</b>	<b>0</b>	<b>0</b>	<b>.000</b>	<b>49</b>	<b>98</b>	<b>.500</b>	<b>84</b>	<b>160</b>	<b>244</b>	<b>4.6</b>	<b>113</b>	<b>2</b>	<b>26</b>	<b>59</b>	<b>12</b>	<b>9</b>	<b>335</b>	<b>6.3</b>	

## SEASON/UOFL CAREER HIGHS

### POINTS

Season 16, at NC State, 12/22/22  
 Career 28, at Wake Forest, 2/26/22

### REBOUNDS

Season 19, vs. Florida A&M, 12/17/22  
 Career Same

### FIELD GOALS

Season 7, at NC State, 12/22/22  
 Career 13, at Wake Forest, 2/26/22

### FIELD GOALS ATTEMPTED

Season 10, at NC State, 12/22/22  
 Career 18, at Wake Forest, 2/26/22

### THREE-POINT FIELD GOALS

Season 0  
 Career Same

### THREE-POINT FIELD GOALS ATTEMPTED

Season 0  
 Career Same

### FREE THROWS

Season 4, 2x, last at Clemson, 1/11/23  
 Career 6, vs. Virginia, 3/5/22

### FREE THROWS ATTEMPTED

Season 6, 3x, last at Clemson, 1/11/23  
 Career 6, 4x, last at Clemson, 1/11/23

### ASSISTS

Season 1, 7x, last at Notre Dame, 1/28/23  
 Career 3, 3x, last vs. Virginia, 3/5/22

### BLOCKED SHOTS

Season 2, vs. Florida A&M, 12/17/22  
 Career 2, 2x, last vs. Florida A&M, 12/17/22

### STEALS

Season 1, 6x, last vs. Wake Forest, 1/7/23  
 Career 1, 9x, last vs. Wake Forest, 1/7/23

### MINUTES PLAYED

Season 35, at Clemson, 1/11/23  
 Career Same

## SYDNEY CURRY FILE

- Averaging 7.6 points and 5.5 rebounds while shooting 57% from the field in the last 16 games
- Scored 13 points with a career-high 19 rebounds against Florida A&M on Dec. 17
- Blossomed late last season, averaging 17.6 points and 9.0 rebounds in his last five games while shooting 64.4 percent from the field (38-of-59)
- Achieved double-doubles twice in his last four games, including 18 points and 11 rebounds at Virginia Tech; and 24 points, a career-high 14 rebounds and three assists while connecting on 9-of-13 field goals vs. Virginia on March 5



# #22 KAMARI LANDS

**FRESHMAN | FORWARD | 6-8 | 220 | HS**  
**INDIANAPOLIS, IND. (HILLCREST PREP ACADEMY)**  
*Years at UofL: 1 | Years in college: 1 | Eligibility (including this year): 4*

Opp.	GS	Min	FG	A	Pct	3FG	A	Pct	FT	A	Pct	O	D	T	PF	FO	A	TO	B	S	Pts
BELLARMINE		21	0	6	.000	0	4	.000	2	2	1.000	0	0	0	0	0	0	2	0	0	2
WRIGHT STATE		11	0	2	.000	0	2	.000	0	0	.000	0	3	3	2	0	1	1	0	0	0
APPALACHIAN ST.		14	0	3	.000	0	2	.000	0	0	.000	0	1	1	1	0	0	0	0	0	0
vs. Arkansas		21	3	5	.600	1	2	.500	6	6	1.000	0	2	2	0	0	0	1	0	0	13
vs. Texas Tech		20	0	7	.000	0	2	.000	0	0	.000	0	1	1	2	0	1	0	0	2	0
vs. Cincinnati		20	3	6	.500	1	3	.333	3	4	.750	0	4	4	1	0	1	2	0	1	10
MARYLAND		16	0	3	.000	0	1	.000	2	2	1.000	0	5	5	1	0	0	1	0	0	2
MIAMI*		19	3	8	.375	1	4	.250	2	2	1.000	0	0	0	1	0	1	0	0	3	9
at Florida State*		12	1	3	.333	0	0	.000	0	0	.000	0	2	2	0	0	0	1	0	0	2
WESTERN KY.		27	3	9	.333	3	7	.429	6	6	1.000	0	3	3	0	0	1	1	0	0	15
FLORIDA A&M		24	1	5	.200	1	3	.333	4	4	1.000	0	2	2	1	0	0	2	1	0	7
LIPSCOMB		19	1	5	.200	1	4	.250	5	6	.833	0	1	1	2	0	0	0	0	0	8
at NC State*		20	2	7	.286	1	3	.333	0	0	.000	0	1	1	1	0	1	3	0	1	5
at Kentucky		26	3	6	.500	0	1	.000	3	4	.750	3	0	3	3	0	0	0	0	0	9
SYRACUSE*	*	31	3	11	.273	1	6	.167	0	0	.000	2	1	3	1	0	1	1	0	1	7
WAKE FOREST*	*	18	1	7	.143	1	2	.500	0	0	.000	1	0	1	1	0	0	1	0	0	3
at Clemson*	*	21	2	4	.500	2	4	.500	0	0	.000	0	0	0	4	0	1	1	0	0	6
NORTH CAROLINA*		14	1	3	.333	0	1	.000	0	0	.000	0	0	0	2	0	0	0	1	0	2
PITTSBURGH*	*	19	0	5	.000	0	2	.000	0	0	.000	0	2	2	1	0	0	1	0	1	0
at Boston College*	*	25	0	2	.000	0	1	.000	2	2	1.000	0	2	2	1	0	0	1	0	0	2
at Notre Dame*		21	3	3	1.000	2	2	1.000	0	0	.000	0	1	1	1	0	2	2	1	0	8
GEORGIA TECH*		25	2	4	.500	1	2	.500	6	6	1.000	1	4	5	1	0	2	1	0	2	11
FLORIDA STATE*		22	6	10	.600	3	5	.600	0	0	.000	0	3	3	0	0	1	0	0	1	15
at Pittsburgh*		22	1	5	.200	1	5	.200	2	2	1.000	0	1	1	1	0	1	0	0	1	5
at Miami*		23	5	7	.714	3	4	.750	0	0	.000	0	2	2	3	0	1	4	0	1	13
VIRGINIA*																					
CLEMSON*																					
at Duke*																					
at Georgia Tech*																					
VIRGINIA TECH*																					
at Virginia*																					

## GETTING TO KNOW KAMARI LANDS

- Born May 22, 2003... Son of Kristy Long and Chaka Lands ... Has one sibling: Jaraan ... Major is sport administration.
- Personal goal at UofL is to win.
- Chose to attend UofL because "it's close to home and it felt like family."
- The best thing about being a Cardinal to him is the community.
- He enjoys building LEGOs in his spare time.
- The best moment of his athletic career so far was coming to Louisville.
- Few people know this, but he loves country music.
- The basketball player he most admires is LeBron James.
- Best athlete he's ever faced is Paolo Banchemero.
- When he played basketball as a kid, he always pretended he was LeBron James.
- If a movie was made of his life, he thinks Eddie Murphy would play him.
- His father had the greatest influence on his basketball career.
- He wears the No. 22 because he was born on the 22nd of May.

## SEASON/UOFL CAREER HIGHS

### POINTS

Season 15, 2x, last vs. Florida State, 2/4/23  
 Career Same

### REBOUNDS

Season 5, 2x, last vs. Georgia Tech, 2/1/23  
 Career Same

### FIELD GOALS

Season 6, vs. Florida State, 2/4/23  
 Career Same

### FIELD GOALS ATTEMPTED

Season 11, vs. Syracuse, 1/3/23  
 Career Same

### THREE-POINT FIELD GOALS

Season 3, 3x, last at #19/20 Miami, 2/11/23  
 Career Same

### THREE-POINT FIELD GOALS ATTEMPTED

Season 7, vs. Western Kentucky, 12/14/22  
 Career Same

### FREE THROWS

Season 6, 3x, last vs. Georgia Tech, 2/1/23  
 Career Same

### FREE THROWS ATTEMPTED

Season 6, 4x, last vs. Georgia Tech, 2/1/23  
 Career Same

### ASSISTS

Season 2, 2x, last vs. Georgia Tech, 2/1/23  
 Career Same

### BLOCKED SHOTS

Season 1, 3x, last at Notre Dame, 1/28/23  
 Career Same

### STEALS

Season 3, vs. Miami, 12/4/22  
 Career Same

### MINUTES PLAYED


Season 31, vs. Syracuse, 1/3/23  
 Career Same

## KAMARI LANDS FILE

- Averaging 10.4 points while shooting 59% from field and 56% from 3 in the last five games
- Tied his career high with 15 points and three made 3s against Florida State on Feb. 4
- Made first career start vs. Syracuse on Jan. 3, scoring seven points in a career-high 31 minutes
- Scored career-high 15 points with three made 3s in 27 minutes vs. Western Kentucky on Dec. 14
- Scored team-high 13 points, including his first career field goals, against Arkansas on Nov. 21
- Averaged 33.4 points, 10.5 rebounds, 2.8 assists, and 2.5 steals per game and shot 55 percent from the field as a senior in 2021-22 for Hillcrest Prep
- Ranked as the No. 39 player in the nation in the 2022 ESPN 100, No. 47 in the 247Sports Composite rankings, and No. 81 by Rivals.com

## LANDS CAREER STATISTICS

Year	GP	GS	Min	Avg	FG	FGA	Pct	3FG	3FGA	Pct	FT	FTA	Pct	Oreb	DReb	Reb	Avg	PF	FO	Ast	TO	Blk	Stl	Pts	Avg
2022-23	25	5	512	20.5	44	136	.324	23	72	.319	43	46	.935	7	41	48	1.9	31	0	15	26	3	14	154	6.2
<b>TOTAL</b>	<b>25</b>	<b>5</b>	<b>512</b>	<b>20.5</b>	<b>44</b>	<b>136</b>	<b>.324</b>	<b>23</b>	<b>72</b>	<b>.319</b>	<b>43</b>	<b>46</b>	<b>.935</b>	<b>7</b>	<b>41</b>	<b>48</b>	<b>1.9</b>	<b>31</b>	<b>0</b>	<b>15</b>	<b>26</b>	<b>3</b>	<b>14</b>	<b>154</b>	<b>6.2</b>



# #23 ZAN PAYNE

**GRADUATE SENIOR | GUARD/FORWARD | 6-5 | 230 | TR**  
**LEXINGTON, KY. (UNIV. OF KENTUCKY)**  
*Years at UofL: 1 | Years in college: 5 | Eligibility (including this year): 1*

Opp.	GS	Min	FG	A	Pct	3FG	A	Pct	FT	A	Pct	O	D	T	PF	FO	A	TO	B	S	Pts
BELLARMINE		2	0	1	.000	0	1	.000	0	0	.000	0	0	0	0	0	0	0	0	0	0
WRIGHT STATE	DNP																				
APPALACHIAN ST.		5	0	0	.000	0	0	.000	0	0	.000	0	2	2	1	0	0	1	0	0	0
vs. Arkansas		3	0	0	.000	0	0	.000	0	0	.000	0	0	0	0	0	0	0	0	0	0
vs. Texas Tech		2	1	1	1.000	0	0	.000	1	2	.500	1	0	1	1	0	0	0	0	0	3
vs. Cincinnati	DNP																				
MARYLAND		5	0	0	.000	0	0	.000	0	0	.000	0	0	0	2	0	0	0	0	0	0
MIAMI*		4	0	0	.000	0	0	.000	0	0	.000	0	1	1	1	0	0	0	0	0	0
at Florida State*		6	0	1	.000	0	1	.000	0	0	.000	1	2	3	2	0	1	0	0	0	0
WESTERN KY.		1	0	0	.000	0	0	.000	0	0	.000	0	0	0	0	0	0	0	0	0	0
FLORIDA A&M	DNP																				
LIPSCOMB	DNP																				
at NC State*		2	0	0	.000	0	0	.000	0	0	.000	0	0	0	0	0	0	0	0	0	0
at Kentucky		2	0	0	.000	0	0	.000	0	0	.000	0	0	0	0	0	0	0	0	0	0
SYRACUSE*	DNP																				
WAKE FOREST*	DNP																				
at Clemson*		5	0	1	.000	0	1	.000	0	0	.000	1	0	1	0	0	0	0	0	0	0
NORTH CAROLINA*		5	1	1	1.000	0	0	.000	0	0	.000	1	0	1	0	0	0	0	0	0	2
PITTSBURGH*		4	0	1	.000	0	0	.000	0	0	.000	0	0	0	0	0	0	0	0	0	0
at Boston College*		3	0	0	.000	0	0	.000	0	0	.000	0	0	0	1	0	0	0	0	0	0
at Notre Dame*		6	0	0	.000	0	0	.000	0	0	.000	0	1	1	0	0	0	0	0	0	0
GEORGIA TECH*		2	0	0	.000	0	0	.000	0	0	.000	0	0	0	0	0	0	0	0	0	0
FLORIDA STATE*	DNP																				
at Pittsburgh*		9	0	1	.000	0	0	.000	0	0	.000	2	1	3	0	0	0	0	0	0	0
at Miami*		4	0	0	.000	0	0	.000	0	0	.000	1	0	1	1	0	0	0	0	0	0
VIRGINIA*																					
CLEMSON*																					
at Duke*																					
at Georgia Tech*																					
VIRGINIA TECH*																					
at Virginia*																					

## SEASON/UOFL CAREER HIGHS

### POINTS

Season 3, vs. Texas Tech, 11/22/22  
 Career Same

### REBOUNDS

Season 3, 2x, last at Pitt, 2/7/23  
 Career Same

### FIELD GOALS

Season 1, 2x, last vs. North Carolina, 1/14/23  
 Career Same

### FIELD GOALS ATTEMPTED

Season 1, 6x, last at Pitt, 2/7/23  
 Career Same

### THREE-POINT FIELD GOALS

Season 0  
 Career Same

### THREE-POINT FIELD GOALS ATTEMPTED

Season 1, 2x, at Florida State, 12/10/22  
 Career Same

### FREE THROWS

Season 1, vs. Texas Tech, 11/22/22  
 Career Same

### FREE THROWS ATTEMPTED

Season 2, vs. Texas Tech, 11/22/22  
 Career Same

### ASSISTS

Season 1, at Florida State, 12/10/22  
 Career Same

### BLOCKED SHOTS

Season 0  
 Career Same

### STEALS

Season 0  
 Career Same

### MINUTES PLAYED

Season 9, at Pitt, 2/7/23  
 Career Same

## ZAN PAYNE FILE

- Transfer from the University of Kentucky, where he was a member of the team for the last four seasons
- The son of UofL head coach Kenny Payne, Zan earned an undergraduate degree in communication at Kentucky in August 2021 and was pursuing an undergraduate certificate in business and economics when he transferred to UofL
- A three-time member of the Southeastern Conference Winter Academic Honor Roll, Payne played three seasons and 11 career games with UK

## GETTING TO KNOW ZAN PAYNE

- Born March 23, 2000... Son of Michelle and Kenny Payne ... Has one sibling: Alexis ... Pursuing a post baccalaureate as a graduate.
- Personal goal at UofL is to "become a better player, be a good teammate and show people I belong."
- Chose to attend UofL because "it's a great school to be-

come a better person, learn, grow for life and be put around great people."

- Enjoys playing video games in his spare time.
- If you walked into his dorm room, the first thing you would notice is his shoes.
- Best athlete he's ever faced is PJ Washington.

## PAYNE CAREER STATISTICS

Year	GP	GS	Min	Avg	FG	FGA	Pct	3FG	3FGA	Pct	FT	FTA	Pct	OReb	DReb	Reb	Avg	PF	FO	Ast	TO	Blk	Stl	Pts	Avg
<b>At Kentucky</b>																									
2018-19																									
2019-20																									
2020-21	2	0	4	2.0	1	2	.500	0	0	.000	0	0	.000	1	1	2	1.0	0	0	0	0	0	0	2	1.0
2021-22	9	0	12	1.3	2	6	.333	0	3	.000	4	4	1.000	0	2	2	0.2	1	0	0	1	0	1	8	0.9
<b>At Louisville</b>																									
2022-23	18	0	70	3.9	2	7	.286	0	3	.000	1	2	.500	7	7	14	0.8	9	0	1	1	0	0	5	0.3
<b>Total</b>	<b>29</b>	<b>0</b>	<b>87</b>	<b>3.0</b>	<b>5</b>	<b>15</b>	<b>.333</b>	<b>0</b>	<b>6</b>	<b>.000</b>	<b>5</b>	<b>6</b>	<b>.833</b>	<b>8</b>	<b>10</b>	<b>18</b>	<b>0.6</b>	<b>10</b>	<b>0</b>	<b>1</b>	<b>2</b>	<b>0</b>	<b>1</b>	<b>15</b>	<b>0.5</b>



# #24 JAE'LYN WITHERS

**RS JUNIOR | FORWARD | 6-9 | 220 | 2L**  
**CHARLOTTE, N.C. (CLEVELAND HEIGHTS HS)**  
*Years at UoFL: 4 | Years in college: 4 | Eligibility (including this year): 2*

Opp.	GS	Min	FG	A	Pct	3FG	A	Pct	FT	A	Pct	O	D	T	PF	FO	A	TO	B	S	Pts
BELLARMINE	*	25	5	9	.556	2	3	.667	5	5	1.000	0	2	2	5	1	0	3	0	2	17
WRIGHT STATE	*	34	7	11	.636	1	5	.200	0	0	.000	0	11	11	0	0	2	0	5	15	15
APPALACHIAN ST.	*	10	0	1	.000	0	0	.000	0	0	.000	0	0	0	5	1	0	3	0	0	0
vs. Arkansas	*	25	1	4	.250	0	2	.000	5	6	.833	0	5	5	4	0	1	3	0	1	7
vs. Texas Tech	*	26	3	7	.429	1	2	.500	0	0	.000	0	5	5	2	0	0	5	0	0	7
vs. Cincinnati	*	30	2	7	.286	1	5	.200	1	3	.333	2	5	7	4	0	2	0	0	0	6
MARYLAND	*	17	2	7	.286	0	2	.000	1	2	.500	0	2	2	3	0	0	2	0	0	5
MIAMI*	*	26	4	8	.500	2	4	.500	2	2	1.000	1	5	6	2	0	0	3	1	0	12
at Florida State*	*	25	3	10	.300	2	5	.400	0	0	.000	2	5	7	2	0	3	1	1	1	8
WESTERN KY.	*	19	4	4	1.000	2	2	1.000	0	0	.000	1	5	6	3	0	3	3	0	1	10
FLORIDA A&M	*	18	3	6	.500	1	2	.500	0	0	.000	2	3	5	1	0	1	4	1	0	7
LIPSCOMB	*	25	4	10	.400	1	2	.500	0	0	.000	1	3	4	1	0	1	1	0	1	9
at NC State*	*	17	0	3	.000	0	0	.000	1	2	.500	1	2	3	2	0	0	3	1	0	1
at Kentucky	*	17	0	1	.000	0	0	.000	2	2	1.000	0	1	1	2	0	0	1	0	0	2
SYRACUSE*	*	22	4	11	.364	2	6	.333	0	0	.000	0	7	7	4	0	1	2	1	1	10
WAKE FOREST*	*	27	3	7	.429	2	4	.500	3	4	.750	2	3	5	1	0	0	1	1	0	11
at Clemson*	*	21	4	6	.667	3	3	1.000	0	0	.000	0	1	1	2	0	0	3	1	1	11
NORTH CAROLINA*	*	31	3	9	.333	0	3	.000	2	3	.667	2	6	8	2	0	0	1	0	0	8
PITTSBURGH*	*	26	2	6	.333	1	3	.333	3	4	.750	1	6	7	2	0	0	1	1	1	8
at Boston College*	*	30	6	12	.500	2	4	.500	2	2	1.000	0	7	7	3	0	1	3	0	0	16
at Notre Dame*	*	16	4	10	.400	2	5	.400	0	0	.000	2	2	4	4	0	0	4	1	0	10
GEORGIA TECH*	*	35	4	8	.500	4	6	.667	7	9	.778	0	13	13	4	0	1	2	0	2	19
FLORIDA STATE*	*	34	4	7	.571	4	6	.667	2	2	1.000	0	4	4	1	0	1	3	0	0	14
at Pittsburgh*	*	22	2	7	.286	1	2	.500	4	6	.667	0	1	1	3	0	1	2	0	1	9
at Miami*	*	38	7	10	.700	4	6	.667	0	0	.000	0	5	5	3	0	1	2	1	1	18
VIRGINIA*																					
CLEMSON*																					
at Duke*																					
at Georgia Tech*																					
VIRGINIA TECH*																					
at Virginia*																					

## GETTING TO KNOW JAE'LYN WITHERS

- Born Dec. 20, 2000 ... Son of Sheena Carr and Curtis Withers ... Has four siblings: Jayla, Ja'Kayla and Jah'King Withers and Messiah Carr ... Major is exercise science.
- Best moment of his athletic career to date was winning the 2018 I-MECK Player of the Year award.
- Personal goal at UoFL is to win a national championship and maintain a 3.0 GPA.
- Enjoys playing video games in his spare time.
- Chose to attend UoFL because "it felt like home and there

- were welcoming arms."
- Best basketball advice given to him was "don't take the day for granted."
- Feels Ray Allen would be the best actor to play him in a movie.
- If you walked into his dorm room, the first thing you would notice is his huge television.
- Few people know that he loves anime.
- Best thing about being a Cardinal is "the fans treat you like an NBA player."

## SEASON/UOFL CAREER HIGHS

### POINTS

Season 19, vs. Georgia Tech, 2/1/23  
 Career 20, 2x, last at Notre Dame, 2/9/22

### REBOUNDS

Season 13, vs. Georgia Tech, 2/1/23  
 Career 13, 2x, last vs. Georgia Tech, 2/1/23

### FIELD GOALS

Season 7, 2x, last at #19/20 Miami, 2/11/23  
 Career 9, at Notre Dame, 2/9/22

### FIELD GOALS ATTEMPTED

Season 12, at Boston College, 1/25/23  
 Career 17, at Notre Dame, 2/9/22

### THREE-POINT FIELD GOALS

Season 4, 3x, last at #19/20 Miami, 2/11/23  
 Career Same

### THREE-POINT FIELD GOALS ATTEMPTED

Season 6, 4x, last at #19/20 Miami, 2/11/23  
 Career 7, vs. Furman, 11/12/21

### FREE THROWS

Season 7, vs. Georgia Tech, 2/1/23  
 Career Same

### FREE THROWS ATTEMPTED

Season 9, vs. Georgia Tech, 2/1/23  
 Career Same

### ASSISTS

Season 3, 2x, last vs. Western Kentucky, 12/14/22  
 Career 3, 3x, last vs. Western Kentucky, 12/14/22

### BLOCKED SHOTS

Season 1, 10x, last at #19/20 Miami, 2/11/23  
 Career 2, 4x, last vs. Clemson, 2/19/22

### STEALS

Season 5, vs. Wright State, 11/12/22  
 Career Same

### MINUTES PLAYED

Season 38, at #19/20 Miami, 2/11/23  
 Career Same

## JAE'LYN WITHERS FILE

- Averaging 12.2 points and 5.6 rebounds over the last 11 games with eight double-digit outings
- Scored season-high 19 points vs. Georgia Tech on Feb. 1 with career highs for rebounds (13), made 3s (4), made free throws (7) and FT attempts (9)
- Tallied 15 points, 11 rebounds and a career-high five steals against Wright State on Nov. 12
- Scored team-high 17 points with two made 3s in season opener against Bellarmine on Nov. 9
- Starting forward in 15 games last season who was second on the team in rebounding (4.6 rpg) and third in steals (20 total)
- Tied his career scoring high of 20 points against Notre Dame last season

## WITHERS CAREER STATISTICS

Year	GP	GS	Min	Avg	FG	FGA	Pct	3FG	3FGA	Pct	FT	FTA	Pct	OReb	DReb	Reb	Avg	PF	FO	Ast	TO	Blk	Stl	Pts	Avg
2019-20																									
2020-21	20	20	515	25.7	79	143	.552	8	21	.381	36	53	.679	51	102	153	7.7	62	4	9	24	7	18	202	10.1
2021-22	29	15	525	18.1	64	156	.410	15	64	.234	24	36	.667	30	102	132	4.6	56	1	16	44	12	20	167	5.8
2022-23	25	22	614	24.6	81	181	.448	38	82	.463	40	52	.769	17	109	126	5.0	65	2	17	58	10	18	240	9.6
<b>Total</b>	<b>74</b>	<b>57</b>	<b>1654</b>	<b>22.3</b>	<b>224</b>	<b>480</b>	<b>.467</b>	<b>61</b>	<b>167</b>	<b>.365</b>	<b>100</b>	<b>141</b>	<b>.709</b>	<b>98</b>	<b>313</b>	<b>411</b>	<b>5.6</b>	<b>183</b>	<b>7</b>	<b>42</b>	<b>126</b>	<b>29</b>	<b>56</b>	<b>609</b>	<b>8.2</b>





# #30 ASHTON MYLES-DEVORE

**JUNIOR | GUARD | 6-1 | 165 | 2Y**  
**VERSAILLES, KY. (WOODFORD COUNTY HS)**

*Years at UofL: 3 | Years in college: 3 | Eligibility (including this year): 3*

Opp.	GS	Min	FG	A	Pct	3FG	A	Pct	FT	A	Pct	O	D	T	PF	FO	A	TO	B	S	Pts	
BELLARMINE		DNP																				
WRIGHT STATE		DNP																				
APPALACHIAN ST.		DNP																				
vs. Arkansas	1	0	0	0	.000	0	0	.000	0	0	.000	0	0	0	0	0	0	0	0	0	0	0
vs. Texas Tech		DNP																				
vs. Cincinnati		DNP																				
MARYLAND	1	0	0	0	.000	0	0	.000	0	0	.000	0	0	0	0	0	0	0	0	0	0	0
MIAMI*		DNP																				
at Florida State*	2	0	1	0	.000	0	1	.000	0	0	.000	0	0	0	0	0	0	0	0	0	0	0
WESTERN KY.		DNP																				
FLORIDA A&M		DNP																				
LIPSCOMB		DNP																				
at NC State*		DNP																				
at Kentucky		DNP																				
SYRACUSE*		DNP																				
WAKE FOREST*		DNP																				
at Clemson*		DNP																				
NORTH CAROLINA*		DNP																				
PITTSBURGH*		DNP																				
at Boston College*		DNP																				
at Notre Dame*		DNP																				
GEORGIA TECH*		DNP																				
FLORIDA STATE*		DNP																				
at Pittsburgh*		DNP																				
at Miami*		DNP																				
VIRGINIA*																						
CLEMSON*																						
at Duke*																						
at Georgia Tech*																						
VIRGINIA TECH*																						
at Virginia*																						

## GETTING TO KNOW ASHTON MYLES-DEVORE

- Born Nov. 21, 2001 ... Son of Leslie Devore and Ellis Myles ... Has two younger sisters (Ealyn, Eloni) and one younger brother (Elias) ... Major is sport administration.
- Myles-Devore's father Ellis Myles was the starting center on Louisville's 2004-05 NCAA Final Four team that achieved a 33-5 record.
- Personal goal at UofL is to "play the sport I love and graduate with a degree."
- Best basketball advice given to him was "hard work

- beats talent when talent doesn't work hard."
- His grandfather has had the greatest influence on his athletic career.
- Best moment of his athletic career to date was checking into his first collegiate game.
- If you walked into his dorm room, the first thing you would notice are his LED lights.
- Best thing about being a Cardinal is "carrying on a legacy."

## SEASON/UOFL CAREER HIGHS

<b>POINTS</b>	
Season	0
Career	Same
<b>REBOUNDS</b>	
Season	0
Career	Same
<b>FIELD GOALS</b>	
Season	0
Career	Same
<b>FIELD GOALS ATTEMPTED</b>	
Season	1, at Florida State, 12/10/22
Career	Same
<b>THREE-POINT FIELD GOALS</b>	
Season	0
Career	Same
<b>THREE-POINT FIELD GOALS ATTEMPTED</b>	
Season	1, at Florida State, 12/10/22
Career	Same
<b>FREE THROWS</b>	
Season	0
Career	Same
<b>FREE THROWS ATTEMPTED</b>	
Season	0
Career	Same
<b>ASSISTS</b>	
Season	0
Career	Same
<b>BLOCKED SHOTS</b>	
Season	0
Career	1, at Virginia Tech, 3/1/22
<b>STEALS</b>	
Season	0
Career	Same
<b>MINUTES PLAYED</b>	
Season	2, at Florida State, 12/10/22
Career	Same

## ASHTON MYLES-DEVORE FILE

- Walk-on guard who saw his only action of the 2021-22 season in the closing minute at Virginia Tech
- Lone action of the 2020-21 season was in the closing minute against Western Kentucky
- Averaged 11.0 points, 4.3 rebounds and shot 41.7 percent from three-point range (45-of-108) as a senior as Woodford County High School
- Had a team-high 21 points and four rebounds in the first-round district victory and received all-tournament team honors
- As a junior, Myles-Devore averaged 7.2 points and 2.4 rebounds while connecting on 36 percent of his three-point attempts (40-of-111) as Woodford County went 21-11

## MYLES-DEVORE CAREER STATISTICS

Year	GP	GS	Min	Avg	FG	FGA	Pct	3FG	3FGA	Pct	FT	FTA	Pct	OReb	DReb	Reb	Avg	PF	FO	Ast	TO	Blk	Stl	Pts	Avg
2020-21	1	0	1	0.8	0	0	.000	0	0	.000	0	0	.000	0	0	0	0.0	0	0	0	1	0	0	0	0.0
2021-22	1	0	1	1.2	0	0	.000	0	0	.000	0	0	.000	0	0	0	0.0	0	0	0	1	1	0	0	0.0
2022-23	3	0	4	1.5	0	1	.000	0	1	.000	0	0	.000	0	0	0	0.0	0	0	0	0	0	0	0	0.0
<b>Total</b>	<b>5</b>	<b>0</b>	<b>6</b>	<b>1.3</b>	<b>0</b>	<b>1</b>	<b>.000</b>	<b>0</b>	<b>1</b>	<b>.000</b>	<b>0</b>	<b>0</b>	<b>.000</b>	<b>0</b>	<b>0</b>	<b>0</b>	<b>0.0</b>	<b>0</b>	<b>0</b>	<b>0</b>	<b>2</b>	<b>1</b>	<b>0</b>	<b>0</b>	<b>0.0</b>



# #33 AIDAN MCCOOL

**JUNIOR | GUARD | 6-3 | 165 | TR  
CHARLESTON, S.C. (MARYLAND)**

*Years at UofL: 1 | Years in college: 3 | Eligibility (including this year): 3*

Opp.	GS	Min	FG	A	Pct	3FG	A	Pct	FT	A	Pct	O	D	T	PF	FO	A	TO	B	S	Pts	
BELLARMINE	DNP																					
WRIGHT STATE	DNP																					
APPALACHIAN ST.	DNP																					
vs. Arkansas	1	0	0	.000	0	0	.000	0	0	.000	0	0	0	0	0	0	0	0	0	0	0	0
vs. Texas Tech	DNP																					
vs. Cincinnati	DNP																					
MARYLAND	1	0	0	.000	0	0	.000	0	0	.000	0	0	0	0	0	0	0	0	0	0	0	0
MIAMI*	DNP																					
at Florida State*	2	0	0	.000	0	0	.000	0	0	.000	0	1	1	0	0	0	0	0	0	0	0	0
WESTERN KY.	DNP																					
FLORIDA A&M	DNP																					
LIPSCOMB	DNP																					
at NC State*	DNP																					
at Kentucky	DNP																					
SYRACUSE*	DNP																					
WAKE FOREST*	DNP																					
at Clemson*	DNP																					
NORTH CAROLINA*	DNP																					
PITTSBURGH*	DNP																					
at Boston College*	DNP																					
at Notre Dame*	DNP																					
GEORGIA TECH*	DNP																					
FLORIDA STATE*	DNP																					
at Pittsburgh*	DNP																					
at Miami*	DNP																					
VIRGINIA*																						
CLEMSON*																						
at Duke*																						
at Georgia Tech*																						
VIRGINIA TECH*																						
at Virginia*																						

## GETTING TO KNOW AIDAN MCCOOL

- Born Sept. 5, 2001 ... Son of Deirdre and Chris McCool ... Has one sibling: Abby ... Major is exercise science.
- His father and uncle swam collegiately at Kansas and Columbia, respectively, and he has multiple cousins who've played college volleyball.
- Personal goal at UofL is to maintain a high GPA and possibly get his master's degree.

- Enjoys movies and TV shows in his spare time.
- The basketball player he most admires is Jimmy Butler.
- Best moment of his athletic career was his team being called on Selection Sunday his freshman year.
- If you walked into his dorm room, the first thing you would notice is his 70-inch TV.
- Thinks Matt Damon would play him in a movie about him.

## SEASON/UOFL CAREER HIGHS

### POINTS

Season	0
Career	Same

### REBOUNDS

Season	1, at Florida State, 12/10/22
Career	Same

### FIELD GOALS

Season	0
Career	Same

### FIELD GOALS ATTEMPTED

Season	0
Career	Same

### THREE-POINT FIELD GOALS

Season	0
Career	Same

### THREE-POINT FIELD GOALS ATTEMPTED

Season	0
Career	Same

### FREE THROWS

Season	0
Career	Same

### FREE THROWS ATTEMPTED

Season	0
Career	Same

### ASSISTS

Season	0
Career	Same

### BLOCKED SHOTS

Season	0
Career	Same

### STEALS

Season	0
Career	Same

### MINUTES PLAYED

Season	2, at Florida State, 12/10/22
Career	Same

## AIDAN MCCOOL FILE

- Transfer guard who has been a member of the University of Maryland men's basketball team the last two seasons
- While studying kinesiology at Maryland, McCool earned 2022 Academic All-Big Ten honors for achieving a cumulative grade-point average of 3.0 or higher
- Saw action in five games over his two years with the Terrapins, playing a career-best five minutes against Iowa as a sophomore while contributing two points and an assist
- Averaged 14.7 points, 5.7 rebounds and 2.1 assists as a senior at Bishop England High School

## MCCOOL CAREER STATISTICS

Year	GP	GS	Min	Avg	FG	FGA	Pct	3FG	3FGA	Pct	FT	FTA	Pct	OReb	DReb	Reb	Avg	PF	FO	Ast	TO	Blk	Stl	Pts	Avg
<b>At Maryland</b>																									
2020-21	2	0	3	1.5	0	0	.000	0	0	.000	2	2	1.000	0	0	0	0.0	1	0	1	0	0	0	2	1.0
2021-22	3	0	5	1.7	0	0	.000	0	0	.000	2	2	1.000	0	1	1	0.3	0	0	1	0	0	0	2	0.7
<b>At Louisville</b>																									
2022-23	3	0	4	1.2	0	0	.000	0	0	.000	0	0	.000	0	1	1	0.3	0	0	0	0	0	0	0	0.0
<b>Total</b>	<b>8</b>	<b>0</b>	<b>13</b>	<b>1.6</b>	<b>0</b>	<b>0</b>	<b>.000</b>	<b>0</b>	<b>0</b>	<b>.000</b>	<b>4</b>	<b>4</b>	<b>1.000</b>	<b>0</b>	<b>2</b>	<b>2</b>	<b>0.3</b>	<b>1</b>	<b>0</b>	<b>2</b>	<b>0</b>	<b>0</b>	<b>0</b>	<b>4</b>	<b>0.5</b>



# #34 EMMANUEL OKORAFOR

**FRESHMAN | FORWARD/CENTER | 6-9 | 220 | HS LAGOS, NIGERIA (NBA ACADEMY AFRICA)**

*Years at UofL: 1 | Years in college: 1 | Eligibility (including this year): 4*

Opp.	GS	Min	FG	A	Pct	3FG	A	Pct	FT	A	Pct	O	D	T	PF	FO	A	TO	B	S	Pts	
BELLARMINE																						
WRIGHT STATE																						
APPALACHIAN ST.																						
vs. Arkansas																						
vs. Texas Tech																						
vs. Cincinnati																						
MARYLAND																						
MIAMI*																						
at Florida State*																						
WESTERN KY.																						
FLORIDA A&M																						
LIPSCOMB																						
at NC State*																						
at Kentucky																						
SYRACUSE*																						
WAKE FOREST*																						
at Clemson*																						
NORTH CAROLINA*																						
PITTSBURGH*																						
at Boston College*		DNP																				
at Notre Dame*	18	3	5	.600	0	0	.000	2	3	.667	3	2	5	4	0	0	2	1	0		8	
GEORGIA TECH*	9	1	3	.333	0	0	.000	0	0	.000	1	3	4	3	0	1	1	1	0		2	
FLORIDA STATE*	9	1	2	.500	0	0	.000	0	0	.000	2	1	3	4	0	1	0	1	0		2	
at Pittsburgh*	20	2	8	.250	1	1	1.000	1	2	.500	4	2	6	3	0	0	1	4	0		6	
at Miami*	19	2	3	.667	0	0	.000	0	0	.000	0	3	3	3	0	0	1	0	0		4	
VIRGINIA*																						
CLEMSON*																						
at Duke*																						
at Georgia Tech*																						
VIRGINIA TECH*																						
at Virginia*																						

## GETTING TO KNOW EMMANUEL OKORAFOR

- Born June 8, 2004... Son of Kalu and Ngozi Okorator... Has three siblings: Emeka, Onyinye and Chukwudi... Pursuing a bachelor's degree in business.
- Personal goal at UofL is to "get better, win games and get my degree."
- Chose to attend UofL because "they have a good coaching staff that will help me get better and grow as a student and player."
- The best thing about being a Cardinal to him is "good people, good fans, and good facilities and coaches."
- Enjoys listening to music and dancing in his spare time.

- The basketball player he most admires is Giannis Antetokounmpo.
- His mother had the greatest influence on his basketball career.
- The best moment of his athletic career so far was winning the NBA Academy Games in Atlanta in 2022 and also playing in the Basketball Africa League.
- The best basketball advice anyone ever gave him was to "keep believing in yourself."
- He wears the No. 34 because Giannis Antetokounmpo is his idol and he wears No. 34.

## SEASON/UOFL CAREER HIGHS

### POINTS

Season 8, at Notre Dame, 1/28/23  
Career Same

### REBOUNDS

Season 6, at Pitt, 2/7/23  
Career Same

### FIELD GOALS

Season 3, at Notre Dame, 1/28/23  
Career Same

### FIELD GOALS ATTEMPTED

Season 8, at Pitt, 2/7/23  
Career Same

### THREE-POINT FIELD GOALS

Season 1, at Pitt, 2/7/23  
Career Same

### THREE-POINT FIELD GOALS ATTEMPTED

Season 1, at Pitt, 2/7/23  
Career Same

### FREE THROWS

Season 2, at Notre Dame, 1/28/23  
Career Same

### FREE THROWS ATTEMPTED

Season 3, at Notre Dame, 1/28/23  
Career Same

### ASSISTS

Season 1, 2x, last vs. Florida State, 2/4/23  
Career Same

### BLOCKED SHOTS

Season 4, at Pitt, 2/7/23  
Career Same

### STEALS

Season 0  
Career Same

### MINUTES PLAYED

Season 20, at Pitt, 2/7/23  
Career Same

## EMMANUEL OKORAFOR FILE

- Tallied six points, six rebounds and four blocks in 20 minutes at Pitt on Feb. 7
- Made his college debut with eight points, five rebounds and a block at Notre Dame on Jan. 28
- Joined Louisville roster in January 2023 and is immediately eligible
- Joined NBA Academy Africa in Saly, Senegal, in May 2021 and enrolled full-time in March 2022
- Was one of 12 NBA Academy prospects chosen last year to participate in the Basketball Africa League's Elevate program. T
- Averaged a double-double last season for BC Espoir Fukash out of the Democratic Republic of the Congo, highest of any BAL Elevate program player in the league
- Helped NBA Academy Africa to victory in the 2022 NBA Academy Games exhibitions

## OKORAFOR CAREER STATISTICS

Year	GP	GS	Min	Avg	FG	FGA	Pct	3FG	3FGA	Pct	FT	FTA	Pct	Oreb	DReb	Reb	Avg	PF	FO	Ast	TO	Blk	Stl	Pts	Avg
2022-23	5	0	74	14.9	9	21	.429	1	1	1.000	3	5	.600	10	11	21	4.2	17	0	2	5	7	0	22	4.4
<b>Total</b>	<b>5</b>	<b>0</b>	<b>74</b>	<b>14.9</b>	<b>9</b>	<b>21</b>	<b>.429</b>	<b>1</b>	<b>1</b>	<b>1.000</b>	<b>3</b>	<b>5</b>	<b>.600</b>	<b>10</b>	<b>11</b>	<b>21</b>	<b>4.2</b>	<b>17</b>	<b>0</b>	<b>2</b>	<b>5</b>	<b>7</b>	<b>0</b>	<b>22</b>	<b>4.4</b>

## GAME-BY-GAME STORYLINES

### OCTOBER 30, 2022 | LENOIR-RHYNE 57, LOUISVILLE 47 (EXH) | LOUISVILLE, KY.

- Jae'Lyn Withers recorded a double-double with 20 points and 10 rebounds
- Mike James scored eight points with two made 3s in his Cardinal debut
- Louisville shot 29.2% from the field overall and 23.8% in the second half
- LJ McCoy led Lenoir-Rhyne with 16 points

### NOV. 3, 2022 | LOUISVILLE 80, CHAMINADE 73 (EXH) | LOUISVILLE, KY.

- El Ellis scored a game-high 28 points with six rebounds and five assists
- Jae'Lyn Withers added 17 points and nine rebounds, making 3 of 4 3-pointers
- The Cardinals made 26 of 32 free throws, including 22 of 26 in the second half
- Braden Olsen led Chaminade with 27 points on 23 shots

### NOV. 9, 2022 | BELLARMINE 67, LOUISVILLE 66 | LOUISVILLE, KY.

- Louisville finished the game on an 11-0 run, but never reclaimed the lead
- Bellarmine led by as much as 14 in the first half and by 11 at halftime
- Jae'Lyn Withers had 17 points to lead Louisville
- Mike James scored 16 points in his first game as a Cardinal

### NOV. 12, 2022 | WRIGHT STATE 73, LOUISVILLE 72 | LOUISVILLE, KY.

- Louisville led by five with 1:32 left, but never scored again as Wright State scored the final six points
- Wright State's Trey Calvin hit the game-winning jumper at the buzzer
- El Ellis led UofL with a game-high 29 points, including the final 13 for the Cardinals
- Jae'Lyn Withers recorded his fourth double-double with 15 points, 11 rebounds and a career-high five steals

### NOV. 15, 2022 | APPALACHIAN STATE 61, LOUISVILLE 60 | LOUISVILLE, KY.

- Louisville finished the game on a 15-4 run, but El Ellis' game-winner at the buzzer was waved off in an official review
- Ellis scored a game-high 29 points, including Louisville's final seven points
- The Mountaineers led by 13 at halftime and by as much as 16 in the first half
- The Cardinals committed 18 turnovers which turned into 20 App State points

### NOV. 21, 2022 | #9/10 ARKANSAS 80, LOUISVILLE 54 | LAHAINA, MAUI, HAWAII

- Louisville trailed by five in the second half when Arkansas went on a 26-4 run, including a 17-0 burst
- The Cardinals committed 22 turnovers, including 16 in the second half
- Freshman Kamari Lands led UofL with 13 points, including his first career field goals
- Freshman Anthony Black paced Arkansas with a game-high 26 points

### NOV. 22, 2022 | #21/20 TEXAS TECH 70, LOUISVILLE 38 | LAHAINA, MAUI, HAWAII

- Texas Tech seized control with a 25-0 run over the end of the first half and beginning of the second half
- Louisville shot just 22.4% from the field and 16.7% from the 3-point line
- The Cardinals committed 18 turnovers which turned into 18 Red Raider points
- El Ellis and Jae'Lyn Withers each scored seven points to lead UofL

### NOV. 23, 2022 | CINCINNATI 81, LOUISVILLE 62 | LAHAINA, MAUI, HAWAII

- Louisville trailed by just one at halftime, but Cincinnati pulled away with an 11-0 run
- The Bearcats shot 53.2% overall from the field and made 12 of 32 3-pointers
- Cincinnati outscored Louisville 29-4 in fast break points
- Brandon Huntley-Hatfield paced the Cardinals with 15 points, including 7-of-8 free throw shooting

### NOV. 29, 2022 | #22/25 MARYLAND 79, LOUISVILLE 54 | LOUISVILLE, KY.

- Maryland made its first six shots of the second half, including five 3-pointers, to pull away
- The Terrapins scored 21 points off Louisville's 13 turnovers
- El Ellis scored 15 points to lead the Cardinals

### DEC. 4, 2022 | MIAMI 80, LOUISVILLE 53 | LOUISVILLE, KY.

- Louisville committed 19 turnovers and was outscored 44-28 in the paint
- Jae'Lyn Withers led the Cardinals with 12 points and six rebounds
- Miami shot 50% from the field and held Louisville to 29.8% overall



## GAME-BY-GAME STORYLINES

### DECEMBER 10, 2022 | FLORIDA STATE 75, LOUISVILLE 53 | TALLAHASSEE, FLA.

- Louisville set a season high with 14 assists and made nine 3-pointers
- Florida State scored 17 points off the Cardinals' 16 turnovers
- The Seminoles outscored Louisville 36-14 in the paint and outrebounded UofL 42-32
- El Ellis led Louisville with 15 points and four assists

### DECEMBER 14, 2022 | LOUISVILLE 94, WESTERN KENTUCKY 83 | LOUISVILLE, KY.

- Louisville recorded its first win of the season and the first win of Kenny Payne's head coaching career
- The Cardinals shot 54% from the field, made 13 3-pointers and netted 19 of 20 free throws
- Louisville tallied a season-high 17 assists and scored its most points in a game in three years
- El Ellis notched his first career double-double with a career-high 30 points and 10 assists

### DECEMBER 17, 2022 | LOUISVILLE 61, FLORIDA A&M 55 | LOUISVILLE, KY.

- Sydney Curry scored 13 points and grabbed a career-high 19 rebounds
- Louisville outrebounded Florida A&M 45-31
- El Ellis finished with 13 points and seven assists
- The Cardinals committed 22 turnovers, which turned into 21 Florida A&M points

### DECEMBER 20, 2022 | LIPSCOMB 75, LOUISVILLE 67 | LOUISVILLE, KY.

- Lipscomb outrebounded Louisville 40-26 and outscored them 40-30 in the paint
- Louisville had a season-low 10 turnovers and scored 18 points off the Bisons' miscues
- El Ellis led the Cardinals with 24 points and six assists
- Derrin Boyd had a career-high 23 points and nine rebounds for Lipscomb

### DECEMBER 22, 2022 | NC STATE 76, LOUISVILLE 64 | RALEIGH, N.C.

- Louisville shot 51.1% from the field, but committed 19 turnovers
- Sydney Curry led the Cardinals with 16 points
- NC State pulled away in the second half with a 17-0 run with the game tied
- D.J. Burns Jr. paced the Wolfpack with 17 points and six rebounds

### DECEMBER 31, 2022 | #19/17 KENTUCKY 86, LOUISVILLE 63 | LEXINGTON, KY.

- Louisville was outrebounded 33-20 and gave up 20 second-chance points
- Kentucky scored 19 points off the Cardinals' turnovers
- Jacob Toppin and Oscar Tshiebwe each scored 24 points for UK
- El Ellis led Louisville with 23 points and a career-high four steals

### JANUARY 3, 2023 | SYRACUSE 70, LOUISVILLE 69 | LOUISVILLE, KY.

- Louisville led by one with 1:04 remaining, but Syracuse scored the last four points from the free-throw line
- UofL set season highs for assists and offensive rebounds, but committed 21 turnovers that became 25 Orange points
- El Ellis and Mike James scored 20 and 19 points, respectively, for the Cardinals
- Joseph Girard III paced Syracuse with a game-high 28 points

### JANUARY 7, 2023 | WAKE FOREST 80, LOUISVILLE 72 | LOUISVILLE, KY.

- Louisville cut a 22-point deficit to three in the final minutes but couldn't take the lead
- Mike James had a career-high 24 points and eight rebounds with five 3-pointers
- Wake Forest made 13 3s and scored 21 points off Louisville's turnovers
- The Cardinals grabbed 15 offensive rebounds and scored 16 second-chance points

### JANUARY 11, 2023 | CLEMSON 83, LOUISVILLE 70 | CLEMSON, S.C.

- Louisville led the game 16-7, but was then outscored 26-6
- Clemson shot 52.8% from the field and made 19 of 23 free throws
- Hunter Tyson had a double-double for the Tigers with 28 points and 11 rebounds
- Mike James led the Cardinals with 17 points and five boards

## GAME-BY-GAME STORYLINES

### **JANUARY 14, 2023 | NORTH CAROLINA 80, LOUISVILLE 59 | LOUISVILLE, KY.**

- North Carolina outscored Louisville 23-8 off turnovers and 17-2 on the fast break
- Armando Bacot had 14 points and 16 rebounds for the Tar Heels
- UNC outrebounded the Cardinals 40-31
- El Ellis led Louisville with 22 points and four assists

### **JANUARY 18, 2023 | PITT 75, LOUISVILLE 54 | LOUISVILLE, KY.**

- Pitt made 14 of 34 3-pointers, including seven of its first 10
- The Panthers scored 25 points off Louisville's 17 turnovers
- Greg Elliott had 23 points for Pitt, including five 3-pointers
- El Ellis led the Cardinals with 19 points and five assists

### **JANUARY 25, 2023 | BOSTON COLLEGE 75, LOUISVILLE 65 | CHESTNUT HILL, MASS.**

- Louisville led by as much as 12 in the first half and led for 24-plus minutes
- The Cardinals committed 19 turnovers, which turned into 18 Boston College points
- Boston College made 7 of 11 3-pointers in the second half and netted 17 of 21 free throws in the game
- Quinten Post paced the Eagles with 22 points and six rebounds

### **JANUARY 28, 2023 | NOTRE DAME 76, LOUISVILLE 62 | SOUTH BEND, IND.**

- Notre Dame pulled away in the first half with a 13-0 run
- The Fighting Irish led by as much as 30 in the second half before UofL chipped away at its deficit
- Notre Dame committed just three turnovers and outscored Louisville 16-4 on turnovers
- Emmanuel Okorafor made his debut for the Cardinals with eight points and five rebounds off the bench

### **FEBRUARY 1, 2023 | LOUISVILLE 68, GEORGIA TECH 58 | LOUISVILLE, KY.**

- Louisville earned its first ACC win and the first of Kenny Payne's head coaching career
- Jae'Lyn Withers had 19 points and tied his career-high with 13 rebounds
- The Cardinals outrebounded Georgia Tech 46-32 and held the Yellow Jackets to 29.5%
- Kamari Lands had 11 points, including a crucial 3 as the shot clock expired with under a minute left

### **FEBRUARY 4, 2023 | FLORIDA STATE 81, LOUISVILLE 78 | LOUISVILLE, KY.**

- Florida State led by 15 with nine minutes left, but Louisville rallied to tie the game
- The Seminoles outscored UofL 19-5 in points off turnovers and 14-2 on the fast break
- El Ellis had 22 points and seven assists to lead the Cardinals
- Florida State had five players in double figures and racked up 19 assists

### **FEBRUARY 7, 2023 | PITT 91, LOUISVILLE 57 | PITTSBURGH, PA.**

- Pitt made 17 of 31 3-pointers and 18 of 20 free throws
- The Panthers shot 54.9% overall with 23 assists
- Louisville shot just 27.6% and had its shot blocked 13 times by Pitt
- Mike James led the Cardinals with 11 points, including eight in the game's first five minutes

### **FEBRUARY 11, 2023 | #19/20 MIAMI 93, LOUISVILLE 85 | MIAMI, FLA.**

- El Ellis scored a career-high 33 points on 12-of-20 shooting along with five assists
- Louisville shot 58% from the field, but Miami scored 20 points off UofL's turnovers
- The Hurricanes shot 53% from the field and made 23 of 27 free throws
- Miami had three players score at least 21 points, led by Nijel Pack's 22

## 2022-23 RESULTS

DATE	OPPONENT	SCORE	ATTENDANCE	UOFL HIGH POINTS	UOFL HIGH REBOUNDS	OPP HIGH POINTS
11/9	BELLARMINE	L, 67-66	14,865	Jae'Lyn Withers (17)	Brandon Huntley-Hatfield (10)	Garrett Tipton (21)
11/12	WRIGHT STATE	L, 73-72	12,720	El Ellis (29)	Jae'Lyn Withers (11)	Trey Calvin (17)
11/15	APPALACHIAN STATE	L, 61-60	11,919	El Ellis (29)	Brandon Huntley-Hatfield (10)	Donovan Gregory (16)
11/21	vs. Arkansas	L, 80-54	2,400	Kamari Lands (13)	Jae'Lyn Withers (5)	Anthony Black (26)
11/22	vs. Texas Tech	L, 70-38	2,400	El Ellis/Jae'Lyn Withers (7)	Jae'Lyn Withers (5)	Kevin Obanor (15)
11/23	vs. Cincinnati	L, 81-62	2,400	Brandon Huntley-Hatfield (15)	Jae'Lyn Withers (7)	David DeJulius (26)
11/29	MARYLAND	L, 79-54	12,211	El Ellis (15)	Brandon Huntley-Hatfield (8)	Donta Scott (18)
12/4	MIAMI*	L, 80-53	11,811	Jae'Lyn Withers (12)	Brandon Huntley-Hatfield (8)	Jordan Miller (14)
12/10	at Florida State*	L, 75-53	5,718	El Ellis (15)	Jae'Lyn Withers (7)	Caleb Mills (16)
12/14	WESTERN KENTUCKY	W, 94-83	12,417	El Ellis (30)	Sydney Curry/Jae'Lyn Withers (6)	Dayvion McKnight (25)
12/17	FLORIDA A&M	W, 61-55	11,736	El Ellis/Sydney Curry (13)	Sydney Curry (19)	Jordan Tillmon (17)
12/20	LIPSCOMB	L, 75-67	11,861	El Ellis (24)	Sydney Curry (7)	Derrin Boyd (23)
12/22	at NC State*	L, 76-64	12,446	Sydney Curry (16)	Brandon Huntley-Hatfield (12)	D.J. Burns Jr. (17)
12/31	at Kentucky	L, 86-63	20,934	El Ellis (23)	Brandon Huntley-Hatfield (4)	Toppin/Tshiebwe (24)
1/3	SYRACUSE*	L, 70-69	11,506	El Ellis (20)	Brandon Huntley-Hatfield (8)	Joseph Girard III (28)
1/7	WAKE FOREST*	L, 80-72	11,986	Mike James (24)	Mike James (8)	Damari Monsanto (21)
1/11	at Clemson*	L, 83-70	7,789	Mike James (17)	Sydney Curry (6)	Hunter Tyson (28)
1/14	NORTH CAROLINA*	L, 80-59	14,842	El Ellis (22)	Jae'Lyn Withers (8)	Bacot/Dunn (14)
1/18	PITTSBURGH*	L, 75-54	11,579	El Ellis (19)	Jae'Lyn Withers (7)	Greg Elliott (23)
1/25	at Boston College*	L, 75-65	5,688	El Ellis (17)	Jae'Lyn Withers (7)	Quinten Post (22)
1/28	at Notre Dame*	L, 76-62	6,531	Mike James (14)	Emmanuel Okorafor (5)	JJ Starling (22)
2/1	GEORGIA TECH*	W, 68-58	11,416	Jae'Lyn Withers (19)	Jae'Lyn Withers (13)	Kyle Sturdivant (17)
2/4	FLORIDA STATE*	L, 81-78	12,966	El Ellis (22)	Sydney Curry (6)	Cameron Corhen (16)
2/7	at Pittsburgh*	L, 91-57	7,577	Mike James (11)	Emmanuel Okorafor (6)	Nike Sibande (15)
2/11	at Miami*	L, 93-85	6,540	El Ellis (33)	Jae'Lyn Withers (5)	Nijel Pack (22)
2/15	VIRGINIA*					
2/18	CLEMSON*					
2/20	at Duke*					
2/25	at Georgia Tech*					
2/28	VIRGINIA TECH*					
3/4	at Virginia*					
3/7	ACC Tournament					

## 2022-23 GAME-BY-GAME STARTING LINEUPS

DATE	OPPONENT	G	G/F	F	F	F/C	RECORD#
11/9	BELLARMINE	Ellis	James	Withers	Huntley-Hatfield	Curry	0-1
11/12	WRIGHT STATE	Ellis	James	Withers	Huntley-Hatfield	Curry	0-2
11/15	APPALACHIAN STATE	Ellis	James	Withers	Huntley-Hatfield	Curry	0-3
11/21	vs. Arkansas	Ellis	James	Withers	Huntley-Hatfield	Curry	0-4
11/22	vs. Texas Tech	Ellis	James	Withers	Huntley-Hatfield	Curry	0-5
11/23	vs. Cincinnati	Ellis	James	Withers	Traynor	Huntley-Hatfield	0-1
11/29	MARYLAND	Ellis	James	Withers	Traynor	Huntley-Hatfield	0-2
12/4	MIAMI*	Ellis	James	Withers	Huntley-Hatfield	Curry	0-6
12/10	at Florida State*	Ellis	James	Withers	Huntley-Hatfield	Curry	0-7
12/14	WESTERN KENTUCKY	Ellis	James	Withers	Huntley-Hatfield	Curry	1-7
12/17	FLORIDA A&M	Ellis	James	Withers	Huntley-Hatfield	Curry	2-7
12/20	LIPSCOMB	Ellis	James	Withers	Huntley-Hatfield	Curry	2-8
12/22	at NC State*	Ellis	James	Withers	Huntley-Hatfield	Curry	2-9
12/31	at Kentucky	Ellis	James	Withers	Huntley-Hatfield	Curry	2-10
1/3	SYRACUSE*	Ellis	James	Lands	Huntley-Hatfield	Curry	0-1
1/7	WAKE FOREST*	Ellis	James	Lands	Huntley-Hatfield	Curry	0-2
1/11	at Clemson*	Ellis	James	Lands	Huntley-Hatfield	Curry	0-3
1/14	NORTH CAROLINA*	Ellis	James	Withers	Traynor	Curry	0-1
1/18	PITTSBURGH*	Ellis	James	Lands	Withers	Curry	0-1
1/25	at Boston College*	Ellis	James	Lands	Withers	Curry	0-2
1/28	at Notre Dame*	Ellis	James	Withers	Traynor	Curry	0-2
2/1	GEORGIA TECH*	Ellis	James	Withers	Traynor	Curry	1-2
2/4	FLORIDA STATE*	Ellis	James	Withers	Traynor	Curry	1-3
2/7	at Pittsburgh*	Ellis	James	Withers	Traynor	Curry	1-4
2/11	at Miami*	Ellis	James	Withers	Traynor	Curry	1-5
2/15	VIRGINIA*						
2/18	CLEMSON*						
2/20	at Duke*						
2/25	at Georgia Tech*						
2/28	VIRGINIA TECH*						
3/4	at Virginia*						
3/7	ACC Tournament						

(#) running count of UofL's record with listed lineup

(\*) ACC games



## 2022-23 GAME-BY-GAME COMPARISON

DATE	OPPONENT	FGM-A/%	3FG-A/%	FTM-A/%	OR-DR-TOT	PF	AST	TO	BK	STL	PTS
11/9	UOFL	22-52/.423	11-28/.393	11-14/.786	10-22-32	19	12	13	3	3	66
	BELLARMINE	21-43/.488	7-15/.467	18-22/.818	3-23-26	15	9	11	1	3	67
11/12	UOFL	30-59/.508	5-18/.278	7-8/.875	4-31-35	9	9	19	2	8	72
	WRIGHT STATE	31-65/.477	5-16/.313	6-11/.545	7-25-32	9	12	13	1	9	73
11/15	UOFL	18-46/.391	7-22/.318	17-23/.739	10-32-42	21	6	18	3	1	60
	APPALACHIAN STATE	24-63/.381	5-19/.263	8-12/.667	10-22-32	21	8	7	2	6	61
11/21	UOFL	16-44/.364	4-12/.333	18-25/.720	7-17-24	16	4	22	1	4	54
	vs. Arkansas	29-51/.569	8-22/.364	14-19/.737	6-22-28	23	20	16	3	10	80
11/22	UOFL	11-49/.224	3-18/.167	13-21/.619	9-20-29	23	5	18	5	11	38
	vs. Texas Tech	22-51/.431	5-19/.263	21-32/.656	13-32-45	19	12	16	4	14	70
11/23	UOFL	22-51/.431	3-13/.231	15-21/.714	6-23-29	11	10	15	1	5	62
	vs. Cincinnati	33-62/.532	12-32/.375	3-5/.600	6-24-30	17	17	10	3	7	81
11/29	UOFL	19-56/.339	4-16/.250	12-17/.706	7-26-33	19	6	13	3	3	54
	MARYLAND	28-56/.500	9-24/.375	14-25/.560	8-30-38	19	14	12	3	7	79
12/4	UOFL	17-57/.298	3-20/.150	16-18/.889	11-23-34	12	6	19	1	6	53
	MIAMI*	32-64/.500	6-22/.273	10-11/.909	10-29-39	17	18	16	7	10	80
12/10	UOFL	20-57/.351	9-23/.391	4-9/.444	8-24-32	17	14	16	3	2	53
	at Florida State*	28-62/.452	7-19/.368	12-16/.750	10-32-42	13	13	9	7	5	75
12/14	UOFL	31-57/.544	13-25/.520	19-20/.950	7-22-29	15	17	13	2	5	94
	WESTERN KENTUCKY	33-70/.471	9-26/.346	8-11/.727	18-19-37	19	17	13	4	1	83
12/17	UOFL	19-45/.422	3-14/.214	20-27/.741	13-32-45	15	9	22	8	7	61
	FLORIDA A&M	22-64/.344	6-22/.273	5-10/.500	14-17-31	22	6	15	3	11	55
12/20	UOFL	22-56/.393	6-18/.333	17-21/.810	7-19-26	11	10	10	2	6	67
	LIPSCOMB	30-61/.492	8-27/.296	7-10/.700	11-29-40	16	16	14	2	5	75
12/22	UOFL	23-45/.511	4-8/.500	14-24/.583	6-27-33	18	5	19	5	8	64
	at NC State*	26-62/.419	10-26/.385	14-21/.667	12-21-33	18	17	8	3	6	76
12/31	UOFL	22-47/.468	2-13/.154	17-23/.739	8-12-20	18	5	15	2	7	63
	at Kentucky	33-55/.600	4-13/.308	16-25/.640	15-18-33	18	18	12	1	7	86
1/3	UOFL	27-63/.429	11-27/.407	4-10/.400	15-23-38	20	17	21	4	7	69
	SYRACUSE*	22-54/.407	7-16/.438	19-25/.760	10-23-33	13	13	15	5	10	70
1/7	UOFL	26-59/.441	9-28/.321	11-20/.550	15-21-36	16	9	14	1	5	72
	WAKE FOREST*	29-55/.527	13-32/.406	9-14/.643	8-23-31	21	14	11	1	3	80
1/11	UOFL	22-54/.407	9-20/.450	17-23/.739	11-19-30	21	10	15	1	5	70
	at Clemson*	28-53/.528	8-21/.381	19-23/.826	7-26-33	20	11	11	4	7	83
1/14	UOFL	20-54/.370	1-14/.071	18-28/.643	10-21-31	16	6	14	2	3	59
	NORTH CAROLINA*	27-57/.474	7-24/.292	19-23/.826	10-30-40	25	12	14	1	11	80
1/18	UOFL	19-56/.339	5-20/.250	11-13/.846	11-23-34	15	6	17	1	4	54
	PITTSBURGH*	28-57/.491	14-34/.412	5-7/.714	7-26-33	16	21	13	3	3	75
1/25	UOFL	26-49/.531	9-18/.500	4-6/.667	6-19-25	17	10	19	3	4	65
	at Boston College*	25-51/.490	8-22/.364	17-21/.810	8-19-27	14	15	10	5	11	75
1/28	UOFL	25-54/.463	8-23/.348	4-7/.571	7-27-34	14	13	12	3	2	62
	at Notre Dame*	29-64/.453	10-28/.357	8-10/.800	8-23-31	13	16	3	0	5	76
2/1	UOFL	21-46/.457	7-19/.368	19-26/.731	9-37-46	20	10	15	1	5	68
	GEORGIA TECH*	18-61/.295	7-27/.259	15-24/.625	12-20-32	19	10	5	5	9	58
2/4	UOFL	29-62/.468	10-28/.357	10-11/.909	10-25-35	16	15	11	4	1	78
	FLORIDA STATE*	30-62/.484	8-23/.348	13-19/.684	9-23-32	13	19	8	7	7	81
2/7	UOFL	16-58/.276	10-27/.370	15-18/.833	16-14-30	15	11	13	6	5	57
	at Pittsburgh*	28-51/.549	17-31/.548	18-20/.900	10-27-37	15	23	14	13	6	91
2/11	UOFL	33-57/.579	10-23/.435	9-11/.818	7-17-24	23	12	12	1	3	85
	at Miami*	31-58/.534	8-20/.400	23-27/.852	11-17-28	14	20	6	2	5	93
2/15	UOFL										
	VIRGINIA*										
2/18	UOFL										
	CLEMSON*										
2/20	UOFL										
	at Duke*										
2/25	UOFL										
	at Georgia Tech*										
2/28	UOFL										
	VIRGINIA TECH*										
3/4	UOFL										
	at Virginia*										
3/7	UOFL										
	ACC Tournament										

## 2022-23 SPECIALTY STATS (LISTED: UOFL-OPPONENT)

DATE	OPPONENT	IN PAINT	OFF TO	SECOND	FAST	BENCH	LARGEST	LARGEST	LEAD	TIES
				CHANCE	BREAK		LEAD	DEFICIT	CHANGES	
11/9	BELLARMINE	22-24	13-16	8-0	5-0	10-25	8	14	1	1
11/12	WRIGHT STATE	44-42	12-18	6-12	6-4	7-34	10	4	10	6
11/15	APPALACHIAN STATE	18-34	6-20	8-13	2-0	8-13	None	16	0	0
11/21	vs. Arkansas	16-38	19-29	2-3	9-15	29-25	None	27	0	0
11/22	vs. Texas Tech	12-32	6-18	5-10	7-9	15-29	3	38	1	1
11/23	vs. Cincinnati	26-30	9-18	4-7	4-29	14-9	2	20	16	5
11/29	MARYLAND	24-36	11-21	3-9	0-3	18-22	None	33	0	0
12/4	MIAMI*	26-44	20-17	5-13	6-10	15-30	3	32	2	0
12/10	at Florida State*	14-36	9-17	10-10	2-15	14-26	None	24	0	0
12/14	WESTERN KENTUCKY	28-42	19-18	6-14	6-0	29-11	20	8	5	3
12/17	FLORIDA A&M	30-28	9-21	10-8	8-11	15-13	12	None	0	2
12/20	LIPSCOMB	30-40	18-9	10-6	8-11	16-11	3	12	5	0
12/22	at NC State*	38-30	6-13	6-7	12-11	10-3	5	18	2	5
12/31	at Kentucky	34-46	10-19	12-20	8-2	17-9	None	27	0	0
1/3	SYRACUSE*	26-24	17-25	19-7	9-8	12-3	9	6	10	6
1/7	WAKE FOREST*	34-28	12-21	16-3	6-4	18-16	None	22	0	0
1/11	at Clemson*	26-38	9-18	13-13	2-11	20-14	9	17	1	4
1/14	NORTH CAROLINA*	38-32	8-23	8-9	2-17	10-26	8	23	3	1
1/18	PITTSBURGH*	24-20	9-25	15-1	0-2	18-23	4	21	3	4
1/25	at Boston College*	34-28	14-18	9-10	6-9	5-8	12	12	6	1
1/28	at Notre Dame*	30-32	4-16	7-5	9-10	23-8	2	30	4	2
2/1	GEORGIA TECH*	24-20	7-13	12-8	2-4	15-9	10	4	2	2
2/4	FLORIDA STATE*	36-42	5-19	13-11	2-14	19-13	None	17	0	3
2/7	at Pittsburgh*	10-18	10-10	10-9	4-9	24-41	2	38	4	5
2/11	at Miami*	40-34	4-20	11-19	4-17	17-12	3	11	2	1
2/15	VIRGINIA*									
2/18	CLEMSON*									
2/20	at Duke*									
2/25	at Georgia Tech*									
2/28	VIRGINIA TECH*									
3/4	at Virginia*									
3/7	ACC Tournament									

## 2022-23 TEAM SUPERLATIVES

LOUISVILLE	HIGHS	LOWS
Points	94 (vs. Western Kentucky, 12/14)	38 (vs. Texas Tech, 11/22)
First-half points	46 (vs. Western Kentucky, 12/14)	13 (vs. Texas Tech, 11/22)
Second-half points	48 (vs. Western Kentucky, 12/14)	25 (vs. Texas Tech, 11/22)
Overtime points		
Winning margin	11 (vs. Western Kentucky, 12/14)	6 (vs. Florida A&M, 12/17)
Field goals	33 (at Miami, 2/11)	11 (vs. Texas Tech, 11/22)
Field goals attempted	63 (vs. Syracuse, 1/3)	44 (vs. Arkansas, 11/21)
Field goal percentage	.579 (at Miami, 2/11)	.224 (vs. Texas Tech, 11/22)
3-point field goals	13 (vs. Western Kentucky, 12/14)	1 (vs. North Carolina, 1/14)
3-point field goals attempted	28 (3 times)	8 (at NC State, 12/22)
3-point field goal percentage	.520 (vs. Western Kentucky, 12/14)	.071 (vs. North Carolina, 1/14)
Free throws	20 (vs. Florida A&M, 12/17)	4 (4 times)
Free throws attempted	28 (vs. North Carolina, 1/14)	6 (at Boston College, 1/25)
Free throw percentage	.950 (vs. Western Kentucky, 12/14)	.400 (vs. Syracuse, 1/3)
Rebounds	46 (vs. Georgia Tech, 2/1)	20 (at Kentucky, 12/31)
Offensive rebounds	16 (at Pitt, 2/7)	4 (vs. Wright State, 11/12)
Defensive rebounds	37 (vs. Georgia Tech, 2/1)	12 (at Kentucky, 12/31)
Personal fouls	23 (2 times)	9 (vs. Wright State, 11/12)
Assists	17 (2 times)	4 (vs. Arkansas, 11/21)
Turnovers	22 (2 times)	10 (vs. Lipscomb, 12/20)
Blocked shots	8 (vs. Florida A&M, 12/17)	1 (8 times)
Steals	11 (vs. Texas Tech, 11/22)	1 (2 times)

OPPONENTS	HIGHS	LOWS
Points	93 (at Miami, 2/11)	55 (vs. Florida A&M, 12/17)
First-half points	47 (at Pitt, 2/7)	20 (vs. Florida A&M, 12/17)
Second-half points	51 (at Miami, 2/11)	23 (vs. App State, 11/15)
Overtime points		
Winning margin	34 (at Pitt, 2/7)	1 (4 times)
Field goals	33 (3 times)	18 (vs. Georgia Tech, 2/1)
Field goals attempted	70 (vs. Western Kentucky, 12/14)	43 (vs. Bellarmine, 11/9)
Field goal percentage	.600 (at Kentucky, 12/31)	.295 (vs. Georgia Tech, 2/1)
3-point field goals	17 (at Pitt, 2/7)	4 (at Kentucky, 12/31)
3-point field goals attempted	34 (vs. Pitt, 1/18)	13 (at Kentucky, 12/31)
3-point field goal percentage	.548 (at Pitt, 2/7)	.259 (vs. Georgia Tech, 2/1)
Free throws	23 (at Miami, 2/11)	3 (vs. Cincinnati, 11/23)
Free throws attempted	32 (vs. Texas Tech, 11/22)	5 (vs. Cincinnati, 11/23)
Free throw percentage	.909 (vs. Miami, 12/4)	.500 (vs. Florida A&M, 12/17)
Rebounds	45 (vs. Texas Tech, 11/22)	26 (vs. Bellarmine, 11/9)
Offensive rebounds	18 (vs. Western Kentucky, 12/14)	3 (vs. Bellarmine, 11/9)
Defensive rebounds	32 (2 times)	17 (2 times)
Personal fouls	25 (vs. North Carolina, 1/14)	9 (vs. Wright State, 11/12)
Assists	23 (at Pitt, 2/7)	6 (vs. Florida A&M, 12/17)
Turnovers	16 (3 times)	3 (at Notre Dame, 1/28)
Blocked shots	13 (at Pitt, 2/7)	0 (at Notre Dame, 1/28)
Steals	14 (vs. Texas Tech, 11/22)	1 (vs. Western Kentucky, 12/14)

## 2022-23 INDIVIDUAL SUPERLATIVES

### LOUISVILLE HIGHS

Points	33 (Ellis at Miami, 2/11)
Field goals	12 (2 times)
Field goals attempted	20 (2 times)
Field goal percentage (min. 6 att.)	.833 [5-6] (James at NC State, 12/22)
3-point field goals	5 (James vs. Wake Forest, 1/7)
3-point field goals attempted	11 (2 times)
3-point field goal percentage (min. 4 att.)	.750 [3-4] (James at Florida State, 12/10)
Free throws	10 (Ellis at NC State, 12/22)
Free throws attempted	11 (3 times)
Free throw percentage (min. 6 att.)	1.000 [9-9] (Ellis vs. North Carolina, 1/14)
Rebounds	19 (Curry vs. Florida A&M, 12/17)
Assists	10 (Ellis vs. Western Kentucky, 12/14)
Turnovers	8 (Ellis vs. Wright State, 11/12)
Blocked shots	4 (Okorafor at Pitt, 2/7)
Steals	5 (Withers vs. Wright State, 11/12)
Minutes	40 (5 times)

### OPPONENT HIGHS

Points	28 (2 times)
Field goals	11 (Dayvion McKnight, Western Kentucky, 12/14)
Field goals attempted	22 (Dayvion McKnight, Western Kentucky, 12/14)
Field goal percentage (min. 6 att.)	.857 [6-7] (3 times)
3-point field goals	6 (David DeJulius, Cincinnati, 11/23)
3-point field goals attempted	14 (David DeJulius, Cincinnati, 11/23)
3-point field goal percentage (min. 4 att.)	.800 [4-5] (2 times)
Free throws	11 (Bash Wieland, Bellarmine, 11/9)
Free throws attempted	12 (Bash Wieland, Bellarmine, 11/9)
Free throw percentage (min. 6 att.)	1.000 [6-6] (2 times)
Rebounds	16 (Armando Bacot, North Carolina, 1/14)
Assists	11 (Jamarius Burton, Pitt, 1/18)
Turnovers	5 (5 times)
Blocked shots	6 (Naheem McLeod, Florida State, 12/10)
Steals	5 (Caleb Love, North Carolina, 1/14)
Minutes	40 (2 times)

## CARDINAL SPORTS NETWORK

WLCL-FM (93.9) Louisville\*  
 WGK-AM (970) Louisville\*  
 WIEL-FM (106.1) Elizabethtown  
 WIEL-AM (1400) Elizabethtown  
 WFRT-FM (103.7) Frankfort  
 WKYL-FM (102.1) Lexington/  
 Lawrenceburg  
 WDBZ-AM (1230) Cincinnati  
 WKCT-FM (104.1) Bowling Green  
 WKCT-AM (930) Bowling Green

WLME-FM (102.7) Owensboro  
 WPAD-FM (99.5) Paducah  
 WPAD-AM (1560) Paducah  
 WKLB-FM (104.5) Manchester  
 WKLB-AM (1290) Manchester  
 WYMC-FM (93.9) Mayfield  
 WYMC-AM (1430) Mayfield

\* denotes flagship station

## TOP INDIVIDUAL GAMES

### Points

1. El Ellis at Miami.....	33
2. El Ellis vs. Western Kentucky .....	30
3. El Ellis vs. Wright State .....	29
El Ellis vs. App State.....	29
5. El Ellis vs. Lipscomb .....	24
Mike James vs. Wake Forest.....	24
7. El Ellis at Kentucky .....	23
8. El Ellis vs. North Carolina.....	22
El Ellis vs. Florida State.....	22
10. El Ellis vs. Syracuse .....	20
El Ellis vs. Wake Forest.....	20

### Rebounds

1. Sydney Curry vs. Florida A&M.....	19
2. Jae'Lyn Withers vs. Georgia Tech .....	13
3. Brandon Huntley-Hatfield at NC State.....	12
4. Jae'Lyn Withers vs. Wright State .....	11
5. Brandon Huntley-Hatfield vs. Bellarmine.....	10
Brandon Huntley-Hatfield vs. App State .....	10
7. Brandon Huntley-Hatfield vs. Florida A&M.....	9
8. Roosevelt Wheeler vs. Bellarmine.....	8
Sydney Curry vs. App State .....	8
Brandon Huntley-Hatfield vs. Maryland .....	8
Brandon Huntley-Hatfield vs. Miami.....	8
Brandon Huntley-Hatfield vs. Syracuse .....	8
Mike James vs. Wake Forest.....	8
Jae'Lyn Withers vs. North Carolina .....	8

### Assists

1. El Ellis vs. Western Kentucky .....	10
2. El Ellis vs. Syracuse.....	9
3. El Ellis vs. Wake Forest.....	8
4. El Ellis vs. Florida A&M.....	7
5. El Ellis vs. Florida State.....	7

### Blocked Shots

1. Emmanuel Okorafor at Pitt .....	4
2. Brandon Huntley-Hatfield vs. Maryland .....	3
Brandon Huntley-Hatfield vs. Florida A&M.....	3
4. Devin Ree vs. Texas Tech .....	2
Sydney Curry vs. Florida A&M.....	2
Mike James at NC State.....	2
Brandon Huntley-Hatfield vs. Syracuse .....	2
JJ Traynor vs. Florida State .....	2

### Steals

1. Jae'Lyn Withers vs. Wright State .....	5
2. Brandon Huntley-Hatfield vs. Texas Tech .....	4
3. El Ellis at Kentucky .....	4
4. Mike James vs. Cincinnati .....	3
Kamari Lands vs. Miami .....	3
JJ Traynor vs. Western Kentucky.....	3
El Ellis vs. Syracuse.....	3
El Ellis at Clemson.....	3

### Minutes Played

1. El Ellis vs. Bellarmine .....	40
El Ellis vs. Western Kentucky .....	40
El Ellis vs. Lipscomb .....	40
El Ellis vs. Syracuse.....	40
El Ellis at Clemson .....	40
6. El Ellis vs. App State.....	39
Mike James at Boston College .....	39
8. Brandon Huntley-Hatfield vs. App State .....	38
Brandon Huntley-Hatfield at NC State.....	38
El Ellis vs. Pitt .....	38
El Ellis at Notre Dame.....	38
El Ellis vs. Georgia Tech .....	38
Jae'Lyn Withers at Miami .....	38



## EXHIBITION 1

Oct. 30, 2022 • Lenoir-Rhyne 57, Louisville 47  
KFC Yum! Center • Louisville, Ky.



Official Basketball Box Score - Final  
**Lenoir-Rhyne at Louisville**  
10/30/22 KFC Yum! Center, Louisville  
2022-23 Men's Basketball

Game Time: 2:00 PM  
Game Duration: 1:59  
Attendance: 12,510

Officials: Bert Smith, Brent Hampton, Clare Aubry

Lenoir-Rhyne - 57		Record: 0-0													
NO.	Name	Min	FG	3P	FT	Rebounds	Fouls	TP	AS	TO	ST	Blocks	+	-	
			M-A	M-A	M-A	OR DR TOT	PF	FD				BS	BA		
2	Salle Wilson	F 29:26	4-10	0-0	2-4	0 1 1	4	3	10	1	0	2	1	4	5
33	Cooper Fowler	C 26:45	3-8	3-7	0-0	0 3 3	2	0	0	0	0	0	0	0	7
1	Malik LeGania	G 10:52	1-3	0-1	0-0	1 0 1	0	0	2	0	1	0	0	0	-8
3	LJ McCoy	G 29:10	4-9	2-5	6-6	0 6 6	2	3	16	1	0	1	0	0	9
23	Nas Tyson	G 35:50	2-7	1-6	0-0	1 5 6	1	2	5	4	2	0	0	0	12
11	Tim Steele	19:36	2-6	0-3	0-3	0 4 4	2	2	6	0	1	2	0	0	8
0	Damion Medwintor	15:27	0-3	0-3	0-0	2 2 2	1	0	1	0	0	0	0	1	5
12	P.J. Joseph	08:43	2-5	0-1	0-1	3 2 5	2	2	4	0	3	1	0	0	4
22	Hamilton Campbell	21:28	2-5	1-2	0-0	2 2 2	0	2	5	0	0	0	0	0	9
13	Elijah Shabazz	02:41	0-0	0-0	0-0	1 1 1	1	0	0	0	0	1	0	0	-1
Team						2 2 4									
<b>Totals</b>			20-56	7-28	10-14	7 28 35	17	15	57	9	8	6	2	5	10

Shooting By Period		
1 <sup>st</sup> FG%	10-29	34.5%
3PT%	4-17	23.5%
FT%	2-5	40%
2 <sup>nd</sup> FG%	10-27	37.0%
3PT%	3-11	27.3%
FT%	8-9	88.9%
GM FG%	20-56	35.7%
3PT%	7-28	25.0%
FT%	10-14	71.4%

Dead Ball Rebounds: 1, 0

Louisville - 47		Record: 0-0													
NO.	Name	Min	FG	3P	FT	Rebounds	Fouls	TP	AS	TO	ST	Blocks	+	-	
			M-A	M-A	M-A	OR DR TOT	PF	FD				BS	BA		
1	Mike James	F 25:01	3-5	2-3	0-0	1 1 2	1	2	8	0	1	0	0	0	0
5	Brandon Huntley-Hatfield	F 20:53	2-6	0-1	1-2	0 1 1	0	1	5	0	0	0	0	0	1
21	Sydney Curry	F 22:50	2-6	0-0	4-7	2 4 6	0	1	4	0	1	0	1	0	2
24	Jae'Lyn Withers	F 30:07	5-9	4-7	6-7	1 9 10	1	7	20	0	3	1	1	0	7
3	Ei Ellis	G 20:28	1-7	0-1	0-0	4 4 4	4	2	6	4	0	0	0	1	2
4	Roosevelt Wheeler	14:12	0-0	0-0	2-2	0 1 1	2	1	2	0	2	0	0	0	-9
15	Hercy Miller	08:10	0-0	0-0	2-2	1 1 2	1	2	2	0	1	0	0	0	-5
0	Devin Ree	05:59	0-1	0-1	0-0	4 4 4	1	0	0	0	0	0	0	0	1
12	JJ Traynor	20:47	0-4	0-1	2-4	1 1 2	2	1	2	0	2	0	0	0	-17
22	Kamari Lands	14:59	1-6	0-2	0-0	2 3 2	2	0	2	0	2	0	0	0	-10
11	Fabio Basili	10:00	0-2	0-0	0-0	2 2 2	1	0	0	0	1	0	0	0	-2
23	Alexander Payne	05:12	0-2	0-2	0-0	1 0 1	0	0	0	0	0	0	0	0	1
30	Ashton Myles-Devore	01:18	0-0	0-0	0-0	0 0 0	0	0	0	0	0	0	0	0	-2
Team						2 0 2									
<b>Totals</b>			14-48	6-19	13-18	10 30 40	15	16	47	7	16	3	5	2	-10

Shooting By Period		
1 <sup>st</sup> FG%	9-27	33.3%
3PT%	5-12	41.7%
FT%	5-8	62.5%
2 <sup>nd</sup> FG%	5-21	23.8%
3PT%	1-7	14.3%
FT%	8-10	80%
GM FG%	14-48	29.2%
3PT%	6-19	31.6%
FT%	13-18	72.2%

Dead Ball Rebounds: 1, 2

Points from		Period by Period Scoring		
LRU	LOU	1st	2nd	TOT
Biggest lead	14 (2 <sup>nd</sup> 1:28) 9 (1 <sup>st</sup> 15:14)	15	4	
Turnovers	15	4		
Best Scoring Run	12 (2 <sup>nd</sup> 7:58) 8 (1 <sup>st</sup> 3:04)	24	14	
Paint	7	9		
Lead Changes	7	9		
Second Chance	0	0		
Times Tied	5	0		
Fast Breaks	0	0		
Time with Lead	14:58	19:28		
Bench	15	8		

Technical Fouls: NONE

## EXHIBITION 2

Nov. 3, 2022 • Louisville 80, Chaminade 73  
KFC Yum! Center • Louisville, Ky.



Official Basketball Box Score - Final  
**Chaminade at Louisville**  
11/03/22 KFC Yum! Center, Louisville  
2022-23 Men's Basketball

Game Time: 7:00 PM  
Game Duration: 2:58

Officials: Roger Ayers, Jemel Spearman, Chase Shaw

Chaminade - 73		Record: 0-0													
NO.	Name	Min	FG	3P	FT	Rebounds	Fouls	TP	AS	TO	ST	Blocks	+	-	
			M-A	M-A	M-A	OR DR TOT	PF	FD				BS	BA		
25	Scott Aton	F 26:46	2-7	0-2	1-2	4 7 11	5	2	5	2	0	0	0	1	9
34	Brian Harris	F 16:25	2-7	0-2	1-1	4 1 5	3	1	5	0	0	0	0	1	-3
0	Dorian Olsen	G 35:07	9-23	3-6	6-9	3 4 7	3	8	27	4	1	1	0	0	2
11	Ross Reeves	G 26:31	1-9	1-7	0-0	1 1 2	3	1	2	3	1	1	3	0	-8
55	Isaac Amari-Artharee	G 36:17	3-9	1-5	2-3	2 3 5	2	3	9	3	1	1	0	0	-3
2	Jalen Brattain	20:29	9-12	0-1	0-0	3 3 6	3	1	18	0	2	1	2	1	-10
20	Raazhel Watkins	22:10	2-6	0-3	0-0	1 1 3	0	0	4	0	0	0	0	0	-9
21	Patrick Renane	06:49	0-1	0-1	0-0	1 1 0	0	0	0	0	0	0	0	0	-7
1	Lloyd Driggs	02:55	0-0	0-0	0-0	0 0 0	0	0	0	0	0	0	0	0	-6
3	Chris Bready	04:38	0-1	0-0	2-2	0 1 1	1	1	2	0	1	0	1	0	4
4	Jessyia Villa	01:53	0-0	0-0	0-0	0 0 0	0	0	0	0	0	0	0	0	-2
33	Brycen Shackelford	00:00	0-0	0-0	0-0	0 0 0	0	0	0	0	0	0	0	0	0
Team						1 1 2									
<b>Totals</b>			28-75	5-27	12-17	18 23 41	22	17	73	10	8	6	4	5	-7

Shooting By Period		
1 <sup>st</sup> FG%	13-34	38.2%
3PT%	3-16	18.8%
FT%	3-6	50%
2 <sup>nd</sup> FG%	15-41	36.6%
3PT%	2-11	18.2%
FT%	9-11	81.8%
GM FG%	28-75	37.3%
3PT%	5-27	18.5%
FT%	12-17	70.6%

Dead Ball Rebounds: 1, 0

Louisville - 80		Record: 0-0													
NO.	Name	Min	FG	3P	FT	Rebounds	Fouls	TP	AS	TO	ST	Blocks	+	-	
			M-A	M-A	M-A	OR DR TOT	PF	FD				BS	BA		
1	Mike James	F 17:50	2-5	2-3	1-2	0 1 1	1	4	1	7	1	2	1	0	-3
5	Brandon Huntley-Hatfield	F 24:23	0-2	0-1	2-2	3 5 8	1	1	2	1	1	1	0	0	2
21	Sydney Curry	F 21:17	3-7	0-0	0-0	2 7 9	4	1	6	0	0	0	2	1	1
24	Jae'Lyn Withers	F 34:42	4-8	3-4	6-6	2 7 9	2	4	17	1	4	0	1	0	8
3	Ei Ellis	G 37:50	7-20	1-7	13-15	0 6 6	2	9	28	5	4	0	0	1	9
12	JJ Traynor	25:45	5-10	0-2	2-5	6 2 8	1	4	12	0	1	0	1	1	0
22	Kamari Lands	19:11	2-6	2-4	2-2	0 1 1	2	2	8	0	0	0	0	0	19
4	Roosevelt Wheeler	06:19	0-0	0-0	0-0	2 2 0	0	0	0	0	0	0	0	0	0
15	Hercy Miller	02:10	0-0	0-0	0-0	0 0 0	0	0	0	0	0	0	0	0	0
23	Alexander Payne	03:02	0-0	0-0	0-0	0 0 0	0	0	0	0	0	0	0	0	-5
0	Devin Ree	03:21	0-1	0-1	0-0	0 0 0	0	0	0	0	0	0	0	0	-4
Team						1 2 3									
<b>Totals</b>			23-59	8-22	26-32	14 33 47	17	22	80	8	14	2	5	4	7

Shooting By Period		
1 <sup>st</sup> FG%	16-33	48.5%
3PT%	6-14	42.9%
FT%	4-6	66.7%
2 <sup>nd</sup> FG%	7-26	26.9%
3PT%	2-8	25.0%
FT%	23-26	84.6%
GM FG%	23-59	39.0%
3PT%	8-22	36.4%
FT%	26-32	81.3%

Dead Ball Rebounds: 5, 0

Points from		Period by Period Scoring		
CHA	LOU	1st	2nd	TOT
Biggest lead	6 (2 <sup>nd</sup> 14:54) 10 (1 <sup>st</sup> 0:51)	16	10	
Turnovers	16	10		
Best Scoring Run	16 (2 <sup>nd</sup> 14:54) 7 (2 <sup>nd</sup> 2:41)	38	30	
Paint	20	14		
Lead Changes	9	14		
Second Chance	20	14		
Times Tied	10	4		
Fast Breaks	2	4		
Time with Lead	12:23	21:55		
Bench	24	20		

Technical Fouls: NONE

## GAME 1

Nov. 9, 2022 • Bellarmine 67, Louisville 66  
KFC Yum! Center • Louisville, Ky.



Official Basketball Box Score - Final  
**Bellarmine at Louisville**  
11/09/22 KFC Yum! Center, Louisville  
2022-23 Men's Basketball

# GAME 3

Nov. 15, 2022 • Appalachian State 61, Louisville 60  
KFC Yum! Center • Louisville, Ky.



Official Basketball Box Score - Final  
App State at Louisville  
11/15/22 KFC Yum! Center, Louisville  
2022-23 Men's Basketball

Game Time: 6:00 PM  
Game Duration: 2:07  
Attendance: 11,919

Officials: Jeffrey Clark, Keith Kirtle, Tony Chazasa

App State - 61														
Record: 3-0														
NO.	Name	Min	FG	3P	FT	Rebounds	Fouls	TP	AS	TO	ST	Blocks	+	
			M/A	M/A	M/A	OR	DR	FF	FR			BS	BA	
3	Tamell Pearson	23:17	1-7	0-1	3-4	2	7	9	2	7	5	0	2	
11	Donovan Gregory	F 34:25	7-15	0-0	2-2	2	0	2	0	3	16	2	1	
15	CJ Huntley	F 19:39	1-2	1-2	0	1	3	4	0	3	1	0	0	
23	Terrance Harcum	G 24:49	4-11	0-2	2-2	1	1	2	5	1	10	1	0	
30	Tyree Boykin	G 35:30	6-14	2-7	0-1	0	2	2	3	2	14	2	1	
35	Dibaji Walker	F 16:38	2-4	2-4	0-0	0	3	3	2	1	6	0	0	
21	Justin Abson	16:43	2-4	0-0	2	2	4	2	4	1	2	0	2	
0	Xavon Brown	04:35	1-2	0-0	1-3	0	1	1	3	2	3	0	0	
2	Christopher Mantis	05:49	0-2	0-2	0-0	0	1	1	0	0	0	0	0	
10	Michael Eads Jr.	03:44	0-0	0-0	0	1	1	0	1	0	0	0	0	
12	Carvell Teasett	14:52	0-2	0-1	0-0	0	1	0	1	2	0	0	0	
Team						2	1	3	0	0	0	0	0	
Totals			24-63	5-19	8-12	10	22	32	21	21	61	8	7	6

Shooting By Period	
1st FG%	15-31 48.4%
3PT%	4-12 33.3%
FT%	4-5 80%
2nd FG%	9-32 28.1%
3PT%	1-7 14.3%
FT%	4-7 57.1%
GM FG%	24-63 38.1%
3PT%	5-19 26.3%
FT%	8-12 66.7%

Dead Ball Rebounds: 1,1

Louisville - 60													
Record: 6-3													
NO.	Name	Min	FG	3P	FT	Rebounds	Fouls	TP	AS	TO	ST	Blocks	+
			M/A	M/A	M/A	OR	DR	FF	FR			BS	BA
1	Mike James	F 30:27	2-4	1-3	4-6	0	4	4	3	5	9	1	2
5	Brandon Huntley-Hatfield	F 38:04	5-8	0-0	2-4	3	7	10	2	4	12	0	1
21	Sydney Curry	F 16:43	1-3	0-0	0	1	7	8	2	0	2	0	1
24	Jae'Lyn Withers	F 09:37	0-1	0-0	0	0	0	0	0	5	1	0	0
3	Ei Ellis	G 38:44	8-18	4-11	9-11	0	3	3	2	8	29	3	5
12	JJ Traynor	23:16	1-4	1-2	0	0	3	2	1	3	0	1	0
15	Hercy Miller	24:38	1-5	1-4	2-2	1	5	6	3	2	5	0	1
22	Kamari Lands	13:50	0-3	0-2	0-0	0	1	1	0	0	0	0	0
23	Alexander Payne	04:42	0-0	0-0	0	2	2	1	0	0	0	0	0
Team						2	1	3	0	0	1	0	0
Totals			18-46	7-22	17-23	10	32	42	21	21	60	6	18

Shooting By Period	
1st FG%	6-23 26.1%
3PT%	3-12 25.0%
FT%	10-13 76.9%
2nd FG%	12-23 52.2%
3PT%	4-10 40.0%
FT%	7-10 70%
GM FG%	19-46 41.3%
3PT%	7-22 31.8%
FT%	17-23 73.9%

Dead Ball Rebounds: 1,0

Points from Turnovers	
APP	16 (1st 4.44) 0 (1st 20.00)
LOU	6 (1st 7.63) 8 (2nd 3.31)

Period by Period Scoring			
1st	2nd	TOT	
APP	38	23	61
LOU	25	35	60

Biggest lead	
APP	16 (1st 4.44) 0 (1st 20.00)
LOU	6 (1st 7.63) 8 (2nd 3.31)

Lead Changes	
APP	0
LOU	0

Times Tied	
APP	0
LOU	0

Time with Lead	
APP	39:31
LOU	00:00

Fast Breaks	
APP	0
LOU	2

Bench	
APP	13
LOU	8

Technical Fouls	
APP	NONE
LOU	NONE

Texas Tech - 70													
Record: 4-1													
NO.	Name	Min	FG	3P	FT	Rebounds	Fouls	TP	AS	TO	ST	Blocks	+
			M/A	M/A	M/A	OR	DR	FF	FR			BS	BA
0	Kevin Obanor	F 21:35	6-9	0-2	3-3	2	3	5	3	15	0	1	1
12	Daniel Batcho	F 25:16	2-5	0-0	5-6	2	10	12	1	5	9	1	3
2	Pop Isaacs	G 21:45	2-4	1-4	0-0	0	3	3	1	1	3	0	0
20	Jaylon Tyson	G 20:31	2-5	1-3	3-6	0	3	3	0	8	1	0	2
23	De'Von Harmon	G 23:38	1-2	1-2	1-2	0	1	0	1	4	1	3	0
5	KJ Allen	10:09	1-3	0-0	1-1	0	1	1	2	1	3	0	0
1	Lamar Washington	22:55	2-5	0-1	0-2	1	6	7	2	2	4	0	1
22	Elijah Fisher	13:12	1-4	0-2	0-0	1	1	2	1	2	1	0	1
4	Robert Jennings	15:21	3-5	0-0	2-5	1	2	3	3	4	8	0	1
24	Kerwin Walton	11:59	0-2	0-1	0-0	0	1	0	1	2	0	0	0
3	D'Maurian Williams	11:10	2-4	2-4	4-5	1	2	3	3	10	1	2	0
13	CJ Williams	02:29	0-1	0-0	2-2	1	0	1	1	2	0	0	0
Team						2	1	3	0	0	1	0	0
Totals			22-51	5-19	21-32	13	32	45	19	23	70	12	16

Shooting By Period	
1st FG%	10-24 41.7%
3PT%	3-11 27.3%
FT%	9-13 69.2%
2nd FG%	12-27 44.4%
3PT%	2-8 25.0%
FT%	12-19 63.2%
GM FG%	22-51 43.1%
3PT%	5-19 26.3%
FT%	21-32 65.6%

Dead Ball Rebounds: 7,0

Louisville - 38													
Record: 0-5													
NO.	Name	Min	FG	3P	FT	Rebounds	Fouls	TP	AS	TO	ST	Blocks	+
			M/A	M/A	M/A	OR	DR	FF	FR			BS	BA
1	Mike James	F 27:32	0-2	0-2	4-4	0	2	2	4	4	0	3	0
5	Brandon Huntley-Hatfield	F 22:22	0-4	0-0	3-4	0	3	3	2	3	0	3	0
21	Sydney Curry	F 14:30	1-4	0-0	0	2	2	4	2	0	0	0	1
24	Jae'Lyn Withers	F 25:29	3-7	1-2	0-0	0	5	5	2	7	0	5	0
3	Ei Ellis	G 31:58	3-11	1-6	0-2	0	1	1	0	2	7	3	1
12	JJ Traynor	24:39	2-8	1-4	1-2	1	2	3	1	6	0	1	1
22	Kamari Lands	20:26	0-7	0-2	0-0	0	1	1	0	2	0	1	0
4	Roosevelt Wheeler	11:23	1-1	0-0	0	2	2	3	1	2	0	0	1
15	Hercy Miller	10:07	0-2	0-1	2-4	2	1	3	3	2	1	1	2
23	Alexander Payne	02:29	1-1	0-0	1-2	0	1	0	1	1	3	0	0
11	Fabio Basili	06:36	0-2	0-1	0-1	0	1	1	0	1	0	2	1
0	Devin Ree	02:29	0-0	0-0	2-2	0	0	0	0	1	2	0	0
Team						2	1	3	0	0	0	0	0
Totals			11-49	3-16	13-21	9	20	29	23	19	38	5	18

Shooting By Period	
1st FG%	4-23 17.4%
3PT%	1-7 14.3%
FT%	4-4 100%
2nd FG%	7-26 26.9%
3PT%	2-11 18.2%
FT%	9-17 52.9%
GM FG%	11-49 22.4%
3PT%	3-18 16.7%
FT%	13-21 61.9%

Dead Ball Rebounds: 5,0

Points from Turnovers	
TTU	38 (2nd 6.47) 3 (1st 19.12)
LOU	25 (2nd 14.45) 11 (2nd 4.17)

Period by Period Scoring			
1st	2nd	TOT	
TTU	32	38	70
LOU	30	32	62

Lead Changes	
TTU	1
LOU	1

Times Tied	
TTU	5
LOU	5

Time with Lead	
TTU	35:59
LOU	02:21

Fast Breaks	
TTU	9
LOU	7

Bench	
TTU	29
LOU	15

Technical Fouls	
TTU	NONE
LOU	NONE

Biggest lead	
TTU	38 (2nd 6.47) 3 (1st 19.12)
LOU	25 (2nd 14.45) 11 (2nd 4.17)

Lead Changes	
TTU	1
LOU	1

Times Tied	
TTU	5
LOU	5

Time with Lead	
TTU	35:59
LOU	02:21

Fast Breaks	
TTU	9
LOU	7

Bench	
TTU	29
LOU	15

Technical Fouls	
TTU	NONE
LOU	NONE

Biggest lead	
TTU	38 (2nd 6.47) 3 (1st 19.12)
LOU	25 (2nd 14.45) 11 (2nd 4.

# GAME 7

Nov. 29, 2022 • #22/25 Maryland 79, Louisville 54  
KFC Yum! Center • Louisville, Ky.



Official Basketball Box Score - Final  
Maryland at Louisville  
11/29/22 KFC Yum! Center, Louisville  
2022-23 Men's Basketball

Game Time: 7:01 PM  
Game Duration: 2:03  
Attendance: 12,211

Officials: Roger Ayers, Bert Smith, Tony Henderson

Maryland - 79		Record: 7-0																
NO.	Name	Min	FG	3P	FT	Rebounds	Fouls	TP	AS	TO	ST	Blocks	++	Shooting By Period				
			M-A	M-A	M-A	OR DR TOT	PF	FD				BS	BA	1st	2nd	3rd	FT%	
10	Julian Reese	24:09	2-4	0-0	2-6	1 6 7	3 4	6	0	0	0	2	30	1st FG% 14-30 46.7%				3PT% 3-13 23.1%
24	Donta Scott	28:56	7-12	3-6	1-1	0 5 5	0 2	18	2	1	0	2	19	FT% 6-9 66.7%				2nd FG% 14-26 53.8%
0	Donald Carey	23:27	2-6	2-6	3-4	0 2 2	2 2	9	0	2	1	0	22	3PT% 6-11 54.5%				3PT% 6-11 54.5%
1	Jahmir Young	24:06	6-10	1-3	2-3	1 4 5	0 4	15	5	0	3	0	26	GMFG% 28-56 50.0%				FT% 6-16 37.5%
13	Hakim Hart	28:25	3-5	1-3	2-2	1 2 3	2 4	15	4	1	2	1	24	FT% 14-25 56.0%				
23	Ian Martinez	21:20	4-9	2-5	0-0	2 3 5	3 1	10	0	2	0	1	5					
2	Jahari Long	17:35	1-4	0-0	1-2	0 1 1	4 3	3	3	1	0	0	5					
15	Patrick Emilion	14:35	2-3	0-0	2-6	2 1 3	2 3	6	0	0	0	0	0					
11	Noah Batchelor	08:41	1-3	0-1	1-1	1 3 4	1 1	3	0	1	0	0	0					
12	Noah Batchelor	08:41	1-3	0-1	1-1	1 3 4	1 1	3	0	1	0	0	0					
11	Noah Batchelor	08:41	1-3	0-1	1-1	1 3 4	1 1	3	0	1	0	0	0					
12	Noah Batchelor	08:41	1-3	0-1	1-1	1 3 4	1 1	3	0	1	0	0	0					
35	Caelum Swanton-Rodger	02:07	0-0	0-0	0-0	0 0 0	0 0	0	0	0	0	0	1					
31	Arnaud Revaz	01:34	0-0	0-0	0-0	0 0 0	0 0	0	0	0	0	0	0					
30	Carson Dick	01:24	0-0	0-0	0-0	0 0 0	0 0	0	0	0	0	0	0					
Team						0 3 3	0	0	0	1								
Totals		28:56	9-24	14-25	8 30 38	19 19	79	14	7	3	3	25						
Technical Fouls: NONE																		

Louisville - 54		Record: 0-7																
NO.	Name	Min	FG	3P	FT	Rebounds	Fouls	TP	AS	TO	ST	Blocks	++	Shooting By Period				
			M-A	M-A	M-A	OR DR TOT	PF	FD				BS	BA	1st	2nd	3rd	FT%	
1	Mike James	24:08	3-8	0-1	0-0	2 2 4	3 1	6	0	2	0	0	26	1st FG% 10-26 38.5%				3PT% 1-7 14.3%
15	Brandon Huntley-Hatfield	32:08	3-7	0-1	2-2	1 7 8	0 3	8	0	2	1	3	28	FT% 5-6 83.3%				2nd FG% 9-30 30.0%
12	JJ Traynor	15:08	1-4	0-0	0-0	1 1 2	1 0	2	1	1	0	0	20	3PT% 3-9 33.3%				3PT% 7-11 63.6%
24	Jae'Lyn Withers	16:44	2-7	0-2	1-2	0 2 2	3 3	5	0	2	0	0	17	GMFG% 19-56 33.9%				FT% 4-16 25.0%
3	El Ellis	32:06	6-16	2-7	1-2	0 2 2	2 4	15	3	4	1	0	29	FT% 12-17 70.6%				
21	Sydney Curry	07:17	0-1	0-0	0-1	1 1 2	1 1	1	0	0	0	0	7					
22	Kamari Lands	16:25	0-3	0-1	2-2	0 5 5	1 3	2	0	1	0	0	7					
4	Roosevelt Wheeler	15:31	1-2	0-0	3-4	0 4 4	2 2	5	1	0	0	0	2					
15	Hercy Miller	12:51	0-1	0-0	0-0	0 0 0	2 0	0	0	0	0	0	4					
23	Alexander Payne	04:35	0-0	0-0	0-0	0 0 0	2 0	0	0	0	0	0	2					
0	Devin Ree	12:06	2-5	1-3	0-0	2 2 2	0 0	5	0	0	0	0	0					
11	Fabio Basili	08:31	1-2	1-1	3-4	0 0 0	2 2	6	1	1	1	0	3					
30	Ashton Myles-Devore	01:15	0-0	0-0	0-0	0 0 0	0 0	0	0	0	0	0	1					
33	Aidan McCool	01:15	0-0	0-0	0-0	0 0 0	0 0	0	0	0	0	0	1					
Team						3 0 3	0	0	0	0								
Totals		19:56	4-16	12-17	7 26 33	19 19	54	6	13	3	3	3	25					
Technical Fouls: NONE																		

Biggest lead	MYD	LOU	Points from Turnovers	MYD	LOU	Period by Period Scoring
33 (2nd 6:08)	0	1 (1st 20:00)	21	21	24	1st 2nd TOT
Best Scoring Run	13 (1st 13:04)	8 (2nd 4:28)	36	24	37	42 79
Lead Changes	0	2	3	0	3	0
Times Tied	0	0	22	18	26	28 54
Time with Lead	39:15	00:00				

# GAME 8

Dec. 4, 2022 • Miami 80, Louisville 53  
KFC Yum! Center • Louisville, Ky.



Official Basketball Box Score - Final  
Miami (FL) at Louisville  
12/04/22 KFC Yum! Center, Louisville  
2022-23 Men's Basketball

Game Time: 1:00 PM  
Game Duration: 1:53  
Attendance: 11,811

Officials: Jeffrey Anderson, Kipp Kestinger, Brent Hampton

Miami (FL) - 80		Record: 8-1 (1-0)																	
NO.	Name	Min	FG	3P	FT	Rebounds	Fouls	TP	AS	TO	ST	Blocks	++	Shooting By Period					
			M-A	M-A	M-A	OR DR TOT	PF	FD				BS	BA	1st	2nd	3rd	FT%		
15	Norchad Omier	20:22	6-7	0-0	0-0	1 3 4	2 0	12	1	2	1	2	0	22	1st FG% 4-9 44.4%				
2	Isaiah Wong	21:46	4-9	1-4	1-1	0 5 5	0 3	10	1	1	2	0	24	FT% 3-2 100%				2nd FG% 14-33 42.4%	
11	Jordan Miller	23:56	6-10	1-2	1-1	2 2 4	1 1	14	3	1	1	0	20	3PT% 2-13 15.4%				3PT% 6-9 66.7%	
24	Nigel Pask	24:30	3-9	1-4	0-0	1 2 3	0 1	7	5	4	0	1	0	23	GMFG% 32-64 50.0%				FT% 10-11 90.9%
55	Woods Poplar	22:08	2-5	1-3	2-2	0 5 3	2 2	7	2	1	3	0	22						
4	Bensley Joseph	22:22	1-6	0-3	3-3	1 2 3	1 2	5	2	1	1	0	15						
1	Anthony Walker	16:56	2-3	1-1	0-0	2 3 2	3 5	2	5	1	0	2	0	4					
5	Harland Beverly	11:51	1-2	0-1	1-1	0 2 2	1 2	3	2	3	0	0	5						
0	AJ Casey	09:40	3-4	0-1	0-0	1 3 4	2 0	6	0	1	0	1	0	9					
3	Christian Watson	10:55	2-6	1-3	0-0	0 1 1	0 0	5	1	1	0	0	0	4					
12	Favour Aire	09:59	2-3	0-0	2-3	2 1 3	4 2	6	0	1	0	0	0	4					
13	Jakai Robinson	03:40	0-0	0-0	0-0	0 0 0	0 0	0	0	0	0	0	0	3					
10	Filippos Glogkos	01:58	0-0	0-0	0-0	0 0 0	0 0	0	0	0	0	0	0	2					
Team						0 0 0	0	0	0	0									
Totals		32:64	6-22	10-11	10 29 39	17 12	80	18	16	10	7	1	27						
Technical Fouls: NONE																			

Louisville - 53		Record: 0-8 (0-1)																
NO.	Name	Min	FG	3P	FT	Rebounds	Fouls	TP	AS	TO	ST	Blocks	++	Shooting By Period				
			M-A	M-A	M-A	OR DR TOT	PF	FD				BS	BA	1st	2nd	3rd	FT%	
1	Mike James	29:49	2-5	0-2	5-6	1 5 6	1 4	9	0	3	0	0	1	21	1st FG% 9-24 37.5%			
5	Brandon Huntley-Hatfield	32:15	4-11	0-1	2-2	3 5 8	0 2	10	0	2	0	0	0	3	3PT% 2-10 20.0%			
21	Sydney Curry	10:48	0-0	0-0	0-0	2 2 2	0 2	0	0	0	0	0	0	5	FT% 3-4 75%			
24	Jae'Lyn Withers	16:02	4-8	2-4	2-2	1 5 6	2 2	12	0	3	0	1	0	26	2nd FG% 8-33 24.2%			
3	El Ellis	28:09	1-10	0-3	5-6	2 1 3	2 4	7	3	6	0	1	18	3PT% 1-10 10.0%				
12	JJ Traynor	12:00	1-3	0-2	0-0	1 0 1	0 0	2	1	1	0	0	0	13	FT% 13-14 92.9%			
15	Hercy Miller	06:49	1-4	0-2	0-0	0 0 0	0 0	1	2	0	0	0	0	4	GMFG% 17-57 29.8%			
4	Roosevelt Wheeler	09:51	0-3	0-0	0-0	0 0 0	0 0	0	0	0	0	1	0	13	3PT% 3-20 15.0%			
22	Kamari Lands	19:09	3-8	1-4	2-2	0 0 0	1 3	9	1	1	0	3	0	6	FT% 16-18 88.9%			
11	Fabio Basili	15:38	0-4	0-2	0-0	0 4 4	0 0	0	1	1	1	0	10					
0	Devin Ree	05:50	1-1	0-0	0-0	0 0 0	0 0	0	0	0	0	0	0	1				
23	Alexander Payne	03:40	0-0	0-0	0-0	0 1 1	0 0	0	0	0	0	0	0	3				
Team						3 0 3	0	0	0	1								
Totals		17:57	3-20	16-18	11 23 34	12 17	53	6	19	6	1	7	27					
Technical Fouls: NONE																		

Biggest lead	MIA	LOU	Points from Turnovers	MIA	LOU	Period by Period Scoring
32 (						



## GAME 11

Dec. 17, 2022 • Louisville 61, Florida A&M 55  
KFC Yum! Center • Louisville, Ky.



Official Basketball Box Score - Final  
Florida A&M at Louisville  
12/17/22 KFC Yum! Center, Louisville  
2022-23 Men's Basketball

Game Time: 2:04 PM  
Game Duration: 2:02  
Attendance: 11,736

Officials: A.J. Desai, Jerry Heater, Chase Shaw

Florida A&M - 55

Record: 2-7

NO. Name	Min	FG	3P	FT	Rebounds	Fouls	TP	AS	TO	ST	Blocks	+/-
		M-A	M-A	M-A	OR DR TOT	PF					BS BA	
5 Jaylen Bates	F 38:09	6-13	1-3	0-1	1 6 7	3 1	13	0	4	1	1 2	-6
10 Chase Barrs	F 25:20	1-5	0-1	0-0	2 3 5	2 1	2	0	1	0	1 1	-5
1 Byron Smith	G 15:31	1-3	1-2	0-1	0 1 1	2 3	3	2	2	0	0 0	-4
2 Jordan Chatman	G 24:37	3-8	0-1	1-2	2 2 4	2 3	7	0	1	1	1 2	-7
23 Jordan Tillmon	G 37:09	6-16	2-6	3-4	1 1 2	1 3	17	2	1	3	0 1	-7
4 Hantz Louis-Jeune	G 25:46	2-6	0-1	1-1	2 3 5	3 2	5	1	1	3	1 1	-1
22 Sayd Burnside	08:49	0-0	0-0	0-0	1 1 0	1 0	0	0	0	1	0 0	0
34 Richard Mathews	07:55	0-2	0-1	0-0	0 0 0	3 0	0	1	0	0	0 1	-5
0 Dimingus Stevens	09:25	3-10	2-6	0-1	1 0 1	1 0	3	2	8	0	2 0	0 6
14 Tarig Eisa	07:20	0-1	0-1	0-0	1 1 2	2 0	0	0	1	1	0 0	-1
Team					3 0 3		0		2			
Totals		22-64	6-22	5-10	14 17 31	22 15	55	6	15	11	3 8	-6

Shooting By Period

1st FG%	8-30 26.7%
3PT%	2-10 20.0%
FT%	2-3 66.7%
2nd FG%	14-34 41.2%
3PT%	4-12 33.3%
FT%	3-7 42.9%
GM FG%	22-64 34.4%
3PT%	6-22 27.3%
FT%	5-10 50.0%

Dead Ball Rebounds: 1, 0

Louisville - 61

Record: 2-8

NO. Name	Min	FG	3P	FT	Rebounds	Fouls	TP	AS	TO	ST	Blocks	+/-
		M-A	M-A	M-A	OR DR TOT	PF					BS BA	
1 Mike James	F 24:10	1-5	0-2	3-4	1 1 2	3 4	5	0	4	1	0 1	0
5 Brandon Huntley-Hatfield	F 28:01	3-6	0-1	2-2	3 6 9	0 2	8	1	0	0	3 0	-5
21 Sydney Curry	F 27:26	5-7	0-0	3-6	5 14 19	3 3	13	0	4	1	2 0	9
24 Jae'Lyn Withers	F 18:05	3-6	1-2	0-0	2 3 5	1 2	7	1	4	0	1 1	11
3 El Ellis	G 34:17	4-9	0-3	5-7	0 2 2	3 6	13	7	5	2	0 0	-6
12 JJ Traynor	24:23	2-4	1-2	1-2	1 2 3	0 1	6	0	0	1	0 0	9
11 Fabio Basili	15:50	0-2	0-1	0-0	0 2 2	3 1	0	0	2	2	1 1	6
22 Kamari Lands	23:55	1-5	1-3	4-4	0 2 2	1 2	7	0	2	0	1 0	-3
15 Hercy Miller	03:53	0-1	0-0	2-2	0 0 0	1 1	2	0	0	0	0 0	-3
Team					1 0 1		0		1			
Totals		19-45	3-14	20-27	13 32 45	15 22	61	9	22	7	8 3	6

Shooting By Period

1st FG%	7-23 30.4%
3PT%	1-11 9.1%
FT%	7-9 77.8%
2nd FG%	12-22 54.5%
3PT%	2-3 66.7%
FT%	13-18 72.2%
GM FG%	19-45 42.2%
3PT%	3-14 21.4%
FT%	20-27 74.1%

Dead Ball Rebounds: 3, 0

	FAM	LOU
Biggest lead	0 (1 <sup>st</sup> 20:00)	12 (2 <sup>nd</sup> 7:49)
Best Scoring Run	7 (2 <sup>nd</sup> 15:56)	10 (2 <sup>nd</sup> 9:58)
Lead Changes	0	2
Times Tied	0	2
Time with Lead	00:00	38:38

Points from	FAM	LOU
Turnovers	21	9
Paint	28	30
Second Chance	8	10
Fast Breaks	11	8
Bench	13	15

Period by Period Scoring	1st	2nd	TOT
FAM	20	35	55
LOU	22	39	61

## GAME 12

Dec. 20, 2022 • Lipscomb 75, Louisville 67  
KFC Yum! Center • Louisville, Ky.



Official Basketball Box Score - Final  
Lipscomb at Louisville  
12/20/22 KFC Yum! Center, Louisville  
2022-23 Men's Basketball

Game Time: 6:00 PM  
Game Duration: 1:50  
Attendance: 11,861

Officials: Jamie Luckie, Matt Potter, Rayne Snyders

Lipscomb - 75

Record: 8-5

NO. Name	Min	FG	3P	FT	Rebounds	Fouls	TP	AS	TO	ST	Blocks	+/-
		M-A	M-A	M-A	OR DR TOT	PF					BS BA	
41 Jacob Ognacevic	F 28:05	7-12	1-4	1-2	2 1 3	0 2	16	0	1	0	0 1	6
23 Ahsan Asadullah	C 30:55	4-10	0-1	0-1	4 6 10	1 1	8	6	5	2	1 0	0
2 Will Pruitt	G 33:35	2-5	1-4	2-2	1 3 4	3 1	7	5	1	1	0 0	0
3 Trae Benham	G 19:27	4-8	2-6	0-0	1 1 2	2 1	10	0	1	1	0 0	2
4 Derrin Boyd	G 32:21	8-11	4-5	3-3	0 9 9	3 3	23	2	2	1	0 0	7
0 A.J. McGinnis	20:03	2-8	0-4	1-2	0 4 4	3 1	5	2	1	0	0 0	13
11 Quincy Clark	10:32	1-2	0-0	0-0	0 0 0	2 0	2	1	0	0	0 1	7
32 Matthew Schner	18:17	2-3	0-1	0-0	2 4 6	2 1	4	0	0	0	1 0	10
35 Grant Asman	02:43	0-1	0-1	0-0	0 0 0	0 0	0	0	0	0	0 0	0
14 Tommy Murr	04:03	0-1	0-1	0-0	0 0 0	0 0	0	0	0	0	0 0	-5
Team					1 1 2		0		2			
Totals		30-61	8-27	7-10	11 29 40	16 11	75	16	14	5	2 2	8

Shooting By Period

1st FG%	15-32 46.9%
3PT%	3-14 21.4%
FT%	0-0 0%
2nd FG%	15-29 51.7%
3PT%	5-13 38.5%
FT%	7-10 70%
GM FG%	30-61 49.2%
3PT%	8-27 29.6%
FT%	7-10 70.0%

Dead Ball Rebounds: 3, 0

Louisville - 67

Record: 2-10

NO. Name	Min	FG	3P	FT	Rebounds	Fouls	TP	AS	TO	ST	Blocks	+/-
		M-A	M-A	M-A	OR DR TOT	PF					BS BA	
1 Mike James	F 30:57	1-5	0-2	0-0	0 2 2	2 1	2	2	2	0	1 1	-2
5 Brandon Huntley-Hatfield	F 22:57	1-6	0-0	2-2	1 3 4	2 1	4	0	1	1	0 0	-11
21 Sydney Curry	F 30:36	5-8	0-0	2-3	2 5 7	3 1	12	0	0	1	1 0	-2
24 Jae'Lyn Withers	F 25:06	4-10	1-2	0-0	1 3 4	1 2	9	1	1	1	0 1	-2
3 El Ellis	G 40:00	6-14	4-9	8-10	0 2 2	1 7	24	6	1	0	0 0	-8
22 Kamari Lands	19:30	1-5	1-4	5-6	0 1 1	2 2	8	0	0	0	0 0	-8
12 JJ Traynor	26:28	4-6	0-1	0-0	2 1 3	0 0	8	1	0	2	0 0	-3
11 Fabio Basili	04:27	0-2	0-0	0-0	0 1 1	0 0	0	0	0	0	0 0	-4
Team					1 1 2		0		1			
Totals		22-56	6-18	17-21	7 19 26	11 16	67	10	16	2	2	-8

Shooting By Period

1st FG%	13-33 39.4%
3PT%	3-9 33.3%
FT%	3-4 75%
2nd FG%	9-23 39.1%
3PT%	3-9 33.3%
FT%	14-17 82.4%
GM FG%	22-56 39.3%
3PT%	6-18 33.3%
FT%	17-21 81.0%

Dead Ball Rebounds: 2, 1

	LIP	LOU
Biggest lead	12 (2 <sup>nd</sup> 6:22)	3 (1 <sup>st</sup> 18:59)
Best Scoring Run	10 (1 <sup>st</sup> 11:52)	7 (2 <sup>nd</sup> 15:08)
Lead Changes	5	0
Times Tied	0	8
Time with Lead	34:12	04:47

Points from	LIP	LOU
Turnovers	9	18
Paint	40	30
Second Chance	6	10
Fast Breaks	11	8
Bench	11	16

Period by Period Scoring	1st	2nd	TOT
LIP	33	42	75
LOU	32	35	67

## GAME 13

Dec. 22, 2022 • NC State 76, Louisville 64  
PNC Arena • Raleigh, N.C.



Official Basketball Box Score - Final  
Louisville at NC State  
12/22/22 PNC Arena, Raleigh  
2022-23 Men's Basketball

Game Time: 7:00 PM  
Game Duration: 2:03  
Attendance: 12,446

Officials: Roger Ayers, Bert Smith, Clarence Armstrong

Louisville - 64

Record: 2-11 (0-3)

NO. Name	Min	FG	3P	FT	Rebounds	Fouls	TP	AS	TO	ST	Blocks	+/-
		M-A	M-A	M-A	OR DR TOT	PF					BS BA	
1 Mike James	F 34:32	5-6	0-1	0-1	0 5 5	5 1	10	0	3	2	0 0	0
5 Brandon Huntley-Hatfield	F 37:37	5-7	1-1	1-3	3 9 12	1 2	12	1	3	2	0 0	-11
21 Sydney Curry	F 23:19	7-10	0-0	2-5	1 4 5	5 3	16	1	0	0	0 0	9
24 Jae'Lyn Withers	F 16:42	0-3	0-0	1-2	1 2 3	3 1	1	0	3	0	1 1	3
3 El Ellis	G 35:30	2-9	1-2	10-11	1 3 4	0 6	15	2	5	1	1 2	-10
12 JJ Traynor	09:18	0-1	0-0	0-0	0 1 1	1 0	0	0	0	0	0 0	-14
22 Kamari Lands	19:43	2-7	1-3	0-0	0 1 1	1 5	1	3	1	0	0 0	-21
4 Roosevelt Wheeler	09:46	0-0	0-0	0-0	0 1 1	0 0	0	0	0	0	0 0	-8
15 Hercy Miller	06:18	2-2	1-1	0-2	0 0 0	0 2	5	0	0	1	0 0	-2
23 Alexander Payne	02:27	0-0	0-0	0-0	0 0 0	0 0	0	0	0	0	0 0	-8
0 Devin Ree	02:38	0-0	0-0	0-0	0 0 0	0 0	0	0	0	0	0 0	3
11 Fabio Basili	02:10	0-0	0-0	0-0	0 1 1	2 0	0	0	0	0	0 0	1
Team					0 0 0		0		1			
Totals		23-45	4-8	14-24	6 27 33	18 17	64	5	19	8	5 3	-12





# GAME 19

Jan. 18, 2023 • Pitt 75, Louisville 54  
KFC Yum! Center • Louisville, Ky.



Official Basketball Box Score - Final  
**Pittsburgh at Louisville**  
01/18/23 KFC Yum! Center, Louisville  
2022-23 Men's Basketball

Game Time: 7:01 PM  
Game Duration: 1:53  
Attendance: 11,579

Officials: Lamar Simpson, Doug Simons, Tim Ougherty

Pittsburgh - 75 Record: 13-6 (6-2)
Table with columns: NO. Name, Min, FG M-A, 3P M-A, FT M-A, Rebounds OR DR TOT, Fouls PF FD, TP AS, TO ST, Blocks BS BA +/-
Totals: 28-57 14-34 5-7 7 26 33 16 15 75 21 13 3 3 1 21

Louisville - 54 Record: 2-17 (0-8)
Table with columns: NO. Name, Min, FG M-A, 3P M-A, FT M-A, Rebounds OR DR TOT, Fouls PF FD, TP AS, TO ST, Blocks BS BA +/-
Totals: 19-56 5-20 11-13 11 23 34 15 16 54 6 17 4 1 3 -21

Points from PIT LOU
Turnovers 25 9
Paint 20 24
Second Chance 1 15
Fast Breaks 2 0
Bench 23 18

# GAME 20

Jan. 25, 2023 • Boston College 75, Louisville 65  
Conte Forum • Chestnut Hill, Mass.



Official Basketball Box Score - Final  
**Louisville at Boston College**  
01/25/23 Silvio D. Conte Forum, Chestnut Hill  
@BCUMB

Game Time: 9:00 PM  
Game Duration: 1:59  
Attendance: 5,688

Officials: Ron Groover, Pat Driscoll, Tommy Morrissey

Louisville - 65 Record: 2-18 (0-9)
Table with columns: NO. Name, Min, FG M-A, 3P M-A, FT M-A, Rebounds OR DR TOT, Fouls PF FD, TP AS, TO ST, Blocks BS BA +/-
Totals: 26-49 9-18 4-6 6 19 25 17 14 65 10 19 4 3 5 -10

Boston College - 75 Record: 10-11 (4-6)
Table with columns: NO. Name, Min, FG M-A, 3P M-A, FT M-A, Rebounds OR DR TOT, Fouls PF FD, TP AS, TO ST, Blocks BS BA +/-
Totals: 25-51 8-22 17-21 8 19 27 14 17 75 15 10 11 5 3 10

Points from UoL BC
Turnovers 14 18
Paint 34 28
Second Chance 9 10
Fast Breaks 6 9
Bench 5 8

# GAME 21

Jan. 28, 2023 • Notre Dame 76, Louisville 62  
Purcell Pavilion • South Bend, Ind.



Official Basketball Box Score - Final  
**Louisville at Notre Dame**  
01/28/23 Purcell Pavilion at the Joyce Center, Notre Dame  
2022-23 Men's Basketball

Game Time: 12:00 PM  
Game Duration: 1:43  
Attendance: 6,531

Officials: Roger Ayers, Jerry Heaster, Justin Porterfield

Louisville - 62 Record: 2-19 (0-10)
Table with columns: NO. Name, Min, FG M-A, 3P M-A, FT M-A, Rebounds OR DR TOT, Fouls PF FD, TP AS, TO ST, Blocks BS BA +/-
Totals: 25-54 8-23 4-7 7 27 34 14 13 62 13 12 2 3 0 -14

Notre Dame - 76 Record: 10-12 (2-9)
Table with columns: NO. Name, Min, FG M-A, 3P M-A, FT M-A, Rebounds OR DR TOT, Fouls PF FD, TP AS, TO ST, Blocks BS BA +/-
Totals: 29-64 10-28 8-10 8 23 31 13 14 76 16 3 5 0 3 14

Points from UL ND
Turnovers 13 7
Paint 30 32
Second Chance 7 5
Fast Breaks 9 10
Bench 23 8

# GAME 22

Feb. 1, 2023 • Louisville 68, Georgia Tech 58  
KFC Yum! Center • Louisville, Ky.



Official Basketball Box Score - Final  
**Georgia Tech at Louisville**  
02/01/23 KFC Yum! Center, Louisville  
2022-23 Men's Basketball

Game Time: 7:04 PM  
Game Duration: 2:05  
Attendance: 11,419

Officials: Jamie Luckie, Bill Covington Jr., A.J. Desai

Georgia Tech - 58 Record: 8-14 (1-11)
Table with columns: NO. Name, Min, FG M-A, 3P M-A, FT M-A, Rebounds OR DR TOT, Fouls PF FD, TP AS, TO ST, Blocks BS BA +/-
Totals: 18-61 7-27 15-24 12 20 32 19 20 58 10 5 9 5 1 -10

Louisville - 68 Record: 3-19 (1-10)
Table with columns: NO. Name, Min, FG M-A, 3P M-A, FT M-A, Rebounds OR DR TOT, Fouls PF FD, TP AS, TO ST, Blocks BS BA +/-
Totals: 21-46 7-19 19-26 9 37 46 20 19 68 10 5 1 5 10

Points from GT LOU
Turnovers 13 7
Paint 20 24
Second Chance 8 12
Fast Breaks 4 2
Bench 9 16



# 2022-23 OVERALL SEASON STATISTICS

## Game Records

Record	Overall	Home	Away	Neutral
ALL GAMES	3-22	3-11	0-8	0-3
CONFERENCE	1-13	1-6	0-7	0-0
NON-CONFERENCE	2-9	2-5	0-1	0-3

## Score by Periods

Team	1st	2nd	OT	TOT
Louisville	733	867	0	1600
Opponents	919	984	0	1903

## Team Box Score

No.	Player				Total			3-Point			F-Throw		Rebounds									
		GP-GS	MIN	AVG	FG-FGA	FG%	3FG-3FGA	3FG%	FT-FTA	FT%	OFF	DEF	TOT	AVG	PF	DQ	A	TO	BLK	STL	PTS	AVG
3	ELLIS, El	25-25	888:53	35.6	144-357	.403	46-145	.317	102-127	.803	8	59	67	2.7	40	0	119	100	2	25	436	17.4
24	WITHERS, Jae'Lyn	25-22	614:08	24.6	81-181	.448	38-82	.463	40-52	.769	17	109	126	5.0	65	2	17	58	10	18	240	9.6
1	JAMES, Mike	25-25	754:45	30.2	78-176	.443	29-78	.372	48-66	.727	17	65	82	3.3	60	1	28	56	10	15	233	9.3
5	HUNTLEY-HATFIELD, Brandon	17-17	474:58	27.9	49-103	.476	5-15	.333	25-34	.735	27	75	102	6.0	32	0	11	37	13	12	128	7.5
22	LANDS, Kamari	25-5	511:50	20.5	44-136	.324	23-72	.319	43-46	.935	7	41	48	1.9	31	0	15	26	3	14	154	6.2
12	TRAYNOR, JJ	25-8	589:47	23.6	59-132	.447	14-55	.255	9-14	.643	31	48	79	3.2	36	1	18	25	7	12	141	5.6
21	CURRY, Sydney	25-23	479:17	19.2	55-101	.545	0-0	.000	27-53	.509	39	81	120	4.8	55	2	7	28	8	6	137	5.5
34	OKORAFOR, Emmanuel	5-0	74:26	14.9	9-21	.429	1-1	1.000	3-5	.600	10	11	21	4.2	17	0	2	5	7	0	22	4.4
15	MILLER, Hercy	22-0	178:24	8.1	12-43	.279	5-20	.250	12-18	.667	11	15	26	1.2	19	0	9	10	1	4	41	1.9
11	BASIL, Fabio	13-0	103:34	8.0	8-33	.242	3-13	.231	4-7	.571	2	11	13	1.0	20	0	8	9	1	7	23	1.8
4	WHEELER, Roosevelt	19-0	194:55	10.3	10-29	.345	0-1	.000	6-18	.333	19	25	44	2.3	29	1	2	8	3	5	26	1.4
0	REE, Devin	11-0	56:34	5.1	5-13	.385	2-9	.222	2-2	1.000	0	7	7	0.6	3	0	0	3	3	2	14	1.3
23	PAYNE, Alexander	18-0	70:24	3.9	2-7	.286	0-3	.000	1-2	.500	7	7	14	0.8	9	0	1	1	0	0	5	0.3
33	MCCOOL, Aidan	3-0	03:43	1.2	0-0	.000	0-0	.000	0-0	.000	0	1	1	0.3	0	0	0	0	0	0	0	0.0
30	MYLES-DEVORE, Ashton	3-0	04:22	1.5	0-1	.000	0-1	.000	0-0	.000	0	0	0	0.0	0	0	0	0	0	0	0	0.0
Team											35	21	56					29				
<b>Total</b>		<b>25</b>	<b>5000</b>		<b>556-1333</b>	<b>.417</b>	<b>166-495</b>	<b>.335</b>	<b>322-444</b>	<b>.725</b>	<b>230</b>	<b>576</b>	<b>806</b>	<b>32.2</b>	<b>416</b>	<b>7</b>	<b>237</b>	<b>395</b>	<b>68</b>	<b>120</b>	<b>1600</b>	<b>64.0</b>
<b>Opponents</b>		<b>25</b>	<b>5000</b>		<b>687-1452</b>	<b>.473</b>	<b>208-580</b>	<b>.359</b>	<b>321-443</b>	<b>.725</b>	<b>243</b>	<b>600</b>	<b>843</b>	<b>33.7</b>	<b>429</b>	<b>5</b>	<b>371</b>	<b>282</b>	<b>90</b>	<b>178</b>	<b>1903</b>	<b>76.1</b>

## Team Statistics

	LOU	OPP
<b>Scoring</b>	<b>1600</b>	<b>1903</b>
Points per game	64.0	76.1
Scoring margin	-12.1	-
<b>Field goals-att</b>	<b>556-1333</b>	<b>687-1452</b>
Field goal pct	.417	.473
<b>3 point fg-att</b>	<b>166-495</b>	<b>208-580</b>
3-point FG pct	.335	.359
3-pt FG made per game	6.6	8.3
<b>Free throws-att</b>	<b>322-444</b>	<b>321-443</b>
Free throw pct	.725	.725
F-Throws made per game	12.9	12.8
<b>Rebounds</b>	<b>806</b>	<b>843</b>
Rebounds per game	32.2	33.7
Rebounding margin	-1.5	-
<b>Assists</b>	<b>237</b>	<b>371</b>
Assists per game	9.5	14.8
<b>Turnovers</b>	<b>395</b>	<b>282</b>
Turnovers per game	15.8	11.3
Turnover margin	-4.5	-
Assist/turnover ratio	0.6	1.3
<b>Steals</b>	<b>120</b>	<b>178</b>
Steals per game	4.8	7.1
<b>Blocks</b>	<b>68</b>	<b>90</b>
Blocks per game	2.7	3.6
<b>Winning streak</b>	<b>0</b>	<b>-</b>
Home win streak	0	-
<b>Attendance</b>	<b>173835</b>	<b>73223</b>
Home games-Avg/Game	14-12417	8-9153
Neutral site-Avg/Game	-	3-2400

## Team Results

Date	Opponent		Score	Att.
11/09/2022	Bellarmine	L	66-67	14865
11/12/2022	Wright St.	L	72-73	12720
11/15/2022	App State	L	60-61	11919
11/21/2022	vs Arkansas	L	54-80	2400
11/22/2022	vs Texas Tech	L	38-70	2400
11/23/2022	vs Cincinnati	L	62-81	2400
11/29/2022	Maryland	L	54-79	12211
12/04/2022	Miami (FL)	L	53-80	11811
12/10/2022	at Florida St.	L	53-75	5718
12/14/2022	Western Ky.	W	94-83	12417
12/17/2022	Florida A&M	W	61-55	11736
12/20/2022	Lipscomb	L	67-75	11861
12/22/2022	at NC State	L	64-76	12446
12/31/2022	at Kentucky	L	63-86	20934
01/03/2023	Syracuse	L	69-70	11506
01/07/2023	Wake Forest	L	72-80	11986
01/11/2023	at Clemson	L	70-83	7789
01/14/2023	North Carolina	L	59-80	14842
01/18/2023	Pittsburgh	L	54-75	11579
01/25/2023	at Boston College	L	65-75	5688
01/28/2023	at Notre Dame	L	62-76	6531
02/01/2023	Georgia Tech	W	68-58	11416
02/04/2023	Florida St.	L	78-81	12966
02/07/2023	at Pittsburgh	L	57-91	7577
02/11/2023	at Miami (FL)	L	85-93	6540





# 2022-23 CONFERENCE PLAY STATISTICS

## Game Records

Record	Overall	Home	Away	Neutral
ALL GAMES	1-13	1-6	0-7	0-0
CONFERENCE	1-13	1-6	0-7	0-0
NON-CONFERENCE	0-0	0-0	0-0	0-0

## Score by Periods

Team	1st	2nd	OT	TOT
Louisville	414	495	0	909
Opponents	537	556	0	1093

## Team Box Score

No.	Player				Total			3-Point			F-Throw		Rebounds				PF		DQ		A		TO		BLK		STL		PTS		AVG	
		GP-GS	MIN	AVG	FG-FGA	FG%	3FG-3FGA	3FG%	FT-FTA	FT%	OFF	DEF	TOT	AVG	PF	DQ	A	TO	BLK	STL	PTS	AVG										
3	ELLIS, EI	14-14	494:35	35.3	74-189	.392	22-73	.301	58-68	.853	7	36	43	3.1	28	0	70	50	2	14	228	16.3										
1	JAMES, Mike	14-14	430:04	30.7	57-121	.471	23-56	.411	27-40	.675	11	40	51	3.6	36	1	18	31	5	9	164	11.7										
24	WITHERS, Jae'Lyn	14-11	368:22	26.3	50-114	.439	29-57	.509	26-34	.765	11	67	78	5.6	35	0	9	31	9	8	155	11.1										
21	CURRY, Sydney	14-14	277:27	19.8	37-67	.552	0-0	.000	15-33	.455	21	37	58	4.1	35	2	5	18	2	1	89	6.4										
22	LANDS, Kamari	14-5	292:47	20.9	30-79	.380	16-41	.390	12-12	1.000	4	19	23	1.6	18	0	11	16	2	11	88	6.3										
5	HUNTLEY-HATFIELD, Brandon	6-6	166:18	27.7	16-34	.471	2-5	.400	3-7	.429	15	27	42	7.0	13	0	4	18	3	3	37	6.2										
12	TRAYNOR, JJ	14-6	332:51	23.8	32-73	.438	6-33	.182	5-7	.714	18	31	49	3.5	19	0	13	16	3	3	75	5.4										
34	OKORAFOR, Emmanuel	5-0	74:26	14.9	9-21	.429	1-1	1.000	3-5	.600	10	11	21	4.2	17	0	2	5	7	0	22	4.4										
15	MILLER, Hercy	13-0	92:33	7.1	7-25	.280	3-14	.214	5-8	.625	7	6	13	1.0	6	0	5	4	1	1	22	1.7										
11	BASILI, Fabio	6-0	51:13	8.5	3-15	.200	2-8	.250	1-2	.500	1	8	9	1.5	7	0	6	2	0	3	9	1.5										
0	REE, Devin	7-0	37:28	5.4	3-8	.375	1-6	.167	0-0	.000	0	4	4	0.6	2	0	0	2	1	2	7	1.0										
4	WHEELER, Roosevelt	13-0	126:54	9.8	5-19	.263	0-1	.000	1-8	.125	8	14	22	1.7	18	1	0	6	1	5	11	0.8										
23	PAYNE, Alexander	11-0	51:14	4.7	1-5	.200	0-2	.000	0-0	.000	6	5	11	1.0	5	0	1	0	0	0	2	0.2										
33	MCCOOL, Aidan	1-0	01:34	1.6	0-0	.000	0-0	.000	0-0	.000	0	1	1	1.0	0	0	0	0	0	0	0	0.0										
30	MYLES-DEVORE, Ashton	1-0	02:13	2.2	0-1	.000	0-1	.000	0-0	.000	0	0	0	0.0	0	0	0	0	0	0	0	0.0										
Team											23	14	37				18															
<b>Total</b>		<b>14</b>	<b>2800</b>		<b>324-771</b>	<b>.420</b>	<b>105-298</b>	<b>.352</b>	<b>156-224</b>	<b>.696</b>	<b>142</b>	<b>320</b>	<b>462</b>	<b>33.0</b>	<b>239</b>	<b>4</b>	<b>144</b>	<b>217</b>	<b>36</b>	<b>60</b>	<b>909</b>	<b>64.9</b>										
<b>Opponents</b>		<b>14</b>	<b>2800</b>		<b>381-811</b>	<b>.470</b>	<b>130-345</b>	<b>.377</b>	<b>201-261</b>	<b>.770</b>	<b>132</b>	<b>339</b>	<b>471</b>	<b>33.6</b>	<b>231</b>	<b>2</b>	<b>222</b>	<b>143</b>	<b>63</b>	<b>98</b>	<b>1093</b>	<b>78.1</b>										

## Team Statistics

	LOU	OPP
<b>Scoring</b>	<b>909</b>	<b>1093</b>
Points per game	64.9	78.1
Scoring margin	-13.1	-
<b>Field goals-att</b>	<b>324-771</b>	<b>381-811</b>
Field goal pct	.420	.470
<b>3 point fg-att</b>	<b>105-298</b>	<b>130-345</b>
3-point FG pct	.352	.377
3-pt FG made per game	7.5	9.3
<b>Free throws-att</b>	<b>156-224</b>	<b>201-261</b>
Free throw pct	.696	.770
F-Throws made per game	11.1	14.4
<b>Rebounds</b>	<b>462</b>	<b>471</b>
Rebounds per game	33.0	33.6
Rebounding margin	-0.6	-
<b>Assists</b>	<b>144</b>	<b>222</b>
Assists per game	10.3	15.9
<b>Turnovers</b>	<b>217</b>	<b>143</b>
Turnovers per game	15.5	10.2
Turnover margin	-5.3	-
Assist/turnover ratio	0.7	1.6
<b>Steals</b>	<b>60</b>	<b>98</b>
Steals per game	4.3	7.0
<b>Blocks</b>	<b>36</b>	<b>63</b>
Blocks per game	2.6	4.5
<b>Winning streak</b>	<b>0</b>	<b>-</b>
Home win streak	0	-
<b>Attendance</b>	<b>86106</b>	<b>52289</b>
Home games-Avg/Game	7-12301	7-7470
Neutral site-Avg/Game	-	0-0

## Team Results

Date	Opponent		Score	Att.
12/04/2022	Miami (FL)	L	53-80	11811
12/10/2022	at Florida St.	L	53-75	5718
12/22/2022	at NC State	L	64-76	12446
01/03/2023	Syracuse	L	69-70	11506
01/07/2023	Wake Forest	L	72-80	11986
01/11/2023	at Clemson	L	70-83	7789
01/14/2023	North Carolina	L	59-80	14842
01/18/2023	Pittsburgh	L	54-75	11579
01/25/2023	at Boston College	L	65-75	5688
01/28/2023	at Notre Dame	L	62-76	6531
02/01/2023	Georgia Tech	W	68-58	11416
02/04/2023	Florida St.	L	78-81	12966
02/07/2023	at Pittsburgh	L	57-91	7577
02/11/2023	at Miami (FL)	L	85-93	6540

# 2022-23 LOUISVILLE CARDINALS



**0 Devin Ree**  
F | 6-8 | 180 | Fr.  
Jackson, Miss.



**1 Mike James**  
G/F | 6-5 | 215 | R-Fr.  
Orlando, Fla.



**3 El Ellis**  
G | 6-3 | 180 | Sr.  
Durham, N.C.



**4 Roosevelt Wheeler**  
F/C | 6-11 | 240 | So.  
Richmond, Va.



**5 Brandon Huntley-Hatfield**  
F | 6-10 | 250 | So.  
Clarksville, Tenn.



**11 Fabio Basili**  
G | 6-4 | 175 | Fr.  
Orlando, Fla.



**12 JJ Traynor**  
F | 6-8 | 190 | Jr.  
Bardstown, Ky.



**15 Hercy Miller**  
G | 6-3 | 180 | So.  
Los Angeles, Ca.



**21 Sydney Curry**  
F | 6-8 | 270 | Sr.  
Ft. Wayne, Ind.



**22 Kamari Lands**  
F | 6-8 | 220 | Fr.  
Indianapolis, Ind.



**23 Zan Payne**  
G/F | 6-5 | 230 | Gr.  
Lexington, Ky.



**24 Jae'Lyn Withers**  
F | 6-9 | 220 | R-Jr.  
Charlotte, N.C.



**30 Ashton Myles-Devore**  
G | 6-1 | 165 | Jr.  
Versailles, Ky.



**33 Aidan McCool**  
G | 6-3 | 165 | Jr.  
Charleston, S.C.



**34 Emmanuel Okorafor**  
F/C | 6-9 | 220 | Fr.  
Lagos, Nigeria



**Kenny Payne**  
Head Coach  
(Louisville '03)  
First year at Louisville



**Danny Manning**  
Associate Head Coach  
(Kansas '88)  
First year at Louisville



**Nolan Smith**  
Assistant Coach  
(Duke '11)  
First year at Louisville



**Josh Jamieson**  
Assistant Coach  
(Southern Oregon '00)  
First year at Louisville

