



VIRGINIATM

VIRGINIA ATHLETICS MEDIA RELATIONS
 295 Massie Road, Room 154
 Charlottesville, VA 22904
Men's Basketball Contact: Erich Bacher
O: (434) 982-5530 **C:** (720) 318-5538
E-mail: bacher@virginia.edu
Web: VirginiaSports.com
Twitter: @UVAMensHoops, @ErichJBacher

24 NCAA TOURNAMENT APPEARANCES · 2019 NCAA CHAMPIONS · 3 NCAA FINAL FOURS · 11 ALL-AMERICANS · 27 ALL-ACC FIRST TEAM SELECTIONS

GAME INFORMATION

Date/Time: Thursday, March 9, 2023 / 7 p.m.
Site: Greensboro, N.C./Greensboro Coliseum (23,500)
TV: ESPN/2
Online: WatchESPN.com
 Dan Shulman, Jay Bilas, Holly Rowe
Radio: Virginia Sports Radio Network
Online: VirginiaSports.com
 John Freeman & Jimmy Miller
ESPN Radio:
Satellite Radio: SiriusXM (80), SXM App (80)
Live Stats: VirginiaSports.com
Twitter: @UVAMensHoops
Virginia vs. North Carolina: 61-134
2022-23: 1-1 (W 65-58 @UVA & L 71-63 @UNC)
ACC Tournament: 4-14 (0-6 at Greensboro Coliseum)
Virginia vs. Boston College: 19-9
2022-23: (W 76-57 @UVA & L 63-48 @BC)
ACC Tournament: 1-1 (1-0 at Greensboro Coliseum)

2022-23 SCHEDULE/RESULTS (23-6, 15-5 ACC)

Date	Opponent	TV	Time/Result
Nov. 7	[18] NCCU	RSN	W, 73-61
Nov. 11	[18] Monmouth	RSN	W, 89-42
Nov. 14	[18] Northern Iowa	ACCN	Canceled
Nov. 18	[16] vs. Baylor (5) #	ESPN2	W, 86-79
Nov. 20	[16] vs. Illinois (19) #	ESPN	W, 70-61
Nov. 25	[5] UMES	ACCN	W, 72-45
Nov. 29	[3] at Michigan (RV) %	ESPN	W, 70-68
Dec. 3	[3] Florida State *	ESPN2	W, 62-57
Dec. 6	[3] JMU	ACCN	W, 55-50
Dec. 17	[2] Houston (5)	ESPN2	L, 69-61
Dec. 20	[6] at Miami (22)*	ACCN	L, 66-64
Dec. 28	[13] UAlbany	ACCN	W, 66-46
Dec. 31	[13] at Georgia Tech *	ACCN	W, 74-56
Jan. 3	[11] at Pittsburgh *	ACCN	L, 68-65
Jan. 7	[11] Syracuse *	ACCN	W, 73-66
Jan. 10	[13] North Carolina *	ESPN	W, 65-58
Jan. 14	[13] at Florida State *	ESPN2	W, 67-58
Jan. 18	[10] Virginia Tech *	ESPNU	W, 78-68
Jan. 21	[10] at Wake Forest *	ESPNU	W, 76-67
Jan. 28	[7] Boston College *	RSN	W, 76-57
Jan. 30	[6] at Syracuse *	ESPN	W, 67-62
Feb. 4	[6] at Virginia Tech *	ESPN2	L, 74-68
Feb. 7	[8] NC State (22)*	ACCN	W, 63-50
Feb. 11	[8] Duke (RV) *	ESPN	W, 69-62 OT
Feb. 15	[7] at Louisville *	ESPNU	W, 61-58
Feb. 18	[7] Notre Dame *	ESPN2	W, 57-55
Feb. 22	[6] at Boston College *	RSN	L, 63-48
Feb. 25	[6] at North Carolina *	ESPN	L, 71-63
Feb. 28	[13] Clemson (RV)*	ACCN	W, 64-57
Mar. 4	[13] Louisville *	ESPN2	W, 75-50
Mar. 9	[13] UNC/BC **	ESPN/2	7 p.m.

Home games in Bold

All times Eastern
 # - Continental Tire Main Event, Las Vegas, Nev.
 % - ACC/B1G Challenge
 * - ACC Game
 ** - ACC Tournament Game, Greensboro, N.C.

PRONUNCIATION GUIDE

Kihei Clark Key-HEY
 Francisco Caffaro CAF-uh-row
 Armaan Franklin Ar-MAHN
 Isaac Traudt Trout



[13/11] VIRGINIA CAVALIERS (23-6, 15-5 ACC)

Head Coach: Tony Bennett (Green Bay, 1992)
 UVA: 339-123 (14th season), Career: 408-156 (17th season)

VS.

(7) NORTH CAROLINA (19-12) OR (10) BOSTON COLLEGE (16-16)

FOR OPENERS

- No. 2 seed Virginia (23-6) will play No. 7 seed North Carolina (19-12) or No. 10 seed Boston College (16-16) in the quarterfinals of the 2023 New York Life ACC Tournament on Thursday, March 9. Tipoff at Greensboro Coliseum is set for 7 p.m.
- UVA earned a share of its 11th ACC regular-season title.
- Reece Beekman was named ACC Defensive Player of the Year, All-ACC Third Team and All-Defensive Team.
- Kihei Clark was named All-ACC Third Team and All-Defensive Team.
- Jayden Gardner earned All-ACC honorable mention honors.

UVA ALL-TIME IN THE ACC TOURNAMENT

- Virginia is the No. 2 seed for the ACC Tournament for the fifth time in school history and second under head coach Tony Bennett (2016 & 2023).
- The Cavaliers are 44-64 all-time in the ACC Tournament and 18-24 in Greensboro, including the 2014 tournament title.
- UVA captured ACC Tournament titles as the No. 6 seed in 1976, No. 1 seed in 2014 and No. 1 seed in 2018.
- UVA has posted a 6-4 mark as the No. 2 seed in tournament.
- UVA is 26-37 in the ACC quarterfinals.
- UVA has advanced to the ACC Tournament semifinals in six of the last eight ACC tournaments.
- Bennett is 13-9 all-time in the ACC Tournament.

A WIN VS. UNC OR BOSTON COLLEGE WOULD GIVE:

- UVA 24 or more wins for the first time since winning 35 in 2018-19.
- UVA a three-game winning streak.
- UVA a 9-5 record away from home, including a 3-0 mark on neutral courts.
- UVA a program-best one win in each of the last eight ACC tournaments.
- UVA its 27th win in the ACC Tournament quarterfinals.
- Head coach Tony Bennett a 14-9 record in the ACC Tournament.

HOOW ARE THESE CAVALIERS?

- UVA returned all five starters from last season's team, which finished 21-14, 12-8 ACC (sixth) and advanced to the NIT.
- We play defense, take quality shots, pass the basketball, limit turnovers and transition points, rebound and play more defense.
- The Cavaliers return 91.4 percent of its scoring from last season, most among all NCAA Division I teams.
- Kihei Clark (11.1 ppg, 5.7 apg), Reece Beekman (9.3 ppg, 3.0 rpg, 5.3 apg), Jayden Gardner (11.8 ppg, 5.5 rpg), Armaan Franklin (12.6 ppg, 4.2 rpg) and Ben Vander Plas (7.4 ppg, 4.6 rpg) have started the past 14 games.
- Isaac McKneely (6.6 ppg, 39.3% 3FG), Ryan Dunn (2.8 ppg, 2.8 rpg, 1.0 bpg), Kadin Shedrick (6.0 ppg, 3.3 rpg, 1.2 bpg), Francisco Caffaro (1.9 ppg, 1.7 rpg) and Taine Murray (1.2 ppg) provide depth off the bench.
- UVA used the starting lineup of Clark, Beekman, Franklin, Gardner and Shedrick in 14 games.
- Isaac Traudt and Leon Bond III are redshirting this season.

ALL-TIME VS. NORTH CAROLINA

- UVA is 61-134 all-time vs. North Carolina in the series that dates to 1910-11.
- UVA split two-games with UNC this season, posting a 65-58 win in Charlottesville and 71-63 loss in Chapel Hill.
- Virginia is 4-14 all-time vs. the Tar Heels in the ACC Tournament, including a 0-6 mark in Greensboro.
- Tony Bennett is 13-11 all-time vs. UNC, including a loss as head coach of Washington State in the 2008 NCAA Sweet 16.

ALL-TIME VS. BOSTON COLLEGE

- Virginia is 19-9 all-time vs. Boston College, including a 14-9 ACC mark, in the series that dates to 1971-72.
- UVA split two-games with Boston College this season, posting a 78-68 win in Charlottesville and 63-48 loss in Chestnut Hill.
- UVA has won 12 of the last 15 games in the series.
- UVA is 1-1 against Boston College in the ACC Tournament, including a 1-0 mark in Greensboro.
- UVA has limited BC to 58 or fewer points in eight of the last 11 meetings.
- Head coach Tony Bennett is 13-6 all-time against Boston College.

HOOS IN THE NATIONAL RANKINGS

- UVA ranks first nationally in assist/turnover ratio (1.87) and turnovers per game (8.6), ninth in scoring defense (60.5 ppg), 11th in fouls per game (14.0), 18th in turnover margin (3.8), and 21st in assists per game (16.1) and 22nd in winning percentage (79.3%)
- Reece Beekman ranks second nationally in assist/turnover ratio (3.68).

LAST TIME OUT

- No. 13 Virginia (23-6, 15-5 ACC) posted a convincing 75-60 win over Louisville (4-27, 2-18 ACC) on March 4 to earn a share of the program's 11th ACC regular-season title.
- Francisco Caffaro, Chase Coleman, Armaan Franklin, Jayden Gardner and Ben Vander Plas were honored on Senior Day.
- Franklin and Gardner each scored 16 points, Reece Beekman matched a career-high with 11 assists) and Ryan Dunn added nine points for the Hoos in their 15th ACC victory of the season.
- Virginia shot a season-high 58 percent from the field and converted 11 of 14 free throws.
- UVA has won seven straight games vs. Louisville.
- Mike James led the Cardinals with a game-high 24 points.

HOOS AMONG ACC LEADERS

- UVA leads the ACC in scoring defense (60.5), assists (16.1 apg) and assist/turnover ratio (1.87).
- Reece Beekman ranks first in the ACC in assist/turnover ratio (3.68), and third in assists (5.3 apg) and steals (1.6 spg).
- Kihei Clark ranks second in the ACC in assists (5.7 apg) and assist/turnover ratio (2.9).
- Kadin Shedrick ranks sixth in blocks (1.2 bpg) and Ryan Dunn ranks 11th (1.0 bpg).
- Armaan Franklin ranks 15th in 3-pointers per game (2.0).

VIRGINIA'S STARTING LINEUP VS. LOUISVILLE (3/4/23)

Pos.	No.	Player (Hometown)	Yr.	Ht.	Wt.	PPG	RPG	NOTES
G	0	Kihei Clark (Woodland Hills, Calif.)	Gr.	5-10	167	11.1	5.7(a)	5+ assists in 18 games; 10+ points in 14 games
G	2	Reece Beekman (Milwaukee, Wis.)	Jr.	6-3	190	9.3	5.3(a)	5+ assists in 18 games; 5 PTS, 11 AST vs. Louisville
G	4	Armaan Franklin (Indianapolis, Ind.)	Sr.	6-4	200	12.6	4.2	12th 20-pt effort vs. Duke; 38.7% 3FG; 2+ 3's in 18 games
F	1	Jayden Gardner (Wake Forest, N.C.)	Gr.	6-6	233	11.8	5.5	2,340 PTS, 1,085 REB; 42 20-point games (9 at UVA)
F	5	Ben Vander Plas (Ripon, Wis.)	Gr.	6-8	236	7.4	4.6	Ohio transfer has 1,787 PTS, 892 REB & 242 3-pointers
OFF THE BENCH								
G	11	Isaac McKneely (Poca, W.Va.)	Fr.	6-4	179	6.6	2.3	11+ PTS in 6 games; 39.3% 3FG; 2+ 3's in 14 games
G	13	Ryan Dunn (Freeport, N.Y.)	Fr.	6-8	208	2.8	2.8	10 PTS, 5 REB, 1 STL, 1 BLK vs. Clemson; 2+ blocks in 5 games
F	21	Kadin Shedrick (Holly Springs, N.C.)	R-Jr.	6-11	231	6.0	3.3	67.1% FG & 79.6% FT; 2+ BLK in 27 career games
C	22	Francisco Caffaro (Sante Fe, Argentina)	R-Sr.	7-1	254	1.9	1.7	Played in 17 gms; 73.3% FG; 6 PTS, 1 REB, 1 STL vs. Louisville

VIRGINIA HEAD COACH TONY BENNETT

- Dean and Markel Families Head Men's Basketball Coach Tony Bennett has a 339-123 (.734) mark in 14 seasons at UVA and 408-156 (.723) career mark in 17 seasons as a head coach.
- Bennett passed Terry Holland (326-173, 16 seasons) as UVA's all-time winningest coach with the win over Syracuse (1/7/23).
- Bennett recorded his 400th career win at Wake Forest (1/21/23).
- Bennett has guided the Cavaliers to six ACC regular-season titles (2014, 2015, 2018, 2019, 2021, 2023), two ACC Tournament titles (2014 and 2018) and one NCAA national championship (2019).
- The three-time National (2007, 2015 and 2018) and four-time ACC Coach of the Year (2014, 2015, 2018 and 2019) guided UVA to its 10th consecutive postseason berth in 2021-22.
- In 2018-19, Bennett led the Cavaliers to their first NCAA national championship, a share of their ninth ACC regular-season title and a school-record 35 wins.
- Bennett is the third coach in ACC men's basketball history to lead his program to 12-straight winning conference seasons, joining North Carolina's Dean Smith (33) and Duke's Mike Krzyzewski (13).
- He has led UVA to outright ACC regular-season and tournament championships in the same season two times (2014 and 2018).
- Bennett is the fifth coach in ACC history to win at least three outright ACC regular-season titles (Frank McGuire, Dean Smith, Mike Krzyzewski and Roy Williams).
- UVA is 176-75 (.701) in ACC play (100-25 at home & 76-50 away), 193-38 (.836) at home and 162-47 (.775) in non-conference action (91-10 at JPJ) under Bennett.
- Bennett ranks fourth all-time in winning percentage (.701) among ACC head coaches with 100 or more ACC wins.

PLAYER NOTES

- Armaan Franklin (26, 25, 23, 21, 20, 20) leads Virginia with six 20-point games, while Jayden Gardner (26, 20), Kihei Clark (20) and Ben Vander Plas (20) have also registered 20-point efforts.
- Franklin has led UVA in scoring in 12 contests this season and reached 1,000 career points vs. Boston College.
- Franklin registered his first career double-double with 25 points and career-best 10 rebounds at Wake Forest.
- Gardner has three double-doubles (12 points, 11 rebounds at Michigan, 20 points and 10 rebounds at Virginia Tech and 19 points and 12 rebounds at North Carolina).
- Gardner scored his 2,000th point vs. NC Central and snared his 1,000th career rebound vs. Syracuse on Jan. 3.
- Gardner has led UVA in scoring in nine contests and has reached double figures in scoring in 10 of the last 13 games.
- Isaac McKneely tied his ACC high with 12 points against Clemson.
- McKneely has made at least one 3-pointer in 22 games and two or more 3-pointers in 14 contests.
- Vander Plas recorded his first double-double at UVA (15th career) with 10 points and 11 rebounds at Louisville.
- Reece Beekman has 25 assists and one turnover in his past three games. Beekman is shooting career bests from 3-point range (40.4%) and charity stripe (79.2%).
- Ryan Dunn reached double figures for the second time with 10 points against Clemson.
- Dunn has registered five multi-block games, including four games with three blocks.

OFFENSE ON THE WAY BACK

- UVA's registered its first game with 70 or more points in its 75-60 win against Louisville on March 4 since netting 76 in a win over Boston College on Jan. 28.
- UVA shot a season-high 58 percent in the March 4 win over Louisville, marking its first 50 percent or better shooting effort in six games.
- UVA is averaging 68.2 points per game, and shooting 45 percent from the field, including 35.9 percent from 3-point range and 70 percent free throws (lowest since 67.3 percent in 2013-14).
- UVA is averaging just 59.4 points over its past eight games after averaging 71.5 points in its first 21 games.
- The Cavaliers are shooting 43.5 percent from the field, 28.5 percent from 3-point range and 63.8 percent from the free throw line over the past eight games.
- UVA scored 70 or more points in its first six games (12 overall) for the first time since 2003-04 (8 games).
- UVA scored at least 70 points in six straight games for the first time since December of 2014.
- UVA shot 44.9 percent from the field, including 32.3 percent from 3-point range, last season.

NATIONAL DEFENSIVE POINTS PER GAME

RANKINGS UNDER TONY BENNETT

Year	School	Pts/Gm	Rank
2006-07	Washington State	59.5	17th
2007-08	Washington State	56.4	3rd
2008-09	Washington State	55.4	1st
2009-10	Virginia	63.6	54th
2010-11	Virginia	62.4	36th
2011-12	Virginia	54.2	2nd
2012-13	Virginia	55.6	5th
2013-14	Virginia	55.7	1st
2014-15	Virginia	51.5	1st
2015-16	Virginia	60.1	2nd
2016-17	Virginia	56.4	1st
2017-18	Virginia	54.0	1st
2018-19	Virginia	56.1	1st
2019-20	Virginia	52.4	1st
2020-21	Virginia	60.5	6th
2021-22	Virginia	60.1	6th
2022-23	Virginia	60.5	9th

ABOUT THE 2022-23 SCHEDULE

- Five Virginia opponents are ranked in the latest AP Top-25 poll (Houston, Baylor, Miami, Duke, Pittsburgh), while one (Pittsburgh) received votes.
- UVA is 3-2 vs. ranked foes (Baylor, Illinois and NC State).

VIRGINIA RANKED NO. 13 IN LATEST AP POLL

- UVA is ranked No. 13 for the second straight week in the AP national poll and has been ranked in the top-20 in all 18 polls.
- UVA's No. 2 ranking on Dec. 12 as UVA's highest since spending the last four weeks at No. 2 in 2018-19.
- UVA returned to the top-5 for the first time on Nov. 21 since a No. 4-preseason ranking in 2020-21.
- The Cavaliers were ranked No. 18 in the AP Preseason poll.
- UVA was ranked in the preseason AP top-25 for the fifth straight year and ninth in the last 10 seasons.

UVA MOURNS PASSING OF TERRY HOLLAND

- Legendary Virginia head coach and athletics director Terry Holland passed away Feb. 26. He was 80 years old.
- Holland served as head coach at Virginia from 1974-1990, retiring as UVA's all-time winningest men's basketball coach with a 326-173 (.653) record.
- Holland guided the Cavaliers to a pair of NCAA Final Four berths (1981 and 1984), three consecutive ACC regular-season titles (1981-83), two Elite Eight appearances (1983 and 1989), one ACC tournament championship (1976), one NIT crown (1980) and nine NCAA tournament appearances.
- He served as athletics director at UVA from 1994-2001.

THERE'S NO PLACE LIKE HOME

- Virginia is 231-54 (.811), including a 15-1 mark (10-0 ACC) in 2022-23, in 17 seasons at John Paul Jones Arena.
- UVA was 10-1 at JPJ in 2020-21 and is 193-38 (.836), including a 158-23 (.873) mark the past 11 seasons.
- UVA is an ACC-leading 87-13 (.870) in league home games over the past 11 seasons. Duke is second at 85-15 (.850).
- UVA has won 10+ home games for 13 straight seasons.

BENNETT/VANDER PLAS CONNECTION

- Ohio transfer Bennett (Ben) Vander Plas was named after Tony Bennett's father, Dick Bennett.
- Vander Plas' father Dean Vander Plas was a collegiate teammate of Tony Bennett for three seasons under Dick Bennett at UW-Green Bay from 1989-91.
- Vander Plas scored 17 points in Ohio's 62-58 win over Virginia in the first round of the 2021 NCAA Tournament.

THE DEFENSE NEVER RESTS

- UVA ranks 10th nationally in scoring defense at 60.5 ppg.
- The Cavaliers ranked eighth nationally in scoring defense in 2021-22 at 60.1 ppg.
- UVA has limited its opponents to 41.9 percent field goal shooting, including 34.4 percent from 3-point range.
- The Cavaliers have forced 24 shot clock violations and have averaged 28 shot clock violations since 2019.
- UVA is 11-1 when outrebounding its opponents.
- In 2021-22, the Cavaliers limited their opponents to 40.3 percent shooting and 33.6 percent from 3-point range.
- Bennett-coached teams have led the nation in scoring defense seven times and finished in the top-five nationally 11 times.



TONY BENNETT

EDUCATION
College: Green Bay, 1992

COACHING EXPERIENCE

1999-00	Wisconsin (staff volunteer)
2000-01	Wisconsin (assistant coach)
2003-04	Washington State (assistant coach)
2004-06	Washington State (associate head coach)
2006-09	Washington State (head coach)
2009-	Virginia (head coach)

THE BENNETT RECORD

Year	School	Record (Conf)	Postseason
2006-07	Washington St.	26-8 (13-5)	NCAA 2nd Round
2007-08	Washington St.	26-9 (11-7)	NCAA Sweet 16
2008-09	Washington St.	17-16 (8-10)	NIT 1st Round
2009-10	Virginia	15-16 (6-11)	
2010-11	Virginia	16-15 (7-9)	
2011-12	Virginia	22-10 (9-7)	NCAA 2nd Round
2012-13	Virginia	23-12 (11-7)	NIT Quarterfinals
2013-14	Virginia	30-7 (16-2)	NCAA Sweet 16
2014-15	Virginia	30-4 (16-2)	NCAA Third Round
2015-16	Virginia	29-8 (13-5)	NCAA Elite Eight
2016-17	Virginia	23-11 (11-7)	NCAA 2nd Round
2017-18	Virginia	31-3 (17-1)	NCAA 1st Round
2018-19	Virginia	35-3 (16-2)	NCAA Champions
2019-20	Virginia	23-7 (15-5)	N/A
2020-21	Virginia	18-7 (13-4)	NCAA First Round
2021-22	Virginia	21-14 (12-8)	NIT Quarterfinals
2022-23	Virginia	23-6 (15-5)	
Total	17 seasons	408-156	
Virginia	14 seasons	339-123	

BENNETT VS. 2022-23 OPPONENTS

Opponent	Career	Virginia
UAlbany	1-0	1-0
Baylor	2-1	1-0
Boston College	13-6	13-6
UCLA	1-6	0-0
Clemson	15-4	15-4
Duke	6-13	6-13
Florida State	11-11	11-11
Georgia Tech	17-2	17-2
Houston	0-2	0-2
Illinois	1-0	1-0
JMU	4-1	4-1
Louisville	17-2	17-2
Maryland Eastern Shore	2-0	2-0
Miami	12-6	12-6
Michigan	2-0	2-0
Monmouth	2-0	2-0
North Carolina	13-11	13-10
NCCU	1-0	1-0
NC State	15-5	15-5
Northern Iowa	1-0	1-0
Notre Dame	13-2	12-2
Pitt	12-3	12-2
Syracuse	12-3	12-3
Virginia Tech	18-9	18-9
Wake Forest	11-5	11-5

VIRGINIA IN THE POLLS

Date	AP	Coaches	Date	AP	Coaches
Preseason	18	18	Jan. 23	7	6
Nov. 14	16	14	Jan. 30	6	4
Nov. 21	5	6	Feb. 6	8	9
Nov. 28	3	3	Feb. 13	7	6
Dec. 5	3	3	Feb. 20	6	6
Dec. 12	2	2	Feb. 27	13	12
Dec. 19	6	6	March 6	13	11
Dec. 26	13	12			
Jan. 2	11	11			
Jan. 9	13	12			
Jan. 16	10	10			

GRUMPY OLD MEN

- UVA's roster includes sixth-year Ben Vander Plas, fifth-years Francisco Caffaro, Kihei Clark and Jayden Gardner, fourth-years Chase Coleman, Armaan Franklin and Kadin Shedrick, and third-year Reece Beekman.
- The average age of the Cavaliers is 20.8 years old.
- Gardner ranks second among active Division I players in career free throw attempts (794), fifth in free throws made (588), sixth in field goals made (870), seventh in points (2,340), ninth in double-doubles (39), 11th in rebounds (1,087) and 12th in field goals attempted (1,729).
- Clark ranks sixth among active DI players in assists (705), 17th in games (157) and 22nd in assist/turnover ratio (2.13).
- Gardner (2,340 points), Vander Plas (1,787 points) and Clark (1,404 points) have played in a combined 453 career games.

CLARK CAREER NOTES

- Kihei Clark is the ACC's all-time wins leader (74) and minutes leader at 5,307.
- Clark also became UVA's all-time leader in assists (705), wins (120), games (157) and starts (137) this season.
- Clark (705 assists) passed John Crotty (683 from 1988-91) for first on UVA's all-time assists list.
- Clark (120 wins) passed Mamadi Diakite (110 from 2017-20) for first on UVA's career wins list.
- Clark (74 ACC wins) passed Duke's Shane Battier (70 from 2017-20) for first on the career ACC wins (regular season and ACC Tournament) list.
- Clark ranks 25th on UVA's all-time scoring list 1,404 points.
- Clark needs 12 points to pass Mel Kennedy (1,415 from 1985-88) for 24th on the list.

WATCH ME NOW

- Kihei Clark was named to Bob Cousy Award Top-20 Watch List for the fourth straight season.
- Jayden Gardner was named to Karl Malone Award Top-20 Watch List for the second straight season.
- Gardner was a Wooden Preseason Top-50 Watch List honoree.

SUPER 70s AND AWESOME 80s

- Virginia is 12-0 when scoring 70 or more points in 2022-23 and 156-11 all-time under Tony Bennett.
- Virginia is 46-1 all-time under when scoring 80 or more points under Bennett with their lone loss a 93-81 setback at North Carolina in 2012-13.
- Bennett was 4-0 when scoring 80+ at Washington State.
- UVA scored 100 points against Marshall (2018-19) for the first time under Tony Bennett and added 97 points against Coppin State (2018-19).
- UVA is 4-0 all-time when scoring 90 or more under Bennett.

VANDER PLAS EARNS ACADEMIC ALL-DISTRICT HONORS

- Ben Vander Plas was named to the Men's Basketball Division I CSC Academic All-District® Team.
- Vander Plas earned his third Academic All-District Team honor after posting perfect 4.0 GPA in the fall semester at UVA.
- Vander Plas, who was named the CoSIDA Division I Men's Basketball Academic All-America® of the Year in 2021-22, is a graduate transfer enrolled in the professional learning program at Virginia.
- He earned his undergraduate degree in communications studies and master's degrees in sports administration and management from Ohio University.

MEET THE ROOKIES

- The Cavaliers welcome freshmen Isaac McKneely (Mr. Basketball West Virginia), Isaac Traudt (Mr. Basketball Nebraska), Ryan Dunn (brother of MLB pitcher Justin Dunn) and Leon Bond III to this year's team.

LAND OF CHEESE

- In addition to head coach Tony Bennett (Green Bay) and Director of Scouting Brad Soderberg (Stevens Point), UVA's roster includes Wisconsin natives Reece Beekman (Milwaukee), Leon Bond III (Wauwatosa) and Ben Vander Plas (Ripon).

CAVALIERS ADD GEORGETOWN TRANSFER DANTE HARRIS

- UVA added Georgetown transfer Dante Harris on Jan. 4, 2023.
- The 6-0, 170-pound guard averaged 10 points, 3.5 rebounds and 3.6 assists in 55 career games for the Hoyas from 2020-22. He shot 36.5 percent from the field and 79.8 percent from the free throw line. Harris scored in double figures 20 times.
- Harris averaged 11.9 points and 3.6 rebounds along with team-high in assists (118) as a sophomore in 2021-22.
- He was named the Most Outstanding Player of the 2021 Big East Tournament as a freshman.
- Harris will have three years of eligibility beginning in 2023-24.

VIRGINIA EXCEEDS ACC EXPECTATIONS AGAIN

- UVA finished tied for first in the ACC after being predicted to finish third in the 2022-23 ACC Preseason Poll.
- UVA has finished at or higher than their predicted finish in 13 of the last 15 seasons.

CAVALIERS INK BUCHANAN AND GERTRUDE TO NLI's

- UVA signed Blake Buchanan (Coeur d'Alene, Idaho/Lake City), and Elijah Gertrude (Jersey City, N.J./Hudson Catholic Regional) to National Letters of Intent on Nov. 9.
- Buchanan is a 6-10, 215-pound skilled forward who averaged 13 points and eight rebounds during his junior season at Lake City High School.
- Buchanan is ranked No. 74 in the On3 rankings.
- Gertrude is a 6-4, 180-pound athletic guard, who averaged 14.3 points as a junior for Hudson Catholic Regional H.S.
- Gertrude is ranked No. 70 in the On3 rankings.

HOLDING FOES UNDER 50

- UVA is 109-2, including a 3-0 mark in 2022-23, when limiting foes to fewer than 50 points during the Tony Bennett era.
- Bennett-coached teams are 134-3 when holding opponents to fewer than 50 points (25-1 in 3 years at Washington State).
- UVA is 27-0 when holding foes to fewer than 40 under Bennett.

UVA VS. RANKED OPPONENTS

- UVA is 51-44 against ranked foes in the Tony Bennett era.
- UVA is 3-2 vs. ranked opponents in 2022-23, recording wins against Baylor, Illinois and NC State.
- UVA's 11 ranked wins in 2018-19 marked a school record.
- UVA is 163-337 vs. ranked opponents since 1953-54.
- UVA is 1-31 all-time vs. No. 1-ranked opponents (86-73 win vs. No. 1 North Carolina on Jan. 30, 1986).

REECE IN RARE COMPANY

- Last season, Reece Beekman became the first ACC player since Grant Hill (1993-94) to register at least 175 assists, 50 steals and 25 blocks in a season.
- Beekman joined Ty Lawson (2008-09), Chris Corchiani (1988-89) and Sidney Lowe (1980-81 & 1982-83), and Muggsy Bogues (1984-85) to lead the ACC in assists, steals and assist/turnover ratio.

GARDNER EARNS PRESEASON ALL-ACC HONORS

- Jayden Gardner was named to the preseason All-ACC second team for the second consecutive season.
- Gardner landed on the All-ACC third team in 2021-22 after ranking seventh in the ACC in field goal percentage (50.1%) and free throw percentage (79.3%), 12th in scoring (15.3 ppg) and 17th in rebounding (6.4 rpg).

CAVALIERS IN THE NBA

- Malcolm Brogdon (Indiana), Mamadi Diakite (Cleveland), Joe Harris (Brooklyn), Anthony Gill (Washington), Sam Hauser (Boston), De'Andre Hunter (Atlanta), Ty Jerome (Golden State) and Trey Murphy III (New Orleans) are former Cavaliers who played in the NBA during the 2022-23 season.
- Murphy finished second in the 2023 NBA Slam Dunk Contest held in Salt Lake City, Utah.
- Diakite and Jerome are on two-way contracts.
- Indiana head coach Rick Carlisle is a Virginia alum who led Dallas to an NBA title.

ON THE HORIZON

- The winner of the Virginia/North Carolina or Boston College ACC quarterfinal contest advances to the semifinals on Friday, March 10. Tipoff at Greensboro Coliseum is set for 9:30 p.m. on ESPN.

UVA RECORDS WATCH

No.	Name	Career Points
23.	Lee Raker (1978-81)	1,423
24.	Mel Kennedy (1985-88)	1,415
25.	Kihei Clark (2019-)	1,404

UVA 2022-23 HONORS

Reece Beekman	ACC Player of the Week (11/21)
Reece Beekman	ACC Defensive Player of the Year
Reece Beekman	ACC All-Defensive Team
Reece Beekman	All-ACC Third Team
Kihei Clark	ACC All-Defensive Team
Kihei Clark	All-ACC Third Team
Jayden Gardner	All-ACC Honorable Mention
Ben Vander Plas	CSC Academic All-District

UVA'S RECORD UNDER TONY BENNETT WHEN..

	All	2022-23
Leading at the half	266-32	17-1
Trailing at the half	63-85	6-5
Tied at the half	10-5	0-0
Playing Overtime	12-10	1-0
Shooting 50% or better	130-11	8-0
Shooting between 40-49.9%	165-46	13-3
Shooting less than 40%	44-66	2-3
Opponents shoot 50% or better	26-34	2-2
Opponents shoot less than 50%	313-89	21-4
UVA outrebounds its opponent	235-38	12-1
Opponent outrebounds UVA	95-81	11-4
Teams are tied in rebounds	9-4	0-1
UVA has 10 or more steals	30-5	5-0
UVA shoots 70% FT or better	210-66	12-3
UVA shoots less than 70% FT	129-58	11-3
Scoring less than 50 points	10-20	0-1
Scoring 50-59 points	48-47	2-0
Scoring 60-69 points	125-44	9-5
Scoring 70-79 points	114-10	10-0
Scoring 80-89 points	38-1	2-0
Scoring more than 90 points	4-0	0-0
Allowing fewer than 50 points	109-2	3-0
Allowing fewer than 40 points	27-0	0-0
Playing in John Paul Jones Arena	193-38	15-1
Playing on the road	91-62	6-5
Playing on a neutral court	55-23	2-0
Game decided by 1-4 points	51-49	3-2
Game decided by 5-10 points	87-33	12-3
Game decided by 11+ points	201-41	8-1
Playing at night	232-85	15-4
Playing in the afternoon	107-38	8-2
Playing on Monday	33-15	2-0
Playing on Tuesday	56-14	5-2
Playing on Wednesday	57-17	3-1
Playing on Thursday	21-10	0-0
Playing on Friday	36-11	3-0
Playing on Saturday	98-46	9-3
Playing on Sunday	37-10	1-0
Playing in November	78-15	6-0
Playing in December	58-17	4-2
Playing in January	83-29	7-1
Playing in February	69-37	5-3
Playing in March	49-25	1-0
Playing in April	2-0	0-0

CAVALIERS IN THE PROS

- Justin Anderson** (2013-15), Fort Wayne (G League)
- Darion Atkins** (2012-15), Trento (Italian Serie A)
- Malcolm Brogdon** (2012-16), Boston (NBA)
- Mamadi Diakite** (2016-20), Cleveland (NBA/G League)
- Anthony Gill** (2014-16), Washington (NBA)
- Kyle Guy** (2017-19), Joventut (Liga ACB)
- Devon Hall** (2015-18), Milano (Italian Serie A)
- Joe Harris** (2011-14), Brooklyn (NBA)
- Sam Hauser** (2021), Boston (NBA)
- De'Andre Hunter** (2017-19), Atlanta (NBA)
- Ty Jerome** (2017-19), Golden State (NBA)
- Braxton Key** (2019-20), Delaware (G League)
- Sylvan Landesberg** (2009-10), Shandong-Heroes (CBA)
- Jerome Meyinsse** (2007-10), Ironi Hai (Israel Winner)
- Laurynas Mikalauskas** (2006-08), Telsiai (Lithuanian NKL)
- Akil Mitchell** (2011-14), AEK Athens (Greek GBL)
- Trey Murphy III** (2021), New Orleans (NBA)
- London Perrantes** (2014-17), Hapoel Galil Gilboa (Israeli Winner)
- Jack Salt** (2016-19), Taylor (New Zealand NBL)
- Mike Scott** (2008-12), Sluc Nancy Basket Pro (French ProA)
- Kody Stattmann** (2019-22), Brisbane (Australian NBL)
- Mike Tobey** (2013-16), Barcelona (Liga ACB)
- Tomas Woldetensae** (2020-21), Varese (Italian Serie A2)

Year	Record (Finish)	ACC Tournament - Round	ACCT Seed	Opponent (Seed)	Score
1954	1-4 (7th)	Raleigh, N.C. - Quarterfinal	8	Duke (1)	L 96-68
1955	5-9 (6th)	Raleigh, N.C. - Quarterfinal Raleigh, N.C. - Semifinal	6	Maryland (3) Duke (2)	W 68-67 (ot) L 90-77 (ot)
1956	3-11 (T-6th)	Raleigh, N.C. - Quarterfinal	7	North Carolina (2)	L 81-77
1957	3-11 (T-7th)	Raleigh, N.C. - Quarterfinal	7	Maryland (2)	L 72-69
1958	6-8 (5th)	Raleigh, N.C. - Quarterfinal	5	Maryland (4)	L 70-66
1959	6-8 (5th)	Raleigh, N.C. - Quarterfinal Raleigh, N.C. - Semifinal	5	Maryland (4) N.C. State (1)	W 66-65 L 66-63
1960	1-13 (8th)	Raleigh, N.C. - Quarterfinal	8	North Carolina (1)	L 84-63
1961	2-12 (T-7th)	Raleigh, N.C. - Quarterfinal	7	Duke (2)	L 89-54
1962	2-12 (8th)	Raleigh, N.C. - Quarterfinal	8	Wake Forest (1)	L 81-58
1963	3-11 (8th)	Raleigh, N.C. - Quarterfinal	8	Duke (1)	L 89-70
1964	4-10 (T-7th)	Raleigh, N.C. - Quarterfinal	7	Wake Forest (2)	L 79-60
1965	3-11 (7th)	Raleigh, N.C. - Quarterfinal	7	N.C. State (2)	L 106-69
1966	4-10 (T-6th)	Raleigh, N.C. - Quarterfinal	7	N.C. State (2)	L 86-77
1967	4-10 (7th)	Charlotte, N.C. - Quarterfinal	7	Duke (2)	L 99-78
1968	5-9 (5th)	Charlotte, N.C. - Quarterfinal	5	South Carolina (4)	L 101-78
1969	5-9 (6th)	Charlotte, N.C. - Quarterfinal	6	Duke (3)	L 99-86
1970	3-11 (7th)	Charlotte, N.C. - Quarterfinal Charlotte, N.C. - Semifinal	7	North Carolina (2) N.C. State (3)	W 95-93 L 67-66
1971	6-8 (5th)	Greensboro, N.C. - Quarterfinal Greensboro, N.C. - Semifinal	5	Wake Forest (4) North Carolina (1)	W 85-84 L 78-68
1972	8-4 (T-2nd)	Greensboro, N.C. - Quarterfinal Greensboro, N.C. - Semifinal	3	Wake Forest (6) Maryland (2)	W 74-65 L 62-57
1973	4-8 (T-4th)	Greensboro, N.C. - Quarterfinal Greensboro, N.C. - Semifinal	5	Duke (4) N.C. State (1)	W 59-55 L 63-51
1974	4-8 (4th)	Greensboro, N.C. - Quarterfinal Greensboro, N.C. - Semifinal	4	Clemson (5) N.C. State (1)	W 68-63 L 87-66
1975	4-8 (5th)	Greensboro, N.C. - Quarterfinal	5	N.C. State (4)	L 91-85
1976	4-8 (6th)	Landover, Md. - Quarterfinal Landover, Md. - Semifinal Landover, Md. - Final	6	N.C. State (3) Maryland (2) North Carolina (1)	W 75-63 W 73-65 W 67-62
1977	2-10 (T-6th)	Greensboro, N.C. - Quarterfinal Greensboro, N.C. - Semifinal Greensboro, N.C. - Final	7	Wake Forest (2) Clemson (3) North Carolina (1)	W 59-57 W 72-60 L 75-69
1978	6-6 (T-4th)	Greensboro, N.C. - Quarterfinal	4	Wake Forest (5)	L 72-61
1979	7-5 (3rd)	Greensboro, N.C. - Quarterfinal	3	N.C. State (6)	L 78-82
1980	7-7 (T-5th)	Greensboro, N.C. - Quarterfinal	5	Clemson (4)	L 57-49
1981	13-1 (1st)	Landover, Md. - Quarterfinal Landover, Md. - Semifinal	1	Georgia Tech (8) Maryland (4)	W 76-47 L 85-62
1982	12-2 (T-1st)	Greensboro, N.C. - Quarterfinal Greensboro, N.C. - Semifinal Greensboro, N.C. - Final	2	Clemson (7) Wake Forest (3) North Carolina (1)	W 56-54 W 51-49 (ot) L 47-45
1983	12-2 (T-1st)	Atlanta, Ga. - Quarterfinal Atlanta, Ga. - Semifinal Atlanta, Ga. - Final	2	Duke (7) Georgia Tech (3) N.C. State (5)	W 109-66 W 96-67 L 81-78
1984	6-8 (T-5th)	Greensboro, N.C. - Quarterfinal	6	Wake Forest (3)	L 63-51
1985	3-11 (8th)	Atlanta, Ga. - Quarterfinal	8	Georgia Tech (1)	L 55-48
1986	7-7 (T-4th)	Greensboro, N.C. - Quarterfinal Greensboro, N.C. - Semifinal	5	N.C. State (4) Duke (1)	W 64-62 L 75-70
1987	8-6 (4th)	Landover, Md. - Quarterfinal Landover, Md. - Semifinal	4	Georgia Tech (5) North Carolina (1)	W 55-54 L 84-82 (2ot)
1988	5-9 (6th)	Greensboro, N.C. - Quarterfinal	6	Duke (3)	L 60-48
1989	9-5 (T-2nd)	Atlanta, Ga. - Quarterfinal Atlanta, Ga. - Semifinal	3	Clemson (6) Duke (2)	W 90-73 L 69-58
1990	6-8 (T-5th)	Charlotte, N.C. - Quarterfinal Charlotte, N.C. - Semifinal Charlotte, N.C. - Final	5	North Carolina (4) Clemson (1) Georgia Tech (2)	W 92-85 (ot) W 69-66 L 70-61
1991	6-8 (T-5th)	Charlotte, N.C. - Quarterfinal Charlotte, N.C. - Semifinal	6	Wake Forest (3) North Carolina (2)	W 70-66 L 76-71
1992	8-8 (T-4th)	Charlotte, N.C. - Quarterfinal	5	Georgia Tech (4)	L 68-56
1993	9-7 (5th)	Charlotte, N.C. - Quarterfinal Charlotte, N.C. - Semifinal	5	Wake Forest (4) North Carolina (1)	W 61-57 L 74-56
1994	8-8 (T-4th)	Charlotte, N.C. - Quarterfinal Charlotte, N.C. - Semifinal Charlotte, N.C. - Final	4	Maryland (5) Duke (1) North Carolina (2)	W 69-63 W 66-61 L 73-66

Year	Record (Finish)	ACC Tournament - Round	ACCT Seed	Opponent (Seed)	Score
1995	12-4 (T-1st)	Greensboro, N.C. - Quarterfinal	4	Georgia Tech (5)	W 77-67
		Greensboro, N.C. - Semifinal		Wake Forest (1)	L 77-68
1996	6-10 (7th)	Greensboro, N.C. - Quarterfinal	7	Wake Forest (2)	L 70-60
1997	7-9 (6th)	Greensboro, N.C. - Quarterfinal	6	North Carolina (3)	L 78-68
1998	3-13 (9th)	Greensboro, N.C. - 1st Round	9	Duke (1)	L 63-41
1999	4-12 (9th)	Charlotte, N.C. - 1st Round	9	Duke (1)	L 104-67
2000	9-7 (T-3rd)	Charlotte, N.C. - Quarterfinal	3	N.C. State (6)	L 76-65
2001	9-7 (4th)	Atlanta, Ga. - Quarterfinal	4	Georgia Tech (5)	L 74-69
2002	7-9 (T-5th)	Charlotte, N.C. - Quarterfinal	5	NC State (4)	L 92-72
2003	6-10 (T-6th)	Greensboro, N.C. - Quarterfinal	6	Duke (3)	L 83-76
2004	6-10 (T-7th)	Greensboro, N.C. - First Round	8	Clemson (9)	W 83-79 (ot)
		Greensboro, N.C. - Quarterfinal		Duke (1)	L 84-74
2005	4-12 (T-10th)	Washington, D.C. - First Round	11	Miami (6)	W 66-65
		Washington, D.C. - Quarterfinal		Duke (3)	L 76-64
2006	7-9 (T-7th)	Greensboro, N.C. - First Round	7	Virginia Tech (10)	W 60-56
		Greensboro, N.C. - Quarterfinal		North Carolina (2)	L 79-67
2007	11-5 (T-1st)	Tampa, Fla. - Quarterfinal	2	NC State (10)	L 79-71
2008	5-11 (10th)	Charlotte, N.C. - First Round	10	Georgia Tech (7)	L 94-76
2009	4-12 (11th)	Atlanta, Ga. - First Round	11	Boston College (6)	L 76-63
2010	5-11 (T-9th)	Greensboro, N.C. - First Round	9	Boston College (8)	W 68-62
		Greensboro, N.C. - Quarterfinal		Duke (1)	L 57-46
2011	7-9 (T-7th)	Greensboro, N.C. - First Round	8	Miami (9)	L 69-62 (ot)
2012	9-7 (T-4th)	Atlanta, Ga. - Quarterfinal	4	NC State (5)	L 67-64
2013	11-7 (T-4th)	Greensboro, N.C. - Quarterfinal	4	NC State (5)	L 75-56
2014	16-2 (1st)	Greensboro, N.C. - Quarterfinal	1	Florida State (9)	W 64-51
		Greensboro, N.C. - Semifinal		Pittsburgh (5)	W 51-48
		Greensboro, N.C. - Final		Duke (3)	W 72-63
2015	16-2 (1st)	Greensboro, N.C. - Quarterfinal	1	Florida State (9)	W 58-44
		Greensboro, N.C. - Semifinal		North Carolina (5)	L 71-67
2016	13-5 (T-2nd)	Washington, D.C. - Quarterfinal	2	Georgia Tech (10)	W 72-52
		Washington, D.C. - Semifinal		Miami (3)	W 73-68
		Washington, D.C. - Final		North Carolina (1)	L 61-57
2017	11-7 (T-6th)	Brooklyn, N.Y. - Second Round	6	Pittsburgh (14)	W 75-63
		Brooklyn, N.Y. - Quarterfinal		Notre Dame (3)	L 71-58
2018	17-1 (1st)	Brooklyn, N.Y. - Quarterfinal	1	Louisville (9)	W 75-58
		Brooklyn, N.Y. - Semifinal		Clemson (4)	W 64-58
		Brooklyn, N.Y. - Final		North Carolina (6)	W 71-63
2019	16-2 (T-1st)	Charlotte, N.C. - Quarterfinal	1	NC State (8)	W 76-56
		Charlotte, N.C. - Semifinal		Florida State (4)	L 69-59
2021	13-5 (1st)	Greensboro, N.C. - Quarterfinal	1	Syracuse (8)	W 72-69
		Greensboro, N.C. - Semifinal		Georgia Tech (4)	Canceled
2022	12-8 (6th)	Brooklyn, N.Y. - Second Round	6	Louisville (11)	W 51-50
		Brooklyn, N.Y. - Quarterfinal		North Carolina (2)	L 63-43

Total - 44-64

* 2020 ACC Tournament canceled due to coronavirus

ACC TOURNAMENT SERIES RECORDS

Opponent	Overall	1st	2nd	Quarter	Semi	Final	Atlanta	Brooklyn	Charlotte	Greensboro	Landover	Raleigh	Tampa	Wash. DC
Boston College	1-1	1-1	-	-	-	-	0-1	-	-	1-0	-	-	-	-
Clemson	7-1	1-0	-	3-1	3-0	-	1-0	1-0	1-0	4-1	-	-	-	-
Duke	4-15	0-2	-	2-10	1-3	1-0	1-1	-	1-3	2-6	-	0-4	-	0-1
Florida State	2-1	-	-	2-0	0-1	-	-	-	0-1	2-0	-	-	-	-
Georgia Tech	5-5	0-1	-	4-3	1-0	0-1	1-2	-	0-3	1-0	2-0	-	-	1-0
Louisville	2-0	-	1-0	1-0	-	-	-	2-0	-	-	-	-	-	-
Miami	2-1	1-1	-	-	1-0	-	-	-	-	0-1	-	-	-	2-0
North Carolina	4-14	-	-	2-5	0-5	2-4	-	1-1	2-3	0-6	1-1	0-2	-	0-1
Notre Dame	0-1	-	-	0-1	-	-	-	0-1	-	-	-	-	-	-
N.C. State	3-14	-	-	3-9	0-4	0-1	0-2	-	1-3	1-5	1-0	0-3	0-1	-
Pittsburgh	2-0	-	1-0	-	1-0	-	-	1-0	-	1-0	--	--	--	-
Virginia Tech	1-0	1-0	-	-	-	-	-	-	-	1-0	-	-	-	-
Wake Forest	6-6	-	-	5-5	1-1	-	-	-	2-0	4-4	-	0-2	-	-
Maryland	4-4	-	-	3-2	1-2	-	-	-	1-0	0-1	1-1	2-2	-	-
South Carolina	0-1	-	-	0-1	-	-	-	-	0-1	-	-	-	-	-
Syracuse	1-0	-	-	1-0	-	-	-	-	-	1-0	-	-	-	-
TOTALS	44-64	4-5	2-0	26-37	9-16	3-6	3-6	5-2	8-14	18-24	5-2	2-13	0-1	3-2

GAME 1 - NO. 18 VIRGINIA 73, NCCU 61



Official Basketball Box Score - Final
N.C. Central at Virginia
11/07/22 John Paul Jones Arena, Charlottesville
2022-23 Men's Basketball

Game Time: 9:00 PM
Game Duration: 1:58
Attendance: 13,328

Box score table for N.C. Central vs Virginia. Columns include NO. Name, Min, FG, 3P, FT, Rebounds, Fouls, TP, AS, TO, ST, Blocks, +/-.

Shooting By Period table for N.C. Central vs Virginia. Columns include 1st FG%, 3PT%, FT%, 2nd FG%, 3PT%, FT%, GM FG%, 3PT%, FT%, Dead Ball Rebounds.

Box score table for Virginia vs NCCU. Columns include NO. Name, Min, FG, 3P, FT, Rebounds, Fouls, TP, AS, TO, ST, Blocks, +/-.

Shooting By Period table for Virginia vs NCCU. Columns include 1st FG%, 3PT%, FT%, 2nd FG%, 3PT%, FT%, GM FG%, 3PT%, FT%, Dead Ball Rebounds.

Summary statistics table for Game 1. Includes Biggest lead, Best Scoring Run, Lead Changes, Times Tied, Time with Lead, Points from Turnovers, Paint, Second Chance, Fast Breaks, Bench, and Period by Period Scoring.

GAME 2 - NO. 18 VIRGINIA 89, MONMOUTH 42



Official Basketball Box Score - Final
Monmouth at Virginia
11/11/22 John Paul Jones Arena, Charlottesville
#18 Virginia vs Monmouth Men's Basketball

Game Time: 9:00 PM
Game Duration: 1:54
Attendance: 13,487

Officials: Ted Valentine, Jeffrey Clark, Justin Porterfield

Box score table for Monmouth vs Virginia. Columns include NO. Name, Min, FG, 3P, FT, Rebounds, Fouls, TP, AS, TO, ST, Blocks, +/-.

Shooting By Period table for Monmouth vs Virginia. Columns include 1st FG%, 3PT%, FT%, 2nd FG%, 3PT%, FT%, GM FG%, 3PT%, FT%, Dead Ball Rebounds.

Box score table for Virginia vs Monmouth. Columns include NO. Name, Min, FG, 3P, FT, Rebounds, Fouls, TP, AS, TO, ST, Blocks, +/-.

Shooting By Period table for Virginia vs Monmouth. Columns include 1st FG%, 3PT%, FT%, 2nd FG%, 3PT%, FT%, GM FG%, 3PT%, FT%, Dead Ball Rebounds.

Summary statistics table for Game 2. Includes Biggest lead, Best Scoring Run, Lead Changes, Times Tied, Time with Lead, Points from Turnovers, Paint, Second Chance, Fast Breaks, Bench, and Period by Period Scoring.

GAME 3 - NO. 16 VIRGINIA 86, NO. 5 BAYLOR 79



Official Basketball Box Score - Final
Virginia at Baylor
11/19/22 T-Mobile Arena, Las Vegas
2022-23 Men's Basketball

Game Time: 4:00 PM
Game Duration: 2:19

Officials: Ray Nall, Bert Smith, Greg Nixon

Box score table for Virginia vs Baylor. Columns include NO. Name, Min, FG, 3P, FT, Rebounds, Fouls, TP, AS, TO, ST, Blocks, +/-.

Shooting By Period table for Virginia vs Baylor. Columns include 1st FG%, 3PT%, FT%, 2nd FG%, 3PT%, FT%, GM FG%, 3PT%, FT%, Dead Ball Rebounds.

Box score table for Baylor vs Virginia. Columns include NO. Name, Min, FG, 3P, FT, Rebounds, Fouls, TP, AS, TO, ST, Blocks, +/-.

Shooting By Period table for Baylor vs Virginia. Columns include 1st FG%, 3PT%, FT%, 2nd FG%, 3PT%, FT%, GM FG%, 3PT%, FT%, Dead Ball Rebounds.

Summary statistics table for Game 3. Includes Biggest lead, Best Scoring Run, Lead Changes, Times Tied, Time with Lead, Points from Turnovers, Paint, Second Chance, Fast Breaks, Bench, and Period by Period Scoring.

GAME 4 - NO. 16 VIRGINIA 70, NO. 19 ILLINOIS 61



Official Basketball Box Score - Final
Illinois at Virginia
11/20/22 T-Mobile Arena, Las Vegas
2022-23 Men's Basketball

Game Time: 12:00 PM
Game Duration: 2:05

Officials: Bert Smith, Ray Nall, Greg Nixon

Box score table for Illinois vs Virginia. Columns include NO. Name, Min, FG, 3P, FT, Rebounds, Fouls, TP, AS, TO, ST, Blocks, +/-.

Shooting By Period table for Illinois vs Virginia. Columns include 1st FG%, 3PT%, FT%, 2nd FG%, 3PT%, FT%, GM FG%, 3PT%, FT%, Dead Ball Rebounds.

Box score table for Virginia vs Illinois. Columns include NO. Name, Min, FG, 3P, FT, Rebounds, Fouls, TP, AS, TO, ST, Blocks, +/-.

Shooting By Period table for Virginia vs Illinois. Columns include 1st FG%, 3PT%, FT%, 2nd FG%, 3PT%, FT%, GM FG%, 3PT%, FT%, Dead Ball Rebounds.

Summary statistics table for Game 4. Includes Biggest lead, Best Scoring Run, Lead Changes, Times Tied, Time with Lead, Points from Turnovers, Paint, Second Chance, Fast Breaks, Bench, and Period by Period Scoring.

GAME 5 - NO. 5 VIRGINIA 72, MARYLAND EASTERN SHORE 45



Official Basketball Box Score - Final
UMES at Virginia
11/25/22 John Paul Jones Arena, Charlottesville

Game Time: 6:00 PM
Game Duration: 1:42
Attendance: 13,882

No. 5 Virginia vs Maryland-Eastern Shore Men's Basketball
Officials: Brian O'Connell, Tommy Morrissey, Dwayne Gladden

Box score table for Game 5, Virginia vs UMES. Columns include NO., Name, Min, FG, 3P, FT, Rebounds, Fouls, TP, AS, TO, ST, Blocks, +/-.

Shooting By Period table for Game 5, showing FG%, 3PT%, FT%, and GM FG% for 1st and 2nd halves.

Box score table for Game 5, Virginia vs Virginia. Columns include NO., Name, Min, FG, 3P, FT, Rebounds, Fouls, TP, AS, TO, ST, Blocks, +/-.

Shooting By Period table for Game 5, Virginia vs Virginia, showing FG%, 3PT%, FT%, and GM FG% for 1st and 2nd halves.

Summary table for Game 5, Virginia vs Virginia, including Biggest lead, Best Scoring Run, Lead Changes, Times Tied, Time with Lead, Points from Turnovers, Paint, Second Chance, Fast Breaks, Bench, and Period by Period Scoring.

GAME 6 - NO. 3 VIRGINIA 70, MICHIGAN 68



Official Basketball Box Score - Final
Virginia at Michigan
11/29/22 Crisler Center, Ann Arbor

Game Time: 9:30 PM
Game Duration: 2:04
Attendance: 12,200

2022-23 Men's Basketball
Officials:

Box score table for Game 6, Virginia vs Michigan. Columns include NO., Name, Min, FG, 3P, FT, Rebounds, Fouls, TP, AS, TO, ST, Blocks, +/-.

Shooting By Period table for Game 6, showing FG%, 3PT%, FT%, and GM FG% for 1st and 2nd halves.

Box score table for Game 6, Michigan vs Michigan. Columns include NO., Name, Min, FG, 3P, FT, Rebounds, Fouls, TP, AS, TO, ST, Blocks, +/-.

Shooting By Period table for Game 6, Michigan vs Michigan, showing FG%, 3PT%, FT%, and GM FG% for 1st and 2nd halves.

Summary table for Game 6, Michigan vs Michigan, including Biggest lead, Best Scoring Run, Lead Changes, Times Tied, Time with Lead, Points from Turnovers, Paint, Second Chance, Fast Breaks, Bench, and Period by Period Scoring.

GAME 7 - NO. 3 VIRGINIA 62, FLORIDA STATE 57



Official Basketball Box Score - Final
Florida St. at Virginia
12/03/22 John Paul Jones Arena, Charlottesville

Game Time: 2:00 PM
Game Duration: 2:08
Attendance: 14,280

No. 3 Virginia vs Florida State Men's Basketball
Officials: Ron Groover, Doug Simons, Clarence Armstrong

Box score table for Game 7, Virginia vs Florida State. Columns include NO., Name, Min, FG, 3P, FT, Rebounds, Fouls, TP, AS, TO, ST, Blocks, +/-.

Shooting By Period table for Game 7, showing FG%, 3PT%, FT%, and GM FG% for 1st and 2nd halves.

Box score table for Game 7, Virginia vs Virginia. Columns include NO., Name, Min, FG, 3P, FT, Rebounds, Fouls, TP, AS, TO, ST, Blocks, +/-.

Shooting By Period table for Game 7, Virginia vs Virginia, showing FG%, 3PT%, FT%, and GM FG% for 1st and 2nd halves.

Summary table for Game 7, Virginia vs Virginia, including Biggest lead, Best Scoring Run, Lead Changes, Times Tied, Time with Lead, Points from Turnovers, Paint, Second Chance, Fast Breaks, Bench, and Period by Period Scoring.

GAME 8 - NO. 3 VIRGINIA 55, JMU 50



Official Basketball Box Score - Final
James Madison at Virginia
12/06/22 John Paul Jones Arena, Charlottesville

Game Time: 8:00 PM
Game Duration: 2:10
Attendance: 14,193

2022-23 Men's Basketball
Officials: Jamie Luckie, Job Hartness, Justin Porterfield

Box score table for Game 8, Virginia vs James Madison. Columns include NO., Name, Min, FG, 3P, FT, Rebounds, Fouls, TP, AS, TO, ST, Blocks, +/-.

Shooting By Period table for Game 8, showing FG%, 3PT%, FT%, and GM FG% for 1st and 2nd halves.

Box score table for Game 8, Virginia vs Virginia. Columns include NO., Name, Min, FG, 3P, FT, Rebounds, Fouls, TP, AS, TO, ST, Blocks, +/-.

Shooting By Period table for Game 8, Virginia vs Virginia, showing FG%, 3PT%, FT%, and GM FG% for 1st and 2nd halves.

Summary table for Game 8, Virginia vs Virginia, including Biggest lead, Best Scoring Run, Lead Changes, Times Tied, Time with Lead, Points from Turnovers, Paint, Second Chance, Fast Breaks, Bench, and Period by Period Scoring.

GAME 9 - NO. 5 HOUSTON 69, NO. 2 VIRGINIA 61

Official Basketball Box Score - Final
Houston at Virginia
 12/17/22 John Paul Jones Arena, Charlottesville
 No. 2 Virginia vs No. 5 Houston Men's Basketball
 Game Time: 2:00 PM
 Game Duration: 1:56
 Attendance: 14,629
 Officials: Ron Groover, Pat Driscoll, Brent Hampton

Houston - 69		Record: 11-1									
NO. Name	Min	FG M-A	3P M-A	FT M-A	Rebounds OR DR TOT	Fouls PF FD	TP	AS	TO	ST	Blocks BS BA +/-
13 J'Wan Roberts	F 21:51	5-7	0-0	0-0	1 5 6	3 0	10	1	1	0	0 0 -6
25 Jarace Walker	F 38:13	6-11	2-3	3-3	2 5 7	3 2	17	4	1	1	1 10
0 Marcus Sasser	G 38:53	4-14	3-10	2-3	0 0 0	1 4	13	3	0	3	0 1 5
1 Jamal Sheard	G 34:47	5-9	1-4	0-0	1 3 3	2 2	11	4	2	0	0 0 6
12 Tramon Mark	G 36:54	3-6	2-2	5-6	1 5 6	0 4	13	3	1	0	0 1 7
5 Ja'Vier Francis	G 03:38	1-1	0-0	1-1	0 0 0	1 1	3	0	0	0	0 0 1
21 Emanuel Sharp	G 09:26	0-2	0-2	0-0	0 1 1	1 0	0	1	0	0	0 0 6
32 Reggie Chaney	G 16:18	1-1	0-0	0-0	3 2 5	5 0	2	2	1	0	2 0 11
Team					2 2 4		0	1			
Totals		25-51	8-21	11-13	7 23 30	17 13	69	17	8	4	3 3 8

Shooting By Period	
1st FG%	13-27 48.1%
3PT%	3-11 27.3%
FT%	1-1 100%
2nd FG%	12-24 50.0%
3PT%	5-10 50.0%
FT%	10-12 83.3%
GM FG%	25-51 49.0%
3PT%	8-21 38.1%
FT%	11-13 84.6%

Dead Ball Rebounds: 1 0

Virginia - 61
 Record: 8-1

NO. Name	Min	FG M-A	3P M-A	FT M-A	Rebounds OR DR TOT	Fouls PF FD	TP	AS	TO	ST	Blocks BS BA +/-
1 Jayden Gardner	F 33:17	4-8	0-0	5-6	2 4 6	0 3	13	0	0	0	1 0 -11
21 Kadin Shedrick	F 28:49	7-8	0-0	2-2	1 4 5	3 2	16	1	1	0	1 0 4
0 Kihel Clark	G 33:18	2-8	1-5	4-4	0 2 2	4 2	9	8	2	1	0 1 -2
2 Reece Beekman	G 35:35	1-5	1-3	1-2	1 2 3	4 3	4	5	3	1	1 1 -4
4 Armaan Franklin	G 24:10	3-6	2-3	2-2	0 6 6	1 5	10	0	1	0	0 0 -9
5 Ben Vander Plas	G 24:10	3-6	0-0	0-0	0 0 0	1 1	0	1	1	0	0 0 -9
11 Isaac McKneely	G 24:46	3-6	2-5	1-1	0 2 2	1 1	9	0	0	0	0 0 -2
13 Ryan Dunn	G 03:08	0-0	0-0	0-0	1 1 0	0 0	0	0	0	0	0 0 -7
Team					1 2 3		0	2			
Totals		20-48	6-22	15-17	6 20 26	13 17	61	15	10	2	3 3 -8

Shooting By Period	
1st FG%	9-22 40.9%
3PT%	4-13 30.8%
FT%	4-4 100%
2nd FG%	11-26 42.3%
3PT%	2-9 22.2%
FT%	11-13 84.6%
GM FG%	20-48 41.7%
3PT%	6-22 27.3%
FT%	15-17 88.2%

Dead Ball Rebounds: 1 0

Technical Fouls: NONE

Points from Turnovers	HOU	UVA
	9	12
Paint	26	26
Second Chance	6	9
Fast Breaks	5	2
Bench	5	9

Period by Period Scoring			
1st	2nd	TOT	
HOU	30	39	69
UVA	26	35	61

GAME 10 - NO. 22 MIAMI 66, NO. 6 VIRGINIA 64

Official Basketball Box Score - Final
Virginia at Miami (FL)
 12/20/22 Watson Center, Coral Gables
 2022-23 Men's Basketball
 Game Time: 8:30 PM
 Game Duration: 2:11
 Attendance: 5,277
 Officials: Ted Valentine, Bill Covington Jr., Tony Henderson

Virginia - 64		Record: 8-2 (1-1)									
NO. Name	Min	FG M-A	3P M-A	FT M-A	Rebounds OR DR TOT	Fouls PF FD	TP	AS	TO	ST	Blocks BS BA +/-
1 Jayden Gardner	F 20:26	4-6	0-0	0-0	0 2 2	2 2	8	0	0	2	0 0 -19
21 Kadin Shedrick	F 10:43	1-2	0-0	0-0	0 1 1	2 0	2	0	1	0	1 0 -1
0 Kihel Clark	G 30:00	2-10	1-3	8-9	2 2 4	2 5	13	3	0	3	0 1 -6
2 Reece Beekman	G 34:31	5-9	0-1	0-1	2 7 9	3 2	10	9	4	0	0 2 4
4 Armaan Franklin	G 13:04	0-7	0-3	0-0	0 2 2	0 0	0	0	0	0	1 2 -24
5 Ben Vander Plas	G 27:18	7-13	4-9	2-3	2 2 4	3 4	20	2	1	0	0 1 11
11 Isaac McKneely	G 30:43	3-9	1-7	2-2	0 5 5	1 1	5	3	2	1	0 1 21
10 Taine Murray	G 07:54	1-1	0-0	0-0	0 1 1	1 1	2	0	1	0	0 0 -3
22 Francisco Caffaro	G 13:04	1-1	0-0	2-2	1 1 2	1 1	4	0	1	0	0 0 -6
13 Ryan Dunn	G 16:28	0-2	0-0	0-0	1 1 2	1 1	0	0	0	0	0 0 13
Team					3 2 5		0	0			
Totals		22-60	6-23	14-19	11 26 37	17 17	64	17	10	6	3 7 -2

Shooting By Period	
1st FG%	10-29 34.5%
3PT%	2-9 22.2%
FT%	4-4 100%
2nd FG%	12-31 38.7%
3PT%	4-14 28.6%
FT%	10-15 66.7%
GM FG%	22-60 36.7%
3PT%	6-23 26.1%
FT%	14-19 73.7%

Dead Ball Rebounds: 3 0

Miami (FL) - 66
 Record: 12-1 (3-0)

NO. Name	Min	FG M-A	3P M-A	FT M-A	Rebounds OR DR TOT	Fouls PF FD	TP	AS	TO	ST	Blocks BS BA +/-
15 Norchad Omier	F 26:30	3-8	0-1	4-4	5 3 8	5 3	10	0	4	2	4 0 8
2 Isaiah Wong	G 36:57	7-13	2-3	8-9	1 5 6	3 6	24	5	3	0	2 5 8
11 Jordan Miller	G 30:24	3-9	1-4	4-4	1 4 5	2 1	11	2	2	0	1 1 4
24 Nijel Pack	G 36:10	4-10	1-4	1-2	0 3 3	0 2	10	1	2	0	0 0 -4
55 Wooga Poplar	G 18:02	1-5	1-4	0-0	0 6 6	2 1	3	0	0	3	0 0 -2
4 Bensley Joseph	G 27:42	3-3	2-2	0-1	0 3 3	2 3	8	1	0	0	1 0 -7
1 Anthony Walker	G 06:18	0-2	0-1	0-0	0 0 0	0 0	0	0	0	0	0 0 -2
5 Harford Vealey	G 03:52	0-2	0-0	0-0	0 0 0	0 0	0	0	1	0	0 0 8
0 AJ Casey	G 13:18	0-1	0-1	0-2	0 2 2	1 1	0	0	0	0	0 0 0
12 Favour Aire	G 00:47	0-0	0-0	0-0	0 0 0	1 0	0	0	0	0	0 0 0
Team					2 2 4		0	0			
Totals		21-53	7-22	17-22	9 28 37	17 17	66	11	11	5	7 3 2

Shooting By Period	
1st FG%	13-29 44.8%
3PT%	5-12 41.7%
FT%	5-5 100%
2nd FG%	8-24 33.3%
3PT%	2-10 20.0%
FT%	12-17 70.6%
GM FG%	21-53 39.6%
3PT%	7-22 31.8%
FT%	17-22 77.3%

Dead Ball Rebounds: 2 1

Technical Fouls: NONE

Points from Turnovers	UVA	MIA
	11	3
Paint	28	18
Second Chance	11	12
Fast Breaks	0	9
Bench	31	8

Period by Period Scoring			
1st	2nd	TOT	
UVA	26	38	64
MIA	36	30	66

GAME 11 - NO. 13 VIRGINIA 66, UALBANY 46

Official Basketball Box Score - Final
UAlbany at Virginia
 12/28/22 John Paul Jones Arena, Charlottesville
 No. 13 Virginia vs UAlbany Men's Basketball
 Game Time: 6:00 PM
 Game Duration: 1:53
 Attendance: 14,289
 Officials: Lee Cassel, Paul Szec, Jenna Reuse

UAlbany - 46		Record: 5-10									
NO. Name	Min	FG M-A	3P M-A	FT M-A	Rebounds OR DR TOT	Fouls PF FD	TP	AS	TO	ST	Blocks BS BA +/-
1 Gerald Drumgoole Jr.	F 31:19	2-12	1-7	2-2	0 4 4	2 3	7	0	1	0	0 0 -21
3 Trey Hutcheson	F 27:20	3-7	1-5	0-0	1 4 5	2 0	7	0	0	1	2 0 -23
15 Jonathan Beagle	F 34:16	4-6	0-2	1-3	1 4 5	3 2	9	4	3	0	0 0 -17
13 Sarju Patel	G 24:08	1-3	0-2	1-2	0 2 2	0 1	3	0	0	0	1 0 -23
44 Marcus Jackson	G 14:01	0-3	0-0	0-0	1 0 1	4 0	0	1	0	0	0 1 -2
4 Malik Edmead	G 23:30	2-7	1-1	4-4	0 1 1	3 2	9	3	2	1	0 1 -15
11 Tairi Kethner	G 08:12	0-2	0-0	0-0	1 1 1	1 0	0	2	0	0	1 -3
2 Da'Quan Davis	G 28:44	4-11	3-9	0-0	0 6 6	1 1	11	1	1	0	0 0 -2
10 Aaron Reddish	G 09:01	0-1	0-0	0-0	0 0 0	0 0	0	0	0	0	0 0 -1
14 Japannah Kellogg	G 01:29	0-0	0-0	0-0	1 0 1	0 0	0	0	0	0	0 0 3
Team					2 2 4		0	2			
Totals		16-52	6-27	8-11	6 24 30	16 9 46	9	10	3	3	7 -20

Shooting By Period	
1st FG%	9-23 39.1%
3PT%	3-12 25.0%
FT%	4-4 100%
2nd FG%	7-29 24.1%
3PT%	3-15 20.0%
FT%	5-7 71.4%
GM FG%	16-52 30.8%
3PT%	6-27 22.2%
FT%	8-11 72.7%

Dead Ball Rebounds: 3 0

Virginia - 66
 Record: 9-2

NO. Name	Min	FG M-A	3P M-A	FT M-A	Rebounds OR DR TOT	Fouls PF FD	TP	AS	TO	ST	Blocks BS BA +/-
1 Jayden Gardner	F 27:15	7-11	0-0	2-3	3 4 7	0 2	16	0	0	0	2 1 19
5 Ben Vander Plas	F 15:06	1-4	0-2	1 1 2	3 1 3	1 3	1	0	0	1	0 5
0 Kihel Clark	G 26:41	3-4	1-1	1-2	0 4 4	1 2	8	10	2	2	0 1 25
4 Armaan Franklin	G 31:08	7-13	3-6	3-3	1 3 2	0 3	20	0	1	0	2 0 36
11 Isaac McKneely	G 27:56	2-7	0-3	1-1	0 1 3	2 1	5	2	1	1	0 1 9
21 Kadin Shedrick	G 22:00	3-6	0-0	2-2	1 5 6	1 3	8	1	0	1	0 1 18
10 Taine Murray	G 13:15	0-2	0-2	0-0	0 3 3	0 1	2	0	0	0	0 0 -6
13 Ryan Dunn	G 18:02	1-2	0-1	0-0	0 3 3	1 0	2	0	2	0	1 0 -6
22 Francisco Caffaro	G 13:27	1-1	0-0	0-0	2 2 2	1 3	2	0	1	0	0 0 5
12 Chase Coleman	G 05:10	0-2	0-1	0-0	0 0 0	0 0	0	1	0	0	0 0 -6
Team					2 4 6		0	1			
Totals		25-52	5-18	11-20	8 30 38	9 16	66	15	8	4	7 3 20

Shooting By Period	
1st FG%	13-29 44.8%
3PT%	1-7 14.3%
FT%	6-9 66.7%
2nd FG%	12-23 52.2%
3PT%	4-11 36.4%
FT%	5-11 45.5%
GM FG%	25-52 48.1%
3PT%	5-18 27.8%
FT%	11-20 55.0%

Dead Ball Rebounds: 4 0

Technical Fouls: NONE

Points from Turnovers	ALB	UVA
-----------------------	-----	-----

GAME 13 - PITTSBURGH 68, NO. 11 VIRGINIA 65



Official Basketball Box Score - Final
Virginia at Pittsburgh
 01/03/23 Petersen Events Center, Pittsburgh
 2022-23 Men's Basketball

Game Time: 9:00 PM
 Game Duration: 2:00
 Attendance: 4,464

Officials: Ted Valentine, Pat Driscoll, Matt Potter

NO. Name	Min	FG M-A	3P M-A	FT M-A	Rebounds		Fouls		TP	AS	TO	ST	Blocks		+/-	
					OR	DR	DR	TOT					PF	FD		BS
1 Jayden Gardner	F 23:22	2-7	0-0	0-0	1	2	3	2	1	4	1	0	2	0	0	-4
21 Kadin Shedrick	F 26:36	4-5	0-0	2-2	2	4	4	3	3	10	2	0	1	1	5	4
0 Kihel Clark	G 34:38	7-12	2-5	1-1	0	4	4	4	1	17	8	5	0	0	0	-13
2 Reece Beekman	G 35:32	4-9	3-5	1-1	0	6	6	2	12	3	1	0	0	1	-6	
4 Armaan Franklin	G 30:08	6-12	2-3	0-0	1	3	4	1	0	14	3	0	2	0	1	3
5 Ben Vander Plas	21:57	1-4	0-3	0-0	1	0	1	2	1	2	0	0	2	0	0	-11
11 Isaac McKneely	22:52	2-5	2-5	0-0	0	0	1	2	1	6	0	0	1	0	0	-8
13 Ryan Dunn	04:55	0-1	0-0	0-0	1	1	2	0	0	1	0	0	0	0	2	2
Team					0	4	4		0	1						
Totals		26-55	9-21	4-4	6	22	28	18	9	65	17	11	7	1	3	-3

Shooting By Period	
1st FG%	13-27 48.1%
3PT%	5-14 35.7%
FT%	2-2 100%
2nd FG%	13-28 46.4%
3PT%	4-7 57.1%
FT%	2-2 100%
GM FG%	26-55 47.3%
3PT%	9-21 42.9%
FT%	4-4 100.0%

Dead Ball Rebounds: 0, 1

Technical Fouls: NONE

NO. Name	Min	FG M-A	3P M-A	FT M-A	Rebounds		Fouls		TP	AS	TO	ST	Blocks		+/-	
					OR	DR	DR	TOT					PF	FD		BS
2 Blake Hinson	F 36:57	6-13	3-7	1-2	0	3	3	1	5	16	1	2	0	1	1	5
33 Federico Federiko	C 33:24	4-6	0-0	0-0	6	5	11	2	2	8	2	1	1	0	0	5
0 Nely Cummings	G 33:53	2-4	0-2	2-2	0	1	1	1	2	6	8	0	2	0	0	5
3 Greg Elliott	G 19:39	1-7	1-7	2-2	0	3	3	2	1	5	2	1	1	0	0	-3
11 Jamarian Burton	G 38:03	5-14	0-0	5-5	0	4	4	2	5	15	2	0	1	0	8	8
22 Nike Sibande	26:40	5-8	3-4	3-4	1	5	6	1	2	16	1	2	0	1	0	7
31 Jorge Diaz Graham	04:10	0-1	0-0	0-0	1	1	1	0	0	0	0	1	0	0	0	-8
5 Nate Santos	01:57	0-0	0-0	0-0	0	0	0	0	0	0	0	0	0	0	0	-5
25 Guillermo Diaz Graham	05:17	0-1	0-1	2-2	0	0	0	1	2	0	0	1	0	0	0	0
Team					2	1	3		0	0						
Totals		23-54	7-22	15-17	9	23	32	9	18	68	16	8	5	3	1	3

Shooting By Period	
1st FG%	8-25 32.0%
3PT%	3-11 27.3%
FT%	4-5 80%
2nd FG%	15-29 51.7%
3PT%	11-12 91.7%
FT%	11-12 91.7%
GM FG%	23-54 42.6%
3PT%	7-22 31.8%
FT%	15-17 88.2%

Dead Ball Rebounds: 1, 0

Technical Fouls: NONE

Biggest lead	UVA		Points from Turnovers	UVA	PITT	Period by Period Scoring			
	13 (1st 4:39)	6 (2nd 0:03)				1st	2nd	TOT	
Best Scoring Run	8 (1st 6:08)		24	24	24	UVA	33	32	65
Lead Changes	5		11	11		PITT	23	45	68
Times Tied	6								
Time with Lead	27:57	07:19	8	18					

GAME 14 - NO. 11 VIRGINIA 73, SYRACUSE 66



Official Basketball Box Score - Final
Syracuse at Virginia
 01/07/23 John Paul Jones Arena, Charlottesville
 2022-23 Men's Basketball

Game Time: 5:00 PM
 Game Duration: 2:04
 Attendance: 14,217

Officials: Jamie Lucke, Clarence Armstrong, Jeff Poff

NO. Name	Min	FG M-A	3P M-A	FT M-A	Rebounds		Fouls		TP	AS	TO	ST	Blocks		+/-	
					OR	DR	DR	TOT					PF	FD		BS
0 Chris Bell	F 15:53	3-3	2-2	0-0	0	0	0	0	0	8	0	0	0	0	0	-6
2 John Bol Ajak	F 03:35	0-0	0-0	0-0	0	0	0	1	0	0	0	0	1	0	0	-8
14 Jesse Edwards	C 26:06	2-5	0-0	0-0	3	7	10	1	2	4	3	4	2	1	0	-13
3 Judah Mintz	G 35:22	7-14	1-1	3-4	0	4	4	3	9	18	3	4	1	0	-8	
11 Joseph Girard III	G 27:41	6-17	5-9	2-2	0	3	3	1	1	19	2	1	2	0	-8	
11 Malik Brown	36:26	3-6	0-0	4-6	3	5	8	4	3	10	0	3	2	1	2	1
5 Justin Taylor	23:27	3-7	0-2	1-2	1	1	2	1	1	7	2	1	2	1	0	-2
10 Symir Torrence	12:28	0-0	0-0	0-0	1	1	1	1	4	5	0	0	0	0	8	
24 Quadir Copeland	01:07	0-0	0-0	0-0	0	0	0	0	0	0	0	0	1	0	0	-5
55 Mounir Hima	13:54	0-2	0-0	0-1	1	5	6	3	1	0	0	1	0	4	0	6
Team					1	2	3		0	0						
Totals		24-54	8-14	10-15	9	28	37	20	17	66	15	16	9	7	6	-7

Shooting By Period	
1st FG%	10-26 38.5%
3PT%	2-5 40.0%
FT%	4-4 100%
2nd FG%	14-28 50.0%
3PT%	6-9 66.7%
FT%	6-11 54.5%
GM FG%	24-54 44.4%
3PT%	8-14 57.1%
FT%	10-15 66.7%

Dead Ball Rebounds: 3, 0

Technical Fouls: NONE

NO. Name	Min	FG M-A	3P M-A	FT M-A	Rebounds		Fouls		TP	AS	TO	ST	Blocks		+/-	
					OR	DR	DR	TOT					PF	FD		BS
1 Jayden Gardner	F 26:54	4-11	0-0	2-3	1	2	3	2	4	10	0	0	0	3	8	
21 Kadin Shedrick	F 23:29	4-6	0-0	3-4	3	4	7	4	3	11	0	1	3	4	1	4
0 Kihel Clark	G 32:24	2-5	0-1	1-2	1	1	2	3	5	11	3	1	2	0	0	5
2 Reece Beekman	G 31:18	3-5	2-3	5-6	0	1	1	3	3	13	7	1	2	0	0	11
4 Armaan Franklin	G 33:54	4-11	4-9	4-7	2	4	6	1	5	16	3	1	2	1	2	7
5 Ben Vander Plas	24:45	2-7	2-6	0-0	0	4	4	1	0	6	1	2	1	1	0	-1
11 Isaac McKneely	22:24	4-7	4-7	0-0	0	3	2	0	12	0	1	1	0	0	0	-2
22 Francisco Caffaro	04:52	0-1	0-0	0-0	0	2	2	1	0	0	0	1	0	0	1	3
Team					0	2	2		0	0						
Totals		23-53	12-26	15-22	7	23	30	17	20	73	22	10	11	6	7	7

Shooting By Period	
1st FG%	12-25 48.0%
3PT%	7-13 53.9%
FT%	4-6 66.7%
2nd FG%	11-28 39.3%
3PT%	5-13 38.5%
FT%	11-16 68.8%
GM FG%	23-53 43.4%
3PT%	12-26 46.2%
FT%	15-22 68.2%

Dead Ball Rebounds: 2, 0

Technical Fouls: NONE

Biggest lead	SYR		Points from Turnovers	UVA	PITT	Period by Period Scoring			
	0 (1st 20:00)	23 (2nd 15:24)				1st	2nd	TOT	
Best Scoring Run	13 (2nd 4:50)		12	16	03	SYR	26	40	66
Lead Changes	0		5	6		UVA	35	38	73
Times Tied	0								
Time with Lead	00:00	39:26							

GAME 15 - NO. 13 VIRGINIA 65, NORTH CAROLINA 58



Official Basketball Box Score - Final
North Carolina at Virginia
 01/14/23 John Paul Jones Arena, Charlottesville
 2022-23 Men's Basketball

Game Time: 9:00 PM
 Game Duration: 2:01
 Attendance: 14,689

Officials: Ron Groover, Lee Cassell, Doug Shous

NO. Name	Min	FG M-A	3P M-A	FT M-A	Rebounds		Fouls		TP	AS	TO	ST	Blocks		+/-	
					OR	DR	DR	TOT					PF	FD		BS
5 Armando Bacot	F 01:19	0-0	0-0	0-0	1	0	1	0	0	0	0	0	0	0	0	0
0 Seth Trimble	G 16:08	0-2	0-0	2-2	1	0	1	3	1	2	1	0	0	0	2	-1
1 Leaky Black	G 30:26	3-8	1-5	0-0	0	6	6	3	0	7	0	1	3	1	0	-13
2 Caleb Love	G 36:18	4-13	3-9	2-2	1	3	4	2	5	13	5	4	0	0	2	0
4 RJ Davis	G 34:53	6-12	3-5	1-2	1	2	3	3	1	16	1	4	1	0	2	-7
22 Justin McCoy	14:37	1-3	0-0	0-0	1	5	6	1	0	2	1	1	0	0	1	-13
11 D'Marco Dunn	21:30	2-4	1-3	0-0	0	0	0	3	0	5	0	1	1	0	0	-6
13 Jalen Washington	24:36	5-11	0-2	3-6	1	5	6	1	4	13	0	1	0	1	3	6
14 Puff Johnson	18:05	0-0	0-0	0-0	3	3	3	1	0	1	0	0	0	0	0	6
24 Tyler Nickel	04:08	0-0	0-0	0-0	0	0	0	0	0	1	0	0	0	0	0	-4
Team					2	4	6		0	1						
Totals		21-53	8-24													

GAME 17 - NO. 10 VIRGINIA 78, VIRGINIA TECH 68



Official Basketball Box Score - Final
Virginia Tech at Virginia
01/18/23 John Paul Jones Arena, Charlottesville
No. 10 Virginia vs Virginia Tech Men's Basketball

Game Time: 7:00 PM
Game Duration: 1:45
Attendance: 14,629

Officials: Bert Smith, Brian O'Connell, John Gaffney

Virginia Tech - 68
Record: 11-7 (1-6)
Table with columns: NO. Name, Min, FG, 3P, FT, Rebounds, Fouls, TP, AS, TO, ST, Blocks, +/-

Shooting By Period
1st FG% 12-23 52.2%
3PT% 5-9 55.6%
FT% 2-2 100%
2nd FG% 15-32 46.9%
3PT% 7-18 38.9%
FT% 0-0 0%
GM FG% 27-55 49.1%
3PT% 12-27 44.4%
FT% 2-2 100.0%

Technical Fouls: NONE

Virginia - 78
Record: 14-3 (6-2)
Table with columns: NO. Name, Min, FG, 3P, FT, Rebounds, Fouls, TP, AS, TO, ST, Blocks, +/-

Shooting By Period
1st FG% 17-31 54.8%
3PT% 3-11 27.3%
FT% 3-3 100%
2nd FG% 12-26 46.2%
3PT% 5-12 41.7%
FT% 9-10 90%
GM FG% 29-57 50.9%
3PT% 8-23 34.8%
FT% 12-13 92.3%

Technical Fouls: NONE

Summary statistics table including: Biggest lead, Best Scoring Run, Lead Changes, Times Tied, Time with Lead, Points from Turnovers, Paint, Second Chance, Fast Breaks, Bench, UVA, WAKE, Period by Period Scoring.

GAME 18 - NO. 10 VIRGINIA 76, WAKE FOREST 67



Official Basketball Box Score - Final
Virginia at Wake Forest
01/21/23 LIVM Coliseum, Winston-Salem
2022-23 Men's Basketball

Attendance: 12,443

Officials: Bill Covington Jr., Clarence Armstrong, Jeffrey Anderson

Virginia - 76
Record: 15-3 (7-2)
Table with columns: NO. Name, Min, FG, 3P, FT, Rebounds, Fouls, TP, AS, TO, ST, Blocks, +/-

Shooting By Period
1st FG% 16-34 47.1%
3PT% 9-20 45.0%
FT% 1-2 50%
2nd FG% 8-26 30.8%
3PT% 6-14 42.9%
FT% 2-2 100%
GM FG% 24-60 40.0%
3PT% 15-34 44.1%
FT% 13-17 76.5%

Technical Fouls: NONE

Wake Forest - 67
Record: 14-6 (6-3)
Table with columns: NO. Name, Min, FG, 3P, FT, Rebounds, Fouls, TP, AS, TO, ST, Blocks, +/-

Shooting By Period
1st FG% 10-23 43.5%
3PT% 5-12 41.7%
FT% 7-10 70%
2nd FG% 10-28 35.7%
3PT% 4-15 26.7%
FT% 11-12 91.7%
GM FG% 20-51 39.2%
3PT% 9-27 33.3%
FT% 18-22 81.8%

Technical Fouls: NONE

Summary statistics table including: Biggest lead, Best Scoring Run, Lead Changes, Times Tied, Time with Lead, Points from Turnovers, Paint, Second Chance, Fast Breaks, Bench, UVA, WAKE, Period by Period Scoring.

GAME 19 - NO. 7 VIRGINIA 76, BOSTON COLLEGE 57



Official Basketball Box Score - Final
Boston College at Virginia
01/28/23 John Paul Jones Arena, Charlottesville
No. 7 Virginia vs Boston College Men's Basketball

Game Time: 12:00 PM
Game Duration: 1:45
Attendance: 14,629

Officials: Bert Smith, John Gaffney, Mark Schurz

Boston College - 57
Record: 10-12 (4-7)
Table with columns: NO. Name, Min, FG, 3P, FT, Rebounds, Fouls, TP, AS, TO, ST, Blocks, +/-

Shooting By Period
1st FG% 10-25 40.0%
3PT% 3-8 37.5%
FT% 4-4 100%
2nd FG% 10-24 41.7%
3PT% 1-6 16.7%
FT% 9-10 90%
GM FG% 20-49 40.8%
3PT% 4-14 28.6%
FT% 13-14 92.9%

Technical Fouls: NONE

Virginia - 76
Record: 16-3 (8-2)
Table with columns: NO. Name, Min, FG, 3P, FT, Rebounds, Fouls, TP, AS, TO, ST, Blocks, +/-

Shooting By Period
1st FG% 14-30 46.7%
3PT% 2-11 18.2%
FT% 5-5 100%
2nd FG% 16-29 55.2%
3PT% 4-10 40.0%
FT% 5-5 100%
GM FG% 30-59 50.8%
3PT% 6-21 28.6%
FT% 10-10 100%

Technical Fouls: NONE

Summary statistics table including: Biggest lead, Best Scoring Run, Lead Changes, Times Tied, Time with Lead, Points from Turnovers, Paint, Second Chance, Fast Breaks, Bench, BCE, UVA, Period by Period Scoring.

GAME 20 - NO. 6 VIRGINIA 67, SYRACUSE 62



Official Basketball Box Score - Final
Virginia at Syracuse
01/30/23 JMA Wireless Dome, Syracuse
2022-23 Men's Basketball

Game Time: 7:00 PM
Game Duration: 1:58
Attendance: 19,272

Officials: Doug Show, Doug Simons, Kipp Kasinger

Virginia - 67
Record: 17-3 (8-2)
Table with columns: NO. Name, Min, FG, 3P, FT, Rebounds, Fouls, TP, AS, TO, ST, Blocks, +/-

Shooting By Period
1st FG% 13-21 61.9%
3PT% 6-10 60.0%
FT% 4-4 100%
2nd FG% 10-29 34.5%
3PT% 3-11 27.3%
FT% 8-11 72.7%
GM FG% 23-50 46.0%
3PT% 9-21 42.9%
FT% 12-15 80.0%

Technical Fouls: NONE

Syracuse - 62
Record: 13-10 (6-6)
Table with columns: NO. Name, Min, FG, 3P, FT, Rebounds, Fouls, TP, AS, TO, ST, Blocks, +/-

Shooting By Period
1st FG% 16-25 64.0%
3PT% 2-6 33.3%
FT% 1-1 100%
2nd FG% 8-23 34.8%
3PT% 1-9 11.1%
FT% 10-17 58.8%
GM FG% 24-48 50.0%
3PT% 3-15 20.0%
FT% 11-18 61.1%

Technical Fouls: NONE

Summary statistics table including: Biggest lead, Best Scoring Run, Lead Changes, Times Tied, Time with Lead, Points from Turnovers, Paint, Second Chance, Fast Breaks, Bench, UVA, SYR, Period by Period Scoring.

GAME 21 - VIRGINIA TECH 74, NO. 6 VIRGINIA 68

		Official Basketball Box Score - Final Virginia at Virginia Tech 02/04/23 Cassell Coliseum, Blacksburg, Va. 2022-23 Men's Basketball										Game Time: 12:00 PM Game Duration: 1:57 Attendance: 8,925				
Virginia - 68 Record: 17-4 (9-3)													Officials: Ted Valentine, Lamar Simpson, Justin Porterfield			
NO. Name	Min	FG M-A	3P M-A	FT M-A	Rebounds OR DR TOT	Fouls PF FD	TP	AS	TO	ST	Blocks BS BA	+/-	Shooting By Period			
1 Jayden Gardner	F 30:36	8-18	0-0	4-7	6 4 10	4 4	20	1	3	2	1 2	-1	1st FG%	11-28	39.3%	
5 Ben Vander Plas	F 28:38	0-4	0-3	0-0	0 5 5	1 0	0	2	0	1	0 0	0	3PT%	3-10	30.0%	
0 Kihel Clark	G 35:29	6-13	3-7	2-2	1 4 5	3 1	17	4	2	0	0 1	-4	FT%	5-7	71.4%	
2 Reece Beekman	G 36:53	5-11	0-2	5-6	2 2 4	2 4	15	5	1	0	1 0	-4	2nd FG%	14-33	42.4%	
4 Armaan Franklin	G 30:38	2-9	1-4	1-3	0 2 2	2 3	6	2	0	2	0 0	-12	3PT%	3-8	37.5%	
11 Isaac McKneely	G 22:22	3-4	2-2	0-0	0 4 4	1 0	8	0	1	0	0 0	-5	FT%	7-11	63.6%	
13 Ryan Dunn	10:05	1-1	0-0	0-0	0 2 2	0 0	2	0	0	1	2 0	-1	GM FG%	25-61	41.0%	
22 Francisco Caffaro	05:19	0-1	0-0	0-0	0 1 1	1 0	0	0	0	0	0 0	-3	FT%	6-18	33.3%	
Team Totals 25-61 6-18 12-18 10 24 34 14 12 68 14 7 6 4 3 -6													Shooting By Period 1st FG% 11-28 39.3% 3PT% 3-10 30.0% FT% 5-7 71.4% 2nd FG% 14-33 42.4% 3PT% 3-8 37.5% FT% 7-11 63.6% GM FG% 25-61 41.0% 3PT% 6-18 33.3% FT% 12-18 66.7% Dead Ball Rebounds: 4, 0			
Technical Fouls: NONE													Dead Ball Rebounds: 4, 0			

		Official Basketball Box Score - Final Virginia Tech - 74 02/04/23 Cassell Coliseum, Blacksburg, Va. 2022-23 Men's Basketball										Game Time: 12:00 PM Game Duration: 1:57 Attendance: 8,925				
Virginia Tech - 74 Record: 14-9 (6-8)													Officials: Roger Ayers, Jamie Luckie, Jeffrey Clark			
NO. Name	Min	FG M-A	3P M-A	FT M-A	Rebounds OR DR TOT	Fouls PF FD	TP	AS	TO	ST	Blocks BS BA	+/-	Shooting By Period			
21 Grant Bastie	F 28:54	6-10	2-3	0-0	0 4 4	2 1	14	4	1	0	3 1	-5	1st FG%	13-28	46.4%	
25 Justyn Mutts	F 39:28	7-11	0-1	3-3	2 2 4	2 3	17	8	2	2	0 0	8	3PT%	3-11	27.3%	
0 Hunter Cattoor	G 34:00	3-10	3-7	1-3	0 4 4	2 3	10	2	1	0	0 2	8	FT%	9-14	75%	
2 MJ Collins	G 34:51	2-5	0-1	1-2	1 4 5	2 1	5	0	1	0	0 0	-1	2nd FG%	14-25	56.0%	
3 Sean Pedulla	G 34:22	6-13	2-6	8-9	0 5 5	4 6	22	2	1	1	0 0	0	3PT%	4-7	57.1%	
11 John Camden	16:47	0-1	0-0	0-0	0 1 1	0 0	0	1	0	0	0 0	1	FT%	10-13	76.9%	
15 Lynn Kidd	10:26	3-3	0-0	0-0	0 5 5	0 0	6	2	1	1	0 0	8	GM FG%	27-53	50.9%	
34 Mylajae Potat	02:12	0-0	0-0	0-0	0 1 1	0 0	0	0	0	0	0 0	1	3PT%	7-18	38.9%	
Team Totals 27-53 7-18 13-17 3 28 31 12 14 74 19 8 4 3 4 6													Shooting By Period 1st FG% 13-28 46.4% 3PT% 3-11 27.3% FT% 9-14 75% 2nd FG% 14-25 56.0% 3PT% 4-7 57.1% FT% 10-13 76.9% GM FG% 27-53 50.9% 3PT% 7-18 38.9% FT% 13-17 76.5% Dead Ball Rebounds: 3, 0			
Technical Fouls: NONE													Dead Ball Rebounds: 3, 0			

		Official Basketball Box Score - Final N.C. Central at Virginia 02/04/23 John Paul Jones Arena, Charlottesville 2022-23 Men's Basketball										Game Time: 12:00 PM Game Duration: 1:57 Attendance: 13,208				
N.C. Central - 61 Record: 0-1													Officials: Roger Ayers, Andrew Tranter, Sook Adjepong			
NO. Name	Min	FG M-A	3P M-A	FT M-A	Rebounds OR DR TOT	Fouls PF FD	TP	AS	TO	ST	Blocks BS BA	+/-	Shooting By Period			
2 Kris Monroe	F 25:52	0-7	0-4	0-0	0 2 2	4 0	0	0	2	0	0 1	-6	1st FG%	10-25	34.5%	
5 Brendan Medley-Bacon	C 25:48	2-5	0-0	2-3	1 8 9	3 2	6	1	0	0	1 0	-10	3PT%	4-13	30.8%	
5 Justin Wright	C 32:13	7-13	3-3	3-4	2 1 3	2 3	20	1	2	2	0 0	-5	FT%	8-10	80%	
11 Marqus Maultsby	G 13:49	1-3	1-2	0-0	0 2 2	4 0	3	1	1	0	0 0	-2	2nd FG%	12-21	50.0%	
21 Eric Brown	C 35:47	7-9	1-4	3-5	1 3 4	2 8	18	3	3	0	1 1	-7	3PT%	4-6	66.7%	
52 Devin Eubbs	19:37	2-5	2-5	0-0	0 1 1	4 0	6	0	0	0	0 0	-9	FT%	3-4	75%	
44 Dan Osladap	20:11	0-3	0-0	1-2	1 2 3	2 1	1	0	0	0	1 1	-7	GM FG%	22-53	41.5%	
0 Fred Cleveland Jr.	03:13	0-1	0-1	0-0	0 0 0	0 0	0	0	0	0	0 0	-5	3PT%	6-19	31.6%	
10 Devin Gordon	18:25	2-5	1-3	0-0	1 0 1	2 0	5	0	1	3	1 1	-4	FT%	9-14	64.3%	
23 Cameron Eubbs	04:23	1-1	0-0	0-0	1 0 1	2 0	2	1	0	0	0 0	-1				
1 Ja'Darius Harris	01:49	0-0	0-0	0-0	0 0 0	0 0	0	0	0	0	0 0	-4				
Team Totals 22-53 8-19 9-14 8 19 27 25 12 01 8 8 6 4 4 -12													Shooting By Period 1st FG% 10-25 34.5% 3PT% 4-13 30.8% FT% 8-10 80% 2nd FG% 12-21 50.0% 3PT% 4-6 66.7% FT% 3-4 75% GM FG% 22-53 41.5% 3PT% 6-19 31.6% FT% 9-14 64.3% Dead Ball Rebounds: 1, 0			
Technical Fouls: NONE													Dead Ball Rebounds: 1, 0			

		Official Basketball Box Score - Final N.C. Central at Virginia 02/04/23 John Paul Jones Arena, Charlottesville 2022-23 Men's Basketball										Game Time: 12:00 PM Game Duration: 1:57 Attendance: 13,208				
N.C. Central - 73 Record: 1-0													Officials: Roger Ayers, Andrew Tranter, Sook Adjepong			
NO. Name	Min	FG M-A	3P M-A	FT M-A	Rebounds OR DR TOT	Fouls PF FD	TP	AS	TO	ST	Blocks BS BA	+/-	Shooting By Period			
1 Jayden Gardner	F 19:41	0-4	0-0	3-5	4 5 0	4 4	3	0	0	0	1 1	-1	1st FG%	9-22	40.9%	
21 Kadin Shadrach	F 27:15	3-6	0-1	4-4	2 5 7	3 4	10	2	0	2	1 1	8	3PT%	6-12	50.0%	
0 Kihel Clark	G 34:06	3-9	2-6	1-4	0 2 2	1 4	9	5	2	0	0 1	-1	FT%	14-16	87.5%	
2 Reece Beekman	G 26:05	3-7	2-3	2-2	0 3 3	2 2	10	5	4	1	0 0	0	2nd FG%	11-25	44.0%	
4 Armaan Franklin	G 34:52	5-9	4-7	7-8	1 3 4	1 7	21	0	0	0	0 0	0	3PT%	5-13	38.5%	
11 Isaac McKneely	22:42	1-4	1-4	0-0	0 1 1	0 0	3	0	1	0	0 0	-4	FT%	20-27	42.8%	
5 Ben Vander Plas	22:52	2-5	2-4	1-2	0 4 4	1 1	7	2	0	1	1 1	0	3PT%	11-25	44.0%	
22 Francisco Caffaro	10:12	3-5	0-0	4-5	1 3 4	2 3	10	1	0	0	0 0	7	GM FG%	22-53	41.5%	
10 Tate Murray	03:23	0-0	0-0	0-0	0 1 1	0 0	0	0	0	0	0 0	2	FT%	22-30	73.3%	
Team Totals 20-47 11-25 22-30 10 27 37 12 25 73 18 5 4 4 4 12													Shooting By Period 1st FG% 9-22 40.9% 3PT% 6-12 50.0% FT% 14-16 87.5% 2nd FG% 11-25 44.0% 3PT% 5-13 38.5% FT% 20-27 42.8% 3PT% 11-25 44.0% FT% 22-30 73.3% Dead Ball Rebounds: 0, 0			
Technical Fouls: NONE													Dead Ball Rebounds: 0, 0			

		Official Basketball Box Score - Final N.C. Central at Virginia 02/04/23 John Paul Jones Arena, Charlottesville 2022-23 Men's Basketball										Game Time: 12:00 PM Game Duration: 1:57 Attendance: 13,208				
N.C. Central - 73 Record: 1-0													Officials: Roger Ayers, Andrew Tranter, Sook Adjepong			
NO. Name	Min	FG M-A	3P M-A	FT M-A	Rebounds OR DR TOT	Fouls PF FD	TP	AS	TO	ST	Blocks BS BA	+/-	Shooting By Period			
1 Jayden Gardner	F 19:41	0-4	0-0	3-5	4 5 0	4 4	3	0	0	0	1 1	-1	1st FG%	9-22	40.9%	
21 Kadin Shadrach	F 27:15	3-6	0-1	4-4	2 5 7	3 4	10	2	0	2	1 1	8	3PT%	6-12	50.0%	
0 Kihel Clark	G 34:06	3-9	2-6	1-4	0 2 2	1 4	9	5	2	0	0 1	-1	FT%	14-16	87.5%	
2 Reece Beekman	G 26:05	3-7	2-3	2-2	0 3 3	2 2	10	5	4	1	0 0	0	2nd FG%	11-25	44.0%	
4 Armaan Franklin	G 34:52	5-9	4-7	7-8	1 3 4	1 7	21	0	0	0	0 0	0	3PT%	5-13	38.5%	
11 Isaac McKneely	22:42	1-4	1-4	0-0	0 1 1	0 0	3	0	1	0	0 0	-4	FT%	20-27	42.8%	
5 Ben Vander Plas	22:52	2-5	2-4	1-2	0 4 4	1 1	7	2	0	1	1 1	0	3PT%	11-25	44.0%	
22 Francisco Caffaro	10:12	3-5	0-0	4-5	1 3 4	2 3	10	1	0	0	0 0	7	GM FG%	22-53	41.5%	
10 Tate Murray	03:23	0-0	0-0	0-0	0 1 1	0 0	0	0	0	0	0 0	2	FT%	22-30	73.3%	
Team Totals 20-47 11-25 22-30 10 27 37 12 25 73 18 5 4 4 4 12													Shooting By Period 1st FG% 9-22 40.9% 3PT% 6-12 50.0% FT% 14-16 87.5% 2nd FG% 11-25 44.0% 3PT% 5-13 38.5% FT% 20-27 42.8% 3PT% 11-25 44.0% FT% 22-30 73.3% Dead Ball Rebounds: 0, 0			
Technical Fouls: NONE													Dead Ball Rebounds: 0, 0			

		Official Basketball Box Score - Final N.C. Central at Virginia 02/04/23 John Paul Jones Arena, Charlottesville 2022-23 Men's Basketball										Game Time: 12:00 PM Game Duration: 1:57 Attendance: 13,208				
N.C. Central - 73 Record: 1-0													Officials: Roger Ayers, Andrew Tranter, Sook Adjepong			
NO. Name	Min	FG M-A	3P M-A	FT M-A	Rebounds OR DR TOT	Fouls PF FD	TP	AS	TO	ST	Blocks BS BA	+/-	Shooting By Period			
1 Jayden Gardner	F 19:41	0-4	0-0	3-5	4 5 0	4 4	3	0	0	0	1 1	-1	1st FG%	9-22	40.9%	
21 Kadin Shadrach	F 27:15	3-6	0-1	4-4	2 5 7	3 4	10	2	0	2	1 1	8	3PT%	6-12	50.0%	
0 Kihel Clark	G 34:06	3-9	2-6	1-4	0 2 2	1 4	9	5	2	0	0 1	-1	FT%	14-16	87.5%	
2 Reece Beekman	G 26:05	3-7	2-3	2-2	0 3 3	2 2	10	5	4	1	0 0	0	2nd FG%	11-25	44.0%	
4 Armaan Franklin	G 34:52	5-9	4-7	7-8	1 3 4	1 7	21	0	0	0	0 0	0	3PT%	5-13	38.5%	
11 Isaac McKneely	22:42	1-4	1-4	0-0	0 1 1	0 0	3	0	1	0	0 0	-4	FT%	20-27	42.8%	
5 Ben Vander Plas	22:52	2-5	2-4	1-2	0 4 4	1 1	7	2	0	1	1 1	0	3PT%	11-25	44.0%	
22 Francisco Caffaro	10:12	3-5	0-0	4-5	1 3 4	2 3	10	1	0	0	0 0	7	GM FG%	22-53	41.5%	
10 Tate Murray	03:23	0-0	0-0	0-0	0 1 1	0 0	0	0	0	0	0 0	2	FT%	22-30	73.3%	
Team Totals 20-47 11-25 22-30 10 27 37 12 25 73 18 5 4 4 4 12													Shooting By Period 1st FG% 9-22 40.9% 3PT% 6-12 50.0% FT% 14-16 87.5% 2nd FG% 11-25 44.0% 3PT% 5-13 38.5% FT% 20-27 42.8% 3PT% 11-25 44.0% FT% 22-30 73.3% Dead Ball Rebounds: 0, 0			
Technical Fouls: NONE													Dead Ball Rebounds: 0, 0			

GAME 25 - NO. 7 VIRGINIA 57, NOTRE DAME 55



Official Basketball Box Score - Final
Notre Dame at Virginia
02/18/23 John Paul Jones Arena, Charlottesville
No. 7 Virginia vs Notre Dame Men's Basketball

Game Time: 12:00 PM
Game Duration: 1:48
Attendance: 14,230

Officials: Pat Driscoll, Doug Simons, Jeb Hartness

Notre Dame - 55
Record: 10-17 (2-14)
Table with columns: NO. Name, Min, FG, 3P, FT, Rebounds, Fouls, TP, AS, TO, ST, Blocks, +/-

Shooting By Period
1st FG% 9-23 39.1%
3PT% 5-15 33.3%
FT% 2-2 100%

Virginia - 57
Record: 21-4 (13-5)
Table with columns: NO. Name, Min, FG, 3P, FT, Rebounds, Fouls, TP, AS, TO, ST, Blocks, +/-

Shooting By Period
1st FG% 10-26 38.5%
3PT% 4-15 26.7%
FT% 5-7 71.4%

Technical Fouls:NONE
UND UVA
Biggest lead 2 (2nd 18:09) 9 (1st 4:24)
Best Scoring Run 8 (2nd 8:09) 7 (1st 4:24)

GAME 26 - BOSTON COLLEGE 63, NO. 6 VIRGINIA 48



Official Basketball Box Score - Final
Virginia at Boston College
02/22/23 Silvio O. Conte Forum, Chestnut Hill, Mass.
@BCMBB

Game Time: 7:00 PM
Game Duration: 1:42
Attendance: 8,194

Officials: Roger Ayers, Lamar Simpson, Justin Porterfield

Virginia - 48
Record: 21-5 (13-4)
Table with columns: NO. Name, Min, FG, 3P, FT, Rebounds, Fouls, TP, AS, TO, ST, Blocks, +/-

Shooting By Period
1st FG% 8-29 27.6%
3PT% 1-10 10.0%
FT% 4-4 100%

Boston College - 63
Record: 14-15 (8-10)
Table with columns: NO. Name, Min, FG, 3P, FT, Rebounds, Fouls, TP, AS, TO, ST, Blocks, +/-

Shooting By Period
1st FG% 12-23 52.2%
3PT% 2-6 33.3%
FT% 2-3 66.7%

Technical Fouls:NONE
UVA BC
Biggest lead 4 (1st 18:26) 17 (2nd 0:16)
Best Scoring Run 7 (1st 13:52) 9 (1st 16:04)

GAME 27 - NORTH CAROLINA 71, NO. 6 VIRGINIA 63



Official Basketball Box Score - Final
Virginia at North Carolina
02/25/23 Smith Center, Chapel Hill
2022-23 Men's Basketball

Game Time: 8:00 PM
Game Duration: 1:55
Attendance: 21,750

Officials: Bert Smith, Jamie Luckie, John Gaffney

Virginia - 63
Record: 21-6 (13-5)
Table with columns: NO. Name, Min, FG, 3P, FT, Rebounds, Fouls, TP, AS, TO, ST, Blocks, +/-

Shooting By Period
1st FG% 12-30 40.0%
3PT% 1-4 25.0%
FT% 1-2 50%

North Carolina - 71
Record: 18-11 (10-8)
Table with columns: NO. Name, Min, FG, 3P, FT, Rebounds, Fouls, TP, AS, TO, ST, Blocks, +/-

Shooting By Period
1st FG% 15-26 57.7%
3PT% 9-16 56.3%
FT% 3-3 100%

Technical Fouls:NONE
UVA UNC
Biggest lead 0 (1st 20:00) 17 (1st 2:59)
Best Scoring Run 8 (2nd 1:36) 7 (1st 12:40)

GAME 28 - NO. 13 VIRGINIA 64, CLEMSON 57



Official Basketball Box Score - Final
Clemson at Virginia
02/28/23 John Paul Jones Arena, Charlottesville
2022-23 Men's Basketball

Game Time: 7:00 PM
Game Duration: 1:54
Attendance: 14,351

Officials: Ron Groover, Doug Simons, Pat Driscoll

Clemson - 57
Record: 21-9 (13-6)
Table with columns: NO. Name, Min, FG, 3P, FT, Rebounds, Fouls, TP, AS, TO, ST, Blocks, +/-

Shooting By Period
1st FG% 9-28 32.1%
3PT% 3-12 25.0%
FT% 2-3 66.7%

Virginia - 64
Record: 22-6 (14-5)
Table with columns: NO. Name, Min, FG, 3P, FT, Rebounds, Fouls, TP, AS, TO, ST, Blocks, +/-

Shooting By Period
1st FG% 10-28 35.7%
3PT% 3-12 25.0%
FT% 5-6 83.3%

Technical Fouls:NONE
CLM UVA
Biggest lead 5 (1st 15:58) 14 (2nd 12:46)
Best Scoring Run 5 (1st 15:58) 9 (1st 13:34)

GAME 29 - NO. 13 VIRGINIA 75, LOUISVILLE 60

GAME 30 - NO. 13 VIRGINIA VS. UNC/BC

GAME 31 - TBD

GAME 32 - TBD

THE LAST TIME

VIRGINIA INDIVIDUALS

- **Scored 30 points:** Kyle Guy vs. Marshall (12/31/18)
- **Scored 40 points:** Sean Singletary (41) at Miami (3/1/08)
- **Two players with 20 points:** Jay Huff (21) and Sam Hauser (21) vs. Syracuse (1/25/21)
- **Three players with 20 points:** Chris Williams (27), Roger Mason, Jr. (22) and Donald Hand (20) vs. Duke (1/5/00)
- **Four players with 20 points:** Chris Williams (23), Donald Hand (22), Adam Hall (21) and Travis Watson (20) vs. Georgetown (3/15/00)
- **A player with back-to-back 25-point games:** Joe Harris, 26 vs. Virginia Tech (2/12/13), 27 at North Carolina (2/16/13)
- **One player scored in double figures:** Jayden Gardner (16) at Boston College (2/22/23)
- **No players scored in double figures:** vs. Florida (3/18/17)
- **Five players scored in double figures:** Kihei Clark (20), Armaan Franklin (15), Jayden Gardner (12), Reece Beekman (11), Ben Vander Plas (10) vs. Virginia Tech (1/18/23)
- **Six players scored in double figures:** Sean Singletary (27), Adrian Joseph (13), Jamil Tucker (13), Mamadi Diane (12), Calvin Baker (11) and Laurynas Mikalauskas (11) vs. Maryland (3/9/08)
- **Seven players scored in double figures:** Cornel Parker (20), Junior Burrough (15), Ted Jeffries (14), Cory Alexander (13), Jason Williford (12), Yuri Barnes (11) and Doug Smith (11) vs. Clemson (1/13/93)
- **Had 15 rebounds:** Mike Tobey (16) vs. Tennessee State (11/25/14)
- **Had 20 rebounds:** Mike Tobey (20) vs. Louisville (3/5/16)
- **Had 25 rebounds:** Bob Mortell (25) vs. Washington & Lee (2/27/60)
- **Two players with 10 rebounds:** Francisco Caffaro (12) and Jayden Gardner (10) at Notre Dame (1/29/22)
- **Three players with 10 rebounds:** Jay Huff (12), Kihei Clark (11) and Braxton Key (10) at Syracuse (11/6/19)
- **Double-Double:** Jayden Gardner (19 points, 12 rebounds) at North Carolina (2/25/23)
- **Two players had a double-double:** Jayden Gardner (22 points, 10 rebounds) and Francisco Caffaro (11 points and 12 rebounds) at Notre Dame (1/29/22)
- **Three players had a double-double:** Jason Williford (10 pts, 15 rebs), Ted Jeffries (23 pts, 10 rebs), and Cornel Parker (11 pts, 11 rebs) at William & Mary (1/25/93)
- **Double-Double with points and assists:** Kihei Clark (12 points, 10 assists) at Syracuse (1/30/23)
- **Triple-Double:** Ralph Sampson (15 pts, 22 rebs, 10 blks) vs. Old Dominion (12/29/79)
- **Three Double-Doubles in a row:** Sam Hauser [3] (13 pts, 10 rebs) at Notre Dame (12/30/20), (16 pts, 11 rebs) vs. Wake Forest (1/6/21), (17 pts, 10 rebs) at Boston College (1/9/21)
- **Four Double-Doubles in a row:** Mike Scott [5] (27 pts, 15 rebs) vs. Oklahoma (11/23/10), (16 pts, 10 rebs) vs. Wichita State (11/24/10), (17 pts, 12 rebs) at Minnesota (11/29/10), (21 pts, 13 rebs) at Virginia Tech (12/5/10), (10 pts, 13 rebs) vs. Radford (12/7/10)
- **20 points and 20 rebounds:** Travis Watson (21 points, 20 rebounds) vs. Wofford (1/2/03)
- **20 points and 10 rebounds:** Armaan Franklin (25 points, 10 rebounds) at Wake Forest (1/21/23)
- **13 assists:** Kihei Clark (13) vs. Navy (12/29/19)
- **10 assists:** Reece Beekman (11) vs. Louisville (3/4/23)
- **5 blocked Shots:** Kadin Shedrick (6) vs. Clemson (12/22/21)
- **5 steals:** Reece Beekman (5) vs. North Carolina (1/10/23)
- **Led UVA in points, rebounds and assists:** Sam Hauser (15 points, 9 rebounds, 3 assists) vs. Ohio (3/20/21)
- **Hit a last second shot to win a game:** Reece Beekman at Duke (2/7/22) [3-pointer with 1.1 seconds remaining]
- **Played more than 40 minutes:** Reece Beekman (41) vs. Duke (2/11/23)
- **Played all 40 minutes:** Kihei Clark (40), vs. St. Bonaventure (3/22/22)

VIRGINIA TEAM

- **Won in Overtime:** 69-62 vs. Duke (2/11/23)
- **Lost in Overtime:** 63-55 vs. Syracuse (1/11/20)
- **Played Two Overtimes:** at Virginia Tech, 80-78 2 OT (2/12/17)
- **Played Three Overtimes:** vs. Georgetown, L 115-111 (3/15/00)
- **Shot 70 percent for a half:** 70.4% (19-27) vs. Austin Peay - 1st Half (11/13/17)
- **Shot 60 percent in a game:** 60% (30-50) vs. Miami (2/5/22)
- **Shot less than 30 percent in a game:** 29.5% (13-44) vs. VCU (12/9/18)
- **Shot 100 percent from the free throw line:** 100% (10-10) vs. Boston College (1/28/23)
- **Shot 90 percent from the free throw line:** 91.3% (21-23) vs. Georgia Tech (2/12/22)
- **Shot 70 percent from 3-point line:** 72% (18-25) at Syracuse (3/4/19)
- **Shot less than 30 percent in a half:** 27.6% (8-29) in 1st Half at Boston College (2/22/23)
- **Shot less than 20 percent in a half:** 18.5% (5-27) in 1st Half vs. North Carolina (3/10/22)
- **Shot 55 percent or better and lost:** 58.5% (31-53) at North Carolina (2/16/13)
- **Shot 50 percent or better and lost:** 52.6% (30-57) vs. Iowa (11/29/21)
- **Attempted 50 FTs:** 52 (made 34) vs. Howard (12/12/94)
- **Attempted 35 3-pointers:** 38 (11-38) vs. Va. Tech (2/10/18)
- **Did Not Attempt a FT:** 0 vs. Wisconsin (11/27/17)
- **Made 30 FTs:** 31 (31 of 36) vs. Tennessee (3/18/07)
- **Made 15 3-pt FGs:** 15 at Wake Forest (1/21/23)
- **Failed to make a 3-pt FG:** vs. Louisville (0 of 6) (3/9/22)
- **Had 50 rebounds:** 50 vs. JMU (11/10/19)
- **Had 25 assists:** 26 vs. Iowa State (3/25/16)
- **Had 15 steals:** 16 vs. NC State (2/24/08)
- **Had 10 blocks:** 10 vs. JMU (12/6/22)
- **Scored 50 pts in a half:** 56 vs. Baylor, 2nd half (11/18/22)
- **Scored 60 pts in a half:** 60 vs. Gonzaga, 1st half (1/3/07)
- **Scored 70 pts in a half:** 70 vs. Coastal Carolina, 2nd half (11/20/00)
- **Scored 100 pts (ACC):** 103 vs. Maryland (1/16/07)
- **Scored 100 pts (non-conf):** 100 vs. Marshall (12/31/18)
- **Scored under 20 pts in 1st half:** 17 vs. St. Bonaventure (3/22/22)
- **Scored under 20 pts in 2nd half:** 19 at North Carolina (2/18/17)
- **Scored under 50 pts in a game:** 48 at Boston College (2/22/23)
- **Defeated top-5 opponent:** 86-79 vs. #5 Baylor (11/18/22)
- **Defeated top-5 opponent on the road:** 65-63 at #4 Duke (1/27/18)
- **Defeated top-5 opponent at neutral site:** 86-79 vs. #5 Baylor (11/18/22)
- **Defeated top-ranked opponent:** 86-73 vs. #1 North Carolina (1/30/86)
- **Won when trailing by 16 points:** Trained 32-16 during 63-61 vs. Ohio State (11/30/16)
- **Won when trailing by 17 points:** Trained 31-14 during 61-58 overtime win vs. Maryland (3/10/13)
- **Consecutive games holding ACC opponents to fewer than 70 points at home:** 42 (current)

OPPONENT INDIVIDUALS

- **Scored 30 points:** Buddy Boeheim (31), Syracuse (3/11/21)
- **Scored 35 points:** Carsen Edwards (42), Purdue (3/30/19)
- **Scored 40 points:** Carsen Edwards (42), Purdue (3/30/19)
- **Scored 50 points:** Len Chappell (50), Wake (2/12/62)
- **Two players with 20 points:** Jericole Hellems (21) and Tarquavion Smith (20) at NC State (1/22/22)
- **Two players with 25 points:** Corey Kispert (32) and Drew Timme (29) vs. Gonzaga (12/26/20)
- **Three players with 20 points:** Jordan McRae (21), Jarnell Stokes (20), Josh Richardson (20), at Tennessee (12/30/13)
- **Two players with 30 points:** Trevor Powell (31) and Tony Smith (31) at Marquette (2/3/90)
- **No players scored in double figures:** Lehigh (11/26/21)
- **Five players scored in double figures:** Jarace Walker (17), Marcus Sasser (13), Tramon Mark (13), Jamal Shead (11), J'Wan Roberts (10) vs. Houston (12/17/22)
- **Six players scored in double figures:** C.J. Harris (15), Ari Stewart (12), Travis McKie (12), J.T. Terrell (11), Ty Walker (11), Gary Clark (10), at Wake Forest (1/29/11)
- **Seven players scored in double figures:** Stanley Burrell (15), Drew Lavender (13), C.J. Anderson (12), B.J. Raymond (12), Josh Duncan (11), Charles Bronson (11) and Jason Love (10), at Xavier (1/3/08)
- **Double-Double:** RJ Davis (16 points, 10 rebounds), at North Carolina (2/25/23)
- **Double-Double with points and assists:** Keifer Sykes (21 pts, 10 assts), at Green Bay (12/7/13)
- **Two players had a double-double:** Marvin Bagley III (30 pts, 14 rebs) & Wendell Carter Jr. (14 pts, 15 rebs), Duke (1/27/18)
- **Player had 20 points and 20 rebounds:** Armando Bacot (29 points, 22 rebounds), North Carolina (1/8/222)
- **Had 15 rebounds:** Amando Bacot (16), North Carolina (2/20/20)
- **Had 20 rebounds:** Armando Bacot (22), North Carolina (1/8/22)
- **Had 10 assists:** Keifer Sykes (10), at Green Bay (12/7/13)
- **5 Blocked Shots:** Moses Wright (5), Georgia Tech (1/23/21)
- **5 Steals:** Jordan Miller (7), Miami (2/5/22) & Jose Alvarado (6), Georgia Tech (1/23/21)
- **Hit a last second shot to win a game:** Matthew Cleveland, Florida State (2/26/22), 3-pointer at the end of regulation

OPPONENT TEAM

- **Shot less than 30 percent in a game:** 27.3% (15-55), JMU (12/6/22)
- **Shot less than 30 percent in a game (ACC):** 27.1% (13-48), Virginia Tech (1/4/20)
- **Shot 60 percent in a game:** 60% (30-50) at NC State (1/22/22)
- **Shot 55 percent or better and lost:** 55.3% (26-47), Cleveland State (11/25/09)
- **Scored 100 pts:** 106, Washington (11/22/10)
- **Scored 90 pts in an ACC game:** 93, North Carolina (2/16/13)
- **Scored 60 pts in a half:** 60, at Miami, 2nd half (3/1/08)
- **Scored 50 pts in a half:** 54, vs. Gonzaga, 2nd half (12/26/21)
- **Scored 45 pts in the first half:** 45, at Florida State (2/15/21)
- **Scored under 10 pts in 1st half:** 7, at Pitt (2/24/18)
- **Scored under 20 pts in 1st half:** 19, Georgia Tech (2/12/22)
- **Scored under 20 pts in 2nd half:** 19, vs. Towson (11/25/20)
- **Scored under 40 pts in a game:** 39, vs. Virginia Tech (1/4/20)
- **Had 25 assists:** 27, at Xavier (1/3/08)
- **Had 15 steals:** 15, VMI (11/16/08)
- **Had 10 blocks:** 10 at Maryland (3/5/11)
- **Failed to make a 3-pt FG:** Georgia Tech (1/22/15)



2022-23 Virginia Men's Basketball



0 · KIHEI CLARK
Gr. · G · 5-10 · 167
Woodland Hills, Calif.




1 · JAYDEN GARDNER
5th Year · F · 6-6 · 233
Wake Forest, N.C.




2 · REECE BEEKMAN
Jr. · G · 6-3 · 190
Milwaukee, Wis.




4 · ARMAAN FRANKLIN
Sr. · G · 6-4 · 200
Indianapolis, Ind.



5 · BEN VANDER PLAS
Gr. · F · 6-8 · 236
Ripon, Wis.



10 · TAINÉ MURRAY
So. · G · 6-5 · 205
Auckland, N.Z.



11 · ISAAC MCKNEELY
Fr. · G · 6-4 · 179
Poca, W.Va.



12 · CHASE COLEMAN
Sr. · G · 5-10 · 165
Norfolk, Va.



13 · RYAN DUNN
Fr. · G · 6-8 · 208
Freeport, N.Y.



21 · KADIN SHEDRICK
R-Jr. · F · 6-11 · 231
Raleigh, N.C.



22 · FRANCISCO CAFFARO
R-Sr. · C · 7-1 · 254
Sante Fe, Argentina



23 · ISAAC TRAUDT
Fr. · F · 6-10 · 229
Grand Island, Neb.



24 · TRISTAN HOW
Jr. · F · 6-7 · 202
Virginia Beach, Va.



35 · LEON BOND III
Fr. · G/F · 6-5 · 200
Wauwatosa, Wis.



TONY BENNETT
Head Coach
14th Season



KIHEI CLARK

Graduate Student • Guard • 5-10 • 167
Woodland Hills, Calif. • Taft Charter

2022-23 HIGHLIGHTS

- Cousy Award Preseason Top-20 Watch List
- Had 9 points, five assists and four rebounds vs. NCCU (11/7/22)
- Recorded eight points, seven assists and two steals vs. Monmouth (11/11/22)
- Scored 12 points and had two steals vs. Illinois (11/20/22)
- Handed out a game-high eight assists vs. UMES (11/25/22)
- Scored 16 points at Michigan (11/29/22)
- Recorded game-high 18 points (9 of 10 FT) vs. FSU (12/3/22)
- Scored 18 points and dished seven assists vs. JMU (12/6/22)
- Registered nine points and eight assists vs. Houston (12/17/22)
- Tallied 13 points and three steals at Miami (12/20/22)
- Registered eight points and 10 assists, including his 600th career assist, in his school record 139th game vs. UAlbany (12/28/22)
- Team-highs in points (15) and assists (8) at Georgia Tech (12/31/22)
- Game-high 17 points and eight assists at Pitt (1/3/23)
- Tallied a game-high 11 assists vs. Syracuse (1/7/23)
- Had nine points and game-high six assists at Florida State (1/14/23)
- Recorded 20 points and five assists vs. Virginia Tech (1/18/23)
- Tallied 12 points and 10 assists for third career double-double at Syracuse (1/30/23)
- Scored 17 points at Virginia Tech (2/4/23)
- Registered 16 points, five rebounds and five assists vs. Duke (2/11/23)
- Tallied 14 points and six assists at Louisville (2/15/23)
- Scored 15 points along with four assists, becoming UVA's all-time assists leader vs. Notre Dame (2/18/23)
- Handed out career assist No. 700 vs. Louisville (3/4/23)

CLARK CAREER STATISTICS

SEASON	TEAM	GP-GS	MIN	Field Goals		3-Point		F-Throws		Rebounds				Scoring						
				FG-FGA	FG%	3FG-3FGA	3FG%	FT-FTA	FT%	OFF	DEF	TOT	AVG	PF-FO	A	TO	BLK	STL	PTS	AVG
2018-19	UVa	38-20	1020/26.8	55-157	.350	29-85	.341	33-40	.825	16	73	89	2.3	52-0	97	39	0	28	172	4.5
2019-20	UVa	30-30	1112/37.1	105-280	.375	36-96	.375	78-89	.876	11	114	125	4.2	54-0	176	105	3	37	324	10.8
2020-21	UVa	25-23	850/34.0	85-207	.411	20-62	.323	47-64	.734	6	45	51	2.0	30-0	113	53	0	18	237	9.5
2021-22	UVa	35-35	1263/36.1	117-302	.387	54-156	.346	61-78	.782	12	91	103	2.9	40-0	153	77	4	30	349	10.0
2022-23	UVa	29-29	963/33.2	100-244	.410	34-92	.370	88-117	.752	12	63	75	2.6	48-0	166	57	4	32	322	11.1
TOTAL		157-137	5207/33.2	462-1190	.388	173-491	.352	307-388	.791	57	386	443	2.8	224-0	705	331	11	145	1404	8.9

Single Game Highs

Statistic	Value	
Points	25	vs Duke 02/23/22
Rebounds	11	at Syracuse 11/06/19
Assists	13	vs Navy 12/29/19
Steals	3	13 times
Blocks	1	11 times
FG Made	9	vs Duke 02/23/22
FG Attempts	16	vs Florida St. 02/26/22
3FG Made	6	vs Duke 02/23/22
3FG Attempts	11	vs Duke 02/23/22
FT Made	10	vs Boston College 02/01/22
FT Attempts	12	vs Kent St. 12/04/20, vs James Madison 12/06/22

CLARK 2022-23 GAME-BY-GAME

Opponent	Date	GS	MIN	Total		3-Pointers		Free throws		Rebounds				PF	A	TO	BLK	STL	PTS	AVG	
				FG-FGA	PCT	3FG-3FGA	PCT	FT-FTA	PCT	OFF	DEF	TOT	AVG								
N.C. Central	11/07/2022	*	34:08	3-9	.333	2-6	.333	1-4	.250	0	2	2	2.0	1	5	2	0	0	9	9.0	
Monmouth	11/11/2022	*	20:26	3-4	.750	2-3	.667	0-0	.000	1	0	1	1.5	1	7	0	0	2	8	8.5	
vs Baylor	11/18/2022	*	35:23	3-8	.375	1-2	.500	0-0	.000	0	4	4	2.3	0	3	3	0	0	7	8.0	
vs Illinois	11/20/2022	*	34:10	4-9	.444	2-4	.500	2-2	1.000	1	2	3	2.5	1	3	2	0	2	12	9.0	
UMES	11/25/2022	*	31:01	1-4	.250	0-1	.000	3-3	1.000	0	2	2	2.4	1	8	2	1	2	5	8.2	
at Michigan	11/29/2022	*	38:02	4-9	.444	1-2	.500	7-8	.875	0	2	2	2.3	1	4	1	0	1	16	9.5	
Florida St.	12/03/2022	*	35:27	4-9	.444	1-3	.333	9-10	.900	1	2	3	2.4	0	3	3	0	1	18	10.7	
James Madison	12/06/2022	*	38:56	5-11	.455	2-5	.400	6-12	.500	0	2	2	2.4	1	7	3	0	1	18	11.6	
Houston	12/17/2022	*	35:18	2-8	.250	1-5	.200	4-4	1.000	0	2	2	2.3	4	8	2	0	1	9	11.3	
at Miami (FL)	12/20/2022	*	30:00	2-10	.200	1-3	.333	8-9	.889	2	2	4	2.5	2	3	0	0	3	13	11.5	
UAlbany	12/28/2022	*	26:41	3-4	.750	1-1	1.000	1-2	.500	0	4	4	2.6	1	10	2	0	2	8	11.2	
at Georgia Tech	12/31/2022	*	30:34	6-9	.667	2-3	.667	1-3	.333	1	1	2	2.6	1	8	3	0	3	15	11.5	
at Pittsburgh	01/03/2023	*	34:38	7-12	.583	2-5	.400	1-1	1.000	0	4	4	2.7	4	8	5	0	0	17	11.9	
Syracuse	01/07/2023	*	32:24	2-5	.400	0-1	.000	1-2	.500	1	1	2	2.6	3	11	3	0	2	5	11.4	
North Carolina	01/10/2023	*	37:49	3-8	.375	0-1	.000	1-3	.333	0	2	2	2.6	2	2	2	0	2	7	11.1	
at Florida St.	01/14/2023	*	36:12	4-10	.400	0-2	.000	1-1	1.000	0	5	5	2.8	1	6	1	0	1	9	11.0	
Virginia Tech	01/18/2023	*	35:48	7-14	.500	2-5	.400	4-4	1.000	0	2	2	2.7	0	5	1	1	1	20	11.5	
at Wake Forest	01/21/2023	*	28:29	2-7	.286	2-4	.500	6-7	.857	1	2	3	2.7	4	4	2	1	0	12	11.6	
Boston College	01/28/2023	*	27:35	2-9	.222	1-3	.333	2-2	1.000	2	1	3	2.7	2	6	0	0	1	7	11.3	
at Syracuse	01/30/2023	*	35:43	3-7	.429	2-4	.500	4-4	1.000	0	2	2	2.7	1	10	5	0	0	12	11.4	
at Virginia Tech	02/04/2023	*	35:29	6-13	.462	3-7	.429	2-2	1.000	1	4	5	2.8	3	4	2	0	0	17	11.6	
NC State	02/07/2023	*	35:49	1-4	.250	0-1	.000	4-5	.800	0	2	2	2.8	0	6	3	0	2	6	11.4	
Duke	02/11/2023	*	36:56	7-10	.700	1-3	.333	1-3	.333	0	2	2	2.7	1	5	1	0	0	16	11.6	
at Louisville	02/15/2023	*	30:59	5-11	.455	1-1	1.000	3-5	.600	0	4	4	2.8	3	6	1	0	0	14	11.7	
Notre Dame	02/18/2023	*	31:58	4-7	.571	1-2	.500	6-8	.750	0	1	1	2.7	2	4	3	0	1	15	11.8	
at Boston College	02/22/2023	*	35:02	3-11	.273	1-4	.250	0-0	.000	0	1	1	2.7	1	3	1	0	1	7	11.6	
at North Carolina	02/25/2023	*	33:04	3-9	.333	1-1	1.000	2-3	.667	1	1	2	2.6	4	5	1	0	1	9	11.5	
Clemson	02/28/2023	*	34:24	0-7	.000	0-5	.000	5-6	.833	0	0	0	2.5	0	6	1	1	2	5	11.3	
Louisville	03/04/2023	*	30:15	1-6	.167	1-5	.200	3-4	.750	0	4	4	2.6	3	6	2	0	0	6	11.1	
Totals			29	962:40	100-244	.410	34-92	.370	88-117	.752	12	63	75	2.6	48	166	57	4	32	322	11.1

Player Averages

Games Played	Minutes/game	Points/game	FG Pct	3FG Pct	FT Pct	Rebounds/game	Assists/game	Turnovers/game	Assist/Turnover ratio	Steals/game	Blocks/game
29	33.2	11.1	41.0	37.0	75.2	2.6	5.7	2.0	2.9	1.1	0.1



1 JAYDEN GARDNER

Fifth Year • Forward • 6-6 • 233
Wake Forest, N.C. • Heritage • East Carolina

2022-23 HIGHLIGHTS

- Preseason All-ACC second team
- Malone Award Preseason Top-20 Watch List
- Surpassed 2,000 career points with three points vs. NCCU (11/7/22)
- Recorded 12 points and five rebounds vs. Illinois (11/20/22)
- Scored game-high 26 points (12 of 15 FG) vs. UMES (11/22/22)
- Registered 12 points and 11 rebounds at Michigan (11/29/22)
- Tallied 14 points and eight rebounds vs. JMU (12/6/22)
- Netted 13 points along with six rebounds vs. Houston (12/17/22)
- Recorded 16 points and seven rebounds vs. UAlbany (12/28/22)
- Scored 14 points at Georgia Tech (12/31/22)
- Scored 10 points and grabbed 1,000th career rebound vs. Syracuse (1/7/23)
- Tallied 12 points and four rebounds vs. Virginia Tech (1/18/23)
- Recorded 18 points and six rebounds vs. Boston College (1/28/23)
- Team highs in points (17) and rebounds (8) at Syracuse (1/30/23)
- Registered 20 points and 10 rebounds at Virginia Tech (2/4/23)
- Scored 18 points along with five rebounds vs. NC State (2/7/23)
- Tallied eight points and 12 rebounds vs. Notre Dame (2/18/23)
- Scored 16 points along with two blocks at Boston College (2/22/23)
- Recorded team-high 19 points and 12 rebounds at North Carolina (2/25/23)
- Scored 12 points along with nine rebounds vs. Clemson (2/28/23)
- Scored 16 points and added four rebounds vs. Louisville (3/4/23)

GARDNER CAREER STATISTICS

SEASON	TEAM	GP-GS	MIN/AVG	Field Goals		3-Point		F-Throws		Rebounds				Scoring						
				FG-FGA	FG%	3FG-3FGA	3FG%	FT-FTA	FT%	OFF	DEF	TOT	AVG	PF-FO	A	TO	BLK	STL	PTS	AVG
2018-19	ECU	31-31	948/30.6	166-337	.493	2-10	.200	171-228	.750	93	169	262	8.5	88-3	39	75	14	24	505	16.3
2019-20	ECU	31-30	1066/34.4	223-428	.521	4-20	.200	160-218	.734	91	194	285	9.2	91-4	67	83	15	34	610	19.7
2020-21	ECU	19-18	665/35.0	123-257	.479	3-6	.500	98-133	.737	39	119	158	8.3	42-0	27	45	3	11	347	18.3
2021-22	UVa	35-35	1144/32.7	219-437	.501	3-14	.214	96-121	.793	80	143	223	6.4	74-0	50	52	13	18	537	15.3
2022-23	UVa	29-29	743/25.6	139-270	.515	0-2	.000	63-94	.670	58	101	159	5.5	50-0	20	31	14	26	341	11.8
TOTAL FOR UVa		64-64	1887/29.5	358-707	.506	3-16	.188	159-215	.740	138	244	382	6.0	124-0	70	83	27	44	878	13.7
TOTAL		145-143	4566/31.5	870-1729	.503	12-52	.231	588-794	.741	361	726	1087	7.5	345-7	203	286	59	113	2340	16.1

Single Game Highs

Statistic	Value	
Points	35	at UCF 01/13/19
Rebounds	20	at UCF 01/13/19
Assists	4	10 times
Steals	3	4 times
Blocks	3	vs Georgia Tech 02/12/22, at Miami (FL) 02/19/22
FG Made	14	vs Fairleigh Dickinson 12/18/21
FG Attempts	24	vs Temple 02/23/20
3FG Made	2	vs UCF 03/04/21, vs Iowa 11/29/21
3FG Attempts	4	vs SMU 01/11/20, vs Clemson 12/22/21
FT Made	16	vs App State 11/30/18
FT Attempts	19	vs App State 11/30/18

GARDNER 2022-23 GAME-BY-GAME

Opponent	Date	GS	MIN	Total		3-Pointers		Free throws		Rebounds				PF	A	TO	BLK	STL	PTS	AVG	
				FG-FGA	PCT	3FG-3FGA	PCT	FT-FTA	PCT	OFF	DEF	TOT	AVG								
N.C. Central	11/07/2022	*	19:41	0-4	.000	0-0	.000	3-5	.600	4	5	9	9.0	0	0	0	0	0	3	3.0	
Monmouth	11/11/2022	*	15:46	3-7	.429	0-0	.000	3-4	.750	3	2	5	7.0	4	1	0	0	0	9	6.0	
vs Baylor	11/18/2022	*	17:12	1-4	.250	0-0	.000	5-7	.714	0	3	3	5.7	2	2	2	0	1	7	6.3	
vs Illinois	11/20/2022	*	26:46	3-5	.600	0-0	.000	6-9	.667	2	3	5	5.5	1	1	3	0	1	12	7.8	
UMES	11/25/2022	*	25:01	12-15	.800	0-0	.000	2-5	.400	0	3	3	5.0	2	0	0	0	0	26	11.4	
at Michigan	11/29/2022	*	33:07	6-15	.400	0-0	.000	0-0	.000	3	8	11	6.0	1	2	1	0	3	12	11.5	
Florida St.	12/03/2022	*	23:29	5-9	.556	0-0	.000	0-0	.000	5	2	7	6.1	2	0	3	2	2	10	11.3	
James Madison	12/06/2022	*	32:22	5-7	.714	0-0	.000	4-8	.500	2	6	8	6.4	2	0	1	2	2	14	11.6	
Houston	12/17/2022	*	33:17	4-8	.500	0-0	.000	5-6	.833	2	4	6	6.3	0	0	0	1	0	13	11.8	
at Miami (FL)	12/20/2022	*	20:26	4-6	.667	0-0	.000	0-2	.000	0	2	2	5.9	2	0	0	0	2	8	11.4	
UAlbany	12/28/2022	*	27:15	7-11	.636	0-0	.000	2-3	.667	3	4	7	6.0	0	0	0	0	2	16	11.8	
at Georgia Tech	12/31/2022	*	22:01	7-12	.583	0-0	.000	0-0	.000	0	2	2	5.7	2	1	1	0	1	14	12.0	
at Pittsburgh	01/03/2023	*	23:22	2-7	.286	0-0	.000	0-0	.000	1	2	3	5.5	2	1	0	0	2	4	11.4	
Syracuse	01/07/2023	*	26:54	4-11	.364	0-0	.000	2-3	.667	1	2	3	5.3	2	0	0	0	0	10	11.3	
North Carolina	01/10/2023	*	15:01	1-2	.500	0-0	.000	1-2	.500	0	1	1	5.0	3	0	1	0	0	3	10.7	
at Florida St.	01/14/2023	*	18:45	1-4	.250	0-0	.000	1-2	.500	1	2	3	4.9	3	0	1	0	0	3	10.3	
Virginia Tech	01/18/2023	*	21:43	5-6	.833	0-0	.000	2-3	.667	1	3	4	4.8	3	1	2	0	1	12	10.4	
at Wake Forest	01/21/2023	*	19:37	2-7	.286	0-0	.000	1-2	.500	0	2	2	4.7	0	1	1	1	0	5	10.1	
Boston College	01/28/2023	*	24:05	8-12	.667	0-1	.000	2-2	1.000	3	3	6	4.7	1	0	0	0	1	18	10.5	
at Syracuse	01/30/2023	*	28:28	6-11	.545	0-0	.000	5-7	.714	5	3	8	4.9	0	0	3	0	2	17	10.8	
at Virginia Tech	02/04/2023	*	30:36	8-18	.444	0-0	.000	4-7	.571	6	4	10	5.1	4	1	3	1	2	20	11.2	
NC State	02/07/2023	*	32:13	6-12	.500	0-0	.000	6-6	1.000	2	3	5	5.1	0	1	0	0	1	18	11.5	
Duke	02/11/2023	*	23:12	3-5	.600	0-0	.000	0-0	.000	0	1	1	5.0	4	1	2	0	1	6	11.3	
at Louisville	02/15/2023	*	27:45	5-10	.500	0-0	.000	0-0	.000	1	2	3	4.9	2	0	0	0	1	10	11.3	
Notre Dame	02/18/2023	*	26:41	3-8	.375	0-0	.000	2-3	.667	4	8	12	5.2	3	2	2	1	0	8	11.1	
at Boston College	02/22/2023	*	29:15	6-12	.500	0-1	.000	4-4	1.000	3	2	5	5.2	1	2	2	2	1	16	11.3	
at North Carolina	02/25/2023	*	36:38	9-17	.529	0-0	.000	1-1	1.000	4	8	12	5.4	4	1	1	1	1	19	11.6	
Clemson	02/28/2023	*	31:49	5-13	.385	0-0	.000	2-3	.667	2	7	9	5.5	0	1	1	0	1	12	11.6	
Louisville	03/04/2023	*	30:20	8-12	.667	0-0	.000	0-0	.000	0	4	4	5.5	0	1	1	1	0	16	11.8	
Totals			29	742:47	139-270	.515	0-2	.000	63-94	.670	58	101	159	5.5	50	20	31	14	26	341	11.8

Player Averages

Games Played	Minutes/game	Points/game	FG Pct	3FG Pct	FT Pct	Rebounds/game	Assists/game	Turnovers/game	Assist/Turnover ratio	Steals/game	Blocks/game
29	25.6	11.8	51.5	0.0	67.0	5.5	0.7	1.1	0.6	0.9	0.5



2 REECE BEEKMAN

Junior • Guard • 6-3 • 190
Baton Rouge, La. • Scotlandville Magnet

2022-23 HIGHLIGHTS

- MVP of Continental Main Event in Las Vegas (11/20/21)
- ACC Player of the Week (11/21/22)
- Netted 10 points with five assists vs. NCCU (11/7/22)
- Had seven points and six assists vs. Monmouth (11/11/22)
- Recorded 10 points and 10 assists vs. Baylor (11/18/22)
- Registered 17 points and three steals vs. Illinois (11/20/22)
- Tallied nine points, five rebounds and four steals vs. UMES (11/25/22)
- Scored team-high 18 points at Michigan (11/29/22)
- Played four minutes before leaving with injury vs. JMU (12/6/22)
- Posted 10 points, nine rebounds and nine assists at Miami (12/20/22)
- Missed the UAlbany (12/28/22) game due to injury
- Tallied 12 points and six rebounds at Pitt (1/3/23)
- Recorded 13 points and seven rebounds vs. Syracuse (1/7/23)
- Scored 13 points along with five assists and five steals vs. UNC (1/10/23)
- Scored 11 points along with seven assists vs. Virginia Tech (1/18/23)
- Recorded 11 points and eight assists vs. Boston College (1/28/23)
- Collected 15 points and five assists at Virginia Tech (2/4/23)
- Tallied 15 points, four assists and three steals vs. NC State (2/7/23)
- Scored 11 points along with five assists and four rebounds vs. Notre Dame (2/18/23)
- Recorded seven points, eight assists and four steals vs. Clemson (2/28/23)
- Matched a career high with 11 assists vs. Louisville (3/4/23)

BEEKMAN CAREER STATISTICS

SEASON	TEAM	GP-GS	MIN/AVG	Field Goals		3-Point		F-Throws		Rebounds				Scoring						
				FG-FGA	FG%	3FG-3FGA	3FG%	FT-FTA	FT%	OFF	DEF	TOT	AVG	PF-FO	A	TO	BLK	STL	PTS	AVG
2020-21	UVa	25-20	733/29.3	42-110	.382	9-37	.243	25-33	.758	5	66	71	2.8	37-0	75	29	10	30	118	4.7
2021-22	UVa	35-35	1228/35.1	115-256	.449	22-65	.338	35-46	.761	15	121	136	3.9	62-2	181	50	25	73	287	8.2
2022-23	UVa	28-28	896/32.0	88-218	.404	26-68	.382	57-72	.792	15	70	85	3.0	47-0	147	40	15	45	259	9.3
TOTAL		88-83	2858/32.5	245-584	.420	57-170	.335	117-151	.775	35	257	292	3.3	146-2	403	119	50	148	664	7.5

Single Game Highs

Statistic	Value	
Points	20	vs Clemson 12/22/21
Rebounds	12	at Louisville 03/05/22
Assists	11	vs Louisville 01/24/22, vs Louisville 03/04/23
Steals	6	vs Navy 11/09/21
Blocks	2	10 times
FG Made	8	at Pittsburgh 01/19/22
FG Attempts	12	4 times
3FG Made	3	4 times
3FG Attempts	5	5 times
FT Made	6	vs Illinois 11/20/22
FT Attempts	8	vs Illinois 11/20/22

BEEKMAN 2022-23 GAME-BY-GAME

Opponent	Date	GS	MIN	Total		3-Pointers		Free throws		Rebounds				PF	A	TO	BLK	STL	PTS	AVG	
				FG-FGA	PCT	3FG-3FGA	PCT	FT-FTA	PCT	OFF	DEF	TOT	AVG								
N.C. Central	11/07/2022	*	26:05	3-7	.429	2-3	.667	2-2	1.000	0	3	3	3.0	3	5	4	0	1	10	10.0	
Monmouth	11/11/2022	*	21:27	2-7	.286	1-4	.250	2-2	1.000	1	1	2	2.5	2	6	1	2	2	7	8.5	
vs Baylor	11/18/2022	*	33:32	2-6	.333	2-2	1.000	4-4	1.000	0	1	1	2.0	1	10	3	1	1	10	9.0	
vs Illinois	11/20/2022	*	33:35	5-12	.417	1-3	.333	6-8	.750	1	3	4	2.5	2	3	1	0	3	17	11.0	
UMES	11/25/2022	*	28:08	3-5	.600	1-1	1.000	2-2	1.000	0	5	5	3.0	0	2	2	1	4	9	10.6	
at Michigan	11/29/2022	*	38:06	7-10	.700	1-1	1.000	3-4	.750	1	3	4	3.2	1	5	1	0	1	18	11.8	
Florida St.	12/03/2022	*	31:08	1-7	.143	0-3	.000	5-6	.833	0	4	4	3.3	3	5	1	1	0	7	11.1	
James Madison	12/06/2022	*	03:47	1-1	1.000	0-0	.000	0-0	.000	0	0	0	2.9	0	1	0	0	0	2	10.0	
Houston	12/17/2022	*	33:33	1-5	.200	1-3	.333	1-2	.500	1	2	3	2.9	4	5	3	1	1	4	9.3	
at Miami (FL)	12/20/2022	*	34:31	5-9	.556	0-1	.000	0-1	.000	2	7	9	3.5	3	9	4	0	0	10	9.4	
at Georgia Tech	12/31/2022	*	26:45	3-6	.500	2-3	.667	0-0	.000	1	3	4	3.5	1	4	2	0	2	8	9.3	
at Pittsburgh	01/03/2023	*	35:32	4-9	.444	3-5	.600	1-1	1.000	0	6	6	3.8	2	3	1	0	0	12	9.5	
Syracuse	01/07/2023	*	31:18	3-5	.600	2-3	.667	5-6	.833	0	1	1	3.5	3	7	1	0	2	13	9.8	
North Carolina	01/10/2023	*	38:30	5-12	.417	0-2	.000	3-4	.750	0	2	2	3.4	0	5	2	1	5	13	10.0	
at Florida St.	01/14/2023	*	36:21	3-10	.300	2-3	.667	0-0	.000	1	2	3	3.4	2	4	1	0	0	8	9.9	
Virginia Tech	01/18/2023	*	34:41	4-10	.400	1-3	.333	2-2	1.000	1	2	3	3.4	1	7	0	1	1	11	9.9	
at Wake Forest	01/21/2023	*	24:59	2-6	.333	2-5	.400	2-2	1.000	1	2	3	3.4	4	6	0	0	1	8	9.8	
Boston College	01/28/2023	*	30:33	4-6	.667	0-2	.000	3-3	1.000	0	1	1	3.2	2	8	4	0	1	11	9.9	
at Syracuse	01/30/2023	*	32:35	2-4	.500	1-2	.500	2-2	1.000	0	1	1	3.1	2	2	2	1	0	7	9.7	
at Virginia Tech	02/04/2023	*	36:53	5-11	.455	0-2	.000	5-6	.833	2	2	4	3.2	2	5	1	1	0	15	10.0	
NC State	02/07/2023	*	33:04	6-11	.545	0-0	.000	3-5	.600	0	3	3	3.1	3	4	1	0	3	15	10.2	
Duke	02/11/2023	*	40:54	2-11	.182	0-1	.000	0-0	.000	1	5	6	3.3	1	7	0	1	3	4	10.0	
at Louisville	02/15/2023	*	33:39	0-6	.000	0-4	.000	3-4	.750	0	0	0	3.1	1	2	2	1	4	3	9.7	
Notre Dame	02/18/2023	*	36:16	4-12	.333	2-5	.400	1-2	.500	1	3	4	3.2	1	5	0	0	1	11	9.7	
at Boston College	02/22/2023	*	32:57	2-8	.250	0-2	.000	2-2	1.000	1	1	2	3.1	1	2	2	1	2	6	9.6	
at North Carolina	02/25/2023	*	36:12	4-11	.364	0-2	.000	0-2	.000	0	4	4	3.2	1	6	0	0	1	8	9.5	
Clemson	02/28/2023	*	35:49	3-7	.429	1-2	.500	0-0	.000	0	3	3	3.1	0	8	1	2	4	7	9.4	
Louisville	03/04/2023	*	35:21	2-4	.500	1-1	1.000	0-0	.000	0	0	0	3.0	1	11	0	0	2	5	9.3	
Totals			28	896:11	88-218	.404	26-68	.382	57-72	.792	15	70	85	3.0	47	147	40	15	45	259	9.3

Player Averages

Games Played	Minutes/game	Points/game	FG Pct	3FG Pct	FT Pct	Rebounds/game	Assists/game	Turnovers/game	Assist/Turnover ratio	Steals/game	Blocks/game
28	32.0	9.3	40.4	38.2	79.2	3.0	5.3	1.4	3.7	1.6	0.5



4 ARMAAN FRANKLIN

Senior • Guard • 6-4 • 200
Indianapolis, Ind. • Cathedral • Indiana

2022-23 HIGHLIGHTS

- Scored game-high 21 points (4-7 3FGs) vs. NCCU (11/7/22)
- Set career highs in points (26), free throws (9) and free throw attemps (10) vs. Baylor (11/18/22)
- Scored eight points vs. JMU (12/6/22)
- Scored 10 points vs. Houston (12/17/22)
- Tallied 20 points and career-high two blocked vs. UAlbany (12/28/22)
- Scored 11 points along with a career-high five steals at Georgia Tech (12/31/22)
- Netted 14 points and four rebounds at Pitt (1/3/23)
- Scored team-high 16 points (4-9 3FG) vs. Syracuse (1/7/23)
- Recorded 12 points and career highs in rebounds (9) and blocks (3) vs. UNC (1/10/23)
- Scored game-high 20 points and added team-high seven rebounds at Florida State (1/14/23)
- Tallied 15 points vs. Virginia Tech (1/18/23)
- Scored 25 points and added career-high 10 rebounds for first career double-double at Wake Forest (1/21/23)
- Scored 18 points vs. Boston College (1/28/23)
- Netted 12 points at Syracuse (1/30/23)
- Scored a game-high 23 points vs. Duke (2/11/23)
- Scored 14 points along with five rebounds at Louisville (2/15/23)
- Scored 12 points vs. Notre Dame (2/18/23)
- Tallied 14 points at North Carolina (2/25/23)
- Scored 12 points vs. Clemson (2/28/23)
- Recorded 16 points, five assists and four rebounds vs. Louisville (3/4/23)

FRANKLIN CAREER STATISTICS

SEASON	TEAM	GP-GS	MIN/AVG	Field Goals		3-Point		F-Throws		Rebounds				Scoring						
				FG-FGA	FG%	3FG-3FGA	3FG%	FT-FTA	FT%	OFF	DEF	TOT	AVG	PF-FO	A	TO	BLK	STL	PTS	AVG
2019-20	IND	32-9	441/13.8	39-112	.348	17-64	.266	24-39	.615	2	50	52	1.6	43-0	41	30	3	8	119	3.7
2020-21	IND	22-20	664/30.2	87-203	.429	36-85	.424	40-54	.741	13	78	91	4.1	61-3	47	48	5	26	250	11.4
2021-22	UVa	35-34	1031/29.5	140-357	.392	53-179	.296	57-75	.760	11	86	97	2.8	71-0	49	43	9	35	390	11.1
2022-23	UVa	29-29	866/29.8	126-296	.426	58-150	.387	54-74	.730	18	103	121	4.2	42-0	40	25	10	27	364	12.6
TOTAL FOR UVa		64-63	1896/29.6	266-653	.407	111-329	.337	111-149	.745	29	189	218	3.4	113-0	89	68	19	62	754	11.8
TOTAL		118-92	3001/25.4	392-968	.405	164-478	.343	175-242	.723	44	317	361	3.1	217-3	177	146	27	96	1123	9.5

Single Game Highs


Statistic	Value	
Points	26	vs Baylor 11/18/22
Rebounds	10	at Wake Forest 01/21/23
Assists	8	vs Western Ill. 11/05/19
Steals	5	at Georgia Tech 12/31/22
Blocks	3	vs North Carolina 01/10/23
FG Made	9	at Wake Forest 01/21/23, vs Duke 02/11/23
FG Attempts	21	at Wake Forest 01/21/23
3FG Made	5	7 times
3FG Attempts	13	at Wake Forest 01/21/23
FT Made	9	vs Baylor 11/18/22
FT Attempts	10	vs Baylor 11/18/22

FRANKLIN 2022-23 GAME-BY-GAME

Opponent	Date	GS	MIN	Total		3-Pointers		Free throws		Rebounds				PF	A	TO	BLK	STL	PTS	AVG
				FG-FGA	PCT	3FG-3FGA	PCT	FT-FTA	PCT	OFF	DEF	TOT	AVG							
N.C. Central	11/07/2022	*	34:52	5-9	.556	4-7	.571	7-8	.875	1	3	4	4.0	1	1	0	0	0	21	21.0
Monmouth	11/11/2022	*	18:22	3-6	.500	2-4	.500	0-0	.000	0	3	3	3.5	3	0	2	0	0	8	14.5
vs Baylor	11/18/2022	*	33:26	7-12	.583	3-6	.500	9-10	.900	1	3	4	3.7	2	1	1	0	3	26	18.3
vs Illinois	11/20/2022	*	33:50	4-12	.333	1-5	.200	0-0	.000	0	5	5	4.0	3	0	2	0	2	9	16.0
UMES	11/25/2022	*	27:21	2-6	.333	1-4	.250	0-0	.000	0	4	4	4.0	0	3	0	0	0	5	13.8
at Michigan	11/29/2022	*	25:58	1-6	.167	0-2	.000	0-2	.000	0	4	4	4.0	2	0	1	0	0	2	11.8
Florida St.	12/03/2022	*	21:53	3-7	.429	2-4	.500	1-2	.500	0	2	2	3.7	3	0	3	1	0	9	11.4
James Madison	12/06/2022	*	26:15	3-8	.375	2-5	.400	0-0	.000	0	3	3	3.6	4	2	1	0	1	8	11.0
Houston	12/17/2022	*	24:10	3-6	.500	2-3	.667	2-2	1.000	0	6	6	3.9	1	0	1	0	0	10	10.9
at Miami (FL)	12/20/2022	*	13:04	0-7	.000	0-3	.000	0-0	.000	0	2	2	3.7	0	0	0	1	0	0	9.8
UAlbany	12/28/2022	*	31:08	7-13	.538	3-6	.500	3-3	1.000	1	1	2	3.5	0	0	1	2	0	20	10.7
at Georgia Tech	12/31/2022	*	31:28	3-12	.250	3-9	.333	2-2	1.000	2	1	3	3.5	1	4	0	0	5	11	10.8
at Pittsburgh	01/03/2023	*	30:08	6-12	.500	2-3	.667	0-0	.000	1	3	4	3.5	1	3	0	0	2	14	11.0
Syracuse	01/07/2023	*	33:54	4-11	.364	4-9	.444	4-7	.571	2	4	6	3.7	1	3	1	1	2	16	11.4
North Carolina	01/10/2023	*	36:26	4-13	.308	0-5	.000	4-7	.571	1	8	9	4.1	0	2	1	3	0	12	11.4
at Florida St.	01/14/2023	*	32:56	8-13	.615	4-7	.571	0-0	.000	1	6	7	4.3	2	0	1	0	1	20	11.9
Virginia Tech	01/18/2023	*	32:44	6-9	.667	2-3	.667	1-1	1.000	0	5	5	4.3	1	1	0	0	0	15	12.1
at Wake Forest	01/21/2023	*	37:24	9-21	.429	5-13	.385	2-4	.500	1	9	10	4.6	2	1	0	1	0	25	12.8
Boston College	01/28/2023	*	30:28	6-13	.462	3-7	.429	3-3	1.000	1	6	7	4.7	1	3	3	1	2	18	13.1
at Syracuse	01/30/2023	*	33:50	4-11	.364	3-9	.333	1-2	.500	0	0	0	4.5	2	1	1	0	1	12	13.1
at Virginia Tech	02/04/2023	*	30:38	2-9	.222	1-4	.250	1-3	.333	0	2	2	4.4	2	2	0	0	2	6	12.7
NC State	02/07/2023	*	22:56	0-5	.000	0-1	.000	2-2	1.000	0	2	2	4.3	1	1	0	0	0	2	12.2
Duke	02/11/2023	*	37:16	9-13	.692	3-5	.600	2-5	.400	1	2	3	4.2	0	0	1	0	1	23	12.7
at Louisville	02/15/2023	*	30:48	5-8	.625	1-2	.500	3-4	.750	1	4	5	4.3	2	3	1	0	2	14	12.8
Notre Dame	02/18/2023	*	35:54	4-11	.364	2-7	.286	2-2	1.000	0	4	4	4.2	0	2	0	0	0	12	12.7
at Boston College	02/22/2023	*	28:51	2-10	.200	0-4	.000	0-0	.000	0	3	3	4.2	1	1	1	0	0	4	12.4
at North Carolina	02/25/2023	*	30:49	6-14	.429	1-2	.500	1-1	1.000	2	2	4	4.2	2	1	0	0	1	14	12.4
Clemson	02/28/2023	*	30:06	5-11	.455	2-6	.333	0-0	.000	1	3	4	4.2	1	0	1	0	1	12	12.4
Louisville	03/04/2023	*	28:39	5-8	.625	2-5	.400	4-4	1.000	1	3	4	4.2	3	5	2	0	1	16	12.6
Totals			29	865:33	.426	58-150	.387	54-74	.730	18	103	121	4.2	42	40	25	10	27	364	12.6

Player Averages

Games Played	Minutes/game	Points/game	FG Pct	3FG Pct	FT Pct	Rebounds/game	Assists/game	Turnovers/game	Assist/Turnover ratio	Steals/game	Blocks/game
29	29.8	12.6	42.6	38.7	73.0	4.2	1.4	0.9	1.6	0.9	0.3



5 BEN VANDER PLAS

Graduate Student • Forward • 6-8 • 236
Ripon, Wis. • Ripon • Ohio University

2022-23 HIGHLIGHTS

- Recorded seven points and four rebounds in UVA debut vs. NCCU (11/7/22)
- Tallied 10 points, three rebounds and three assists vs. Monmouth (11/11/22)
- Scored 14 points vs. Baylor (11/18/22)
- Tallied eight points and game-high 10 rebounds vs. Illinois (11/20/22)
- Scored 10 points at Michigan (11/29/22)
- Netted 20 points (4-9 3FG) at Miami (12/20/22)
- Secured his 800th career rebound at Georgia Tech (12/31/22)
- Registered 17 points, eight rebounds and career-high three blocks vs. UNC (1/10/23)
- Netted 15 points along with team-high seven rebounds and three assists at Florida State (1/14/23)
- Recorded 10 points, seven rebounds and three assists vs. Virginia Tech (1/18/23)
- Contributed eight points and seven rebounds at Wake Forest (1/21/23)
- Recorded seven points, six rebounds and six assists at Syracuse (1/30/23)
- Scored 13 points and added four steals vs. Duke (2/11/23)
- Recorded 10 points and 11 rebounds at Louisville (2/15/23)
- Tallied seven points, four rebounds and three steals vs. Louisville (3/4/23)

VANDER PLAS CAREER STATISTICS

SEASON	TEAM	GP-GS	MIN/AVG	Field Goals			3-Point		F-Throws		Rebounds				Scoring					
				FG-FGA	FG%	3FG-3FGA	3FG%	FT-FTA	FT%	OFF	DEF	TOT	AVG	PF-FO	A	TO	BLK	STL	PTS	AVG
2018-19	Ohio	31-1	718/23.2	94-231	.407	50-162	.309	29-41	.707	40	122	162	5.2	55-0	48	33	15	28	267	8.6
2019-20	Ohio	31-31	1022/33.0	183-372	.492	41-137	.299	80-135	.593	39	175	214	6.9	84-2	86	89	21	32	487	15.7
2020-21	Ohio	25-25	845/33.8	114-263	.433	51-146	.349	42-55	.764	19	126	145	5.8	60-1	94	58	15	36	321	12.8
2021-22	Ohio	35-35	1237/35.4	166-362	.459	67-198	.338	98-138	.710	40	197	237	6.8	81-3	107	63	16	62	497	14.2
2022-23	Uva	29-15	719/24.8	77-187	.412	33-109	.303	28-55	.509	28	106	134	4.6	57-0	41	20	11	24	215	7.4
TOTAL FOR Uva		29-15	719/24.8	77-187	.412	33-109	.303	28-55	.509	28	106	134	4.6	57-0	41	20	11	24	215	7.4
TOTAL		151-107	4541/30.1	634-1415	.448	242-752	.322	277-424	.653	166	726	892	5.9	337-6	376	263	78	182	1787	11.8

Single Game Highs


Statistic	Value
Points	30 vs Miami (OH) 02/15/22
Rebounds	13 at Central Mich. 02/16/19, at Western Mich. 01/04/20
Assists	10 vs Central Mich. 02/22/22
Steals	4 11 times
Blocks	3 vs North Carolina 01/10/23
FG Made	11 at Buffalo 01/14/20, vs Toledo 03/12/21
FG Attempts	20 at Buffalo 01/14/20
3FG Made	6 at Akron 03/02/19, vs Kent St. 01/07/22
3FG Attempts	11 at Bowling Green 03/01/22
FT Made	9 vs Miami (OH) 02/15/22, at NIU 03/04/22
FT Attempts	12 vs Central Mich. 03/09/20

VANDER PLAS 2022-23 GAME-BY-GAME

Opponent	Date	GS	MIN	Total		3-Pointers		Free throws		Rebounds				PF		A		TO	BLK	STL	PTS	AVG
				FG-FGA	PCT	3FG-3FGA	PCT	FT-FTA	PCT	OFF	DEF	TOT	AVG	PF	A							
N.C. Central	11/07/2022		22:52	2-5	.400	2-4	.500	1-2	.500	0	4	4	4.0	1	2	0	1	1	7	7.0		
Monmouth	11/11/2022		19:11	3-4	.750	2-3	.667	2-3	.667	0	3	3	3.5	1	3	0	1	0	10	8.5		
vs Baylor	11/18/2022		24:06	4-5	.800	2-3	.667	4-6	.667	0	2	2	3.0	1	1	1	0	1	14	10.3		
vs Illinois	11/20/2022		24:10	0-3	.000	0-3	.000	8-9	.889	2	8	10	4.8	2	2	1	0	0	8	9.8		
UMES	11/25/2022		19:07	1-3	.333	0-0	.000	0-1	.000	3	4	7	5.2	3	2	0	0	1	2	8.2		
at Michigan	11/29/2022		24:23	4-5	.800	1-1	1.000	1-2	.500	0	0	0	4.3	1	1	1	0	0	10	8.5		
Florida St.	12/03/2022		26:36	3-11	.273	1-5	.200	0-0	.000	1	3	4	4.3	2	1	0	1	0	7	8.3		
James Madison	12/06/2022		25:55	1-4	.250	0-3	.000	1-2	.500	0	5	5	4.4	2	1	2	0	0	3	7.6		
Houston	12/17/2022		16:59	0-7	.000	0-6	.000	0-0	.000	0	0	0	3.9	0	1	1	0	0	0	6.8		
at Miami (FL)	12/20/2022		27:18	7-13	.538	4-9	.444	2-3	.667	2	2	4	3.9	3	2	1	0	0	20	8.1		
UAlbany	12/28/2022	*	15:06	1-4	.250	1-4	.250	0-2	.000	1	1	2	3.7	3	1	0	1	0	3	7.6		
at Georgia Tech	12/31/2022		21:04	1-3	.333	0-1	.000	1-2	.500	1	5	6	3.9	0	0	0	0	2	3	7.3		
at Pittsburgh	01/03/2023		21:57	1-4	.250	0-3	.000	0-0	.000	1	0	1	3.7	2	0	0	0	2	2	6.8		
Syracuse	01/07/2023		24:45	2-7	.286	2-6	.333	0-0	.000	0	4	4	3.7	1	1	2	1	1	6	6.8		
North Carolina	01/10/2023		26:38	6-10	.600	3-7	.429	2-3	.667	1	7	8	4.0	2	1	0	3	2	17	7.5		
at Florida St.	01/14/2023	*	34:10	6-11	.545	3-6	.500	0-0	.000	0	7	7	4.2	2	3	1	0	0	15	7.9		
Virginia Tech	01/18/2023	*	29:33	4-11	.364	2-7	.286	0-0	.000	1	6	7	4.4	1	3	1	0	1	10	8.1		
at Wake Forest	01/21/2023	*	28:56	3-7	.429	2-4	.500	0-0	.000	2	5	7	4.5	3	2	2	0	0	8	8.1		
Boston College	01/28/2023	*	17:37	1-4	.250	0-1	.000	0-0	.000	0	3	3	4.4	1	1	1	0	0	2	7.7		
at Syracuse	01/30/2023	*	32:06	3-7	.429	1-2	.500	0-0	.000	2	5	7	4.6	3	6	0	0	0	7	7.7		
at Virginia Tech	02/04/2023	*	28:38	0-4	.000	0-3	.000	0-0	.000	0	5	5	4.6	1	2	0	0	1	0	7.3		
NC State	02/07/2023	*	19:05	2-3	.667	0-1	.000	0-0	.000	1	2	3	4.5	2	0	0	0	0	4	7.2		
Duke	02/11/2023	*	30:24	4-7	.571	0-2	.000	5-11	.455	0	4	4	4.5	4	2	1	1	4	13	7.4		
at Louisville	02/15/2023	*	35:03	4-11	.364	2-8	.250	0-1	.000	3	8	11	4.8	2	0	1	0	1	10	7.5		
Notre Dame	02/18/2023	*	28:35	3-8	.375	2-6	.333	0-0	.000	0	4	4	4.7	3	1	1	1	1	8	7.6		
at Boston College	02/22/2023	*	29:57	3-7	.429	1-3	.333	0-1	.000	1	2	3	4.7	2	1	1	0	0	7	7.5		
at North Carolina	02/25/2023	*	20:59	3-8	.375	2-4	.500	0-2	.000	1	1	2	4.6	3	0	0	0	2	8	7.6		
Clemson	02/28/2023	*	20:44	2-5	.400	0-2	.000	0-4	.000	3	4	7	4.6	2	0	0	0	1	4	7.4		
Louisville	03/04/2023	*	23:18	3-6	.500	0-2	.000	1-1	1.000	2	2	4	4.6	4	1	2	1	3	7	7.4		
Totals		15	719:12	77-187	.412	33-109	.303	28-55	.509	28	106	134	4.6	57	41	20	11	24	215	7.4		

Player Averages

Games Played	Minutes/game	Points/game	FG Pct	3FG Pct	FT Pct	Rebounds/game	Assists/game	Turnovers/game	Assist/Turnover ratio	Steals/game	Blocks/game
29	24.8	7.4	41.2	30.3	50.9	4.6	1.4	0.7	2.1	0.8	0.4



10 TAINÉ MURRAY

Sophomore • Guard • 6-5 • 205
Auckland, N.Z. • Rosmini College

2022-23 HIGHLIGHTS

- Netted seven points in 16 minutes vs. Monmouth (11/11/22)
- Played 12 minutes vs. UMES (11/25/22)
- Played three minutes vs. JMU (12/6/22)
- Scored two points in nine minutes of action at Miami (12/20/22)
- Played four minutes at Georgia Tech (12/31/22)
- Played five minutes vs. Clemson (2/28/23)
- Saw four minutes of action vs. Louisville (3/4/23)

MURRAY CAREER STATISTICS

SEASON	TEAM	GP-GS	MIN	Field Goals		3-Point		F-Throws		Rebounds				Scoring							
				FG-FGA	FG%	3FG-3FGA	3FG%	FT-FTA	FT%	OFF	DEF	TOT	AVG	Pf	Fo	A	To	Blk	Stl	Pts	Avg
2021-22	UVa	19-0	143	7.5	13-33	.394	8-23	.348	4-8	.500	6	11	17	0.9	14-0	2	4	1	2	38	2.0
2022-23	Uva	10-0	71	7.1	4-16	.250	1-11	.091	3-4	.750	0	11	11	1.1	5-0	3	2	2	0	12	1.2
TOTAL		29-0	215	7.4	17-49	.347	9-34	.265	7-12	.583	6	22	28	1.0	19-0	5	6	3	2	50	1.7

Single Game Highs

Statistic	Value	
Points	14	vs Iowa 11/29/21
Rebounds	4	vs UMES 11/25/22
Assists	1	5 times
Steals	1	vs Radford 11/12/21, at NC State 01/22/22
Blocks	1	vs Pittsburgh 12/03/21, vs Monmouth 11/11/22, vs James Madison 12/06/22
FG Made	5	vs Iowa 11/29/21
FG Attempts	7	vs Iowa 11/29/21
3FG Made	4	vs Iowa 11/29/21
3FG Attempts	6	vs Iowa 11/29/21
FT Made	2	at Clemson 01/04/22, vs UAlbany 12/28/22
FT Attempts	2	5 times

MURRAY 2022-23 GAME-BY-GAME

Opponent	Date	GS	MIN	Total		3-Pointers		Free throws		Rebounds				PF	A	TO	BLK	STL	PTS	AVG	
				FG-FGA	PCT	3FG-3FGA	PCT	FT-FTA	PCT	OFF	DEF	TOT	AVG								
N.C. Central	11/07/2022		02:13	0-0	.000	0-0	.000	0-0	.000	0	1	1	1.0	0	0	0	0	0	0	0.0	
Monmouth	11/11/2022		16:04	3-6	.500	1-3	.333	0-0	.000	0	0	0	0.5	2	1	0	1	0	7	3.5	
UMES	11/25/2022		12:04	0-3	.000	0-3	.000	1-2	.500	0	4	4	1.7	2	1	0	0	0	1	2.7	
James Madison	12/06/2022		03:09	0-0	.000	0-0	.000	0-0	.000	0	0	0	1.3	0	1	0	1	0	0	2.0	
at Miami (FL)	12/20/2022		08:54	1-1	1.000	0-0	.000	0-0	.000	0	1	1	1.2	1	0	1	0	0	2	2.0	
UAlbany	12/28/2022		13:15	0-2	.000	0-2	.000	2-2	1.000	0	3	3	1.5	0	0	0	0	0	2	2.0	
at Georgia Tech	12/31/2022		04:09	0-1	.000	0-1	.000	0-0	.000	0	0	0	1.3	0	0	0	0	0	0	1.7	
Boston College	01/28/2023		02:54	0-1	.000	0-1	.000	0-0	.000	0	0	0	1.1	0	0	1	0	0	0	1.5	
Clemson	02/28/2023		04:34	0-2	.000	0-1	.000	0-0	.000	0	2	2	1.2	0	0	0	0	0	0	1.3	
Louisville	03/04/2023		04:05	0-0	.000	0-0	.000	0-0	.000	0	0	0	1.1	0	0	0	0	0	0	1.2	
Totals			0	71:21	4-16	.250	1-11	.091	3-4	.750	0	11	11	1.1	5	3	2	2	0	12	1.2

Player Averages

Games Played	Minutes/game	Points/game	FG Pct	3FG Pct	FT Pct	Rebounds/game	Assists/game	Turnovers/game	Assist/Turnover ratio	Steals/game	Blocks/game
10	7.1	1.2	25.0	9.1	75.0	1.1	0.3	0.2	1.5	0.0	0.2



11 ISAAC MCKNEELY

Freshman • Guard • 6-4 • 179
Poca, W.Va. • Poca

2022-23 HIGHLIGHTS

- Scored three points in collegiate debut vs. NCCU (11/7/22)
- Game-high 15 points (4 of 6 3FG) vs. Monmouth (11/11/22)
- Tallied six points and three rebounds vs. UMES (11/25/22)
- Scored four points vs. JMU (12/6/22)
- Netted nine points (2 of 5 3FG) vs. Houston (12/17/22)
- Scored nine points (3 of 5 3FG) along with four rebounds at Georgia Tech (12/31/22)
- Drilled a pair of 3-pointers at Pitt (1/3/23)
- Scored 12 points on four 3-pointers vs. Syracuse (1/7/23)
- Scored 11 points (3-4 3FG) vs. UNC (1/10/23)
- Tallied seven points vs. Virginia Tech (1/18/23)
- Scored 11 points (3-6 3FG) at Wake Forest (1/21/23)
- Recorded 12 points and four rebounds vs. Boston College (1/28/23)
- Scored six points along with four rebounds at Syracuse (1/30/23)
- Scored eight points (2-2 3FG) at Virginia Tech (2/4/23)
- Netted eight points (2-5 3FG) vs. NC State (2/7/23)
- Scored six points (2-3 3FG) at Louisville (2/15/23)
- Tallied 12 points (4-6 FG, 3-3 FT) vs. Clemson (2/28/23)

MCKNEELY CAREER STATISTICS

SEASON TEAM	GP-GS	MIN	AVG	Field Goals		3-Point		F-Throws		Rebounds				Scoring						
				FG-FGA	FG%	3FG-3FGA	3FG%	FT-FTA	FT%	OFF	DEF	TOT	AVG	PFFO	A	TO	BLK	STL	PTS	AVG
2022-23 UVa	29-1	624	21.5	66-159	.415	44-112	.393	15-21	.714	7	59	66	2.3	35-0	22	21	4	12	191	6.6
TOTAL	29-1	624	21.5	66-159	.415	44-112	.393	15-21	.714	7	59	66	2.3	35-0	22	21	4	12	191	6.6

Single Game Highs


Statistic	Value	
Points	15	vs Monmouth 11/11/22
Rebounds	6	at North Carolina 02/25/23
Assists	3	at Miami (FL) 12/20/22, at Wake Forest 01/21/23
Steals	1	12 times
Blocks	2	vs NC State 02/07/23
FG Made	5	vs Monmouth 11/11/22, vs Boston College 01/28/23
FG Attempts	9	at Miami (FL) 12/20/22
3FG Made	4	vs Monmouth 11/11/22, vs Syracuse 01/07/23
3FG Attempts	7	at Miami (FL) 12/20/22, vs Syracuse 01/07/23, at Boston College 02/22/23
FT Made	3	vs Clemson 02/28/23
FT Attempts	3	vs Monmouth 11/11/22, vs Clemson 02/28/23

MCKNEELY 2022-23 GAME-BY-GAME

Opponent	Date	GS	MIN	Total		3-Pointers		Free throws		Rebounds				PF	A	TO	BLK	STL	PTS	AVG
				FG-FGA	PCT	3FG-3FGA	PCT	FT-FTA	PCT	OFF	DEF	TOT	AVG							
N.C. Central	11/07/2022		22:42	1-4	.250	1-4	.250	0-0	.000	0	1	1	1.0	1	0	1	1	0	3	3.0
Monmouth	11/11/2022		27:36	5-8	.625	4-6	.667	1-3	.333	0	2	2	1.5	0	1	0	0	0	15	9.0
vs Baylor	11/18/2022		11:13	0-1	.000	0-0	.000	0-0	.000	0	0	0	1.0	1	2	0	0	0	0	6.0
vs Illinois	11/20/2022		15:03	1-3	.333	1-2	.500	0-0	.000	0	0	0	0.8	1	0	0	0	0	3	5.3
UMES	11/25/2022		11:59	2-6	.333	2-4	.500	0-0	.000	0	3	3	1.2	2	0	1	0	0	6	5.4
at Michigan	11/29/2022		09:39	0-1	.000	0-1	.000	0-0	.000	0	0	0	1.0	1	0	1	0	0	0	4.5
Florida St.	12/03/2022		18:44	1-5	.200	1-4	.250	1-2	.500	2	3	5	1.6	0	0	2	0	1	4	4.4
James Madison	12/06/2022		25:57	1-6	.167	1-5	.200	1-2	.500	1	1	2	1.6	0	1	1	0	1	4	4.4
Houston	12/17/2022		24:46	3-6	.500	2-5	.400	1-1	1.000	0	2	2	1.7	1	0	0	0	0	9	4.9
at Miami (FL)	12/20/2022		30:43	1-9	.111	1-7	.143	2-2	1.000	0	5	5	2.0	1	3	2	0	1	5	4.9
UAlbany	12/28/2022	*	27:56	2-7	.286	0-3	.000	1-1	1.000	0	3	3	2.1	2	2	1	0	1	5	4.9
at Georgia Tech	12/31/2022		24:28	3-5	.600	3-5	.600	0-0	.000	1	3	4	2.3	2	2	3	0	0	9	5.3
at Pittsburgh	01/03/2023		22:52	2-5	.400	2-5	.400	0-0	.000	0	0	0	2.1	2	0	0	0	1	6	5.3
Syracuse	01/07/2023		22:24	4-7	.571	4-7	.571	0-0	.000	0	3	3	2.1	2	0	1	0	1	12	5.8
North Carolina	01/10/2023		21:00	4-5	.800	3-4	.750	0-0	.000	0	1	1	2.1	1	1	0	0	0	11	6.1
at Florida St.	01/14/2023		19:29	1-5	.200	1-2	.500	0-0	.000	0	0	0	1.9	0	1	0	0	1	3	5.9
Virginia Tech	01/18/2023		16:47	2-3	.667	1-2	.500	2-2	1.000	0	1	1	1.9	2	1	0	0	0	7	6.0
at Wake Forest	01/21/2023		23:01	3-8	.375	3-6	.500	2-2	1.000	0	2	2	1.9	3	3	0	1	1	11	6.3
Boston College	01/28/2023		24:29	5-8	.625	2-4	.500	0-0	.000	0	4	4	2.0	1	0	0	0	0	12	6.6
at Syracuse	01/30/2023		17:52	2-4	.500	2-4	.500	0-0	.000	0	4	4	2.1	0	0	2	0	0	6	6.6
at Virginia Tech	02/04/2023		22:22	3-4	.750	2-2	1.000	0-0	.000	0	4	4	2.2	1	0	1	0	0	8	6.6
NC State	02/07/2023		28:11	3-7	.429	2-5	.400	0-0	.000	1	3	4	2.3	1	2	0	2	1	8	6.7
Duke	02/11/2023		22:14	2-7	.286	0-3	.000	0-1	.000	0	0	0	2.2	0	0	2	0	1	4	6.6
at Louisville	02/15/2023		27:25	3-4	.750	2-3	.667	0-0	.000	0	1	1	2.1	2	2	1	0	0	8	6.6
Notre Dame	02/18/2023		20:29	1-5	.200	0-3	.000	1-1	1.000	1	3	4	2.2	1	0	0	0	0	3	6.5
at Boston College	02/22/2023		25:08	2-8	.250	2-7	.286	0-0	.000	1	3	4	2.3	2	0	1	0	1	6	6.5
at North Carolina	02/25/2023		25:13	2-6	.333	0-3	.000	0-0	.000	0	6	6	2.4	3	0	0	0	0	4	6.4
Clemson	02/28/2023		16:25	4-6	.667	1-2	.500	3-3	1.000	0	1	1	2.4	1	0	1	0	0	12	6.6
Louisville	03/04/2023		17:48	3-6	.500	1-4	.250	0-1	.000	0	0	0	2.3	1	1	0	0	1	7	6.6
Totals		1	623:55	66-159	.415	44-112	.393	15-21	.714	7	59	66	2.3	35	22	21	4	12	191	6.6

Player Averages

Games Played	Minutes/game	Points/game	FG Pct	3FG Pct	FT Pct	Rebounds/game	Assists/game	Turnovers/game	Assist/Turnover ratio	Steals/game	Blocks/game
29	21.5	6.6	41.5	39.3	71.4	2.3	0.8	0.7	1.0	0.4	0.1



12 CHASE COLEMAN

Senior • Guard • 5-10 • 165
Norfolk, Va. • Maury

2022-23 HIGHLIGHTS

- Dished two assists in nine minutes vs. Monmouth (11/11/22)
- Scored three points in five minutes of action vs. UMES (11/25/22)
- Played five minutes vs. UAlbany (12/28/22)
- Made 1 of 2 free throws in three minutes at Georgia Tech (12/31/22)
- Saw action vs. Boston College (1/28/23)
- Drilled 3-pointer off the bench on Senior Day vs. Louisville (3/4/23)

COLEMAN CAREER STATISTICS

SEASON	TEAM	GP-GS	MIN	Field Goals		3-Point		F-Throws		Rebounds				Scoring							
				FG-FGA	FG%	3FG-3FGA	3FG%	FT-FTA	FT%	OFF	DEF	TOT	AVG	PF	FO	A	TO	BLK	STL	PTS	AVG
2019-20	UVa	17-0	87	5-18	.278	2-8	.250	0-0	.000	0	8	8	0.5	9	0	4	7	0	5	12	0.7
2020-21	UVa	5-0	7	1-1	1.000	0-0	.000	0-0	.000	0	1	1	0.2	1	0	0	0	0	0	2	0.4
2021-22	UVa	4-0	7	1-2	.500	0-1	.000	0-0	.000	0	0	0	0.0	0	0	2	0	1	2	0.5	
2022-23	UVa	6-0	25	2-7	.286	2-5	.400	1-3	.333	0	0	0	0.0	3	0	4	2	0	0	7	1.2
TOTAL		32-0	126/3.9	9-28	.321	4-14	.286	1-3	.333	0	9	9	0.3	13-0	8	11	0	6	23	0.7	

Single Game Highs

Statistic	Value
Points	3 4 times
Rebounds	2 vs Massachusetts 11/23/19
Assists	2 vs Monmouth 11/11/22
Steals	1 6 times
FG Made	1 9 times
FG Attempts	3 vs James Madison 11/10/19, vs Arizona St. 11/24/19
3FG Made	1 4 times
3FG Attempts	2 at Boston College 01/07/20, vs Arizona St. 11/24/19
FT Made	1 at Georgia Tech 12/31/22
FT Attempts	2 at Georgia Tech 12/31/22

COLEMAN 2022-23 GAME-BY-GAME

Opponent	Date	GS	MIN	Total		3-Pointers		Free throws		Rebounds				PF	A	TO	BLK	STL	PTS	AVG
				FG-FGA	PCT	3FG-3FGA	PCT	FT-FTA	PCT	OFF	DEF	TOT	AVG							
Monmouth	11/11/2022		08:30	0-1	.000	0-1	.000	0-1	.000	0	0	0	0.0	1	2	1	0	0	0	0.0
UMES	11/25/2022		04:42	1-2	.500	1-1	1.000	0-0	.000	0	0	0	0.0	0	1	1	0	0	3	1.5
UAlbany	12/28/2022		05:10	0-2	.000	0-1	.000	0-0	.000	0	0	0	0.0	0	1	0	0	0	0	1.0
at Georgia Tech	12/31/2022		02:34	0-0	.000	0-0	.000	1-2	.500	0	0	0	0.0	1	0	0	0	0	1	1.0
Boston College	01/28/2023		02:54	0-1	.000	0-1	.000	0-0	.000	0	0	0	0.0	1	0	0	0	0	0	0.8
Louisville	03/04/2023		00:47	1-1	1.000	1-1	1.000	0-0	.000	0	0	0	0.0	0	0	0	0	0	3	1.2
Totals			0 24:37	2-7	.286	2-5	.400	1-3	.333	0	0	0	0.0	3	4	2	0	0	7	1.2

Player Averages

Games Played	Minutes/game	Points/game	FG Pct	3FG Pct	FT Pct	Rebounds/game	Assists/game	Turnovers/game	Assist/Turnover ratio	Steals/game	Blocks/game
6	4.1	1.2	28.6	40.0	33.3	0.0	0.7	0.3	2.0	0.0	0.0



13 RYAN DUNN

Freshman • Guard • 6-8 • 208
Freeport, N.Y. • Perkiomen School

2022-23 HIGHLIGHTS

- Tallied 13 points, six rebounds, three blocks and two steals in collegiate debut vs. Monmouth (11/11/22)
- Played 12 minutes vs. UMES (11/25/22)
- Scored four points (4 of 4 FT) and had five rebounds in 15 minutes vs. FSU (12/3/22)
- Recorded four points, five rebounds and three blocks in 18 minutes vs. JMU (12/6/22)
- Registered two points, three rebounds and one block at Georgia Tech (12/31/22)
- Tallied nine points, four rebounds and three blocks at Florida State (1/14/23)
- Recorded three points, three rebounds and three blocks vs. Virginia Tech (1/18/23)
- Tallied career highs in rebounds (8) and minutes (30) at Wake Forest (1/21/28)
- Chipped in six points, four rebounds, two steals and one block vs. Boston College (1/28/23)
- Blocked two shots at Virginia Tech (2/4/23)
- Registered four rebounds and two blocks at Boston College (2/22/23)
- Recorded 10 points, five rebounds, one steal and one block vs. Clemson (2/28/23)
- Collected nine points and three rebounds vs. Louisville (3/4/23)

DUNN CAREER STATISTICS

SEASON	TEAM	GP-GS	MIN	AVG	Field Goals		3-Point		F-Throws		Rebounds				Scoring						
					FG-FGA	FG%	3FG-3FGA	3FG%	FT-FTA	FT%	OFF	DEF	TOT	AVG	PF-FO	A	TO	BLK	STL	PTS	AVG
2022-23	UVa	27-0	337	12.5	30-55	.545	5-15	.333	11-20	.550	18	57	75	2.8	30-0	7	13	27	11	76	2.8
TOTAL		27-0	337	12.5	30-55	.545	5-15	.333	11-20	.550	18	57	75	2.8	30-0	7	13	27	11	76	2.8

Single Game Highs

Statistic	Value	
Points	13	vs Monmouth 11/11/22
Rebounds	8	at Wake Forest 01/21/23
Assists	2	vs Monmouth 11/11/22
Steals	2	4 times
Blocks	3	4 times
FG Made	5	vs Monmouth 11/11/22
FG Attempts	7	at Florida St. 01/14/23
3FG Made	1	5 times
3FG Attempts	3	vs Virginia Tech 01/18/23
FT Made	4	vs Florida St. 12/03/22
FT Attempts	4	vs Monmouth 11/11/22, vs Florida St. 12/03/22, vs Clemson 02/28/23

DUNN 2022-23 GAME-BY-GAME

Opponent	Date	GS	MIN	Total		3-Pointers		Free throws		Rebounds				PF		A		TO		BLK		STL		PTS		AVG	
				FG-FGA	PCT	3FG-3FGA	PCT	FT-FTA	PCT	OFF	DEF	TOT	AVG														
Monmouth	11/11/2022		26:42	5-6	.833	1-1	1.000	2-4	.500	1	5	6	6.0	3	2	0	3	2	13	13.0							
vs Baylor	11/18/2022		06:34	1-2	.500	1-1	1.000	0-1	.000	0	0	0	3.0	1	0	0	0	0	3	8.0							
vs Illinois	11/20/2022		03:22	0-0	.000	0-0	.000	0-0	.000	0	1	1	2.3	0	0	0	0	0	0	5.3							
UMES	11/25/2022		11:43	0-2	.000	0-1	.000	0-0	.000	0	0	0	1.8	0	0	1	1	0	0	4.0							
at Michigan	11/29/2022		04:34	0-0	.000	0-0	.000	0-0	.000	0	1	1	1.6	0	0	0	0	0	0	3.2							
Florida St.	12/03/2022		15:05	0-0	.000	0-0	.000	4-4	1.000	0	5	5	2.2	3	0	0	1	0	4	3.3							
James Madison	12/06/2022		18:40	2-5	.400	0-2	.000	0-0	.000	0	5	5	2.6	3	0	0	3	0	4	3.4							
Houston	12/17/2022		03:08	0-0	.000	0-0	.000	0-0	.000	0	1	1	2.4	0	0	0	0	0	0	3.0							
at Miami (FL)	12/20/2022		16:28	0-2	.000	0-0	.000	0-0	.000	1	1	2	2.3	1	0	0	1	0	0	2.7							
UAlbany	12/28/2022		18:02	1-2	.500	0-1	.000	0-0	.000	0	3	3	2.4	1	0	2	1	0	2	2.6							
at Georgia Tech	12/31/2022		11:44	1-1	1.000	0-0	.000	0-0	.000	1	2	3	2.5	0	1	1	1	0	2	2.5							
at Pittsburgh	01/03/2023		04:55	0-1	.000	0-0	.000	0-0	.000	1	1	2	2.4	2	0	1	0	0	0	2.3							
North Carolina	01/10/2023		01:27	0-0	.000	0-0	.000	0-0	.000	0	2	2	2.4	0	0	0	0	0	0	2.2							
at Florida St.	01/14/2023		16:57	4-7	.571	1-2	.500	0-0	.000	3	1	4	2.5	2	0	0	3	0	9	2.6							
Virginia Tech	01/18/2023		24:24	1-4	.250	0-3	.000	1-1	1.000	1	2	3	2.5	1	1	1	3	2	3	2.7							
at Wake Forest	01/21/2023		30:11	2-3	.667	1-2	.500	0-0	.000	2	6	8	2.9	4	1	2	1	0	5	2.8							
Boston College	01/28/2023		15:45	3-3	1.000	0-0	.000	0-0	.000	1	3	4	2.9	1	1	1	1	2	6	3.0							
at Syracuse	01/30/2023		08:28	1-4	.250	0-0	.000	0-0	.000	1	1	2	2.9	2	0	1	0	0	2	2.9							
at Virginia Tech	02/04/2023		10:05	1-1	1.000	0-0	.000	0-0	.000	0	2	2	2.8	0	0	0	2	1	2	2.9							
NC State	02/07/2023		02:12	0-0	.000	0-0	.000	0-0	.000	0	0	0	2.7	0	0	1	0	0	0	2.8							
Duke	02/11/2023		15:52	1-1	1.000	0-0	.000	0-0	.000	0	3	3	2.7	0	0	1	1	0	2	2.7							
at Louisville	02/15/2023		06:04	0-0	.000	0-0	.000	0-2	.000	1	2	3	2.7	2	1	0	0	0	0	2.6							
Notre Dame	02/18/2023		10:03	0-1	.000	0-1	.000	0-0	.000	0	1	1	2.7	1	0	0	0	2	0	2.5							
at Boston College	02/22/2023		08:10	0-0	.000	0-0	.000	0-2	.000	0	4	4	2.7	0	0	0	2	0	0	2.4							
at North Carolina	02/25/2023		09:60	0-2	.000	0-0	.000	0-0	.000	1	1	2	2.7	0	0	0	1	1	0	2.3							
Clemson	02/28/2023		17:37	3-3	1.000	1-1	1.000	3-4	.750	3	2	5	2.8	2	0	1	1	1	10	2.6							
Louisville	03/04/2023		19:14	4-5	.800	0-0	.000	1-2	.500	1	2	3	2.8	1	0	0	1	0	9	2.8							
Totals		0	337:26	30-55	.545	5-15	.333	11-20	.550	18	57	75	2.8	30	7	13	27	11	76	2.8							

Player Averages

Games Played	Minutes/game	Points/game	FG Pct	3FG Pct	FT Pct	Rebounds/game	Assists/game	Turnovers/game	Assist/Turnover ratio	Steals/game	Blocks/game
27	12.5	2.8	54.5	33.3	55.0	2.8	0.3	0.5	0.5	0.4	1.0



21 KADIN SHEDRICK

RS Junior • Forward • 6-11 • 231
Holly Springs, N.C. • Holly Springs

2022-23 HIGHLIGHTS

- Tallied 10 points, seven rebounds, two steals and two blocks vs. NCCU (11/7/22)
- Scored nine points along with a game-high seven rebounds vs. Monmouth (11/11/22)
- Registered 17 points and two blocks vs. Baylor (11/18/22)
- Recorded 13 points (4-4 FG, 5-5 FT), three steals and two blocks vs. UMES (11/25/22)
- Tallied 12 points (5-6 FG) and two steals at Michigan (11/29/22)
- Blocked four shots vs. FSU (12/3/22) and JMU (12/6/22)
- Scored team-high 16 points vs. Houston (12/17/22)
- Netted eight points and six rebounds vs. Albany (12/28/22)
- Had 11 points, four rebounds and two blocks at Georgia Tech (12/31/22)
- Reached double figures with 10 points at Pitt (1/3/23)
- Posted 10 points, seven rebounds, four blocks and three steals vs. Syracuse (1/7/23)
- Recorded 10 points and six rebounds vs. NC State (2/7/23)

SHEDRICK CAREER STATISTICS

SEASON TEAM	GP-GS	MIN/AVG	Field Goals		3-Point		F-Throws		Rebounds				Scoring						
			FG-FGA	FG%	3FG-3FGA	3FG%	FT-FTA	FT%	OFF	DEF	TOT	AVG	PF-FO	A	TO	BLK	STL	PTS	AVG
2020-21 UVa	11-0	87/7.9	11-21	.524	0-1	.000	6-9	.667	12	12	24	2.2	14-0	3	6	4	2	28	2.5
2021-22 UVa	35-19	727/20.8	91-142	.641	0-1	.000	61-86	.709	55	123	178	5.1	97-2	8	31	67	20	243	6.9
2022-23 UVa	26-14	442/17.0	55-83	.663	1-4	.250	44-56	.786	28	59	87	3.3	62-2	16	18	32	23	155	6.0
TOTAL	72-33	1256/17.4	157-246	.638	1-6	.167	111-151	.735	95	194	289	4.0	173-4	27	55	103	45	426	5.9

Single Game Highs

Statistic	Value	
Points	20	at Louisville 03/05/22
Rebounds	13	at Miami (FL) 02/19/22
Assists	2	4 times
Steals	3	4 times
Blocks	6	vs Clemson 12/22/21
FG Made	8	at Duke 02/07/22, at Louisville 03/05/22
FG Attempts	9	at Louisville 03/05/22
3FG Made	1	at Michigan 11/29/22
3FG Attempts	1	6 times
FT Made	10	vs Radford 11/12/21
FT Attempts	10	vs Radford 11/12/21

SHEDRICK 2022-23 GAME-BY-GAME

Opponent	Date	GS	MIN	Total		3-Pointers		Free throws		Rebounds				PF				PTS	AVG	
				FG-FGA	PCT	3FG-3FGA	PCT	FT-FTA	PCT	OFF	DEF	TOT	AVG	PF	A	TO	BLK			STL
N.C. Central	11/07/2022	*	27:15	3-6	.500	0-1	.000	4-4	1.000	2	5	7	7.0	3	2	0	2	2	10	10.0
Monmouth	11/11/2022	*	20:54	2-4	.500	0-0	.000	5-6	.833	2	5	7	7.0	2	0	1	1	3	9	9.5
vs Baylor	11/18/2022	*	32:16	6-6	1.000	0-0	.000	5-7	.714	0	3	3	5.7	5	1	2	2	2	17	12.0
vs Illinois	11/20/2022	*	19:21	2-3	.667	0-0	.000	3-4	.750	1	5	6	5.8	2	1	2	1	0	7	10.8
UMES	11/25/2022	*	17:01	4-4	1.000	0-0	.000	5-5	1.000	3	0	3	5.2	0	1	1	2	3	13	11.2
at Michigan	11/29/2022	*	22:14	5-6	.833	1-1	1.000	1-3	.333	0	1	1	4.5	5	0	0	0	2	12	11.3
Florida St.	12/03/2022	*	23:50	1-3	.333	0-0	.000	1-2	.500	2	4	6	4.7	4	0	0	4	0	3	10.1
James Madison	12/06/2022	*	24:59	1-3	.333	0-1	.000	0-0	.000	0	5	5	4.8	2	1	1	4	1	2	9.1
Houston	12/17/2022	*	28:49	7-8	.875	0-0	.000	2-2	1.000	2	1	3	4.6	3	1	1	1	0	16	9.9
at Miami (FL)	12/20/2022	*	10:43	1-2	.500	0-0	.000	0-0	.000	0	1	1	4.2	2	0	1	1	0	2	9.1
UAlbany	12/28/2022	*	22:00	3-6	.500	0-0	.000	2-2	1.000	1	5	6	4.4	1	1	0	1	1	8	9.0
at Georgia Tech	12/31/2022	*	16:53	3-4	.750	0-0	.000	5-5	1.000	2	2	4	4.3	4	1	1	2	1	11	9.2
at Pittsburgh	01/03/2023	*	26:36	4-5	.800	0-0	.000	2-2	1.000	2	2	4	4.3	3	2	3	1	0	10	9.2
Syracuse	01/07/2023	*	23:29	4-6	.667	0-0	.000	3-4	.750	3	4	7	4.5	4	0	1	4	3	11	9.4
North Carolina	01/10/2023	*	17:51	1-2	.500	0-0	.000	0-0	.000	2	0	2	4.3	2	0	1	1	0	2	8.9
at Florida St.	01/14/2023	*	05:10	0-0	.000	0-0	.000	0-0	.000	0	1	1	4.1	1	0	0	0	1	0	8.3
Virginia Tech	01/18/2023	*	04:20	0-0	.000	0-0	.000	0-0	.000	0	1	1	3.9	0	0	0	0	1	0	7.8
at Wake Forest	01/21/2023	*	02:56	0-0	.000	0-0	.000	0-0	.000	0	0	0	3.7	0	1	0	0	0	0	7.4
Boston College	01/28/2023	*	14:42	1-2	.500	0-1	.000	0-0	.000	1	1	2	3.6	4	1	0	1	1	2	7.1
at Syracuse	01/30/2023	*	10:58	2-2	1.000	0-0	.000	0-0	.000	0	1	1	3.5	3	0	0	0	1	4	7.0
NC State	02/07/2023	*	26:30	3-5	.600	0-0	.000	4-6	.667	0	6	6	3.6	3	0	0	1	0	10	7.1
Duke	02/11/2023	*	07:11	0-0	.000	0-0	.000	1-2	.500	1	0	1	3.5	4	1	1	1	0	1	6.8
at Louisville	02/15/2023	*	08:17	1-2	.500	0-0	.000	0-0	.000	0	2	2	3.4	0	1	0	1	0	2	6.6
Notre Dame	02/18/2023	*	10:04	0-0	.000	0-0	.000	0-0	.000	1	2	3	3.4	3	0	0	0	1	0	6.3
at Boston College	02/22/2023	*	10:40	1-3	.333	0-0	.000	0-0	.000	3	2	5	3.5	1	0	1	1	0	2	6.2
at North Carolina	02/25/2023	*	07:05	0-1	.000	0-0	.000	1-2	.500	0	0	0	3.3	1	1	1	0	0	1	6.0
Totals		14	442:04	55-83	.663	1-4	.250	44-56	.786	28	59	87	3.3	62	16	18	32	23	155	6.0

Player Averages

Games Played	Minutes/game	Points/game	FG Pct	3FG Pct	FT Pct	Rebounds/game	Assists/game	Turnovers/game	Assist/Turnover ratio	Steals/game	Blocks/game
26	17.0	6.0	66.3	25.0	78.6	3.3	0.6	0.7	0.9	0.9	1.2



22 FRANCISCO CAFFARO

RS Senior • Center • 7-1 • 254
 Santa Fe, Argentina • NBA Global Academy

2022-23 HIGHLIGHTS

- Tallied 10 points and four rebounds vs. NCCU (11/7/22)
- Missed Monmouth game due to participation with Argentina National Team at World Cup qualifier in the Dominican Republic on Nov. 10
- Scored nine points along with six rebounds for Argentina in a World Cup qualifier vs. the Dominican Republic on Nov. 10
- Recorded four points and two rebounds at Miami (12/20/22)
- Missed the Pitt game (1/3/23) with a foot injury
- Scored two points and added three rebounds vs. Clemson (2/28/23)
- Collected six points, one rebound and one steal vs. Louisville (3/4/23)

CAFFARO CAREER STATISTICS

SEASON	TEAM	GP-GS	MIN	Field Goals			3-Point		F-Throws		Rebounds				Scoring					
				FG-FGA	FG%	3FG-3FGA	3FG%	FT-FTA	FT%	OFF	DEF	TOT	AVG	PF-FO	A	TO	BLK	STL	PTS	AVG
2019-20	UVa	20-2	150/7.5	9-17	.529	0-0	.000	10-15	.667	10	14	24	1.2	24-0	0	9	5	2	28	1.4
2020-21	UVa	17-0	117/6.9	6-12	.500	0-0	.000	8-10	.800	9	12	21	1.2	16-0	2	7	1	0	20	1.2
2021-22	UVa	35-16	620/17.7	55-105	.524	0-0	.000	41-68	.603	55	107	162	4.6	79-3	8	32	11	7	151	4.3
2022-23	UVa	17-0	129/7.6	11-15	.733	0-0	.000	10-16	.625	12	17	29	1.7	25-0	2	8	1	1	32	1.9
TOTAL		89-18	1016/11.4	81-149	.544	0-0	.000	69-109	.633	86	150	236	2.7	144-3	12	56	18	10	231	2.6

Single Game Highs

Statistic	Value	
Points	16	vs Virginia Tech 01/12/22
Rebounds	12	at Notre Dame 01/29/22
Assists	1	12 times
Steals	2	at Notre Dame 01/29/22
Blocks	2	vs Fairleigh Dickinson 12/18/21, vs Florida St. 02/26/22
FG Made	5	vs Virginia Tech 01/12/22, at Notre Dame 01/29/22
FG Attempts	9	vs Wake Forest 01/15/22, at Notre Dame 01/29/22
FT Made	6	vs Virginia Tech 01/12/22
FT Attempts	10	vs Virginia Tech 01/12/22

CAFFARO 2022-23 GAME-BY-GAME

Opponent	Date	GS	MIN	Total		3-Pointers		Free throws		Rebounds				PF	A	TO	BLK	STL	PTS	AVG	
				FG-FGA	PCT	3FG-3FGA	PCT	FT-FTA	PCT	OFF	DEF	TOT	AVG								
N.C. Central	11/07/2022		10:12	3-3	1.000	0-0	.000	4-5	.800	1	3	4	4.0	2	1	0	0	0	10	10.0	
vs Baylor	11/18/2022		06:18	1-1	1.000	0-0	.000	0-0	.000	2	0	2	3.0	2	0	0	0	0	2	6.0	
vs Illinois	11/20/2022		09:43	1-1	1.000	0-0	.000	0-0	.000	1	1	2	2.7	2	0	1	1	0	2	4.7	
UMES	11/25/2022		11:53	1-1	1.000	0-0	.000	0-0	.000	1	1	2	2.5	1	0	1	0	0	2	4.0	
at Michigan	11/29/2022		03:57	0-1	.000	0-0	.000	0-0	.000	0	0	0	2.0	3	0	1	0	0	0	3.2	
Florida St.	12/03/2022		03:48	0-0	.000	0-0	.000	0-0	.000	1	1	2	2.0	0	0	0	0	0	0	2.7	
at Miami (FL)	12/20/2022		07:53	1-1	1.000	0-0	.000	2-2	1.000	1	1	2	2.0	2	0	1	0	0	4	2.9	
UAlbany	12/28/2022		13:27	1-1	1.000	0-0	.000	0-5	.000	0	2	2	2.0	1	0	1	0	0	2	2.8	
at Georgia Tech	12/31/2022		05:46	0-1	.000	0-0	.000	0-0	.000	0	0	0	1.8	1	0	0	0	0	0	2.4	
Syracuse	01/07/2023		04:52	0-1	.000	0-0	.000	0-0	.000	0	2	2	1.8	1	0	1	0	0	0	2.2	
North Carolina	01/10/2023		05:18	0-0	.000	0-0	.000	0-0	.000	1	2	3	1.9	2	0	0	0	0	0	2.0	
at Wake Forest	01/21/2023		04:27	1-1	1.000	0-0	.000	0-0	.000	1	0	1	1.8	0	0	0	0	0	2	2.0	
Boston College	01/28/2023		07:19	0-0	.000	0-0	.000	0-0	.000	0	1	1	1.8	0	0	0	0	0	0	1.8	
at Virginia Tech	02/04/2023		05:19	0-1	.000	0-0	.000	0-0	.000	1	0	1	1.7	1	0	0	0	0	0	1.7	
Duke	02/11/2023		11:01	0-0	.000	0-0	.000	0-0	.000	0	1	1	1.7	2	0	0	0	0	0	1.6	
Clemson	02/28/2023		08:32	0-0	.000	0-0	.000	2-2	1.000	1	2	3	1.8	4	1	2	0	0	2	1.6	
Louisville	03/04/2023		09:38	2-2	1.000	0-0	.000	2-2	1.000	1	0	1	1.7	1	0	0	0	1	6	1.9	
Totals			0	129:23	11-15	.733	0-0	.000	10-16	.625	12	17	29	1.7	25	2	8	1	1	32	1.9

Player Averages

Games Played	Minutes/game	Points/game	FG Pct	3FG Pct	FT Pct	Rebounds/game	Assists/game	Turnovers/game	Assist/Turnover ratio	Steals/game	Blocks/game
17	7.6	1.9	73.3	0.0	62.5	1.7	0.1	0.5	0.3	0.1	0.1



24 TRISTAN HOW

Junior • Forward • 6-7 • 202
Virginia Beach, Va. • Norfolk Collegiate

2022-23 HIGHLIGHTS

- Scored three points along with three rebounds in collegiate debut vs. Monmouth (11/11/22)
- Totaled three rebounds in three minutes at Georgia Tech (12/31/22)
- Saw action vs. Boston College (1/28/23) and Louisville (3/4/23)

HOW CAREER STATISTICS

				Field Goals		3-Point		F-Throws		Rebounds				Scoring						
SEASON	TEAM	GP-GS	MIN/AVG	FG-FGA	FG%	3FG-3FGA	3FG%	FT-FTA	FT%	OFF	DEF	TOT	AVG	PF-FO	A	TO	BLK	STL	PTS	AVG
2022-23	UVa	4-0	10/2.5	1-4	.250	0-0	.000	1-4	.250	3	4	7	1.8	2-0	0	0	0	0	3	0.8
TOTAL		4-0	10/2.5	1-4	.250	0-0	.000	1-4	.250	3	4	7	1.8	2-0	0	0	0	0	3	0.8

Single Game Highs

Statistic	Value
Points	3 vs Monmouth 11/11/22
Rebounds	3 vs Monmouth 11/11/22, at Georgia Tech 12/31/22
FG Made	1 vs Monmouth 11/11/22
FG Attempts	3 at Georgia Tech 12/31/22
FT Made	1 vs Monmouth 11/11/22
FT Attempts	2 vs Monmouth 11/11/22, at Georgia Tech 12/31/22

HOW 2022-23 GAME-BY-GAME

Opponent	Date	GS	MIN	Total		3-Pointers		Free throws		Rebounds				Scoring						
				FG-FGA	PCT	3FG-3FGA	PCT	FT-FTA	PCT	OFF	DEF	TOT	AVG	PF	A	TO	BLK	STL	PTS	AVG
Monmouth	11/11/2022		05:02	1-1	1.000	0-0	.000	1-2	.500	1	2	3	3.0	1	0	0	0	0	3	3.0
at Georgia Tech	12/31/2022		02:34	0-3	.000	0-0	.000	0-2	.000	2	1	3	3.0	1	0	0	0	0	0	1.5
Boston College	01/28/2023		01:39	0-0	.000	0-0	.000	0-0	.000	0	1	1	2.3	0	0	0	0	0	0	1.0
Louisville	03/04/2023		00:36	0-0	.000	0-0	.000	0-0	.000	0	0	0	1.8	0	0	0	0	0	0	0.8
Totals		0	09:51	1-4	.250	0-0	.000	1-4	.250	3	4	7	1.8	2	0	0	0	0	3	0.8

Player Averages

Games Played	Minutes/game	Points/game	FG Pct	3FG Pct	FT Pct	Rebounds/game	Assists/game	Turnovers/game	Assist/Turnover ratio	Steals/game	Blocks/game
4	2.5	0.8	25.0	0.0	25.0	1.8	0.0	0.0	0.0	0.0	0.0



2022-23 Virginia Men's Basketball Combined Team Statistics All games

Game Records

Record	Overall	Home	Away	Neutral
ALL GAMES	23-6	15-1	6-5	2-0
CONFERENCE	15-5	10-0	5-5	0-0
NON-CONFERENCE	8-1	5-1	1-0	2-0

Score by Periods

Team	1st	2nd	OT	TOT
Virginia	921	1045	11	1977
Opponents	810	940	4	1754

Team Box Score

No.	Player				Total			3-Point			F-Throw		Rebounds									
		GP-GS	MIN	AVG	FG-FGA	FG%	3FG-3FGA	3FG%	FT-FTA	FT%	OFF	DEF	TOT	AVG	PF	DQ	A	TO	BLK	STL	PTS	AVG
4	FRANKLIN, Armaan	29-29	865:33	29.8	126-296	.426	58-150	.387	54-74	.730	18	103	121	4.2	42	0	40	25	10	27	364	12.6
1	GARDNER, Jayden	29-29	742:47	25.6	139-270	.515	0-2	.000	63-94	.670	58	101	159	5.5	50	0	20	31	14	26	341	11.8
0	CLARK, Kihei	29-29	962:40	33.2	100-244	.410	34-92	.370	88-117	.752	12	63	75	2.6	48	0	166	57	4	32	322	11.1
2	BEEKMAN, Reece	28-28	896:11	32.0	88-218	.404	26-68	.382	57-72	.792	15	70	85	3.0	47	0	147	40	15	45	259	9.3
5	VANDER PLAS, Ben	29-15	719:12	24.8	77-187	.412	33-109	.303	28-55	.509	28	106	134	4.6	57	0	41	20	11	24	215	7.4
11	MCKNEELY, Isaac	29-1	623:55	21.5	66-159	.415	44-112	.393	15-21	.714	7	59	66	2.3	35	0	22	21	4	12	191	6.6
21	SHEDRICK, Kadin	26-14	442:04	17.0	55-83	.663	1-4	.250	44-56	.786	28	59	87	3.3	62	2	16	18	32	23	155	6.0
13	DUNN, Ryan	27-0	337:26	12.5	30-55	.545	5-15	.333	11-20	.550	18	57	75	2.8	30	0	7	13	27	11	76	2.8
22	CAFFARO, Francisco	17-0	129:23	7.6	11-15	.733	0-0	.000	10-16	.625	12	17	29	1.7	25	0	2	8	1	1	32	1.9
10	MURRAY, Taine	10-0	71:21	7.1	4-16	.250	1-11	.091	3-4	.750	0	11	11	1.1	5	0	3	2	2	0	12	1.2
12	COLEMAN, Chase	6-0	24:37	4.1	2-7	.286	2-5	.400	1-3	.333	0	0	0	0.0	3	0	4	2	0	0	7	1.2
24	HOW, Tristan	4-0	09:51	2.5	1-4	.250	0-0	.000	1-4	.250	3	4	7	1.8	2	0	0	0	0	0	3	0.8
Team											42	37	79					13				
Total		29	5825		699-1554	.450	204-568	.359	375-536	.700	241	687	928	32.0	406	2	468	250	120	201	1977	68.2
Opponents		29	5825		633-1510	.419	205-596	.344	283-377	.751	228	694	922	31.8	473	11	334	360	110	137	1754	60.5

Team Statistics

	UVA	OPP
Scoring	1977	1754
Points per game	68.2	60.5
Scoring margin	+7.7	-
Field goals-att	699-1554	633-1510
Field goal pct	.450	.419
3 point fg-att	204-568	205-596
3-point FG pct	.359	.344
3-pt FG made per game	7.0	7.1
Free throws-att	375-536	283-377
Free throw pct	.700	.751
F-Throws made per game	12.9	9.8
Rebounds	928	922
Rebounds per game	32.0	31.8
Rebounding margin	+0.2	-
Assists	468	334
Assists per game	16.1	11.5
Turnovers	250	360
Turnovers per game	8.6	12.4
Turnover margin	+3.8	-
Assist/turnover ratio	1.9	0.9
Steals	201	137
Steals per game	6.9	4.7
Blocks	120	110
Blocks per game	4.1	3.8
Winning streak	2	-
Home win streak	10	-
Attendance	227511	122489
Home games-Avg/Game	16-14219	11-11135
Neutral site-Avg/Game	-	2-8193

Team Results

Date	Opponent		Score	Att.
11/07/2022	N.C. Central	W	73-61	13238
11/11/2022	Monmouth	W	89-42	13487
11/18/2022	vs Baylor	W	86-79	8707
11/20/2022	vs Illinois	W	70-61	7678
11/25/2022	UMES	W	72-45	13882
11/29/2022	at Michigan	W	70-68	12200
12/03/2022	Florida St.	W	62-57	14280
12/06/2022	James Madison	W	55-50	14193
12/17/2022	Houston	L	61-69	14629
12/20/2022	at Miami (FL)	L	64-66	7257
12/28/2022	UAlbany	W	66-46	14269
12/31/2022	at Georgia Tech	W	74-56	5371
01/03/2023	at Pittsburgh	L	65-68	6464
01/07/2023	Syracuse	W	73-66	14217
01/10/2023	North Carolina	W	65-58	14629
01/14/2023	at Florida St.	W	67-58	9043
01/18/2023	Virginia Tech	W	78-68	14629
01/21/2023	at Wake Forest	W	76-67	12443
01/28/2023	Boston College	W	76-57	14629
01/30/2023	at Syracuse	W	67-62	19272
02/04/2023	at Virginia Tech	L	68-74	8925
02/07/2023	NC State	W	63-50	14070
02/11/2023	Duke	Wot	69-62	14629
02/15/2023	at Louisville	W	61-58	11570
02/18/2023	Notre Dame	W	57-55	14230
02/22/2023	at Boston College	L	48-63	8194
02/25/2023	at North Carolina	L	63-71	21750
02/28/2023	Clemson	W	64-57	14351
03/04/2023	Louisville	W	75-60	14149



2022-23 Virginia Men's Basketball Combined Team Statistics In Conference games

Game Records

Record	Overall	Home	Away	Neutral
ALL GAMES	15-5	10-0	5-5	0-0
CONFERENCE	15-5	10-0	5-5	0-0
NON-CONFERENCE	0-0	0-0	0-0	0-0

Score by Periods

Team	1st	2nd	OT	TOT
Virginia	622	702	11	1335
Opponents	554	675	4	1233

Team Box Score

No.	Player				Total		3-Point		F-Throw		Rebounds				PF DQ A TO BLK STL PTS AVG							
		GP-GS	MIN	AVG	FG-FGA	FG%	3FG-3FGA	3FG%	FT-FTA	FT%	OFF	DEF	TOT	AVG	PF	DQ	A	TO	BLK	STL	PTS	AVG
4	FRANKLIN, Armaan	20-20	610:12	30.5	91-218	.417	40-108	.370	33-49	.673	15	71	86	4.3	26	0	33	16	8	21	255	12.8
0	CLARK, Kihei	20-20	668:35	33.4	72-178	.404	22-63	.349	64-82	.780	10	43	53	2.7	37	0	111	40	3	21	230	11.5
1	GARDNER, Jayden	20-20	512:20	25.6	98-194	.505	0-2	.000	33-47	.702	39	63	102	5.1	38	0	14	24	9	19	229	11.5
2	BEEKMAN, Reece	20-20	677:58	33.9	64-165	.388	17-51	.333	37-48	.771	11	52	63	3.2	34	0	110	25	10	32	182	9.1
5	VANDER PLAS, Ben	20-14	527:22	26.4	61-147	.415	25-82	.305	11-28	.393	22	79	101	5.1	43	0	27	14	8	21	158	7.9
11	MCKNEELY, Isaac	20-0	447:04	22.4	51-117	.436	33-82	.402	11-14	.786	6	47	53	2.7	26	0	16	16	3	10	146	7.3
21	SHEDRICK, Kadin	17-6	227:15	13.4	22-37	.595	0-1	.000	17-23	.739	17	29	46	2.7	39	0	8	10	18	9	61	3.6
13	DUNN, Ryan	19-0	244:41	12.9	21-38	.553	3-9	.333	9-15	.600	17	41	58	3.1	22	0	5	10	19	9	54	2.8
12	COLEMAN, Chase	3-0	06:15	2.1	1-2	.500	1-2	.500	1-2	.500	0	0	0	0.0	2	0	0	0	0	0	4	1.3
22	CAFFARO, Francisco	11-0	73:53	6.7	4-7	.571	0-0	.000	6-6	1.000	7	10	17	1.5	14	0	1	4	0	1	14	1.3
10	MURRAY, Taine	5-0	24:36	4.9	1-5	.200	0-3	.000	0-0	.000	0	3	3	0.6	1	0	0	2	0	0	2	0.4
24	HOW, Tristan	3-0	04:50	1.6	0-3	.000	0-0	.000	0-2	.000	2	2	4	1.3	1	0	0	0	0	0	0	0.0
Team											27	24	51					5				
Total		20	4025		486-1111	.437	141-403	.350	222-316	.703	173	464	637	31.9	283	0	325	166	78	143	1335	66.8
Opponents		20	4025		442-1037	.426	142-406	.350	207-268	.772	152	500	652	32.6	295	6	247	248	82	93	1233	61.7

Team Statistics

	UVA	OPP
Scoring	1335	1233
Points per game	66.8	61.7
Scoring margin	+5.1	-
Field goals-att	486-1111	442-1037
Field goal pct	.437	.426
3 point fg-att	141-403	142-406
3-point FG pct	.350	.350
3-pt FG made per game	7.1	7.1
Free throws-att	222-316	207-268
Free throw pct	.703	.772
F-Throws made per game	11.1	10.4
Rebounds	637	652
Rebounds per game	31.9	32.6
Rebounding margin	-0.8	-
Assists	325	247
Assists per game	16.3	12.4
Turnovers	166	248
Turnovers per game	8.3	12.4
Turnover margin	+4.1	-
Assist/turnover ratio	2.0	1.0
Steals	143	93
Steals per game	7.2	4.7
Blocks	78	82
Blocks per game	3.9	4.1
Winning streak	2	-
Home win streak	10	-
Attendance	143813	110289
Home games-Avg/Game	10-14381	10-11029
Neutral site-Avg/Game	-	0-0

Team Results

Date	Opponent		Score	Att.
12/03/2022	Florida St.	W	62-57	14280
12/20/2022	at Miami (FL)	L	64-66	7257
12/31/2022	at Georgia Tech	W	74-56	5371
01/03/2023	at Pittsburgh	L	65-68	6464
01/07/2023	Syracuse	W	73-66	14217
01/10/2023	North Carolina	W	65-58	14629
01/14/2023	at Florida St.	W	67-58	9043
01/18/2023	Virginia Tech	W	78-68	14629
01/21/2023	at Wake Forest	W	76-67	12443
01/28/2023	Boston College	W	76-57	14629
01/30/2023	at Syracuse	W	67-62	19272
02/04/2023	at Virginia Tech	L	68-74	8925
02/07/2023	NC State	W	63-50	14070
02/11/2023	Duke	Wot	69-62	14629
02/15/2023	at Louisville	W	61-58	11570
02/18/2023	Notre Dame	W	57-55	14230
02/22/2023	at Boston College	L	48-63	8194
02/25/2023	at North Carolina	L	63-71	21750
02/28/2023	Clemson	W	64-57	14351
03/04/2023	Louisville	W	75-60	14149



**2022-23 Virginia Men's Basketball
Team Game-by-Game
All games**

Opponent	Date	Score	W	Total		3-Pointers		Free throws		Rebounds				PF	A	TO	BLK	STL	PTS	AVG
				FG-FGA	PCT	3FG-3FGA	PCT	FT-FTA	PCT	OFF	DEF	TOT	AVG							
N.C. Central	11/07/2022	73-61	W	20-47	.426	11-25	.440	22-30	.733	10	27	37	37.0	12	16	8	4	4	73	73.0
Monmouth	11/11/2022	89-42	W	30-54	.556	13-25	.520	16-25	.640	11	24	35	36.0	20	23	6	8	9	89	81.0
vs Baylor	11/18/2022	86-79	W	25-45	.556	9-14	.643	27-35	.771	8	19	27	33.0	15	20	14	3	8	86	82.7
vs Illinois	11/20/2022	70-61	W	20-48	.417	5-17	.294	25-32	.781	9	28	37	34.0	14	10	12	2	8	70	79.5
UMES	11/25/2022	72-45	W	27-51	.529	5-15	.333	13-18	.722	7	26	33	33.8	11	18	10	5	10	72	78.0
at Michigan	11/29/2022	70-68	W	27-53	.509	4-8	.500	12-19	.632	6	19	25	32.3	15	12	7	0	7	70	76.7
Florida St.	12/03/2022	62-57	W	18-51	.353	5-19	.263	21-26	.808	12	26	38	33.1	17	9	12	10	4	62	74.6
James Madison	12/06/2022	55-50	W	19-45	.422	5-21	.238	12-24	.500	3	30	33	33.1	14	14	9	10	6	55	72.1
Houston	12/17/2022	61-69	L	20-48	.417	6-22	.273	15-17	.882	6	20	26	32.3	13	15	10	3	2	61	70.9
at Miami (FL)	12/20/2022	64-66	L	22-60	.367	6-23	.261	14-19	.737	11	26	37	32.8	17	17	10	3	6	64	70.2
UAlbany	12/28/2022	66-46	W	25-52	.481	5-18	.278	11-20	.550	8	30	38	33.3	9	15	8	7	4	66	69.8
at Georgia Tech	12/31/2022	74-56	W	27-57	.474	10-22	.455	10-16	.625	11	20	31	33.1	14	21	11	3	14	74	70.2
at Pittsburgh	01/03/2023	65-68	L	26-55	.473	9-21	.429	4-4	1.000	6	22	28	32.7	18	17	11	1	7	65	69.8
Syracuse	01/07/2023	73-66	W	23-53	.434	12-26	.462	15-22	.682	7	23	30	32.5	17	22	10	6	11	73	70.0
North Carolina	01/10/2023	65-58	W	24-52	.462	6-19	.316	11-19	.579	6	26	32	32.5	12	11	8	8	9	65	69.7
at Florida St.	01/14/2023	67-58	W	27-60	.450	11-22	.500	2-3	.667	8	24	32	32.4	13	14	6	3	4	67	69.5
Virginia Tech	01/18/2023	78-68	W	29-57	.509	8-23	.348	12-13	.923	7	23	30	32.3	9	19	5	5	7	78	70.0
at Wake Forest	01/21/2023	76-67	W	24-60	.400	15-34	.441	13-17	.765	10	28	38	32.6	20	19	7	5	2	76	70.3
Boston College	01/28/2023	76-57	W	30-59	.508	6-21	.286	10-10	1.000	9	24	33	32.6	14	20	11	3	8	76	70.6
at Syracuse	01/30/2023	67-62	W	23-50	.460	9-21	.429	12-15	.800	11	18	29	32.5	13	19	14	1	4	67	70.5
at Virginia Tech	02/04/2023	68-74	L	25-61	.410	6-18	.333	12-18	.667	10	24	34	32.5	14	14	7	4	6	68	70.3
NC State	02/07/2023	63-50	W	21-47	.447	2-8	.250	19-24	.792	6	25	31	32.5	10	14	5	3	7	63	70.0
Duke	02/11/2023	69-62	Wot	28-54	.519	4-14	.286	9-22	.409	5	19	24	32.1	16	16	9	4	10	69	70.0
at Louisville	02/15/2023	61-58	W	23-52	.442	6-18	.333	9-16	.563	7	23	30	32.0	14	15	6	2	8	61	69.6
Notre Dame	02/18/2023	57-55	W	19-52	.365	7-24	.292	12-16	.750	7	28	35	32.1	14	14	6	2	6	57	69.1
at Boston College	02/22/2023	48-63	L	19-59	.322	4-21	.190	6-9	.667	12	19	31	32.1	9	9	9	6	5	48	68.3
at North Carolina	02/25/2023	63-71	L	27-68	.397	4-12	.333	5-11	.455	9	23	32	32.1	18	14	4	2	7	63	68.1
Clemson	02/28/2023	64-57	W	22-54	.407	5-19	.263	15-22	.682	12	26	38	32.3	10	16	8	4	10	64	67.9
Louisville	03/04/2023	75-60	W	29-50	.580	6-18	.333	11-14	.786	7	17	24	32.0	14	25	7	3	8	75	68.2
Total		1977		699-1554	.450	204-568	.359	375-536	.700	241	687	928	32.0	406	468	250	120	201	1977	68.2
Opponents		1754		633-1510	.419	205-596	.344	283-377	.751	228	694	922	31.8	473	334	360	110	137	1754	60.5

Virginia Averages

Games Played	Points/game	FG Pct	3FG Pct	FT Pct	Rebounds/game	Assists/game	Turnovers/game	Assist/Turnover ratio	Steals/game	Blocks/game
29	68.2	45.0	35.9	70.0	32.0	16.1	8.6	1.9	6.9	4.1



**2022-23 Virginia Men's Basketball
Opponents Game-by-Game
All games**

Opponent	Date	Score		Total		3-Pointers		Free throws		Rebounds										
				FG-FGA	PCT	3FG-3FGA	PCT	FT-FTA	PCT	OFF	DEF	TOT	AVG	PF	A	TO	BLK	STL	PTS	AVG
N.C. Central	11/07/2022	73-61	W	22-53	.415	8-19	.421	9-14	.643	8	19	27	27.0	25	8	8	4	6	61	61.0
Monmouth	11/11/2022	89-42	W	16-41	.390	3-11	.273	7-15	.467	6	15	21	24.0	21	5	21	0	3	42	51.5
vs Baylor	11/18/2022	86-79	W	28-58	.483	11-26	.423	12-14	.857	12	17	29	25.7	24	15	13	2	7	79	60.7
vs Illinois	11/20/2022	70-61	W	24-59	.407	9-26	.346	4-9	.444	11	23	34	27.8	22	11	13	4	5	61	60.8
UMES	11/25/2022	72-45	W	19-55	.345	3-18	.167	4-5	.800	8	21	29	28.0	16	7	15	2	5	45	57.6
at Michigan	11/29/2022	70-68	W	26-49	.531	8-19	.421	8-10	.800	5	24	29	28.2	16	10	12	9	3	68	59.3
Florida St.	12/03/2022	62-57	W	21-64	.328	6-18	.333	9-9	1.000	16	24	40	29.9	19	12	13	4	4	57	59.0
James Madison	12/06/2022	55-50	W	15-55	.273	7-23	.304	13-18	.722	13	28	41	31.3	21	5	12	1	8	50	57.9
Houston	12/17/2022	61-69	L	25-51	.490	8-21	.381	11-13	.846	7	23	30	31.1	17	17	8	3	4	69	59.1
at Miami (FL)	12/20/2022	64-66	L	21-53	.396	7-22	.318	17-22	.773	9	28	37	31.7	17	11	11	7	5	66	59.8
UAlbany	12/28/2022	66-46	W	16-52	.308	6-27	.222	8-11	.727	6	24	30	31.5	16	9	10	3	3	46	58.5
at Georgia Tech	12/31/2022	74-56	W	20-45	.444	7-16	.438	9-13	.692	8	22	30	31.4	16	11	23	1	6	56	58.3
at Pittsburgh	01/03/2023	65-68	L	23-54	.426	7-22	.318	15-17	.882	9	23	32	31.5	9	16	8	3	5	68	59.1
Syracuse	01/07/2023	73-66	W	24-54	.444	8-14	.571	10-15	.667	9	28	37	31.9	20	15	16	7	9	66	59.6
North Carolina	01/10/2023	65-58	W	21-53	.396	8-24	.333	8-12	.667	8	28	36	32.1	19	9	13	2	5	58	59.5
at Florida St.	01/14/2023	67-58	W	21-53	.396	5-19	.263	11-14	.786	9	24	33	32.2	8	12	9	6	1	58	59.4
Virginia Tech	01/18/2023	78-68	W	27-55	.491	12-27	.444	2-2	1.000	5	22	27	31.9	13	19	8	4	3	68	59.9
at Wake Forest	01/21/2023	76-67	W	20-51	.392	9-27	.333	18-22	.818	6	26	32	31.9	18	9	9	4	3	67	60.3
Boston College	01/28/2023	76-57	W	20-49	.408	4-14	.286	13-14	.929	6	19	25	31.5	8	17	16	4	5	57	60.1
at Syracuse	01/30/2023	67-62	W	24-48	.500	3-15	.200	11-18	.611	8	17	25	31.2	12	11	14	5	11	62	60.2
at Virginia Tech	02/04/2023	68-74	L	27-53	.509	7-18	.389	13-17	.765	3	28	31	31.2	12	19	8	3	4	74	60.9
NC State	02/07/2023	63-50	W	19-57	.333	8-27	.296	4-7	.571	13	24	37	31.5	19	12	12	8	4	50	60.4
Duke	02/11/2023	69-62	Wot	22-49	.449	9-23	.391	9-12	.750	9	30	39	31.8	24	11	22	2	3	62	60.4
at Louisville	02/15/2023	61-58	W	21-50	.420	8-20	.400	8-10	.800	5	26	31	31.8	14	7	10	3	4	58	60.3
Notre Dame	02/18/2023	57-55	W	20-51	.392	7-26	.269	8-10	.800	3	27	30	31.7	12	11	8	1	4	55	60.1
at Boston College	02/22/2023	48-63	L	26-50	.520	6-15	.400	5-7	.714	7	29	36	31.8	11	14	13	4	7	63	60.2
at North Carolina	02/25/2023	63-71	L	22-47	.468	10-22	.455	17-22	.773	3	34	37	32.0	14	12	12	8	1	71	60.6
Clemson	02/28/2023	64-57	W	23-55	.418	7-22	.318	4-5	.800	7	25	32	32.0	17	11	11	3	4	57	60.5
Louisville	03/04/2023	75-60	W	20-46	.435	4-15	.267	16-20	.800	9	16	25	31.8	13	8	12	3	5	60	60.5
Total		1754		633-1510	.419	205-596	.344	283-377	.751	228	694	922	31.8	473	334	360	110	137	1754	60.5
Virginia		1977		699-1554	.450	204-568	.359	375-536	.700	241	687	928	32.0	406	468	250	120	201	1977	68.2

Opponents Averages

Games Played	Points/game	FG Pct	3FG Pct	FT Pct	Rebounds/game	Assists/game	Turnovers/game	Assist/Turnover ratio	Steals/game	Blocks/game
29	60.5	41.9	34.4	75.1	31.8	11.5	12.4	0.9	4.7	3.8



**2022-23 Virginia Men's Basketball
Points-rebounds-assists
All games**

Opponent	Date	Score		0	1	2	4	5	10	11	12	13	21	22
				CLARK,KIHE	GARDNER,JA	BEEKMAN,RE	FRANKLIN,A	VANDER PLA	MURRAY,TAI	MCKNEELY,I	COLEMAN,CH	DUNN,RYAN	SHEDRICK,K	CAFFARO,FR
N.C. Central	11/07/2022	73-61	W	9-2-5	3-9-0	10-3-5	21-4-1	7-4-2	0-1-0	3-1-0	DNP	DNP	10-7-2	10-4-1
Monmouth	11/11/2022	89-42	W	8-1-7	9-5-1	7-2-6	8-3-0	10-3-3	7-0-1	15-2-1	0-0-2	13-6-2	9-7-0	DNP
vs Baylor	11/18/2022	86-79	W	7-4-3	7-3-2	10-1-10	26-4-1	14-2-1	DNP	0-0-2	DNP	3-0-0	17-3-1	2-2-0
vs Illinois	11/20/2022	70-61	W	12-3-3	12-5-1	17-4-3	9-5-0	8-10-2	DNP	3-0-0	DNP	0-1-0	7-6-1	2-2-0
UMES	11/25/2022	72-45	W	5-2-8	26-3-0	9-5-2	5-4-3	2-7-2	1-4-1	6-3-0	3-0-1	0-0-0	13-3-1	2-2-0
at Michigan	11/29/2022	70-68	W	16-2-4	12-11-2	18-4-5	2-4-0	10-0-1	DNP	0-0-0	DNP	0-1-0	12-1-0	0-0-0
Florida St.	12/03/2022	62-57	W	18-3-3	10-7-0	7-4-5	9-2-0	7-4-1	DNP	4-5-0	DNP	4-5-0	3-6-0	0-2-0
James Madison	12/06/2022	55-50	W	18-2-7	14-8-0	2-0-1	8-3-2	3-5-1	0-0-1	4-2-1	DNP	4-5-0	2-5-1	DNP
Houston	12/17/2022	61-69	L	9-2-8	13-6-0	4-3-5	10-6-0	0-0-1	DNP	9-2-0	DNP	0-1-0	16-3-1	DNP
at Miami (FL)	12/20/2022	64-66	L	13-4-3	8-2-0	10-9-9	0-2-0	20-4-2	2-1-0	5-5-3	DNP	0-2-0	2-1-0	4-2-0
UAlbany	12/28/2022	66-46	W	8-4-10	16-7-0	DNP	20-2-0	3-2-1	2-3-0	5-3-2	0-0-1	2-3-0	8-6-1	2-2-0
at Georgia Tech	12/31/2022	74-56	W	15-2-8	14-2-1	8-4-4	11-3-4	3-6-0	0-0-0	9-4-2	1-0-0	2-3-1	11-4-1	0-0-0
at Pittsburgh	01/03/2023	65-68	L	17-4-8	4-3-1	12-6-3	14-4-3	2-1-0	DNP	6-0-0	DNP	0-2-0	10-4-2	DNP
Syracuse	01/07/2023	73-66	W	5-2-11	10-3-0	13-1-7	16-6-3	6-4-1	DNP	12-3-0	DNP	DNP	11-7-0	0-2-0
North Carolina	01/10/2023	65-58	W	7-2-2	3-1-0	13-2-5	12-9-2	17-8-1	DNP	11-1-1	DNP	0-2-0	2-2-0	0-3-0
at Florida St.	01/14/2023	67-58	W	9-5-6	3-3-0	8-3-4	20-7-0	15-7-3	DNP	3-0-1	DNP	9-4-0	0-1-0	DNP
Virginia Tech	01/18/2023	78-68	W	20-2-5	12-4-1	11-3-7	15-5-1	10-7-3	DNP	7-1-1	DNP	3-3-1	0-1-0	DNP
at Wake Forest	01/21/2023	76-67	W	12-3-4	5-2-1	8-3-6	25-10-1	8-7-2	DNP	11-2-3	DNP	5-8-1	0-0-1	2-1-0
Boston College	01/28/2023	76-57	W	7-3-6	18-6-0	11-1-8	18-7-3	2-3-1	0-0-0	12-4-0	0-0-0	6-4-1	2-2-1	0-1-0
at Syracuse	01/30/2023	67-62	W	12-2-10	17-8-0	7-1-2	12-0-1	7-7-6	DNP	6-4-0	DNP	2-2-0	4-1-0	DNP
at Virginia Tech	02/04/2023	68-74	L	17-5-4	20-10-1	15-4-5	6-2-2	0-5-2	DNP	8-4-0	DNP	2-2-0	DNP	0-1-0
NC State	02/07/2023	63-50	W	6-2-6	18-5-1	15-3-4	2-2-1	4-3-0	DNP	8-4-2	DNP	0-0-0	10-6-0	DNP
Duke	02/11/2023	69-62	Wot	16-2-5	6-1-1	4-6-7	23-3-0	13-4-2	DNP	4-0-0	DNP	2-3-0	1-1-1	0-1-0
at Louisville	02/15/2023	61-58	W	14-4-6	10-3-0	3-0-2	14-5-3	10-11-0	DNP	8-1-2	DNP	0-3-1	2-2-1	DNP
Notre Dame	02/18/2023	57-55	W	15-1-4	8-12-2	11-4-5	12-4-2	8-4-1	DNP	3-4-0	DNP	0-1-0	0-3-0	DNP
at Boston College	02/22/2023	48-63	L	7-1-3	16-5-2	6-2-2	4-3-1	7-3-1	DNP	6-4-0	DNP	0-4-0	2-5-0	DNP
at North Carolina	02/25/2023	63-71	L	9-2-5	19-12-1	8-4-6	14-4-1	8-2-0	DNP	4-6-0	DNP	0-2-0	1-0-1	DNP
Clemson	02/28/2023	64-57	W	5-0-6	12-9-1	7-3-8	12-4-0	4-7-0	0-2-0	12-1-0	DNP	10-5-0	DNP	2-3-1
Louisville	03/04/2023	75-60	W	6-4-6	16-4-1	5-0-11	16-4-5	7-4-1	0-0-0	7-0-1	3-0-0	9-3-0	DNP	6-1-0



2022-23 Virginia Men's Basketball
Points-rebounds-assists
All games

Opponent	Date	Score		24 HOW,TRISTA
N.C. Central	11/07/2022	73-61	W	DNP
Monmouth	11/11/2022	89-42	W	3-3-0
vs Baylor	11/18/2022	86-79	W	DNP
vs Illinois	11/20/2022	70-61	W	DNP
UMES	11/25/2022	72-45	W	DNP
at Michigan	11/29/2022	70-68	W	DNP
Florida St.	12/03/2022	62-57	W	DNP
James Madison	12/06/2022	55-50	W	DNP
Houston	12/17/2022	61-69	L	DNP
at Miami (FL)	12/20/2022	64-66	L	DNP
UAlbany	12/28/2022	66-46	W	DNP
at Georgia Tech	12/31/2022	74-56	W	0-3-0
at Pittsburgh	01/03/2023	65-68	L	DNP
Syracuse	01/07/2023	73-66	W	DNP
North Carolina	01/10/2023	65-58	W	DNP
at Florida St.	01/14/2023	67-58	W	DNP
Virginia Tech	01/18/2023	78-68	W	DNP
at Wake Forest	01/21/2023	76-67	W	DNP
Boston College	01/28/2023	76-57	W	0-1-0
at Syracuse	01/30/2023	67-62	W	DNP
at Virginia Tech	02/04/2023	68-74	L	DNP
NC State	02/07/2023	63-50	W	DNP
Duke	02/11/2023	69-62	Wot	DNP
at Louisville	02/15/2023	61-58	W	DNP
Notre Dame	02/18/2023	57-55	W	DNP
at Boston College	02/22/2023	48-63	L	DNP
at North Carolina	02/25/2023	63-71	L	DNP
Clemson	02/28/2023	64-57	W	DNP
Louisville	03/04/2023	75-60	W	0-0-0