



VIRGINIATM

VIRGINIA ATHLETICS MEDIA RELATIONS
 295 Massie Road, Room 154
 Charlottesville, VA 22904
Men's Basketball Contact: Erich Bacher
O: (434) 982-5530 **C:** (720) 318-5538
E-mail: bacher@virginia.edu
Web: VirginiaSports.com
Twitter: @UVMensHoops, @ErichJBacher

25 NCAA TOURNAMENT APPEARANCES · 2019 NCAA CHAMPIONS · 3 NCAA FINAL FOURS · 11 ALL-AMERICANS · 27 ALL-ACC FIRST TEAM SELECTIONS

Date / Time: Thursday, March 16, 2023 / 12:40 p.m. ET
Site: Orlando, Fla. / Amway Center (20,000)
truTV: Kevin Harlan, Dan Bonner, Stan Van Gundy & Lauren Shehadi
Online: ncaa.com/marchmadnesslive
Virginia Sports Radio Network: John Freeman & Jimmy Miller
Westwood One/NCAA Radio: John Sadak & Will Perdue
 Sirius (134), XM (202), ncaa.com/marchmadnesslive.com & WestwoodOneSports.com/orlando
Live Stats/Twitter: VirginiaSports.com/@UVMensHoops
Virginia All-Time vs. Furman: 1-0
Charlottesville: 1-0 (1-0 at University Hall)
Greenville: 0-0
First Meeting: Dec. 8, 2004 (@Virginia 79, Furman 67)
Last Meeting: Dec. 8, 2004 (@Virginia 79, Furman 67)
Winning Streak: Virginia, 1 game
Virginia vs. Southern Conference: 112-15

2022-23 SCHEDULE/RESULTS (25-7, 15-5 ACC)

Date	Opponent	TV	Time/Result
Nov. 7	[18] NCCU	RSN	W, 73-61
Nov. 11	[18] Monmouth	RSN	W, 89-42
Nov. 14	[18] Northern Iowa	ACCN	Canceled
Nov. 18	[16] vs. Baylor (5) #	ESPN2	W, 86-79
Nov. 20	[16] vs. Illinois (19) #	ESPN	W, 70-61
Nov. 25	[5] UMES	ACCN	W, 72-45
Nov. 29	[3] at Michigan (RV) %	ESPN	W, 70-68
Dec. 3	[3] Florida State *	ESPN2	W, 62-57
Dec. 6	[3] JMU	ACCN	W, 55-50
Dec. 17	[2] Houston (5)	ESPN2	L, 69-61
Dec. 20	[6] at Miami (22)*	ACCN	L, 66-64
Dec. 28	[13] UAlbany	ACCN	W, 66-46
Dec. 31	[13] at Georgia Tech *	ACCN	W, 74-56
Jan. 3	[11] at Pittsburgh *	ACCN	L, 68-65
Jan. 7	[11] Syracuse *	ACCN	W, 73-66
Jan. 10	[13] North Carolina *	ESPN	W, 65-58
Jan. 14	[13] at Florida State *	ESPN2	W, 67-58
Jan. 18	[10] Virginia Tech *	ESPNU	W, 78-68
Jan. 21	[10] at Wake Forest *	ESPNU	W, 76-67
Jan. 28	[7] Boston College *	RSN	W, 76-57
Jan. 30	[6] at Syracuse *	ESPN	W, 67-62
Feb. 4	[6] at Virginia Tech *	ESPN2	L, 74-68
Feb. 7	[8] NC State (22)*	ACCN	W, 63-50
Feb. 11	[8] Duke (RV) *	ESPN	W, 69-62 OT
Feb. 15	[7] at Louisville *	ESPNU	W, 61-58
Feb. 18	[7] Notre Dame *	ESPN2	W, 57-55
Feb. 22	[6] at Boston College *	RSN	L, 63-48
Feb. 25	[6] at North Carolina *	ESPN	L, 71-63
Feb. 28	[13] Clemson (RV)*	ACCN	W, 64-57
Mar. 4	[13] Louisville *	ESPN2	W, 75-50
Mar. 9	[13] North Carolina **	ESPN	W, 68-59
Mar. 10	[13] Clemson **	ESPN2	W, 76-56
Mar. 11	[13] Duke (21)**	ESPN	L, 59-49
Mar. 16	[14] Furman &	truTV	12:40 p.m.

Home games in Bold

All times Eastern
 # - Continental Tire Main Event, Las Vegas, Nev.
 % - ACC/B1G Challenge
 * - ACC Game
 ** - ACC Tournament Game, Greensboro, N.C.
 & - NCAA Tournament Game, Orlando, Fla.

PRONUNCIATION GUIDE

Kiheï Clark Key-HEY
 Francisco Caffaro CAF-uh-row
 Armaan Franklin Ar-MAHN
 Isaac Traudt Trout



NO. 4 SEED VIRGINIA (25-7, 15-5 ACC)

Head Coach: Tony Bennett (Green Bay, 1992)
 UVA: 341-124 (14th season), Career: 410-157 (17th season)

VS.



NO. 13 SEED FURMAN (27-7, 15-3 SOUTHERN)

Head Coach: Bob Richey (North Greenville, 2006)
 Furman: 138-53 (6th season), Career: Same

FOR OPENERS

- No. 4 seed Virginia (25-7) will play No. 13 seed Furman (27-7) in the first round of the 2023 NCAA Tournament on Thursday, March 16. Tipoff at Amway Center in Orlando, Fla., is set for 12:40 p.m. on truTV.
- UVA earned an at-large bid into the NCAA Tournament, while Furman earned the Southern Conference's automatic bid.
- Virginia earned its school-record 11th straight postseason bid and fourth No. 4 seed in school history.
- UVA has won 25 or more games for the sixth time under four-time ACC Coach of the Year Tony Bennett.
- Virginia is 10-6 away from John Paul Jones Arena, including a 4-1 record on neutral courts.

UVA ALL-TIME IN THE NCAA TOURNAMENT

- The Cavaliers are 35-23 all-time in the NCAA Tournament.
- UVA will make its ninth NCAA Tournament appearance under Tony Bennett and 25th overall.
- UVA is 4-3 as a No. 4 seed in the NCAA Tournament (3-1 in 1995, 1-1 in 2007 and 0-1 in 2021).
- UVA won the NCAA championship in 2019 and also made Final Four appearances in 1981 and 1984, respectively.
- Virginia head coach Tony Bennett is 16-9 in 10 NCAA tournaments, including a 13-7 record in eight NCAA appearances at UVA.

LAST TIME IN THE NCAA TOURNAMENT

- No. 4 seed Virginia suffered a 62-58 upset loss to No. 13 seed Ohio in the first round of the 2021 NCAA Tournament in Bloomington, Ind.
- Jason Preston tallied 111 points, 13 rebounds and eight assists to lead Ohio to the upset win.
- Current Cavalier and former Bobcat Ben Vander Plas added 17 points, five rebounds and four assists.
- Sam Hauser scored 15 points and Trey Murphy III added 12 for the Cavaliers, who shot 35 percent in the loss.

A WIN VS. FURMAN WOULD GIVE:

- UVA 26 or more wins for the ninth time in school history.
- UVA 26 or more wins for the first time since winning 35 in 2018-19.
- UVA a 36-23 all-time record in the NCAA Tournament.
- UVA its 13th win in the NCAA round of 64.
- UVA a 5-3 record as a No. 4 seed in the NCAA Tournament.
- UVA a 2-0 record against Furman.
- UVA a 113-15 record against current Southern members.
- Tony Bennett a 17-9 record in the NCAA Tournament.
- UVA a 5-1 mark on neutral courts in 2022-23.

HOW ARE THESE CAVALIERS?

- UVA returned all five starters from last season's team, which finished 21-14, 12-8 ACC (sixth) and advanced to the NIT.
- We play defense, take quality shots, pass the basketball, limit turnovers and transition points, rebound and play more defense.
- The Cavaliers return 91.4 percent of its scoring from last season, most among all NCAA Division I teams.
- UVA has started Kihei Clark (10.9 ppg, 5.4 apg), Reece Beekman (9.4 ppg, 3.0 rpg, 5.3 apg), Jayden Gardner (12.1 ppg, 5.8 rpg), Armaan Franklin (12.5 ppg, 4.2 rpg) and Francisco Caffaro (2.0 ppg, 1.8 rpg) the past two games in place of injured Ben Vander Plas (7.4 ppg, 4.6 rpg).
- Isaac McKneely (6.6 ppg, 41.9% 3FG), Ryan Dunn (2.6 ppg, 2.9 rpg, 1.0 bpg) and Kadin Shedrick (5.9 ppg, 3.5 rpg, 1.3 bpg), and Taine Murray (1.4 ppg) provide depth off the bench.
- UVA used the starting lineup of Clark, Beekman, Franklin, Gardner and Shedrick in 14 games, and Clark, Beekman, Franklin, Gardner and Vander Plas in 14 games.
- Isaac Traudt and Leon Bond III are redshirting this season.

ALL-TIME VS. FURMAN

- Virginia is 1-0 all-time vs. Furman in the series that dates to 2004-05.
- The Cavaliers defeated the Paladins 79-67 in the lone meeting between the teams on Dec. 8, 2004 at University Hall.
- Gary Forbes led five Cavaliers in double figures with 21 points.
- J.R. Reynolds added 18 points, while Elton Brown (16), Jason Clark (12) and Devin Smith (10) landed in double figures.
- Brown led the Cavaliers with 12 rebounds.
- Quan Prowell led Furman with 14 points.

HOOS IN THE NATIONAL RANKINGS

- UVA ranks first nationally in assist/turnover ratio (1.85) and turnovers per game (8.6), sixth in scoring defense (60.3 ppg), 17th in turnover margin (3.8), 20th in fouls per game (14.3) and 24th in assists per game (15.8) and winning percentage (78.1%).
- Reece Beekman ranks second nationally in assist/turnover ratio (3.47).

ACC TOURNAMENT RECAP

- UVA finished second at the 2023 ACC Tournament.
- UVA defeated North Carolina (68-59) and Clemson (76-56) before losing 59-49 to Duke in the title game.
- Jayden Gardner posted double-doubles vs. North Carolina (17 points and 10 rebounds) and Clemson (23 points and 12 rebounds) en route to ACC All-Tournament first-team honors.
- Reece Beekman and Armaan Franklin were named to the ACC All-Tournament second team.

VIRGINIA'S STARTING LINEUP VS. DUKE (3/11/23)

Pos.	No.	Player (Hometown)	Yr.	Ht.	Wt.	PPG	RPG	NOTES
G	0	Kiheï Clark (Woodland Hills, Calif.)	Gr.	5-10	167	10.9	5.4(a)	5+ assists in 18 games; 10+ points in 15 games
G	2	Reece Beekman (Milwaukee, Wis.)	Jr.	6-3	190	9.4	5.3(a)	5+ assists in 21 games; 41 AST & 8 TO in last 6 games
G	4	Armaan Franklin (Indianapolis, Ind.)	Sr.	6-4	200	12.5	4.2	12th 20-pt effort vs. Duke; 37.8% 3FG; 2+ 3's in 19 games
F	1	Jayden Gardner (Wake Forest, N.C.)	Gr.	6-6	233	12.1	5.8	2,387 PTS, 1,113 REB; 43 20-point games (10 at UVA)
C	22	Francisco Caffaro (Sante Fe, Argentina)	R-Sr.	7-1	254	2.0	1.8	Played 20 games; 75% FG; 4p and 2r vs. UNC & Clemson

OFF THE BENCH

G	11	Isaac McKneely (Poca, W.Va.)	Fr.	6-4	179	6.6	2.2	10+ PTS in 7 games; 41.9% 3FG; 2+ 3's in 16 games
G	13	Ryan Dunn (Freeport, N.Y.)	Fr.	6-8	208	2.6	2.9	6 REB & 2 BLK vs. Duke; 2+ blocks in 7 games
F	21	Kadin Shedrick (Holly Springs, N.C.)	R-Jr.	6-11	231	5.9	3.5	65.6% FG & 79% FT; 2+ BLK in 28 career games
G	10	Taine Murray (Auckland, N.Z.)	So.	6-5	205	1.4	1.0	Played 12 games; 5 PTS vs. Clemson (2-2 FG)

VIRGINIA HEAD COACH TONY BENNETT

- Dean and Markel Families Head Men's Basketball Coach Tony Bennett has a 341-124 (.733) mark in 14 seasons at UVA and 410-157 (.723) career mark in 17 seasons as a head coach.
- Bennett passed Terry Holland (326-173, 16 seasons) as UVA's all-time winningest coach with the win over Syracuse (1/7/23).
- Bennett recorded his 400th career win at Wake Forest (1/21/23).
- Bennett has guided the Cavaliers to six ACC regular-season titles (2014, 2015, 2018, 2019, 2021, 2023), two ACC Tournament titles (2014 and 2018) and one NCAA national championship (2019).
- The three-time National (2007, 2015 and 2018) and four-time ACC Coach of the Year (2014, 2015, 2018 and 2019) will guide UVA to its 11th consecutive postseason berth in 2022-23.
- In 2018-19, Bennett led the Cavaliers to their first NCAA national championship, a share of their ninth ACC regular-season title and a school-record 35 wins.
- Bennett is the third coach in ACC men's basketball history to lead his program to 12-straight winning conference seasons, joining North Carolina's Dean Smith (33) and Duke's Mike Krzyzewski (13).
- He has led UVA to outright ACC regular-season and tournament championships in the same season two times (2014 and 2018).
- Bennett is the fifth coach in ACC history to win at least three outright ACC regular-season titles (Frank McGuire, Dean Smith, Mike Krzyzewski and Roy Williams).
- UVA is 176-75 (.701) in ACC play (100-25 at home & 76-50 away), 193-38 (.836) at home and 162-47 (.775) in non-conference action (91-10 at JPI) under Bennett.
- Bennett ranks fourth all-time in winning percentage (.701) among ACC head coaches with 100 or more ACC wins.

BENNETT IN THE NCAA TOURNAMENT

- Virginia head coach Tony Bennett is 16-9 all-time in 10 NCAA tournament appearances.
- Bennett owns a 13-7 record in eight appearances at UVA (2012, 2014, 2015, 2016, 2017, 2018, 2019, 2021), high-lighted by the 6-0 mark en route to the 2019 NCAA title.
- He went 3-2 during two trips to the NCAA Tournament at Washington State and led the Cougars to the NCAA Sweet 16 in 2008.

NCAA TOURNAMENT EXPERIENCE

- Kihei Clark, Reece Beekman, Francisco Caffaro and Ben Vander Plas have competed in the NCAA Tournament.
- Clark will play in his third NCAA tournament (2019, 2021 and 2023), while Beekman and Caffaro make their second NCAA postseason appearance.
- Clark has averaged 6.7 points, 3.0 rebounds and 3.9 assists in seven NCAA games, including all six during the 2019 championship season.
- Beekman tallied six points, two rebounds and three assists vs. Ohio in 2021.
- Vander Plas played two games for Ohio in the 2021 NCAA Tournament.

RETURN TO ORLANDO

- Virginia returns to Orlando for the NCAA Tournament for the first time since 2017 when the Cavaliers went 1-1 in the East Region at Amway Center.
- No. 5 seed Virginia defeated No. 12 seed UNC Wilmington 76-71 in the first round before falling to No. 4 seed Florida 65-39 in the second round.

COMMON OPPONENTS

- Virginia and Furman share one common opponent, NC State, this season.
- The Cavaliers went 1-0 against NC State, posting a 63-50 victory on Feb. 7 at John Paul Jones Arena.
- The Wolfpack defeated the Paladins 92-73 on Dec. 13 in Raleigh.

UVA VS. THE SOUTHERN CONFERENCE

- Virginia meets its first Southern Conference foe in 2022-23.
- UVA is 112-15 all-time vs. current MAC opponents (101-15 vs. VMI, 3-0 vs. ETSU, 2-0 vs. The Citadel, 2-0 vs. UNCG, 2-0 vs. Wofford, 1-0 vs. Samford and 1-0 vs. Furman).
- Tony Bennett is 4-0 vs. the Southern Conference as a head coach.

NATIONAL DEFENSIVE POINTS PER GAME

RANKINGS UNDER TONY BENNETT

Year	School	Pts/Gm	Rank
2006-07	Washington State	59.5	17th
2007-08	Washington State	56.4	3rd
2008-09	Washington State	55.4	1st
2009-10	Virginia	63.6	54th
2010-11	Virginia	62.4	36th
2011-12	Virginia	54.2	2nd
2012-13	Virginia	55.6	5th
2013-14	Virginia	55.7	1st
2014-15	Virginia	51.5	1st
2015-16	Virginia	60.1	2nd
2016-17	Virginia	56.4	1st
2017-18	Virginia	54.0	1st
2018-19	Virginia	56.1	1st
2019-20	Virginia	52.4	1st
2020-21	Virginia	60.5	6th
2021-22	Virginia	60.1	6th
2022-23	Virginia	60.2	6th

UVA VS. SAN DIEGO STATE AND CHARLESTON

- If Virginia defeats Furman, the Cavaliers would meet No. 5 seed San Diego State (27-6) of the Mountain West Conference or No. 12 seed Charleston (31-3) of the Colonial Athletic Conference in the NCAA second round on Saturday, March 18.
- UVA is 1-0 all-time vs. San Diego State and Charleston.

CAVALIERS AGAINST THE FIELD OF 68

- Virginia competed against seven teams which qualified for the 2023 NCAA Tournament, posting a 4-4 record.
- UVA went 1-1 vs. Duke, 1-0 vs. Baylor and 1-0 vs. Illinois, 1-0 vs. NC State and 0-1 vs. Houston, 0-1 vs. Miami and 0-1 vs. Pittsburgh.

HOOS AMONG ACC LEADERS

- UVA leads the ACC in scoring defense (60.2), assists (15.8 apg) and assist/turnover ratio (1.85).
- Reece Beekman ranks first in the ACC in assist/turnover ratio (3.5), second in steals (1.8 spg) and third in assists (5.3 apg).
- Kihei Clark ranks second in the ACC in assists (5.4 apg) and assist/turnover ratio (2.8).
- Kadin Shedrick ranks fifth in blocks (1.3 bpg) and Ryan Dunn ranks 10th (1.1 bpg).
- Jayden Gardner ranks 16th in rebounding (5.8 rpg).

PLAYER NOTES

- Armaan Franklin (26, 25, 23, 21, 20, 20) leads Virginia with six 20-point games, while Jayden Gardner (26, 23, 20), Kihei Clark (20) and Ben Vander Plas (20) have also registered 20-point efforts.
- Franklin has led UVA in scoring in 12 contests this season and reached 1,000 career points vs. Boston College.
- Franklin registered his first career double-double with 25 points and career-best 10 rebounds at Wake Forest.
- Gardner has five double-doubles (12 points, 11 rebounds at Michigan, 20 points and 10 rebounds at Virginia Tech, 19 points and 12 rebounds at North Carolina, and 17 points and 10 rebounds vs. North Carolina and 23 points and 12 rebounds vs. Clemson in the ACC Tournament).
- Gardner scored his 2,000th point vs. NC Central and snared his 1,000th career rebound vs. Syracuse on Jan. 3.
- Gardner has led UVA in scoring in 11 contests and has reached double figures in scoring in 12 of the last 16 games.
- Isaac McKneely tied his ACC high with 12 points against Clemson (2/28) and added 10 vs. Duke (3/11).
- McKneely has made at least one 3-pointer in 25 games and two or more 3-pointers in 16 contests.
- Reece Beekman has 41 assists and eight turnovers in his past six games. Beekman is shooting career bests from 3-point range (35.5%) and charity stripe (78.8%).
- Ryan Dunn reached double figures for the second time with 10 points against Clemson.
- Dunn has registered seven multi-block games, including four games with three blocks.

ABOUT THE 2022-23 SCHEDULE

- Four Virginia opponents are ranked in the latest AP Top-25 poll (Houston, Baylor, Duke, Miami).
- UVA is 3-3 vs. ranked foes, defeating Baylor, Illinois and NC State and losing to Houston, Miami and Duke.



TONY BENNETT

EDUCATION

College: Green Bay, 1992

COACHING EXPERIENCE

1999-00	Wisconsin (staff volunteer)
2000-01	Wisconsin (assistant coach)
2003-04	Washington State (assistant coach)
2004-06	Washington State (associate head coach)
2006-09	Washington State (head coach)
2009-	Virginia (head coach)

THE BENNETT RECORD

Year	School	Record (Conf)	Postseason
2006-07	Washington St.	26-8 (13-5)	NCAA 2nd Round
2007-08	Washington St.	26-9 (11-7)	NCAA Sweet 16
2008-09	Washington St.	17-16 (8-10)	NIT 1st Round
2009-10	Virginia	15-16 (5-11)	
2010-11	Virginia	16-15 (7-9)	
2011-12	Virginia	22-10 (9-7)	NCAA 2nd Round
2012-13	Virginia	23-12 (11-7)	NIT Quarterfinals
2013-14	Virginia	30-7 (16-2)	NCAA Sweet 16
2014-15	Virginia	30-4 (16-2)	NCAA Third Round
2015-16	Virginia	29-8 (13-5)	NCAA Elite Eight
2016-17	Virginia	23-11 (11-7)	NCAA 2nd Round
2017-18	Virginia	31-3 (17-1)	NCAA 1st Round
2018-19	Virginia	35-3 (16-2)	NCAA Champions
2019-20	Virginia	23-7 (15-5)	N/A
2020-21	Virginia	18-7 (13-4)	NCAA First Round
2021-22	Virginia	21-14 (12-8)	NIT Quarterfinals
2022-23	Virginia	25-7 (15-5)	NCAA First Round
Total	17 seasons	410-157	
Virginia	14 seasons	341-124	

BENNETT VS. 2022-23 OPPONENTS

Opponent	Career	Virginia
UAlbany	1-0	1-0
Baylor	2-1	1-0
Boston College	13-6	13-6
UCLA	1-6	0-0
Clemson	16-4	16-4
Duke	6-14	6-14
Florida State	11-11	11-11
Georgia Tech	17-2	17-2
Houston	0-2	0-2
Illinois	1-0	1-0
JMU	4-1	4-1
Louisville	17-2	17-2
Maryland Eastern Shore	2-0	2-0
Miami	12-6	12-6
Michigan	2-0	2-0
Monmouth	2-0	2-0
North Carolina	14-11	14-10
NCCU	1-0	1-0
NC State	15-5	15-5
Northern Iowa	1-0	1-0
Notre Dame	13-2	12-2
Pitt	12-3	12-2
Syracuse	12-3	12-3
Virginia Tech	18-9	18-9
Wake Forest	11-5	11-5

VIRGINIA IN THE POLLS

Date	AP	Coaches	Date	AP	Coaches
Preseason	18	18	Jan. 23	7	6
Nov. 14	16	14	Jan. 30	6	4
Nov. 21	5	6	Feb. 6	8	9
Nov. 28	3	3	Feb. 13	7	6
Dec. 5	3	3	Feb. 20	6	6
Dec. 12	2	2	Feb. 27	13	12
Dec. 19	6	6	March 6	13	11
Dec. 26	13	12	March 13	14	10
Jan. 2	11	11			
Jan. 9	13	12			
Jan. 16	10	10			

THE DEFENSE NEVER RESTS

- UVA ranks sixth nationally in scoring defense at 60.2 ppg.
- The Cavaliers ranked eighth nationally in scoring defense in 2021-22 at 60.1 ppg.
- UVA has limited its opponents to 41.5 percent field goal shooting, including 34 percent from 3-point range.
- The Cavaliers have forced 26 shot clock violations and have averaged 28 shot clock violations since 2019.
- UVA is 12-1 when outrebounding its opponents.
- In 2021-22, the Cavaliers limited their opponents to 40.3 percent shooting and 33.6 percent from 3-point range.
- Bennett-coached teams have led the nation in scoring defense seven times and finished in the top-five nationally 11 times.

VANDER PLAS WILL BE MISSED

- UVA announced March 9 that forward Ben Vander Plas is out for the season with a broken right hand.
- Vander Plas injured the hand during practice on March 8.
- Vander Plas, who has started the past 14 contests, averaged 7.4 points and 4.6 rebounds in 29 games.
- He scored a season-high 20 points at Miami and collected a double-double with 10 points and 11 rebounds at Louisville.
- The graduate transfer from Ohio University finishes his five-year collegiate career with 1,787 points, 892 rebounds and 242 3-pointers.

OFFENSE ON THE WAY BACK

- UVA is averaging 67 points in four games in March after averaging just 57.1 points during seven games in February.
- UVA has shot 50 percent or better from the field in two of its last four games.
- In 2022-23, UVA is averaging 67.8 points per game, and shooting 44.9 percent from the field, including 35.3 percent from 3-point range and 70.1 percent free throws (lowest since 67.3 percent in 2013-14).
- UVA averaged 71.5 points in its first 21 games from November-January.
- UVA scored 70 or more points in its first six games (13 overall) for the first time since 2003-04 (8 games).
- UVA scored at least 70 points in six straight games for the first time since December of 2014.
- UVA shot 44.9 percent from the field, including 32.3 percent from 3-point range, last season.

VIRGINIA RANKED NO. 14 IN LATEST AP POLL

- UVA is ranked No. 14 in the latest AP national poll and has been ranked in the top-20 in all 19 polls.
- UVA's No. 2 ranking on Dec. 12 as UVA's highest since spending the last four weeks at No. 2 in 2018-19.
- UVA returned to the top-5 for the first time on Nov. 21 since a No. 4-preseason ranking in 2020-21.
- The Cavaliers were ranked No. 18 in the AP Preseason poll.
- UVA was ranked in the preseason AP top-25 for the fifth straight year and ninth in the last 10 seasons.

SUPER 70s AND AWESOME 80s

- Virginia is 13-0 when scoring 70 or more points in 2022-23 and 157-11 all-time under Tony Bennett.
- Virginia is 46-1 all-time under when scoring 80 or more points under Bennett with their lone loss a 93-81 setback at North Carolina in 2012-13.
- Bennett was 4-0 when scoring 80+ at Washington State.
- UVA scored 100 points against Marshall (2018-19) for the first time under Tony Bennett and added 97 points against Coppin State (2018-19).
- UVA is 4-0 all-time when scoring 90 or more under Bennett.

UVA MOURNS PASSING OF TERRY HOLLAND

- Legendary Virginia head coach and athletics director Terry Holland passed away Feb. 26. He was 80 years old.
- Holland served as head coach at Virginia from 1974-1990, retiring as UVA's all-time winningest men's basketball coach with a 326-173 (.653) record.
- Holland guided the Cavaliers to a pair of NCAA Final Four berths (1981 and 1984), three consecutive ACC regular-season titles (1981-83), two Elite Eight appearances (1983 and 1989), one ACC tournament championship (1976), one NIT crown (1980) and nine NCAA tournament appearances.
- He served as athletics director at UVA from 1994-2001.

THERE'S NO PLACE LIKE HOME

- Virginia is 231-54 (.811), including a 15-1 mark (10-0 ACC) in 2022-23, in 17 seasons at John Paul Jones Arena.
- UVA was 10-1 at JPJ in 2020-21 and is 193-38 (.836), including a 158-23 (.873) mark the past 11 seasons.
- UVA is an ACC-leading 87-13 (.870) in league home games over the past 11 seasons. Duke is second at 85-15 (.850).
- UVA has won 10+ home games for 13 straight seasons.

BENNETT/VANDER PLAS CONNECTION

- Ohio transfer Bennett (Ben) Vander Plas was named after Tony Bennett's father, Dick Bennett.
- Vander Plas' father Dean Vander Plas was a collegiate teammate of Tony Bennett for three seasons under Dick Bennett at UW-Green Bay from 1989-91.
- Vander Plas scored 17 points in Ohio's 62-58 win over Virginia in the first round of the 2021 NCAA Tournament.

GRUMPY OLD MEN

- UVA's roster includes sixth-year Ben Vander Plas, fifth-years Francisco Caffaro, Kihei Clark and Jayden Gardner, fourth-years Chase Coleman, Armaan Franklin and Kadin Shedrick, and third-year Reece Beekman.
- The average age of the Cavaliers is 20.8 years old.
- Gardner ranks second among active Division I players in career free throw attempts (809), fifth in free throws made (600), sixth in field goals made (888) and points (2,387), ninth in double-doubles (41) and rebounds (1,113) and 12th in field goals attempted (1,764).
- Clark ranks seventh among active DI players in assists (713), 12th in games (160) and 23rd in assist/turnover ratio (2.12).
- Gardner (2,387 points), Vander Plas (1,787 points) and Clark (1,431 points) have played in a combined 459 career games.

CLARK CAREER NOTES

- Kihei Clark is the ACC's all-time wins leader (76) and minutes leader at 5,308.
- Clark also became UVA's all-time leader in assists (713), wins (122), games (160) and starts (140) this season.
- Clark (713 assists) passed John Crotty (683 from 1988-91) for first on UVA's all-time assists list.
- Clark (122 wins) passed Mamadi Diakite (110 from 2017-20) for first on UVA's career wins list.
- Clark (76 ACC wins) passed Duke's Shane Battier (70 from 2017-20) for first on the career ACC wins (regular season and ACC Tournament) list.
- Clark ranks 22nd on UVA's all-time scoring list 1,431 points.
- Clark needs seven points to pass Barry Parkhill (1,437 from 1971-73) for 21st on the list.

WATCH ME NOW

- Kihei Clark was named to Bob Cousy Award Top-20 Watch List for the fourth straight season.
- Jayden Gardner was named to Karl Malone Award Top-20 Watch List for the second straight season.
- Gardner was a Wooden Preseason Top-50 Watch List honoree.

VANDER PLAS EARNS ACADEMIC ALL-DISTRICT HONORS

- Ben Vander Plas was named to the Men's Basketball Division I CSC Academic All-District® Team.
- Vander Plas earned his third Academic All-District Team honor after posting perfect 4.0 GPA in the fall semester at UVA.
- Vander Plas, who was named the CoSIDA Division I Men's Basketball Academic All-America® of the Year in 2021-22, is a graduate transfer enrolled in the professional learning program at Virginia.
- He earned his undergraduate degree in communications studies and master's degrees in sports administration and management from Ohio University.

MEET THE ROOKIES

- The Cavaliers welcome freshmen Isaac McKneely (Mr. Basketball West Virginia), Isaac Traudt (Mr. Basketball Nebraska), Ryan Dunn (brother of MLB pitcher Justin Dunn) and Leon Bond III to this year's team.

LAND OF CHEESE

- In addition to head coach Tony Bennett (Green Bay) and Director of Scouting Brad Soderberg (Stevens Point), UVA's roster includes Wisconsin natives Reece Beekman (Milwaukee), Leon Bond III (Wauwatosa) and Ben Vander Plas (Ripon).

UVA'S RECORD UNDER TONY BENNETT WHEN..

	All	2022-23
Leading at the half	268-32	19-1
Trailing at the half	63-86	6-6
Tied at the half	10-5	0-0
Playing Overtime	12-10	1-0
Shooting 50% or better	131-11	9-0
Shooting between 40-49.9%	166-46	14-3
Shooting less than 40%	44-67	2-4
Opponents shoot 50% or better	26-34	2-2
Opponents shoot less than 50%	315-90	23-5
UVA outrebounds its opponent	236-38	13-1
Opponent outrebounds UVA	96-82	12-5
Teams are tied in rebounds	9-4	0-1
UVA has 10 or more steals	30-5	5-0
UVA shoots 70% FT or better	211-67	13-4
UVA shoots less than 70% FT	130-58	12-3
Scoring less than 50 points	10-21	0-2
Scoring 50-59 points	48-47	2-0
Scoring 60-69 points	126-44	10-5
Scoring 70-79 points	115-10	11-0
Scoring 80-89 points	38-1	2-0
Scoring more than 90 points	4-0	0-0
Allowing fewer than 50 points	109-2	3-0
Allowing fewer than 40 points	27-0	0-0
Playing in John Paul Jones Arena	193-38	15-1
Playing on the road	91-62	6-5
Playing on a neutral court	57-24	4-1
Game decided by 1-4 points	51-49	3-2
Game decided by 5-10 points	88-34	13-4
Game decided by 11+ points	202-41	9-1
Playing at night	234-86	17-5
Playing in the afternoon	107-38	8-2
Playing on Monday	33-15	2-0
Playing on Tuesday	56-14	5-2
Playing on Wednesday	57-17	3-1
Playing on Thursday	22-10	1-0
Playing on Friday	37-11	4-0
Playing on Saturday	98-47	9-4
Playing on Sunday	37-10	1-0
Playing in November	78-15	6-0
Playing in December	58-17	4-2
Playing in January	83-29	7-1
Playing in February	69-37	5-3
Playing in March	51-25	3-0
Playing in April	2-0	0-0

CAVALIERS IN THE PROS

- Justin Anderson** (2013-15), Fort Wayne (G League)
- Darion Atkins** (2012-15), Trento (Italian Serie A)
- Malcolm Brogdon** (2012-16), Boston (NBA)
- Mamadi Diakite** (2016-20), Cleveland (NBA/G League)
- Anthony Gill** (2014-16), Washington (NBA)
- Kyle Guy** (2017-19), Joventut (Liga ACB)
- Devon Hall** (2015-18), Milano (Italian Serie A)
- Joe Harris** (2011-14), Brooklyn (NBA)
- Sam Hauser** (2021), Boston (NBA)
- De'Andre Hunter** (2017-19), Atlanta (NBA)
- Ty Jerome** (2017-19), Golden State (NBA)
- Braxton Key** (2019-20), Delaware (G League)
- Sylvan Landesberg** (2009-10), Shandong-Heroes (CBA)
- Jerome Meyinsse** (2007-10), Ironi Hai (Israel Winner)
- Laurynas Mikalauskas** (2006-08), Telsiai (Lithuanian NKL)
- Akil Mitchell** (2011-14), AEK Athens (Greek GBL)
- Trey Murphy III** (2021), New Orleans (NBA)
- London Perrantes** (2014-17), Hapoel Galil Gilboa (Israeli Winner)
- Mike Scott** (2008-12), Sluc Nancy Basket Pro (French ProA)
- Kody Stattmann** (2019-22), Brisbane (Australian NBL)
- Mike Tobey** (2013-16), Barcelona (Liga ACB)
- Tomas Woldetensae** (2020-21), Varese (Italian Serie A2)

CAVALIERS ADD GEORGETOWN TRANSFER DANTE HARRIS

- UVA added Georgetown transfer Dante Harris on Jan. 4, 2023.
- The 6-0, 170-pound guard averaged 10 points, 3.5 rebounds and 3.6 assists in 55 career games for the Hoyas from 2020-22. He shot 36.5 percent from the field and 79.8 percent from the free throw line. Harris scored in double figures 20 times.
- Harris averaged 11.9 points and 3.6 rebounds along with team-high in assists (118) as a sophomore in 2021-22.
- He was named the Most Outstanding Player of the 2021 Big East Tournament as a freshman.
- Harris will have three years of eligibility beginning in 2023-24.

VIRGINIA EXCEEDS ACC EXPECTATIONS AGAIN

- UVA finished tied for first in the ACC after being predicted to finish third in the 2022-23 ACC Preseason Poll.
- UVA has finished at or higher than their predicted finish in 13 of the last 15 seasons.

CAVALIERS INK BUCHANAN AND GERTRUDE TO NLI's

- UVA signed Blake Buchanan (Coeur d'Alene, Idaho/Lake City), and Elijah Gertrude (Jersey City, N.J./Hudson Catholic Regional) to National Letters of Intent on Nov. 9.
- Buchanan is a 6-10, 215-pound skilled forward who averaged 13 points and eight rebounds during his junior season at Lake City High School.
- Buchanan is ranked No. 74 in the On3 rankings.
- Gertrude is a 6-4, 180-pound athletic guard, who averaged 14.3 points as a junior for Hudson Catholic Regional H.S.
- Gertrude is ranked No. 70 in the On3 rankings.

HOLDING FOES UNDER 50

- UVA is 109-2, including a 3-0 mark in 2022-23, when limiting foes to fewer than 50 points during the Tony Bennett era.
- Bennett-coached teams are 134-3 when holding opponents to fewer than 50 points (25-1 in 3 years at Washington State).
- UVA is 27-0 when holding foes to fewer than 40 under Bennett.

UVA VS. RANKED OPPONENTS

- UVA is 51-45 against ranked foes in the Tony Bennett era.
- UVA is 3-3 vs. ranked opponents in 2022-23, recording wins against Baylor, Illinois and NC State.
- UVA's 11 ranked wins in 2018-19 marked a school record.
- UVA is 163-338 vs. ranked opponents since 1953-54.
- UVA is 1-31 all-time vs. No. 1-ranked opponents (86-73 win vs. No. 1 North Carolina on Jan. 30, 1986).

2022-23 Roster

No.	Name	Year	Pos.	Ht.	Wt.	Hometown/High School/Club/Previous School
0	Kihei Clark ****	Gr.	G	5-10	167	Woodland Hills, Calif./Taft Charter
1	Jayden Gardner *	Sr.&	F	6-6	233	Wake Forest, N.C./Heritage/East Carolina
2	Reece Beekman **	Jr.	G	6-3	190	Milwaukee, Wis./Scotlandville Magnet (La.)
4	Armaan Franklin *	Sr.	G	6-4	200	Indianapolis, Ind./Cathedral/Indiana
5	Ben Vander Plas	Gr.	F	6-8	236	Ripon, Wis./Ripon/Ohio University
10	Taine Murray *	So.	G	6-5	205	Auckland, N.Z./Rosmini College
11	Isaac McKneely	Fr.	G	6-4	179	Poca, W.Va./Poca
12	Chase Coleman ***	Sr.	G	5-10	165	Norfolk, Va./Maury
13	Ryan Dunn	Fr.	G	6-8	208	Freeport, N.Y./Perkiomen School
21	Kadin Shedrick **	R-Jr.	F	6-11	231	Holly Springs, N.C./Holly Springs
22	Francisco Caffaro ***	R-Sr.	C	7-1	254	Santa Fe, Argentina/NBA Global Academy
23	Isaac Traudt	Fr.	F	6-10	229	Grand Island, Neb./Grand Island
24	Tristian How	Jr.	F	6-7	202	Virginia Beach, Va./Norfolk Collegiate
35	Leon Bond III	Fr.	G/F	6-5	200	Wauwatosa, Wis./Wauwatosa East
	Dante Harris	Jr.^	G	6-0	170	Washington, D.C./Lakeway Christian Academy/Georgetown

* Denotes letters won
 & Fifth-year senior
 ^ Eligible to play in 2022-23

Head Coach: Tony Bennett (Green Bay '92/14th season)
Associate Head Coach: Jason Williford (Virginia '95/14th season)
Assistant Coach: Orlando Vandross (AIC '92/8th season)
Assistant Coach: Kyle Getter (Hanover College '01/5th season)
Director of Scouting: Brad Soderberg (UW-Stevens Point '85/8th season)
Director of Player Development: Larry Mangino (Montclair State '83/7th season)
Director of Player Personnel: Johnny Carpenter (Virginia '13/8th season)
Graduate Assistant: Isaiah Wilkins (Virginia '18/2nd season)
Associate AD for Basketball Administration/Operations: Ronnie Wideman (Washington State '06/14th season)
Program and Operations Assistant: Stelios Tzoutzis (Liberty '13/3rd season)
Strength and Conditioning Coach: Mike Curtis (Virginia '98/14th season)
Athletic Trainer: Ethan Saliba (Kansas '79/40th season)

REECE IN RARE COMPANY

- Last season, Reece Beekman became the first ACC player since Grant Hill (1993-94) to register at least 175 assists, 50 steals and 25 blocks in a season.
- Beekman joined Ty Lawson (2008-09), Chris Corchiani (1988-89) and Sidney Lowe (1980-81 & 1982-83), and Muggsy Bogues (1984-85) to lead the ACC in assists, steals and assist/turnover ratio.

GARDNER EARNS PRESEASON ALL-ACC HONORS

- Jayden Gardner was named to the preseason All-ACC second team for the second consecutive season.
- Gardner landed on the All-ACC third team in 2021-22 after ranking seventh in the ACC in field goal percentage (50.1%) and free throw percentage (79.3%), 12th in scoring (15.3 ppg) and 17th in rebounding (6.4 rpg).

CAVALIERS IN THE NBA

- Malcolm Brogdon (Boston), Mamadi Diakite (Cleveland), Joe Harris (Brooklyn), Anthony Gill (Washington), Sam Hauser (Boston), De'Andre Hunter (Atlanta), Ty Jerome (Golden State) and Trey Murphy III (New Orleans) are former Cavaliers who played in the NBA during the 2022-23 season.
- Murphy finished second in the 2023 NBA Slam Dunk Contest held in Salt Lake City, Utah.
- Diakite and Jerome are on two-way contracts.
- Indiana head coach Rick Carlisle is a Virginia alum who led Dallas to an NBA title.

ON THE HORIZON

- The winner of the Virginia/Furman NCAA first round game plays No. 5 seed San Diego State or No. 12 seed Charleston on Saturday, March 18. Tipoff and television designation is to be determined.

RECORDS WATCH

No.	Name	Career Points
19.	Donald Hand (1998-01)	1,486
20.	Othell Wilson (1981-84)	1,469
21.	Barry Parkhill (1971-73)	1,437
22.	Kihei Clark (2019-)	1,431

No.	Name	Season Assists
5.	Jeff Jones (1979-80)	200
6.	John Johnson (1986-87)	194
7.	Reece Beekman (2021-22)	181
8.	Kihei Clark (2019-20)	176
9.	Donald Hand (2000-01)	174
	Kihei Clark (2022-23)	174
11.	John Crotty (1990-91)	169
12.	Reece Beekman (2022-23)	163

No.	Name	Season Steals
1.	Reece Beekman (2021-22)	73
2.	Othell Wilson (1983-84)	69
3.	Othell Wilson (1981-82)	61
4.	Sean Singletary (2007-08)	60
5.	Ty Jerome (2018-19)	57
	Donald Hand (1998-99)	57
7.	Jeff Jones (1980-81)	56
8.	Ty Jerome (2017-18)	55
	Richard Morgan (1988-89)	55
	Reece Beekman (2022-23)	55

2022-23 HONORS

Reece Beekman..... ACC Player of the Week (11/21)
 Reece Beekman..... ACC Defensive Player of the Year
 Reece Beekman..... ACC All-Defensive Team
 Reece Beekman..... All-ACC Third Team
 Reece Beekman..... ACC All-Tournament Second Team
 Reece Beekman..... USBWA All-District 3
 Kihei Clark ACC All-Defensive Team
 Kihei Clark All-ACC Third Team
 Kihei Clark NABC All-District 2 Second Team
 Armaan Franklin..... ACC All-Tournament Second Team
 Jayden Gardner..... All-ACC Honorable Mention
 Jayden Gardner..... ACC All-Tournament First Team
 Ben Vander Plas..... CSC Academic All-District
 Ben Vander Plas..... CSC Academic All-America Team
 Member of the Year

VIRGINIA HIGHS FOR 2022-23**Team**

Points	89	Monmouth (11/11/22)
Field Goals Made	30	3x, last Clemson (3/10/23)
Field Goal Attempts	68	at North Carolina (2/25/23)
Field Goal Percentage	.556	2x, last Baylor (11/18/22)
3-point Field Goals Made	15	at Wake Forest (1/21/23)
3-point Field Goal Attempts	34	at Wake Forest (1/21/23)
3-point Field Goal Percentage	.643 (9-14)	vs Baylor (11/18/22)
Free Throws Made	27	vs Baylor (11/18/22)
Free Throw Attempts	35	vs Baylor (11/25/22)
Free Throw Percentage	1.000	2x, last Boston College (1/28/23)
Rebounds	38	5x, last Clemson (3/10/23)
Assists	25	Louisville (3/4/23)
Steals	14	at Georgia Tech (12/31/22)
Blocked Shots	10	2x, last James Madison (12/6/22)
Turnovers	14	2x, last Syracuse (1/30/23)
Fouls	20	2x, last at Wake Forest (1/21/23)

Individual

Points	26	2x, last by Gardner vs UMES (11/25/22)
Field Goals Made	12	Gardner vs UMES (11/25/22)
Field Goal Attempts	21	Franklin at Wake Forest (1/21/23)
Field Goal Percentage (min. 5 made)	1.000 (6-6)	Shedrick vs Baylor (11/18/22)
3-point Field Goals Made	5	Franklin at Wake Forest (1/21/23)
3-point Field Goal Attempts	12	Franklin at Wake Forest (1/21/23)
3-point Field Goal Percentage	1.000	16x, most by Beekman 2-2 vs Baylor (11/18/22)
Free Throws Made	9	2x, last by Clark vs Florida State (12/3/22)
Free Throw Attempts	12	Clark vs James Madison (12/6/22)
Free Throw Percentage	1.000	57x, last by Clark 4-4 vs Duke (3/11/23)
Rebounds	12	3x by Gardner, last vs Clemson (3/10/23)
Assists	11	2x, last by Beekman vs Louisville (3/4/23)
Steals	5	2x by Beekman, last vs North Carolina (3/10/23)
Blocked Shots	5	Shedrick vs North Carolina (3/10/23)
Turnovers	5	Clark at Syracuse (1/30/23)
Fouls	5	4x, last Dunn vs Duke (1/11/23)

OPPONENT HIGHS FOR 2022-23**Team**

Points	79	vs Baylor (11/18/22)
Field Goals Made	28	vs Baylor (11/18/22)
Field Goal Attempts	64	Florida State (12/3/22)
Field Goal Percentage	.531 (26-49)	at Michigan (11/29/22)
3-point Field Goals Made	12	Virginia Tech (1/18/23)
3-point Field Goal Attempts	27	5x, last North Carolina (3/10/23)
3-point Field Goal Percentage	.455 (10-22)	at North Carolina (2/25/23)
Free Throw Attempts	22	4x, last Duke (3/11/23)
Free Throw Percentage	1.000	2x, last Virginia Tech (1/18/23)
Rebounds	40	Florida State (12/3/23)
Assists	19	2x, last at Virginia Tech (2/4/23)
Steals	11	at Syracuse (1/30/23)
Blocked Shots	9	at Michigan (11/29/22)
Turnovers	23	at Georgia Tech (12/31/22)
Fouls	25	N.C. Central (11/7/22)

Individual

Points	25	Monsanto at Wake Forest (01/21/23)
Field Goals Made	9	3x, last Hall vs. Clemson (02/28/23)
Field Goal Attempts	20	Smith vs. NC State (02/07/23)
Field Goal Percentage	1.000	Langford Jr. (5-5) at Boston College (02/22/23)
3-point Field Goals Made	7	Monsanto at Wake Forest (01/21/23)
3-point Field Goal Attempts	11	3x, last Tyson vs. Clemson (02/28/23)
3-point Field Goal Percentage	1.000	Nance (4-4) at North Carolina (02/25/23)
Free Throws Made	9	Hildreth at Wake Forest (01/21/23)
Free Throw Attempts	10	Hildreth at Wake Forest (01/21/23)
Free Throw Percentage	1.000	57x, last Roach (7-7) vs Duke (03/11/23)
Rebounds	11	2x, last Young vs. Duke (02/11/23)
Assists	8	3x, last Mutts at Virginia Tech (02/04/23)
Steals	4	2x, last Whitehead vs. Duke (03/11/23)
Blocked Shots	5	Dickinson at Michigan (11/29/22)
Turnovers	6	2x, last Burns Jr. vs. NC State (02/07/23)
Fouls	5	11x, last Roach vs. Duke (02/11/23)

VIRGINIA LOWS FOR 2022-23**Team**

Points	48	Boston College (2/22/23)
Field Goals Made	16	Duke (03/11/23)
Field Goal Attempts	45	2x, last vs. James Madison (12/06/22)
Field Goal Percentage	.322 (19-59)	Boston College (2/22/23)
3-point Field Goals Made	2	NC State (02/07/23)
3-point Field Goal Attempts	8	2x, last vs. NC State (02/07/23)
3-point Field Goal Percentage	.190 (4-21)	Boston College (2/22/23)
Free Throw Attempts	3	at Florida State (1/14/23)
Free Throw Percentage	.409 (9-22)	Duke (02/11/23)
Rebounds	24	2x, last vs. Louisville (03/04/23)
Assists	9	3x, last vs. Duke (03/11/23)
Steals	2	2x, last vs. Wake Forest (01/21/2023)
Blocked Shots	0	at Michigan (11/29/2022)
Turnovers	4	at North Carolina (02/25/2023)
Fouls	9	3x, last at Boston College (02/22/2023)

OPPONENT LOWS FOR 2022-23**Team**

Points	42	Monmouth (11/11/22)
Field Goals Made	15	James Madison (12/6/22)
Field Goal Attempts	41	Monmouth (11/11/22)
Field Goal Percentage	.273 (15-55)	James Madison (12/6/22)
3-point Field Goals Made	3	3x, last Syracuse (01/30/23)
3-point Field Goal Attempts	11	Monmouth (11/11/22)
3-point Field Goal Percentage	.167 (3-18)	UMES (11/25/22)
Free Throw Attempts	2	Virginia Tech (01/18/23)
Free Throw Percentage	.444 (4-9)	Illinois (11/20/22)
Rebounds	21	Monmouth (11/11/22)
Assists	5	2x, last James Madison (12/6/22)
Steals	1	2x, last North Carolina (02/25/23)
Blocked Shots	0	Monmouth (11/11/22)
Turnovers	8	6x, last Notre Dame (02/18/23)
Fouls	8	2x, last Boston College (01/28/23)

VIRGINIA ALL-TIME IN THE NCAA TOURNAMENT

Date	Seed	Region (Site) - Round	Opponent (Seed)	Score
3/13/76	--	East (Charlotte, N.C.) - 1st Round	DePaul (--)	L 69-60
3/13/81	1	East (Charlotte, N.C.) - 2nd Round	Villanova (9)	W 54-50
3/19/81		East (Atlanta, Ga.) - Regional Semifinal	Tennessee (4)	W 62-48
3/21/81		East (Atlanta, Ga.) - Regional Final	Brigham Young (6)	W 74-60
3/28/81		Final Four (Philadelphia, Pa.) - National Semifinal	North Carolina (2-West)	L 78-65
3/30/81		Final Four (Philadelphia, Pa.) - Third Place Game	LSU (1-Midwest)	W 78-74
3/14/82	1	Midwest (Indianapolis, Ind.) - 2nd Round	Tennessee (9)	W 54-51
3/18/82		Midwest (Birmingham, Ala.) - Regional Semifinal	UAB (4)	L 68-66
3/19/83	1	West (Boise, Idaho) - 2nd Round	Washington State (8)	W 54-49
3/24/83		West (Ogden, Utah) - Regional Semifinal	Boston College (4)	W 95-92
3/26/83		West (Ogden, Utah) - Regional Final	NC State (6)	L 63-62
3/16/84	7	East (East Rutherford, N.J.) - 1st Round	Iona (10)	W 58-57
3/18/84		East (East Rutherford, N.J.) - 2nd Round	Arkansas (2)	W 53-51 (ot)
3/22/84		East (Atlanta, Ga.) - Regional Semifinal	Syracuse (3)	W 63-55
3/24/84		East (Atlanta, Ga.) - Regional Final	Indiana (4)	W 50-48
3/31/84		Final Four (Seattle, Wash.) - National Semifinal	Houston (2-Midwest)	L 49-47 (ot)
3/13/86	5	East (Greensboro, N.C.) - 1st Round	DePaul (12)	L 72-68
3/12/87	5	West (Salt Lake City, Utah) - 1st Round	Wyoming (12)	L 64-60
3/16/89	5	Southeast (Nashville, Tenn.) - 1st Round	Providence (12)	W 100-97
3/18/89		Southeast (Nashville, Tenn.) - 2nd Round	Middle Tennessee (13)	W 104-88
3/23/89		Southeast (Lexington, Ky.) - Regional Semifinal	Oklahoma (1)	W 86-80
3/25/89		Southeast (Lexington, Ky.) - Regional Final	Michigan (3)	L 102-65
3/16/90	7	Southeast (Richmond, Va.) - 1st Round	Notre Dame (10)	W 75-67
3/18/90		Southeast (Richmond, Va.) - 2nd Round	Syracuse (2)	L 63-61
3/14/91	7	West (Salt Lake City, Utah) - 1st Round	Brigham Young (10)	L 61-48
3/19/93	6	East (Syracuse, N.Y.) - 1st Round	Manhattan (11)	W 78-66
3/21/93		East (Syracuse, N.Y.) - 2nd Round	Massachusetts (3)	W 71-56
3/26/93		East (East Rutherford, N.J.) - Regional Semifinal	Cincinnati (2)	L 71-54
3/18/94	7	West (Sacramento, Calif.) - 1st Round	New Mexico (10)	W 57-54
3/20/94		West (Sacramento, Calif.) - 2nd Round	Arizona (2)	L 71-58
3/16/95	4	Midwest (Dayton, Ohio) - 1st Round	Nicholls State (13)	W 96-72
3/18/95		Midwest (Dayton, Ohio) - 2nd Round	Miami (Ohio) (12)	W 60-54 (ot)
3/24/95		Midwest (Kansas City, Mo.) - Regional Semifinal	Kansas (1)	W 67-58
3/26/95		Midwest (Kansas City, Mo.) - Regional Final	Arkansas (2)	L 68-61
3/13/97	9	West (Salt Lake City, Utah) - 1st Round	Iowa (8)	L 73-60
3/16/01	5	South (Memphis, Tenn.) - 1st Round	Gonzaga (12)	L 86-85
3/16/07	4	South (Columbus, Ohio) - 1st Round	Albany (13)	W 84-57
3/18/07		South (Columbus, Ohio) - 2nd Round	Tennessee (5)	L 77-74
3/16/12	10	West (Omaha, Neb.) - 2nd Round	Florida (7)	L 71-45
3/21/14	1	East (Raleigh, N.C.) - 2nd Round	Coastal Carolina (16)	W 70-59
3/23/14		East (Raleigh, N.C.) - 3rd Round	Memphis (8)	W 78-60
3/28/14		East (New York, N.Y.) - Regional Semifinal	Michigan State (4)	L 61-59
3/20/15	2	East (Charlotte, N.C.) - 2nd Round	Belmont (15)	W 79-67
3/21/15		East (Charlotte, N.C.) - 3rd Round	Michigan State (7)	L 60-54
3/17/16	1	Midwest (Raleigh, N.C.) - 1st Round	Hampton (16)	W 81-45
3/19/16		Midwest (Raleigh, N.C.) - 2nd Round	Butler (9)	W 77-69
3/25/16		Midwest (Chicago, Ill.) - Regional Semifinal	Iowa State (4)	W 84-71
3/27/16		Midwest (Chicago, Ill.) - Regional Final	Syracuse (10)	L 68-62
3/16/17	5	East (Orlando, Fla.) - 1st Round	UNC Wilmington (12)	W 76-71
3/18/17		East (Orlando, Fla.) - 2nd Final	Florida (4)	L 65-39
3/16/18	1	South (Charlotte, N.C.) - 1st Round	UMBC (16)	L 74-54
3/22/19	1	South (Columbia, S.C.) - 1st Round	Gardner-Webb (16)	W 71-56
3/24/19		South (Columbia, S.C.) - 2nd Round	Oklahoma (9)	W 63-51
3/28/19		South (Louisville, Ky.) - Regional Semifinal	Oregon (12)	W 53-49
3/30/19		South (Louisville, Ky.) - Regional Final	Purdue (3)	W 80-75 (ot)
4/6/19		Final Four (Minneapolis, Minn.) - National Semifinal	Auburn (5)	W 63-62
4/8/19		Final Four (Minneapolis, Minn.) - National Final	Texas Tech (3)	W 85-77 (ot)
3/20/21	4	West (Bloomington, Ind.) - 1st Round	Ohio (14)	L 62-58

Total: 35-23

VIRGINIA BY REGION

Region	Record (Pct.)	Rd.64	Rd.32	Reg. SF	Reg. Final	Final Four
East	13-5 (.722)	5-2	4-1	2-2	2-0	
Midwest	1-1 (.500)	0-0	1-0	0-1	0-0	
Midwest	6-3 (.667)	2-0	2-1	2-0	0-2	
South	5-3 (.625)	2-2	1-1	1-0	1-0	
Southeast	4-2 (.667)	2-0	1-1	1-0	0-1	
West	3-7 (.300)	1-5	1-1	1-0	0-1	
Final Four	3-2 (.500)					3-2
Overall	35-23 (.603)	12-9	10-5	7-3	3-4	3-2

UVA PLAYERS IN THE NCAA TOURNAMENT

Player	G	Points	Rebounds	Assists
Kihei Clark	7	6.7	3.0	3.9
Ben Vander Plas *	2	13.0	7.5	3.5
Reece Beekman	1	6.0	2.0	3.0
Francisco Caffaro	1	0.0	1.0	0.0

* Includes stats from Ohio from 2019-2022

* Vander Plas will not play in the 2023 NCAA Tournament

UVA TOP-10 IN NCAA TOURNAMENT

Scoring

- Richard Morgan vs. Providence (1989)33
- Richard Morgan vs. Middle Tennessee (1989).....33
- Bryant Stith vs. Syracuse (1990)30
- Roger Mason, Jr. vs. Gonzaga (2001)30
- Bryant Stith vs. Oklahoma (1989).....28
- John Crotty vs. Notre Dame (1990).....28
- Junior Burrough vs. Miami (Ohio) (1994).....28
- J.R. Reynolds vs. Albany (2007)28
- De'Andre Hunter vs. Texas Tech (2019)27
- Cory Alexander vs. Manhattan (1993).....27

Rebounding

- Ralph Sampson vs. UAB (1982)21
- Junior Burrough vs. Arkansas (1995)16
- Craig Robinson vs. Boston College (1983).....15
- Kenton Edelin vs. Syracuse (1984)14
- Brent Dabbs vs. Oklahoma (1989)14
- Darion Atkins vs. Michigan State (2015).....14
- Jason Williford vs. Miami (Ohio) (1995).....13
- Five Times, last by J. Burrough vs. Kansas (1995) ..12

VIRGINIA BY SEED

Seed	Record (Pct.)
1	18-6 (.750)
2	1-1 (.500)
3	0-0 (.000)
4	4-3 (.571)
5	4-5 (.444)
6	2-1 (.667)
7	6-4 (.600)
9	0-1 (.000)
10	0-1 (.000)
Unseeded	0-1 (.000)
Total	35-23 (.603)

NCAA TOURNAMENT SUPERLATIVES

VIRGINIA HIGHS

Points 104 vs. Middle Tennessee (1989)
 Margin of Victory 36 vs. Hampton (2016)
 Field Goals Made 36 vs. Boston College (1983) [36-72]
 Field Goals Attempted 74 vs. Arizona (1994) [23-74]
 Field Goal Pct. 63.4% vs. NC State (1983) [26-41]
 3-Point FG Made 12 vs. Hampton (2016) [12-25]
 3-Point FG Attempted 28 vs. Arizona (1994) [9-28]
 3-Point FG Pct. 75% vs. Wyoming (1987) [3-4]
 (min. 10 3FGA) 70, 2x, last vs. Middle Tennessee (1989) [7-10]
 Free Throws Made 34 vs. LSU (1981) [34-38]
 Free Throws Attempted 42 vs. Nicholls State (1995) [32-42]
 Free Throw Pct. (min. 10 FTA) 90.9% vs. DePaul (1976) [10-11]
 Offensive Rebounds 18, 4x, last vs. Mich. St. (2015)
 Rebounds 50 vs. Boston College (1983)
 Rebound Margin +16, 2x last vs. Albany (2007) [41-25]
 Personal Fouls 27, 2x last vs. Boston College (1983)
 Disqualifications 3 vs. Boston College (1983)
 Assists 26 vs. Iowa State (2016)
 Turnovers 21 vs. Cincinnati (1993)
 Blocked Shots 9 vs. Auburn (2019)
 Steals 12 vs. Nicholls State (1995)
 Overtime Periods 1, 4x last vs. Purdue (2019)

VIRGINIA LOWS

Points 39 vs. Florida (2017)
 Margin of Victory 1 vs. Iona (1984)
 Field Goals Made 16 vs. Florida (2017) [16-57]
 Field Goals Attempted 38 vs. Washington State (1983) [19-38]
 Field Goal Pct. 27.7% vs. Brigham Young (1991) [18-65]
 3-Point FG Made 1, 2x last vs. Florida (2017) [1-15]
 3-Point FG Attempted 4 vs. Wyoming (1987) [3-4]
 3-Point FG Pct. 6.7%, 2x last vs. Florida (2017) [1-15]
 (min. 10 3FGA) 6.7%, 2x last vs. Florida (2017) [1-15]
 Free Throws Made 3, 2x last vs. Arizona (1994) [3-6]
 Free Throws Attempted 5 vs. Oregon (2019) [4-5]
 Free Throw Pct. (min. 10 FTA) 38.1% vs. Tennessee (1982) [8-21]
 Offensive Rebounds 0 vs. Coastal Carolina (2014)
 Rebounds 21 vs. Arkansas (1984)
 Rebound Margin -16, 2x last vs. Florida (2012) [23-39]
 Personal Fouls 9 vs. Gardner-Webb (2019)
 Disqualifications 0 - many times
 Assists 5, 3x last vs. UMBC (2018)
 Turnovers 3 vs. Ohio (2021)
 Blocked Shots 0, 5x
 Steals 0 vs. Arkansas (1995)
 Overtime Periods 1, 4x last vs. Purdue (2019)

OPPONENT HIGHS

Points 102, Michigan (1989)
 Margin of Victory 37, Michigan (1989)
 Field Goals Made 41, Michigan (1989) [41-70]
 Field Goals Attempted 78, Boston College (1983) [34-78]
 Field Goal Pct. 58.6%, Michigan (1989) [41-70]
 3-Point FG Made 14, Purdue (2019) [14-32]
 3-Point FG Attempted 32 by Purdue (2019) [14-32]
 3-Point FG Pct. 55%, Michigan (1989) [11-20]
 Free Throws Made 28, North Carolina (1981) [28-37]
 Free Throws Attempted 37, North Carolina (1981) [28-37]
 Free Throw Pct. (min. 10 FTA) 92.9%, Ohio (2021) [13-14]
 Free Throw Pct. (under 10 FTA) 100%, Indiana (1984) [6-6]
 Offensive Rebounds 24, Cincinnati (1993)
 Rebounds 48, Cincinnati (1993)
 Rebound Margin +16, 2x last by Florida (2012) [39-23]
 Personal Fouls 34, Syracuse (1984)
 Disqualifications 5, Syracuse (1984)
 Assists 23, Michigan (1989)
 Turnovers 22, Nicholls State (1995)
 Blocked Shots 13, Brigham Young (1991)
 Steals 13, Arkansas (1984)

OPPONENT LOWS

Points 45, Hampton (2016)
 Margin of Victory 1, NC State (1983)
 Field Goals Made 17, 2x, last by Hampton (2016) [17-56]
 Field Goals Attempted 37, Brigham Young (1991) [19-37]
 Field Goal Pct. 30.4%, Hampton (2016) [17-56]
 3-Point FG Made 2, 3x last by Kansas (1995) [2-21]
 3-Point FG Attempted 4, Notre Dame (1990) [2-4]
 3-Point FG Pct. 9.5%, Kansas (1995) [2-21]
 Free Throws Made 2, Tennessee (1981) [2-4]
 Free Throws Attempted 4, Tennessee (1981) [2-4]
 Free Throw Pct. (min. 10 FTA) 42.9%, Memphis (2014) [9-21]
 Free Throw Pct. (under 10 FTA) 50%, Tennessee (1981) [2-4]
 Offensive Rebounds 2, Iowa State (2016)
 Rebounds 19, Tennessee (1981)
 Rebound Margin -16, 2x last by Florida (2012) [39-23]
 Personal Fouls 10, 3x last by Florida (2012)
 Disqualifications 0 - many times
 Assists 4, Hampton (2016)
 Turnovers 5, Auburn (2019)
 Blocked Shots 0, 9x last by UMBC (2018)
 Steals 1, 6x last by Ohio (2021)

VIRGINIA INDIVIDUAL HIGHS

Points 33, Richard Morgan vs. Providence (1989)
 33, Richard Morgan vs. Middle Tennessee (1989)
 Rebounds 21, Ralph Sampson vs. UAB (1982)
 Offensive Rebounds 8, Junior Burrough vs. Arkansas (1995)
 FG Made 11, 5x last by Mason, Jr. vs. Gonzaga (2001) [11-19]
 FG Attempted 22, 3x last by Burrough vs. Arizona (1994) [9-22]
 FG Pct. (Min 10 FGA) 90%, John Crotty vs. Providence (1989) [9-10]
 FG Pct. (Min 10 FGM) 76.9%, Crotty vs. Middle Tenn. (1989) [10-13]
 Best Perfect FG Game 9-9, Jeff Jones vs. UAB (1982)
 3-Point FG Made 6, London Perrantes vs. Syracuse (2016) [6-10]
 3-Point FG Attempted 12, 2x, last by K. Guy vs. Purdue (1995) [5-12]
 3-Point FG Pct. 83.3%, Richard Morgan vs. Middle Tenn. (1989) [5-6]
 Best Perfect 3FG Game 4-4, John Crotty vs. Providence (1989)
 FT Made 12, Bryant Stith vs. Middle Tennessee (1989) [12-12]
 12, Harold Deane vs. Nicholls State (1995) [12-14]
 FT Attempted 14, Harold Deane vs. Nicholls State (1995) [12-14]
 FT Pct. (min. 10 FTA) 100%, Stith vs. Middle Tenn. (1989) [12-12]
 Best Perfect FT Game 12-12, Stith vs. Middle Tenn. (1989)
 Assists 14, John Crotty vs. Middle Tennessee (1989)
 Turnovers 7, Harold Deane vs. Nicholls State (1995)
 Blocked Shots 5 by Mamadi Diakite vs. Auburn (2019)
 Steals 5, Othell Wilson vs. Washington State (1983)
 5, Harold Deane vs. Nicholls State (1995)
 Minutes 45, 2x, Guy vs. Texas Tech (2019), O. Wilson vs. Houston (1984)

OPPONENT INDIVIDUAL HIGHS

Points 42, Carsen Edwards, Purdue (2019)
 Rebounds 15, Kerry Hammonds, Middle Tennessee (1989)
 Offensive Rebounds 6, Keith Bullock, Manhattan (1993)
 FG Made 14, 2x last by Carsen Edwards, Purdue (2019) [14-25]
 FG Attempted 25, Carsen Edwards (2019) [14-25]
 FG Pct. (Min 10 FGA) 81.3%, Glen Rice, Michigan (1989) [13-16]
 FG Pct. (Min 10 FGM) 81.3%, Glen Rice, Michigan (1989) [13-16]
 Best Perfect FG Game 6-6, Patric Young, Florida (2012)
 3-Point FG Made 10, Carsen Edwards, Purdue (2019) [10-19]
 3-Point FG Attempted 19, Carsen Edwards, Purdue (2019) [10-19]
 3-Point FG Pct. (Min 5 3FGA) 80%, Glen Rice, Michigan (1989) [4-5]
 Best Perfect 3FG Game 4-4, Andrew Chrabaszcz, Butler (2016) [4-4]
 FT Made 11, Al Wood, North Carolina (1981) [11-13]
 FT Attempted 13, Al Wood, North Carolina (1981) [11-13]
 13, Khalid Reeves, Arizona (1994) [10-13]
 FT Pct. (min. 10 FTA) 90%, Tom Garris, Boston College (1983) [9-10]
 90%, Chris Lofton, Tennessee (2007) [9-10]
 Best Perfect FT Game 7-7, Oliver Robinson, UAB (1982)
 Assists 11, Nick Van Exel, Cincinnati (1993)
 Turnovers 8, Akeem Olajuwon, Houston (1984)
 Blocked Shots 10, Shawn Bradley, Brigham Young (1991)
 Steals 8, Alvin Robertson, Arkansas (1984)
 Minutes 45, 6x

GAME 1 - NO. 18 VIRGINIA 73, NCCU 61



Official Basketball Box Score - Final
N.C. Central at Virginia
11/07/22 John Paul Jones Arena, Charlottesville
2022-23 Men's Basketball

Game Time: 9:00 PM
Game Duration: 1:58
Attendance: 13,328

N.C. Central - 61

Record: 0-1

Box score table for N.C. Central vs Virginia. Columns include NO. Name, Min, FG, 3P, FT, Rebounds, Fouls, TP, AS, TO, ST, Blocks, +/-.

Shooting By Period table for N.C. Central. Columns include 1st FG%, 3PT%, FT%, 2nd FG%, 3PT%, FT%, GM FG%, 3PT%, FT%, Dead Ball Rebounds.

Technical Fouls: NONE

Virginia - 73

Record: 1-0

Box score table for Virginia vs N.C. Central. Columns include NO. Name, Min, FG, 3P, FT, Rebounds, Fouls, TP, AS, TO, ST, Blocks, +/-.

Shooting By Period table for Virginia. Columns include 1st FG%, 3PT%, FT%, 2nd FG%, 3PT%, FT%, GM FG%, 3PT%, FT%, Dead Ball Rebounds.

Technical Fouls: NONE

Summary statistics table for Game 1. Includes Biggest lead, Best Scoring Run, Lead Changes, Times Tied, Time with Lead, Points from Turnovers, Paint, Second Chance, Fast Breaks, Bench, and Period by Period Scoring.

GAME 2 - NO. 18 VIRGINIA 89, MONMOUTH 42



Official Basketball Box Score - Final
Monmouth at Virginia
11/11/22 John Paul Jones Arena, Charlottesville
#18 Virginia vs Monmouth Men's Basketball

Game Time: 9:00 PM
Game Duration: 1:54
Attendance: 13,487

Officials: Ted Valentine, Jeffrey Clark, Justin Porterfield

Monmouth - 42

Record: 0-2

Box score table for Monmouth vs Virginia. Columns include NO. Name, Min, FG, 3P, FT, Rebounds, Fouls, TP, AS, TO, ST, Blocks, +/-.

Shooting By Period table for Monmouth. Columns include 1st FG%, 3PT%, FT%, 2nd FG%, 3PT%, FT%, GM FG%, 3PT%, FT%, Dead Ball Rebounds.

Technical Fouls: NONE

Virginia - 89

Record: 2-0

Box score table for Virginia vs Monmouth. Columns include NO. Name, Min, FG, 3P, FT, Rebounds, Fouls, TP, AS, TO, ST, Blocks, +/-.

Shooting By Period table for Virginia. Columns include 1st FG%, 3PT%, FT%, 2nd FG%, 3PT%, FT%, GM FG%, 3PT%, FT%, Dead Ball Rebounds.

Technical Fouls: NONE

Summary statistics table for Game 2. Includes Biggest lead, Best Scoring Run, Lead Changes, Times Tied, Time with Lead, Points from Turnovers, Paint, Second Chance, Fast Breaks, Bench, and Period by Period Scoring.

GAME 3 - NO. 16 VIRGINIA 86, NO. 5 BAYLOR 79



Official Basketball Box Score - Final
Virginia at Baylor
11/19/22 T-Mobile Arena, Las Vegas
2022-23 Men's Basketball

Game Time: 4:00 PM
Game Duration: 2:19

Officials: Ray Naili, Bert Smith, Greg Nixon

Virginia - 86

Record: 3-0

Box score table for Virginia vs Baylor. Columns include NO. Name, Min, FG, 3P, FT, Rebounds, Fouls, TP, AS, TO, ST, Blocks, +/-.

Shooting By Period table for Virginia. Columns include 1st FG%, 3PT%, FT%, 2nd FG%, 3PT%, FT%, GM FG%, 3PT%, FT%, Dead Ball Rebounds.

Technical Fouls: Franklin 2nd; 12:08

Baylor - 79

Record: 3-1

Box score table for Baylor vs Virginia. Columns include NO. Name, Min, FG, 3P, FT, Rebounds, Fouls, TP, AS, TO, ST, Blocks, +/-.

Shooting By Period table for Baylor. Columns include 1st FG%, 3PT%, FT%, 2nd FG%, 3PT%, FT%, GM FG%, 3PT%, FT%, Dead Ball Rebounds.

Technical Fouls: Bonner 2nd; 17:11; Lohner 2nd; 7:12

Summary statistics table for Game 3. Includes Biggest lead, Best Scoring Run, Lead Changes, Times Tied, Time with Lead, Points from Turnovers, Paint, Second Chance, Fast Breaks, Bench, and Period by Period Scoring.

GAME 4 - NO. 16 VIRGINIA 70, NO. 19 ILLINOIS 61



Official Basketball Box Score - Final
Illinois at Virginia
11/20/22 T-Mobile Arena, Las Vegas
2022-23 Men's Basketball

Game Time: 12:00 PM
Game Duration: 2:05

Officials: Bert Smith, Ray Naili, Greg Nixon

Illinois - 61

Record: 4-1

Box score table for Illinois vs Virginia. Columns include NO. Name, Min, FG, 3P, FT, Rebounds, Fouls, TP, AS, TO, ST, Blocks, +/-.

Shooting By Period table for Illinois. Columns include 1st FG%, 3PT%, FT%, 2nd FG%, 3PT%, FT%, GM FG%, 3PT%, FT%, Dead Ball Rebounds.

Technical Fouls: NONE

Virginia - 70

Record: 4-0

Box score table for Virginia vs Illinois. Columns include NO. Name, Min, FG, 3P, FT, Rebounds, Fouls, TP, AS, TO, ST, Blocks, +/-.

Shooting By Period table for Virginia. Columns include 1st FG%, 3PT%, FT%, 2nd FG%, 3PT%, FT%, GM FG%, 3PT%, FT%, Dead Ball Rebounds.

Technical Fouls: NONE

Summary statistics table for Game 4. Includes Biggest lead, Best Scoring Run, Lead Changes, Times Tied, Time with Lead, Points from Turnovers, Paint, Second Chance, Fast Breaks, Bench, and Period by Period Scoring.

GAME 5 - NO. 5 VIRGINIA 72, MARYLAND EASTERN SHORE 45



Official Basketball Box Score - Final
UMES at Virginia
11/25/22 John Paul Jones Arena, Charlottesville

Game Time: 6:00 PM
Game Duration: 1:42
Attendance: 13,882

No. 5 Virginia vs Maryland-Eastern Shore Men's Basketball
Officials: Brian O'Connell, Tommy Morrissey, Dwayne Gladden

Box score table for Game 5, Virginia vs UMES. Columns include NO., Name, Min, FG, 3P, FT, Rebounds, Fouls, TP, AS, TO, ST, Blocks, +/-.

Shooting By Period table for Game 5, showing FG%, 3PT%, FT%, and GM FG% for 1st and 2nd halves.

Dead Ball Rebounds: 3, 0

Technical Fouls:Fofana 1^6:48

Box score table for Game 5, Virginia vs UMES (continued). Includes team totals and technical fouls.

Summary statistics table for Game 5, including Biggest lead, Best Scoring Run, Lead Changes, Times Tied, Time with Lead, Points from Turnovers, Paint, Second Chance, Fast Breaks, Bench.

GAME 6 - NO. 3 VIRGINIA 70, MICHIGAN 68



Official Basketball Box Score - Final
Virginia at Michigan
11/29/22 Crisler Center, Ann Arbor

Game Time: 9:30 PM
Game Duration: 2:04
Attendance: 12,200

2022-23 Men's Basketball
Officials:

Box score table for Game 6, Virginia vs Michigan. Columns include NO., Name, Min, FG, 3P, FT, Rebounds, Fouls, TP, AS, TO, ST, Blocks, +/-.

Shooting By Period table for Game 6, showing FG%, 3PT%, FT%, and GM FG% for 1st and 2nd halves.

Dead Ball Rebounds: 3, 0

Technical Fouls:NONE

Box score table for Game 6, Michigan vs Virginia. Columns include NO., Name, Min, FG, 3P, FT, Rebounds, Fouls, TP, AS, TO, ST, Blocks, +/-.

Shooting By Period table for Game 6, showing FG%, 3PT%, FT%, and GM FG% for 1st and 2nd halves.

Dead Ball Rebounds: 1, 0

Technical Fouls:Dickinson 2^11:50

Summary statistics table for Game 6, including Biggest lead, Best Scoring Run, Lead Changes, Times Tied, Time with Lead, Points from Turnovers, Paint, Second Chance, Fast Breaks, Bench.

GAME 7 - NO. 3 VIRGINIA 62, FLORIDA STATE 57



Official Basketball Box Score - Final
Florida St. at Virginia
12/03/22 John Paul Jones Arena, Charlottesville

Game Time: 2:00 PM
Game Duration: 2:08
Attendance: 14,280

No. 3 Virginia vs Florida State Men's Basketball
Officials: Ron Groover, Doug Simons, Clarence Armstrong

Box score table for Game 7, Virginia vs Florida State. Columns include NO., Name, Min, FG, 3P, FT, Rebounds, Fouls, TP, AS, TO, ST, Blocks, +/-.

Shooting By Period table for Game 7, showing FG%, 3PT%, FT%, and GM FG% for 1st and 2nd halves.

Dead Ball Rebounds: 1, 0

Technical Fouls:NONE

Box score table for Game 7, Virginia vs Florida State (continued). Includes team totals and technical fouls.

Summary statistics table for Game 7, including Biggest lead, Best Scoring Run, Lead Changes, Times Tied, Time with Lead, Points from Turnovers, Paint, Second Chance, Fast Breaks, Bench.

GAME 8 - NO. 3 VIRGINIA 55, JMU 50



Official Basketball Box Score - Final
James Madison at Virginia
12/06/22 John Paul Jones Arena, Charlottesville

Game Time: 8:00 PM
Game Duration: 2:10
Attendance: 14,193

2022-23 Men's Basketball
Officials: Jamie Luckie, Job Hartness, Justin Porterfield

Box score table for Game 8, Virginia vs JMU. Columns include NO., Name, Min, FG, 3P, FT, Rebounds, Fouls, TP, AS, TO, ST, Blocks, +/-.

Shooting By Period table for Game 8, showing FG%, 3PT%, FT%, and GM FG% for 1st and 2nd halves.

Dead Ball Rebounds: 2, 0

Technical Fouls:NONE

Box score table for Game 8, Virginia vs JMU (continued). Includes team totals and technical fouls.

Summary statistics table for Game 8, including Biggest lead, Best Scoring Run, Lead Changes, Times Tied, Time with Lead, Points from Turnovers, Paint, Second Chance, Fast Breaks, Bench.

GAME 9 - NO. 5 HOUSTON 69, NO. 2 VIRGINIA 61



Official Basketball Box Score - Final
Houston at Virginia
12/17/22 John Paul Jones Arena, Charlottesville

Game Time: 2:00 PM
Game Duration: 1:56
Attendance: 14,629

Officials: Ron Groover, Pat Driscoll, Brent Hampton

Table with columns: NO. Name, Min, FG, 3P, FT, Rebounds, Fouls, TP, AS, TO, ST, Blocks, +/-

Shooting By Period table with columns: 1st FG%, 3PT%, FT%, 2nd FG%, 3PT%, FT%, GM FG%

Dead Ball Rebounds: 1 0

Table with columns: NO. Name, Min, FG, 3P, FT, Rebounds, Fouls, TP, AS, TO, ST, Blocks, +/-

Shooting By Period table with columns: 1st FG%, 3PT%, FT%, 2nd FG%, 3PT%, FT%, GM FG%

Dead Ball Rebounds: 1 0

Summary table with columns: HOU, UVA, Points from Turnovers, Paint, Second Chance, Fast Breaks, Bench

GAME 10 - NO. 22 MIAMI 66, NO. 6 VIRGINIA 64



Official Basketball Box Score - Final
Virginia at Miami (FL)
12/20/22 Watson Center, Coral Gables

Game Time: 8:30 PM
Game Duration: 2:11
Attendance: 5,257

Officials: Ted Valentine, Bill Covington Jr., Tony Henderson

Table with columns: NO. Name, Min, FG, 3P, FT, Rebounds, Fouls, TP, AS, TO, ST, Blocks, +/-

Shooting By Period table with columns: 1st FG%, 3PT%, FT%, 2nd FG%, 3PT%, FT%, GM FG%

Dead Ball Rebounds: 3 0

Table with columns: NO. Name, Min, FG, 3P, FT, Rebounds, Fouls, TP, AS, TO, ST, Blocks, +/-

Shooting By Period table with columns: 1st FG%, 3PT%, FT%, 2nd FG%, 3PT%, FT%, GM FG%

Dead Ball Rebounds: 2 1

Summary table with columns: UVA, MIA, Points from Turnovers, Paint, Second Chance, Fast Breaks, Bench

GAME 11 - NO. 13 VIRGINIA 66, UALBANY 46



Official Basketball Box Score - Final
UAlbany at Virginia
12/28/22 John Paul Jones Arena, Charlottesville

Game Time: 6:00 PM
Game Duration: 1:53
Attendance: 14,289

Officials: Lee Cassell, Paul Szlic, Jenna Resneck

Table with columns: NO. Name, Min, FG, 3P, FT, Rebounds, Fouls, TP, AS, TO, ST, Blocks, +/-

Shooting By Period table with columns: 1st FG%, 3PT%, FT%, 2nd FG%, 3PT%, FT%, GM FG%

Dead Ball Rebounds: 3 0

Table with columns: NO. Name, Min, FG, 3P, FT, Rebounds, Fouls, TP, AS, TO, ST, Blocks, +/-

Shooting By Period table with columns: 1st FG%, 3PT%, FT%, 2nd FG%, 3PT%, FT%, GM FG%

Dead Ball Rebounds: 4 0

Summary table with columns: ALB, UVA, Points from Turnovers, Paint, Second Chance, Fast Breaks, Bench

GAME 12 - NO. 13 VIRGINIA 74, GEORGIA TECH 56



Official Basketball Box Score - Final
Virginia at Georgia Tech
12/31/22 McCamish Pavilion, Atlanta

Game Time: 12:00 PM
Game Duration: 1:55
Attendance: 5,371

Officials: Bert Smith, Tommy Morrissey, Courtney Smith

Table with columns: NO. Name, Min, FG, 3P, FT, Rebounds, Fouls, TP, AS, TO, ST, Blocks, +/-

Shooting By Period table with columns: 1st FG%, 3PT%, FT%, 2nd FG%, 3PT%, FT%, GM FG%

Dead Ball Rebounds: 2 0

Table with columns: NO. Name, Min, FG, 3P, FT, Rebounds, Fouls, TP, AS, TO, ST, Blocks, +/-

Shooting By Period table with columns: 1st FG%, 3PT%, FT%, 2nd FG%, 3PT%, FT%, GM FG%

Dead Ball Rebounds: 1 1

Summary table with columns: UVA, GaTech, Points from Turnovers, Paint, Second Chance, Fast Breaks, Bench

GAME 13 - PITTSBURGH 68, NO. 11 VIRGINIA 65



Official Basketball Box Score - Final
Virginia at Pittsburgh
01/03/23 Petersen Events Center, Pittsburgh
2022-23 Men's Basketball

Game Time: 9:00 PM
Game Duration: 2:00
Attendance: 4,464

Officials: Ted Valentine, Pat Driscoll, Matt Potter

Virginia - 65
Record: 10-3 (2-2)
Table with columns: NO. Name, Min, FG, 3P, FT, Rebounds, Fouls, TP, AS, TO, ST, Blocks, +/-

Shooting By Period
1st FG% 13-27 48.1%
3PT% 5-14 35.7%
FT% 2-2 100%

Technical Fouls: NONE

Pittsburgh - 68
Record: 11-4 (4-0)
Table with columns: NO. Name, Min, FG, 3P, FT, Rebounds, Fouls, TP, AS, TO, ST, Blocks, +/-

Shooting By Period
1st FG% 8-25 32.0%
3PT% 3-11 27.3%
FT% 4-5 80%

Technical Fouls: NONE

Summary statistics: Biggest lead, Best Scoring Run, Lead Changes, Times Tied, Time with Lead, Points from Turnovers, Paint, Second Chance, Fast Breaks, Bench

GAME 14 - NO. 11 VIRGINIA 73, SYRACUSE 66



Official Basketball Box Score - Final
Syracuse at Virginia
01/07/23 John Paul Jones Arena, Charlottesville
2022-23 Men's Basketball

Game Time: 5:00 PM
Game Duration: 2:04
Attendance: 14,217

Officials: Jamie Lucke, Clarence Armstrong, Jeff Fox

Syracuse - 66
Record: 10-6 (3-2)
Table with columns: NO. Name, Min, FG, 3P, FT, Rebounds, Fouls, TP, AS, TO, ST, Blocks, +/-

Shooting By Period
1st FG% 10-26 38.5%
3PT% 2-5 40.0%
FT% 4-4 100%

Technical Fouls: NONE

Virginia - 73
Record: 11-3 (3-2)
Table with columns: NO. Name, Min, FG, 3P, FT, Rebounds, Fouls, TP, AS, TO, ST, Blocks, +/-

Shooting By Period
1st FG% 12-25 48.0%
3PT% 7-13 53.9%
FT% 4-5 80.0%

Technical Fouls: NONE

Summary statistics: Biggest lead, Best Scoring Run, Lead Changes, Times Tied, Time with Lead, Points from Turnovers, Paint, Second Chance, Fast Breaks, Bench

GAME 15 - NO. 13 VIRGINIA 65, NORTH CAROLINA 58



Official Basketball Box Score - Final
North Carolina at Virginia
01/14/23 John Paul Jones Arena, Charlottesville
2022-23 Men's Basketball

Game Time: 9:00 PM
Game Duration: 2:01
Attendance: 14,689

Officials: Ron Groover, Lee Cassel, Doug Shaws

North Carolina - 58
Record: 11-6 (3-3)
Table with columns: NO. Name, Min, FG, 3P, FT, Rebounds, Fouls, TP, AS, TO, ST, Blocks, +/-

Shooting By Period
1st FG% 12-30 40.0%
3PT% 2-4 50%

Technical Fouls: NONE

Virginia - 65
Record: 12-3 (4-2)
Table with columns: NO. Name, Min, FG, 3P, FT, Rebounds, Fouls, TP, AS, TO, ST, Blocks, +/-

Shooting By Period
1st FG% 9-24 37.5%
3PT% 2-11 18.2%

Technical Fouls: NONE

Summary statistics: Biggest lead, Best Scoring Run, Lead Changes, Times Tied, Time with Lead, Points from Turnovers, Paint, Second Chance, Fast Breaks, Bench

GAME 16 - NO. 13 VIRGINIA 67, FLORIDA STATE 58



Official Basketball Box Score - Final
Virginia at Florida State
01/14/23 Donald L. Tucker Center, Tallahassee
2022-23 Men's Basketball

Game Time: 4:00 PM
Game Duration: 1:56
Attendance: 9,043

Officials: Ted Valentine, Tim Clougherty, Lamar Simpson

Virginia - 67
Record: 13-3 (5-2)
Table with columns: NO. Name, Min, FG, 3P, FT, Rebounds, Fouls, TP, AS, TO, ST, Blocks, +/-

Shooting By Period
1st FG% 13-28 46.4%
3PT% 6-13 46.2%

Technical Fouls: NONE

Florida State - 58
Record: 5-13 (3-4)
Table with columns: NO. Name, Min, FG, 3P, FT, Rebounds, Fouls, TP, AS, TO, ST, Blocks, +/-

Shooting By Period
1st FG% 10-27 37.0%
3PT% 3-10 30.0%

Technical Fouls: NONE

Summary statistics: Biggest lead, Best Scoring Run, Lead Changes, Times Tied, Time with Lead, Points from Turnovers, Paint, Second Chance, Fast Breaks, Bench

GAME 17 - NO. 10 VIRGINIA 78, VIRGINIA TECH 68



Official Basketball Box Score - Final
Virginia Tech at Virginia
 01/18/23 John Paul Jones Arena, Charlottesville
 No. 10 Virginia vs Virginia Tech Men's Basketball

Game Time: 7:00 PM
 Game Duration: 1:45
 Attendance: 14,629

Officials: Bert Smith, Brian O'Connell, John Gaffney

Virginia Tech - 68		Record: 11-7 (1-6)											
NO. Name	Min	FG	3P	FT	Rebounds	Fouls	TP	AS	TO	ST	Blocks	+/-	
		M-A	M-A	M-A	OR DR TOT	PF	FD				BS BA		
21 Grant Basile	F	24:44	4-11	2-6	2-2	1 1 2	3	2	12	2	1	1	2
25 Justyn Mutts	F	39:05	5-11	0-2	0-0	2 4 6	1	3	10	7	1	0	-12
0 Hunter Cattoor	G	34:04	4-8	3-6	0-0	1 5 6	2	1	11	5	1	0	-7
3 Sean Pedulla	G	40:00	4-9	2-6	0-0	1 1 4	3	10	3	2	2	1	-10
13 Darius Maddox	G	25:30	5-9	3-4	0-0	4 4 3	0	0	13	1	0	1	-9
2 MJ Collins	F	19:05	3-5	2-3	0-0	1 3 4	0	0	8	0	0	0	-6
15 Lynn Kidd	F	14:17	2-2	0-0	0-0	4 4 0	0	0	4	0	1	0	-9
34 Mylyjael Poteat	01:54	0-0	0-0	0-0	0-0	0 0 0	0	0	1	0	0	0	-1
11 John Camden	01:21	0-0	0-0	0-0	0-0	0 0 0	0	0	0	0	0	0	-2
Totals		27:55	12:27	2-2	5 22 27	13 9	68	19	8	3	4	5	-10

Shooting By Period	
1st FG%	12-23 52.2%
3PT%	5-9 55.6%
FT%	2-2 100%
2nd FG%	15-32 46.9%
3PT%	7-18 38.9%
FT%	0-0 0%
GM FG%	27-55 49.1%
3PT%	12-27 44.4%
FT%	2-2 100.0%

Technical Fouls: NONE

Virginia - 78		Record: 14-3 (6-2)											
NO. Name	Min	FG	3P	FT	Rebounds	Fouls	TP	AS	TO	ST	Blocks	+/-	
		M-A	M-A	M-A	OR DR TOT	PF	FD				BS BA		
1 Jayden Gardner	F	21:43	5-6	0-0	2-3	1 3 4	3	2	12	1	2	1	0
5 Ben Vander Plas	F	29:33	4-11	2-7	0-0	1 6 7	1	2	10	3	1	1	0
0 Kheii Clark	G	35:48	7-14	2-5	4-4	0 2 2	0	4	20	5	1	1	2
2 Reece Beekman	G	34:41	4-10	1-3	2-2	1 2 3	1	2	11	7	0	1	16
4 Armaan Franklin	G	32:44	6-9	2-3	1-1	0 5 5	1	1	15	1	0	0	1
13 Ryan Dunn	24:24	1-4	0-3	1-1	1 2 3	1	1	3	1	1	2	3	-5
11 Isaac McKneely	16:47	2-3	1-2	2-2	0 1 1	2	1	7	1	0	0	0	-16
21 Kadin Shedrick	04:20	0-0	0-0	0-0	0 1 1	0	0	0	0	0	1	0	-1
Totals		29:57	8:23	12:13	7 23 30	9 13	78	19	5	7	5	4	10

Shooting By Period	
1st FG%	17-31 54.8%
3PT%	3-11 27.3%
FT%	3-3 100%
2nd FG%	12-26 46.2%
3PT%	5-12 41.7%
FT%	9-10 90%
GM FG%	29-57 50.9%
3PT%	8-23 34.8%
FT%	12-13 92.3%

Technical Fouls: NONE

Points from		VAT		UVA	
Biggest lead	2 (1st 7:57)	14 (2nd 3:52)			
Best Scoring Run	11 (1st 7:57)	9 (1st 15:46)			
Lead Changes	4				
Times Tied	4				
Time with Lead	01:51	35:00			

Period by Period Scoring			
1st	31	37	68
2nd	40	38	78

GAME 18 - NO. 10 VIRGINIA 76, WAKE FOREST 67



Official Basketball Box Score - Final
Virginia at Wake Forest
 01/21/23 LIVM Coliseum, Winston-Salem
 2022-23 Men's Basketball

Game Time: 12:43
 Game Duration: 1:58
 Attendance: 19,272

Officials: Bill Covington Jr., Clarence Armstrong, Jeffrey Anderson

Virginia - 76		Record: 15-3 (7-2)											
NO. Name	Min	FG	3P	FT	Rebounds	Fouls	TP	AS	TO	ST	Blocks	+/-	
		M-A	M-A	M-A	OR DR TOT	PF	FD				BS BA		
1 Jayden Gardner	F	19:37	2-7	0-0	1-2	0 2 2	0	2	5	1	1	0	-22
5 Ben Vander Plas	F	28:56	3-7	2-4	0-0	2 5 7	3	2	8	2	2	0	1
0 Kheii Clark	G	28:29	2-7	2-4	6-7	1 2 3	4	4	12	4	2	0	1
2 Reece Beekman	G	24:59	2-6	2-5	2-2	1 2 3	4	2	8	6	0	1	13
4 Armaan Franklin	G	37:24	5-13	2-4	1 9 10	2	5	25	1	0	0	1	7
22 Francisco Caffaro	04:27	1-1	0-0	0-0	1 0 1	0	1	2	0	0	0	0	1
11 Isaac McKneely	23:01	3-8	3-6	2-2	0 2 2	3	1	11	3	0	1	1	0
13 Ryan Dunn	30:11	2-3	1-2	0-0	2 6 8	4	1	5	1	2	0	1	0
21 Kadin Shedrick	02:56	0-0	0-0	0-0	0 0 0	0	0	0	0	0	0	0	6
Totals		24:60	15:34	13:17	10 28 38	20 18	76	19	7	2	5	4	9

Shooting By Period	
1st FG%	16-34 47.1%
3PT%	9-20 45.0%
FT%	1-2 50%
2nd FG%	8-26 30.8%
3PT%	6-14 42.9%
FT%	12-15 80%
GM FG%	24-60 40.0%
3PT%	15-34 44.1%
FT%	13-17 76.5%

Technical Fouls: NONE

Wake Forest - 67		Record: 14-6 (6-3)											
NO. Name	Min	FG	3P	FT	Rebounds	Fouls	TP	AS	TO	ST	Blocks	+/-	
		M-A	M-A	M-A	OR DR TOT	PF	FD				BS BA		
11 Andrew Carr	F	38:41	2-6	0-1	3-4	1 9 10	2	3	7	2	2	0	1
33 Matthew Marsh	C	25:05	1-1	0-0	2-4	1 3 4	3	2	4	0	1	0	14
1 Tyree Appleby	G	39:53	4-16	1-8	4-4	1 1 2	3	7	13	5	3	1	0
2 Cameron Hildreth	G	37:40	3-7	1-2	9-10	1 6 7	3	7	16	2	3	2	1
30 Damari Monsanto	G	34:12	9-19	7-15	0-0	0 3 3	3	1	25	0	0	2	1
20 Davion Bradford	04:25	0-0	0-0	0-0	0 0 0	0	0	0	0	0	0	0	-2
4 Daivien Williamson	12:16	0-1	0-1	0-0	0 0 0	2	0	0	0	0	0	0	-29
34 Bobi Kintman	09:19	1-1	0-0	0-0	0 0 0	1	0	1	2	0	0	0	-8
Totals		20:51	9:27	18:22	6 26 32	18 20	67	9	9	3	4	5	-9

Shooting By Period	
1st FG%	10-23 43.5%
3PT%	5-12 41.7%
FT%	7-10 70%
2nd FG%	10-28 35.7%
3PT%	4-15 26.7%
FT%	11-12 91.7%
GM FG%	20-51 39.2%
3PT%	9-27 33.3%
FT%	18-22 81.8%

Technical Fouls: NONE

Points from		UVA		WAKE	
Biggest lead	19 (1st 5:42)	5 (1st 16:55)			
Best Scoring Run	17 (1st 8:00)	7 (2nd 16:43)			
Lead Changes	3				
Times Tied	2				
Time with Lead	31:36	06:03			

Period by Period Scoring			
1st	42	34	76
2nd	32	35	67

GAME 19 - NO. 7 VIRGINIA 76, BOSTON COLLEGE 57



Official Basketball Box Score - Final
Boston College at Virginia
 01/28/23 John Paul Jones Arena, Charlottesville
 No. 7 Virginia vs Boston College Men's Basketball

Game Time: 12:00 PM
 Game Duration: 1:45
 Attendance: 14,629

Officials: Bert Smith, John Gaffney, Mark Schurz

Boston College - 57		Record: 10-12 (4-7)											
NO. Name	Min	FG	3P	FT	Rebounds	Fouls	TP	AS	TO	ST	Blocks	+/-	
		M-A	M-A	M-A	OR DR TOT	PF	FD				BS BA		
10 Prince Aligbe	F	21:06	2-3	0-1	0-0	0 1 1	2	0	4	1	1	0	-19
12 Quinton Post	F	32:01	8-15	2-6	6-6	0 6 6	0	4	24	2	4	0	2
3 Jaedon Zackery	G	33:56	1-6	0-0	0-0	0 3 3	1	1	2	6	1	1	-14
5 DeMarr Langford Jr.	G	16:30	1-3	0-0	0-0	0 0 0	1	1	2	0	3	1	0
11 Makai Ashton-Langford	G	25:52	4-8	1-1	3-3	2 3 5	3	4	12	2	1	1	0
45 Mason Madsen	24:14	1-5	1-4	0-0	0 3 3	0	1	3	2	1	2	1	-22
00 Chas Kelley III	13:24	1-2	0-1	0-1	0-0	0 0 0	1	2	3	1	0	0	-3
1 T.J. Bickerstaff	12:45	1-4	0-0	0-0	0 3 3	1	0	2	0	1	1	0	-6
21 Devin McGlockton	06:09	0-0	0-0	2-2	0 0 0	1	1	2	0	1	0	0	-4
24 CJ Penha	05:54	1-2	0-1	0-0	0 0 0	0	0	2	0	0	0	0	-5
2 Armani Mighty	02:22	0-0	0-0	0-0	0 0 0	0	0	0	0	0	0	0	4
23 Andrew Kenny	02:22	0-0	0-0	2-2	1 1 1	0	1	2	0	0	0	0	4
30 Quinn Pemberton	02:22	0-0	0-0	0-0	0 1 1	0	0	1	1	1	0	0	4
4 Abe Atiyeh	01:03	0-1	0-0	0-0	0 1 1	0	0	0	0	0	0	0	-4
Totals		20:49	4:14	13:14	6 19 25	8 14	57	17	16	5	4	3	-19

Shooting By Period	
1st FG%	10-25 40.0%
3PT%	3-8 37.5%
FT%	4-4 100%
2nd FG%	10-24 41.7%
3PT%	1-6 16.7%
FT%	9-10 90%
GM FG%	20-49 40.8%
3PT%	4-14 28.6%
FT%	13-14 92.9%

Technical Fouls: NONE

Virginia - 76		Record: 16-3 (8-2)										
NO. Name	Min	FG	3P	FT	Rebounds	Fouls	TP	AS	TO	ST	Blocks	+/-
		M-A	M-A	M-A	OR DR TOT	PF	FD				BS BA	
1 Jayden Gardner	F	24:05	8-12	0-1	2-2	3 3 6	1	1	18	0	0	1

GAME 21 - VIRGINIA TECH 74, NO. 6 VIRGINIA 68

Official Basketball Box Score - Final
Virginia at Virginia Tech
 02/04/23 Cassell Coliseum, Blacksburg, Va.
 2022-23 Men's Basketball

Game Time: 12:00 PM
 Game Duration: 1:57
 Attendance: 8,925

Officials: Ted Valentine, Lamar Simpson, Justin Porterfield

Record: 17-4 (9-3)

NO. Name	Min	FG		3P		FT		Rebounds		Fouls		TP	AS	TO	ST	Blocks		+/-
		M-A	M-A	M-A	M-A	OR	DR	PF	FD	BS	BA							
1 Jayden Gardner	F 30:36	8-18	0-0	4-7	6	4	10	4	4	20	1	3	2	1	2	-1		
5 Ben Vander Plas	F 28:38	0-4	0-3	0-0	0	5	5	1	0	0	2	0	1	0	0	0	0	-4
0 Kihel Clark	G 35:29	6-13	3-7	2-2	1	4	5	3	1	17	4	2	0	0	1	0	0	0
2 Reece Beekman	G 36:53	5-11	0-2	5-6	2	2	4	2	4	15	5	1	0	1	0	0	0	-4
4 Armaan Franklin	G 30:38	2-9	1-4	1-3	0	2	2	2	3	6	2	0	2	0	0	0	0	-12
11 Isaac McKneely	G 22:22	3-4	2-2	0-0	0	4	4	1	0	8	0	1	0	0	0	0	0	-5
13 Ryan Dunn	G 10:05	1-1	0-0	0-0	0	2	2	0	0	2	0	0	1	2	0	0	0	-1
22 Francisco Caffaro	G 05:19	0-1	0-0	0-0	0	1	1	0	0	0	0	0	0	0	0	0	0	-3
Totals		25-61	6-18	12-18	10	24	34	14	12	68	14	7	6	4	3	-6		

Shooting By Period
 1st FG% 11-28 39.3%
 3PT% 3-10 30.0%
 FT% 5-7 71.4%
 2nd FG% 14-33 42.4%
 3PT% 3-8 37.5%
 FT% 7-11 63.6%
 GM FG% 25-61 41.0%
 3PT% 6-18 33.3%
 FT% 12-18 66.7%
 Dead Ball Rebounds: 4, 0

Technical Fouls: NONE

Record: 14-9 (6-8)

NO. Name	Min	FG		3P		FT		Rebounds		Fouls		TP	AS	TO	ST	Blocks		+/-
		M-A	M-A	M-A	M-A	OR	DR	PF	FD	BS	BA							
21 Grant Bastie	F 28:54	6-10	2-3	0-0	0	2	2	4	2	14	4	1	0	3	1	-5		
25 Justyn Mutts	F 39:28	7-11	0-1	3-3	0	2	4	2	3	17	8	2	2	0	0	0	8	
0 Hunter Cattoor	G 34:00	3-10	3-7	1-3	0	4	4	2	3	10	2	1	0	0	2	8		
2 MJ Collins	G 34:51	2-5	0-1	1-2	1	4	5	2	1	5	0	1	0	0	0	0	-1	
3 Sean Pedulla	G 34:22	6-13	2-6	8-9	0	5	5	4	6	22	2	1	1	0	0	0	0	
11 John Camden	16:47	0-1	0-0	0-0	0	1	1	0	0	0	1	0	0	0	0	1	11	
15 Lynn Kidd	10:26	3-3	0-0	0-0	0	5	5	0	0	6	2	1	1	0	0	0	8	
34 Mylajae Potat	02:12	0-0	0-0	0-0	0	1	1	0	0	0	0	0	0	0	0	0	0	-1
Totals		27-53	7-18	13-17	3	28	31	12	14	74	19	8	4	3	4	6		

Shooting By Period
 1st FG% 13-28 46.4%
 3PT% 3-11 27.3%
 FT% 9-9 75%
 2nd FG% 14-25 56.0%
 3PT% 4-7 57.1%
 FT% 10-13 76.9%
 GM FG% 27-53 50.9%
 3PT% 7-18 38.9%
 FT% 13-17 76.5%
 Dead Ball Rebounds: 3, 0

Technical Fouls: NONE

Points from Turnovers	Cavs		Hokies	
	1st	TOT	1st	TOT
Cavs	30	38	68	
Hokies	32	42	74	

Biggest lead: 0 (1st 20:00) / 10 (2nd 8:19)
 Best Scoring Run: 7 (2nd 6:42) / 5 (1st 15:11)
 Lead Changes: 0
 Times Tied: 3
 Time with Lead: 00:00 / 37:23

GAME 22 - NO. 8 VIRGINIA 63, NO. 22 NC STATE 50

Official Basketball Box Score - Final
NC State at Virginia
 02/07/23 John Paul Jones Arena, Charlottesville
 No. 8 Virginia vs No. 22 N.C. State Men's Basketball

Game Time: 9:00 PM
 Game Duration: 1:56
 Attendance: 14,070

Officials: Roger Ayers, Jamie Luckie, Jeffrey Clark

Record: 19-6 (9-5)

NO. Name	Min	FG		3P		FT		Rebounds		Fouls		TP	AS	TO	ST	Blocks		+/-
		M-A	M-A	M-A	M-A	OR	DR	PF	FD	BS	BA							
23 Greg Gantt	F 23:46	0-1	0-0	0-0	1	8	9	3	0	0	0	0	0	1	1	1	-3	
30 D.J. Burns Jr.	F 21:19	4-6	0-0	0-0	3	3	6	4	0	8	1	6	0	1	0	-9		
0 Terquavion Smith	G 40:00	7-20	3-11	2-4	0	2	2	1	6	19	4	1	2	0	0	-9		
1 Jarkel Joiner	G 38:58	2-14	1-7	0-0	2	4	6	1	1	5	6	1	0	0	0	-15		
14 Casey Morsell	G 37:51	6-11	4-9	2-3	0	3	3	5	2	18	1	1	0	0	0	-13		
24 Ernest Ross	18:24	0-1	0-0	0-0	1	2	3	1	0	0	1	1	1	0	0	-9		
21 Ebenezer Dowuona	16:21	0-4	0-0	0-0	4	2	6	2	0	0	0	2	0	5	0	-5		
10 Brean Press	02:20	0-0	0-0	0-0	0	0	0	0	0	0	0	0	0	0	0	1		
4 LJ Thomas	00:51	0-0	0-0	0-0	0	0	0	0	0	0	0	0	0	0	0	0	1	
Totals		19-57	8-27	4-7	13	24	37	19	10	50	12	12	4	8	3	-13		

Shooting By Period
 1st FG% 8-31 25.8%
 3PT% 2-12 16.7%
 FT% 2-3 66.7%
 2nd FG% 11-26 42.3%
 3PT% 6-15 40.0%
 FT% 2-4 50%
 GM FG% 19-57 33.3%
 3PT% 8-27 29.6%
 FT% 4-7 57.1%
 Dead Ball Rebounds: 3, 0

Technical Fouls: NONE

Record: 18-4 (10-3)

NO. Name	Min	FG		3P		FT		Rebounds		Fouls		TP	AS	TO	ST	Blocks		+/-
		M-A	M-A	M-A	M-A	OR	DR	PF	FD	BS	BA							
1 Jayden Gardner	F 32:13	6-12	0-0	6-6	2	3	5	0	3	18	1	0	1	0	2	15		
5 Ben Vander Plas	F 19:05	2-3	0-1	0-0	1	2	3	2	1	4	0	0	0	0	0	-3		
0 Kihel Clark	G 35:49	1-4	0-1	4-5	0	2	2	0	3	6	6	3	2	0	0	-4		
2 Reece Beekman	G 33:04	6-11	0-0	3-5	0	3	3	5	15	4	1	3	0	3	13			
4 Armaan Franklin	G 22:56	0-5	0-1	2-2	0	2	2	1	1	2	1	0	0	0	1	1		
21 Kadin Shedrick	26:30	3-5	0-0	4-6	0	6	6	3	6	10	0	0	0	1	0	16		
11 Isaac McKneely	28:11	3-7	2-5	0-0	1	3	4	1	0	8	2	0	1	2	0	11		
13 Ryan Dunn	02:12	0-0	0-0	0-0	0	0	0	0	0	0	0	0	0	0	0	-2		
Totals		21-47	2-8	19-24	6	25	31	10	19	63	14	5	7	3	8	13		

Shooting By Period
 1st FG% 13-25 52.0%
 3PT% 1-3 33.3%
 FT% 7-9 77.8%
 2nd FG% 8-22 36.4%
 3PT% 1-5 20.0%
 FT% 12-15 80%
 GM FG% 21-47 44.7%
 3PT% 2-8 25.0%
 FT% 19-24 79.2%
 Dead Ball Rebounds: 1, 0

Technical Fouls: NONE

Points from Turnovers	NCS		UVA	
	1st	TOT	1st	TOT
NCS	20	30	50	
UVA	34	29	63	

Biggest lead: 1 (1st 17:53) / 20 (2nd 18:37)
 Best Scoring Run: 6 (2nd 15:01) / 8 (1st 0:39)
 Lead Changes: 2
 Times Tied: 2
 Time with Lead: 00:43 / 37:57

GAME 23 - NO. 8 VIRGINIA 69, DUKE 62

Official Basketball Box Score - Final
N.C. Central at Virginia
 1/10/23 John Paul Jones Arena, Charlottesville
 2022-23 Men's Basketball

Game Time: 10:00 AM
 Game Duration: 1:58
 Attendance: 13,288

Officials: Roger Ayers, Andrew Tranter, Scott Adkins

Record: D-1

NO. Name	Min	FG		3P		FT		Rebounds		Fouls		TP	AS	TO	ST	Blocks		+/-
		M-A	M-A	M-A	M-A	OR	DR	PF	FD	BS	BA							
2 Kris Monroe	F 25:52	0-7	0-0	0-0	2	2	4	0	0	0	2	0	0	1	0	-6		
5 Brendan Medley-Bacon	C 25:48	2-5	0-0	2-3	1	6	8	2	1	0	0	1	0	1	0	-10		
5 Justin Wright	C 32:13	7-13	3-3	3-4	2	1	3	2	3	20	1	2	2	0	0	-5		
11 Marque Maultsby	G 13:49	1-3	1-2	0-0	0	2	2	4	0	3	1	1	0	0	0	-2		
21 Eric Brown	C 35:47	7-9	1-4	3-5	1	3	4	2	6	18	3	3	0	1	0	-7		
52 Devin Eubbs	G 19:37	2-5	2-5	0-0	0	1	1	4	0	6	0	0	0	0	0	-9		
44 Dan Osladepo	20:01	0-3	0-0	1-2	1	2	3	2	1	1	0	0	0	0	0	-7		
0 Fred Cleveland Jr.	03:13	0-1	0-1	0-0	0	3	0	0	0	0	1	0	0	0	0	-5		
10 Devin Gordon	18:25	2-5	1-3	0-0	1	1	2	0	0	5	0	1	3	1	-4			
23 Cameron Easter	04:23	1-1	0-0	0-0	1	1	2	0	0	2	1	0	0	0	0	-1		
1 Ja'Darius Harris	01:49	0-0	0-0	0-0	0	0	0	0	0	0	0	0	0	0	0	-4		
Totals		22-53	8-19	9-14	8	19	27	25	12	01	8	8	6	4	4	-12		

Shooting By Period
 1st FG% 10-25 40.0%
 3PT% 4-13 30.8%
 FT% 8-10 80%
 2nd FG% 12-21 57.1%
 3PT% 4-6 66.7%
 FT% 3-4 75%
 GM FG% 22-53 41.5%
 3PT% 8-19 42.1%
 FT% 9-14 64.3%
 Dead Ball Rebounds: 1, 0

Technical Fouls: NONE

Record: 1-0

NO. Name	Min	FG		3P		FT		Rebounds		Fouls		TP	AS	TO	ST	Blocks		+/-
		M-A	M-A	M-A	M-A	OR	DR	PF	FD	BS	BA							
1 Jayden Gardner	F 19:41	0-4	0-0	3-5	4	5	0	4	3	0	0	0	0	1	-1			
21 Kadin Shedrick	F 27:15	3-6	0-1	4-4	2	5	7	3	4	10	2	0	2	1	8			
0 Kihel Clark	G 34:06	3-9	2-6	1-4	0	2	2	1	4	9	5	2	0	0	1	-1		
2 Reece Beekman	G 26:05	3-7	2-3	2-2	0	3	3	2	10	5	4	1	0	0	0	0	0	
4 Armaan Franklin	G 34:52	5-9	4-7	7-8	1	3	4	1	7	21	0	0	0	0	0	0	0	
11 Isaac McKneely	22:42	1-4	1-4	0-0	0	1	1	0	0	3	0	1	0	0	0	-4		
5 Ben Vander Plas	22:52	2-5	2-4	1-2	0	4	4	1	1	7	2	0	1	1				

GAME 25 - NO. 7 VIRGINIA 57, NOTRE DAME 55



Official Basketball Box Score - Final
Notre Dame at Virginia
 02/18/23 John Paul Jones Arena, Charlottesville
 No. 7 Virginia vs Notre Dame Men's Basketball

Game Time: 12:00 PM
 Game Duration: 1:48
 Attendance: 14,230

Officials: Pat Driscoll, Doug Simons, Jeb Hartness

Notre Dame - 55		Record: 10-17 (2-14)												
NO. Name	Min	FG M-A	3P M-A	FT M-A	Rebounds OR DR TOT	Fouls PF FD	TP	AS	TO	ST	Blocks BS BA	+/-		
2 Ven-Allen Lubin	F 07:06	0-1	0-0	0-0	0 0 0	1 0	0	0	0	0	0	0	1	-6
14 Nate Laszewski	F 36:08	6-14	2-7	4-4	1 7 8	0 3	18	2	0	0	1	1	-1	
JJ Starling	G 14:28	0-2	0-0	0-0	1 1 2	1 0	0	0	2	0	0	0	-4	
5 Cormac Ryan	G 35:17	3-7	2-6	0-0	2 2 2	1 0	8	2	0	2	0	0	2	
10 Marcus Hammond	G 26:47	4-6	0-1	2-2	0 5 5	2 4	10	2	2	0	0	0	3	
23 Dane Goodwin	G 36:26	5-13	2-7	0-0	4 4 4	1 1	12	0	1	2	0	0	-3	
3 Trey Wertz	26:00	1-5	0-2	2-4	1 2 3	1 4	4	5	1	0	0	0	-2	
25 Matt Zona	15:48	1-3	1-3	0-0	1 5 6	1 1	3	0	1	0	0	0	-4	
Team					0 1 1		0		1					
Totals		20-51	7-26	8-10	3 27 30	12 14	55	11	8	4	1	2	-2	

Shooting By Period		
1st FG%	9-23	39.1%
3PT%	5-15	33.3%
FT%	2-2	100%
2nd FG%	11-28	39.3%
3PT%	2-11	18.2%
FT%	6-8	75%
GM FG%	20-51	39.2%
3PT%	7-26	26.9%
FT%	8-10	80.0%

Dead Ball Rebounds: 2 0

Technical Fouls: NONE

Virginia - 57		Record: 21-4 (13-5)												
NO. Name	Min	FG M-A	3P M-A	FT M-A	Rebounds OR DR TOT	Fouls PF FD	TP	AS	TO	ST	Blocks BS BA	+/-		
1 Jayden Gardner	F 26:41	3-8	0-0	2-3	4 8 12	3 4	8	2	2	0	1	0	6	
5 Ben Vander Plas	F 28:35	3-8	2-6	0-0	0 4 4	3 0	8	1	1	1	0	0	-9	
0 Kheii Clark	G 31:58	4-7	1-2	6-8	0 1 1	2 4	15	4	3	1	0	0	-4	
2 Reece Beekman	G 36:16	4-12	2-5	1-2	1 3 4	1 2	11	5	0	1	0	1	-2	
4 Armaan Franklin	G 35:54	4-11	2-7	2-2	0 4 4	0 1	12	2	0	0	0	0	-3	
21 Kadin Shedrick	10:04	0-0	0-0	0-0	1 2 3	3 0	0	0	0	1	0	0	5	
11 Isaac McKneely	20:29	1-5	0-3	1-1	1 3 4	1 1	3	0	0	0	0	0	6	
13 Ryan Dunn	10:03	0-1	0-1	0-0	0 1 1	1 0	0	0	0	2	0	0	7	
Team					0 2 2		0		0					
Totals		19-52	7-24	12-16	7 28 35	14 12	57	14	6	6	2	1	2	

Shooting By Period		
1st FG%	10-26	38.5%
3PT%	4-15	26.7%
FT%	5-7	71.4%
2nd FG%	9-26	34.6%
3PT%	3-8	37.5%
FT%	7-9	77.8%
GM FG%	19-52	36.5%
3PT%	7-24	29.2%
FT%	12-16	75.0%

Dead Ball Rebounds: 3 0

Technical Fouls: NONE

UND		UVA	
Biggest lead	2 (2 nd 18:09)	9 (1 st 4:24)	
Best Scoring Run	8 (2 nd 8:09)	7 (1 st 4:24)	
Lead Changes	8	4	
Times Tied	5	0	
Time with Lead	01:45	33:40	

Points from		UND		UVA	
Turnovers	4	3			
Paint	22	14			
Second Chance	4	3			
Fast Breaks	6	0			
Bench	17	3			

Period by Period Scoring			
1st	2nd	TOT	
UND	25	30	55
UVA	29	28	57

GAME 26 - BOSTON COLLEGE 63, NO. 6 VIRGINIA 48



Official Basketball Box Score - Final
Virginia at Boston College
 02/22/23 Silvio O. Conte Forum, Chestnut Hill, Mass.
 @BCMBB

Game Time: 7:00 PM
 Game Duration: 1:42
 Attendance: 8,194

Officials: Roger Ayers, Lamar Simpson, Justin Porterfield

Virginia - 48		Record: 21-5 (13-4)												
NO. Name	Min	FG M-A	3P M-A	FT M-A	Rebounds OR DR TOT	Fouls PF FD	TP	AS	TO	ST	Blocks BS BA	+/-		
1 Jayden Gardner	F 29:15	6-12	0-1	4-4	3 2 5	1 2	16	2	2	1	2	0	-6	
5 Ben Vander Plas	F 29:57	3-7	1-3	0-1	1 2 3	2 3	7	1	1	0	0	0	-18	
0 Kheii Clark	G 35:02	3-11	1-4	0-0	0 1 1	1 1	7	3	1	1	0	3	-15	
2 Reece Beekman	G 32:57	2-8	0-2	2-2	1 1 2	1 2	6	2	2	2	1	1	-8	
4 Armaan Franklin	G 28:51	2-10	0-0	0 3 3	1 0 4	1 0	4	1	1	0	0	0	-17	
11 Isaac McKneely	25:08	2-8	2-7	0-0	1 3 4	2 1	6	0	1	1	0	0	-8	
21 Kadin Shedrick	10:40	1-3	0-0	0-0	3 2 5	1 1	2	0	0	1	0	0	0	
13 Ryan Dunn	08:10	0-0	0-0	0-2	0 4 4	0 1	0	0	0	0	2	0	-3	
Team					3 4 4		0		0					
Totals		19-59	4-21	6-9	12 19 31	9 11	48	9	9	5	6	4	-15	

Shooting By Period		
1st FG%	8-29	27.6%
3PT%	1-10	10.0%
FT%	4-4	100%
2nd FG%	11-30	36.7%
3PT%	3-11	27.3%
FT%	2-5	40%
GM FG%	19-59	32.2%
3PT%	4-21	19.0%
FT%	6-9	66.7%

Dead Ball Rebounds: 1 0

Technical Fouls: NONE

Boston College - 63		Record: 14-15 (8-10)												
NO. Name	Min	FG M-A	3P M-A	FT M-A	Rebounds OR DR TOT	Fouls PF FD	TP	AS	TO	ST	Blocks BS BA	+/-		
10 Prince Aligbe	F 22:43	2-5	1-1	0-0	0 7 7	1 0	5	1	3	0	0	2	8	
12 Hunter Post	F 33:05	4-14	0-4	0-0	1 5 6	1 1	8	3	4	0	1	3	15	
3 Devin McGlockton	F 24:26	2-3	0-0	2-3	2 3 5	4 2	6	0	1	0	2	0	14	
21 Jaeden Zackery	G 26:28	5-8	2-4	0-0	1 0 1	2 2	12	4	1	3	1	0	19	
11 Makai Ashton-Langford	G 30:40	6-9	2-3	2-2	0 6 6	1 1	16	4	1	2	0	1	19	
0 Chas Kelley III	18:08	0-1	0-0	0 1 1	2 0 0	2 1	0	2	1	0	0	0	4	
1 T.J. Bickerstaff	09:32	1-1	0-0	0 2 2	0 1 0	2 0	0	0	0	0	0	0	-2	
5 DeMarr Langford Jr.	20:00	5-5	1-1	1-2	2 2 2	0 2	12	0	1	2	0	0	2	
45 Mason Madsen	14:58	1-4	0-1	0-0	1 1 2	0 0	2	0	1	0	0	0	-4	
Team					2 2 4		0		0					
Totals		26-50	6-15	5-7	7 29 36	11 9	63	14	13	7	4	6	15	

Shooting By Period		
1st FG%	12-23	52.2%
3PT%	2-6	33.3%
FT%	2-3	66.7%
2nd FG%	14-27	51.9%
3PT%	4-9	44.4%
FT%	3-4	75%
GM FG%	26-50	52.0%
3PT%	6-15	40.0%
FT%	5-7	71.4%

Dead Ball Rebounds: 0 1

Technical Fouls: NONE

UVA		BC	
Biggest lead	4 (1 st 18:26)	17 (2 nd 0:16)	
Best Scoring Run	7 (1 st 13:52)	9 (1 st 16:04)	
Lead Changes	3	8	
Times Tied	5	4	
Time with Lead	03:16	31:58	

Points from		UVA		BC	
Turnovers	13	16			
Paint	20	34			
Second Chance	8	9			
Fast Breaks	6	4			
Bench	8	16			

Period by Period Scoring			
1st	2nd	TOT	
UVA	21	27	48
BC	28	35	63

GAME 27 - NORTH CAROLINA 71, NO. 6 VIRGINIA 63



Official Basketball Box Score - Final
Virginia at North Carolina
 02/25/23 Smith Center, Chapel Hill
 2022-23 Men's Basketball

Game Time: 8:00 PM
 Game Duration: 1:55
 Attendance: 21,750

Officials: Bert Smith, Jamie Luckie, John Gaffney

Virginia - 63		Record: 21-6 (13-5)												
NO. Name	Min	FG M-A	3P M-A	FT M-A	Rebounds OR DR TOT	Fouls PF FD	TP	AS	TO	ST	Blocks BS BA	+/-		
1 Jayden Gardner	F 36:38	9-17	0-0	1-1	4 8 12	4 4	19	1	1	1	2	0	-5	
5 Ben Vander Plas	F 29:59	3-8	2-4	0-2	1 1 2	3 2	8	0	0	2	0	0	-10	
0 Kheii Clark	G 33:04	3-9	1-1	2-3	1 1 2	4 2	9	5	1	1	0	1	-6	
2 Reece Beekman	G 36:12	4-11	0-2	0-2	0 4 4	1 3	8	6	0	1	0	2	-12	
4 Armaan Franklin	G 30:49	6-14	1-2	1-1	2 2 4	2 1	14	1	0	1	0	1	0	
11 Isaac McKneely	25:13	2-6	0-3	0-0	0 6 6	3 0	4	0	0	0	0	1	-2	
21 Kadin Shedrick	07:05	0-1	0-0	1-2	0 0 0	1 1	1	1	0	0	0	0	-1	
13 Ryan Dunn	10:00	0-2	0-0	0-0	1 1 2	0 1	0	0	0	1	1	1	-4	
Team					0 0 0		0		1					
Totals		27-68	4-12	5-11	9 23 32	18 14	63	14	4	7	2	8	-8	

Shooting By Period		
1st FG%	12-30	40.0%
3PT%	1-4	25.0%
FT%	1-2	50%
2nd FG%	15-38	39.5%
3PT%	3-8	37.5%
FT%	4-9	44.4%
GM FG%	27-68	39.7%
3PT%	4-12	33.3%
FT%	5-11	45.5%

Dead Ball Rebounds: 3 0

Technical Fouls: NONE

North Carolina - 71		Record: 18-11 (0-8)												
---------------------	--	---------------------	--	--	--	--	--	--	--	--	--	--	--	--

GAME 29 - NO. 13 VIRGINIA 75, LOUISVILLE 60



Official Basketball Box Score - Final
Louisville at Virginia
03/04/23 John Paul Jones Arena, Charlottesville
No. 13 Virginia vs Louisville Men's Basketball

Game Time: 2:00 PM
Game Duration: 1:55
Attendance: 14,149

Officials: Rayme Stoyons, Tommy Morrissey, Jerry Heater

Box score table for Game 29, Louisville vs Virginia. Columns include NO. Name, Min, FG, 3P, FT, Rebounds, Fouls, TP, AS, TO, ST, Blocks, +/-.

Shooting By Period table for Game 29, showing 1st, 2nd, and 3rd quarter shooting percentages.

Dead Ball Rebounds: 4, 0

Box score table for Game 29, Virginia vs Louisville. Columns include NO. Name, Min, FG, 3P, FT, Rebounds, Fouls, TP, AS, TO, ST, Blocks, +/-.

Shooting By Period table for Game 29, Virginia vs Louisville, showing 1st, 2nd, and 3rd quarter shooting percentages.

Dead Ball Rebounds: 1, 0

Summary statistics table for Game 29, including LOU vs UVA comparisons for Points from Turnovers, Paint, Second Chance, Fast Breaks, and Bench.

GAME 30 - NO. 13 VIRGINIA 68, NORTH CAROLINA 59



Official Basketball Box Score - Final
North Carolina at Virginia
03/09/23 Greensboro Coliseum, Greensboro, NC
2023 New York Life ACC Men's Basketball Tournament

Game Time: 7:00 PM
Game Duration: 1:58

Officials: Clarence Armstrong, Mark Schuur, Bert Smith

Box score table for Game 30, North Carolina vs Virginia. Columns include NO. Name, Min, FG, 3P, FT, Rebounds, Fouls, TP, AS, TO, ST, Blocks, +/-.

Shooting By Period table for Game 30, showing 1st, 2nd, and 3rd quarter shooting percentages.

Dead Ball Rebounds: 5, 0

Box score table for Game 30, Virginia vs North Carolina. Columns include NO. Name, Min, FG, 3P, FT, Rebounds, Fouls, TP, AS, TO, ST, Blocks, +/-.

Shooting By Period table for Game 30, Virginia vs North Carolina, showing 1st, 2nd, and 3rd quarter shooting percentages.

Dead Ball Rebounds: 2, 0

Summary statistics table for Game 30, including UNC vs UVA comparisons for Biggest lead, Best Scoring Run, Lead Changes, Times Tied, Time with Lead, Points from Turnovers, Paint, Second Chance, Fast Breaks, and Bench.

GAME 31 - NO. 13 VIRGINIA 76, CLEMSON 56



Official Basketball Box Score - Final
Clemson at Virginia
03/10/23 Greensboro Coliseum, Greensboro, NC
2023 New York Life ACC Men's Basketball Tournament

Game Time: 9:30 PM
Game Duration: 1:55
Attendance: 15,316

Officials: Lee Cassell, Ron Groover, Jamie Luckie

Box score table for Game 31, Clemson vs Virginia. Columns include NO. Name, Min, FG, 3P, FT, Rebounds, Fouls, TP, AS, TO, ST, Blocks, +/-.

Shooting By Period table for Game 31, showing 1st, 2nd, and 3rd quarter shooting percentages.

Dead Ball Rebounds: 1, 0

Box score table for Game 31, Virginia vs Clemson. Columns include NO. Name, Min, FG, 3P, FT, Rebounds, Fouls, TP, AS, TO, ST, Blocks, +/-.

Shooting By Period table for Game 31, Virginia vs Clemson, showing 1st, 2nd, and 3rd quarter shooting percentages.

Dead Ball Rebounds: 1, 0

Summary statistics table for Game 31, including CU vs UVA comparisons for Biggest lead, Best Scoring Run, Lead Changes, Times Tied, Time with Lead, Points from Turnovers, Paint, Second Chance, Fast Breaks, and Bench.

GAME 32 - NO. 21 DUKE 59, NO. 13 VIRGINIA 49



Official Basketball Box Score - Final
Duke at Virginia
03/11/23 Greensboro Coliseum, Greensboro, NC
2023 New York Life ACC Men's Basketball Tournament

Game Time: 8:30 PM
Game Duration: 1:58
Attendance: 19,116

Officials: Roger Ayers, Bill Covington, Bert Smith

Box score table for Game 32, Duke vs Virginia. Columns include NO. Name, Min, FG, 3P, FT, Rebounds, Fouls, TP, AS, TO, ST, Blocks, +/-.

Shooting By Period table for Game 32, showing 1st, 2nd, and 3rd quarter shooting percentages.

Dead Ball Rebounds: 2, 0

Box score table for Game 32, Virginia vs Duke. Columns include NO. Name, Min, FG, 3P, FT, Rebounds, Fouls, TP, AS, TO, ST, Blocks, +/-.

Shooting By Period table for Game 32, Virginia vs Duke, showing 1st, 2nd, and 3rd quarter shooting percentages.

Dead Ball Rebounds: 1, 1

Summary statistics table for Game 32, including DU vs UVA comparisons for Biggest lead, Best Scoring Run, Lead Changes, Times Tied, Time with Lead, Points from Turnovers, Paint, Second Chance, Fast Breaks, and Bench.

THE LAST TIME

VIRGINIA INDIVIDUALS

- **Scored 30 points:** Kyle Guy vs. Marshall (12/31/18)
- **Scored 40 points:** Sean Singletary (41) at Miami (3/1/08)
- **Two players with 20 points:** Jay Huff (21) and Sam Hauser (21) vs. Syracuse (1/25/21)
- **Three players with 20 points:** Chris Williams (27), Roger Mason, Jr. (22) and Donald Hand (20) vs. Duke (1/5/00)
- **Four players with 20 points:** Chris Williams (23), Donald Hand (22), Adam Hall (21) and Travis Watson (20) vs. Georgetown (3/15/00)
- **A player with back-to-back 25-point games:** Joe Harris, 26 vs. Virginia Tech (2/12/13), 27 at North Carolina (2/16/13)
- **One player scored in double figures:** Jayden Gardner (16) at Boston College (2/22/23)
- **No players scored in double figures:** vs. Florida (3/18/17)
- **Five players scored in double figures:** Kihei Clark (20), Armaan Franklin (15), Jayden Gardner (12), Reece Beekman (11), Ben Vander Plas (10) vs. Virginia Tech (1/18/23)
- **Six players scored in double figures:** Sean Singletary (27), Adrian Joseph (13), Jamil Tucker (13), Mamadi Diane (12), Calvin Baker (11) and Laurynas Mikalauskas (11) vs. Maryland (3/9/08)
- **Seven players scored in double figures:** Cornel Parker (20), Junior Burrough (15), Ted Jeffries (14), Cory Alexander (13), Jason Williford (12), Yuri Barnes (11) and Doug Smith (11) vs. Clemson (1/13/93)
- **Had 15 rebounds:** Mike Tobey (16) vs. Tennessee State (11/25/14)
- **Had 20 rebounds:** Mike Tobey (20) vs. Louisville (3/5/16)
- **Had 25 rebounds:** Bob Mortell (25) vs. Washington & Lee (2/27/60)
- **Two players with 10 rebounds:** Francisco Caffaro (12) and Jayden Gardner (10) at Notre Dame (1/29/22)
- **Three players with 10 rebounds:** Jay Huff (12), Kihei Clark (11) and Braxton Key (10) at Syracuse (11/6/19)
- **Double-Double:** Jayden Gardner (19 points, 12 rebounds) at North Carolina (2/25/23)
- **Two players had a double-double:** Jayden Gardner (22 points, 10 rebounds) and Francisco Caffaro (11 points and 12 rebounds) at Notre Dame (1/29/22)
- **Three players had a double-double:** Jason Williford (10 pts, 15 rebs), Ted Jeffries (23 pts, 10 rebs), and Cornel Parker (11 pts, 11 rebs) at William & Mary (1/25/93)
- **Double-Double with points and assists:** Kihei Clark (12 points, 10 assists) at Syracuse (1/30/23)
- **Triple-Double:** Ralph Sampson (15 pts, 22 rebs, 10 blks) vs. Old Dominion (12/29/79)
- **Three Double-Doubles in a row:** Sam Hauser [3] (13 pts, 10 rebs) at Notre Dame (12/30/20), (16 pts, 11 rebs) vs. Wake Forest (1/6/21), (17 pts, 10 rebs) at Boston College (1/9/21)
- **Four Double-Doubles in a row:** Mike Scott [5] (27 pts, 15 rebs) vs. Oklahoma (11/23/10), (16 pts, 10 rebs) vs. Wichita State (11/24/10), (17 pts, 12 rebs) at Minnesota (11/29/10), (21 pts, 13 rebs) at Virginia Tech (12/5/10), (10 pts, 13 rebs) vs. Radford (12/7/10)
- **20 points and 20 rebounds:** Travis Watson (21 points, 20 rebounds) vs. Wofford (1/2/03)
- **20 points and 10 rebounds:** Jayden Gardner (23 points, 12 rebounds) vs. Clemson (3/10/23)
- **13 assists:** Kihei Clark (13) vs. Navy (12/29/19)
- **10 assists:** Reece Beekman (11) vs. Louisville (3/4/23)
- **5 blocked Shots:** Kadin Shedrick (6) vs. Clemson (12/22/21)
- **5 steals:** Reece Beekman (5) vs. North Carolina (3/9/23)
- **Led UVA in points, rebounds and assists:** Sam Hauser (15 points, 9 rebounds, 3 assists) vs. Ohio (3/20/21)
- **Hit a last second shot to win a game:** Reece Beekman at Duke (2/7/22) [3-pointer with 1.1 seconds remaining]
- **Played more than 40 minutes:** Reece Beekman (41) vs. Duke (2/11/23)
- **Played all 40 minutes:** Kihei Clark (40), vs. St. Bonaventure (3/22/22)

VIRGINIA TEAM

- **Won in Overtime:** 69-62 vs. Duke (2/11/23)
- **Lost in Overtime:** 63-55 vs. Syracuse (1/11/20)
- **Played Two Overtimes:** at Virginia Tech, 80-78 2 OT (2/12/17)
- **Played Three Overtimes:** vs. Georgetown, L 115-111 (3/15/00)
- **Shot 70 percent for a half:** 70.4% (19-27) vs. Austin Peay - 1st Half (11/13/17)
- **Shot 60 percent in a game:** 60% (30-50) vs. Miami (2/5/22)
- **Shot less than 30 percent in a game:** 29.5% (13-44) vs. VCU (12/9/18)
- **Shot 100 percent from the free throw line:** 100% (10-10) vs. Boston College (1/28/23)
- **Shot 90 percent from the free throw line:** 91.3% (21-23) vs. Georgia Tech (2/12/22)
- **Shot 70 percent from 3-point line:** 72% (18-25) at Syracuse (3/4/19)
- **Shot less than 30 percent in a half:** 27.6% (8-29) in 1st Half at Boston College (2/22/23)
- **Shot less than 20 percent in a half:** 18.5% (5-27) in 1st Half vs. North Carolina (3/10/22)
- **Shot 55 percent or better and lost:** 58.5% (31-53) at North Carolina (2/16/13)
- **Shot 50 percent or better and lost:** 52.6% (30-57) vs. Iowa (11/29/21)
- **Attempted 50 FTs:** 52 (made 34) vs. Howard (12/12/94)
- **Attempted 35 3-pointers:** 38 (11-38) vs. Va. Tech (2/10/18)
- **Did Not Attempt a FT:** 0 vs. Wisconsin (11/27/17)
- **Made 30 FTs:** 31 (31 of 36) vs. Tennessee (3/18/07)
- **Made 15 3-pt FGs:** 15 at Wake Forest (1/21/23)
- **Failed to make a 3-pt FG:** vs. Louisville (0 of 6) (3/9/22)
- **Had 50 rebounds:** 50 vs. JMU (11/10/19)
- **Had 25 assists:** 26 vs. Iowa State (3/25/16)
- **Had 15 steals:** 16 vs. NC State (2/24/08)
- **Had 10 blocks:** 10 vs. JMU (12/6/22)
- **Scored 50 pts in a half:** 56 vs. Baylor, 2nd half (11/18/22)
- **Scored 60 pts in a half:** 60 vs. Gonzaga, 1st half (1/3/07)
- **Scored 70 pts in a half:** 70 vs. Coastal Carolina, 2nd half (11/20/00)
- **Scored 100 pts (ACC):** 103 vs. Maryland (1/16/07)
- **Scored 100 pts (non-conf):** 100 vs. Marshall (12/31/18)
- **Scored under 20 pts in 1st half:** 17 vs. St. Bonaventure (3/22/22)
- **Scored under 20 pts in 2nd half:** 19 at North Carolina (2/18/17)
- **Scored under 50 pts in a game:** 48 at Boston College (2/22/23)
- **Defeated top-5 opponent:** 86-79 vs. #5 Baylor (11/18/22)
- **Defeated top-5 opponent on the road:** 65-63 at #4 Duke (1/27/18)
- **Defeated top-5 opponent at neutral site:** 86-79 vs. #5 Baylor (11/18/22)
- **Defeated top-ranked opponent:** 86-73 vs. #1 North Carolina (1/30/86)
- **Won when trailing by 16 points:** Trailing 32-16 during 63-61 vs. Ohio State (11/30/16)
- **Won when trailing by 17 points:** Trailing 31-14 during 61-58 overtime win vs. Maryland (3/10/13)
- **Consecutive games holding ACC opponents to fewer than 70 points at home:** 42 (current)

OPPONENT INDIVIDUALS

- **Scored 30 points:** Buddy Boeheim (31), Syracuse (3/11/21)
 - **Scored 35 points:** Carsen Edwards (42), Purdue (3/30/19)
 - **Scored 40 points:** Carsen Edwards (42), Purdue (3/30/19)
 - **Scored 50 points:** Len Chappell (50), Wake (2/12/62)
 - **Two players with 20 points:** Jericole Hellems (21) and Tarquavion Smith (20) at NC State (1/22/22)
 - **Two players with 25 points:** Corey Kispert (32) and Drew Timme (29) vs. Gonzaga (12/26/20)
 - **Three players with 20 points:** Jordan McRae (21), Jarnell Stokes (20), Josh Richardson (20), at Tennessee (12/30/13)
 - **Two players with 30 points:** Trevor Powell (31) and Tony Smith (31) at Marquette (2/3/90)
 - **No players scored in double figures:** Lehigh (11/26/21)
 - **Five players scored in double figures:** Jarace Walker (17), Marcus Sasser (13), Tramon Mark (13), Jamal Shead (11), J'Wan Roberts (10) vs. Houston (12/17/22)
 - **Six players scored in double figures:** C.J. Harris (15), Ari Stewart (12), Travis McKie (12), J.T. Terrell (11), Ty Walker (11), Gary Clark (10), at Wake Forest (1/29/11)
 - **Seven players scored in double figures:** Stanley Burrell (15), Drew Lavender (13), C.J. Anderson (12), B.J. Raymond (12), Josh Duncan (11), Charles Bronson (11) and Jason Love (10), at Xavier (1/3/08)
 - **Double-Double:** RJ Davis (16 points, 10 rebounds), at North Carolina (2/25/23)
 - **Double-Double with points and assists:** Keifer Sykes (21 pts, 10 assts), at Green Bay (12/7/13)
 - **Two players had a double-double:** Marvin Bagley III (30 pts, 14 rebs) & Wendell Carter Jr. (14 pts, 15 rebs), Duke (1/27/18)
 - **Player had 20 points and 20 rebounds:** Armando Bacot (29 points, 22 rebounds), North Carolina (1/8/222)
 - **Had 15 rebounds:** Amando Bacot (16), North Carolina (2/20/20)
 - **Had 20 rebounds:** Armando Bacot (22), North Carolina (1/8/22)
 - **Had 10 assists:** Keifer Sykes (10), at Green Bay (12/7/13)
 - **5 Blocked Shots:** Moses Wright (5), Georgia Tech (1/23/21)
 - **5 Steals:** Jordan Miller (7), Miami (2/5/22) & Jose Alvarado (6), Georgia Tech (1/23/21)
 - **Hit a last second shot to win a game:** Matthew Cleveland, Florida State (2/26/22), 3-pointer at the end of regulation
- ## OPPONENT TEAM
- **Shot less than 30 percent in a game:** 27.3% (15-55), JMU (12/6/22)
 - **Shot less than 30 percent in a game (ACC):** 27.1% (13-48), Virginia Tech (1/4/20)
 - **Shot 60 percent in a game:** 60% (30-50) at NC State (1/22/22)
 - **Shot 55 percent or better and lost:** 55.3% (26-47), Cleveland State (11/25/09)
 - **Scored 100 pts:** 106, Washington (11/22/10)
 - **Scored 90 pts in an ACC game:** 93, North Carolina (2/16/13)
 - **Scored 60 pts in a half:** 60, at Miami, 2nd half (3/1/08)
 - **Scored 50 pts in a half:** 54, vs. Gonzaga, 2nd half (12/26/21)
 - **Scored 45 pts in the first half:** 45, at Florida State (2/15/21)
 - **Scored under 10 pts in 1st half:** 7, at Pitt (2/24/18)
 - **Scored under 20 pts in 1st half:** 19, Georgia Tech (2/12/22)
 - **Scored under 20 pts in 2nd half:** 19, vs. Towson (11/25/20)
 - **Scored under 40 pts in a game:** 39, vs. Virginia Tech (1/4/20)
 - **Had 25 assists:** 27, at Xavier (1/3/08)
 - **Had 15 steals:** 15, VMI (11/16/08)
 - **Had 10 blocks:** 10 at Maryland (3/5/11)
 - **Failed to make a 3-pt FG:** Georgia Tech (1/22/15)



KIHEI CLARK

Graduate Student • Guard • 5-10 • 167
Woodland Hills, Calif. • Taft Charter

2022-23 HIGHLIGHTS

- Named All-ACC Third Team and All-Defensive Team
- Cousy Award Preseason Top-20 Watch List
- Had 9 points, five assists and four rebounds vs. NCCU (11/7/22)
- Recorded eight points, seven assists and two steals vs. Monmouth (11/11/22)
- Scored 12 points and had two steals vs. Illinois (11/20/22)
- Handed out a game-high eight assists vs. UMES (11/25/22)
- Scored 16 points at Michigan (11/29/22)
- Recorded game-high 18 points (9 of 10 FT) vs. FSU (12/3/22)
- Scored 18 points and dished seven assists vs. JMU (12/6/22)
- Registered nine points and eight assists vs. Houston (12/17/22)
- Tallied 13 points and three steals at Miami (12/20/22)
- Registered eight points and 10 assists, including his 600th career assist, in his school record 139th game vs. UAlbany (12/28/22)
- Team-highs in points (15) and assists (8) at Georgia Tech (12/31/22)
- Game-high 17 points and eight assists at Pitt (1/3/23)
- Tallied a game-high 11 assists vs. Syracuse (1/7/23)
- Had nine points and game-high six assists at Florida State (1/14/23)
- Recorded 20 points and five assists vs. Virginia Tech (1/18/23)
- Tallied 12 points and 10 assists for third career double-double at Syracuse (1/30/23)
- Scored 17 points at Virginia Tech (2/4/23)
- Registered 16 points, five rebounds and five assists vs. Duke (2/11/23)
- Tallied 14 points and six assists at Louisville (2/15/23)
- Scored 15 points along with four assists, becoming UVA's all-time assists leader vs. Notre Dame (2/18/23)
- Handed out career assist No. 700 vs. Louisville (3/4/23)
- Scored 13 points vs. Clemson (3/10/23)

CLARK CAREER STATISTICS

SEASON TEAM	GP-GS	MIN/AVG	Field Goals		3-Point		F-Throws		Rebounds				Scoring						
			FG-FGA	FG%	3FG-3FGA	3FG%	FT-FTA	FT%	OFF	DEF	TOT	AVG	PF-FO	A	TO	BLK	STL	PTS	AVG
2018-19 UVa	38-20	1020/26.8	55-157	.350	29-85	.341	33-40	.825	16	73	89	2.3	52-0	97	39	0	28	172	4.5
2019-20 UVa	30-30	1112/37.1	105-280	.375	36-96	.375	78-89	.876	11	114	125	4.2	54-0	176	105	3	37	324	10.8
2020-21 UVa	25-23	850/34.0	85-207	.411	20-62	.323	47-64	.734	6	45	51	2.0	30-0	113	53	0	18	237	9.5
2021-22 UVa	35-35	1263/36.1	117-302	.387	54-156	.346	61-78	.782	12	91	103	2.9	40-0	153	77	4	30	349	10.0
2022-23 UVa	32-32	1063/33.2	107-266	.402	37-104	.356	98-127	.772	14	70	84	2.6	51-0	174	63	4	34	349	10.9
TOTAL	160-140	5308/33.2	469-1212	.387	176-503	.350	317-398	.796	59	393	452	2.8	227-0	713	337	11	147	1431	8.9

Single Game Highs

Statistic	Value	
Points	25	vs Duke 02/23/22
Rebounds	11	at Syracuse 11/06/19
Assists	13	vs Navy 12/29/19
Steals	3	13 times
Blocks	1	11 times
FG Made	9	vs Duke 02/23/22
FG Attempts	16	vs Florida St. 02/26/22
3FG Made	6	vs Duke 02/23/22
3FG Attempts	11	vs Duke 02/23/22
FT Made	10	vs Boston College 02/01/22
FT Attempts	12	vs Kent St. 12/04/20, vs James Madison 12/06/22

CLARK 2022-23 GAME-BY-GAME

Opponent	Date	GS	MIN	Total		3-Pointers		Free throws		Rebounds				PF	A	TO	BLK	STL	PTS	AVG	
				FG-FGA	PCT	3FG-3FGA	PCT	FT-FTA	PCT	OFF	DEF	TOT	AVG								
N.C. Central	11/07/2022	*	34:08	3-9	.333	2-6	.333	1-4	.250	0	2	2	2.0	1	5	2	0	0	9	9.0	
Monmouth	11/11/2022	*	20:26	3-4	.750	2-3	.667	0-0	.000	1	0	1	1.5	1	7	0	0	2	8	8.5	
vs Baylor	11/18/2022	*	35:23	3-8	.375	1-2	.500	0-0	.000	0	4	4	2.3	0	3	3	0	0	7	8.0	
vs Illinois	11/20/2022	*	34:10	4-9	.444	2-4	.500	2-2	1.000	1	2	3	2.5	1	3	2	0	2	12	9.0	
UMES	11/25/2022	*	31:01	1-4	.250	0-1	.000	3-3	1.000	0	2	2	2.4	1	8	2	1	2	5	8.2	
at Michigan	11/29/2022	*	38:02	4-9	.444	1-2	.500	7-8	.875	0	2	2	2.3	1	4	1	0	1	16	9.5	
Florida St.	12/03/2022	*	35:27	4-9	.444	1-3	.333	9-10	.900	1	2	3	2.4	0	3	3	0	1	18	10.7	
James Madison	12/06/2022	*	38:56	5-11	.455	2-5	.400	6-12	.500	0	2	2	2.4	1	7	3	0	1	18	11.6	
Houston	12/17/2022	*	35:18	2-8	.250	1-5	.200	4-4	1.000	0	2	2	2.3	4	8	2	0	1	9	11.3	
at Miami (FL)	12/20/2022	*	30:00	2-10	.200	1-3	.333	8-9	.889	2	2	4	2.5	2	3	0	0	3	13	11.5	
UAlbany	12/28/2022	*	26:41	3-4	.750	1-1	1.000	1-2	.500	0	4	4	2.6	1	10	2	0	2	8	11.2	
at Georgia Tech	12/31/2022	*	30:34	6-9	.667	2-3	.667	1-3	.333	1	1	2	2.6	1	8	3	0	3	15	11.5	
at Pittsburgh	01/03/2023	*	34:38	7-12	.583	2-5	.400	1-1	1.000	0	4	4	2.7	4	8	5	0	0	17	11.9	
Syracuse	01/07/2023	*	32:24	2-5	.400	0-1	.000	1-2	.500	1	1	2	2.6	3	11	3	0	2	5	11.4	
North Carolina	01/10/2023	*	37:49	3-8	.375	0-1	.000	1-3	.333	0	2	2	2.6	2	2	2	0	2	7	11.1	
at Florida St.	01/14/2023	*	36:12	4-10	.400	0-2	.000	1-1	1.000	0	5	5	2.8	1	6	1	0	1	9	11.0	
Virginia Tech	01/18/2023	*	35:48	7-14	.500	2-5	.400	4-4	1.000	0	2	2	2.7	0	5	1	1	1	20	11.5	
at Wake Forest	01/21/2023	*	28:29	2-7	.286	2-4	.500	6-7	.857	1	2	3	2.7	4	4	2	1	0	12	11.6	
Boston College	01/28/2023	*	27:35	2-9	.222	1-3	.333	2-2	1.000	2	1	3	2.7	2	6	0	0	1	7	11.3	
at Syracuse	01/30/2023	*	35:43	3-7	.429	2-4	.500	4-4	1.000	0	2	2	2.7	1	10	5	0	0	12	11.4	
at Virginia Tech	02/04/2023	*	35:29	6-13	.462	3-7	.429	2-2	1.000	1	4	5	2.8	3	4	2	0	0	17	11.6	
NC State	02/07/2023	*	35:49	1-4	.250	0-1	.000	4-5	.800	0	2	2	2.8	0	6	3	0	2	6	11.4	
Duke	02/11/2023	*	36:56	7-10	.700	1-3	.333	1-3	.333	0	2	2	2.7	1	5	1	0	0	16	11.6	
at Louisville	02/15/2023	*	30:59	5-11	.455	1-1	1.000	3-5	.600	0	4	4	2.8	3	6	1	0	0	14	11.7	
Notre Dame	02/18/2023	*	31:58	4-7	.571	1-2	.500	6-8	.750	0	1	1	2.7	2	4	3	0	1	15	11.8	
at Boston College	02/22/2023	*	35:02	3-11	.273	1-4	.250	0-0	.000	0	1	1	2.7	1	3	1	0	1	7	11.6	
at North Carolina	02/25/2023	*	33:04	3-9	.333	1-1	1.000	2-3	.667	1	1	2	2.6	4	5	1	0	1	9	11.5	
Clemson	02/28/2023	*	34:24	0-7	.000	0-5	.000	5-6	.833	0	0	0	2.5	0	6	1	1	2	5	11.3	
Louisville	03/04/2023	*	30:15	1-6	.167	1-5	.200	3-4	.750	0	4	4	2.6	3	6	2	0	0	6	11.1	
vs North Carolina	03/09/2023	*	37:25	2-5	.400	0-2	.000	4-4	1.000	1	4	5	2.7	0	3	2	0	1	8	11.0	
vs Clemson	03/10/2023	*	31:06	4-8	.500	3-6	.500	2-2	1.000	1	2	3	2.7	0	4	1	0	1	13	11.1	
vs Duke	03/11/2023	*	31:52	1-9	.111	0-4	.000	4-4	1.000	0	1	1	2.6	3	1	3	0	0	6	10.9	
Totals			32	1063:03	107-266	.402	37-104	.356	98-127	.772	14	70	84	2.6	51	174	63	4	34	349	10.9

Player Averages

Games Played	Minutes/game	Points/game	FG Pct	3FG Pct	FT Pct	Rebounds/game	Assists/game	Turnovers/game	Assist/Turnover ratio	Steals/game	Blocks/game
32	33.2	10.9	40.2	35.6	77.2	2.6	5.4	2.0	2.8	1.1	0.1



1 JAYDEN GARDNER

Fifth Year • Forward • 6-6 • 233
Wake Forest, N.C. • Heritage • East Carolina

2022-23 HIGHLIGHTS

- Named ACC All-Tournament First Team
- Earned All-ACC honorable mention honors
- Preseason All-ACC second team
- Malone Award Preseason Top-20 Watch List
- Surpassed 2,000 career points with three points vs. NCCU (11/7/22)
- Recorded 12 points and five rebounds vs. Illinois (11/20/22)
- Scored game-high 26 points (12 of 15 FG) vs. UMES (11/22/22)
- Registered 12 points and 11 rebounds at Michigan (11/29/22)
- Tallied 14 points and eight rebounds vs. JMU (12/6/22)
- Netted 13 points along with six rebounds vs. Houston (12/17/22)
- Recorded 16 points and seven rebounds vs. UAlbany (12/28/22)
- Scored 14 points at Georgia Tech (12/31/22)
- Scored 10 points and grabbed 1,000th career rebound vs. Syracuse (1/7/23)
- Tallied 12 points and four rebounds vs. Virginia Tech (1/18/23)
- Recorded 18 points and six rebounds vs. Boston College (1/28/23)
- Team highs in points (17) and rebounds (8) at Syracuse (1/30/23)
- Registered 20 points and 10 rebounds at Virginia Tech (2/4/23)
- Scored 18 points along with five rebounds vs. NC State (2/7/23)
- Tallied eight points and 12 rebounds vs. Notre Dame (2/18/23)
- Scored 16 points along with two blocks at Boston College (2/22/23)
- Recorded team-high 19 points and 12 rebounds at North Carolina (2/25/23)
- Scored 12 points along with nine rebounds vs. Clemson (2/28/23)
- Scored 16 points and added four rebounds vs. Louisville (3/4/23)
- Recorded 17 points and 10 rebounds vs. North Carolina (3/9/23)

GARDNER CAREER STATISTICS

SEASON	TEAM	GP-GS		MIN/AVG		Field Goals		3-Point		F-Throws		Rebounds				Scoring										
		GP	GS	MIN	AVG	FG-FGA	FG%	3FG-3FGA	3FG%	FT-FTA	FT%	OFF	DEF	TOT	AVG	PF-FO	A	TO	BLK	STL	PTS	AVG				
2018-19	ECU	31	31	948	30.6	166	337	.493	2	10	.200	171	228	.750	93	169	262	8.5	88	39	75	14	24	505	16.3	
2019-20	ECU	31	30	1066	34.4	223	428	.521	4	20	.200	160	218	.734	91	194	285	9.2	91	67	83	15	34	610	19.7	
2020-21	ECU	19	18	665	35.0	123	257	.479	3	6	.500	98	133	.737	39	119	158	8.3	42	0	27	45	3	11	347	18.3
2021-22	UVa	35	35	1144	32.7	219	437	.501	3	14	.214	96	121	.793	80	143	223	6.4	74	0	50	52	13	18	537	15.3
2022-23	UVa	32	32	841	26.3	157	305	.515	0	3	.000	74	109	.679	65	120	185	5.8	55	0	22	31	15	29	388	12.1
TOTAL FOR UVa		67	67	1985	29.6	376	742	.507	3	17	.176	170	230	.739	145	263	408	6.1	129	0	72	83	28	47	925	13.8
TOTAL		148	146	4664	31.5	888	1764	.503	12	53	.226	599	809	.740	368	745	1113	7.5	350	7	205	286	60	116	2387	16.1

Single Game Highs

Statistic	Value	
Points	35	at UCF 01/13/19
Rebounds	20	at UCF 01/13/19
Assists	4	10 times
Steals	3	4 times
Blocks	3	vs Georgia Tech 02/12/22, at Miami (FL) 02/19/22
FG Made	14	vs Fairleigh Dickinson 12/18/21
FG Attempts	24	vs Temple 02/23/20
3FG Made	2	vs UCF 03/04/21, vs Iowa 11/29/21
3FG Attempts	4	vs SMU 01/11/20, vs Clemson 12/22/21
FT Made	16	vs App State 11/30/18
FT Attempts	19	vs App State 11/30/18

GARDNER 2022-23 GAME-BY-GAME

Opponent	Date	GS	MIN	Total		3-Pointers		Free throws		Rebounds				PF				PTS	AVG		
				FG-FGA	PCT	3FG-3FGA	PCT	FT-FTA	PCT	OFF	DEF	TOT	AVG	PF	A	TO	BLK			STL	
N.C. Central	11/07/2022	*	19:41	0-4	.000	0-0	.000	3-5	.600	4	5	9	9.0	0	0	0	0	0	3	3.0	
Monmouth	11/11/2022	*	15:46	3-7	.429	0-0	.000	3-4	.750	3	2	5	7.0	4	1	0	0	0	9	6.0	
vs Baylor	11/18/2022	*	17:12	1-4	.250	0-0	.000	5-7	.714	0	3	3	5.7	2	2	2	0	1	7	6.3	
vs Illinois	11/20/2022	*	26:46	3-5	.600	0-0	.000	6-9	.667	2	3	5	5.5	1	1	3	0	1	12	7.8	
UMES	11/25/2022	*	25:01	12-15	.800	0-0	.000	2-5	.400	0	3	3	5.0	2	0	0	0	0	26	11.4	
at Michigan	11/29/2022	*	33:07	6-15	.400	0-0	.000	0-0	.000	3	8	11	6.0	1	2	1	0	3	12	11.5	
Florida St.	12/03/2022	*	23:29	5-9	.556	0-0	.000	0-0	.000	5	2	7	6.1	2	0	3	2	2	10	11.3	
James Madison	12/06/2022	*	32:22	5-7	.714	0-0	.000	4-8	.500	2	6	8	6.4	2	0	1	2	2	14	11.6	
Houston	12/17/2022	*	33:17	4-8	.500	0-0	.000	5-6	.833	2	4	6	6.3	0	0	0	1	0	13	11.8	
at Miami (FL)	12/20/2022	*	20:26	4-6	.667	0-0	.000	0-2	.000	0	2	2	5.9	2	0	0	0	2	8	11.4	
UAlbany	12/28/2022	*	27:15	7-11	.636	0-0	.000	2-3	.667	3	4	7	6.0	0	0	0	2	0	16	11.8	
at Georgia Tech	12/31/2022	*	22:01	7-12	.583	0-0	.000	0-0	.000	0	2	2	5.7	2	1	1	0	1	14	12.0	
at Pittsburgh	01/03/2023	*	23:22	2-7	.286	0-0	.000	0-0	.000	1	2	3	5.5	2	1	0	0	2	4	11.4	
Syracuse	01/07/2023	*	26:54	4-11	.364	0-0	.000	2-3	.667	1	2	3	5.3	2	0	0	0	0	10	11.3	
North Carolina	01/10/2023	*	15:01	1-2	.500	0-0	.000	1-2	.500	0	1	1	5.0	3	0	1	0	0	3	10.7	
at Florida St.	01/14/2023	*	18:45	1-4	.250	0-0	.000	1-2	.500	1	2	3	4.9	3	0	1	0	0	3	10.3	
Virginia Tech	01/18/2023	*	21:43	5-6	.833	0-0	.000	2-3	.667	1	3	4	4.8	3	1	2	0	1	12	10.4	
at Wake Forest	01/21/2023	*	19:37	2-7	.286	0-0	.000	1-2	.500	0	2	2	4.7	0	1	1	1	0	5	10.1	
Boston College	01/28/2023	*	24:05	8-12	.667	0-1	.000	2-2	1.000	3	3	6	4.7	1	0	0	0	1	18	10.5	
at Syracuse	01/30/2023	*	28:28	6-11	.545	0-0	.000	5-7	.714	5	3	8	4.9	0	0	3	0	2	17	10.8	
at Virginia Tech	02/04/2023	*	30:36	8-18	.444	0-0	.000	4-7	.571	6	4	10	5.1	4	1	3	1	2	20	11.2	
NC State	02/07/2023	*	32:13	6-12	.500	0-0	.000	6-6	1.000	2	3	5	5.1	0	1	0	0	1	18	11.5	
Duke	02/11/2023	*	23:12	3-5	.600	0-0	.000	0-0	.000	0	1	1	5.0	4	1	2	0	1	6	11.3	
at Louisville	02/15/2023	*	27:45	5-10	.500	0-0	.000	0-0	.000	1	2	3	4.9	2	0	0	0	1	10	11.3	
Notre Dame	02/18/2023	*	26:41	3-8	.375	0-0	.000	2-3	.667	4	8	12	5.2	3	2	2	1	0	8	11.1	
at Boston College	02/22/2023	*	29:15	6-12	.500	0-1	.000	4-4	1.000	3	2	5	5.2	1	2	2	2	1	16	11.3	
at North Carolina	02/25/2023	*	36:38	9-17	.529	0-0	.000	1-1	1.000	4	8	12	5.4	4	1	1	1	1	19	11.6	
Clemson	02/28/2023	*	31:49	5-13	.385	0-0	.000	2-3	.667	2	7	9	5.5	0	1	1	0	1	12	11.6	
Louisville	03/04/2023	*	30:20	8-12	.667	0-0	.000	0-0	.000	0	4	4	5.5	0	1	1	1	0	16	11.8	
vs North Carolina	03/09/2023	*	33:27	5-11	.455	0-0	.000	7-8	.875	2	8	10	5.6	1	0	0	1	2	17	11.9	
vs Clemson	03/10/2023	*	30:10	10-15	.667	0-0	.000	3-5	.600	5	7	12	5.8	2	2	0	0	1	23	12.3	
vs Duke	03/11/2023	*	34:18	3-9	.333	0-1	.000	1-2	.500	0	4	4	5.8	2	0	0	0	0	7	12.1	
Totals			32	840:42	157-305	.515	0-3	.000	74-109	.679	65	120	185	5.8	55	22	31	15	29	388	12.1

Player Averages

Games Played	Minutes/game	Points/game	FG Pct	3FG Pct	FT Pct	Rebounds/game	Assists/game	Turnovers/game	Assist/Turnover ratio	Steals/game	Blocks/game
32	26.3	12.1	51.5	0.0	67.9	5.8	0.7	1.0	0.7	0.9	0.5



2 REECE BEEKMAN

Junior • Guard • 6-3 • 190
Milwaukee, Wis. • Scotlandville Magnet

2022-23 HIGHLIGHTS

- Named ACC All-Tournament Second Team
- Named ACC Defensive Player of the Year, All-ACC Third Team and All-Defensive Team
- MVP of Continental Main Event in Las Vegas (11/20/21)
- ACC Player of the Week (11/21/22)
- Netted 10 points with five assists vs. NCCU (11/7/22)
- Had seven points and six assists vs. Monmouth (11/11/22)
- Recorded 10 points and 10 assists vs. Baylor (11/18/22)
- Registered 17 points and three steals vs. Illinois (11/20/22)
- Tallied nine points, five rebounds and four steals vs. UMES (11/25/22)
- Scored team-high 18 points at Michigan (11/29/22)
- Played four minutes before leaving with injury vs. JMU (12/6/22)
- Posted 10 points, nine rebounds and nine assists at Miami (12/20/22)
- Missed the UAlbany (12/28/22) game due to injury
- Tallied 12 points and six rebounds at Pitt (1/3/23)
- Recorded 13 points and seven rebounds vs. Syracuse (1/7/23)
- Scored 13 points along with five assists and five steals vs. UNC (1/10/23)
- Scored 11 points along with seven assists vs. Virginia Tech (1/18/23)
- Recorded 11 points and eight assists vs. Boston College (1/28/23)
- Collected 15 points and five assists at Virginia Tech (2/4/23)
- Tallied 15 points, four assists and three steals vs. NC State (2/7/23)
- Scored 11 points along with five assists and four rebounds vs. Notre Dame (2/18/23)
- Recorded seven points, eight assists and four steals vs. Clemson (2/28/23)
- Matched a career high with 11 assists vs. Louisville (3/4/23)
- Tallied 15 points, five assists and five steals vs. North Carolina (3/9/23)
- Recorded 12 points, four assists and four steals vs. Duke (3/11/23)

BEEKMAN CAREER STATISTICS

SEASON TEAM	GP-GS	MIN/AVG	Field Goals		3-Point			F-Throws		Rebounds				Scoring					
			FG-FGA	FG%	3FG-3FGA	3FG%	FT-FTA	FT%	OFF	DEF	TOT	AVG	PF-FO	A	TO	BLK	STL	PTS	AVG
2020-21 UVa	25-20	733/29.3	42-110	.382	9-37	.243	25-33	.758	5	66	71	2.8	37-0	75	29	10	30	118	4.7
2021-22 UVa	35-35	1228/35.1	115-256	.449	22-65	.338	35-46	.761	15	121	136	3.9	62-2	181	50	25	73	287	8.2
2022-23 UVa	31-31	1007/32.5	100-248	.403	27-76	.355	63-80	.788	16	76	92	3.0	50-0	163	47	15	55	290	9.4
TOTAL	91-86	2969/32.6	257-614	.419	58-178	.326	123-159	.774	36	263	299	3.3	149-2	419	126	50	158	695	7.6

Single Game Highs

Statistic	Value	
Points	20	vs Clemson 12/22/21
Rebounds	12	at Louisville 03/05/22
Assists	11	vs Louisville 01/24/22, vs Louisville 03/04/23
Steals	6	vs Navy 11/09/21
Blocks	2	10 times
FG Made	8	at Pittsburgh 01/19/22
FG Attempts	12	4 times
3FG Made	3	4 times
3FG Attempts	5	5 times
FT Made	6	vs Illinois 11/20/22
FT Attempts	8	vs Illinois 11/20/22

BEEKMAN 2022-23 GAME-BY-GAME

Opponent	Date	GS	MIN	Total		3-Pointers		Free throws		Rebounds				PF	A	TO	BLK	STL	PTS	AVG		
				FG-FGA	PCT	3FG-3FGA	PCT	FT-FTA	PCT	OFF	DEF	TOT	AVG									
N.C. Central	11/07/2022	*	26:05	3-7	.429	2-3	.667	2-2	1.000	0	3	3	3.0	3	5	4	0	1	10	10.0		
Monmouth	11/11/2022	*	21:27	2-7	.286	1-4	.250	2-2	1.000	1	1	2	2.5	2	6	1	2	2	7	8.5		
vs Baylor	11/18/2022	*	33:32	2-6	.333	2-2	1.000	4-4	1.000	0	1	1	2.0	1	10	3	1	1	10	9.0		
vs Illinois	11/20/2022	*	33:35	5-12	.417	1-3	.333	6-8	.750	1	3	4	2.5	2	3	1	0	3	17	11.0		
UMES	11/25/2022	*	28:08	3-5	.600	1-1	1.000	2-2	1.000	0	5	5	3.0	0	2	2	1	4	9	10.6		
at Michigan	11/29/2022	*	38:06	7-10	.700	1-1	1.000	3-4	.750	1	3	4	3.2	1	5	1	0	1	18	11.8		
Florida St.	12/03/2022	*	31:08	1-7	.143	0-3	.000	5-6	.833	0	4	4	3.3	3	5	1	1	0	7	11.1		
James Madison	12/06/2022	*	03:47	1-1	1.000	0-0	.000	0-0	.000	0	0	0	2.9	0	1	0	0	0	2	10.0		
Houston	12/17/2022	*	33:33	1-5	.200	1-3	.333	1-2	.500	1	2	3	2.9	4	5	3	1	1	4	9.3		
at Miami (FL)	12/20/2022	*	34:31	5-9	.556	0-1	.000	0-1	.000	2	7	9	3.5	3	9	4	0	0	10	9.4		
at Georgia Tech	12/31/2022	*	26:45	3-6	.500	2-3	.667	0-0	.000	1	3	4	3.5	1	4	2	0	2	8	9.3		
at Pittsburgh	01/03/2023	*	35:32	4-9	.444	3-5	.600	1-1	1.000	0	6	6	3.8	2	3	1	0	0	12	9.5		
Syracuse	01/07/2023	*	31:18	3-5	.600	2-3	.667	5-6	.833	0	1	1	3.5	3	7	1	0	2	13	9.8		
North Carolina	01/10/2023	*	38:30	5-12	.417	0-2	.000	3-4	.750	0	2	2	3.4	0	5	2	1	5	13	10.0		
at Florida St.	01/14/2023	*	36:21	3-10	.300	2-3	.667	0-0	.000	1	2	3	3.4	2	4	1	0	0	8	9.9		
Virginia Tech	01/18/2023	*	34:41	4-10	.400	1-3	.333	2-2	1.000	1	2	3	3.4	1	7	0	1	1	11	9.9		
at Wake Forest	01/21/2023	*	24:59	2-6	.333	2-5	.400	2-2	1.000	1	2	3	3.4	4	6	0	0	1	8	9.8		
Boston College	01/28/2023	*	30:33	4-6	.667	0-2	.000	3-3	1.000	0	1	1	3.2	2	8	4	0	1	11	9.9		
at Syracuse	01/30/2023	*	32:35	2-4	.500	1-2	.500	2-2	1.000	0	1	1	3.1	2	2	1	0	7	9.7			
at Virginia Tech	02/04/2023	*	36:53	5-11	.455	0-2	.000	5-6	.833	2	2	4	3.2	2	5	1	1	0	15	10.0		
NC State	02/07/2023	*	33:04	6-11	.545	0-0	.000	3-5	.600	0	3	3	3.1	3	4	1	0	3	15	10.2		
Duke	02/11/2023	*	40:54	2-11	.182	0-1	.000	0-0	.000	1	5	6	3.3	1	7	0	1	3	4	10.0		
at Louisville	02/15/2023	*	33:39	0-6	.000	0-4	.000	3-4	.750	0	0	0	3.1	1	2	2	1	4	3	9.7		
Notre Dame	02/18/2023	*	36:16	4-12	.333	2-5	.400	1-2	.500	1	3	4	3.2	1	5	0	0	1	11	9.7		
at Boston College	02/22/2023	*	32:57	2-8	.250	0-2	.000	2-2	1.000	1	1	2	3.1	1	2	2	1	2	6	9.6		
at North Carolina	02/25/2023	*	36:12	4-11	.364	0-2	.000	0-2	.000	0	4	4	3.2	1	6	0	0	1	8	9.5		
Clemson	02/28/2023	*	35:49	3-7	.429	1-2	.500	0-0	.000	0	3	3	3.1	0	8	1	2	4	7	9.4		
Louisville	03/04/2023	*	35:21	2-4	.500	1-1	1.000	0-0	.000	0	0	0	3.0	1	11	0	0	2	5	9.3		
vs North Carolina	03/09/2023	*	38:40	5-11	.455	1-4	.250	4-6	.667	0	3	3	3.0	1	5	0	0	5	15	9.4		
vs Clemson	03/10/2023	*	35:48	2-8	.250	0-1	.000	0-0	.000	1	2	3	3.0	0	7	3	0	1	4	9.3		
vs Duke	03/11/2023	*	36:35	5-11	.455	0-3	.000	2-2	1.000	0	1	1	3.0	2	4	4	0	4	12	9.4		
Totals			31	1007:14		100-248	.403	27-76	.355	63-80	.788	16	76	92	3.0	50	163	47	15	55	290	9.4

Player Averages

Games Played	Minutes/game	Points/game	FG Pct	3FG Pct	FT Pct	Rebounds/game	Assists/game	Turnovers/game	Assist/Turnover ratio	Steals/game	Blocks/game
31	32.5	9.4	40.3	35.5	78.8	3.0	5.3	1.5	3.5	1.8	0.5



4 ARMAAN FRANKLIN

Senior • Guard • 6-4 • 200
Indianapolis, Ind. • Cathedral • Indiana

2022-23 HIGHLIGHTS

- Named ACC All-Tournament Second Team
- Scored game-high 21 points (4-7 3FGs) vs. NCCU (11/7/22)
- Set career highs in points (26), free throws (9) and free throw at-tempts (10) vs. Baylor (11/18/22)
- Scored eight points vs. JMU (12/6/22)
- Scored 10 points vs. Houston (12/17/22)
- Tallied 20 points and career-high two blocked vs. UAlbany (12/28/22)
- Scored 11 points along with five steals at Georgia Tech (12/31/22)
- Netted 14 points and four rebounds at Pitt (1/3/23)
- Scored team-high 16 points (4-9 3FG) vs. Syracuse (1/7/23)
- Recorded 12 points and career highs in rebounds (9) and blocks (3) vs. UNC (1/10/23)
- Scored game-high 20 points and added team-high seven rebounds at Florida State (1/14/23)
- Tallied 15 points vs. Virginia Tech (1/18/23)
- Scored 25 points and added career-high 10 rebounds for first career double-double at Wake Forest (1/21/23)
- Scored 18 points vs. Boston College (1/28/23)
- Netted 12 points at Syracuse (1/30/23)
- Scored a game-high 23 points vs. Duke (2/11/23)
- Scored 14 points along with five rebounds at Louisville (2/15/23)
- Scored 12 points vs. Notre Dame (2/18/23)
- Tallied 14 points at North Carolina (2/25/23)
- Scored 12 points vs. Clemson (2/28/23)
- Recorded 16 points, five assists and four rebounds vs. Louisville (3/4/23)
- Netted 14 points vs. North Carolina (3/9/23)
- Scored 16 points vs. Clemson (3/10/23)

FRANKLIN CAREER STATISTICS

SEASON	TEAM	GP-GS	MIN/AVG	Field Goals		3-Point		F-Throws		Rebounds				Scoring						
				FG-FGA	FG%	3FG-3FGA	3FG%	FT-FTA	FT%	OFF	DEF	TOT	AVG	PF-FO	A	TO	BLK	STL	PTS	AVG
2019-20	IND	32-9	441/13.8	39-112	.348	17-64	.266	24-39	.615	2	50	52	1.6	43-0	41	30	3	8	119	3.7
2020-21	IND	22-20	664/30.2	87-203	.429	36-85	.424	40-54	.741	13	78	91	4.1	61-3	47	48	5	26	250	11.4
2021-22	UVa	35-34	1031/29.5	140-357	.392	53-179	.296	57-75	.760	11	86	97	2.8	71-0	49	43	9	35	390	11.1
2022-23	UVa	32-32	951/29.7	140-331	.423	62-164	.378	59-84	.702	22	111	133	4.2	48-0	46	31	12	30	401	12.5
TOTAL FOR UVa		67-66	1982/29.6	280-688	.407	115-343	.335	116-159	.730	33	197	230	3.4	119-0	95	74	21	65	791	11.8
TOTAL		121-95	3087/25.5	406-1003	.405	168-492	.341	180-252	.714	48	325	373	3.1	223-3	183	152	29	99	1160	9.6

Single Game Highs


Statistic	Value	
Points	26	vs Baylor 11/18/22
Rebounds	10	at Wake Forest 01/21/23
Assists	8	vs Western Ill. 11/05/19
Steals	5	at Georgia Tech 12/31/22
Blocks	3	vs North Carolina 01/10/23
FG Made	9	at Wake Forest 01/21/23, vs Duke 02/11/23
FG Attempts	21	at Wake Forest 01/21/23
3FG Made	5	7 times
3FG Attempts	13	at Wake Forest 01/21/23
FT Made	9	vs Baylor 11/18/22
FT Attempts	10	vs Baylor 11/18/22

FRANKLIN 2022-23 GAME-BY-GAME

Opponent	Date	GS	MIN	Total		3-Pointers		Free throws		Rebounds				PF	A	TO	BLK	STL	PTS	AVG	
				FG-FGA	PCT	3FG-3FGA	PCT	FT-FTA	PCT	OFF	DEF	TOT	AVG								
N.C. Central	11/07/2022	*	34:52	5-9	.556	4-7	.571	7-8	.875	1	3	4	4.0	1	1	0	0	0	21	21.0	
Monmouth	11/11/2022	*	18:22	3-6	.500	2-4	.500	0-0	.000	0	3	3	3.5	3	0	2	0	0	8	14.5	
vs Baylor	11/18/2022	*	33:26	7-12	.583	3-6	.500	9-10	.900	1	3	4	3.7	2	1	1	0	3	26	18.3	
vs Illinois	11/20/2022	*	33:50	4-12	.333	1-5	.200	0-0	.000	0	5	5	4.0	3	0	2	0	2	9	16.0	
UMES	11/25/2022	*	27:21	2-6	.333	1-4	.250	0-0	.000	0	4	4	4.0	0	3	0	0	0	5	13.8	
at Michigan	11/29/2022	*	25:58	1-6	.167	0-2	.000	0-2	.000	0	4	4	4.0	2	0	1	0	0	2	11.8	
Florida St.	12/03/2022	*	21:53	3-7	.429	2-4	.500	1-2	.500	0	2	2	3.7	3	0	3	1	0	9	11.4	
James Madison	12/06/2022	*	26:15	3-8	.375	2-5	.400	0-0	.000	0	3	3	3.6	4	2	1	0	1	8	11.0	
Houston	12/17/2022	*	24:10	3-6	.500	2-3	.667	2-2	1.000	0	6	6	3.9	1	0	1	0	0	10	10.9	
at Miami (FL)	12/20/2022	*	13:04	0-7	.000	0-3	.000	0-0	.000	0	2	2	3.7	0	0	0	1	0	0	9.8	
UAlbany	12/28/2022	*	31:08	7-13	.538	3-6	.500	3-3	1.000	1	1	2	3.5	0	0	1	2	0	20	10.7	
at Georgia Tech	12/31/2022	*	31:28	3-12	.250	3-9	.333	2-2	1.000	2	1	3	3.5	1	4	0	0	5	11	10.8	
at Pittsburgh	01/03/2023	*	30:08	6-12	.500	2-3	.667	0-0	.000	1	3	4	3.5	1	3	0	0	2	14	11.0	
Syracuse	01/07/2023	*	33:54	4-11	.364	4-9	.444	4-7	.571	2	4	6	3.7	1	3	1	1	2	16	11.4	
North Carolina	01/10/2023	*	36:26	4-13	.308	0-5	.000	4-7	.571	1	8	9	4.1	0	2	1	3	0	12	11.4	
at Florida St.	01/14/2023	*	32:56	8-13	.615	4-7	.571	0-0	.000	1	6	7	4.3	2	0	1	0	1	20	11.9	
Virginia Tech	01/18/2023	*	32:44	6-9	.667	2-3	.667	1-1	1.000	0	5	5	4.3	1	1	0	0	0	15	12.1	
at Wake Forest	01/21/2023	*	37:24	9-21	.429	5-13	.385	2-4	.500	1	9	10	4.6	2	1	0	1	0	25	12.8	
Boston College	01/28/2023	*	30:28	6-13	.462	3-7	.429	3-3	1.000	1	6	7	4.7	1	3	3	1	2	18	13.1	
at Syracuse	01/30/2023	*	33:50	4-11	.364	3-9	.333	1-2	.500	0	0	0	4.5	2	1	1	0	1	12	13.1	
at Virginia Tech	02/04/2023	*	30:38	2-9	.222	1-4	.250	1-3	.333	0	2	2	4.4	2	2	0	0	2	6	12.7	
NC State	02/07/2023	*	22:56	0-5	.000	0-1	.000	2-2	1.000	0	2	2	4.3	1	1	0	0	0	2	12.2	
Duke	02/11/2023	*	37:16	9-13	.692	3-5	.600	2-5	.400	1	2	3	4.2	0	0	1	0	1	23	12.7	
at Louisville	02/15/2023	*	30:48	5-8	.625	1-2	.500	3-4	.750	1	4	5	4.3	2	3	1	0	2	14	12.8	
Notre Dame	02/18/2023	*	35:54	4-11	.364	2-7	.286	2-2	1.000	0	4	4	4.2	0	2	0	0	0	12	12.7	
at Boston College	02/22/2023	*	28:51	2-10	.200	0-4	.000	0-0	.000	0	3	3	4.2	1	1	1	0	0	4	12.4	
at North Carolina	02/25/2023	*	30:49	6-14	.429	1-2	.500	1-1	1.000	2	2	4	4.2	2	1	0	0	1	14	12.4	
Clemson	02/28/2023	*	30:06	5-11	.455	2-6	.333	0-0	.000	1	3	4	4.2	1	0	1	0	1	12	12.4	
Louisville	03/04/2023	*	28:39	5-8	.625	2-5	.400	4-4	1.000	1	3	4	4.2	3	5	2	0	1	16	12.6	
vs North Carolina	03/09/2023	*	29:40	6-13	.462	1-5	.200	1-2	.500	0	3	3	4.1	2	2	3	1	0	14	12.6	
vs Clemson	03/10/2023	*	28:30	6-14	.429	1-4	.250	3-4	.750	3	0	3	4.1	1	2	0	0	2	16	12.7	
vs Duke	03/11/2023	*	27:41	2-8	.250	2-5	.400	1-4	.250	1	5	6	4.2	3	2	3	1	1	7	12.5	
Totals			32	951:25	140-331	.423	62-164	.378	59-84	.702	22	111	133	4.2	48	46	31	12	30	401	12.5

Player Averages

Games Played	Minutes/game	Points/game	FG Pct	3FG Pct	FT Pct	Rebounds/game	Assists/game	Turnovers/game	Assist/Turnover ratio	Steals/game	Blocks/game
32	29.7	12.5	42.3	37.8	70.2	4.2	1.4	1.0	1.5	0.9	0.4



5 BEN VANDER PLAS

Graduate Student • Forward • 6-8 • 236
Ripon, Wis. • Ripon • Ohio University

2022-23 HIGHLIGHTS

- Named to the CSC Academic All-District Team
- Broke his right hand in practice on March 7 and will miss the remainder of the season
- Recorded seven points and four rebounds in UVA debut vs. NCCU (11/7/22)
- Tallied 10 points, three rebounds and three assists vs. Monmouth (11/11/22)
- Scored 14 points vs. Baylor (11/18/22)
- Tallied eight points and game-high 10 rebounds vs. Illinois (11/20/22)
- Scored 10 points at Michigan (11/29/22)
- Netted 20 points (4-9 3FG) at Miami (12/20/22)
- Secured his 800th career rebound at Georgia Tech (12/31/22)
- Registered 17 points, eight rebounds and career-high three blocks vs. UNC (1/10/23)
- Netted 15 points along with team-high seven rebounds and three assists at Florida State (1/14/23)
- Recorded 10 points, seven rebounds and three assists vs. Virginia Tech (1/18/23)
- Contributed eight points and seven rebounds at Wake Forest (1/21/23)
- Recorded seven points, six rebounds and six assists at Syracuse (1/30/23)
- Scored 13 points and added four steals vs. Duke (2/11/23)
- Recorded 10 points and 11 rebounds at Louisville (2/15/23)
- Tallied seven points, four rebounds and three steals vs. Louisville (3/4/23)

VANDER PLAS CAREER STATISTICS

SEASON	TEAM	GP-GS	MIN/AVG	Field Goals		3-Point		F-Throws		Rebounds				Scoring						
				FG-FGA	FG%	3FG-3FGA	3FG%	FT-FTA	FT%	OFF	DEF	TOT	AVG	PF-FO	A	TO	BLK	STL	PTS	AVG
2018-19	Ohio	31-1	718/23.2	94-231	.407	50-162	.309	29-41	.707	40	122	162	5.2	55-0	48	33	15	28	267	8.6
2019-20	Ohio	31-31	1022/33.0	183-372	.492	41-137	.299	80-135	.593	39	175	214	6.9	84-2	86	89	21	32	487	15.7
2020-21	Ohio	25-25	845/33.8	114-263	.433	51-146	.349	42-55	.764	19	126	145	5.8	60-1	94	58	15	36	321	12.8
2021-22	Ohio	35-35	1237/35.4	166-362	.459	67-198	.338	98-138	.710	40	197	237	6.8	81-3	107	63	16	62	497	14.2
2022-23	UvA	29-15	719/24.8	77-187	.412	33-109	.303	28-55	.509	28	106	134	4.6	57-0	41	20	11	24	215	7.4
TOTAL FOR UvA		29-15	719/24.8	77-187	.412	33-109	.303	28-55	.509	28	106	134	4.6	57-0	41	20	11	24	215	7.4
TOTAL		151-107	4541/30.1	634-1415	.448	242-752	.322	277-424	.653	166	726	892	5.9	337-6	376	263	78	182	1787	11.8

Single Game Highs


Statistic	Value
Points	30 vs Miami (OH) 02/15/22
Rebounds	13 at Central Mich. 02/16/19, at Western Mich. 01/04/20
Assists	10 vs Central Mich. 02/22/22
Steals	4 11 times
Blocks	3 vs North Carolina 01/10/23
FG Made	11 at Buffalo 01/14/20, vs Toledo 03/12/21
FG Attempts	20 at Buffalo 01/14/20
3FG Made	6 at Akron 03/02/19, vs Kent St. 01/07/22
3FG Attempts	11 at Bowling Green 03/01/22
FT Made	9 vs Miami (OH) 02/15/22, at NIU 03/04/22
FT Attempts	12 vs Central Mich. 03/09/20

VANDER PLAS 2022-23 GAME-BY-GAME

Opponent	Date	GS	MIN	Total		3-Pointers		Free throws		Rebounds				PF				PTS	AVG	
				FG-FGA	PCT	3FG-3FGA	PCT	FT-FTA	PCT	OFF	DEF	TOT	AVG	PF	A	TO	BLK			STL
N.C. Central	11/07/2022		22:52	2-5	.400	2-4	.500	1-2	.500	0	4	4	4.0	1	2	0	1	1	7	7.0
Monmouth	11/11/2022		19:11	3-4	.750	2-3	.667	2-3	.667	0	3	3	3.5	1	3	0	1	0	10	8.5
vs Baylor	11/18/2022		24:06	4-5	.800	2-3	.667	4-6	.667	0	2	2	3.0	1	1	1	0	1	14	10.3
vs Illinois	11/20/2022		24:10	0-3	.000	0-3	.000	8-9	.889	2	8	10	4.8	2	2	1	0	0	8	9.8
UMES	11/25/2022		19:07	1-3	.333	0-0	.000	0-1	.000	3	4	7	5.2	3	2	0	0	1	2	8.2
at Michigan	11/29/2022		24:23	4-5	.800	1-1	1.000	1-2	.500	0	0	0	4.3	1	1	1	0	0	10	8.5
Florida St.	12/03/2022		26:36	3-11	.273	1-5	.200	0-0	.000	1	3	4	4.3	2	1	0	1	0	7	8.3
James Madison	12/06/2022		25:55	1-4	.250	0-3	.000	1-2	.500	0	5	5	4.4	2	1	2	0	0	3	7.6
Houston	12/17/2022		16:59	0-7	.000	0-6	.000	0-0	.000	0	0	0	3.9	0	1	1	0	0	0	6.8
at Miami (FL)	12/20/2022		27:18	7-13	.538	4-9	.444	2-3	.667	2	2	4	3.9	3	2	1	0	0	20	8.1
UAlbany	12/28/2022	*	15:06	1-4	.250	1-4	.250	0-2	.000	1	1	2	3.7	3	1	0	1	0	3	7.6
at Georgia Tech	12/31/2022		21:04	1-3	.333	0-1	.000	1-2	.500	1	5	6	3.9	0	0	0	0	2	3	7.3
at Pittsburgh	01/03/2023		21:57	1-4	.250	0-3	.000	0-0	.000	1	0	1	3.7	2	0	0	0	2	2	6.8
Syracuse	01/07/2023		24:45	2-7	.286	2-6	.333	0-0	.000	0	4	4	3.7	1	1	2	1	1	6	6.8
North Carolina	01/10/2023		26:38	6-10	.600	3-7	.429	2-3	.667	1	7	8	4.0	2	1	0	3	2	17	7.5
at Florida St.	01/14/2023	*	34:10	6-11	.545	3-6	.500	0-0	.000	0	7	7	4.2	2	3	1	0	0	15	7.9
Virginia Tech	01/18/2023	*	29:33	4-11	.364	2-7	.286	0-0	.000	1	6	7	4.4	1	3	1	0	1	10	8.1
at Wake Forest	01/21/2023	*	28:56	3-7	.429	2-4	.500	0-0	.000	2	5	7	4.5	3	2	2	0	0	8	8.1
Boston College	01/28/2023	*	17:37	1-4	.250	0-1	.000	0-0	.000	0	3	3	4.4	1	1	1	0	0	2	7.7
at Syracuse	01/30/2023	*	32:06	3-7	.429	1-2	.500	0-0	.000	2	5	7	4.6	3	6	0	0	0	7	7.7
at Virginia Tech	02/04/2023	*	28:38	0-4	.000	0-3	.000	0-0	.000	0	5	5	4.6	1	2	0	0	1	0	7.3
NC State	02/07/2023	*	19:05	2-3	.667	0-1	.000	0-0	.000	1	2	3	4.5	2	0	0	0	0	4	7.2
Duke	02/11/2023	*	30:24	4-7	.571	0-2	.000	5-11	.455	0	4	4	4.5	4	2	1	1	4	13	7.4
at Louisville	02/15/2023	*	35:03	4-11	.364	2-8	.250	0-1	.000	3	8	11	4.8	2	0	1	0	1	10	7.5
Notre Dame	02/18/2023	*	28:35	3-8	.375	2-6	.333	0-0	.000	0	4	4	4.7	3	1	1	1	1	8	7.6
at Boston College	02/22/2023	*	29:57	3-7	.429	1-3	.333	0-1	.000	1	2	3	4.7	2	1	1	0	0	7	7.5
at North Carolina	02/25/2023	*	20:59	3-8	.375	2-4	.500	0-2	.000	1	1	2	4.6	3	0	0	0	2	8	7.6
Clemson	02/28/2023	*	20:44	2-5	.400	0-2	.000	0-4	.000	3	4	7	4.6	2	0	0	0	1	4	7.4
Louisville	03/04/2023	*	23:18	3-6	.500	0-2	.000	1-1	1.000	2	2	4	4.6	4	1	2	1	3	7	7.4
Totals		15	719:12	77-187	.412	33-109	.303	28-55	.509	28	106	134	4.6	57	41	20	11	24	215	7.4

Player Averages

Games Played	Minutes/game	Points/game	FG Pct	3FG Pct	FT Pct	Rebounds/game	Assists/game	Turnovers/game	Assist/Turnover ratio	Steals/game	Blocks/game
29	24.8	7.4	41.2	30.3	50.9	4.6	1.4	0.7	2.1	0.8	0.4



10 TAINÉ MURRAY

Sophomore • Guard • 6-5 • 205
Auckland, N.Z. • Rosmini College

2022-23 HIGHLIGHTS

- Netted seven points in 16 minutes vs. Monmouth (11/11/22)
- Played 12 minutes vs. UMES (11/25/22)
- Played three minutes vs. JMU (12/6/22)
- Scored two points in nine minutes of action at Miami (12/20/22)
- Played four minutes at Georgia Tech (12/31/22)
- Played five minutes vs. Clemson (2/28/23)
- Saw four minutes of action vs. Louisville (3/4/23)
- Scored five points (2 of 2 FG) vs. Clemson (3/10/23)
- Played three minutes vs. Duke (3/11/23)

MURRAY CAREER STATISTICS

SEASON	TEAM	GP-GS	MIN/AVG	Field Goals		3-Point		F-Throws		Rebounds				Scoring						
				FG-FGA	FG%	3FG-3FGA	3FG%	FT-FTA	FT%	OFF	DEF	TOT	AVG	PF	FO	A	TO	BLK	STL	PTS
2021-22	UVa	19-0	143/7.5	13-33	.394	8-23	.348	4-8	.500	6	11	17	0.9	14-0	2	4	1	2	38	2.0
2022-23	Uva	12-0	82/6.8	6-18	.333	2-12	.167	3-4	.750	0	12	12	1.0	5-0	3	2	2	0	17	1.4
TOTAL		31-0	225/7.3	19-51	.373	10-35	.286	7-12	.583	6	23	29	0.9	19-0	5	6	3	2	55	1.8

Single Game Highs

Statistic	Value
Points	14 vs Iowa 11/29/21
Rebounds	4 vs UMES 11/25/22
Assists	1 5 times
Steals	1 vs Radford 11/12/21, at NC State 01/22/22
Blocks	1 vs Pittsburgh 12/03/21, vs Monmouth 11/11/22, vs James Madison 12/06/22
FG Made	5 vs Iowa 11/29/21
FG Attempts	7 vs Iowa 11/29/21
3FG Made	4 vs Iowa 11/29/21
3FG Attempts	6 vs Iowa 11/29/21
FT Made	2 at Clemson 01/04/22, vs UAlbany 12/28/22
FT Attempts	2 5 times

MURRAY 2022-23 GAME-BY-GAME

Opponent	Date	GS	MIN	Total		3-Pointers		Free throws		Rebounds				PF				PTS			
				FG-FGA	PCT	3FG-3FGA	PCT	FT-FTA	PCT	OFF	DEF	TOT	AVG	PF	A	TO	BLK	STL	PTS	AVG	
N.C. Central	11/07/2022		02:13	0-0	.000	0-0	.000	0-0	.000	0	1	1	1.0	0	0	0	0	0	0	0	0.0
Monmouth	11/11/2022		16:04	3-6	.500	1-3	.333	0-0	.000	0	0	0	0.5	2	1	0	1	0	7	3.5	
UMES	11/25/2022		12:04	0-3	.000	0-3	.000	1-2	.500	0	4	4	1.7	2	1	0	0	0	1	2.7	
James Madison	12/06/2022		03:09	0-0	.000	0-0	.000	0-0	.000	0	0	0	1.3	0	1	0	1	0	0	2.0	
at Miami (FL)	12/20/2022		08:54	1-1	1.000	0-0	.000	0-0	.000	0	1	1	1.2	1	0	1	0	0	2	2.0	
UAlbany	12/28/2022		13:15	0-2	.000	0-2	.000	2-2	1.000	0	3	3	1.5	0	0	0	0	0	2	2.0	
at Georgia Tech	12/31/2022		04:09	0-1	.000	0-1	.000	0-0	.000	0	0	0	1.3	0	0	0	0	0	0	1.7	
Boston College	01/28/2023		02:54	0-1	.000	0-1	.000	0-0	.000	0	0	0	1.1	0	0	1	0	0	0	1.5	
Clemson	02/28/2023		04:34	0-2	.000	0-1	.000	0-0	.000	0	2	2	1.2	0	0	0	0	0	0	1.3	
Louisville	03/04/2023		04:05	0-0	.000	0-0	.000	0-0	.000	0	0	0	1.1	0	0	0	0	0	0	1.2	
vs Clemson	03/10/2023		07:34	2-2	1.000	1-1	1.000	0-0	.000	0	1	1	1.1	0	0	0	0	0	5	1.5	
vs Duke	03/11/2023		03:17	0-0	.000	0-0	.000	0-0	.000	0	0	0	1.0	0	0	0	0	0	0	1.4	
Totals		0	82:12	6-18	.333	2-12	.167	3-4	.750	0	12	12	1.0	5	3	2	2	0	17	1.4	

Player Averages

Games Played	Minutes/game	Points/game	FG Pct	3FG Pct	FT Pct	Rebounds/game	Assists/game	Turnovers/game	Assist/Turnover ratio	Steals/game	Blocks/game
12	6.8	1.4	33.3	16.7	75.0	1.0	0.3	0.2	1.5	0.0	0.2



11 ISAAC MCKNEELY

Freshman • Guard • 6-4 • 179
Poca, W.Va. • Poca

2022-23 HIGHLIGHTS

- Scored three points in collegiate debut vs. NCCU (11/7/22)
- Game-high 15 points (4 of 6 3FG) vs. Monmouth (11/11/22)
- Tallied six points and three rebounds vs. UMES (11/25/22)
- Scored four points vs. JMU (12/6/22)
- Netted nine points (2 of 5 3FG) vs. Houston (12/17/22)
- Scored nine points (3 of 5 3FG) along with four rebounds at Georgia Tech (12/31/22)
- Drilled a pair of 3-pointers at Pitt (1/3/23)
- Scored 12 points on four 3-pointers vs. Syracuse (1/7/23)
- Scored 11 points (3-4 3FG) vs. UNC (1/10/23)
- Tallied seven points vs. Virginia Tech (1/18/23)
- Scored 11 points (3-6 3FG) at Wake Forest (1/21/23)
- Recorded 12 points and four rebounds vs. Boston College (1/28/23)
- Scored six points along with four rebounds at Syracuse (1/30/23)
- Scored eight points (2-2 3FG) at Virginia Tech (2/4/23)
- Netted eight points (2-5 3FG) vs. NC State (2/7/23)
- Scored six points (2-3 3FG) at Louisville (2/15/23)
- Tallied 12 points (4-6 FG, 3-3 FT) vs. Clemson (2/28/23)
- Hit a pair of 3-pointers vs. North Carolina (3/9/23)
- Scored 10 points vs. Duke (3/11/23)

MCKNEELY CAREER STATISTICS

SEASON TEAM	GP-GS	MIN/AVG	Field Goals		3-Point		F-Throws		Rebounds				Scoring						
			FG-FGA	FG%	3FG-3FGA	3FG%	FT-FTA	FT%	OFF	DEF	TOT	AVG	PF-FO	A	TO	BLK	STL	PTS	AVG
2022-23 UVa	32-1	681/21.3	72-172	.419	49-123	.398	17-23	.739	7	64	71	2.2	44-0	23	21	4	12	210	6.6
TOTAL	32-1	681/21.3	72-172	.419	49-123	.398	17-23	.739	7	64	71	2.2	44-0	23	21	4	12	210	6.6

Single Game Highs


Statistic	Value	
Points	15	vs Monmouth 11/11/22
Rebounds	6	at North Carolina 02/25/23
Assists	3	at Miami (FL) 12/20/22, at Wake Forest 01/21/23
Steals	1	12 times
Blocks	2	vs NC State 02/07/23
FG Made	5	vs Monmouth 11/11/22, vs Boston College 01/28/23
FG Attempts	9	at Miami (FL) 12/20/22
3FG Made	4	vs Monmouth 11/11/22, vs Syracuse 01/07/23
3FG Attempts	7	at Miami (FL) 12/20/22, vs Syracuse 01/07/23, at Boston College 02/22/23
FT Made	3	vs Clemson 02/28/23
FT Attempts	3	vs Monmouth 11/11/22, vs Clemson 02/28/23

MCKNEELY 2022-23 GAME-BY-GAME

Opponent	Date	GS	MIN	Total		3-Pointers		Free throws		Rebounds				PF	A	TO	BLK	STL	PTS	AVG
				FG-FGA	PCT	3FG-3FGA	PCT	FT-FTA	PCT	OFF	DEF	TOT	AVG							
N.C. Central	11/07/2022		22:42	1-4	.250	1-4	.250	0-0	.000	0	1	1	1.0	1	0	1	1	0	3	3.0
Monmouth	11/11/2022		27:36	5-8	.625	4-6	.667	1-3	.333	0	2	2	1.5	0	1	0	0	0	15	9.0
vs Baylor	11/18/2022		11:13	0-1	.000	0-0	.000	0-0	.000	0	0	0	1.0	1	2	0	0	0	0	6.0
vs Illinois	11/20/2022		15:03	1-3	.333	1-2	.500	0-0	.000	0	0	0	0.8	1	0	0	0	0	3	5.3
UMES	11/25/2022		11:59	2-6	.333	2-4	.500	0-0	.000	0	3	3	1.2	2	0	1	0	0	6	5.4
at Michigan	11/29/2022		09:39	0-1	.000	0-1	.000	0-0	.000	0	0	0	1.0	1	0	1	0	0	0	4.5
Florida St.	12/03/2022		18:44	1-5	.200	1-4	.250	1-2	.500	2	3	5	1.6	0	0	2	0	1	4	4.4
James Madison	12/06/2022		25:57	1-6	.167	1-5	.200	1-2	.500	1	1	2	1.6	0	1	1	0	1	4	4.4
Houston	12/17/2022		24:46	3-6	.500	2-5	.400	1-1	1.000	0	2	2	1.7	1	0	0	0	0	9	4.9
at Miami (FL)	12/20/2022		30:43	1-9	.111	1-7	.143	2-2	1.000	0	5	5	2.0	1	3	2	0	1	5	4.9
UAlbany	12/28/2022	*	27:56	2-7	.286	0-3	.000	1-1	1.000	0	3	3	2.1	2	2	1	0	1	5	4.9
at Georgia Tech	12/31/2022		24:28	3-5	.600	3-5	.600	0-0	.000	1	3	4	2.3	2	2	3	0	0	9	5.3
at Pittsburgh	01/03/2023		22:52	2-5	.400	2-5	.400	0-0	.000	0	0	0	2.1	2	0	0	0	1	6	5.3
Syracuse	01/07/2023		22:24	4-7	.571	4-7	.571	0-0	.000	0	3	3	2.1	2	0	1	0	1	12	5.8
North Carolina	01/10/2023		21:00	4-5	.800	3-4	.750	0-0	.000	0	1	1	2.1	1	1	0	0	0	11	6.1
at Florida St.	01/14/2023		19:29	1-5	.200	1-2	.500	0-0	.000	0	0	0	1.9	0	1	0	0	1	3	5.9
Virginia Tech	01/18/2023		16:47	2-3	.667	1-2	.500	2-2	1.000	0	1	1	1.9	2	1	0	0	0	7	6.0
at Wake Forest	01/21/2023		23:01	3-8	.375	3-6	.500	2-2	1.000	0	2	2	1.9	3	3	0	1	1	11	6.3
Boston College	01/28/2023		24:29	5-8	.625	2-4	.500	0-0	.000	0	4	4	2.0	1	0	0	0	0	12	6.6
at Syracuse	01/30/2023		17:52	2-4	.500	2-4	.500	0-0	.000	0	4	4	2.1	0	0	2	0	0	6	6.6
at Virginia Tech	02/04/2023		22:22	3-4	.750	2-2	1.000	0-0	.000	0	4	4	2.2	1	0	1	0	0	8	6.6
NC State	02/07/2023		28:11	3-7	.429	2-5	.400	0-0	.000	1	3	4	2.3	1	2	0	2	1	8	6.7
Duke	02/11/2023		22:14	2-7	.286	0-3	.000	0-1	.000	0	0	0	2.2	0	0	2	0	1	4	6.6
at Louisville	02/15/2023		27:25	3-4	.750	2-3	.667	0-0	.000	0	1	1	2.1	2	2	1	0	0	8	6.6
Notre Dame	02/18/2023		20:29	1-5	.200	0-3	.000	1-1	1.000	1	3	4	2.2	1	0	0	0	0	3	6.5
at Boston College	02/22/2023		25:08	2-8	.250	2-7	.286	0-0	.000	1	3	4	2.3	2	0	1	0	1	6	6.5
at North Carolina	02/25/2023		25:13	2-6	.333	0-3	.000	0-0	.000	0	6	6	2.4	3	0	0	0	0	4	6.4
Clemson	02/28/2023		16:25	4-6	.667	1-2	.500	3-3	1.000	0	1	1	2.4	1	0	1	0	0	12	6.6
Louisville	03/04/2023		17:48	3-6	.500	1-4	.250	0-1	.000	0	0	0	2.3	1	1	0	0	1	7	6.6
vs North Carolina	03/09/2023		19:24	2-4	.500	2-4	.500	0-0	.000	0	2	2	2.3	4	0	0	0	0	6	6.6
vs Clemson	03/10/2023		15:33	1-4	.250	1-3	.333	0-0	.000	0	1	1	2.2	4	1	0	0	0	3	6.5
vs Duke	03/11/2023		22:21	3-5	.600	2-4	.500	2-2	1.000	0	2	2	2.2	1	0	0	0	0	10	6.6
Totals			1 681:13	72-172	.419	49-123	.398	17-23	.739	7	64	71	2.2	44	23	21	4	12	210	6.6

Player Averages

Games Played	Minutes/game	Points/game	FG Pct	3FG Pct	FT Pct	Rebounds/game	Assists/game	Turnovers/game	Assist/Turnover ratio	Steals/game	Blocks/game
32	21.3	6.6	41.9	39.8	73.9	2.2	0.7	0.7	1.1	0.4	0.1



12 CHASE COLEMAN

Senior • Guard • 5-10 • 165
Norfolk, Va. • Maury

2022-23 HIGHLIGHTS

- Dished two assists in nine minutes vs. Monmouth (11/11/22)
- Scored three points in five minutes of action vs. UMES (11/25/22)
- Played five minutes vs. UAlbany (12/28/22)
- Made 1 of 2 free throws in three minutes at Georgia Tech (12/31/22)
- Saw action vs. Boston College (1/28/23)
- Drilled 3-pointer off the bench on Senior Day vs. Louisville (3/4/23)

COLEMAN CAREER STATISTICS

SEASON	TEAM	GP-GS	MIN	AVG	Field Goals		3-Point		F-Throws		Rebounds				Scoring						
					FG-FGA	FG%	3FG-3FGA	3FG%	FT-FTA	FT%	OFF	DEF	TOT	AVG	PF	FO	A	TO	BLK	STL	PTS
2019-20	UVa	17-0	87	5.1	5-18	.278	2-8	.250	0-0	.000	0	8	8	0.5	9-0	4	7	0	5	12	0.7
2020-21	UVa	5-0	7	1.4	1-1	1.000	0-0	.000	0-0	.000	0	1	1	0.2	1-0	0	0	0	0	2	0.4
2021-22	UVa	4-0	7	1.8	1-2	.500	0-1	.000	0-0	.000	0	0	0	0.0	0-0	0	2	0	1	2	0.5
2022-23	UVa	7-0	26	3.7	2-8	.250	2-6	.333	1-3	.333	0	1	1	0.1	3-0	4	2	0	0	7	1.0
TOTAL		33-0	127	3.9	9-29	.310	4-15	.267	1-3	.333	0	10	10	0.3	13-0	8	11	0	6	23	0.7

Single Game Highs

Statistic	Value
Points	3 4 times
Rebounds	2 vs Massachusetts 11/23/19
Assists	2 vs Monmouth 11/11/22
Steals	1 6 times
FG Made	1 9 times
FG Attempts	3 vs James Madison 11/10/19, vs Arizona St. 11/24/19
3FG Made	1 4 times
3FG Attempts	2 at Boston College 01/07/20, vs Arizona St. 11/24/19
FT Made	1 at Georgia Tech 12/31/22
FT Attempts	2 at Georgia Tech 12/31/22

COLEMAN 2022-23 GAME-BY-GAME

Opponent	Date	GS	MIN	Total		3-Pointers		Free throws		Rebounds				PF			PTS		AVG	
				FG-FGA	PCT	3FG-3FGA	PCT	FT-FTA	PCT	OFF	DEF	TOT	AVG	PF	A	TO	BLK	STL		PTS
Monmouth	11/11/2022		08:30	0-1	.000	0-1	.000	0-1	.000	0	0	0	0.0	1	2	1	0	0	0	0.0
UMES	11/25/2022		04:42	1-2	.500	1-1	1.000	0-0	.000	0	0	0	0.0	0	1	1	0	0	3	1.5
UAlbany	12/28/2022		05:10	0-2	.000	0-1	.000	0-0	.000	0	0	0	0.0	0	1	0	0	0	0	1.0
at Georgia Tech	12/31/2022		02:34	0-0	.000	0-0	.000	1-2	.500	0	0	0	0.0	1	0	0	0	0	1	1.0
Boston College	01/28/2023		02:54	0-1	.000	0-1	.000	0-0	.000	0	0	0	0.0	1	0	0	0	0	0	0.8
Louisville	03/04/2023		00:47	1-1	1.000	1-1	1.000	0-0	.000	0	0	0	0.0	0	0	0	0	0	3	1.2
vs Clemson	03/10/2023		01:29	0-1	.000	0-1	.000	0-0	.000	0	1	1	0.1	0	0	0	0	0	0	1.0
Totals		0	26:06	2-8	.250	2-6	.333	1-3	.333	0	1	1	0.1	3	4	2	0	0	7	1.0

Player Averages

Games Played	Minutes/game	Points/game	FG Pct	3FG Pct	FT Pct	Rebounds/game	Assists/game	Turnovers/game	Assist/Turnover ratio	Steals/game	Blocks/game
7	3.7	1.0	25.0	33.3	33.3	0.1	0.6	0.3	2.0	0.0	0.0



13 RYAN DUNN

Freshman • Guard • 6-8 • 208
Freeport, N.Y. • Perkiomen School

2022-23 HIGHLIGHTS

- Tallied 13 points, six rebounds, three blocks and two steals in collegiate debut vs. Monmouth (11/11/22)
- Played 12 minutes vs. UMES (11/25/22)
- Scored four points (4 of 4 FT) and had five rebounds in 15 minutes vs. FSU (12/3/22)
- Recorded four points, five rebounds and three blocks in 18 minutes vs. JMU (12/6/22)
- Registered two points, three rebounds and one block at Georgia Tech (12/31/22)
- Tallied nine points, four rebounds and three blocks at Florida State (1/14/23)
- Recorded three points, three rebounds and three blocks vs. Virginia Tech (1/18/23)
- Tallied career highs in rebounds (8) and minutes (30) at Wake Forest (1/21/28)
- Chipped in six points, four rebounds, two steals and one block vs. Boston College (1/28/23)
- Blocked two shots at Virginia Tech (2/4/23)
- Registered four rebounds and two blocks at Boston College (2/22/23)
- Recorded 10 points, five rebounds, one steal and one block vs. Clemson (2/28/23)
- Collected nine points and three rebounds vs. Louisville (3/4/23) at Louisville
- Tallied five rebounds vs. Clemson (3/10/23)
- Recorded six rebounds and two blocks vs. Duke (3/11/23)

DUNN CAREER STATISTICS

SEASON	TEAM	GP-GS	MIN	Field Goals			3-Point		F-Throws		Rebounds				Scoring					
				FG-FGA	FG%	3FG-3FGA	3FG%	FT-FTA	FT%	OFF	DEF	TOT	AVG	PF-FO	A	TO	BLK	STL	PTS	AVG
2022-23	UVa	30-0	383/12.8	31-59	.525	5-15	.333	11-22	.500	19	68	87	2.9	39-1	8	14	32	12	78	2.6
TOTAL		30-0	383/12.8	31-59	.525	5-15	.333	11-22	.500	19	68	87	2.9	39-1	8	14	32	12	78	2.6

Single Game Highs

Statistic	Value	
Points	13	vs Monmouth 11/11/22
Rebounds	8	at Wake Forest 01/21/23
Assists	2	vs Monmouth 11/11/22
Steals	2	4 times
Blocks	3	4 times
FG Made	5	vs Monmouth 11/11/22
FG Attempts	7	at Florida St. 01/14/23
3FG Made	1	5 times
3FG Attempts	3	vs Virginia Tech 01/18/23
FT Made	4	vs Florida St. 12/03/22
FT Attempts	4	vs Monmouth 11/11/22, vs Florida St. 12/03/22, vs Clemson 02/28/23

DUNN 2022-23 GAME-BY-GAME

Opponent	Date	GS	MIN	Total		3-Pointers		Free throws		Rebounds				PF	A	TO	BLK	STL	PTS	AVG
				FG-FGA	PCT	3FG-3FGA	PCT	FT-FTA	PCT	OFF	DEF	TOT	AVG							
Monmouth	11/11/2022		26:42	5-6	.833	1-1	1.000	2-4	.500	1	5	6	6.0	3	2	0	3	2	13	13.0
vs Baylor	11/18/2022		06:34	1-2	.500	1-1	1.000	0-1	.000	0	0	0	3.0	1	0	0	0	0	3	8.0
vs Illinois	11/20/2022		03:22	0-0	.000	0-0	.000	0-0	.000	0	1	1	2.3	0	0	0	0	0	0	5.3
UMES	11/25/2022		11:43	0-2	.000	0-1	.000	0-0	.000	0	0	0	1.8	0	0	1	1	0	0	4.0
at Michigan	11/29/2022		04:34	0-0	.000	0-0	.000	0-0	.000	0	1	1	1.6	0	0	0	0	0	0	3.2
Florida St.	12/03/2022		15:05	0-0	.000	0-0	.000	4-4	1.000	0	5	5	2.2	3	0	0	1	0	4	3.3
James Madison	12/06/2022		18:40	2-5	.400	0-2	.000	0-0	.000	0	5	5	2.6	3	0	0	3	0	4	3.4
Houston	12/17/2022		03:08	0-0	.000	0-0	.000	0-0	.000	0	1	1	2.4	0	0	0	0	0	0	3.0
at Miami (FL)	12/20/2022		16:28	0-2	.000	0-0	.000	0-0	.000	1	1	2	2.3	1	0	0	1	0	0	2.7
UAlbany	12/28/2022		18:02	1-2	.500	0-1	.000	0-0	.000	0	3	3	2.4	1	0	2	1	0	2	2.6
at Georgia Tech	12/31/2022		11:44	1-1	1.000	0-0	.000	0-0	.000	1	2	3	2.5	0	1	1	1	0	2	2.5
at Pittsburgh	01/03/2023		04:55	0-1	.000	0-0	.000	0-0	.000	1	1	2	2.4	2	0	1	0	0	0	2.3
North Carolina	01/10/2023		01:27	0-0	.000	0-0	.000	0-0	.000	0	2	2	2.4	0	0	0	0	0	0	2.2
at Florida St.	01/14/2023		16:57	4-7	.571	1-2	.500	0-0	.000	3	1	4	2.5	2	0	0	3	0	9	2.6
Virginia Tech	01/18/2023		24:24	1-4	.250	0-3	.000	1-1	1.000	1	2	3	2.5	1	1	1	3	2	3	2.7
at Wake Forest	01/21/2023		30:11	2-3	.667	1-2	.500	0-0	.000	2	6	8	2.9	4	1	2	1	0	5	2.8
Boston College	01/28/2023		15:45	3-3	1.000	0-0	.000	0-0	.000	1	3	4	2.9	1	1	1	1	2	6	3.0
at Syracuse	01/30/2023		08:28	1-4	.250	0-0	.000	0-0	.000	1	1	2	2.9	2	0	1	0	0	2	2.9
at Virginia Tech	02/04/2023		10:05	1-1	1.000	0-0	.000	0-0	.000	0	2	2	2.8	0	0	0	2	1	2	2.9
NC State	02/07/2023		02:12	0-0	.000	0-0	.000	0-0	.000	0	0	0	2.7	0	0	1	0	0	0	2.8
Duke	02/11/2023		15:52	1-1	1.000	0-0	.000	0-0	.000	0	3	3	2.7	0	0	1	1	0	2	2.7
at Louisville	02/15/2023		06:04	0-0	.000	0-0	.000	0-2	.000	1	2	3	2.7	2	1	0	0	0	0	2.6
Notre Dame	02/18/2023		10:03	0-1	.000	0-1	.000	0-0	.000	0	1	1	2.7	1	0	0	0	2	0	2.5
at Boston College	02/22/2023		08:10	0-0	.000	0-0	.000	0-2	.000	0	4	4	2.7	0	0	0	2	0	0	2.4
at North Carolina	02/25/2023		09:60	0-2	.000	0-0	.000	0-0	.000	1	1	2	2.7	0	0	0	1	1	0	2.3
Clemson	02/28/2023		17:37	3-3	1.000	1-1	1.000	3-4	.750	3	2	5	2.8	2	0	1	1	1	10	2.6
Louisville	03/04/2023		19:14	4-5	.800	0-0	.000	1-2	.500	1	2	3	2.8	1	0	0	1	0	9	2.8
vs North Carolina	03/09/2023		10:00	0-0	.000	0-0	.000	0-2	.000	0	1	1	2.7	3	0	0	1	0	0	2.7
vs Clemson	03/10/2023		20:58	0-1	.000	0-0	.000	0-0	.000	0	5	5	2.8	1	0	0	2	0	0	2.6
vs Duke	03/11/2023		15:03	1-3	.333	0-0	.000	0-0	.000	1	5	6	2.9	5	1	1	2	1	2	2.6
Totals			0 383:27	31-59	.525	5-15	.333	11-22	.500	19	68	87	2.9	39	8	14	32	12	78	2.6

Player Averages

Games Played	Minutes/game	Points/game	FG Pct	3FG Pct	FT Pct	Rebounds/game	Assists/game	Turnovers/game	Assist/Turnover ratio	Steals/game	Blocks/game
30	12.8	2.6	52.5	33.3	50.0	2.9	0.3	0.5	0.6	0.4	1.1



21 KADIN SHEDRICK

RS Junior • Forward • 6-11 • 231
Holly Springs, N.C. • Holly Springs

2022-23 HIGHLIGHTS

- Tallied 10 points, seven rebounds, two steals and two blocks vs. NCCU (11/7/22)
- Scored nine points along with a game-high seven rebounds vs. Monmouth (11/11/22)
- Registered 17 points and two blocks vs. Baylor (11/18/22)
- Recorded 13 points (4-4 FG, 5-5 FT), three steals and two blocks vs. UMES (11/25/22)
- Tallied 12 points (5-6 FG) and two steals at Michigan (11/29/22)
- Blocked four shots vs. FSU (12/3/22) and JMU (12/6/22)
- Scored team-high 16 points vs. Houston (12/17/22)
- Netted eight points and six rebounds vs. UAlbany (12/28/22)
- Had 11 points, four rebounds and two blocks at Georgia Tech (12/31/22)
- Reached double figures with 10 points at Pitt (1/3/23)
- Posted 10 points, seven rebounds, four blocks and three steals vs. Syracuse (1/7/23)
- Recorded 10 points and six rebounds vs. NC State (2/7/23)
- Scored four points and blocked five shots vs. North Carolina (3/9/23)
- Registered eight points and seven rebounds vs. Clemson (3/10/23)
- Scored five points along with seven rebounds vs. Duke (3/11/23)

SHEDRICK CAREER STATISTICS

SEASON	TEAM	GP-GS	MIN/AVG	Field Goals		3-Point		F-Throws		Rebounds				Scoring						
				FG-FGA	FG%	3FG-3FGA	3FG%	FT-FTA	FT%	OFF	DEF	TOT	AVG	PF-FO	A	TO	BLK	STL	PTS	AVG
2020-21	UVa	11-0	87/7.9	11-21	.524	0-1	.000	6-9	.667	12	12	24	2.2	14-0	3	6	4	2	28	2.5
2021-22	UVa	35-19	727/20.8	91-142	.641	0-1	.000	61-86	.709	55	123	178	5.1	97-2	8	31	67	20	243	6.9
2022-23	UVa	29-14	497/17.1	61-93	.656	1-5	.200	49-62	.790	32	70	102	3.5	73-3	18	20	39	24	172	5.9
TOTAL	75-33	1311/17.5	163-256	.637	1-7	.143	116-157	.739	99	205	304	4.1	184-5	29	57	110	46	443	5.9	

Single Game Highs

Statistic	Value	
Points	20	at Louisville 03/05/22
Rebounds	13	at Miami (FL) 02/19/22
Assists	2	4 times
Steals	3	4 times
Blocks	6	vs Clemson 12/22/21
FG Made	8	at Duke 02/07/22, at Louisville 03/05/22
FG Attempts	9	at Louisville 03/05/22
3FG Made	1	at Michigan 11/29/22
3FG Attempts	1	7 times
FT Made	10	vs Radford 11/12/21
FT Attempts	10	vs Radford 11/12/21

SHEDRICK 2022-23 GAME-BY-GAME

Opponent	Date	GS	MIN	Total		3-Pointers		Free throws		Rebounds				PF	A	TO	BLK	STL	PTS	AVG
				FG-FGA	PCT	3FG-3FGA	PCT	FT-FTA	PCT	OFF	DEF	TOT	AVG							
N.C. Central	11/07/2022	*	27:15	3-6	.500	0-1	.000	4-4	1.000	2	5	7	7.0	3	2	0	2	2	10	10.0
Monmouth	11/11/2022	*	20:54	2-4	.500	0-0	.000	5-6	.833	2	5	7	7.0	2	0	1	1	3	9	9.5
vs Baylor	11/18/2022	*	32:16	6-6	1.000	0-0	.000	5-7	.714	0	3	3	5.7	5	1	2	2	2	17	12.0
vs Illinois	11/20/2022	*	19:21	2-3	.667	0-0	.000	3-4	.750	1	5	6	5.8	2	1	2	1	0	7	10.8
UMES	11/25/2022	*	17:01	4-4	1.000	0-0	.000	5-5	1.000	3	0	3	5.2	0	1	1	2	3	13	11.2
at Michigan	11/29/2022	*	22:14	5-6	.833	1-1	1.000	1-3	.333	0	1	1	4.5	5	0	0	0	2	12	11.3
Florida St.	12/03/2022	*	23:50	1-3	.333	0-0	.000	1-2	.500	2	4	6	4.7	4	0	0	4	0	3	10.1
James Madison	12/06/2022	*	24:59	1-3	.333	0-1	.000	0-0	.000	0	5	5	4.8	2	1	1	4	1	2	9.1
Houston	12/17/2022	*	28:49	7-8	.875	0-0	.000	2-2	1.000	2	1	3	4.6	3	1	1	1	0	16	9.9
at Miami (FL)	12/20/2022	*	10:43	1-2	.500	0-0	.000	0-0	.000	0	1	1	4.2	2	0	1	1	0	2	9.1
UAlbany	12/28/2022	*	22:00	3-6	.500	0-0	.000	2-2	1.000	1	5	6	4.4	1	1	0	1	1	8	9.0
at Georgia Tech	12/31/2022	*	16:53	3-4	.750	0-0	.000	5-5	1.000	2	2	4	4.3	4	1	1	2	1	11	9.2
at Pittsburgh	01/03/2023	*	26:36	4-5	.800	0-0	.000	2-2	1.000	2	2	4	4.3	3	2	3	1	0	10	9.2
Syracuse	01/07/2023	*	23:29	4-6	.667	0-0	.000	3-4	.750	3	4	7	4.5	4	0	1	4	3	11	9.4
North Carolina	01/10/2023	*	17:51	1-2	.500	0-0	.000	0-0	.000	2	0	2	4.3	2	0	1	1	0	2	8.9
at Florida St.	01/14/2023	*	05:10	0-0	.000	0-0	.000	0-0	.000	0	1	1	4.1	1	0	0	0	1	0	8.3
Virginia Tech	01/18/2023	*	04:20	0-0	.000	0-0	.000	0-0	.000	0	1	1	3.9	0	0	0	0	1	0	7.8
at Wake Forest	01/21/2023	*	02:56	0-0	.000	0-0	.000	0-0	.000	0	0	0	3.7	0	1	0	0	0	0	7.4
Boston College	01/28/2023	*	14:42	1-2	.500	0-1	.000	0-0	.000	1	1	2	3.6	4	1	0	1	1	2	7.1
at Syracuse	01/30/2023	*	10:58	2-2	1.000	0-0	.000	0-0	.000	0	1	1	3.5	3	0	0	0	1	4	7.0
NC State	02/07/2023	*	26:30	3-5	.600	0-0	.000	4-6	.667	0	6	6	3.6	3	0	0	1	0	10	7.1
Duke	02/11/2023	*	07:11	0-0	.000	0-0	.000	1-2	.500	1	0	1	3.5	4	1	1	1	0	1	6.8
at Louisville	02/15/2023	*	08:17	1-2	.500	0-0	.000	0-0	.000	0	2	2	3.4	0	1	0	1	0	2	6.6
Notre Dame	02/18/2023	*	10:04	0-0	.000	0-0	.000	0-0	.000	1	2	3	3.4	3	0	0	0	1	0	6.3
at Boston College	02/22/2023	*	10:40	1-3	.333	0-0	.000	0-0	.000	3	2	5	3.5	1	0	1	1	0	2	6.2
at North Carolina	02/25/2023	*	07:05	0-1	.000	0-0	.000	1-2	.500	0	0	0	3.3	1	1	1	0	0	1	6.0
vs North Carolina	03/09/2023	*	18:40	2-3	.667	0-0	.000	0-0	.000	0	1	1	3.3	4	1	1	5	0	4	5.9
vs Clemson	03/10/2023	*	17:14	3-5	.600	0-1	.000	2-3	.667	1	6	7	3.4	5	0	0	1	1	8	6.0
vs Duke	03/11/2023	*	19:13	1-2	.500	0-0	.000	3-3	1.000	3	4	7	3.5	2	1	1	1	0	5	5.9
Totals		14	497:11	61-93	.656	1-5	.200	49-62	.790	32	70	102	3.5	73	18	20	39	24	172	5.9

Player Averages

Games Played	Minutes/ game	Points/ game	FG Pct	3FG Pct	FT Pct	Rebounds/ game	Assists/ game	Turnovers/ game	Assist/Turnover ratio	Steals/ game	Blocks/ game
29	17.1	5.9	65.6	20.0	79.0	3.5	0.6	0.7	0.9	0.8	1.3



22 FRANCISCO CAFFARO

RS Senior • Center • 7-1 • 254
 Santa Fe, Argentina • NBA Global Academy

2022-23 HIGHLIGHTS

- Tallied 10 points and four rebounds vs. NCCU (11/7/22)
- Missed Monmouth game due to participation with Argentina National Team at World Cup qualifier in the Dominican Republic on Nov. 10
- Scored nine points along with six rebounds for Argentina in a World Cup qualifier vs. the Dominican Republic on Nov. 10
- Recorded four points and two rebounds at Miami (12/20/22)
- Missed the Pitt game (1/3/23) with a foot injury
- Scored two points and added three rebounds vs. Clemson (2/28/23)
- Collected six points, one rebound and one steal vs. Louisville (3/4/23)
- Scored four points along with two rebounds in start vs. North Carolina (3/9/23)
- Tallied four points, two rebounds and two assists vs. Clemson (3/10/23)

CAFFARO CAREER STATISTICS

SEASON	TEAM	GP-GS	MIN/AVG	Field Goals			3-Point		F-Throws		Rebounds				Scoring					
				FG-FGA	FG%	3FG-3FGA	3FG%	FT-FTA	FT%	OFF	DEF	TOT	AVG	PF-FO	A	TO	BLK	STL	PTS	AVG
2019-20	UVa	20-2	150/7.5	9-17	.529	0-0	.000	10-15	.667	10	14	24	1.2	24-0	0	9	5	2	28	1.4
2020-21	UVa	17-0	117/6.9	6-12	.500	0-0	.000	8-10	.800	9	12	21	1.2	16-0	2	7	1	0	20	1.2
2021-22	UVa	35-16	620/17.7	55-105	.524	0-0	.000	41-68	.603	55	107	162	4.6	79-3	8	32	11	7	151	4.3
2022-23	UVa	20-3	163/8.2	15-20	.750	0-0	.000	10-18	.556	16	19	35	1.8	31-0	4	9	1	1	40	2.0
TOTAL		92-21	1050/11.4	85-154	.552	0-0	.000	69-111	.622	90	152	242	2.6	150-3	14	57	18	10	239	2.6

Single Game Highs

Statistic	Value	
Points	16	vs Virginia Tech 01/12/22
Rebounds	12	at Notre Dame 01/29/22
Assists	2	vs Clemson 03/10/23
Steals	2	at Notre Dame 01/29/22
Blocks	2	vs Fairleigh Dickinson 12/18/21, vs Florida St. 02/26/22
FG Made	5	vs Virginia Tech 01/12/22, at Notre Dame 01/29/22
FG Attempts	9	vs Wake Forest 01/15/22, at Notre Dame 01/29/22
FT Made	6	vs Virginia Tech 01/12/22
FT Attempts	10	vs Virginia Tech 01/12/22

CAFFARO 2022-23 GAME-BY-GAME

Opponent	Date	GS	MIN	Total		3-Pointers		Free throws		Rebounds				PF	A	TO	BLK	STL	PTS	AVG
				FG-FGA	PCT	3FG-3FGA	PCT	FT-FTA	PCT	OFF	DEF	TOT	AVG							
N.C. Central	11/07/2022		10:12	3-3	1.000	0-0	.000	4-5	.800	1	3	4	4.0	2	1	0	0	0	10	10.0
vs Baylor	11/18/2022		06:18	1-1	1.000	0-0	.000	0-0	.000	2	0	2	3.0	2	0	0	0	0	2	6.0
vs Illinois	11/20/2022		09:43	1-1	1.000	0-0	.000	0-0	.000	1	1	2	2.7	2	0	1	1	0	2	4.7
UMES	11/25/2022		11:53	1-1	1.000	0-0	.000	0-0	.000	1	1	2	2.5	1	0	1	0	0	2	4.0
at Michigan	11/29/2022		03:57	0-1	.000	0-0	.000	0-0	.000	0	0	0	2.0	3	0	1	0	0	0	3.2
Florida St.	12/03/2022		03:48	0-0	.000	0-0	.000	0-0	.000	1	1	2	2.0	0	0	0	0	0	0	2.7
at Miami (FL)	12/20/2022		07:53	1-1	1.000	0-0	.000	2-2	1.000	1	1	2	2.0	2	0	1	0	0	4	2.9
UAlbany	12/28/2022		13:27	1-1	1.000	0-0	.000	0-5	.000	0	2	2	2.0	1	0	1	0	0	2	2.8
at Georgia Tech	12/31/2022		05:46	0-1	.000	0-0	.000	0-0	.000	0	0	0	1.8	1	0	0	0	0	0	2.4
Syracuse	01/07/2023		04:52	0-1	.000	0-0	.000	0-0	.000	0	2	2	1.8	1	0	1	0	0	0	2.2
North Carolina	01/10/2023		05:18	0-0	.000	0-0	.000	0-0	.000	1	2	3	1.9	2	0	0	0	0	0	2.0
at Wake Forest	01/21/2023		04:27	1-1	1.000	0-0	.000	0-0	.000	1	0	1	1.8	0	0	0	0	0	2	2.0
Boston College	01/28/2023		07:19	0-0	.000	0-0	.000	0-0	.000	0	1	1	1.8	0	0	0	0	0	0	1.8
at Virginia Tech	02/04/2023		05:19	0-1	.000	0-0	.000	0-0	.000	1	0	1	1.7	1	0	0	0	0	0	1.7
Duke	02/11/2023		11:01	0-0	.000	0-0	.000	0-0	.000	0	1	1	1.7	2	0	0	0	0	0	1.6
Clemson	02/28/2023		08:32	0-0	.000	0-0	.000	2-2	1.000	1	2	3	1.8	4	1	2	0	0	2	1.6
Louisville	03/04/2023		09:38	2-2	1.000	0-0	.000	2-2	1.000	1	0	1	1.7	1	0	0	0	1	6	1.9
vs North Carolina	03/09/2023	*	12:44	2-2	1.000	0-0	.000	0-0	.000	2	0	2	1.7	3	0	0	0	0	4	2.0
vs Clemson	03/10/2023	*	11:38	2-2	1.000	0-0	.000	0-2	.000	0	2	2	1.7	3	2	1	0	0	4	2.1
vs Duke	03/11/2023	*	09:40	0-1	.000	0-0	.000	0-0	.000	2	0	2	1.8	0	0	0	0	0	0	2.0
Totals		3	163:25	15-20	.750	0-0	.000	10-18	.556	16	19	35	1.8	31	4	9	1	1	40	2.0

Player Averages

Games Played	Minutes/game	Points/game	FG Pct	3FG Pct	FT Pct	Rebounds/game	Assists/game	Turnovers/game	Assist/Turnover ratio	Steals/game	Blocks/game
20	8.2	2.0	75.0	0.0	55.6	1.8	0.2	0.5	0.4	0.1	0.1



24 TRISTAN HOW

Junior • Forward • 6-7 • 202
Virginia Beach, Va. • Norfolk Collegiate

2022-23 HIGHLIGHTS

- Scored three points along with three rebounds in collegiate debut vs. Monmouth (11/11/22)
- Totaled three rebounds in three minutes at Georgia Tech (12/31/22)
- Saw action vs. Boston College (1/28/23) and Louisville (3/4/23)

HOW CAREER STATISTICS

				Field Goals		3-Point		F-Throws		Rebounds				Scoring						
SEASON	TEAM	GP-GS	MIN/AVG	FG-FGA	FG%	3FG-3FGA	3FG%	FT-FTA	FT%	OFF	DEF	TOT	AVG	PF-FO	A	TO	BLK	STL	PTS	AVG
2022-23	UVa	4-0	10/2.5	1-4	.250	0-0	.000	1-4	.250	3	4	7	1.8	2-0	0	0	0	0	3	0.8
TOTAL		4-0	10/2.5	1-4	.250	0-0	.000	1-4	.250	3	4	7	1.8	2-0	0	0	0	0	3	0.8

Single Game Highs

Statistic	Value
Points	3 vs Monmouth 11/11/22
Rebounds	3 vs Monmouth 11/11/22, at Georgia Tech 12/31/22
FG Made	1 vs Monmouth 11/11/22
FG Attempts	3 at Georgia Tech 12/31/22
FT Made	1 vs Monmouth 11/11/22
FT Attempts	2 vs Monmouth 11/11/22, at Georgia Tech 12/31/22

HOW 2022-23 GAME-BY-GAME

Opponent	Date	GS	MIN	Total		3-Pointers		Free throws		Rebounds				Scoring						
				FG-FGA	PCT	3FG-3FGA	PCT	FT-FTA	PCT	OFF	DEF	TOT	AVG	PF	A	TO	BLK	STL	PTS	AVG
Monmouth	11/11/2022		05:02	1-1	1.000	0-0	.000	1-2	.500	1	2	3	3.0	1	0	0	0	0	3	3.0
at Georgia Tech	12/31/2022		02:34	0-3	.000	0-0	.000	0-2	.000	2	1	3	3.0	1	0	0	0	0	0	1.5
Boston College	01/28/2023		01:39	0-0	.000	0-0	.000	0-0	.000	0	1	1	2.3	0	0	0	0	0	0	1.0
Louisville	03/04/2023		00:36	0-0	.000	0-0	.000	0-0	.000	0	0	0	1.8	0	0	0	0	0	0	0.8
Totals		0	09:51	1-4	.250	0-0	.000	1-4	.250	3	4	7	1.8	2	0	0	0	0	3	0.8

Player Averages

Games Played	Minutes/game	Points/game	FG Pct	3FG Pct	FT Pct	Rebounds/game	Assists/game	Turnovers/game	Assist/Turnover ratio	Steals/game	Blocks/game
4	2.5	0.8	25.0	0.0	25.0	1.8	0.0	0.0	0.0	0.0	0.0



2022-23 Virginia Men's Basketball Combined Team Statistics All games

Game Records

Record	Overall	Home	Away	Neutral
ALL GAMES	25-7	15-1	6-5	4-1
CONFERENCE	15-5	10-0	5-5	0-0
NON-CONFERENCE	10-2	5-1	1-0	4-1

Score by Periods

Team	1st	2nd	OT	TOT
Virginia	1000	1159	11	2170
Opponents	883	1041	4	1928

Team Box Score

No.	Player				Total			3-Point			F-Throw		Rebounds									
		GP-GS	MIN	AVG	FG-FGA	FG%	3FG-3FGA	3FG%	FT-FTA	FT%	OFF	DEF	TOT	AVG	PF	DQ	A	TO	BLK	STL	PTS	AVG
4	FRANKLIN, Armaan	32-32	951:25	29.7	140-331	.423	62-164	.378	59-84	.702	22	111	133	4.2	48	0	46	31	12	30	401	12.5
1	GARDNER, Jayden	32-32	840:42	26.3	157-305	.515	0-3	.000	74-109	.679	65	120	185	5.8	55	0	22	31	15	29	388	12.1
0	CLARK, Kihei	32-32	1063:03	33.2	107-266	.402	37-104	.356	98-127	.772	14	70	84	2.6	51	0	174	63	4	34	349	10.9
2	BEEKMAN, Reece	31-31	1007:14	32.5	100-248	.403	27-76	.355	63-80	.788	16	76	92	3.0	50	0	163	47	15	55	290	9.4
5	VANDER PLAS, Ben	29-15	719:12	24.8	77-187	.412	33-109	.303	28-55	.509	28	106	134	4.6	57	0	41	20	11	24	215	7.4
11	MCKNEELY, Isaac	32-1	681:13	21.3	72-172	.419	49-123	.398	17-23	.739	7	64	71	2.2	44	0	23	21	4	12	210	6.6
21	SHEDRICK, Kadin	29-14	497:11	17.1	61-93	.656	1-5	.200	49-62	.790	32	70	102	3.5	73	3	18	20	39	24	172	5.9
13	DUNN, Ryan	30-0	383:27	12.8	31-59	.525	5-15	.333	11-22	.500	19	68	87	2.9	39	1	8	14	32	12	78	2.6
22	CAFFARO, Francisco	20-3	163:25	8.2	15-20	.750	0-0	.000	10-18	.556	16	19	35	1.8	31	0	4	9	1	1	40	2.0
10	MURRAY, Taine	12-0	82:12	6.8	6-18	.333	2-12	.167	3-4	.750	0	12	12	1.0	5	0	3	2	2	0	17	1.4
12	COLEMAN, Chase	7-0	26:06	3.7	2-8	.250	2-6	.333	1-3	.333	0	1	1	0.1	3	0	4	2	0	0	7	1.0
24	HOW, Tristan	4-0	09:51	2.5	1-4	.250	0-0	.000	1-4	.250	3	4	7	1.8	2	0	0	0	0	0	3	0.8
Team											42	40	82					14				
Total		32	6425		769-1711	.449	218-617	.353	414-591	.701	264	761	1025	32.0	458	4	506	274	135	221	2170	67.8
Opponents		32	6425		690-1661	.415	224-659	.340	324-433	.748	254	770	1024	32.0	519	11	365	394	120	155	1928	60.3

Team Statistics

	UVA	OPP
Scoring	2170	1928
Points per game	67.8	60.3
Scoring margin	+7.6	-
Field goals-att	769-1711	690-1661
Field goal pct	.449	.415
3 point fg-att	218-617	224-659
3-point FG pct	.353	.340
3-pt FG made per game	6.8	7.0
Free throws-att	414-591	324-433
Free throw pct	.701	.748
F-Throws made per game	12.9	10.1
Rebounds	1025	1024
Rebounds per game	32.0	32.0
Rebounding margin	+0.0	-
Assists	506	365
Assists per game	15.8	11.4
Turnovers	274	394
Turnovers per game	8.6	12.3
Turnover margin	+3.8	-
Assist/turnover ratio	1.8	0.9
Steals	221	155
Steals per game	6.9	4.8
Blocks	135	120
Blocks per game	4.2	3.8
Winning streak	0	-
Home win streak	10	-
Attendance	227511	122489
Home games-Avg/Game	16-14219	11-11135
Neutral site-Avg/Game	-	5-13708

Team Results

Date	Opponent		Score	Att.
11/07/2022	N.C. Central	W	73-61	13238
11/11/2022	Monmouth	W	89-42	13487
11/18/2022	vs Baylor	W	86-79	8707
11/20/2022	vs Illinois	W	70-61	7678
11/25/2022	UMES	W	72-45	13882
11/29/2022	at Michigan	W	70-68	12200
12/03/2022	Florida St.	W	62-57	14280
12/06/2022	James Madison	W	55-50	14193
12/17/2022	Houston	L	61-69	14629
12/20/2022	at Miami (FL)	L	64-66	7257
12/28/2022	UAlbany	W	66-46	14269
12/31/2022	at Georgia Tech	W	74-56	5371
01/03/2023	at Pittsburgh	L	65-68	6464
01/07/2023	Syracuse	W	73-66	14217
01/10/2023	North Carolina	W	65-58	14629
01/14/2023	at Florida St.	W	67-58	9043
01/18/2023	Virginia Tech	W	78-68	14629
01/21/2023	at Wake Forest	W	76-67	12443
01/28/2023	Boston College	W	76-57	14629
01/30/2023	at Syracuse	W	67-62	19272
02/04/2023	at Virginia Tech	L	68-74	8925
02/07/2023	NC State	W	63-50	14070
02/11/2023	Duke	Wot	69-62	14629
02/15/2023	at Louisville	W	61-58	11570
02/18/2023	Notre Dame	W	57-55	14230
02/22/2023	at Boston College	L	48-63	8194
02/25/2023	at North Carolina	L	63-71	21750
02/28/2023	Clemson	W	64-57	14351
03/04/2023	Louisville	W	75-60	14149
03/09/2023	vs North Carolina	W	68-59	17722
03/10/2023	vs Clemson	W	76-56	15316
03/11/2023	vs Duke	L	49-59	19116



2022-23 Virginia Men's Basketball Combined Team Statistics In Conference games

Game Records

Record	Overall	Home	Away	Neutral
ALL GAMES	15-5	10-0	5-5	0-0
CONFERENCE	15-5	10-0	5-5	0-0
NON-CONFERENCE	0-0	0-0	0-0	0-0

Score by Periods

Team	1st	2nd	OT	TOT
Virginia	622	702	11	1335
Opponents	554	675	4	1233

Team Box Score

No.	Player				Total		3-Point		F-Throw		Rebounds				PF DQ A TO BLK STL PTS AVG							
		GP-GS	MIN	AVG	FG-FGA	FG%	3FG-3FGA	3FG%	FT-FTA	FT%	OFF	DEF	TOT	AVG	PF	DQ	A	TO	BLK	STL	PTS	AVG
4	FRANKLIN, Armaan	20-20	610:12	30.5	91-218	.417	40-108	.370	33-49	.673	15	71	86	4.3	26	0	33	16	8	21	255	12.8
0	CLARK, Kihei	20-20	668:35	33.4	72-178	.404	22-63	.349	64-82	.780	10	43	53	2.7	37	0	111	40	3	21	230	11.5
1	GARDNER, Jayden	20-20	512:20	25.6	98-194	.505	0-2	.000	33-47	.702	39	63	102	5.1	38	0	14	24	9	19	229	11.5
2	BEEKMAN, Reece	20-20	677:58	33.9	64-165	.388	17-51	.333	37-48	.771	11	52	63	3.2	34	0	110	25	10	32	182	9.1
5	VANDER PLAS, Ben	20-14	527:22	26.4	61-147	.415	25-82	.305	11-28	.393	22	79	101	5.1	43	0	27	14	8	21	158	7.9
11	MCKNEELY, Isaac	20-0	447:04	22.4	51-117	.436	33-82	.402	11-14	.786	6	47	53	2.7	26	0	16	16	3	10	146	7.3
21	SHEDRICK, Kadin	17-6	227:15	13.4	22-37	.595	0-1	.000	17-23	.739	17	29	46	2.7	39	0	8	10	18	9	61	3.6
13	DUNN, Ryan	19-0	244:41	12.9	21-38	.553	3-9	.333	9-15	.600	17	41	58	3.1	22	0	5	10	19	9	54	2.8
12	COLEMAN, Chase	3-0	06:15	2.1	1-2	.500	1-2	.500	1-2	.500	0	0	0	0.0	2	0	0	0	0	0	4	1.3
22	CAFFARO, Francisco	11-0	73:53	6.7	4-7	.571	0-0	.000	6-6	1.000	7	10	17	1.5	14	0	1	4	0	1	14	1.3
10	MURRAY, Taine	5-0	24:36	4.9	1-5	.200	0-3	.000	0-0	.000	0	3	3	0.6	1	0	0	2	0	0	2	0.4
24	HOW, Tristan	3-0	04:50	1.6	0-3	.000	0-0	.000	0-2	.000	2	2	4	1.3	1	0	0	0	0	0	0	0.0
Team											27	24	51					5				
Total		20	4025		486-1111	.437	141-403	.350	222-316	.703	173	464	637	31.9	283	0	325	166	78	143	1335	66.8
Opponents		20	4025		442-1037	.426	142-406	.350	207-268	.772	152	500	652	32.6	295	6	247	248	82	93	1233	61.7

Team Statistics

	UVA	OPP
Scoring	1335	1233
Points per game	66.8	61.7
Scoring margin	+5.1	-
Field goals-att	486-1111	442-1037
Field goal pct	.437	.426
3 point fg-att	141-403	142-406
3-point FG pct	.350	.350
3-pt FG made per game	7.1	7.1
Free throws-att	222-316	207-268
Free throw pct	.703	.772
F-Throws made per game	11.1	10.4
Rebounds	637	652
Rebounds per game	31.9	32.6
Rebounding margin	-0.8	-
Assists	325	247
Assists per game	16.3	12.4
Turnovers	166	248
Turnovers per game	8.3	12.4
Turnover margin	+4.1	-
Assist/turnover ratio	2.0	1.0
Steals	143	93
Steals per game	7.2	4.7
Blocks	78	82
Blocks per game	3.9	4.1
Winning streak	2	-
Home win streak	10	-
Attendance	143813	110289
Home games-Avg/Game	10-14381	10-11029
Neutral site-Avg/Game	-	0-0

Team Results

Date	Opponent		Score	Att.
12/03/2022	Florida St.	W	62-57	14280
12/20/2022	at Miami (FL)	L	64-66	7257
12/31/2022	at Georgia Tech	W	74-56	5371
01/03/2023	at Pittsburgh	L	65-68	6464
01/07/2023	Syracuse	W	73-66	14217
01/10/2023	North Carolina	W	65-58	14629
01/14/2023	at Florida St.	W	67-58	9043
01/18/2023	Virginia Tech	W	78-68	14629
01/21/2023	at Wake Forest	W	76-67	12443
01/28/2023	Boston College	W	76-57	14629
01/30/2023	at Syracuse	W	67-62	19272
02/04/2023	at Virginia Tech	L	68-74	8925
02/07/2023	NC State	W	63-50	14070
02/11/2023	Duke	Wot	69-62	14629
02/15/2023	at Louisville	W	61-58	11570
02/18/2023	Notre Dame	W	57-55	14230
02/22/2023	at Boston College	L	48-63	8194
02/25/2023	at North Carolina	L	63-71	21750
02/28/2023	Clemson	W	64-57	14351
03/04/2023	Louisville	W	75-60	14149



**2022-23 Virginia Men's Basketball
Team Game-by-Game
All games**

Opponent	Date	Score	W	Total		3-Pointers		Free throws		Rebounds				PF	A	TO	BLK	STL	PTS	AVG
				FG-FGA	PCT	3FG-3FGA	PCT	FT-FTA	PCT	OFF	DEF	TOT	AVG							
N.C. Central	11/07/2022	73-61	W	20-47	.426	11-25	.440	22-30	.733	10	27	37	37.0	12	16	8	4	4	73	73.0
Monmouth	11/11/2022	89-42	W	30-54	.556	13-25	.520	16-25	.640	11	24	35	36.0	20	23	6	8	9	89	81.0
vs Baylor	11/18/2022	86-79	W	25-45	.556	9-14	.643	27-35	.771	8	19	27	33.0	15	20	14	3	8	86	82.7
vs Illinois	11/20/2022	70-61	W	20-48	.417	5-17	.294	25-32	.781	9	28	37	34.0	14	10	12	2	8	70	79.5
UMES	11/25/2022	72-45	W	27-51	.529	5-15	.333	13-18	.722	7	26	33	33.8	11	18	10	5	10	72	78.0
at Michigan	11/29/2022	70-68	W	27-53	.509	4-8	.500	12-19	.632	6	19	25	32.3	15	12	7	0	7	70	76.7
Florida St.	12/03/2022	62-57	W	18-51	.353	5-19	.263	21-26	.808	12	26	38	33.1	17	9	12	10	4	62	74.6
James Madison	12/06/2022	55-50	W	19-45	.422	5-21	.238	12-24	.500	3	30	33	33.1	14	14	9	10	6	55	72.1
Houston	12/17/2022	61-69	L	20-48	.417	6-22	.273	15-17	.882	6	20	26	32.3	13	15	10	3	2	61	70.9
at Miami (FL)	12/20/2022	64-66	L	22-60	.367	6-23	.261	14-19	.737	11	26	37	32.8	17	17	10	3	6	64	70.2
UAlbany	12/28/2022	66-46	W	25-52	.481	5-18	.278	11-20	.550	8	30	38	33.3	9	15	8	7	4	66	69.8
at Georgia Tech	12/31/2022	74-56	W	27-57	.474	10-22	.455	10-16	.625	11	20	31	33.1	14	21	11	3	14	74	70.2
at Pittsburgh	01/03/2023	65-68	L	26-55	.473	9-21	.429	4-4	1.000	6	22	28	32.7	18	17	11	1	7	65	69.8
Syracuse	01/07/2023	73-66	W	23-53	.434	12-26	.462	15-22	.682	7	23	30	32.5	17	22	10	6	11	73	70.0
North Carolina	01/10/2023	65-58	W	24-52	.462	6-19	.316	11-19	.579	6	26	32	32.5	12	11	8	8	9	65	69.7
at Florida St.	01/14/2023	67-58	W	27-60	.450	11-22	.500	2-3	.667	8	24	32	32.4	13	14	6	3	4	67	69.5
Virginia Tech	01/18/2023	78-68	W	29-57	.509	8-23	.348	12-13	.923	7	23	30	32.3	9	19	5	5	7	78	70.0
at Wake Forest	01/21/2023	76-67	W	24-60	.400	15-34	.441	13-17	.765	10	28	38	32.6	20	19	7	5	2	76	70.3
Boston College	01/28/2023	76-57	W	30-59	.508	6-21	.286	10-10	1.000	9	24	33	32.6	14	20	11	3	8	76	70.6
at Syracuse	01/30/2023	67-62	W	23-50	.460	9-21	.429	12-15	.800	11	18	29	32.5	13	19	14	1	4	67	70.5
at Virginia Tech	02/04/2023	68-74	L	25-61	.410	6-18	.333	12-18	.667	10	24	34	32.5	14	14	7	4	6	68	70.3
NC State	02/07/2023	63-50	W	21-47	.447	2-8	.250	19-24	.792	6	25	31	32.5	10	14	5	3	7	63	70.0
Duke	02/11/2023	69-62	W	28-54	.519	4-14	.286	9-22	.409	5	19	24	32.1	16	16	9	4	10	69	70.0
at Louisville	02/15/2023	61-58	W	23-52	.442	6-18	.333	9-16	.563	7	23	30	32.0	14	15	6	2	8	61	69.6
Notre Dame	02/18/2023	57-55	W	19-52	.365	7-24	.292	12-16	.750	7	28	35	32.1	14	14	6	2	6	57	69.1
at Boston College	02/22/2023	48-63	L	19-59	.322	4-21	.190	6-9	.667	12	19	31	32.1	9	9	9	6	5	48	68.3
at North Carolina	02/25/2023	63-71	L	27-68	.397	4-12	.333	5-11	.455	9	23	32	32.1	18	14	4	2	7	63	68.1
Clemson	02/28/2023	64-57	W	22-54	.407	5-19	.263	15-22	.682	12	26	38	32.3	10	16	8	4	10	64	67.9
Louisville	03/04/2023	75-60	W	29-50	.580	6-18	.333	11-14	.786	7	17	24	32.0	14	25	7	3	8	75	68.2
vs North Carolina	03/09/2023	68-59	W	24-49	.490	4-15	.267	16-22	.727	5	24	29	31.9	18	11	6	8	8	68	68.2
vs Clemson	03/10/2023	76-56	W	30-60	.500	6-17	.353	10-16	.625	11	27	38	32.1	16	18	6	3	6	76	68.4
vs Duke	03/11/2023	49-59	L	16-48	.333	4-17	.235	13-17	.765	7	23	30	32.0	18	9	12	4	6	49	67.8
Total		2170		769-1711	.449	218-617	.353	414-591	.701	264	761	1025	32.0	458	506	274	135	221	2170	67.8
Opponents		1928		690-1661	.415	224-659	.340	324-433	.748	254	770	1024	32.0	519	365	394	120	155	1928	60.3

Virginia Averages

Games Played	Points/game	FG Pct	3FG Pct	FT Pct	Rebounds/game	Assists/game	Turnovers/game	Assist/Turnover ratio	Steals/game	Blocks/game
32	67.8	44.9	35.3	70.1	32.0	15.8	8.6	1.8	6.9	4.2



**2022-23 Virginia Men's Basketball
Opponents Game-by-Game
All games**

Opponent	Date	Score	W	Total		3-Pointers		Free throws		Rebounds				PF	A	TO	BLK	STL	PTS	AVG
				FG-FGA	PCT	3FG-3FGA	PCT	FT-FTA	PCT	OFF	DEF	TOT	AVG							
N.C. Central	11/07/2022	73-61	W	22-53	.415	8-19	.421	9-14	.643	8	19	27	27.0	25	8	8	4	6	61	61.0
Monmouth	11/11/2022	89-42	W	16-41	.390	3-11	.273	7-15	.467	6	15	21	24.0	21	5	21	0	3	42	51.5
vs Baylor	11/18/2022	86-79	W	28-58	.483	11-26	.423	12-14	.857	12	17	29	25.7	24	15	13	2	7	79	60.7
vs Illinois	11/20/2022	70-61	W	24-59	.407	9-26	.346	4-9	.444	11	23	34	27.8	22	11	13	4	5	61	60.8
UMES	11/25/2022	72-45	W	19-55	.345	3-18	.167	4-5	.800	8	21	29	28.0	16	7	15	2	5	45	57.6
at Michigan	11/29/2022	70-68	W	26-49	.531	8-19	.421	8-10	.800	5	24	29	28.2	16	10	12	9	3	68	59.3
Florida St.	12/03/2022	62-57	W	21-64	.328	6-18	.333	9-9	1.000	16	24	40	29.9	19	12	13	4	4	57	59.0
James Madison	12/06/2022	55-50	W	15-55	.273	7-23	.304	13-18	.722	13	28	41	31.3	21	5	12	1	8	50	57.9
Houston	12/17/2022	61-69	L	25-51	.490	8-21	.381	11-13	.846	7	23	30	31.1	17	17	8	3	4	69	59.1
at Miami (FL)	12/20/2022	64-66	L	21-53	.396	7-22	.318	17-22	.773	9	28	37	31.7	17	11	11	7	5	66	59.8
UAlbany	12/28/2022	66-46	W	16-52	.308	6-27	.222	8-11	.727	6	24	30	31.5	16	9	10	3	3	46	58.5
at Georgia Tech	12/31/2022	74-56	W	20-45	.444	7-16	.438	9-13	.692	8	22	30	31.4	16	11	23	1	6	56	58.3
at Pittsburgh	01/03/2023	65-68	L	23-54	.426	7-22	.318	15-17	.882	9	23	32	31.5	9	16	8	3	5	68	59.1
Syracuse	01/07/2023	73-66	W	24-54	.444	8-14	.571	10-15	.667	9	28	37	31.9	20	15	16	7	9	66	59.6
North Carolina	01/10/2023	65-58	W	21-53	.396	8-24	.333	8-12	.667	8	28	36	32.1	19	9	13	2	5	58	59.5
at Florida St.	01/14/2023	67-58	W	21-53	.396	5-19	.263	11-14	.786	9	24	33	32.2	8	12	9	6	1	58	59.4
Virginia Tech	01/18/2023	78-68	W	27-55	.491	12-27	.444	2-2	1.000	5	22	27	31.9	13	19	8	4	3	68	59.9
at Wake Forest	01/21/2023	76-67	W	20-51	.392	9-27	.333	18-22	.818	6	26	32	31.9	18	9	9	4	3	67	60.3
Boston College	01/28/2023	76-57	W	20-49	.408	4-14	.286	13-14	.929	6	19	25	31.5	8	17	16	4	5	57	60.1
at Syracuse	01/30/2023	67-62	W	24-48	.500	3-15	.200	11-18	.611	8	17	25	31.2	12	11	14	5	11	62	60.2
at Virginia Tech	02/04/2023	68-74	L	27-53	.509	7-18	.389	13-17	.765	3	28	31	31.2	12	19	8	3	4	74	60.9
NC State	02/07/2023	63-50	W	19-57	.333	8-27	.296	4-7	.571	13	24	37	31.5	19	12	12	8	4	50	60.4
Duke	02/11/2023	69-62	Wot	22-49	.449	9-23	.391	9-12	.750	9	30	39	31.8	24	11	22	2	3	62	60.4
at Louisville	02/15/2023	61-58	W	21-50	.420	8-20	.400	8-10	.800	5	26	31	31.8	14	7	10	3	4	58	60.3
Notre Dame	02/18/2023	57-55	W	20-51	.392	7-26	.269	8-10	.800	3	27	30	31.7	12	11	8	1	4	55	60.1
at Boston College	02/22/2023	48-63	L	26-50	.520	6-15	.400	5-7	.714	7	29	36	31.8	11	14	13	4	7	63	60.2
at North Carolina	02/25/2023	63-71	L	22-47	.468	10-22	.455	17-22	.773	3	34	37	32.0	14	12	12	8	1	71	60.6
Clemson	02/28/2023	64-57	W	23-55	.418	7-22	.318	4-5	.800	7	25	32	32.0	17	11	11	3	4	57	60.5
Louisville	03/04/2023	75-60	W	20-46	.435	4-15	.267	16-20	.800	9	16	25	31.8	13	8	12	3	5	60	60.5
vs North Carolina	03/09/2023	68-59	W	19-53	.358	8-27	.296	13-18	.722	10	24	34	31.9	16	11	11	2	5	59	60.4
vs Clemson	03/10/2023	76-56	W	19-53	.358	7-23	.304	11-16	.688	11	24	35	32.0	15	9	12	6	3	56	60.3
vs Duke	03/11/2023	49-59	L	19-45	.422	4-13	.308	17-22	.773	5	28	33	32.0	15	11	11	2	10	59	60.3
Total		1928		690-1661	.415	224-659	.340	324-433	.748	254	770	1024	32.0	519	365	394	120	155	1928	60.3
Virginia		2170		769-1711	.449	218-617	.353	414-591	.701	264	761	1025	32.0	458	506	274	135	221	2170	67.8

Opponents Averages

Games Played	Points/game	FG Pct	3FG Pct	FT Pct	Rebounds/game	Assists/game	Turnovers/game	Assist/Turnover ratio	Steals/game	Blocks/game
32	60.3	41.5	34.0	74.8	32.0	11.4	12.3	0.9	4.8	3.8



**2022-23 Virginia Men's Basketball
Points-rebounds-assists
All games**

Opponent	Date	Score		0	1	2	4	5	10	11	12	13	21	22
				CLARK,KIHE	GARDNER,JA	BEEKMAN,RE	FRANKLIN,A	VANDER PLA	MURRAY,TAI	MCKNEELY,I	COLEMAN,CH	DUNN,RYAN	SHEDRICK,K	CAFFARO,FR
N.C. Central	11/07/2022	73-61	W	9-2-5	3-9-0	10-3-5	21-4-1	7-4-2	0-1-0	3-1-0	DNP	DNP	10-7-2	10-4-1
Monmouth	11/11/2022	89-42	W	8-1-7	9-5-1	7-2-6	8-3-0	10-3-3	7-0-1	15-2-1	0-0-2	13-6-2	9-7-0	DNP
vs Baylor	11/18/2022	86-79	W	7-4-3	7-3-2	10-1-10	26-4-1	14-2-1	DNP	0-0-2	DNP	3-0-0	17-3-1	2-2-0
vs Illinois	11/20/2022	70-61	W	12-3-3	12-5-1	17-4-3	9-5-0	8-10-2	DNP	3-0-0	DNP	0-1-0	7-6-1	2-2-0
UMES	11/25/2022	72-45	W	5-2-8	26-3-0	9-5-2	5-4-3	2-7-2	1-4-1	6-3-0	3-0-1	0-0-0	13-3-1	2-2-0
at Michigan	11/29/2022	70-68	W	16-2-4	12-11-2	18-4-5	2-4-0	10-0-1	DNP	0-0-0	DNP	0-1-0	12-1-0	0-0-0
Florida St.	12/03/2022	62-57	W	18-3-3	10-7-0	7-4-5	9-2-0	7-4-1	DNP	4-5-0	DNP	4-5-0	3-6-0	0-2-0
James Madison	12/06/2022	55-50	W	18-2-7	14-8-0	2-0-1	8-3-2	3-5-1	0-0-1	4-2-1	DNP	4-5-0	2-5-1	DNP
Houston	12/17/2022	61-69	L	9-2-8	13-6-0	4-3-5	10-6-0	0-0-1	DNP	9-2-0	DNP	0-1-0	16-3-1	DNP
at Miami (FL)	12/20/2022	64-66	L	13-4-3	8-2-0	10-9-9	0-2-0	20-4-2	2-1-0	5-5-3	DNP	0-2-0	2-1-0	4-2-0
UAlbany	12/28/2022	66-46	W	8-4-10	16-7-0	DNP	20-2-0	3-2-1	2-3-0	5-3-2	0-0-1	2-3-0	8-6-1	2-2-0
at Georgia Tech	12/31/2022	74-56	W	15-2-8	14-2-1	8-4-4	11-3-4	3-6-0	0-0-0	9-4-2	1-0-0	2-3-1	11-4-1	0-0-0
at Pittsburgh	01/03/2023	65-68	L	17-4-8	4-3-1	12-6-3	14-4-3	2-1-0	DNP	6-0-0	DNP	0-2-0	10-4-2	DNP
Syracuse	01/07/2023	73-66	W	5-2-11	10-3-0	13-1-7	16-6-3	6-4-1	DNP	12-3-0	DNP	DNP	11-7-0	0-2-0
North Carolina	01/10/2023	65-58	W	7-2-2	3-1-0	13-2-5	12-9-2	17-8-1	DNP	11-1-1	DNP	0-2-0	2-2-0	0-3-0
at Florida St.	01/14/2023	67-58	W	9-5-6	3-3-0	8-3-4	20-7-0	15-7-3	DNP	3-0-1	DNP	9-4-0	0-1-0	DNP
Virginia Tech	01/18/2023	78-68	W	20-2-5	12-4-1	11-3-7	15-5-1	10-7-3	DNP	7-1-1	DNP	3-3-1	0-1-0	DNP
at Wake Forest	01/21/2023	76-67	W	12-3-4	5-2-1	8-3-6	25-10-1	8-7-2	DNP	11-2-3	DNP	5-8-1	0-0-1	2-1-0
Boston College	01/28/2023	76-57	W	7-3-6	18-6-0	11-1-8	18-7-3	2-3-1	0-0-0	12-4-0	0-0-0	6-4-1	2-2-1	0-1-0
at Syracuse	01/30/2023	67-62	W	12-2-10	17-8-0	7-1-2	12-0-1	7-7-6	DNP	6-4-0	DNP	2-2-0	4-1-0	DNP
at Virginia Tech	02/04/2023	68-74	L	17-5-4	20-10-1	15-4-5	6-2-2	0-5-2	DNP	8-4-0	DNP	2-2-0	DNP	0-1-0
NC State	02/07/2023	63-50	W	6-2-6	18-5-1	15-3-4	2-2-1	4-3-0	DNP	8-4-2	DNP	0-0-0	10-6-0	DNP
Duke	02/11/2023	69-62	Wot	16-2-5	6-1-1	4-6-7	23-3-0	13-4-2	DNP	4-0-0	DNP	2-3-0	1-1-1	0-1-0
at Louisville	02/15/2023	61-58	W	14-4-6	10-3-0	3-0-2	14-5-3	10-11-0	DNP	8-1-2	DNP	0-3-1	2-2-1	DNP
Notre Dame	02/18/2023	57-55	W	15-1-4	8-12-2	11-4-5	12-4-2	8-4-1	DNP	3-4-0	DNP	0-1-0	0-3-0	DNP
at Boston College	02/22/2023	48-63	L	7-1-3	16-5-2	6-2-2	4-3-1	7-3-1	DNP	6-4-0	DNP	0-4-0	2-5-0	DNP
at North Carolina	02/25/2023	63-71	L	9-2-5	19-12-1	8-4-6	14-4-1	8-2-0	DNP	4-6-0	DNP	0-2-0	1-0-1	DNP
Clemson	02/28/2023	64-57	W	5-0-6	12-9-1	7-3-8	12-4-0	4-7-0	0-2-0	12-1-0	DNP	10-5-0	DNP	2-3-1
Louisville	03/04/2023	75-60	W	6-4-6	16-4-1	5-0-11	16-4-5	7-4-1	0-0-0	7-0-1	3-0-0	9-3-0	DNP	6-1-0
vs North Carolina	03/09/2023	68-59	W	8-5-3	17-10-0	15-3-5	14-3-2	DNP	DNP	6-2-0	DNP	0-1-0	4-1-1	4-2-0
vs Clemson	03/10/2023	76-56	W	13-3-4	23-12-2	4-3-7	16-3-2	DNP	5-1-0	3-1-1	0-1-0	0-5-0	8-7-0	4-2-2
vs Duke	03/11/2023	49-59	L	6-1-1	7-4-0	12-1-4	7-6-2	DNP	0-0-0	10-2-0	DNP	2-6-1	5-7-1	0-2-0



2022-23 Virginia Men's Basketball
Points-rebounds-assists
All games

Opponent	Date	Score		24 HOW,TRISTA
N.C. Central	11/07/2022	73-61	W	DNP
Monmouth	11/11/2022	89-42	W	3-3-0
vs Baylor	11/18/2022	86-79	W	DNP
vs Illinois	11/20/2022	70-61	W	DNP
UMES	11/25/2022	72-45	W	DNP
at Michigan	11/29/2022	70-68	W	DNP
Florida St.	12/03/2022	62-57	W	DNP
James Madison	12/06/2022	55-50	W	DNP
Houston	12/17/2022	61-69	L	DNP
at Miami (FL)	12/20/2022	64-66	L	DNP
UAlbany	12/28/2022	66-46	W	DNP
at Georgia Tech	12/31/2022	74-56	W	0-3-0
at Pittsburgh	01/03/2023	65-68	L	DNP
Syracuse	01/07/2023	73-66	W	DNP
North Carolina	01/10/2023	65-58	W	DNP
at Florida St.	01/14/2023	67-58	W	DNP
Virginia Tech	01/18/2023	78-68	W	DNP
at Wake Forest	01/21/2023	76-67	W	DNP
Boston College	01/28/2023	76-57	W	0-1-0
at Syracuse	01/30/2023	67-62	W	DNP
at Virginia Tech	02/04/2023	68-74	L	DNP
NC State	02/07/2023	63-50	W	DNP
Duke	02/11/2023	69-62	Wot	DNP
at Louisville	02/15/2023	61-58	W	DNP
Notre Dame	02/18/2023	57-55	W	DNP
at Boston College	02/22/2023	48-63	L	DNP
at North Carolina	02/25/2023	63-71	L	DNP
Clemson	02/28/2023	64-57	W	DNP
Louisville	03/04/2023	75-60	W	0-0-0
vs North Carolina	03/09/2023	68-59	W	DNP
vs Clemson	03/10/2023	76-56	W	DNP
vs Duke	03/11/2023	49-59	L	DNP



2022-23 Virginia Men's Basketball



0 · KIHEI CLARK
Gr. · G · 5-10 · 167
Woodland Hills, Calif.




1 · JAYDEN GARDNER
5th Year · F · 6-6 · 233
Wake Forest, N.C.




2 · REECE BEEKMAN
Jr. · G · 6-3 · 190
Milwaukee, Wis.




4 · ARMAAN FRANKLIN
Sr. · G · 6-4 · 200
Indianapolis, Ind.



5 · BEN VANDER PLAS
Gr. · F · 6-8 · 236
Ripon, Wis.



10 · TAINÉ MURRAY
So. · G · 6-5 · 205
Auckland, N.Z.



11 · ISAAC MCKNEELY
Fr. · G · 6-4 · 179
Poca, W.Va.



12 · CHASE COLEMAN
Sr. · G · 5-10 · 165
Norfolk, Va.



13 · RYAN DUNN
Fr. · G · 6-8 · 208
Freeport, N.Y.



21 · KADIN SHEDRICK
R-Jr. · F · 6-11 · 231
Raleigh, N.C.



22 · FRANCISCO CAFFARO
R-Sr. · C · 7-1 · 254
Sante Fe, Argentina



23 · ISAAC TRAUDT
Fr. · F · 6-10 · 229
Grand Island, Neb.



24 · TRISTAN HOW
Jr. · F · 6-7 · 202
Virginia Beach, Va.



35 · LEON BOND III
Fr. · G/F · 6-5 · 200
Wauwatosa, Wis.



TONY BENNETT
Head Coach
14th Season