



VIRGINIA SOFTBALL

2023 VIRGINIA SOFTBALL
GAME NOTES

@UVASOFTBALL
#GoHoos

2023 SCHEDULE

FEBRUARY

UNIVERSITY OF HOUSTON TOURNAMENT (Houston, TX)		
9	vs. Lamar	W, 5-0
9	at. Houston	W, 14-7 (completed 2/11)
10	at. Sam Houston State^	W, 3-0
11	vs. Lamar	W, 4-1
11	at. Houston	Canceled
12	vs. Nebraska	L, 0-2
16	at UNC Greensboro	W 6-2

ACC/BIG 10 CHALLENGE (Chapel Hill, N.C.)

17	vs. #23 Maryland	L, 1-2
18	vs. Minnesota	W, 3-0 (9 Inn.)
18	vs. #23 Maryland	L, 4-6
19	vs. Minnesota	L, 1-2 (8 Inn.)

CAVALIER CLASSIC (Charlottesville, Va.)

23	vs. Longwood	W, 5-1
24	vs. UMES	W, 10-2 (6 Inn.)
25	vs. St. John's	W, 8-0 (6 Inn.)
26	vs. Howard	W, 8-0 (6 Inn.)
26	vs. George Washington	W, 16-1 (5 Inn.)
28	vs. Radford	W, 7-0
28	vs. Radford	W, 10-2 (5 Inn.)

MARCH

PALMER PARK CLASH (Charlottesville, Va.)

4	vs. DePaul	W, 9-1 (6 Inn.)
4	vs. Fairfield	W, 16-1 (5 Inn.)
5	vs. St. Francis	W, 5-2
5	vs. George Mason	W, 2-1
7	at. Liberty	L, 2-6
10	vs. Georgia Tech*	L, 2-5
11	vs. Georgia Tech*	L, 2-5
11	vs. Georgia Tech*	W, 3-0
18	at #4 Clemson*	L, 1-4
18	at #4 Clemson*	L, 0-1
19	at #4 Clemson*	L, 0-2
21	vs. Hofstra	W, 2-0
21	vs. Hofstra	W, 4-1
24	at Pitt*	W, 9-0 (5 Inn.)
25	at Pitt*	W, 4-2
26	at Pitt*	W, 8-5
31	vs. North Carolina*	W, 3-0

APRIL

1	vs. North Carolina*	W, 1-0
2	vs. North Carolina*	L, 3-5
6	vs. #13 Virginia Tech*	L, 8-9 (8 Inn.)
7	vs. #13 Virginia Tech*	W, 6-5 (8 Inn.)
8	vs. #13 Virginia Tech*	L, 0-7
11	vs. Liberty	W, 3-0
14	at #4 FSU*	6 p.m.
15	at #4 FSU*	1 p.m.
16	at #4 FSU*	12 p.m.
18	vs. JMU	6 p.m.
21	vs. Louisville*	6 p.m.
22	vs. Louisville*	1 p.m.
23	vs. Louisville*	4 p.m.
28	at Syracuse*	3 p.m.
29	at Syracuse*	1 p.m.
30	at Syracuse*	12 p.m.

MAY

2	at Longwood	5 p.m.
ACC CHAMPIONSHIPS (Notre Dame, Ind.)		TBA

^ Game played in SHSU Tournament



AT



27-13, 7-8 ACC
H: 18-5 A: 6-4 N: 3-4
TALLAHASSEE, FLA.
JOANNE GRAF FIELD

33-7, 11-1 ACC
H: 24-1 A: 6-4 N: 3-2

GAME COVERAGE

Live Video: ACC Network (Friday)
Announcers: Eric Frede & Madison Shipman
Live Video: ACCNX (Saturday & Sunday)
Announcers: Ariya Massoudi & Alex Powers
Live Stats: VirginiaSports.com

THIS WEEK'S SCHEDULE

Date	Time (ET)/Score	Opponent
Tuesday	6 p.m.	W, 3-0
Friday	6 p.m.	at #4 FSU
Saturday	1 p.m.	at #4 FSU
Sunday	12 p.m.	at #4 FSU

LEADING OFF

- The weekend's series at No. 4 FSU is back-to-back weekends against top-13 teams and is the second ACC road series against a fourth-ranked opponent this season for the Hoos
- UVA is coming off a 30 win over Liberty with home runs from Jade Hylton and Tori Gilbert
- Virginia continues to lead the ACC in stolen bases (88) and is 14th nationally in steals
- Kelly Ayer and Jade Hylton are second and third in the ACC in steals this season. Hylton is second and has 20 steals on the year, while Ayer is third with 19 steals this season.
- Virginia's 88 stolen bases is the sixth most in a single season and is three shy of tying the 1999 team for fifth most in a season (91).
- As a staff, the Cavaliers are fourth in the ACC in earned run average (2.17) and are second in the ACC in shutouts (12) – which ranks 15th nationally in the category.
- The Hoos also put one of the nation's top defenses on the field for the second straight season. UVA is second in the ACC in fielding percentage (.979) and 12th nationally.
- The Hoos turned in a program best fielding percentage of .976 a year ago.
- Shelby Barbee hit her first home run of her career in the series opener against Virginia Tech and the Hoos have hit 42 home runs which is seventh most in a season for the Hoos
- With the win over Liberty, the Hoos moved up to 52 in the RPI as Virginia continues to make a push down the stretch for ACC standing and an NCAA Tournament bid

HOO TO WATCH

JADE HYLTON • FR • IF

- Hylton enters the weeked as the team leader in home runs (10) after hitting solo shots against No. 13 Virginia Tech and Liberty
- Hylton also leads the team in RBI (21), runs scored (27) and is tied in batting average with her .321 average to date
- The freshman leads the team in stolen bases at a 20-for-22 clip and ranks second in the ACC and is 33rd nationally in steals
- Hylton leads the Cavaliers in multiple hit games (11) as she has tallied six games with two hits and five games with three hits




CAVALIERS®



RECORD WHEN


Overall	27-13
Conference	7-8
Non-Conference.....	20-5
Home Games.....	18-5
Away Games.....	6-4
Neutral Site	3-4
Day Games	21-13
Night Games.....	6-0
vs. Left Starter	3-2
vs. Right Starter	24-11
1-Run Games.....	3-4
2-Run Games.....	2-4
5+ Run Games.....	11-0
Extra Innings.....	3-2
Shutouts.....	12-4
Scoring 0-2 Runs	3-10
Scoring 3-5 Runs	11-2
Scoring 6-9 Runs	8-1
Scoring 10+ Runs	5-0
Scored in 1st Inning.....	12-3
Opp. Scored in 1st.....	2-5
Scores First.....	25-4
Opp. Scores First	2-9
After 4 Leading	21-3
Trailing.....	0-8
Tied	6-2
After 5 Leading	18-2
Trailing.....	1-9
Tied	4-1
After 6 Leading	16-1
Trailing.....	0-11
Tied	3-1
Hit 0 Home Runs	9-9
1 Home Run.....	8-3
2+ Home Runs	10-1
Opp. Hit 0 Home Runs	22-6
1 Home Run.....	4-3
2+ Home Runs	1-4
Made 0 Errors	13-8
1 Error.....	11-4
2+ Errors.....	3-1
Opp. Made 0 Errors.....	9-7
1 Error.....	3-4
2+ Errors.....	15-2
Out-hit Opponent.....	26-2
Out-hit by Opponent	1-10
Hits are Tied	0-1
In Doubleheader.....	5-1
vs. Ranked Teams.....	1-7
On Monday	0-0
On Tuesday	5-1
On Wednesday	0-0
On Thursday.....	4-1
On Friday.....	5-2
On Saturday.....	8-5
On Sunday.....	5-4
In February	13-4
In March.....	11-6
In April	3-3
In May	0-0

IN THE CIRCLE



3 COURTNEY LANE | LHP | Fr. | Appomattox, Va. | Appomattox County

- Earned win with 6.0 IP in relief in series finale against Pittsburgh
- Picked up first collegiate win in first start vs. Radford (2/28) - game two of doubleheader
- No. 35 overall recruit by Extra Inning Softball
- No. 14 pitcher by Extra Inning Softball
- Regional Player of the Year
- 2x First Team All-Region selection
- Helped Appomattox HS claim 2021 softball state championship with a perfect game




6 JENNY BRESSLER | RHP | Gr. | Canton, Mich. | Plymouth/UNLV

- Struck out season-high 10 in CG shutout of UNC to clinch weekend series
- Posted a 78-22 record through 131 appearances at UNLV
- Tallied a career 1.90 ERA with 599 strikeouts and only allowed 213 walks through 617.1
- Second all-time at UNLV with 78 career wins and fourth all-time with 599 career strikeouts
- Set single-season record at UNLV with 225 strikeouts passing mark set by three-time Olympic champion Lori Harrigan




13 MADISON HARRIS | RHP | Jr. | Forest, Va. | Brookville

- Has eight career saves and needs one more to tie the career saves record at UVA
- Single-season saves leader (6) with saves vs. Dartmouth, BC (x2), VT, NC State, Pitt in '22
- No. 91 Overall recruit in the class of 2020
- Struck out 182 batters in 119 innings as a HS junior to record a 0.82 ERA
- Pitched for the inaugural Team USA U17 squad in the Pan-American Games in 2019
- Struck out 22 batters in 11 innings to help the U.S. to a gold medal




14 EDEN BIGHAM | RHP | Fr. | Rustburg, Va. | Bassett

- Threw four CG shutouts in her last six starts - picked up relief win in game 2 vs. #13 Va. Tech
- Named ACC Pitcher of the Week following opening weekend at Houston Invitational
- Threw no-no in collegiate debut with nine strikeouts against Lamar (2/9) at Houston Invite
- Struck out career-high 10 batters in start against George Mason (3/5)
- No. 28 overall recruit by Extra Inning Softball and No. 10 pitcher by Extra Inning Softball
- Extra Inning Softball All-America honoree
- First-Team All-State selection




17 MOLLY GRUBE | RHP | Sr. | Chesterfield, Va. | Manchester

- Ranks sixth in the ACC in ERA and in hits allowed per 7.0 innings pitched
- Threw a CG in a 1-0 loss at No. 4 Clemson in game two of the weekend series
- Threw CG shutout with 9.0 IP in win over Minnesota at ACC/Big 10 Challenge
- 2022 wins came against No. 2 Virginia Tech (4/15), Pitt (4/22) and Bowling Green (5/22)
- 2018 & 2019 VHSL All-State selection
- 2019 Class 6, Region B Player of the Year
- 2019 Richmond-Times Dispatch All-Metro Player of the Year



19 MACKENZIE WOOTEN | RHP | Sr. | Windsor, Va. | Isle of Wight

- Made first start since 2/15/20 when she took circle for game two at BC (3/26) in 2022
- Had a 4-2 record last year to post a 7-4 career record in the circle primarily as a reliever
- Earned first collegiate win against Charlotte (2/7/20) throwing 4.2 scoreless relief innings
- 2018 & 2019 All-Metro Conference MVP
- Four-time All-Metro selection
- Helped IWA to 2018 state title with a 0.96 ERA in 116 2/3 innings while striking out 159
- Three-time VISAA Division II All-State selection



25 MIKAYLA HOUGE | RHP | Jr. | Collins, Iowa | Collins-Maxwell

- Had team-leading 31 appearances and 15 starts last year - missed three weeks with injury
- Worked first complete-game shutout in 6-0 victory over Syracuse in 2021 campaign
- Worked 11.2 scoreless to earn a win and a save in three outings vs. Boston College in '21
- Struck out 12 in 6.1 innings in her start against Pittsburgh (2/20/21) for first career win
- 2019 Iowa Gatorade HS Player of the Year & 2019 Ames Tribune Female Athlete of the Year
- NFCA High School All-American and first team pitcher/4x first team All-State selection
- 103 career wins and 1,102 career strikeouts in HS at Collins-Maxwell



NOTING THE HOOS

THE SERIES WITH FLORIDA STATE

- Virginia and Florida State have faced off 107 times with the Seminoles leading the series 89-18
- FSU leads 51-9 in games played in Tallahassee with the last meeting at FSU coming in the 2015 season
- The 2017, 2019 and 2022 meetings all came at UVA as the 2020 meeting at FSU was canceled due to COVID
- The teams faced each other four times last season with the three-game series in Charlottesville and a meeting in the ACC Tournament hosted by Pittsburgh

HOOS IN THE RPI

- Virginia continues to climb in the RPI as the season winds down - moving up to 52 after the win over Liberty
- The Cavaliers are looking to position themselves for an NCAA bid and have opportunities down the stretch with teams ahead of them in the RPI over the next two weeks
- It starts with FSU (No. 6 RPI) this weekend and Louisville (No. 49 RPI) next weekend at home

HOOS HOMER IN BUNCHES

- When UVA hits home runs, they tend to come in bunches
- Virginia has 10 multiple-home run games this season with a season-high five home runs in the series opener at Pittsburgh
- Of those 10 multiple-home run games, five of them have seen the Hoos hit at least three home runs in those games
- Those five multiple-home run games account for 31 of Virginia's 42 home runs this season

BIGHAM RANKS AMONG ACC'S BEST AS A FRESHMAN

- Virginia right-hander Eden Bigham ranks among the best in the ACC in the circle in her first year as a collegian
- Bigham ranks in the top five in the ACC in shutouts (2nd), Hits Allowed Per 7.0 IP (4th) and strikeouts (5th)
- She also ranks eighth in the ACC in ERA (1.72) entering the weekend
- Bigham is seventh nationally in shutouts and 18th nationally in hits allowed per seven
- She picked up her 100th strikeout of the season on Tuesday against the Flames of Liberty

HARDIN PICKS UP 200TH CAREER COACHING WIN

- Virginia head coach Joanna Hardin picked up her 200th career coaching victory against Radford (2/28) in game one of a doubleheader
- The skipper had 79 wins at McNeese State before taking over the Virginia program in the 2017 season

BRESSLER PICKS UP BACK-TO-BACK SAVES

- Jenny Bressler picked up two saves on March 5 as she closed out games against Saint Francis and George Mason for the Hoos
- Bressler entered the game with the bases loaded and two outs in a 5-2 game against the Red Flash and got the strikeout to end the threat in the sixth inning
- Against George Mason, Bressler entered with two on and one out in the seventh of a 2-1 game for the save

BIGHAM STRIKES OUT 10 AGAINST PATRIOTS

- Eden Bigham set a career-high with her 10 strikeouts against George Mason (3/5) in a 2-1 victory
- Bigham struck out 10 through 6.1 innings of work
- The 10 strikeouts passed her previous mark of nine set in the season opener against Lamar

GILBERT, HOLBROOK GO LONG BACK-TO-BACK

- Fifth-year Tori Gilbert and sophomore Reece Holbrook delivered back-to-back home runs as pinch hitters in game two against Radford (2/28)
- The duo's consecutive home runs delivered the run-rule win for the Hoos in the fifth inning at Palmer Park
- The home run for Holbrook was her first collegiate home run and was the walk-off hit
- It was the first back-to-back home runs since Gilbert and Sarah Coon did it against Bowling Green (5/22/22) last season at the National Softball Invitational Championship in Colorado

HOOS GO BACK-TO-BACK AGAIN AND AGAIN IN FIVE HOME RUN GAME AT PITTSBURGH

- The Hoos have now gone back-to-back with the long ball three times this season after doing it twice in the series finale at Pittsburgh
- Gabby Baylog and Jade Hylton went back-to-back in the second inning to mark the second time this season the Hoos doubled up on home runs
- Tori Gilbert and Abby Weaver then went back-to-back in the fifth inning to make it twice in the game and three times on the year
- Virginia hit five home runs overall in the game as Katie Goldberg homered in the first inning with a two-run shot to start the game scoring

FIVE HOME RUN GAME AT PITT MATCHES UVA RECORD

- Virginia's five home run game at Pitt in the series finale was the fifth time in program history that the Hoos hit five home runs in a game
- It was the first time for the Hoos to hit five home runs in a game since a win over UMBC on March 3 in the 2018 season

GILBERT CLIMBING UVA HOME RUN LIST

- Tori Gilbert has delivered power to the UVA lineup over the past five seasons and has worked her way into the top five all-time in home runs
- Gilbert enters the weekend holding 32 career home runs which puts her third all-time in home runs for the Hoos
- She hit a three-run shot in the series opener against No. 13 Virginia Tech last weekend and a two-run home run against Liberty on Tuesday
- She needs one more home runs to tie for second with Danni Ingraham (2015-18) on the all-time list
- Sara Larquier sits atop the list with 35 home runs for her career



COACH JO HARDIN
at UVA: 135-188 (7th) | Overall: 215-222 (9th)

Education

College: Biola University (La Mirada, Calif.)

Master's: Liberty University

Coaching Experience

2015-16	McNeese State (Head Coach)
2013-14	McNeese State (Assistant Coach)
2007-09	Liberty University (Assistant Coach)
2005-07	Whittier Christian HS (Head Coach)

Playing Experience

2002-05	Biola University
---------	------------------

Accolades

2002	NAIA/NFCA 1st Team All-American
2002,04-05	Golden State Athletic Conference All-Conference
2013	Southland Conference Regular Season Champions
2014	Southland Conference Regular Season Champions
2016	Southland Conference Regular Season Champions
2016	Southland Conference Tournament Champions

Hardin as a Head Coach

Year	School	Record (Conf)	Postseason
2015	McNeese St.	36-20 (21-5)	Southland Tourney
2016	McNeese St.	43-14 (23-4)	NCAA Regional
2017	Virginia	22-32 (9-15)	ACC Quarterfinals
2018	Virginia	12-41 (3-21)	
2019	Virginia	22-31 (8-16)	ACC Tournament
2020	Virginia	10-12 (0-6)	
2021	Virginia	15-33 (10-27)	
2022	Virginia	28-26 (13-11)	ACC Tournament/NISC
2023	Virginia	27-13 (7-8)	-

135-188 at Virginia
215-222 Overall



2023 POWER NUMBERS AMONG BEST IN UVA HISTORY

- The Cavaliers' power numbers this season have been among the best in program history
• With 42 home runs entering the weekend, Virginia currently sits seventh all-time for home runs in a season
• With one more home runs, the Cavaliers can match last year's total of 43 home runs
• The 2015 team set the program standard for home runs with 55 on the year that season

HOOS AGGRESSIVE ON THE BASEPATH

- Virginia has been aggressive on the basepath in the 2023 season having stolen 88 bases on 102 attempts through 40 games to lead the ACC and rank 14th nationally
• The Hoos are second the ACC in stolen bases per game (2.20) and rank 17th nationally in the category
• Virginia stole 69 bases a year ago and passed that total in the doubleheader with Hofstra on March 21
• Jade Hylton leads the Hoos in steals with a 20-for-22 performance, while Kelly Ayer Hylton is 19-for-20 and Gabby Baylog is 11-for-11
• Hylton and Ayer are second and third in the ACC in stolen bases and both rank in the top 40 nationally
• Ayer leads the ACC in steals per game (0.56) and is 40th nationally
• UVA stole a program-high 10 bags vs. Howard (2/26)

VIRGINIA'S 88 STEALS IS AMONG TOP 10 FOR UVA

- The Hoos have stolen 85 bases heading into the week and that mark is sixth best in a season at UVA
• With three more, the Hoos can tie the 1999 team for fifth all-time with 91 steals
• The 1980 team stole 133 bases to set the program high

AYER, HYLTON MOVING UP SINGLE-SEASON STEAL LIST

- Ayer's and Hylton's aggressiveness on the basepath have moved them into the top 10 in a season for steals
• With their performance this year, Hylton moved to 20 steals on the year and ranks ninth in a season
• Ayer is tied for 10th most in a season with Heather Field (2004) and Alison Pittman (2011)
• Gina Cipolloni holds the top two spots in the single-season list with 31 steals in 2012 and 32 steals in 2011

PATIENCE DELIVERS FREE BASES FOR HOOS

- Virginia has been patient at the plate which has led to lots of free bases this season with 129 walks
• Virginia was buoyed by a 14-walk performance against UMES in which the Cavaliers drew 7 walks in one inning to seal the run-rule victory
• Jade Hylton leads the Hoos with 18 walks, while Katie Goldberg has 17 walks and Abby Weaver has 16 walks

AYER'S 12-GAME HIT STREAK AMONG UVA TOP 10

- Kelly Ayer posted a 12-game hit streak earlier this season that put her tied for the ninth-longest hit streak in UVA history
• Ayer hit safely from the game against Longwood (2/23) through Liberty (3/7)
• She had the hit streak snapped in the series opener against Georgia Tech (3/10) as the Hoos began ACC play

HOOS POST FOUR STRAIGHT RUN-RULE VICTORIES

- Virginia closed out the Cavalier Classic with four straight run-rule victories over UMES, St. John's, Howard and George Washington
• The four-straight run-rule wins for the Hoos is the most since Virginia posted four consecutive wins by run rule in the 2009 season (2/22/09 - 3/7/09)
• Virginia has five run-rule victories so far this season after closing out the doubleheader with Radford (2/28) via a five-inning win

BIGHAM THROWS NO-NO IN COLLEGIATE DEBUT

- Freshman RHP Eden Bigham started her career with a bang, turning in a complete-game shutout and no-hitting Lamar in the season opener
• Bigham struck out nine in the outing to kick off an outstanding weekend in the circle for the freshman

BIGHAM NAMED ACC PITCHER OF THE WEEK

- Following her performance at the Houston Invitational in the opening weekend, Bigham was named ACC Pitcher of the Week
• Bigham went 1-0 with a pair of saves following her no-hit shutout of Lamar on opening day
• The freshman struck out 16 on the weekend and allowed only two hits on the weekend through three games

VERSUS RANKED FOES

Table with 2 columns: Matchup and Record. Rows include All-Time vs. Top-25 in NFCA Poll (1995-), All-Time vs. Top-10 in NFCA Poll., vs. No. 1, Last win over ranked team, Last win over top-10 team, Last win over top-5 team, Highest-ranked win, March 21, 2010 - 2-1 vs. #2 Arizona, April 17, 2004 - 5-4 vs. #2 Florida St.

Table with 2 columns: Matchup and Record. Rows include Largest win, March 18, 2010 - 10-4 vs. #23 Louisiana, Largest defeat, May 11, 2017 - 0-16 vs. #4 Florida State

VERSUS THE NFCA POLL (STARTED 1995)

Table with 2 columns: Rank and Record. Rows include No. 1 through No. 25 with corresponding win-loss records.

NFCA TOP 25

Table with 5 columns: RK., TEAM, 2022 RECORD, POINTS, LAST WEEK. Lists top 25 teams including Oklahoma, UCLA, Oklahoma State, Florida State, Stanford, Clemson, Tennessee, Texas, Washington, Arkansas, Duke, Georgia, LSU, Virginia Tech, Florida, Alabama, Kentucky, Baylor, Oregon, Wichita State, Auburn, Northwestern, Texas A&M, Arizona, Utah.

OTHERS RECEIVING VOTES: Louisiana (22), Arizona State (8), Boston University (5), California (4), Indiana (4), Boise State (1), Central Arkansas (1).

ACC STANDINGS

Table with 6 columns: School, Conf, Pct., Overall, Pct., Streak. Lists ACC member schools and their performance metrics.



- She was UVA's first ACC Pitcher of the Week since Erika Osherow in the 2017 season (3/25/17)

EATON EXPLOSIVE TO START 2023 CAMPAIGN

- Freshman utility player MC Eaton burst out of the gates hitting .357 on the opening weekend with three home runs and seven RBI
- Eaton's first collegiate hit was a two-run home run in the fifth inning against Lamar in the season opener
- She followed it up with a two-RBI single in the first inning against Houston that evening and another two-RBI home run in the second game against Lamar
- Eaton has a team-leading four home runs and 10 RBI and enters the week ranked second in the ACC in total home runs this season

EATON, HYLTON HOMER FOR FIRST COLLEGIATE HIT

- Freshman MC Eaton's two-run home run against Lamar wasn't the only big debut for a freshman this season
- Freshman Jade Hylton also hit a home run against Lamar for her first collegiate hit - a three-run shot in that same fifth inning

GRUBE GOES THE DISTANCE AGAINST GOPHERS

- Senior Molly Grube was electric in week two against Minnesota as she threw complete-game shutout of the Gophers
- Grube tossed a career-long 9.0 IP with five strikeouts
- It was her third career complete game and first since her freshman year against Bucknell (3/10/20)

VIRGINIA PLAYS CHALLENGING SLATE IN 2023

- Virginia will again face a challenging schedule again this season with 15 games against teams ranked in the preseason top 25 or receiving votes.
- Included in that are three series against teams ranked in the preseason top 11 - two on the road at No. 5 FSU and No. 10 Clemson.
- Virginia will also host a three-game set against No. 11 Virginia Tech at Palmer Park.
- Heading into ACC play, the Cavaliers have seven teams in the top 50 of the RPI on the schedule - including non-conference contests against No. 19 Maryland, No. 33 Minnesota and No. 38 Liberty
- Those eight teams will make up

HOOS BACK IN 2023

- UVA returns 18 players from last year's squad, including 13 position players and five pitchers
- Mikayla Houge tallied a team-leading 97.2 IP last year with 45 strikeouts and a .244 opponent batting average after missing three weeks with injury
- Also back is Molly Grube who started 12 of 17 appearances and struck out 31 through 50.0 IP a year ago - including five strikeouts through 6.2 IP in a win at No. 2 Virginia Tech
- The Hoos return a bulk of the offense with the top five hitters from a year ago returning to the lineup
- The returning offensive players delivered 84 percent of the offense last season by producing 185 of 214 RBI and 42 of 43 home runs
- Among those offensive producers are three All-Region selections (Leah Boggs, Tori Gilbert and Katie Goldberg) along with ACC All-Freshman selection Sarah Coon

HARRIS CLOSING IN ON UVA CAREER SAVE MARK

- Sophomore Madison Harris is closing in on the career save mark for the Hoos
- The RHP has eight saves for her career and needs one more to tie Erin Horn (2003-06) for most in a UVA career
- Harris set the single-season save mark at UVA last season with six saves in 2022

HOOS WELCOME NO. 15 CLASS FOR 2023 CAMPAIGN

- UVA pulled in the No. 15 ranked recruiting class in 2022 according to Extra Inning Softball and the group will take the field for the Hoos this season
- The class is made up of six players who are all ranked in the top 103 players nationally
- Included were four players ranked in the top 25 at their position nationally
- RHP Eden Bigham (No. 10 pitcher/No. 28 overall) and LHP Courtney Layne (No. 14 pitcher/No. 35 overall) are the two pitchers in the class
- Also featured are: C/Util Mary Caroline Eaton (No. 53 overall), IF Jade Hylton (No. 56 overall), OF Cassidy Hudson (No. 92 overall) and IF Kelsey Hackett (No. 103 overall)
- The class follows on the heels of the No. 31 ranked class that took the field this season and the No. 30 class that is now juniors

HOOS ADD ARM WITH GRAD TRANSFER BRESSLER

- Virginia added a new arm to the bullpen for the 2023 season with the addition of grad transfer Jenny Bressler to the rotation
- Bressler set a single-season record with 225 strikeouts a year ago and finished her career at UNLV with 599 strikeouts - the fourth most in program history
- She turned in career record of 79-23 with a 1.90 ERA and held opponents to a .220 batting average against.



A LOOK BACK AT 2022

HOOS POST BEST ACC START, SET FIRSTS IN 2022

- Virginia got off to the best start in ACC play in program history with its 8-1 start to the 2022 campaign
- The previous best was a 7-2 start in the 2010 season
- Virginia won three straight ACC series for the first time since that 2010 season to start the 2022 campaign
- The Hoos also swept consecutive three-game series in ACC play for the first time with sweeps of NC State, BC

DEFENSIVE SUCCESS DEFINED 2022 HOOS

- The Hoos had a big lift from the defense last season and were second in the ACC with a .975 fielding percentage
- The Cavaliers have been as high as fourth nationally in fielding percentage and finished rank among the top 20 teams nationally at No. 19
- The .976 fielding percentage set a new single-season mark for UVA

HARRIS SETS SINGLE-SEASON SAVE MARK

- Sophomore Madi Harris set the single-season save mark when she picked up her sixth save of the season against Pitt in the series-clinching win
- Harris passed Coty Tolar (2006) who posted five saves that season
- Of her six saves last season, Harris posted five in ACC play (at NC State, 2x at Boston College, at Virginia Tech and vs. Pittsburgh)

MCBRIDE DELIVERS WALK-OFF IN THIRD ACC SWEEP

- Senior Emma McBride delivered the walk-off hit for the Cavaliers in a run-rule win over Pitt in the series finale
- McBride came up with the RBI single up the middle to score Sarah Coon and give UVA the 10-2 win in 6 innings
- The win gave UVA its third ACC sweep of the season as the Hoos have won four ACC series so far this year

HOOS TAKE DOWN NO. 2 FOR ONLY THE THIRD TIME

- Virginia went on the road and posted a victory over the nation's No. 2 team for only the third time in program history in the series at Virginia Tech
- The Hoos picked up a 5-3 victory at No. 2 Virginia Tech in the middle game of the three game series and had a 4-3 lead after the top of the eighth in the finale
- UVA also previously defeated No. 2 FSU (2004) and No. 2 Arizona (2010) for the other two wins over the highest-ranked programs in program history. UVA has never defeated a top-ranked team

HOOS PICK UP BIG SERIES WIN VS. NO. 24 IRISH

- The series win over No. 24 Notre Dame hit some marks not seen in a while for the Cavaliers
- The game one win was the first over a ranked team for UVA since 2017 and the first over a ranked team at home since 2011
- The series win over the Irish was the first over a ranked opponent since the 2010 season in a win over UNC

HOOS WIN CONSECUTIVE ACC SERIES - 1st SINCE 2017

- Virginia has won back-to-back series in ACC play for the first time since the 2017 season with the series sweep at NC State.
- That season the Cavaliers defeated Georgia Tech and Notre Dame in consecutive series.
- The back-to-back series wins have the Cavaliers sitting at 5-1 in league play, the best start since 2010 when UVA started conference play 6-0.
- The last time UVA won three straight ACC series was the 2010 season (Maryland, Virginia Tech, North Carolina).

GOLDBERG, GILBERT GO BACK-TO-BACK VS. PIONEERS

- Katie Goldberg and Tori Gilbert went back-to-back with solo home runs in the Sunday win over Sacred Heart
- Goldberg delivered a solo shot with one out in the fourth inning before Gilbert followed with her solo shot
- It marked the first back-to-back home runs for the Hoos since Goldberg and Donna Friedman did it against Clemson (2/29/20)

VANASCHE, COON GO BACK-TO-BACK AT UNCG

- Lauren VanAssche and Sarah Coon then went back-to-back to open the game against UNCG (2/27).
- VanAssche hit her solo shot to leadoff the game and was followed immediately by Coon with a solo shot that put the Cavaliers up 2-0 out of the gates
- The leadoff home run from VanAssche was the first to open a game by a Cavaliers since Haley Busby did it against Notre Dame (4/19/19)

HOOS GO BACK-TO-BACK-TO-BACK

- For the first time since the 2015 season, the Hoos hit three consecutive home runs in a 5-3 win over South Alabama (3/5)
- Katie Goldberg, Tori Gilbert and Gabby Baylog each hit solo shots in the third inning vs. the Jaguars at the Tennessee Invitational
- It was the first time the Hoos had done it since McCall Miller, Heidi Belk and Allison Davis did it at Longwood (4/15/15)
- It was also the first time UVA had three home runs in an inning since the fifth inning against Tennessee Tech (2/23/20)

GILBERT WALKS IT OFF WITH HOME RUN

- Tori Gilbert walked it off for the Hoos against South Alabama (3/4) to open the Tennessee Invitational
- Gilbert hit a two-run shot to give UVA the 6-4 win
- It was the first walkoff home run since Lacy Smith did it against Syracuse (3/17/18)

WEAVER MAKES IT TWO WALK OFF HR FOR THE HOOS

- Abby Weaver gave Virginia the second walk-off home run of the season when she walked it off against Notre Dame
- Weaver came to the plate with two on and two out in the seventh to cap a five-run inning
- Weaver had an 0-2 count when she hit the three-run shot to the left field bullpen for her first home run of the season and third home run of her career

WEAVER NAMED ACC PLAYER OF THE WEEK

- Abby Weaver was named ACC Player of the Week (3/15) after the series win over No. 24 Notre Dame
- Weaver hit .500 as part of a 3-1 week that included a win over Maryland in the midweek
- Weaver hit the three-run walk off to cap a five-run seventh inning rally in game one, delivering the long ball with two outs and an 0-2 count in her at bat

NO. 31 RANKED RECRUITING CLASS TOOK THE FIELD FOR CAVALIERS IN 2022

- Virginia head coach Joanna Hardin followed up on the recruiting success for the 2020 class with a strong 2021 class that took the field for UVA last season
- The Cavaliers signed six players, including four players ranked among the top 50 nationally which tied Virginia for the most top-50 recruits in the ACC for the 2021 signing class.
- Kailyn Jones (OF) was the No. 22 recruit overall and a top-10 outfielder. She hit .495 at Grayson High School this past season and has been an All-State selection.
- Shelby Barbee (Util.) was the No. 28 player and helped lead her high school to the North Carolina state championship and twice earned All-State honors.
- Reece Holbrook (IF) was the No. 45 player and has been an All-State selection as she helped lead Wesleyan High School to a pair of Georgia state championships.
- Sydney Hartgove (C) was the No. 48 player and is also a two-time All-State selection who hit above .400 as both a freshman and a sophomore.

PALMER PARK

- Virginia opened its new stadium, Palmer Park, on March 3, 2020 against JMU. Palmer Park is named after former Cavalier pitcher Lisa Palmer and her mother Fran. The Palmers were the lead contributors to the stadium project.
- The Cavaliers hosted a dedication ceremony for Palmer Park prior to Virginia's matchup against Virginia Tech on Friday, March 6, 2020.
- Palmer Park is a state-of-the-art facility which houses all of the Cavaliers' needs. Within the confines of Palmer Park is the team locker room and lounge, athletic training room, meeting rooms and a brand new indoor facility.
- Lisa Palmer pitched for the Cavaliers from 1986-89, establishing school records in wins (74), innings pitched (861.2), complete games (102) and games started (112). She still holds the UVA single-season records for wins (27), shutouts (14) and assists (221).
- The 2022 season is the first time it will be open to the full public for a full season.



BATTING CAREER HIGHS

1 KELSEY HACKETT

	Date/Last Time	
AB	2x-Last: 3/26/23 at Pittsburgh	1
Runs	3x-Last: 4/11/23 vs. Liberty	1
Hits	3/04/23 vs. Fairfield	1
2B		0
3B		0
HR		0
RBI	3/04/23 vs. Fairfield	1
SB	2x-Last: 3/5/23 vs. Saint Francis	1

2 KAILYN JONES

	Date/Last Time	
AB	5/1/22 at Louisville	5
Runs	3x-Last: 3/04/23 vs. DePaul	2
Hits	2/24/23 vs. UMS	3
2B	6x-Last: 4/01/23 vs. North Carolina	1
3B	5x-Last: 3/05/23 vs. Saint Francis (PA)	1
HR	3/07/23 at Liberty	1
RBI	2x-Last: 3/04/23 vs. Fairfield	3
SB	10x-Last: 3/21/2023 vs. Hofstra	1

4 TORI GILBERT

	Date/Last Time	
AB	2x - Last: 4/3/21 Boston College	5
Runs	2x - Last: 2/21/21 vs. Pittsburgh	3
Hits	4x - Last: 3/6/21 vs. Clemson	3
2B	2/28/20 at Clemson	2
3B	2x - Last: 4/30/22 at Louisville	1
HR	4/26/19 at NC State	2
RBI	4/26/19 at NC State	5
SB	2x- Last: 2/15/22 vs. Towson	2

5 MIKAILA FOX

	Date/Last Time	
AB	2/7/20 at Charlotte	4
Runs	12x - Last: 5/2/21 at Georgia Tech	1
Hits	4x-Last: 4/24/21 Syracuse	2
2B	4x-Last: 4/24/21 Syracuse	1
3B		0
HR	2x- Last: 4/24/21 Syracuse	1
RBI	2/29/20 at Clemson	2
SB	3x-Last: 2/22/20 vs. La Salle	1

7 SARAH COON

	Date/Last Time	
AB	2/09/23 at Houston	5
Runs	2x-Last: 2/26/23 vs. George Washington	3
Hits	2/25/22 vs. Bucknell	3
2B	2x-Last: 2/26/22 vs. Towson	2
3B		0
HR	17x-Last: 3/21/23 vs. Hofstra	1
RBI	2x-Last: 2/26/22 vs. Towson	4
SB	2/26/23 vs. Howard	2

8 KASSIDY HUDSON

	Date/Last Time	
AB	3x-Last: 3/04/23 vs. Fairfield	1
Runs	5x-Last: 4/06/23 vs. #13 Virginia Tech	1
Hits		0
2B		0
3B		0
HR		0
RBI		0
SB	2x-Last: 3/04/23 vs. DePaul	1

10 JADE HYLTON

	Date/Last Time	
AB	2x-Last: 4/07/23 vs. #13 Virginia Tech	5
Runs	9x-Last: 4/06/23 vs. #13 Virginia Tech	2
Hits	5x-Last: 4/06/23 vs. #13 Virginia Tech	3
2B	2/10/23 at Sam Houston	2
3B	3x-Last: 3/04/23 vs. Fairfield	1
HR	10x-Last: 4/11/23 vs. Liberty	1
RBI	2/26/23 vs. George Washington	5
SB	2/26/23 vs. Howard	3

11 ABBY WEAVER

	Date/Last Time	
AB	2x - Last: 4/3/21 Boston College	5
Runs	3x - Last: 3/04/23 vs. Fairfield	2
Hits	9x - Last: 4/07/23 vs. #13 Virginia Tech	2
2B	7x - Last: 3/24/23 at Pittsburgh	1
3B		0
HR	7x - Last: 4/06/23 vs. #13 Virginia Tech	1
RBI	2x - Last: 2/09/23 at Houston	3
SB	4x - Last: 2/26/23 vs. Howard	2

12 LAUREN VANASSCHE

	Date/Last Time	
AB	2x - Last: 2/26/22 vs. Loyola Chicago	5
Runs	2/12/22 vs. Geo. Washington	3
Hits	10x - Last: 3/26/23 at Pittsburgh	2
2B	13x -Last: 3/26/23 at Pittsburgh	1
3B	3/11/23 vs. Georgia Tech	1
HR	2x- Last: 3/5/22 vs. Dartmouth	1
RBI	4x- Last: 2/26/23 vs. George Washington	2
SB	3/26/22 at Boston College	2

16 MARY CAROLINE EATON

	Date/Last Time	
AB	3x- Last: 2/18/23 at Minnesota	4
Runs	2/09/23 at Houston	2
Hits	2/09/23 at Houston	2
2B	4x-Last: 2/28/23 vs. Radford	1
3B		0
HR	5x - Last: 2/26/23 vs. Howard	1
RBI	2x-Last: 2/16/23 at UNCG	3
SB		0

20 SHELBY BARBEE

	Date/Last Time	
AB	4/08/23 vs. #13 Virginia Tech	3
Runs	2x-Last: 4/07/23 vs. #13 Virginia Tech	1
Hits	3x-Last: 3/04/23 vs. Fairfield	1
2B	3/04/23 vs. Fairfield	1
3B		0
HR	4/07/23 vs. #13 Virginia Tech	1
RBI	4/07/23 vs. #13 Virginia Tech	3
SB		0

24 SYDNEY HARTGROVE

	Date/Last Time	
AB	3/04/23 vs. Fairfield	4
Runs	2/11/23 at Lamar University	1
Hits	4x-Last:3/21/23 vs. Hofstra	1
2B	2/25/23 vs. St. John's (NY)	1
3B		0
HR		0
RBI	2x-Last: 3/04/23 vs. Fairfield	2
SB		0

27 KATIE GOLDBERG

	Date/Last Time	
AB	2/7/20 at Charlotte	6
Runs	12x-Last: 3/24/23 at Pittsburgh	2
Hits	10x-Last: 4/06/23 vs. #13 Va. Tech	3
2B	3x-Last: 3/24/23 at Pittsburgh	2
3B	3x- Last: 2/26/23 vs. Howard	1
HR	2/20/22 vs. Sacred Heart	2
RBI	8x-Last: 3/24/23 at Pittsburgh	3
SB	2/28/21 George Washington	2

28 LEAH BOGGS

	Date/Last Time	
AB	4/30/22 at Louisville	5
Runs	2/25/22 vs. Towson	3
Hits	15x-Last: 4/07/23 vs. #13 Va. Tech	2
2B	17x-Last: 3/31/23 vs. North Carolina	1
3B	3x- Last: 2/25/23 vs. St. John's (NY)	1
HR	6x- Last: 2/28/23 vs. Radford	1
RBI	5x- Last: 2/09/23 at Houston	3
SB	2/19/22 vs. Sacred Heart	3

30 GABBY BAYLOG

	Date/Last Time	
AB	8x-Last: 4/07/23 vs. #13 Va. Tech	4
Runs	5x-Last:2/28/23 vs. Radford	2
Hits	10x-Last: 4/02/23 vs. North Carolina	2
2B	4/02/23 vs. North Carolina	2
3B	2/09/23 at Houston	1
HR	8x- Last: 3/26/23 at Pittsburgh	1
RBI	5x-Last: 3/26/23 at Pittsburgh	2
SB	2x-Last: 2/17/23 vs. Maryland	2



BATTING CAREER HIGHS

32 REECE HOLBROOK

Date/Last Time

AB	3x-Last: 4/06/23 vs. #13 Va. Tech	3
Runs	3/04/23 vs. Fairfield.....	2
Hits	4/3/22 Florida State	2
2B	2x-Last: 3/04/23 vs. Fairfield.....	1
3B	0
HR	2/28/23 vs. Radford.....	1
RBIs	4x - Last: 2/28/23 vs. Radford.....	1
SB	2/26/22 vs. Towson	1

34 KELLY AYER

Date/Last Time

AB	9x -Last: 4/06/23 vs. #13 Va. Tech	4
Runs	6x - Last: 3/24/23 at Pittsburgh.....	2
Hits	2/26/22 vs. Loyola Chicago.....	3
2B	7x-Last: 3/24/23 at Pittsburgh	1
3B	0
HR	0
RBIs	2/26/22 vs. Towson	3
SB	3/05/23 vs. Saint Francis (PA).....	4



PITCHING CAREER LINES

3 - Courtney Layne - LHP - Fr.

	ERA	W	L	APP	GS	CG	SHO	SV	IP	H	R	ER	BB	SO	2B	3B	HR	BF	BAVG	WP	HBP	BK	SFA	SHA
2023	5.25	2	1	10	2	0	0	0	21.1	27	18	16	6	24	6	1	1	101	.267	1	2	0	1	1
TOTAL	5.25	2	1	10	2	0	0	0	21.1	27	18	16	6	24	6	1	1	101	.267	1	2	0	1	1

SEASON HIGHS

IP 6.0 at Pittsburgh (3/26)
 H 6 2xMR vs. #13 Va. Tech (4/08)
 R 5 at Houston (2/09/23)
 ER 5 at Houston (2/09/23)
 BB 2 2xMR vs. #13 Va. Tech

CAREER HIGHS

IP 6.0 at Pittsburgh (3/26)
 H 6 2xMR vs. #13 VT (4/08/23)
 R 5 at Houston (2/09/23)
 ER 5 at Houston (2/09/23)
 BB 2 2xMR vs. #13 VT

THE LAST TIME IN STARTS

Shutout.....
 Complete Game.....
 Worked 5+ inn.....
 5+ K's.....vs. Radford (2/28/23)
 No Walks.....vs. Radford (2/28/23)
 No-hitter.....
 Perfect Game.....

THE LAST TIME IN RELIEF

0 ER..... vs. #13 Virginia Tech (4/06/23)
 Worked 3+ inn..... at Pittsburgh (3/26/23)
 5+ K's.....
 No Walks.....vs. #13 Virginia Tech (4/06/23)
 Earned Save.....

2023 Season

Date	Opponent	GS	IP	H	R	ER	BB	SO	DEC
2/09	at Houston	0.2	4	5	5	2	1	-	
2/25	vs. St. John's (NY)	1.1	0	0	0	1	2	-	
2/26	vs. Howard	1.0	0	0	0	0	0	-	
2/28	vs. Radford	*	4.0	6	2	2	0	6	W
3/04	vs. Fairfield	1.0	1	1	0	0	3	-	
3/11	vs. Georgia Tech	1.2	2	1	1	0	3	-	
3/26	at Pittsburgh	6.0	3	3	2	1	4	W	
4/06	vs. #13 Virginia Tech	1.1	2	0	0	0	2	-	
4/07	vs. #13 Virginia Tech	0.2	3	3	3	0	1	-	
4/08	vs. #13 Virginia Tech*	3.2	6	3	3	2	2	L	



PITCHING CAREER LINES

6 - Jenny Bressler - RHP - Gr.

	ERA	W	L	APP	GS	CG	SHO	SV	IP	H	R	ER	BB	SO	2B	3B	HR	BF	BAVG	WP	HBP	BK	SFA	SHA
2019	2.10	23	5	37	30	15	6	1	183.0	171	62	55	59	154	28	2	11	786	.285	3	19	0	4	10
2020	1.27	11	3	16	13	7	5	2	82.2	51	24	15	30	89	2	0	7	335	.179	3	8	0	1	11
2021	2.39	15	7	29	22	10	4	3	128.2	99	50	15	57	131	6	1	18	547	.209	4	11	0	2	4
2022	1.67	28	7	48	33	18	9	6	221.2	155	65	53	67	224	15	1	13	899	.193	12	16	0	4	9
2023	2.26	7	2	22	8	2	1	3	65.0	58	22	21	25	84	8	1	6	274	.212	2	2	0	0	3
TOTAL	1.93	84	24	152	106	52	25	15	681.0	534	223	188	238	682	59	5	55	2841	.188	24	56	0	11	37

SEASON HIGHS

IP	7.0	vs. N. Carolina (4/01)
H	6	at Lamar U (2/11)
R	4	vs. #13 Va. Tech (4/06)
ER	4	vs. #13 Va. Tech (4/06)
BB	4	2x MR:vs. SJU (2/23)
K	10	vs. N. Carolina (4/01)

CAREER HIGHS

IP	9.2	San Diego State (4/10/22)
H	13	San Diego State (4/10/22)
R	5 2x MR:	San Diego St. (4/10/22)
ER	7	Utah (2/20/21)
BB	8	San Diego State (3/26/22)
K	13	Utah Valley (2/06/21)

THE LAST TIME IN STARTS

Shutout.....	vs. UNC (4/01/23)
Complete Game.....	vs. UNC (4/01/23)
Worked 5+ inn.....	vs. UNC (4/01/23)
5+ K's.....	vs. UNC (4/01/23)
No Walks.....	vs. DePaul (3/04/23)
No-hitter.....	
Perfect Game.....	

THE LAST TIME IN RELIEF

0 ER.....	vs. UNC (4/02/23)
Worked 3+ inn.....	at Clemson (3/19/23)
5+ K's.....	vs. UNC (4/02/23)
No Walks.....	vs. UNC (4/02/23)
Earned Save.....	vs. George Mason (3/05/23)

2023 Season

Date	Opponent	GS	IP	H	R	ER	BB	SO	DEC
2/09	at Houston	*	4.0	3	1	1	0	5	W
2/11	at Lamar University	*	5.0	6	1	1	2	7	W
2/12	vs. Nebraska		3.0	1	0	0	1	2	-
2/16	at UNC Greensboro		2.1	2	1	1	4	5	-
2/18	vs. #23 Maryland	*	3.0	4	3	3	2	3	L
2/19	vs. Minnesota		0.2	1	0	0	0	1	-
2/25	vs. St. John's (NY)	*	4.2	1	0	0	4	4	W
2/26	vs. George Washington		1.0	0	0	0	0	0	-
2/28	vs. Radford	*	5.0	1	0	0	1	6	W
3/04	vs. DePaul	*	6.0	6	1	1	0	7	W
3/05	vs. Saint Francis		1.1	1	0	0	0	1	-
3/05	vs. George Mason		0.2	0	0	0	1	1	-
3/07	at Liberty		2.0	5	3	3	0	4	-
3/10	vs. Georgia Tech		1.1	1	1	1	0	2	-
3/11	vs. Georgia Tech		0.0	2	1	1	0	0	-
3/19	at Clemson		5.0	3	0	0	3	6	-
3/21	vs. Hofstra	*	5.2	5	1	0	1	8	W
3/25	at Pittsburgh		2.2	5	2	2	0	4	-
4/01	vs. North Carolina	*	7.0	3	0	0	2	10	W
4/02	vs. North Carolina		2.2	3	0	0	0	6	-
4/06	vs. #13 Virginia Tech		1.0	4	4	4	2	1	L
4/08	vs. #13 Virginia Tech		1.0	2	3	3	2	1	-



PITCHING CAREER LINES

13 - Madison Harris - RHP - So.

	ERA	W	L	APP	GS	CG	SHO	SV	IP	H	R	ER	BB	SO	2B	3B	HR	BF	BAVG	WP	HBP	BK	SFA	SHA
2021	5.06	2	3	21	0	0	0	2	27.2	27	26	20	17	25	6	1	1	135	.250	5	6	0	0	4
2022	2.60	1	2	21	1	0	0	6	29.2	29	11	11	20	30	7	0	4	139	.255	2	2	0	0	0
2023	0.00	0	0	3	0	0	0	0	2.0	1	0	0	0	4	0	0	0	9	.143	0	2	0	0	0
TOTAL	3.66	3	5	47	1	0	0	8	59.1	57	37	31	37	59	13	1	5	283	.246	7	10	0	0	4

SEASON HIGHS

IP	1.0	2x MR: Fairfield (3/4)
H	1	Fairfield (3/4)
R		
ER		
BB		
K	1	2x MR: vs. Fairfield

CAREER HIGHS

IP	3.1	#13 Duke (4/10/22)
H	5	2x-Last: #13 Duke (4/10/22)
R	5	Liberty (4/6/21)
ER	4	vs. #2 FSU (4/3/22)
BB	5	at NC State (3/18/21)
K	3	6x-Last #13 Duke (4/10/22)

THE LAST TIME IN STARTS

0 ER.....	
Shutout.....	
Complete Game.....	
Worked 5+ inn.....	
5+ K's.....	
No Walks.....	
No-hitter.....	
Perfect Game.....	

THE LAST TIME IN RELIEF

0 ER.....	vs. Saint Francis (3/05/23)
Worked 3+ inn.....	#13 Duke (4/10/22)
5+ K's.....	
No Walks.....	vs. Saint Francis (3/05/23)
Earned Save.....	vs. Pitt (4/23/22)

2023 Season

Date	Opponent	GS	IP	H	R	ER	BB	SO	DEC
2/26	vs. George Washington	1.0	0	0	0	0	0	1	-
3/04	vs. Fairfield	1.0	0	0	0	0	0	3	-
3/05	vs. Saint Francis (PA)	0.0	1	0	0	0	0	0	-

2022 Season

Date	Opponent	GS	IP	H	R	ER	BB	SO	DEC
2/25	vs. Bucknell	1.0	0	0	0	0	0	3	-
2/26	vs. Loyola-Chicago	1.0	0	0	0	1	0	-	-
2/27	at UNGC	2.2	2	0	0	0	3	-	-
3/1	at Liberty	1.1	2	0	0	1	0	-	-
3/5	vs. Dartmouth	1.0	2	0	0	0	2	S,1	-
3/6	at #18 Tennessee	2.1	3	0	0	0	2	-	-
3/13	#24 Notre Dame	1.2	2	1	1	0	0	L	-
3/15	North Dakota State	1.0	1	0	0	0	3	-	-
3/18	at NC State	1.2	0	0	0	5	3	W	-
3/19	at NC State	0.1	0	0	0	0	1	S,2	-
3/20	at NC State	1.0	0	0	0	1	0	-	-
3/26	at Boston College	1.1	0	0	0	0	2	S,3	-
3/27	at Boston College	2.0	2	1	1	0	1	S,4	-
3/29	Longwood	1.2	1	0	0	2	1	-	-
4/3	#2 Florida State *	1.0	4	4	4	2	0	L	-
4/6	JMU	1.0	0	0	0	0	2	-	-
4/10	#13 Duke	3.1	5	3	3	2	3	-	-
4/15	at #2 Va. Tech	0.1	0	0	0	1	0	S,5	-
4/16	at #2 Va. Tech	0.1	1	0	0	1	1	-	-
4/23	Pittsburgh	0.1	0	0	0	1	0	S,6	-
5/1	at Louisville	0.1	2	1	1	2	0	-	-
5/24	Central Ark.	1.0	0	0	0	1	2	-	-
5/25	at Kansas	2.0	2	1	1	0	1	-	-

2021 Season

Date	Opponent	GS	IP	H	R	ER	BB	SO	DEC
2/13	at #14 Georgia	2.0	3	4	2	2	2	L	-
2/13	vs. S. Alabama	1.1	1	0	0	0	1	W	-
2/19	vs. Pittsburgh	2.1	5	3	3	0	2	L	-
2/20	vs. Louisville	1.1	2	2	2	1	0	L	-
2/27	G. Washington	0.1	1	0	0	1	1	S,1	-
2/28	G. Washington	2.2	1	0	0	1	2	W	-
3/6	Clemson	1.2	1	0	0	1	3	-	-
3/6	Clemson	1.1	0	1	0	1	2	-	-
3/7	Clemson	1.0	2	3	2	0	0	-	-
3/13	at #13 Duke	1.2	3	3	3	1	0	-	-
3/22	NC State	0.0	0	0	0	2	0	-	-
3/30	#19 Va. Tech	3.0	3	1	1	1	2	-	-
4/1	Bo. College - Gm 2	1.0	0	0	0	0	2	-	-
4/2	Boston College	1.0	0	0	0	1	1	-	-
4/6	Liberty	1.1	4	5	3	1	1	-	-
4/11	at UNC - Gm 2	1.1	0	0	0	1	1	S,2	-
4/16	at Notre Dame	0.0	1	3	3	1	0	-	-
4/25	Syracuse	1.0	0	0	0	1	0	-	-
4/30	at Ga. Tech - Gm 1	2.0	1	1	1	1	3	-	-
5/1	at Ga. Tech	0.1	0	0	0	0	1	-	-
5/2	at Ga. Tech	1.0	0	0	0	0	1	-	-



PITCHING CAREER LINES

14 - Eden Bigham - RHP - Fr.

	ERA	W	L	APP	GS	CG	SHO	SV	IP	H	R	ER	BB	SO	2B	3B	HR	BF	BAVG	WP	HBP	BK	SFA	SHA
2023	1.72	11	4	21	15	8	6	2	93.2	51	23	23	44	100	7	0	4	381	.160	2	9	0	0	10
TOTAL	1.72	11	4	21	15	8	6	2	93.2	51	23	23	44	100	7	0	4	381	.160	2	9	0	0	10

SEASON HIGHS

IP	7.0	5xMR vs. UNC (3/31)
H	7	vs. UNC (4/02)
R	5	vs. UNC (4/02)
ER	5	vs. UNC (4/02)
BB	5	vs. Minnesota (2/19)
K	10	vs. George Mason (3/5)

CAREER HIGHS

IP	7.0	5xMR vs. UNC (3/31)
H	7	vs. UNC (4/02)
R	5	vs. UNC (4/02)
ER	5	vs. UNC (4/02)
BB	5	vs. Minnesota (2/19)
K	10	vs. George Mason (3/5)

THE LAST TIME IN STARTS

Shutout.....	vs. UNC (3/31/23)
Complete Game.....	vs. UNC (3/31/23)
Worked 5+ inn.....	UNC (3/31/23)
5+ K's.....	UNC (4/02/23)
No Walks.....	
No-hitter.....	vs. Lamar U. (2/09/23)
Perfect Game.....	

THE LAST TIME IN RELIEF

0 ER.....	at Pittsburgh (3/25/23)
Worked 3+ inn.....	
5+ K's.....	
No Walks.....	at Pittsburgh (3/25/23)
Earned Save.....	vs. Lamar U (2/11/23)

2023 Season

Date	Opponent	GS	IP	H	R	ER	BB	SO	DEC
2/09	vs. Lamar University *	7.0	0	0	0	0	3	9	W
2/10	at Sam Houston	2.0	2	0	0	0	1	3	S, 1
2/11	at Lamar University	2.0	0	0	0	0	3	4	S, 2
2/17	vs. #23 Maryland *	7.0	3	2	2	2	4	7	L
2/19	vs. Minnesota *	6.1	2	1	1	1	5	7	-
2/23	vs. Longwood	2.0	1	0	0	0	1	3	-
2/24	vs. UMES *	6.0	3	2	2	2	3	7	W
2/26	vs. Howard *	4.0	2	0	0	0	1	4	W
3/05	vs. George Mason *	6.1	5	1	1	1	3	10	W
3/10	vs. Georgia Tech *	4.2	4	4	4	4	2	7	L
3/11	vs. Georgia Tech *	7.0	3	0	0	0	2	4	W
3/18	at Clemson *	2.2	3	3	3	3	2	5	L
3/19	at Clemson	0.2	0	0	0	0	1	0	-
3/21	vs. Hofstra *	7.0	1	0	0	0	1	9	W
3/24	at Pittsburgh *	5.0	4	0	0	0	2	2	W
3/25	at Pittsburgh	2.0	0	0	0	0	0	2	W
3/31	vs. North Carolina *	7.0	3	0	0	0	3	4	W
4/02	vs. North Carolina *	4.1	7	5	5	1	5	5	L
4/06	vs. #13 Virginia Tech*	2.0	4	4	4	4	2	3	-
4/07	vs. #13 Virginia Tech	1.2	1	1	1	1	1	0	W
4/11	vs. Liberty *	7.0	3	0	0	0	3	5	W



PITCHING CAREER LINES

17 - Molly Grube - RHP - Sr.

	ERA	W	L	APP	GS	CG	SHO	SV	IP	H	R	ER	BB	SO	2B	3B	HR	BF	BAVG	WP	HBP	BK	SFA	SHA
2020	3.63	2	7	12	9	3	0	0	46.1	50	32	24	22	42	8	0	4	222	.256	2	4	0	1	0
2021	3.95	2	4	15	10	0	0	0	44.1	45	27	25	32	32	10	3	3	215	.257	10	4	0	0	4
2022	4.76	3	4	14	12	0	0	0	50.0	70	45	34	15	31	18	3	3	200	.346	4	2	0	3	2
2023	1.56	7	6	15	14	2	1	0	62.2	42	18	14	20	40	4	1	3	250	.168	1	1	0	1	2
TOTAL	3.34	14	21	59	45	5	1	0	203.1	207	122	97	89	145	40	7	13	924	.224	17	11	0	5	8

SEASON HIGHS

IP	9.0	at Minnesota (2/18)
H	4	#13 Va. Tech (4/07)
R	2	2x-MR at Clemson (3/19)
ER	3	2x-MR vs. Ga. Tech (3/11)
BB	5	vs. #13 Va. Tech (4/07)
K	8	vs. Longwood (2/23)

CAREER HIGHS

IP	9.0	at Minnesota (2/18/23)
H	10	at Clemson (2/29/20)
R	8	at Clemson (2/29/20)
ER	8	at Clemson (2/29/20)
BB	6	vs. NC State (3/21/21)
K	9	vs. La Salle (2/22/20)

THE LAST TIME IN STARTS

0 ER	at Pittsburgh (3/25/23)
Shutout	Boston College (4/1/21)
Complete Game	at Minnesota (2/18/23)
Worked 5+ inn	vs. #13 Va. Tech (4/07/23)
5+ K's	vs. #13 Virginia Tech (4/07/23)
No Walks	at Pittsburgh (3/25/23)
No-hitter	
Perfect Game	

THE LAST TIME IN RELIEF

0 ER	Syracuse (4/23/21)
Worked 3+ inn	#2 FSU (4/1/22)
5+ K's	
No Walks	at #2 Va. Tech (4/16/22)
Earned Save	

2023 Season

Date	Opponent	GS	IP	H	R	ER	BB	SO	DEC
2/10	at Sam Houston	*	4.2	1	0	0	1	1	W
2/12	vs. Nebraska	*	4.0	3	2	2	1	3	L
2/16	at UNC Greensboro	*	4.2	2	1	1	3	2	W
2/18	at Minnesota	*	9.0	3	0	0	1	5	W
2/19	vs. Minnesota	*	1.0	3	1	1	0	0	L
2/23	vs. Longwood	*	5.0	2	1	0	3	8	W
2/25	vs. St. John's	*	0.0	0	0	0	0	0	-
2/26	vs. George Washington*	*	3.0	2	1	0	1	2	W
3/04	vs. Fairfield	*	3.0	2	0	0	0	5	W
3/05	vs. Saint Francis	*	5.2	4	2	2	1	2	W
3/07	at Liberty	*	3.0	4	3	3	0	3	L
3/11	vs. Georgia Tech	*	5.1	4	3	3	1	3	L
3/18	at Clemson	*	6.0	2	1	0	2	0	L
3/19	at Clemson	*	0.1	3	2	1	1	0	L
3/25	at Pittsburgh	*	2.1	3	0	0	0	1	-
4/07	vs. #13 Virginia Tech*	*	5.2	4	1	1	5	5	-

2022 Season

Date	Opponent	GS	IP	H	R	ER	BB	SO	DEC
2/20	vs. Sacred Heart	*	2.2	3	0	0	0	5	-
2/26	vs. Towson	*	1.0	3	2	2	0	1	-
3/4	at #18 Tennessee	*	1.0	2	2	1	0	1	-
3/29	Longwood	*	2.0	4	3	1	0	2	-
4/1	#2 Florida State	*	4.0	7	6	6	2	0	-
4/3	#2 Florida State	*	2.1	2	1	1	4	2	-
4/9	#13 Duke - Gm 1	*	2.1	6	5	5	1	3	L
4/10	#13 Duke	*	2.2	5	7	2	1	1	L
4/15	at #2 Va. Tech	*	6.2	8	3	2	0	5	W
4/16	at #2 Va. Tech	*	4.0	6	4	3	0	1	L
4/22	Pittsburgh	*	6.0	5	2	1	1	4	W
4/24	Pittsburgh	*	2.0	4	1	1	1	0	-
4/29	at Louisville	*	3.0	5	3	3	1	1	-
5/1	at Louisville	*	1.1	3	2	2	1	0	-
5/22	vs. Bowling Green	*	4.0	1	0	0	1	2	-
5/25	at Kansas	*	1.0	2	2	2	1	1	-

2021 Season

Date	Opponent	GS	IP	H	R	ER	BB	SO	DEC
2/13	at #14 Georgia	*	4.0	4	1	1	0	2	-
2/19	vs. Pittsburgh	*	2.2	4	4	3	4	3	-
2/21	vs. Pittsburgh	*	3.1	4	3	3	1	3	-
2/28	G. Washington	*	2.0	4	3	3	2	0	-
3/6	Clemson	*	5.2	5	3	3	3	5	L
3/13	at #13 Duke	*	2.1	5	4	4	2	1	-
3/21	NC State	*	5.1	2	0	0	6	6	W
4/1	Bo. College - Gm 1	*	4.0	3	0	0	1	4	W
4/11	at UNC - Gm 1	*	1.0	0	1	1	2	0	L
4/16	at Notre Dame	*	6.0	7	4	3	4	5	L
4/18	at Notre Dame	*	1.2	1	0	0	1	0	-
4/23	Syracuse - Gm 1	*	2.0	1	0	0	2	1	-
4/30	at Ga. Tech - Gm 1	*	2.0	2	3	3	2	1	L
5/1	at Ga. Tech	*	1.1	1	0	0	1	1	-
5/2	at Ga. Tech	*	1.0	2	1	1	1	0	-

2020 Season

Date	Opponent	GS	IP	H	R	ER	BB	SO	DEC
2/7	at Charlotte	*	3.0	4	2	2	1	2	-
2/8	vs. App State	*	7.0	5	1	0	0	6	L
2/14	vs. UNCG	*	5.0	4	2	1	2	4	L
2/22	vs La Salle	*	5.0	4	2	0	2	9	W
2/23	vs Tennessee Tech	*	3.1	4	2	1	1	4	-
2/28	at Clemson	*	1.1	2	1	1	0	1	L
2/29	at Clemson	*	3.0	10	8	8	3	3	L
3/1	at Clemson	*	2.0	7	4	3	1	2	L
3/3	JMU	*	4.2	4	5	5	5	5	L
3/7	Virginia Tech	*	4.1	3	4	3	2	3	L
3/8	Virginia Tech	*	0.2	0	0	0	0	0	-
3/10	Bucknell	*	7.0	3	1	0	5	3	W



PITCHING CAREER LINES

19 - Mackenzie Wooten - RHP - Sr.

	ERA	W	L	APP	GS	CG	SHO	SV	IP	H	R	ER	BB	SO	2B	3B	HR	BF	BAVG	WP	HBP	BK	SFA	SHA
2020	5.13	2	0	15	2	0	0	1	28.2	29	21	21	11	19	2	1	4	133	.261	0	8	0	1	2
2021	5.35	1	2	22	0	0	0	1	34.0	48	35	26	21	19	6	6	3	170	.331	4	1	0	2	1
2022	2.63	4	2	21	1	0	0	1	42.2	48	17	16	15	19	14	1	1	188	.253	2	3	0	0	0
2023	2.10	0	0	3	0	0	0	0	3.1	3	1	1	1	2	0	0	0	15	.200	0	0	0	1	0
TOTAL	4.12	7	4	61	3	0	0	3	108.2	128	74	64	48	59	22	8	8	506	.253	6	12	0	4	3

SEASON HIGHS

IP	1.1	at Houston (2/09/23)
H	2	at Houston (2/09/23)
R	1	at Houston (2/09/23)
ER	1	at Houston (2/09/23)
BB	1	at Houston (2/09/23)
K	1	at Houston (2/09/23)

CAREER HIGHS

IP	4.2	3x-Last: vs. #2 FSU (4/2/22)
H	10	Georgetown (2/15/20)
R	6	Georgetown (2/15/20)
ER	6	Georgetown (2/15/20)
BB	3	3x - Last #2 FSU (4/2/22)
K	3	5x-Last: vs. UNC (2/13/22)

THE LAST TIME IN STARTS

Shutout.....	
Complete Game.....	
Worked 5+ inn.....	
5+ K's.....	
No Walks.....	Georgetown 2/15/20
No-hitter.....	
Perfect Game.....	

THE LAST TIME IN RELIEF

0 ER.....	vs. #13 Virginia Tech (4/06/23)
Worked 3+ inn.....	at Louisville (4/30/22)
5+ K's.....	
No Walks.....	vs. #13 Va. Tech (4/06/23)
Earned Save.....	vs. Pittsburgh (2/20/21)

2023 Season

Date	Opponent	GS	IP	H	R	ER	BB	SO	DEC
2/09	at Houston	1.1	2	1	1	1	1	1	-
2/28	vs. Radford	1.0	0	0	0	0	0	1	-
4/06	vs. #13 Virginia Tech	1.0	1	0	0	0	0	0	-

2022 Season

Date	Opponent	GS	IP	H	R	ER	BB	SO	DEC
2/10	at Charlotte	0.1	1	1	1	1	0	0	-
2/13	vs. N. Carolina	1.0	1	0	0	1	3	-	
2/18	vs. Sacred Heart	2.0	2	0	0	0	0	-	
2/19	vs. Sacred Heart	3.2	3	0	0	1	2	W	
2/25	vs. Towson	1.0	0	0	0	0	1	-	
2/26	vs. Towson	2.0	2	0	0	0	0	-	
2/27	at UNCG	0.0	1	2	2	1	0	-	
3/1	at Liberty	1.2	1	1	1	0	1	-	
3/5	vs. South Alabama	1.1	3	1	1	0	1	-	
3/15	North Dakota State	2.2	1	0	0	0	0	-	
3/26	at Boston College *	2.0	2	0	0	2	1	-	
3/29	Longwood	1.1	1	0	0	1	2	-	
4/2	#2 Florida State	4.2	3	2	1	3	1	-	
4/6	JMU	2.2	3	0	0	1	1	W	
4/9	#13 Duke - Gm 2	1.1	2	0	0	1	0	-	
4/14	at #2 Va. Tech	0.1	3	2	2	0	0	-	
4/24	Pittsburgh	3.2	2	1	1	2	2	W	
4/30	at Louisville	4.0	5	1	1	1	2	W	
5/1	at Louisville	3.0	2	3	3	1	0	L	
5/22	vs. Bowling Green	1.0	3	2	2	0	1	-	
5/25	at Kansas	3.0	7	1	1	0	1	-	

2021 Season

Date	Opponent	GS	IP	H	R	ER	BB	SO	DEC
2/13	vs. S. Alabama	1.2	4	1	1	1	0	0	-
2/20	vs. Louisville	1.0	2	0	0	1	2	-	
2/20	vs. Pittsburgh	0.2	0	0	0	0	0	1	S, 1
2/21	vs. Louisville	1.0	0	0	0	0	0	1	-
2/21	vs. Pittsburgh	1.2	0	0	0	0	0	1	W
2/27	JMU	2.1	2	1	1	3	1	-	
2/28	G. Washington	4.1	2	0	0	1	3	-	
3/6	Clemson	1.0	2	4	4	2	0	L	
3/7	Clemson	1.0	1	2	0	1	0	-	
3/13	at #13 Duke	0.2	2	3	3	2	0	-	
3/14	at #13 Duke	1.0	1	0	0	1	0	-	
3/24	at #19 Va. Tech	1.0	2	2	1	0	2	-	
3/30	#19 Va Tech	0.0	4	3	3	0	0	-	
4/2	Boston College	2.2	3	3	1	1	3	L	
4/6	Liberty	0.2	2	3	3	2	0	-	
4/10	at UNC	3.1	6	3	3	1	2	-	
4/11	at UNC - Gm 1	0.2	2	3	1	1	0	-	
4/23	Syracuse - Game 1	2.1	2	0	0	1	2	-	
4/25	Syracuse	3.0	0	0	0	0	1	-	
4/30	at Ga. Tech - Gm 1	2.0	6	3	3	0	0	-	
5/1	at Ga. Tech	1.1	2	3	1	3	0	-	
5/2	at Ga. Tech	0.2	1	1	1	1	0	-	

2020 Season

Date	Opponent	GS	IP	H	R	ER	BB	SO	DEC
2/7	at Charlotte	4.2	2	0	0	1	3	W	
2/9	vs App State	* 0.0	3	4	4	0	0	-	
2/14	vs UNCG	1.0	0	0	0	1	1	-	
2/14	at Winthrop	1.1	0	0	0	0	1	-	
2/15	vs Holy Cross	2.0	1	0	0	0	1	-	
2/15	vs Georgetown *	4.2	10	6	6	0	3	-	
2/16	vs Boston	0.1	0	0	0	0	0	-	
2/21	vs Maine	2.0	0	0	0	1	2	W	
2/23	vs Tennessee Tech	1.0	0	0	0	0	0	-	
2/28	at Clemson	2.0	3	3	3	4	3	-	
3/1	at Clemson	3.0	5	4	4	1	2	-	
3/6	Virginia Tech	2.2	2	2	2	1	1	-	
3/8	Virginia Tech	0.2	1	2	2	0	0	-	
3/10	Bucknell	1.0	0	0	0	0	1	S, 1	



PITCHING CAREER LINES

25 - Mikayla Houge - RHP - Jr.

	ERA	W	L	APP	GS	CG	SHO	SV	IP	H	R	ER	BB	SO	2B	3B	HR	BF	BAVG	WP	HBP	BK	SFA	SHA
2021	3.42	5	11	26	20	2	1	3	102.1	100	61	50	27	56	22	5	11	446	.251	14	8	0	5	7
2022	3.73	9	6	29	15	2	0	2	97.2	94	55	52	25	45	16	4	14	419	.237	7	4	0	1	4
2023	2.33	0	0	2	0	0	0	0	3.0	3	1	1	0	4	0	0	0	11	.273	0	0	0	0	0
TOTAL	3.55	14	17	59	35	4	1	5	203.0	197	117	103	52	105	38	9	25	876	.248	21	12	0	6	11

SEASON HIGHS

IP	2.0	at Maryland (2/18)
H	3	at Maryland (2/18)
R	1	at Maryland (2/18)
ER	1	at Maryland (2/18)
BB	-	
K	3	vs. Howard (2/26)

CAREER HIGHS

IP	7.0	3x-Last: vs. GW (2/12)
H	7	3x-MR: at Tennessee (3/6)
R	5	4x-MR: at Tennessee (3/6)
ER	5	2x-MR: at Tennessee (3/6)
BB	3	3x-Last: Bo. College (4/2)
K	12	vs. Pittsburgh (2/20)

THE LAST TIME IN STARTS

0 ER	2/26/22 vs. Loyola
Shutout	2/26/22 vs. Loyola
Complete Game	3/26/22 at BC
Worked 5+ inn	3/26/22 at BC
5+ K's	2/26 vs. Loyola
No Walks	3/11 Notre Dame
No-hitter	
Perfect Game	

THE LAST TIME IN RELIEF

0 ER	vs. Howard (2/26)
Worked 3+ inn	4/29/22 at Louisville
5+ K's	
No Walks	vs. Howard (2/26)
Earned Save	4/30/22 at Louisville

2023 Season

Date	Opponent	GS	IP	H	R	ER	BB	SO	DEC
2/18	vs. #23 Maryland	2.0	3	1	1	1	0	1	-
2/26	vs. Howard	1.0	0	0	0	0	0	3	-

2022 Season

Date	Opponent	GS	IP	H	R	ER	BB	SO	DEC
2/10	at Charlotte	0.2	2	1	1	1	0	0	-
2/11	vs. Lipscomb	1.2	2	0	0	0	0	1	S, 1
2/11	at South Carolina	1.1	1	1	1	1	0	3	-
2/12	vs. G. Washington	* 7.0	5	1	1	1	0	2	W
2/18	vs. Sacred Heart	2.2	0	0	0	0	0	0	-
2/18	at Charleston So.	* 7.0	3	1	1	1	0	2	W
2/19	vs. Sacred Heart	* 3.1	5	4	4	4	2	2	-
2/20	vs. Sacred Heart	2.1	0	0	0	0	0	0	W
2/25	vs. Towson	* 4.0	6	2	2	2	0	5	W
2/26	vs. Loyola-Chicago	* 6.0	2	0	0	0	2	5	W
2/27	at UNCG	* 2.1	4	3	3	0	1	1	L
3/1	at Liberty	3.0	5	3	3	1	1	1	L
3/4	vs. South Alabama	* 5.1	4	4	4	2	2	-	
3/5	vs. South Alabama	* 5.2	3	2	2	1	2	W	
3/6	at #18 Tennessee	* 3.2	7	5	5	1	2	L	
3/8	Maryland	2.0	1	0	0	1	0	-	
3/11	#24 Notre Dame	* 5.2	6	3	2	0	0	-	
3/13	#24 Notre Dame	* 0.1	2	2	2	1	1	-	
3/15	North Dakota State	* 3.1	3	2	2	1	0	L	
3/19	at NC State	3.1	1	0	0	2	2	W	
3/20	at NC State	1.0	0	0	0	1	2	-	
3/22	Liberty	3.1	2	2	1	2	2	-	
3/25	at Boston College	6.0	5	2	1	0	2	W	
3/26	at Boston College	* 5.0	9	4	4	2	3	W	
4/23	Pittsburgh	1.0	2	1	1	1	0	-	
4/24	Pittsburgh	0.1	1	0	0	0	0	-	
4/29	at Louisville	3.0	1	2	2	2	2	L	
4/30	at Louisville	1.2	1	0	0	0	0	S, 2	
5/1	at Louisville	* 0.2	3	3	3	1	0	-	
5/24	vs. Central Ark.	* 3.2	5	4	4	2	2	-	

2021 Season

Date	Opponent	GS	IP	H	R	ER	BB	SO	DEC
2/13	vs. S. Alabama	* 3.0	5	2	2	0	3	-	
2/20	vs. Pittsburgh	* 6.1	5	2	2	1	12	W	
2/21	vs. Louisville	1.1	1	1	1	0	1	-	
2/27	JMU	* 3.2	4	3	2	3	1	L	
2/28	G. Washington	* 7.0	3	1	1	0	3	W	
3/6	Clemson	* 4.1	2	1	1	2	3	-	
3/7	Clemson	* 2.1	4	3	3	0	1	L	
3/12	at #13 Duke	* 5.2	4	3	2	3	3	L	
3/14	at #13 Duke	* 3.0	4	4	4	2	0	L	
3/20	NC State	* 3.1	5	4	3	2	1	-	
3/21	NC State	1.2	0	0	0	0	3	S, 1	
3/24	at #19 Va. Tech	* 4.0	5	3	3	0	0	L	
4/1	Bo. College - Gm 1	3.0	0	0	0	0	2	S, 2	
4/2	Boston College	* 3.0	3	0	0	3	3	-	
4/3	Boston College	5.2	3	0	0	2	2	W	
4/6	Liberty	1.0	0	0	0	0	1	-	
4/9	at UNC	* 5.2	5	4	2	0	1	-	
4/11	at UNC - Gm 2	* 5.2	7	5	3	1	1	-	
4/17	at Notre Dame Gm 1	* 4.0	6	5	5	1	1	L	
4/18	at Notre Dame	4.1	5	5	4	2	2	L	
4/20	Radford	1.1	1	0	0	0	1	S, 3	
4/21	at Liberty	* 4.2	7	3	3	2	1	L	
4/23	Syracuse - Game 2	* 4.0	4	4	1	0	3	L	
4/24	Syracuse	* 7.0	4	0	0	0	3	W	
4/30	at Ga. Tech - Gm 2	* 4.0	6	4	4	1	3	L	
5/2	at Ga. Tech	* 3.1	6	4	3	2	1	L	



PITCHING CAREER LINES

26 - Savannah Henley - LHP - Jr.

	ERA	W	L	APP	GS	CG	SHO	SV	IP	H	R	ER	BB	SO	2B	3B	HR	BF	BAVG	WP	HBP	BK	SFA	SHA
2021	3.18	5	7	24	11	4	1	0	72.2	73	47	33	37	56	15	2	4	338	.263	8	8	0	1	10
2022	5.14	6	7	19	8	0	0	0	49.0	61	43	36	28	38	15	5	5	235	.305	5	5	0	2	2
2023	2.88	0	0	11	1	0	0	1	17.0	18	7	7	8	21	2	0	3	76	.237	2	1	0	0	0
TOTAL	3.84	11	14	52	20	4	1	1	138.2	152	97	76	73	115	32	7	12	649	.234	15	12	0	3	12

SEASON HIGHS

IP	3.1	at Clemson (3/18)
H	4	2xMR vs. #13 Va. Tech (4/08)
R	2	2xMR at Pittsburgh (3/26)
ER	2	2xMR at Pittsburgh

CAREER HIGHS

IP	7.0	3x-Last: vs. IU (4/10/21)
H	7	3x-MR at Tenn (3/4/22)
R	6	at Iowa (2/28/21)
ER	5	3x, MR vs. #2 FSU (4/2/22)
BB	5	2x-Mr: at USC (2/11/22)
K	13	at Minnesota (4/3/21)

THE LAST TIME IN STARTS

0 ER.....	4/9/21	at Indiana
Shutout.....	4/3/21	at Minnesota
Complete Game.....	4/10/21	at Indiana
Worked 5+ inn.....	2/13/22	vs. UNC
5+ K's.....	3/19/22	at NC State
No Walks.....	3/29/22	Longwood
No-hitter.....		
Perfect Game.....		

THE LAST TIME IN RELIEF

0 ER.....	vs. Hofstra (3/21/23)
Worked 3+ inn.....	at Clemson (3/18/23)
5+ K's.....	at Clemson (3/18/23)
No Walks.....	vs. Hofstra (3/21/23)
Earned Save.....	vs. Hofstra (3/21/23)

2023 Season

Date	Opponent	GS	IP	H	R	ER	BB	SO	DEC
2/09	at Houston	1.0	1	0	0	0	3	1	-
2/10	at Sam Houston	0.1	0	0	0	0	0	0	-
2/18	vs. #23 Maryland	1.0	2	2	2	0	2	-	-
2/28	vs. Radford	2.0	0	0	0	0	3	-	-
3/07	at Liberty	1.0	0	0	0	0	3	-	-
3/11	vs. Georgia Tech	1.0	3	0	0	0	0	-	-
3/18	at Clemson	3.1	1	1	1	2	6	-	-
3/21	vs. Hofstra	1.1	0	0	0	0	2	-	-
3/26	at Pittsburgh *	1.0	3	2	2	1	1	-	-
4/06	vs. #13 Virginia Tech	2.2	4	1	1	1	2	-	-
4/08	vs. #13 Virginia Tech	2.1	4	1	1	1	1	-	-

2021 Season

Date	Opponent	GS	IP	H	R	ER	BB	SO	DEC
2/26	vs. Michigan	*	7.0	5	4	0	5	1	L
2/27	vs. Penn State		0.2	3	2	2	1	1	-
2/28	vs. Rutgers	*	0.2	1	1	0	3	1	-
3/11	vs. Maryland		1.1	1	0	0	0	2	-
3/12	vs. Maryland	*	3.0	3	3	3	0	1	L
3/13	vs. Nebraska		1.1	5	3	3	0	1	-
3/27	Iowa		5.1	3	2	1	2	5	-
3/28	Iowa	*	3.2	7	6	1	2	2	L
4/3	at Minnesota	*	7.0	1	0	0	4	13	W
4/4	at Minnesota		1.0	1	0	0	0	2	-
4/9	Indiana	*	2.1	1	0	0	2	4	-
4/10	Indiana	*	7.0	6	4	4	1	3	L
4/17	at Illinois	*	6.0	5	4	3	2	4	L
4/23	at Michigan State		2.2	4	2	2	0	3	-
4/23	at Michigan State		2.2	5	2	2	1	0	W
4/24	at Michigan State		6.0	3	2	0	2	7	W
4/25	at Michigan State		4.0	5	1	1	1	5	L
4/30	Ohio State	*	1.2	1	4	4	4	0	L
5/1	Ohio State		1.2	1	0	0	2	0	-
5/2	Ohio State	*	4.1	7	2	2	1	2	W
5/7	Northwestern	*	1.2	3	3	3	2	0	-
5/14	at Wisconsin		1.2	4	2	2	0	0	-

2022 Season

Date	Opponent	GS	IP	H	R	ER	BB	SO	DEC
2/10	at Charlotte	*	1.0	4	5	5	3	1	L
2/11	at South Carolina	*	4.2	6	2	2	5	6	L
2/13	vs. North Carolina	*	5.0	5	3	3	0	3	L
2/18	vs. Sacred Heart	*	2.1	5	5	3	1	2	L
2/19	at Charleston So.		2.1	0	0	0	1	1	-
2/25	vs. Bucknell		3.2	2	0	0	1	1	W
2/26	vs. Towson		2.0	2	2	2	1	2	W
2/27	at UNCG		1.0	2	1	1	0	1	-
3/4	vs. South Alabama		1.2	2	0	0	0	2	-W
3/4	at #18 Tennessee		2.2	7	5	5	1	2	L
3/8	Maryland	*	3.0	2	2	1	2	1	W
3/11	#24 Notre Dame		1.1	1	2	0	3	0	W
3/19	at NC State	*	3.1	2	2	1	5	5	-
3/22	Liberty		3.0	3	1	1	0	2	-
3/26	at Boston College		3.2	4	2	2	2	1	-
3/29	Longwood	*	2.0	3	2	2	0	1	L
4/2	#2 Florida State	*	1.1	4	5	5	2	1	L
4/9	#13 Duke - Gm 1		2.2	3	3	1	2	3	-
5/24	vs. Central Ark.		2.1	3	1	1	1	1	-



VIRGINIA IN THE POSTSEASON

ACC Tournament

1992	Tallahassee, Fla.
#3 Virginia vs. #2 North Carolina	L, 0-2
#3 Virginia vs. #4 Georgia Tech	W, 10-3
#3 Virginia vs. #2 North Carolina	W, 3-1
#3 Virginia vs. #1 Florida State	L, 1-11

1993	Tallahassee, Fla.
#3 Virginia vs. #2 North Carolina	W, 1-0
#3 Virginia vs. #1 Florida State	W, 1-0
#3 Virginia vs. #1 Florida State	L, 0-2
#3 Virginia vs. #1 Florida State	L, 2-4 ^T

1994	Tallahassee, Fla.
#2 Virginia vs. #3 North Carolina	W, 2-1 (12)
#2 Virginia vs. #1 Florida State	W, 2-0
#2 Virginia vs. #1 Florida State	L, 0-1
#2 Virginia vs. #1 Florida State	W, 3-0 ^T

1995	Tallahassee, Fla.
#3 Virginia vs. #2 Georgia Tech	L, 1-3
#3 Virginia vs. #5 Maryland	W, 8-0
#3 Virginia vs. #4 North Carolina	W, 5-4
#3 Virginia vs. #2 Georgia Tech	L, 7-4

1996	Raleigh, N.C.
#4 Virginia vs. #5 Maryland	L, 0-1
#4 Virginia vs. #3 Georgia Tech	W, 3-2
#4 Virginia vs. #1 North Carolina	L, 0-8

1997	Marietta, Ga.
#2 Virginia vs. #3 Maryland	L, 3-4
#2 Virginia vs. #4 Georgia Tech	L, 2-7

1998	Tallahassee, Fla.
#4 Virginia vs. #5 Georgia Tech	W, 3-1
#4 Virginia vs. #1 North Carolina	W, 2-1
#4 Virginia vs. #2 Florida State	L, 0-10
#4 Virginia vs. #1 North Carolina	W, 6-0
#4 Virginia vs. #2 Florida State	L, 1-2 ^T

1999	Tallahassee, Fla.
#4 Virginia vs. #5 Georgia Tech	W, 4-0
#4 Virginia vs. #1 Maryland	W, 1-0
#4 Virginia vs. #2 Florida State	L, 1-0
#4 Virginia vs. #1 Maryland	W, 3-1
#4 Virginia vs. #2 Florida State	L, 0-3 ^T

2000	Tallahassee, Fla.
#4 Virginia vs. #5 Georgia Tech	W, 7-6
#4 Virginia vs. #1 North Carolina	W, 3-1
#4 Virginia vs. #3 Florida State	W, 4-2
#4 Virginia vs. #3 Florida State	L, 1-3
#4 Virginia vs. #3 Florida State	L, 0-2 ^T

2001	Raleigh, N.C.
#3 Virginia vs. #2 North Carolina	L, 3-7
#3 Virginia vs. #4 Georgia Tech	W, 3-2
#3 Virginia vs. #5 Maryland	L, 1-3

2002	Tallahassee, Fla.
#5 Virginia vs. #4 North Carolina	L, 0-6
#5 Virginia vs. #3 Maryland	W, 4-1
#5 Virginia vs. #4 North Carolina	L, 1-2

2003	Tallahassee, Fla.
#4 Virginia vs. #5 Maryland	W, 4-0
#4 Virginia vs. #1 Florida State	L, 1-10
#4 Virginia vs. #5 Maryland	W, 6-3
#4 Virginia vs. #3 Georgia Tech	W, 4-3
#4 Virginia vs. #1 Florida State	L, 2-10 ^T

2004	Tallahassee, Fla.
#3 Virginia vs. #6 Maryland	L, 3-5
#3 Virginia vs. #4 Georgia Tech	L, 1-4

2005	College Park, Md.
#3 Virginia vs. #6 Maryland	W, 5-4
#3 Virginia vs. #7 Virginia Tech	W, 2-1
#3 Virginia vs. #1 Georgia Tech	L, 0-3
#3 Virginia vs. #7 Virginia Tech	L, 1-2

2006	Chapel Hill, N.C.
#6 Virginia vs. #3 Virginia Tech	W, 3-0
#6 Virginia vs. #2 North Carolina	L, 0-1
#6 Virginia vs. #4 Georgia Tech	L, 2-11 (5)

2007	Tallahassee, Fla.
#8 Virginia vs. #1 Virginia Tech	L, 1-4
#8 Virginia vs. #5 North Carolina	L, 0-8 (5)

2008	College Park, Md.
#8 Virginia vs. #1 North Carolina	L, 0-6
#8 Virginia vs. #4 Georgia Tech	L, 3-5

2009	Raleigh, N.C.
#8 Virginia vs. #1 Georgia Tech	L, 0-7

2010	Blacksburg, Va.
#2 Virginia vs. #7 Virginia Tech	L, 0-1 (8)

2011	Atlanta, Ga.
#8 Virginia vs. #1 Georgia Tech	W, 6-0
#8 Virginia vs. #4 Florida State	L, 5-12

2012	Chapel Hill, N.C.
#6 Virginia vs. #3 Georgia Tech	L, 4-6

2013	Tallahassee, Fla.
#7 Virginia vs. #2 NC State	L, 0-7

2017	Chapel Hill, N.C.
#8 Virginia vs. #1 Florida State	L, 0-16 (5)

2019	Tallahassee, Fla.
#10 Virginia vs. #7 Georgia Tech	L, 0-8 (5)

2022	Pittsburgh, Pa.
#6 Virginia vs. #7 Florida State	L, 3-5

^T ACC Championship Game

ACC Tournament was double-elimination from 1992-2008; moved to single-elimination in 2009

Record vs. Opponents in ACC Tourney

NCAA Tournament

2010	Knoxville, Tenn.
Virginia vs. Louisville	W, 1-0
Virginia vs. Tennessee	L, 2-11
Virginia vs. Louisville	L, 4-7

Postseason Record vs. Opponents

Boston College	0-0
Bowling Green*	1-0
Central Arkansas*	0-1
Florida State	4-15
Georgia Tech	8-9
Kansas*	0-1
Louisville**	1-1
North Carolina	7-8
N.C. State	0-1
Notre Dame	0-0
Pittsburgh	0-0
Syracuse	0-0
Tennessee	0-1
Virginia Tech	2-3
Maryland	7-4

ACC Tournament Record	28-41 (.406)
NCAA Tournament Record	1-2 (.333)
Virginia Postseason Record	30-45 (.400)

**NCAA Tournament Games

*NISC Games

ACC Tournament Record By Seed

No. 1	0-0
No. 2 (1994,1997, 2010)	3-4
No. 3 (1992, 1993, 1995, 2001, 2004, 2005)	9-12
No. 4 (1996, 1998, 1999, 2000, 2003)	13-10
No. 5 (2002)	1-2
No. 6 (2006, 2012, 2022)	1-4
No. 7 (2013)	0-1
No. 8 (2007, 2008, 2009, 2011, 2017)	1-7
No. 9	0-0
No. 10 (2019)	0-1

*Virginia is the only No. 8 seed to defeat the No. 1 seed in the ACC Tournament (2011)



THE LAST TIME

A UVA BATTER(S) HAD

Pinch Hit Home Run	Tori Gilbert, Shelby Barbee vs. #13 Virginia Tech, 4/6/23
Pinch Hit Grand Slam	never
Leadoff Home Run	Jade Hylton vs. #13 Virginia Tech, 4/6/23
Back-to-Back Home Runs	Gabby Baylog, Jade Hylton at Pittsburgh, 3/26/23
	Tori Gilbert, Abby Weaver at Pittsburgh, 3/26/23
Back-to-Back-to-Back Home Runs	Katie Goldberg, Tori Gilbert, Gabby Baylog vs. South Alabama, 3/5/22
Inside the Park HR	Abigail Barber vs. Hampton, 4/30/19
Two Home Run Game	Katie Goldberg vs. Bowling Green, 5/22/22
Three Home Run Game	Sarah Tacke vs Boston College, 4/24/10
Grand Slam	Jade Hylton vs. George Washington, 2/26/23
Walk-Off Home Run	Reece Holbrook vs. Radford, 2/28/23
Walk-Off Hit (non-run rule)	Kailyn Jones vs. North Carolina, 4/1/23
Pinch Hit Walk-Off	Kailyn Jones vs. North Carolina, 4/1/23
Walk-Off Sac Fly	unknown
Walk-Off BB	unknown
Walk-Off WP	unknown
Walk-off Error	vs. #13 Virginia Tech, 4/7/23
Four-Hit Game	Lacy Smith at Georgia Tech, 3/17/19
Three-Double Game	McKall Miller vs. Oregon, 2/9/17
Two-Triple Game	Megan Harris vs. George Mason, 3/11/15
Four-Run Game	Allison Davis vs. Georgia Tech, 3/10/18
Five-Run Game	Weezy Calderone vs. Coppin St., 3/30/96
Seven-RBI Game	Danni Ingraham at Louisville, 4/8/18
Six-RBI Game	Katie Goldberg vs. Bowling Green, 5/22/22
Five-RBI Game	Tori Gilbert at NC State, 4/26/19
Hit for the Cycle	never
Stole Three Bases	Kelly Ayer vs. Saint Francis, 3/5/23
Home Run in 3-Straight Games	Olivia Gott at Pitt, 4/20-4/23/18
Home Run in 5-Straight Games	Allison Davis, 3/3-3/6/18
Hit by a pitch twice in one inning	Unknown

A UVA PITCHER HAD

A Complete Game	Eden Bigham vs. Liberty, 4/11/23
At Home	JEden Bigham vs. Liberty, 4/11/23
On Road	Eden Bigham at Pittsburgh, 3/24/23
Neutral Site	Molly Grube vs. Minnesota, 2/18/23
By a Freshman	Eden Bigham vs. Liberty, 4/11/23
Consecutive Complete Games	Aly Rayle at No. 20 JMU, 4/23/19
	at NC State, 4/26/19
A Shutout	Eden Bigham vs. Liberty, 4/11/23
At Home	Eden Bigham vs. Liberty, 4/11/23
On Road	Eden Bigham at Pittsburgh, 3/24/23
Neutral Site	Molly Grube vs. Minnesota, 2/18/23
By a Freshman	Eden Bigham vs. Liberty, 4/11/23
Consecutive Shutouts	Melanie Mitchell vs. Drexel (2/12/11) and Kent State (2/18/11)
10 Innings Pitched	Michelle Collins vs. UNC (12 inn.), 4/22/94
19-Strikeout Game	Michelle Collins vs. George Mason, 4/5/94
17-Strikeout Game	Melanie Mitchell at Liberty, 5/3/11
16-Strikeout Game	Melanie Mitchell vs. George Washington, 3/20/13
15-Strikeout Game	Melanie Mitchell vs. Liberty, 4/25/12
14-Strikeout Game	Erin Horn vs. JMU, 4/12/06
13-Strikeout Game	Melanie Mitchell vs. Boston College, 3/30/13
12-Strikeout Game	Mikayla Houge vs. Pitt, 2/20/21
11-Strikeout Game	Mikayla Houge vs. Pitt, 2/20/21
10-Strikeout Game	Jenny Bressler vs. North Carolina, 4/1/23
4 HBP in a Game	Eden Bigham vs. North Carolina, 4/2/23
Perfect Game	Michelle Collins vs. Coastal Carolina, 4/8/94
Solo No-Hitter	Eden Bigham vs. Lamar, 2/9/23
One-Hitter	Eden Bigham vs. Hofstra, 3/21/23
Two-Hitter	Molly Grube at #4 Clemson, 3/18/23
Combined No-Hitter	Alex Formby and Andie Formby vs. Virginia Tech, 4/8/15
Combined One-Hitter	Aly Rayle, Mikayla Houge and Madi Harris at NC State, 3/20/22

UVA AS A TEAM

Won in Extra Innings	6-5 vs. #13 Virginia Tech, 4/7/23
Lost in Extra Innings	8-9 vs. #13 Virginia Tech, 4/6/23
Back-to-Back Walk-Offs	vs. Howard, George Washington, 2/26/23
Shutout an Opponent	1-0 vs. North Carolina, 4/1/23
At Home	1-0 vs. North Carolina, 4/1/23
On Road	9-0 at Pittsburgh, 3/24/23
On Neutral Field	3-0 vs. Minnesota, 2/18/23
Back-to-Back Shutouts	3-0 & 1-0, vs. North Carolina, 3/31/ - 4/1/23
Scored 20 Runs in a Game	21, vs. UMBC, 3/6/93
At Home	21, vs. UMBC, 3/6/93
On Road	22, at Ferrum, 4/1/81
Scored 10 Runs in an Inning	never
20 Hits in a Game	21, vs. UMBC, 3/6/91
5 Home Runs in a Game	5, at Pitt, 3/26/23
3 Home Runs in an Inning	3rd vs. South Alabama, 3/5/22
Hit for the Home Run Cycle	Never
Drew 10+ Walks	14, vs. UMES, 2/24/23
Left 10-14 Runners on Base	12, UMES, 2/24/23
Left 15 Runners on Base	16, vs. Bethune-Cookman, 2/8/19
Turned a Triple Play	vs. North Carolina, 4/3/1998
Hit Into a Triple Play	Lori Reese (SS) to Amy Peay (1B)
Longest Winning Streak	F9-5-4 TP vs. Pitt, 3/10/19
Won Against a Ranked Opponent at Home	25 games, 3/19-4/17/88
Won Against a Ranked Opponent on the Road	6-5, vs. #13 Virginia Tech, 4/7/23
Won Against a Ranked Opponent at Neutral Site	5-3, at #2 Virginia Tech, 4/15/22
Lost to a Ranked Opponent	2-1, vs. #2 Arizona, 3/21/10
Defeated a No. 1 Ranked Opponent	0-7 vs. #13 Virginia Tech, 4/8/23
Swept a No. 1 Ranked Opponent	Never
Swept a Ranked Opponent, 3 Games	Never
Swept a Ranked Opponent on the Road	Never
Swept a Ranked Opponent at Home	Never
Won Series vs. Ranked Opponent	#24 Notre Dame, 2022
Swept by a Ranked Opponent	at #14 Clemson, 2023
Swept a Conference Opponent	at Pittsburgh, March 24-26, 2023
Swept a Conference Opponent at Home	Pittsburgh, April 22-24, 2022
Swept a Conference Opponent on the Road	at Pittsburgh, March 24-26, 2023
Rallied from a Five-Run Deficit	Down 5 vs. App State, 2/9/20
Committed Six or More Errors	6, vs. JMU, 3/3/20
Did Not Commit an Error in 5-Straight Games	7 games, 4/29/12-2/15/13
A UVA OPPONENT	
Shutout UVA	0-7 vs. #13 Virginia Tech, 4/8/23
Shutout UVA in Two-Straight Games	0-1, 0-2 at #4 Clemson, 3/18-19/23
Hit a Grand Slam	Tricia Awald - Georgia Tech, 4/30/21
Threw a No-Hitter	Keely Rochard - Virginia Tech, 3/8/20
Threw a One-Hitter	Alexa Romero - Syracuse, 4/25/21
Hit Three HR in a Game	Caitlin Jordan - Georgia Tech, 4/23/11
Hit an Inside-the-Park HR	JoJo McRae - Maryland, 3/19/19
Hit for The Cycle	Never
Scored 10 Runs in an Inning	Georgia Tech (5th inn.), 3/10/18
Had a Pinch-Hit HR	Sydney Lewis, #23 Maryland, 2/18/23
Threw a CG	Paige Bachman - Liberty, 4/11/23
Threw a Shutout	Emma Lemley - #13 Virginia Tech, 4/8/23
Had 10+ Strikeouts	12 - Keely Rochard - #2 Virginia Tech, 4/14/22
Had 15+ Strikeouts	Danielle Spaulding - UNC, 4/11/09
Walk-Off Home Run	Valerie Cagle - Clemson, 2/29/20
Walk-Off Wild Pitch	Notre Dame - 4/17/21
Walk-Off Walk	Lipscomb, 2/16/18



SINGLE GAME RECORDS

TEAM		INDIVIDUAL	
Offense		Offense	
At-Bats	46 vs. Pitt (2/28/15)	At-Bats:	6 (Many times)
Runs	27 vs. Coppin State (3/30/96) vs. Lynchburg (1980)	Runs:	5 Weezy Calderone vs. Coppin St. (3/30/96)
Hits	21 vs. UMBC (3/6/93)	Hits:	4 (many times – last 5 times listed)
Doubles	7 vs. Delaware State (3/21/15)		Lacy Smith at Georgia Tech, 3/17/19
Triples	5 vs. UMBC (3/6/93)		Lacy Smith vs. Northern Kentucky, 2/15/19
Home Runs	5 at Boston College (4/24/10) at Elon (2/19/17) vs. Georgetown (4/18/17) vs. UMBC (3/3/18) at Pitt (3/26/23)	Doubles:	3 (4 times)
			McKall Miller vs. Oregon (2/9/17)
Total Bases	36 vs. UMBC (3/6/93)		Brooke Sorber vs. BC (3/31/07)
Runs Batted In	19 vs. UMBC (3/6/93)		Ruby Rojas vs. Bowling Green (3/16/03)
Walks	14 vs. UMES (2/24/23)	Triples:	2 (7 times - last 5 times listed)
Hit By Pitches	6 vs. Colgate (2/25/12)		Megan Harris vs. George Mason (3/11/15)
Stolen Bases	10 vs. Howard (2/26/23)		Gianna Cipolloni vs. UC Davis (3/15/12)
Sacrifice Hits	7 vs. Portland St. (3/16/00)		Cynthia Javaras vs. Virginia Tech (4/16/11)
Sacrifice Flies	3 vs. GW (2/21/15)		Elea Crockett vs. NC State (4/24/04)
Strikeouts	18 vs. UNC (4/11/09) vs. Virginia Tech (3/18/06) vs. GW (3/20/13)	Home Runs:	3 Sarah Tacke vs. Boston College (4/24/10)
		Total Bases:	12 Sarah Tacke vs. Boston College (4/24/10)
		Runs Batted In:	7 Danni Ingraham at Louisville (4/8/18)
			Jamie Hahn vs. Coppin State (3/30/95)
Defense		Walks:	4 (3 times)
Putouts:	42 vs. UNC (4/1/87)		Allison Davis vs. George Mason (3/11/15)
Assists:	21 vs. NC State (3/28/04) at UNCW (3/6/16)	Hit By Pitches:	3 Kristen Hawkins vs. Colgate (2/25/12)
Errors:	8 vs. Delaware State (3/20/15)	Stolen Bases:	4 Kelly Ayer vs. Saint Francis (3/5/23)
		Sacrifice Hits:	3 Jody Smith vs. UNC (4/18/92)
			Iyana Hughes at UNCW (3/6/16)
Pitching		Sacrifice Flies:	2 Iyana Hughes vs. W. Michigan (2/10/17)
Innings Pitched:	14 vs. UNC (4/1/87)		Kaitlin Fitzgerald vs. GW (2/21/15)
Strikeouts:	19 vs. George Mason (4/5/94) vs. Davis & Elkins (4/12/89)	Hitting Streak:	16 Sara Larquier vs. St. Joseph's (3/3/06)
Walks	13 Syracuse (3/13/11) vs. Boston University (2/15/03) George Mason (3/27/14)		Lacy Smith (3/1-3/22/19)
Hits Allowed	22 vs. UNC (3/28/15)		
HR Allowed	7 vs. UNC (3/28/15)	Defense	
ER Allowed	24 vs. UNC (3/28/15)	Putouts:	21 Cristy Chiappe vs. Penn State (3/14/97)
Most Runs Allowed	24 vs. UNC (3/28/15)	Assists:	9 (4 times)
			Lauren Heintzelman vs. Radford (3/6/16)
			Marcy Bowdren vs. George Mason (3/27/14)
			Joanna Barstad vs. St. Mary's (3/13/02)
			Michelle Collins vs. Western Illinois (3/10/91)
		Errors:	4 (3 times)
			Allison Davis vs. Delaware State (3/20/15)
			Carly Winter vs. North Florida (2/29/08)
			Karen Sock vs. Florida State (3/14/92)
Misc. Team		Pitching	
Longest Game	14 innings vs. UNC (4/1/87)	Innings Pitched:	12 Michelle Collins vs. UNC (4/22/94)
Largest Margin of Victory	27 (27-0) vs. Lynchburg (1980)	Strikeouts:	19 Michelle Collins vs. Yale (3/14/94)
Largest Losing Margin	21 (3-24) vs. UNC (3/28/15)		Michelle Collins vs. George Mason (4/5/94)
Longest Win Streak	25 games 3/19-4/17/1988		Lisa Palmer vs. Davis & Elkins (4/12/89)
		Walks Allowed:	11 Jessica Edwards vs. Bowling Green (3/24/01)
		Runs Allowed:	16 Alex Formby vs. GW (2/21/15)
		Hits Allowed:	18 Aimee Chapdelaine vs. Syracuse (3/16/14)
			Allee Rife vs. Radford (3/24/08)
		ER Allowed:	14 Alex Formby vs. Syracuse (4/25/15)
			Aimee Chapdelaine vs. Syracuse (3/16/14)
		HR Allowed:	6 Alex Formby vs. Syracuse (4/25/15)



2023 STAT TRACKER

Multiple Hit Games	2	3	4	5+	Total
Jade Hylton	6	5	-	-	11
Katie Goldberg	6	3	-	-	9
Sarah Coon	7	-	-	-	7
Kelly Ayer	6	-	-	-	6
Leah Boggs	4	-	-	-	4
Kailyn Jones	3	1	-	-	4
Gabby Baylog	3	-	-	-	3
Tori Gilbert	3	-	-	-	3
Abby Weaver	2	-	-	-	2
MC Eaton	1	-	-	-	1
Lauren VanAssche	1	-	-	-	1
TEAM	42	9	0	0	51

Multiple RBI Games	2	3	4	5+	Total
MC Eaton	4	2	-	-	6
Tori Gilbert	5	1	-	-	6
Katie Goldberg	3	2	-	-	5
Jade Hylton	3	1	-	1	5
Kailyn Jones	3	2	-	-	5
Leah Boggs	3	1	-	-	4
Gabby Baylog	3	-	-	-	3
Sarah Coon	3	-	-	-	3
Abby Weaver	1	1	-	-	2
Shelby Barbee	1	-	-	-	1
Sydney Hartgrove	1	-	-	-	1
Lauren VanAssche	1	-	-	-	1
TEAM	30	11	0	1	42

Hitting Streaks	Longest	Current
Kelly Ayer	12	-
MC Eaton	6	-
Tori Gilbert	6	1
Sarah Coon	5	1
Katie Goldberg	5	-
Gabby Baylog	4	1
Leah Boggs	4	-
Reece Holbrook	4	1
Jade Hylton	4	1
Lauren VanAssche	4	-
Kailyn Jones	3	-
Abby Weaver	3	-
Shelby Barbee	2	-
Sydney Hartgrove	2	2
Kelsey Hackett	1	-

Reached Base Streaks	Longest	Current
Kelly Ayer	12	-
Sarah Coon	11	1
MC Eaton	9	-
Abby Weaver	8	-
Gabby Baylog	7	1
Leah Boggs	7	-
Tori Gilbert	7	1
Jade Hylton	7	5
Katie Goldberg	6	1
Sydney Hartgrove	5	5
Reece Holbrook	5	1
Kailyn Jones	5	-
Lauren VanAssche	5	-
Shelby Barbee	4	-
Kelsey Hackett	2	-
Kassidy Hudson	1	1

2023 HOME RUN TRACKER

No.	Name	Date	Opponent	On-Base	Inn	Outs	Count	Score	Final
1.	Jade Hylton	2/9	vs. Lamar	2	5th	1	2-2	3-0	5-0
2.	M.C. Eaton	2/9	vs. Lamar	1	5th	2	2-2	5-0	5-0
3.	M.C. Eaton	2/9*	at Houston	1	1st	2	0-2	2-0	14-7
4.	Abby Weaver	2/9*	at Houston	2	3rd	1	1-1	6-1	14-7
5.	Leah Boggs	2/9*	at Houston	1	3rd	2	2-1	8-1	14-7
6.	Sarah Coon	2/10	at Sam Houston	0	1st	2	0-1	1-0	3-0
7.	M.C. Eaton	2/11	vs. Lamar	1	6th	0	0-0	3-1	4-1
8.	Gabby Baylog	2/11	vs. Lamar	0	6th	2	1-0	4-1	4-1
9.	Tori Gilbert	2/11*	at Houston	0	5th	0	1-0	9-7	14-7
10.	M.C. Eaton	2/16	at UNCG	2	1st	0	3-1	3-0	6-2
11.	Sarah Coon	2/17	vs. Minnesota	0	9th	0	1-1	1-0	3-0
12.	Sarah Coon	2/18	vs. #23 Maryland	0	5th	2	2-1	2-3	4-6
13.	Jade Hylton	2/23	LONGWOOD	0	3rd	0	0-0	2-1	5-1
14.	Gabby Baylog	2/23	LONGWOOD	0	5th	2	3-2	5-1	5-1
15.	Jade Hylton	2/25	ST. JOHN'S	0	1st	0	0-1	1-0	8-0
16.	Sarah Coon	2/26	GEORGE WASHINGTON	1	1st	2	0-1	2-0	16-1
17.	Jade Hylton	2/26	GEORGE WASHINGTON	3	4th	2	0-0	14-1	16-1
18.	M.C. Eaton	2/26	GEORGE WASHINGTON	0	4th	1	2-1	16-1	16-1
19.	Jade Hylton	2/28	RADFORD-Game 1	0	1st	0	0-0	1-0	7-0
20.	Leah Boggs	2/28	RADFORD-Game 2	1	2nd	2	0-0	2-0	10-2
21.	Sarah Coon	2/28	RADFORD-Game 2	1	4th	2	2-1	7-2	10-2
22.	Tori Gilbert	2/28	RADFORD-Game 2	1	5th	0	1-0	9-2	10-2
23.	Reece Holbrook	2/28	RADFORD-Game 2	0	5th	0	0-0	10-2	10-2
24.	Abby Weaver	3/4	DePaul	0	3rd	0	1-1	3-0	9-1
25.	Jade Hylton	3/4	DePaul	0	5th	1	0-0	4-1	9-1
26.	Jade Hylton	3/5	Saint Francis	1	5th	2	2-1	3-0	5-2
27.	Kailyn Jones	3/7	at Liberty	1	2nd	2	3-1	2-2	2-6
28.	Tori Gilbert	3/11	GEORGIA TECH - Game 1	0	6th	1	1-1	2-4	2-5
29.	Tori Gilbert	3/11	GEORGIA TECH - Game 2	0	2nd	0	3-1	1-0	3-0
30.	Sarah Coon	3/21	HOFSTRA - Game 1	0	1st	1	3-2	1-0	2-0
31.	Tori Gilbert	3/24	at Pitt	1	1st	1	3-2	3-0	9-0
32.	Katie Goldberg	3/24	at Pitt	0	4th	0	1-0	7-0	9-0
33.	Katie Goldberg	3/26	at Pitt	1	1st	1	1-1	2-0	8-5
34.	Gabby Baylog	3/26	at Pitt	1	2nd	1	1-0	4-2	8-5
35.	Jade Hylton	3/26	at Pitt	0	2nd	1	0-0	5-2	8-5
36.	Tori Gilbert	3/26	at Pitt	1	5th	1	0-0	7-2	8-5
37.	Abby Weaver	3/26	at Pitt	1	5th	0	1-1	8-2	8-5
38.	Jade Hylton	4/6	#13 VIRGINIA TECH	0	1st	0	0-0	1-3	8-9
39.	Tori Gilbert	4/6	#13 VIRGINIA TECH	2	5th	1	0-2	5-5	8-9
40.	Shelby Barbee	4/6	#13 VIRGINIA TECH	2	8th	2	1-1	8-9	8-9
41.	Jade Hylton	4/11	LIBERTY	0	6th	1	1-0	1-0	3-0
42.	Tori Gilbert	4/11	LIBERTY	1	6th	2	0-2	3-0	3-0

* Game started 2/9 and completed 2/11 after lights went out at Houston and were unable to be restored



**2023 Virginia Softball
Overall Statistics for Virginia (as of Apr 12, 2023)
(All games Sorted by Batting avg)**



Record: 27-13 Home: 19-5 Away: 5-4 Neutral: 3-4 ACC: 7-8

Player	avg	gp-gs	ab	r	h	2b	3b	hr	rbi	tb	slg%	bb	hp	so	gdp	ob%	sf	sh	sb-att	po	a	e	fld%	
34 Kelly Ayer	.321	34-29	84	21	27	5	0	0	4	32	.381	13	0	7	0	.412	0	3	19-20	35	4	1	.975	
10 Jade Hylton	.321	40-40	131	28	42	5	3	10	24	83	.634	18	1	26	0	.404	1	0	20-22	65	57	3	.976	
27 Katie Goldberg	.298	40-40	114	15	34	9	1	2	18	51	.447	17	0	9	2	.389	0	1	0-0	49	59	4	.964	
30 Gabby Baylog	.268	39-35	82	21	22	3	1	3	13	36	.439	15	4	13	0	.402	1	3	11-11	184	5	2	.990	
7 Sarah Coon	.252	39-39	115	21	29	4	0	6	17	51	.443	10	6	22	0	.341	1	0	7-9	41	39	3	.964	

1 Kelsey Hackett	.500	10-0	2	3	1	0	0	0	1	1	.500	0	1	0	0	.667	0	0	2-2	0	0	1	.000	
32 Reece Holbrook	.286	22-3	21	7	6	1	0	1	3	10	.476	2	0	7	1	.348	0	0	0-0	1	2	0	1.000	
2 Kailyn Jones	.284	38-31	81	16	23	4	4	1	16	38	.469	7	0	14	0	.337	1	0	8-10	42	1	4	.915	
4 Tori Gilbert	.274	32-20	62	18	17	1	0	8	18	42	.677	11	2	19	1	.390	2	0	6-7	23	0	0	1.000	
28 Leah Boggs	.268	36-32	82	14	22	4	1	2	13	34	.415	6	2	13	0	.330	1	3	6-9	213	23	1	.996	
16 M.C. Eaton	.261	18-15	46	7	12	3	0	5	16	30	.652	2	0	8	1	.292	0	0	0-0	5	0	0	1.000	
11 Abby Weaver	.247	33-29	73	11	18	3	0	3	10	30	.411	16	2	7	0	.396	0	0	5-6	25	2	0	1.000	
20 Shelby Barbee	.235	15-4	17	3	4	1	0	1	5	8	.471	5	2	10	0	.440	1	0	0-0	12	2	0	1.000	
24 Sydney Hartgrove	.200	10-8	20	1	4	1	0	0	3	5	.250	1	1	4	0	.273	0	1	0-0	62	3	0	1.000	
12 Lauren VanAssche	.198	38-35	81	7	16	6	1	0	9	24	.296	5	0	17	0	.236	3	5	2-4	44	1	0	1.000	
8 Cassidy Hudson	.000	13-0	3	5	0	0	0	0	0	0	.000	1	0	1	0	.250	0	0	2-2	0	0	0	.000	
17 Molly Grube	.000	1-0	0	0	0	0	0	0	0	0	.000	0	0	0	0	.000	0	0	0-0	2	11	2	.867	
Totals	.273	40	1014	198	277	50	11	42	170	475	.468	129	21	177	5	.363	11	16	88-102	804	248	23	.979	
Opponents	.208	40	977	90	203	27	3	17	83	287	.294	104	17	279	6	.294	3	16	19-30	769	272	48	.956	

LOB - Team (224), Opp (223). DPs turned - Team (10), Opp (14).

(All games Sorted by Earned run avg)

Player	era	w-l	app	gs	cg	sho	sv	ip	h	r	er	bb	so	2b	3b	hr	b/avg	wp	hp	bks	sfa	sha
17 Molly Grube	1.56	7-6	15	14	2	1/1	0	62.2	42	18	14	20	40	4	1	3	.185	1	1	0	1	1
14 Eden Bigham	1.72	11-4	21	15	8	6/2	2	93.2	51	23	23	44	100	7	0	4	.160	2	9	0	0	10
6 Jenny Bressler	2.26	7-2	22	8	2	1/2	3	65.0	58	22	21	25	84	8	1	6	.239	2	2	0	0	4

13 Madison Harris	0.00	0-0	3	0	0	0/0	0	2.0	1	0	0	0	4	0	0	0	.143	0	2	0	0	0
19 Mackenzie Wooten	2.10	0-0	3	0	0	0/0	0	3.1	3	1	1	1	2	0	0	0	.231	0	0	0	1	0
25 Mikayla Houge	2.33	0-0	2	0	0	0/1	0	3.0	3	1	1	0	4	0	0	0	.273	0	0	0	0	0
26 Savannah Henley	2.88	0-0	11	1	0	0/2	1	17.0	18	7	7	8	21	2	0	3	.269	2	1	0	0	0
3 Courtney Layne	5.25	2-1	10	2	0	0/2	0	21.1	27	18	16	6	24	6	1	1	.297	1	2	0	1	1
Totals	2.17	27-13	40	40	12	12/4	6	268.0	203	90	83	104	279	27	3	17	.208	8	17	0	3	16
Opponents	4.29	13-27	40	40	14	4/0	3	256.1	277	198	157	129	177	50	11	42	.273	10	21	0	11	16

PB - Team (2), L. Boggs 2, Opp (7). Pickoffs - Team (2), L. Boggs 2, Opp (1).



2023 VIRGINIA CAVALIERS

No.	Name	Pos.	B/T	Ht.	Yr.	Hometown/High School (Previous)	PRONUNCIATION GUIDE
1	Kelsey Hackett	IF	R/R	5-4	Fr.	Appomattox, Va./Appomattox County	2 Kailyn Jones (KAY-lin)
2	Kailyn Jones	OF	L/R	5-3	So.	Grayson, Ga./Grayson	10 Jade Hylton (HILL-ton)
3	Courtney Layne	LHP	L/L	5-3	Fr.	Appomattox, Va./Appomattox County	12 Lauren VanAssche (van-ASH)
4	Tori Gilbert	OF	R/R	5-7	Gr.	Mechanicsville, Va./Powhatan	17 Molly Grube (Grewb)
5	Mikaila Fox	IF	R/R	5-8	Sr.	Ocean Springs, Miss./Ocean Springs	25 Mikayla Houge rhymes with Vogue
6	Jenny Bressler	RHP	R/R	5-4	Gr.	Canton/Mich./Plymouth (UNLV)	32 Kelly Ayer (AIR)
7	Sarah Coon	C/UT	R/R	5-5	So.	Elmira, N.Y./Elmira	
8	Kassidy Hudson	OF	L/L	5-9	Fr.	Chesapeake, Va./Hickory	
10	Jade Hylton	IF	R/R	5-5	Fr.	Martinsville, Va./Bassett	
11	Abby Weaver	IF	R/R	5-1	Jr.	Roanoke, Va./Cave Spring	
12	Lauren VanAssche	OF/IF	L/R	5-8	Jr.	Chesapeake, Va./Great Bridge	
13	Madison Harris	RHP	R/R	6-1	Jr.	Forest, Va./Brookville	
14	Eden Bigham	RHP	R/R	5-6	Fr.	Rustburg, Va./Rustburg	
16	MC Eaton	C/UT	R/R	5-9	Fr.	Charlotte, N.C./Charlotte Christian School	
17	Molly Grube	RHP	R/R	5-9	Sr.	Chesterfield, Va./Manchester	
19	Mackenzie Wooten	HP	R/R	5-8	Sr.	Windsor, Va./Isle of Wight	
20	Shelby Barbee	IF/C	R/R	5-9	So.	Oakboro, N.C./West Stanly	
25	Mikayla Houge	RHP	R/R	5-6	Jr.	Collins, Iowa/Collins-Maxwell	
26	Savanah Henley	LHP	L/L	5-6	Jr.	Mechanicsville, Va./Mechanicsville	
27	Katie Goldberg	IF	R/R	5-8	Sr.	Atlanta, Ga./Marist School	
28	Leah Boggs	C/UT	R/R	5-7	Jr.	Mansfield, Ohio/Madison Comp.	
30	Gabby Baylog	UT	R/R	5-7	Sr.	Waxhaw, N.C./Coastal Carolina	
32	Reece Holbrook	IF	R/R	5-8	So.	Cumming, Ga./Wesleyan	
34	Kelly Ayer	UT	L/R	5-4	So.	Mechanicsville, Va./Atlee	

COACHING STAFF

Head Coach: Joanna Hardin (Biola University, 2005/seventh season)

Associate Head Coach: Mike Roberts (second season)

Assistant Coach: Jake Sidwell (Davidson, 2017/fourth season)

Volunteer Assistant Coach: Bella Norton (Indiana, 2021/first season)

Volunteer Video & Analytics: Nick Puglisi