

# VIRGINIA

## 2023-24 WOMEN'S BASKETBALL GAME NOTES

### GAME INFORMATION

**Tipoff:** Wednesday, Nov. 8, 2023 / 7 p.m.  
**Site:** Charlottesville, Va. / John Paul Jones Arena (14,623)  
**Watch:** ACC Network Extra (ACCNX)  
 - Jason Patterson & Mack McCarthy  
**Radio:** WINA 1070/98.9  
 - Luke Neer/Adam Hawes  
**Live Stats:** VirginiaSports.com  
**Twitter:** @UVAWomensHoops  
**Virginia vs. UMES:** UVA leads, 2-0  
**Charlottesville:** 2-0  
**Princess Anne:** 0-0; **Neutral:** 0-0  
**First Meeting:** Dec. 21, 2016  
**Last Meeting:** Dec. 17, 2023  
**Winning Streak:** 2, UVA

### 2023-24 SCHEDULE/RESULTS

**Overall: 0-0 ACC: 0-0**  
**Home: 0-0 Away: 0-0 Neutral: 0-0**

Date	Opponent	TV	Time/Result
Wed, Nov. 8	UMES	ACCNX	7 p.m.
Sun, Nov. 12	Campbell	ACCNX	2 p.m.
Wed, Nov. 15	William & Mary	ACCNX	7 p.m.
Sun, Nov. 19	Oklahoma	ACCN	2 p.m.
Fri, Nov. 24	# vs. Tulane	Flo (\$)	11 a.m.
Sat, Nov. 25	# vs. LSU	Flo (\$)	5 p.m.
Thu, Nov. 30	\$ Missouri	ACCN	5 p.m.
Sun, Dec. 3	at La Salle	ESPN+	1 p.m.
Wed, Dec. 6	Rider	ACCNX	7 p.m.
Sat, Dec. 16	Wofford	ACCNX	1 p.m.
Thu, Dec. 21	Fordham	ACCNX	6 p.m.
Sun, Dec. 31	* NC State	ACCN	6 p.m.
Thu, Jan. 4	* at Georgia Tech	ACCNX	7 p.m.
Sun, Jan. 7	* Duke	CW	12 p.m.
Thu, Jan. 11	* at NC State	ACCNX	7 p.m.
Sun, Jan. 14	* at North Carolina	ACCN	4 p.m.
Thu, Jan. 18	* Notre Dame	ACCNX	7 p.m.
Sun, Jan. 21	* at Florida State	ACCNX	2 p.m.
Thu, Jan. 25	* Pittsburgh	ACCNX	7 p.m.
Sun, Jan. 28	* North Carolina	CW	12 p.m.
Thu, Feb. 1	* at Virginia Tech	ACCN	6 p.m.
Sun, Feb. 4	* Clemson	ACCN	4 p.m.
Thu, Feb. 8	* at Boston College	ACCN	6 p.m.
Sun, Feb. 11	* at Wake Forest	ACCNX	2 p.m.
Sun, Feb. 18	* Syracuse	ACCN	2 p.m.
Thu, Feb. 22	* Miami	ACCNX	7 p.m.
Sun, Feb. 25	* at Louisville	CW	12 p.m.
Thu, Feb. 29	* at Duke	ACCNX	7 p.m.
Sun, March 3	* Virginia Tech	ACCN	6 p.m.
March 6-10	ACC Tournament	ACCN/ESPN/ESPN2	

**Bold** - Home games

All times are Eastern

\* - ACC regular-season game

# - Cayman Islands Classic (George Town, Grand Cayman)

\$ - ACC/SEC Challenge

% - ACC Tournament (Greensboro, N.C.)



### VIRGINIA CAVALIERS (0-0)

Head Coach: Amaka Agugua-Hamilton (Hofstra '05, VCU '07)  
 UVA: 15-15 (2nd season), Career: 89-30 (5th season)

VS.



### MARYLAND EASTERN SHORE HAWKS (0-0)

Head Coach: Fred Batchelor (Buffalo State)  
 Record at UMES: 223-310 (19th season), Career: 283-357 (23rd season)

#### FOR OPENERS

- Virginia begins its 51st season of women's basketball, sporting a 960-533 (.643) all-time record.
- UVA meets Maryland Eastern Shore for just the third time in series history, which the Cavaliers lead 2-0.
- Virginia won last year's season opener, 85-59, against George Washington.
- Under head coach Amaka "Mox" Agugua-Hamilton, Virginia is 11-0 against non-conference opponents.

#### THE RETURNERS

- This season, Virginia returns eight players from last year's squad, including Second Team All-ACC selection **Camryn Taylor** and 2024 Katrina McClain Watch List (nation's top power forward) selection **Sam Brunelle**.
- Other returners include guards **Kaydan Lawson, Alexia Smith, Cady Pauley** and **Yonta Vaughn**, and forwards **Mir McLean** and **London Clarkson**.

#### THE NEWCOMERS

- First years **Kymora Johnson, Olivia McGhee** and **Edessa Noyan** make up the nation's No. 13 recruiting class.
- In addition to Brunelle, both Johnson and McGhee are natives of the Charlottesville-area, while Noyan hails from Sweden.
- Johnson was also a two-time Gatorade Virginia Girls Basketball Player of the Year while attending St. Anne's-Belfield.
- In addition to its freshman class, UVA signed three players from the transfer portal this offseason in guards **Paris Clark** (Arizona) and **Jillian Brown** (Northwestern), and 6-7 center **Taylor Lauterbach** (K-State).
- Clark was ranked the nation's No. 33 transfer this offseason according to ESPN.com.

#### EVERYBODY WANTS SOME

- After finishing fourth in the ACC in attendance (3,489) in 2022-23, UVA set a program record for season tickets sold this offseason after adding 1,000 new season ticket holders this year.
- Last season, Virginia also hosted 6,378 fans for National Girls and Women in Sports Day and Senior Day, which marked the highest attendance for a UVA women's basketball non-field trip day game since 2011.

#### CULTURE WINS

- Since becoming UVA's sixth head coach in the spring of 2022, one of **Amaka "Mox" Agugua-Hamilton's** biggest points of emphasis has been establishing a strong culture now and for years to come.
- A few of Virginia's team mantras include: Grind Now, Shine Later (#GNLS), Culture Wins, and Family.
- Coach Mox has defined her mantra "Grind Now, Shine Later" as 'progress is a process'. When you focus on the work that's in front of you, the results and recognition will fall into place.

#### 2023-24 OPPONENTS

- This season, UVA faces 10 different opponents that reached the 2023 NCAA Tournament.
- Both Oklahoma and reigning-national champion LSU are the two non-conference opponents that earned tournament berths.
- Eight ACC teams made the NCAA Tournament last season in Duke, Florida State, Louisville, Miami, NC State, North Carolina, Notre Dame and Virginia Tech.
- All four of UVA's ACC travel pod partners (Duke, NCSU, UNC & VT), which the Cavaliers will have to face twice during the regular season, made the big dance last year.

#### VIRGINIA'S ROSTER AT A GLANCE

Pos.	No.	Player (Hometown)	Yr.	Ht.	PPG	RPG	NOTES
G	0	Olivia McGhee (Louisa, Va.)	Fr.	6-2	-	-	Played three years for Louisa HS; played senior year at IMG Academy
G	1	Paris Clark (Bronx, N.Y.)	So.	5-8	3.8	2.8	Transfer from Arizona; No. 33 transfer according to espnW
G	4	Jillian Brown (Grand Rapids, Mich.)	Jr.	5-10	6.6	3.4	Played two seasons at Northwestern (2021-23)
G	5	Yonta Vaughn (District Heights, Md.)	So.	5-8	3.4	2.3	Dished out a career-high eight assists at Syracuse
G/F	10	Mir McLean (Baltimore, Md.)	Sr.	5-11	12.2	9.6	Second on team in scoring before suffering season-ending injury
F	12	Edessa Noyan (Södertälje, Sweden)	Fr.	6-3	-	-	Member of Swedish U20 national team; three-level forward
G	14	Kaydan Lawson (Cleveland, Ohio)	Sr.	6-0	5.6	4.5	Appeared in 28 games, including 18 starts in 2022-23
F	20	Camryn Taylor (Peoria, Ill.)	5th	6-2	13.9	6.2	Second Team All-ACC (2022); scored in double figures in 21 games
G	21	Kymora Johnson (Charlottesville, Va.)	Fr.	5-7	-	-	McDonald's High School All-American; 2x Virginia Player of the Year
G	23	Alexia Smith (Columbus, Ohio)	Sr.	5-8	5.6	4.2	Appeared in 29 games in 2022-23, including 13 starts
G	32	Cady Pauley (Milan, Mo.)	So.	5-11	3.5	1.1	Of her 30 made FGs in 2022-23, 22 of them were 3FGs
F	33	Sam Brunelle (Ruckersville, Va.)	Gr.	6-2	11.0	4.0	Katrina McClain Watch List selection (nation's top PF)
F	34	London Clarkson (Pflugerville, Texas)	Gr.	6-2	6.9	3.6	Appeared in 29 games, including two starts
C	41	Taylor Lauterbach (Appleton, Wisc.)	Gr.	6-7	1.5	1.9	Transfer from Wisconsin; earned undergrad degree in three years

# GAME NOTES

## A LOOK BACK AT 2022-23

- After going 5-22 in 2021-22, Virginia tripled its win total (15-15) last year under Coach Mox in her first season at UVA.
- The Cavaliers received an invite to the 2023 WNIT, but declined to participate due to a lack of healthy players.
- Last year, Virginia garnered its first national ranking – No. 25 in the USA Today Coaches Poll – since the 2011-12 season.
- The Cavaliers kicked off their 2022-23 campaign by winning their first 12 games, the best start in program history since the 1994-95 season.

## ON THE HORIZON

- Virginia hosts Campbell on Sunday (Nov. 12) for Hero's Appreciation Day.
- Tipoff from John Paul Jones Arena is set for 2 p.m. on ACC Network Extra (ACCNX).
- Fans can also tune in live on WINA (98.9FM/1070AM).

## BRUNELLE NAMED TO KATRINA McCLAIN WATCH LIST

- For the second consecutive year, UVA forward **Sam Brunelle** was named a Katrina McClain Award Watch List selection, which was announced by the Naismith Memorial Basketball Hall of Fame and the WBCA on Oct. 19.
- The award, which is in its seventh year, recognizes the top power forward in NCAA Division I women's basketball. A national committee of top college basketball personnel determined the watch list of 20 candidates.
- Last season, Brunelle averaged 11.0 points per game, shot 40 percent from 3-point range and 91.2 percent from the free throw line. Brunelle started in 21 games for the Cavaliers in 2022-23 before her season was cut short due to injury.
- She scored in double figures in 14 games, helped the Hoos start 12-0 and achieve the program's first top-25 ranking – in the USA Today Coaches Poll – since 2010. Brunelle joined UVA in 2022 as a graduate transfer from Notre Dame.

## VIRGINIA TO COMPETE AT CAYMAN ISLANDS CLASSIC

- This year, the Cavaliers were selected to compete at the Cayman Islands Classic, where they will take on Tulane (Nov. 24) and reigning-national champion LSU (Nov. 25).
- The two-day tournament also features 2023 WNIT champion Kansas, Niagra, UConn, Virginia Tech, UCLA and UConn.
- All games will be at the John Gray Gymnasium on Grand Cayman Island.

## WILLOUGHBY IN THE WNBA

- Virginia alumnae Jocelyn Willoughby '20 wrapped up her third playing season in the WNBA with the New York Liberty.
- Willoughby and the Liberty reached the WNBA finals where they fell, 3-1, in the series to the Las Vegas Aces.
- Willoughby led the ACC in scoring as a senior, averaging 19.2 points and 7.7 rebounds per game.
- This year's Virginia team traveled to Brooklyn, N.Y. for game No. 2 of the WNBA finals, which the Liberty won, 87-73, in Barclays Center.
- After the win, the Cavaliers were able to tour the arena with Willoughby.

## JANKOSKA ENSHRINED IN SAGINAW COUNTY SPORTS

### HALL OF FAME

- Virginia assistant coach Tori Jankoska, arguably the best Michigan State women's basketball player of all-time, was enshrined in the Saginaw County (Mich.) Sports Hall of Fame on Nov. 5.
- Jankoska was a four-time all-state player for Freeland High School from 2010-13 where she scored a Saginaw County record 2,333 career points, also good for No. 9 all-time in the state of Michigan.
- Her senior year, she was crowned Michigan's Miss Basketball and the state's Gatorade Player of the Year.
- At Michigan State, she set the program's all-time scoring record (2,212).
- Jankoska was selected ninth overall by the Chicago Sky in the 2017 WNBA Draft and later played for the Polish basketball team, Basket Gdynia.
- Prior to her arrival at Virginia in 2022, Jankoska served as assistant coach for three seasons (2019-22) at Missouri State under current UVA head coach Amaka Agugua-Hamilton.

## AMAKA AGUGUA-HAMILTON

### OVERVIEW

- Amaka "Mox" Agugua-Hamilton was named Virginia's sixth head coach on March 21, 2022. She is a native of Oakton HS.
- Tripled the Cavaliers' win total (15) in 2022-23 from the previous two seasons combined.
- Recruited in the nation's No. 13 signing class of 2023.
- Led UVA to its first top-25 ranking in the USA Today Coaches Poll since 2010.
- Spent three seasons at Missouri State where she led the Lady Bears to back-to-back NCAA Tournament appearances, including a Sweet 16 appearance in 2021.
- Two-time MVC Coach of the Year (2020-21).
- 2020 WBCA Rookie Coach of the Year.
- 2021 WBCA National Coach of the Year finalist.
- Recorded nine wins over Power-5 teams in three seasons at MSU.
- First African-American woman to be named head coach for any sport at MSU.



### EDUCATION

College: Hofstra '05, VCU '07

### COACHING EXPERIENCE

Year	School (position)
2006-07	VCU (graduate assistant)
2007-09	VCU (assistant coach)
2009-11	Indiana (assistant coach)
2011-13	Old Dominion (assistant coach)
2013-15	Michigan State (assistant coach)
2015-19	Michigan State (associate head coach)
2019-22	Missouri State (head coach)
2022-pres.	Virginia (head coach)

### THE AGUGUA-HAMILTON RECORD

Year	School	Record (Conf)	Postseason
2019-20	Missouri State	26-4 (16-2)	N/A (COVID-19)
2020-21	Missouri State	23-3 (16-0)	NCAA Sweet 16
2021-22	Missouri State	25-8 (14-4)	NCAA First Round
2022-23	Virginia	15-15 (4-14)	WNIT invitee
2023-24	Virginia	0-0 (0-0)	
<b>Total</b>	<b>5 seasons</b>	<b>89-30</b>	
<b>Virginia</b>	<b>2 seasons</b>	<b>15-15 (4-14)</b>	

### AGUGUA-HAMILTON VS. 2023-24 OPPONENTS

Opponent	Career	UVA
Boston College	1-0	1-0
Campbell	1-0	1-0
Clemson	0-1	0-1
Duke	0-2	0-2
Florida State	1-1	0-1
Fordham	0-0	0-0
Georgia Tech	1-0	1-0
La Salle	0-0	0-0
Louisville	0-1	0-1
LSU	0-1	0-0
Maryland Eastern-Shore	1-0	1-0
Miami (Fla.)	0-1	0-1
Missouri	3-0	0-0
NC State	1-1	1-1
North Carolina	0-2	0-2
Notre Dame	0-1	0-1
Oklahoma	1-0	0-0
Pittsburgh	0-1	0-1
Rider	0-0	0-0
Syracuse	0-1	0-1
Tulane	0-0	0-0
Virginia Tech	1-2	0-2
Wake Forest	1-2	1-1
William & Mary	1-0	1-0
Wofford	0-0	0-0

# GAME NOTES

## UPCOMING MILESTONES

### Wins

100 Wins.....Amaka Agugua-Hamilton  
(89-30 entering 2023-24 season)

### Games Played

100 GP.....Camryn Taylor, 99  
London Clarkson, 81  
Alexia Smith, 81  
Taylor Lauterbach, 75

### Total Points

1,500 Points..... Sam Brunelle, 1,028  
500 Points..... Jillian Brown, 413  
Mir McLean, 376  
London Clarkson, 371  
Alexia Smith, 365  
Kaydan Lawson, 312

### Field Goals Made

500 FGM.....Sam Brunelle, 396

### Rebounding

500 Rebounds.....Sam Brunelle, 407

### Blocked Shots

50 Blocks..... Taylor Lauterbach, 42  
London Clarkson, 39

### Steals

100 Steals.....Camryn Taylor, 76  
Alexia Smith, 63  
Jillian Brown, 53  
50 Steals.....Mir McLean, 49

## UVA'S RECORD UNDER COACH MOX WHEN...

Category	All	2023-24
Leading at the half	11-1	0-0
Trailing at the half	4-13	0-0
Tied at the half	0-1	0-0
Playing Overtime	0-0	0-0
Shooting 50% or better	2-0	0-0
Shooting between 40-49.9%	9-5	0-0
Shooting less than 40%	4-10	0-0
Opponents shoot 50% or better	0-5	0-0
Opponents shoot less than 50%	15-10	0-0
UVA outrebounds its opponent	11-5	0-0
Opponent outrebounds UVA	2-10	0-0
Teams are tied in rebounds	2-0	0-0
UVA has 10 or more steals	8-4	0-0
UVA shoots 70% FT or better	9-10	0-0
UVA shoots less than 70% FT	6-5	0-0
Scoring less than 50 points	0-0	0-0
Scoring 50-59 points	0-7	0-0
Scoring 60-69 points	4-6	0-0
Scoring 70-79 points	6-2	0-0
Scoring 80-89 points	4-0	0-0
Scoring more than 90 points	1-0	0-0
Allowing fewer than 50 points	4-0	0-0
Allowing fewer than 40 points	2-0	0-0
Playing in John Paul Jones Arena	11-5	0-0
Playing on the road	4-9	0-0
Playing on a neutral court	0-1	0-0
Game decided by 1-4 points	1-1	0-0
Game decided by 5-10 points	2-5	0-0
Game decided by 11+ points	12-9	0-0
Playing at night	7-9	0-0
Playing in the afternoon	8-6	0-0
Playing on Monday	1-0	0-0
Playing on Tuesday	0-0	0-0
Playing on Wednesday	4-2	0-0
Playing on Thursday	2-7	0-0
Playing on Friday	0-0	0-0
Playing on Saturday	1-0	0-0
Playing on Sunday	7-6	0-0
Playing in November	9-0	0-0
Playing in December	4-1	0-0
Playing in January	1-7	0-0
Playing in February	1-6	0-0
Playing in March	0-1	0-0
Playing in April	0-0	0-0

## ACC PRESEASON POLL

- Virginia Tech (45)..... 1,116
- Notre Dame (14)..... 1,052
- North Carolina (1)..... 973
- Louisville (1)..... 867
- Florida State..... 855
- Miami..... 702
- Duke..... 686
- NC State..... 652
- Syracuse..... 504
- Virginia..... 438**
- Clemson..... 395
- Georgia Tech..... 342
- Boston College..... 226
- Wake Forest..... 192
- Pittsburgh..... 120

# 2023-24 VIRGINIA ROSTER

## NUMERICAL

No.	Name	Pos.	Yr.	Ht.	Hometown	High School/Previous School
0	Olivia McGhee	G	Fr.	6-2	Louisa, Va.	IMG Academy
1	Paris Clark	G	So.	5-8	Bronx, N.Y.	Long Island Lutheran/Arizona
4	Jillian Brown	G	Jr.	5-10	Grand Rapids, Mich.	East Grand Rapids/Northwestern
5	Yonta Vaughn	G	So.	5-8	District Heights, Md.	Bishop McNamara
10	Mir McLean	G/F	Sr.	5-11	Baltimore, Md.	Roland Park Country School/UConn
12	Edessa Noyan	F	Fr.	6-3	Södertälje, Sweden	Täljegymnasiet
14	Kaydan Lawson	G	Sr.	6-0	Cleveland, Ohio	Orange
20	Camryn Taylor	F	5th	6-2	Peoria, Ill.	Richwoods/Marquette
21	Kymora Johnson	G	Fr.	5-7	Charlottesville, Va.	St. Anne's-Belfield School
23	Alexia Smith	G	Sr.	5-8	Columbus, Ohio	Columbus Africentric Early College/Minnesota
32	Cady Pauley	G	So.	5-11	Milan, Mo.	Milan
33	Sam Brunelle	F	Gr.	6-2	Ruckersville, Va.	William Monroe/Notre Dame
34	London Clarkson	F	Gr.	6-2	Pflugerville, Texas	Pflugerville/Florida State
41	Taylor Lauterbach	C	Gr.	6-7	Appleton, Wisc.	Appleton West/K-State

## ALPHABETICAL

No.	Name	Pos.	Yr.	Ht.	Hometown	High School/Previous School
4	Jillian Brown	G	Jr.	5-10	Grand Rapids, Mich.	East Grand Rapids/Northwestern
33	Sam Brunelle	F	Gr.	6-2	Ruckersville, Va.	William Monroe/Notre Dame
1	Paris Clark	G	So.	5-8	Bronx, N.Y.	Long Island Lutheran/Arizona
34	London Clarkson	F	Gr.	6-2	Pflugerville, Texas	Pflugerville/Florida State
21	Kymora Johnson	G	Fr.	5-7	Charlottesville, Va.	St. Anne's-Belfield School
41	Taylor Lauterbach	C	Gr.	6-7	Appleton, Wisc.	Appleton West/K-State
14	Kaydan Lawson	G	Sr.	6-0	Cleveland, Ohio	Orange
0	Olivia McGhee	G	Fr.	6-2	Louisa, Va.	IMG Academy
10	Mir McLean	G/F	Sr.	5-11	Baltimore, Md.	Roland Park Country School/UConn
12	Edessa Noyan	F	Fr.	6-3	Södertälje, Sweden	Täljegymnasiet
32	Cady Pauley	G	So.	5-11	Milan, Mo.	Milan
23	Alexia Smith	G	Sr.	5-8	Columbus, Ohio	Columbus Africentric Early College/Minnesota
20	Camryn Taylor	F	5th	6-2	Peoria, Ill.	Richwoods/Marquette
5	Yonta Vaughn	G	So.	5-8	District Heights, Md.	Bishop McNamara

**Head Coach:** Amaka Agugua-Hamilton (Hofstra '05), 2nd year

**Assistant Coach:** CJ Jones (Francis Marion '10), 2nd year

**Assistant Coach:** Tori Jankoska (Michigan State '16), 2nd year

**Assistant Coach:** Alysiah Bond (Ohio State '95), 2nd year

**Assistant Coach:** Janko Popovic (LeMoyne-Owen, '14), 2nd year

**Director of Basketball Operations:** Jazmin Horne (Saint Joseph's '17, Temple '22), 2nd season

**Director of Scouting and Player Development:** Abby Emmert (Missouri State '21, '22), 2nd season

**Director of Recruiting Operations:** Mariah White (Missouri State '22), 2nd season

**Athletic Trainer:** Lydia Johnson (Charleston Southern, '12), 2nd season

**Strength & Conditioning Coach:** Justin Westbrook (Virginia '22, '23), 1st season

## Pronunciation Guide

5.	Yonta Vaughn	Yahn-tah
10.	Mir McLean	Rhymes with dear
12.	Edessa Noyan	Eh-dess-uh
21.	Kymora Johnson	Kuh-more-uh
23.	Alexia Smith	Uh-lex-ee-uh
41.	Taylor Lauterbach	Law-tuhr-bahk
	Amaka Agugua-Hamilton	Uh-mah-kuh Uh-goo-gwah
	Alysiah Bon	Uh-lie-shuh
	Tori Jankoska	Jan-kahs-kuh
	Janko Popovic	Yahn-koh Pop-oh-vich

# THE LAST TIME

## INDIVIDUAL

**Two UVA players with double-doubles in the same game:** vs. Syracuse (Willoughby 13p/12r; Jablonowski 12p/10r)

**Five Players in double figures:** vs UMBC 11/10/22 (Brunelle 21, Taylor 15, McLean 13, Clarkson 10, Vaughn 10)

**Six players in double figures:** vs Norfolk State 11/16/15 (Randolph 17, Moses 12, Brown 11, Venson 10, Mason 10, Huland El 10, Jones 10)

**Seven players in double figures:** vs Norfolk State 11/16/15 (Randolph 17, Moses 12, Brown 11, Venson 10, Mason 10, Huland El 10, Jones 10)

**Zero players in double figures:** vs Louisville, 1/17/19

**Every Cavalier player scored:** at American, 11/20/22

**Scored 25 points:** 30, Taylor Valladay vs Pitt, 2/20/22

**Scored 30 points:** 30, Taylor Valladay vs Pitt, 2/20/22

**Scored 40 points:** \*\*48, Mimi Kennedy at North Carolina, 01/15/98

**A non-starter scored 20 or more points:** 23, London Clarkson, 2/2/23

**Two or more Hoos scored 20 or more points in the same game:** at Virginia Tech (Willoughby 29, Toussaint 29) 2/23/20

**Perfect from the field (5 attempts):** 5-5, Khyasia Caldwell vs Coppin State, 12/2/18

**Perfect at FT line (10 attempts):** 14-14\*\* London Clarkson vs BC, 1/15/23

**Perfect at FT line (9 attempts):** 14-14\*\* London Clarkson vs BC, 1/15/23

**Perfect at FT line (8 attempts):** 14-14\*\* London Clarkson vs BC, 1/15/23

**Had 20 Free throw attempts:** 20\*\*, Brandi Teamer at Wake Forest, 1/6/05

**Had 15 rebounds:** 17, Mir McLean at William & Mary, 12/7/22

**Had 20 rebounds:** 24, Sarah Imovbioh vs Ohio State 11/14/14

**Had 10 assists:** 10, Taylor Valladay vs Syracuse, 02/08/22

**Had 6 steals:** 9, Shemera Williams vs Duke, 1/9/20

**Blocked 5 shots:** 5, Sam Brunelle vs Florida State, 1/19/23

## TEAM

**UVA ranked in AP Top 25:** #22, 11/21/12

**UVA ranked USA Today Top 25:** #25, 12/20/22

**Played AP No. 1 team:** #1 Duke, L 79-58, 3/2/07

**Defeated AP No. 1 team:** #1 Maryland, 75-74, 2/11/92

**Defeated AP Top 10 team:** #4 Florida State 60-51, 2/16/17

**Defeated AP Top 25 team:** #22 NC State, 2/12/23

**Defeated USA Today 25 team:** #20 NC State, 2/12/23

### FIELD GOAL SHOOTING

**Shot 60 percent:** .623 (33-53) vs Georgia Tech, 3/02/08

**Shot 70 percent:** \*\*.700 (42-60) at Wake Forest, 1/07/87

**Made 40-49 field goals:** 40 vs. Coppin State, 11/13/16

**Made 50 field goals:** \*\*54 vs Cleveland State, 11/29/95

**Attempted 70 FG:** 72 at Clemson, 2/23/23

**Attempted 80 FG:** 85 at NC State, 2/10/11

### THREE-POINT SHOOTING

**Shot 50 percent:** .500 (4-8) vs Pitt 2/20/22

**Shot 60 percent:** .600 (9-15) vs UNCG 12/2/17

**Shot 70 percent:** .750 (6-8) vs Louisville 03/01/15

**Shot 80 percent:** .857 (6-7) vs St. John's, 03/19/88

**Made 10 three-pt. field goals:** 10 at Duke 1/14/18

**Attempted 20 three-pt. FG:** 22 (made 7) at Miami, 2/26/23

**UVA failed to make at least one three-pointer:** 0-10 at Loyola Chicago, 11/16/22

**Opponent failed to make at least one three-pointer:** 0-19, Morgan State, 12/18/22

### FREE THROW SHOOTING

**Shot 85 percent:** 90.9 (10-11) vs Duke, 2/19/23

**Shot 90 percent:** 96.4 (27-28) vs BC, 1/15/23

**Shot 100 percent:** 1.000 (10-10) vs North Carolina, 2/24/22

**Made 20 free throws:** 27 vs Boston College, 1/15/23

**Made 30 free throws:** 30 vs. North Carolina, 02/20/14

**Attempted 0 FT:** at Duke 1/14/18

**Attempted 30 FT:** 34 vs Pittsburgh, 2/20/22

**Attempted 40 FT:** 44 vs. Indiana, 11/26/09

**Attempted 50 FT:** \*\*54 at Wake Forest, 01/6/05

## SCORING

**Scored 85 points:** 89 at Penn State, 11/30/22

**Scored 90 points:** 101 vs UMBC, 11/10/22

**Scored 100 points:** 101 vs UMBC, 11/10/22

**An opponent scored 100 points:** 103 at Notre Dame 3/3/19

## REBOUNDING

**Had 50 rebounds:** 50 at Pitt, 2/5/23

**Had 60 rebounds:** 65 vs UMBC, 11/10/22

**Had 70 rebounds:** \*\*77 vs. Rider, 12/19/96

## ASSISTS

**Had 20 assists:** 24 vs Morgan State, 12/18/22

**Had 30 assists:** \*\*37 vs. Cleveland State, 11/29/95

## STEALS

**Had 15 steals:** 15 vs UNCW, 12/4/22

**Had 20 steals:** 22 vs UMEs, 12/17/13

**Had 25 steals:** 26 vs. Clemson, 02/12/12

## BLOCKED SHOTS

**Blocked 10 shots:** 13 vs Florida State, 1/19/23

**Blocked 15 shots:** 15\*\* vs Georgia Tech, 1/20/96

## TURNOVERS

**UVA forced 30 turnovers:** 31 at Wake, 01/10/16

**UVA committed 30 turnovers:** 30 vs ECU 11/27/22

## MISCELLANEOUS

**UVA in OT:** W, 56-53 vs ODU, 11/24/19

**UVA in 2OT:** L, 73-70 at Alabama, 12/21/12

**UVA in 3OT:** W, 105-100 at North Carolina, 01/15/98

**UVA shot 80% from the floor in a quarter:** .800 (8-10) vs NC State, 1/13/22\*\*

**UVA shot 70% from the floor in a quarter:** .714 (10-14) vs Syracuse, 2/8/22

**UVA shot 60% from the floor in first half:**

.619 (26-42) vs CCSU 11/12/17

**UVA shot 60% from the floor in second half:** .608 (14-23) vs UIC 12/16/16

**UVA shot less than 20% from floor first half:** .192 (5-26) vs NC State 1/13/19

**UVA shot less than 20% from floor second half:** .187 (6-32) vs Syracuse 3/5/20

**UVA scored less than 15 points in first half:** 13 at Florida State, 01/8/06

**UVA scored less than 15 points in second half:** 12 at Georgia Tech, 01/09/22

**UVA held opp to less than 15 points first half:** 14 vs Morgan State, 12/18/22

**UVA held opp to less than 15 points second half:** 14 vs Morgan State, 12/18/22

**UVA held opp to less than 10 points first half:** 6 vs. Norfolk State, 12/28/12

**UVA held opponent to less than 30 points:** 28 vs Morgan State, 12/18/22

\*\*school record

# VIRGINIA'S RECORD WHEN...

## VIRGINIA'S RECORD IN 2022-23 WHEN...

Games decided by 10 pts or less .....	3-8
Leading at halftime .....	12-1
Trailing at halftime .....	3-13
Tied at halftime .....	0-1
In overtime games .....	0-0
Leading by 10 or more points .....	14-2
Shot FG 50% or better .....	2-0
Shot FG less than 50% .....	13-13
Shot FG less than 40% .....	4-9
Shot FG 40% or better .....	11-5
Holding opponent under 60 points .....	9-1
Scoring 30-39 points .....	0-0
Scoring 40-49 points .....	0-0
Scoring 50-59 points .....	0-5
Scoring 60-69 points .....	4-7
Scoring 70-79 points .....	6-2
Scoring 80-89 points .....	4-0
Scoring 90-100 points .....	0-0
Scoring over 100 points .....	1-0
Outrebounding opponent .....	11-6
Being outrebounded .....	2-8
Tied in rebounding .....	2-0
Have fewer turnovers than opponent .....	11-6
Committing fewer than 15 turnovers .....	7-4

## SCORING BENCHMARKS

### GAMES WITH 20 OR MORE POINTS IN 2022-23

Camryn Taylor .....	5
Mir McLean .....	2
Sam Brunelle .....	1
London Clarkson .....	1

### GAMES WITH 10 OR MORE POINTS IN 2022-23

Camryn Taylor .....	21
Sam Brunelle .....	14
Mir McLean .....	12
London Clarkson .....	8
Kaydan Lawson .....	6
Alexia Smith .....	5
Cady Pauley .....	3
Yonta Vaughn .....	1

### GAMES WITH 10 OR MORE REBOUNDS IN 2022-23

Mir McLean .....	6
Camryn Taylor .....	2
Kaydan Lawson .....	1
London Clarkson .....	1

### DOUBLE DOUBLES IN 2022-23

Mir McLean .....	5 (7 career)
Camryn Taylor .....	2 (8 career, 3 at UVA)

### MARGINS OF VICTORY IN 2022-23

20 or More Points .....	9
30 or More Points .....	3
40 or More Points .....	3
50 or More Points .....	2

# 2022-23 COMBINED STATS



## 2022-23 Virginia Women's Basketball Combined Team Statistics All games

Page 1/1  
as of Nov 07, 2023

### Game Records

Record	Overall	Home	Away	Neutral
ALL GAMES	15-15	11-5	4-9	0-1
CONFERENCE	4-14	4-5	0-9	0-0
NON-CONFERENCE	11-1	7-0	4-0	0-1

### Score by Periods

Team	1st	2nd	3rd	4th	OT	TOT
Virginia	446	492	586	538	0	2062
Opponents	475	433	479	511	0	1898

### Team Box Score

No.	Player	Total			3-Point		F-Throw		Rebounds				Other Stats									
		GP-GS	MIN	AVG	FG-FGA	FG%	3FG-3FGA	3FG%	FT-FTA	FT%	OFF	DEF	TOT	AVG	PF	DQ	A	TO	BLK	STL	PTS	AVG
20	TAYLOR, Camryn	30-30	748:26	24.9	168-366	.459	3-18	.167	79-106	.745	75	110	185	6.2	105	6	21	71	23	34	418	13.9
10	MCLEAN, Mir	15-13	345:03	23.0	66-115	.574	2-4	.500	49-75	.653	58	86	144	9.6	43	4	23	31	9	26	183	12.2
33	BRUNELLE, Sam	21-21	562:48	26.8	83-180	.461	34-85	.400	31-34	.912	31	53	84	4.0	47	1	39	30	15	9	231	11.0
2	VALLADAY, Taylor	29-25	787:18	27.1	109-286	.381	15-56	.268	56-85	.659	23	66	89	3.1	65	3	109	79	4	41	289	10.0
34	CLARKSON, London	29-2	567:41	19.6	75-131	.573	0-1	.000	50-75	.667	49	55	104	3.6	80	3	19	53	21	16	200	6.9
23	SMITH, Alexia	29-13	664:57	22.9	67-178	.376	9-32	.281	19-25	.760	30	91	121	4.2	22	0	58	41	5	35	162	5.6
14	LAWSON, Kaydan	28-18	623:14	22.3	51-165	.309	24-88	.273	30-44	.682	38	89	127	4.5	73	2	39	50	15	30	156	5.6
44	DALE, Mckenna	30-12	591:05	19.7	57-157	.363	27-103	.262	25-30	.833	49	75	124	4.1	49	1	32	33	17	29	166	5.5
1	MILLER, Carole	22-9	338:46	15.4	30-90	.333	5-31	.161	13-17	.765	11	43	54	2.5	29	0	21	18	6	15	78	3.5
32	PAULEY, Cady	24-0	250:13	10.4	30-101	.297	22-80	.275	2-3	.667	7	19	26	1.1	17	1	16	17	2	7	84	3.5
5	VAUGHN, Yonta	28-7	520:30	18.6	35-132	.265	17-69	.246	8-11	.727	8	55	63	2.3	25	0	79	42	8	17	95	3.4
Team											52	72	124					15				
<b>Total</b>		<b>30</b>	<b>6000</b>		<b>771-1901</b>	<b>.406</b>	<b>158-567</b>	<b>.279</b>	<b>362-505</b>	<b>.717</b>	<b>431</b>	<b>814</b>	<b>1245</b>	<b>41.5</b>	<b>555</b>	<b>21</b>	<b>456</b>	<b>480</b>	<b>125</b>	<b>259</b>	<b>2062</b>	<b>68.7</b>
<b>Opponents</b>		<b>30</b>	<b>6000</b>		<b>675-1751</b>	<b>.385</b>	<b>168-602</b>	<b>.279</b>	<b>380-535</b>	<b>.710</b>	<b>321</b>	<b>754</b>	<b>1075</b>	<b>35.8</b>	<b>545</b>	<b>11</b>	<b>390</b>	<b>528</b>	<b>134</b>	<b>205</b>	<b>1898</b>	<b>63.3</b>

### Team Statistics

	UVA	OPP
<b>Scoring</b>	<b>2062</b>	<b>1898</b>
Points per game	68.7	63.3
Scoring margin	+5.5	-
<b>Field goals-att</b>	<b>771-1901</b>	<b>675-1751</b>
Field goal pct	.406	.385
<b>3 point fg-att</b>	<b>158-567</b>	<b>168-602</b>
3-point FG pct	.279	.279
3-pt FG made per game	5.3	5.6
<b>Free throws-att</b>	<b>362-505</b>	<b>380-535</b>
Free throw pct	.717	.710
F-Throws made per game	12.1	12.7
<b>Rebounds</b>	<b>1245</b>	<b>1075</b>
Rebounds per game	41.5	35.8
Rebounding margin	+5.7	-
<b>Assists</b>	<b>456</b>	<b>390</b>
Assists per game	15.2	13.0
<b>Turnovers</b>	<b>480</b>	<b>528</b>
Turnovers per game	16.0	17.6
Turnover margin	+1.6	-
Assist/turnover ratio	1.0	0.7
<b>Steals</b>	<b>259</b>	<b>205</b>
Steals per game	8.6	6.8
<b>Blocks</b>	<b>125</b>	<b>134</b>
Blocks per game	4.2	4.5
<b>Winning streak</b>	<b>0</b>	<b>-</b>
Home win streak	0	-
<b>Attendance</b>	<b>55820</b>	<b>28124</b>
Home games-Avg/Game	16-3489	13-2163
Neutral site-Avg/Game	-	1-3859

### Team Results

Date	Opponent		Score	Att.
11/07/2022	George Washington	W	85-59	2503
11/10/2022	UMBC	W	101-46	2346
11/13/2022	Wake Forest	W	72-52	2868
11/16/2022	at Loyola Chicago	W	68-62	501
11/20/2022	at American	W	74-60	530
11/23/2022	Campbell	W	62-41	3431
11/26/2022	Minnesota	W	73-70	2871
11/27/2022	East Carolina	W	72-50	2854
11/30/2022	at Penn St.	W	89-68	1823
12/04/2022	UNCW	W	78-36	3221
12/07/2022	at William & Mary	W	83-54	553
12/18/2022	Morgan St.	W	84-28	3706
12/21/2022	at Duke	L	56-70	1568
12/29/2022	Georgia Tech	W	69-63	3749
01/05/2023	at Virginia Tech	L	66-74	2630
01/08/2023	at NC State	L	62-87	5500
01/12/2023	North Carolina	L	59-70	3191
01/15/2023	Boston College	W	66-50	3766
01/19/2023	Florida St.	L	68-77	3125
01/22/2023	at Notre Dame	L	54-76	6442
01/26/2023	at Syracuse	L	72-90	1606
01/29/2023	Virginia Tech	L	60-72	5103
02/02/2023	at North Carolina	L	62-73	2490
02/05/2023	at Pittsburgh	L	51-60	1136
02/09/2023	Louisville	L	53-63	3008
02/12/2023	NC State	W	71-59	3700
02/19/2023	Duke	L	52-56	6378
02/23/2023	at Clemson	L	69-79	892
02/26/2023	at Miami (FL)	L	74-85	2453
03/01/2023	vs Wake Forest	L	57-68	3859

# 2022-23 TEAM STATS



## 2022-23 Virginia Women's Basketball Overall Team Statistics All games

Page 1/1  
as of Nov 07, 2023

### Team Statistics

	UVA	OPP
<b>Scoring</b>	<b>2062</b>	<b>1898</b>
Points per game	68.7	63.3
Scoring margin	+5.5	-
<b>Field goals-att</b>	<b>771-1901</b>	<b>675-1751</b>
Field goal pct	.406	.385
<b>3 point fg-att</b>	<b>158-567</b>	<b>168-602</b>
3-point FG pct	.279	.279
3-pt FG made per game	5.3	5.6
<b>Free throws-att</b>	<b>362-505</b>	<b>380-535</b>
Free throw pct	.717	.710
F-Throws made per game	12.1	12.7
<b>Rebounds</b>	<b>1245</b>	<b>1075</b>
Rebounds per game	41.5	35.8
Rebounding margin	+5.7	-
<b>Assists</b>	<b>456</b>	<b>390</b>
Assists per game	15.2	13.0
<b>Turnovers</b>	<b>480</b>	<b>528</b>
Turnovers per game	16.0	17.6
Turnover margin	+1.6	-
Assist/turnover ratio	1.0	0.7
<b>Steals</b>	<b>259</b>	<b>205</b>
Steals per game	8.6	6.8
<b>Blocks</b>	<b>125</b>	<b>134</b>
Blocks per game	4.2	4.5
<b>Winning streak</b>	<b>0</b>	<b>-</b>
Home win streak	0	-
<b>Attendance</b>	<b>55820</b>	<b>28124</b>
Home games-Avg/Game	16-3489	13-2163
Neutral site-Avg/Game	-	1-3859

### Score by Periods

Team	1st	2nd	3rd	4th	OT	TOT
Virginia	446	492	586	538	0	2062
Opponents	475	433	479	511	0	1898



# 2022-23 CATEGORY LEADERS



## 2022-23 Virginia Women's Basketball Category Leaders All games

Page 1/3  
as of Nov 07, 2023

### Points

##	Player	G	Pts	Pts/G
20	Taylor, Camryn	30	418	13.9
2	Valladay, Taylor	29	289	10.0
33	Brunelle, Sam	21	231	11.0
34	Clarkson, London	29	200	6.9
10	McLean, Mir	15	183	12.2
44	Dale, Mckenna	30	166	5.5
23	Smith, Alexia	29	162	5.6
14	Lawson, Kaydan	28	156	5.6
5	Vaughn, Yonta	28	95	3.4
32	Pauley, Cady	24	84	3.5
1	Miller, Carole	22	78	3.5

### Scoring Average

##	Player	G	Pts	Pts/G
20	Taylor, Camryn	30	418	13.9
10	McLean, Mir	15	183	12.2
33	Brunelle, Sam	21	231	11.0
2	Valladay, Taylor	29	289	10.0
34	Clarkson, London	29	200	6.9
23	Smith, Alexia	29	162	5.6
14	Lawson, Kaydan	28	156	5.6
44	Dale, Mckenna	30	166	5.5
1	Miller, Carole	22	78	3.5
32	Pauley, Cady	24	84	3.5
5	Vaughn, Yonta	28	95	3.4

### Field Goal Percentage

##	Player	FG	Att	Pct
10	McLean, Mir	66	115	.574
34	Clarkson, London	75	131	.573
33	Brunelle, Sam	83	180	.461
20	Taylor, Camryn	168	366	.459
2	Valladay, Taylor	109	286	.381
23	Smith, Alexia	67	178	.376
44	Dale, Mckenna	57	157	.363
1	Miller, Carole	30	90	.333
14	Lawson, Kaydan	51	165	.309
32	Pauley, Cady	30	101	.297
5	Vaughn, Yonta	35	132	.265

### Field Goal Attempts

##	Player	G	Att	Att/G
20	Taylor, Camryn	30	366	12.2
2	Valladay, Taylor	29	286	9.9
33	Brunelle, Sam	21	180	8.6
23	Smith, Alexia	29	178	6.1
14	Lawson, Kaydan	28	165	5.9

### Field Goals Made

##	Player	G	Made	Made/G
20	Taylor, Camryn	30	168	5.6
2	Valladay, Taylor	29	109	3.8
33	Brunelle, Sam	21	83	4.0
34	Clarkson, London	29	75	2.6
23	Smith, Alexia	29	67	2.3

### 3-Point FG Percentage

##	Player	3FG	Att	Pct
10	McLean, Mir	2	4	.500
33	Brunelle, Sam	34	85	.400
23	Smith, Alexia	9	32	.281
32	Pauley, Cady	22	80	.275
14	Lawson, Kaydan	24	88	.273
2	Valladay, Taylor	15	56	.268
44	Dale, Mckenna	27	103	.262
5	Vaughn, Yonta	17	69	.246
20	Taylor, Camryn	3	18	.167
1	Miller, Carole	5	31	.161

### 3-Point FG Attempts

##	Player	G	Att	Att/G
44	Dale, Mckenna	30	103	3.4
14	Lawson, Kaydan	28	88	3.1
33	Brunelle, Sam	21	85	4.0
32	Pauley, Cady	24	80	3.3
5	Vaughn, Yonta	28	69	2.5

### 3-Point FG Made

##	Player	G	Made	Made/G
33	Brunelle, Sam	21	34	1.6
44	Dale, Mckenna	30	27	0.9
14	Lawson, Kaydan	28	24	0.9
32	Pauley, Cady	24	22	0.9
5	Vaughn, Yonta	28	17	0.6

# 2022-23 CATEGORY LEADERS



## 2022-23 Virginia Women's Basketball Category Leaders All games

Page 2/3  
as of Nov 07, 2023

### Free Throw Percentage

##	Player	Made	Att	Pct
33	Brunelle, Sam	31	34	.912
44	Dale, Mckenna	25	30	.833
1	Miller, Carole	13	17	.765
23	Smith, Alexia	19	25	.760
20	Taylor, Camryn	79	106	.745
5	Vaughn, Yonta	8	11	.727
14	Lawson, Kaydan	30	44	.682
34	Clarkson, London	50	75	.667
32	Pauley, Cady	2	3	.667
2	Valladay, Taylor	56	85	.659
10	McLean, Mir	49	75	.653

### Free Throw Attempts

##	Player	G	Att	Att/G
20	Taylor, Camryn	30	106	3.5
2	Valladay, Taylor	29	85	2.9
10	McLean, Mir	15	75	5.0
34	Clarkson, London	29	75	2.6
14	Lawson, Kaydan	28	44	1.6

### Free Throws Made

##	Player	G	Made	Made/G
20	Taylor, Camryn	30	79	2.6
2	Valladay, Taylor	29	56	1.9
34	Clarkson, London	29	50	1.7
10	McLean, Mir	15	49	3.3
33	Brunelle, Sam	21	31	1.5

### Rebounds

##	Player	G	Reb	Reb/G
20	Taylor, Camryn	30	185	6.2
10	McLean, Mir	15	144	9.6
14	Lawson, Kaydan	28	127	4.5
44	Dale, Mckenna	30	124	4.1
23	Smith, Alexia	29	121	4.2

### Assists

##	Player	G	Ast	Ast/G
2	Valladay, Taylor	29	109	3.8
5	Vaughn, Yonta	28	79	2.8
23	Smith, Alexia	29	58	2.0
33	Brunelle, Sam	21	39	1.9
14	Lawson, Kaydan	28	39	1.4

### Rebounds Average

##	Player	G	Reb	Reb/G
10	McLean, Mir	15	144	9.6
20	Taylor, Camryn	30	185	6.2
14	Lawson, Kaydan	28	127	4.5
23	Smith, Alexia	29	121	4.2
44	Dale, Mckenna	30	124	4.1

### Steals

##	Player	G	Stl	Stl/G
2	Valladay, Taylor	29	41	1.4
23	Smith, Alexia	29	35	1.2
20	Taylor, Camryn	30	34	1.1
14	Lawson, Kaydan	28	30	1.1
44	Dale, Mckenna	30	29	1.0

### Offensive Rebounds

##	Player	G	OReb	OReb/G
20	Taylor, Camryn	30	75	2.5
10	McLean, Mir	15	58	3.9
34	Clarkson, London	29	49	1.7
44	Dale, Mckenna	30	49	1.6
14	Lawson, Kaydan	28	38	1.4

### Blocked Shots

##	Player	G	Blk	Blk/G
20	Taylor, Camryn	30	23	0.8
34	Clarkson, London	29	21	0.7
44	Dale, Mckenna	30	17	0.6
33	Brunelle, Sam	21	15	0.7
14	Lawson, Kaydan	28	15	0.5

### Defensive Rebounds

##	Player	G	DReb	DReb/G
20	Taylor, Camryn	30	110	3.7
23	Smith, Alexia	29	91	3.1
14	Lawson, Kaydan	28	89	3.2
10	McLean, Mir	15	86	5.7
44	Dale, Mckenna	30	75	2.5

### Minutes

##	Player	G	Min	Min/G
2	Valladay, Taylor	29	787	27:09
20	Taylor, Camryn	30	748	24:57
23	Smith, Alexia	29	665	22:56
14	Lawson, Kaydan	28	623	22:15
44	Dale, Mckenna	30	591	19:42

# 2022-23 CATEGORY LEADERS



## 2022-23 Virginia Women's Basketball Category Leaders All games

Page 3/3  
as of Nov 07, 2023

### Fouls

##	Player	G	PF	PF/G
20	Taylor, Camryn	30	105	3.5
34	Clarkson, London	29	80	2.8
14	Lawson, Kaydan	28	73	2.6
2	Valladay, Taylor	29	65	2.2
44	Dale, Mckenna	30	49	1.6

### Turnovers

##	Player	G	TO	TO/G
2	Valladay, Taylor	29	79	2.7
20	Taylor, Camryn	30	71	2.4
34	Clarkson, London	29	53	1.8
14	Lawson, Kaydan	28	50	1.8
5	Vaughn, Yonta	28	42	1.5

### Foul Outs

##	Player	G	FO
20	Taylor, Camryn	30	6
10	McLean, Mir	15	4
2	Valladay, Taylor	29	3
34	Clarkson, London	29	3
14	Lawson, Kaydan	28	2

# 2022-23 RESULTS/LEADERS



## 2022-23 Virginia Women's Basketball Season Schedule/Results & Leaders All games

Page 1/2  
as of Nov 07, 2023

### Game Records

Record	Overall	Home	Away	Neutral
ALL GAMES	15-15	11-5	4-9	0-1
CONFERENCE	4-14	4-5	0-9	0-0
NON-CONFERENCE	11-1	7-0	4-0	0-1

### Team Results

Date	Opponent	Score	Att.	High Points	High Rebounds
11/07/2022	George Washington	W 85-59	2503	(22) TAYLOR, Camryn	(13) TAYLOR, Camryn
11/10/2022	UMBC	W 101-46	2346	(21) BRUNELLE, Sam	(9) SMITH, Alexia
11/13/2022	Wake Forest	W 72-52	2868	(15) LAWSON, Kaydan	(7) BRUNELLE, Sam
11/16/2022	at Loyola Chicago	W 68-62	501	(14) MCLEAN, Mir	(6) BRUNELLE, Sam
11/20/2022	at American	W 74-60	530	(19) VALLADAY, Taylor	(11) MCLEAN, Mir
11/23/2022	Campbell	W 62-41	3431	(13) TAYLOR, Camryn	(8) DALE, Mckenna
11/26/2022	Minnesota	W 73-70	2871	(22) TAYLOR, Camryn	(15) MCLEAN, Mir
11/27/2022	East Carolina	W 72-50	2854	(15) BRUNELLE, Sam	(14) MCLEAN, Mir
11/30/2022	at Penn St.	W 89-68	1823	(24) MCLEAN, Mir	(13) MCLEAN, Mir
12/04/2022	UNCW	W 78-36	3221	(22) DALE, Mckenna	(9) MCLEAN, Mir
12/07/2022	at William & Mary	W 83-54	553	(22) MCLEAN, Mir	(17) MCLEAN, Mir
12/18/2022	Morgan St.	W 84-28	3706	(16) MCLEAN, Mir	(9) MCLEAN, Mir
12/21/2022	at Duke	L 56-70	1568	(11) SMITH, Alexia	(8) MCLEAN, Mir
12/29/2022	Georgia Tech	W 69-63	3749	(13) MCLEAN, Mir	(9) MCLEAN, Mir
01/05/2023	at Virginia Tech	L 66-74	2630	(18) TAYLOR, Camryn	(9) MILLER, Carole
01/08/2023	at NC State	L 62-87	5500	(16) TAYLOR, Camryn	(11) MCLEAN, Mir
01/12/2023	North Carolina	L 59-70	3191	(16) VALLADAY, Taylor	(9) BRUNELLE, Sam
01/15/2023	Boston College	W 66-50	3766	(18) CLARKSON, London	(15) LAWSON, Kaydan
01/19/2023	Florida St.	L 68-77	3125	(18) TAYLOR, Camryn	(10) TAYLOR, Camryn
01/22/2023	at Notre Dame	L 54-76	6442	(13) TAYLOR, Camryn	(8) DALE, Mckenna
					(8) CLARKSON, London
01/26/2023	at Syracuse	L 72-90	1606	(20) TAYLOR, Camryn	(7) TAYLOR, Camryn
01/29/2023	Virginia Tech	L 60-72	5103	(22) TAYLOR, Camryn	(6) VALLADAY, Taylor
02/02/2023	at North Carolina	L 62-73	2490	(23) CLARKSON, London	(9) DALE, Mckenna
02/05/2023	at Pittsburgh	L 51-60	1136	(14) TAYLOR, Camryn	(10) CLARKSON, London
02/09/2023	Louisville	L 53-63	3008	(14) TAYLOR, Camryn	(7) SMITH, Alexia
					(7) VAUGHN, Yonta
02/12/2023	NC State	W 71-59	3700	(22) VALLADAY, Taylor	(9) LAWSON, Kaydan
02/19/2023	Duke	L 52-56	6378	(19) VALLADAY, Taylor	(8) TAYLOR, Camryn
02/23/2023	at Clemson	L 69-79	892	(15) TAYLOR, Camryn	(9) TAYLOR, Camryn
02/26/2023	at Miami (FL)	L 74-85	2453	(21) TAYLOR, Camryn	(7) TAYLOR, Camryn
					(7) SMITH, Alexia
03/01/2023	vs Wake Forest	L 57-68	3859	(19) TAYLOR, Camryn	(8) TAYLOR, Camryn

### Attendance Summary

	Games	Attend	Avg/Game
Home	16	55820	3489
Away	13	28124	2163
Neutral	1	3859	3859

# 2022-23 TEAM GAME-BY-GAME



## 2022-23 Virginia Women's Basketball Team Game-by-Game All games

Page 1/1  
as of Nov 07, 2023

Opponent	Date	Score	W	Total		3-Pointers		Free throws		Rebounds				Other Stats						
				FG-FGA	PCT	3FG-3FGA	PCT	FT-FTA	PCT	OFF	DEF	TOT	AVG	PF	A	TO	BLK	STL	PTS	AVG
George Washington	11/07/2022	85-59	W	30-68	.441	9-26	.346	16-21	.762	17	36	53	53.0	15	19	11	4	4	85	85.0
UMBC	11/10/2022	101-46	W	42-85	.494	9-25	.360	8-15	.533	23	42	65	59.0	17	22	13	8	8	101	93.0
Wake Forest	11/13/2022	72-52	W	24-65	.369	7-22	.318	17-23	.739	12	29	41	53.0	21	16	8	3	9	72	86.0
at Loyola Chicago	11/16/2022	68-62	W	29-55	.527	0-10	.000	10-18	.556	12	24	36	48.8	12	14	19	6	8	68	81.5
at American	11/20/2022	74-60	W	29-75	.387	3-20	.150	13-18	.722	23	22	45	48.0	16	10	12	4	12	74	80.0
Campbell	11/23/2022	62-41	W	23-61	.377	3-10	.300	13-21	.619	16	27	43	47.2	19	11	15	3	10	62	77.0
Minnesota	11/26/2022	73-70	W	31-76	.408	4-20	.200	7-13	.538	15	29	44	46.7	16	20	12	5	16	73	76.4
East Carolina	11/27/2022	72-50	W	24-55	.436	7-21	.333	17-24	.708	19	37	56	47.9	20	18	30	8	10	72	75.9
at Penn St.	11/30/2022	89-68	W	33-67	.493	9-25	.360	14-17	.824	14	27	41	47.1	15	24	12	1	10	89	77.3
UNCW	12/04/2022	78-36	W	31-75	.413	7-28	.250	9-11	.818	18	32	50	47.4	6	23	13	8	15	78	77.4
at William & Mary	12/07/2022	83-54	W	34-69	.493	6-21	.286	9-17	.529	21	30	51	47.7	24	14	19	3	8	83	77.9
Morgan St.	12/18/2022	84-28	W	29-52	.558	6-15	.400	20-28	.714	10	41	51	48.0	14	24	20	7	11	84	78.4
at Duke	12/21/2022	56-70	L	18-56	.321	3-15	.200	17-22	.773	13	27	40	47.4	26	5	19	2	7	56	76.7
Georgia Tech	12/29/2022	69-63	W	26-55	.473	3-7	.429	14-24	.583	11	21	32	46.3	18	12	16	6	6	69	76.1
at Virginia Tech	01/05/2023	66-74	L	28-64	.438	4-17	.235	6-8	.750	9	28	37	45.7	23	16	18	1	4	66	75.5
at NC State	01/08/2023	62-87	L	25-76	.329	4-18	.222	8-15	.533	16	22	38	45.2	20	7	7	0	6	62	74.6
North Carolina	01/12/2023	59-70	L	20-64	.313	9-29	.310	10-16	.625	16	32	48	45.4	24	12	21	2	4	59	73.7
Boston College	01/15/2023	66-50	W	18-50	.360	3-15	.200	27-28	.964	12	28	40	45.1	21	12	23	9	13	66	73.3
Florida St.	01/19/2023	68-77	L	27-65	.415	7-18	.389	7-8	.875	10	31	41	44.8	22	15	21	13	7	68	73.0
at Notre Dame	01/22/2023	54-76	L	19-64	.297	3-15	.200	13-18	.722	20	22	42	44.7	17	8	15	1	10	54	72.1
at Syracuse	01/26/2023	72-90	L	28-59	.475	7-13	.538	9-13	.692	13	18	31	44.0	16	21	18	3	6	72	72.0
Virginia Tech	01/29/2023	60-72	L	23-57	.404	2-9	.222	12-13	.923	8	21	29	43.4	17	16	13	1	8	60	71.5
at North Carolina	02/02/2023	62-73	L	23-60	.383	4-20	.200	12-14	.857	10	20	30	42.8	19	18	18	1	11	62	71.1
at Pittsburgh	02/05/2023	51-60	L	17-63	.270	6-30	.200	11-13	.846	23	27	50	43.1	21	13	16	3	6	51	70.3
Louisville	02/09/2023	53-63	L	19-53	.358	5-18	.278	10-15	.667	9	22	31	42.6	23	14	17	2	7	53	69.6
NC State	02/12/2023	71-59	W	26-56	.464	4-14	.286	15-21	.714	8	37	45	42.7	21	16	17	8	6	71	69.6
Duke	02/19/2023	52-56	L	19-56	.339	4-14	.286	10-11	.909	11	21	32	42.3	16	11	15	6	13	52	69.0
at Clemson	02/23/2023	69-79	L	27-72	.375	9-33	.273	6-11	.545	18	18	36	42.1	21	17	14	2	12	69	69.0
at Miami (FL)	02/26/2023	74-85	L	29-69	.420	7-22	.318	9-11	.818	9	20	29	41.6	16	16	12	1	7	74	69.1
vs Wake Forest	03/01/2023	57-68	L	20-59	.339	4-17	.235	13-18	.722	15	23	38	41.5	19	12	16	4	5	57	68.7
<b>Total</b>		<b>2062</b>		<b>771-1901</b>	<b>.406</b>	<b>158-567</b>	<b>.279</b>	<b>362-505</b>	<b>.717</b>	<b>431</b>	<b>814</b>	<b>1245</b>	<b>41.5</b>	<b>555</b>	<b>456</b>	<b>480</b>	<b>125</b>	<b>259</b>	<b>2062</b>	<b>68.7</b>
Opponents		1898		675-1751	.385	168-602	.279	380-535	.710	321	754	1075	35.8	545	390	528	134	205	1898	63.3

### Virginia Averages

Games Played	Points/game	FG Pct	3FG Pct	FT Pct	Rebounds/game	Assists/game	Turnovers/game	Assist/Turnover ratio	Steals/game	Blocks/game
30	68.7	40.6	27.9	71.7	41.5	15.2	16.0	1.0	8.6	4.2

# 2022-23 OPPONENT GAME-BY-GAME



## 2022-23 Virginia Women's Basketball Opponents Game-by-Game All games

Page 1/1  
as of Nov 07, 2023

Opponent	Date	Score	W	Total		3-Pointers		Free throws		Rebounds				PF	A	TO	BLK	STL	PTS	AVG
				FG-FGA	PCT	3FG-3FGA	PCT	FT-FTA	PCT	OFF	DEF	TOT	AVG							
George Washington	11/07/2022	85-59	W	22-69	.319	6-28	.214	9-11	.818	12	24	36	36.0	18	6	11	2	6	59	59.0
UMBC	11/10/2022	101-46	W	16-62	.258	1-16	.063	13-20	.650	8	24	32	34.0	20	6	19	4	6	46	52.5
Wake Forest	11/13/2022	72-52	W	17-55	.309	8-25	.320	10-21	.476	15	30	45	37.7	23	15	22	6	6	52	52.3
at Loyola Chicago	11/16/2022	68-62	W	24-55	.436	6-19	.316	8-9	.889	7	17	24	34.3	21	16	20	0	4	62	54.8
at American	11/20/2022	74-60	W	24-53	.453	5-15	.333	7-10	.700	7	23	30	33.4	23	11	23	1	4	60	55.8
Campbell	11/23/2022	62-41	W	15-47	.319	4-22	.182	7-9	.778	6	25	31	33.0	23	6	25	8	3	41	53.3
Minnesota	11/26/2022	73-70	W	25-61	.410	8-21	.381	12-15	.800	9	32	41	34.1	18	14	22	4	5	70	55.7
East Carolina	11/27/2022	72-50	W	20-64	.313	2-16	.125	8-15	.533	10	15	25	33.0	27	7	18	3	12	50	55.0
at Penn St.	11/30/2022	89-68	W	26-63	.413	9-23	.391	7-12	.583	12	21	33	33.0	16	12	14	3	7	68	56.4
UNCW	12/04/2022	78-36	W	16-63	.254	1-13	.077	3-6	.500	16	26	42	33.9	17	7	23	6	4	36	54.4
at William & Mary	12/07/2022	83-54	W	18-53	.340	3-19	.158	15-23	.652	8	17	25	33.1	25	10	20	0	4	54	54.4
Morgan St.	12/18/2022	84-28	W	11-66	.167	0-19	.000	6-8	.750	13	17	30	32.8	22	7	21	1	9	28	52.2
at Duke	12/21/2022	56-70	L	21-59	.356	7-17	.412	21-29	.724	14	27	41	33.5	20	14	17	8	7	70	53.5
Georgia Tech	12/29/2022	69-63	W	20-49	.408	4-14	.286	19-24	.792	10	24	34	33.5	17	11	20	4	8	63	54.2
at Virginia Tech	01/05/2023	66-74	L	26-62	.419	8-25	.320	14-16	.875	9	26	35	33.6	16	12	13	2	5	74	55.5
at NC State	01/08/2023	62-87	L	31-54	.574	7-18	.389	18-26	.692	6	39	45	34.3	16	14	16	12	2	87	57.5
North Carolina	01/12/2023	59-70	L	22-59	.373	6-21	.286	20-26	.769	8	29	37	34.5	15	13	14	8	9	70	58.2
Boston College	01/15/2023	66-50	W	18-66	.273	2-20	.100	12-19	.632	20	20	40	34.8	22	9	21	3	10	50	57.8
Florida St.	01/19/2023	68-77	L	24-67	.358	7-24	.292	22-29	.759	14	28	42	35.2	14	15	12	9	8	77	58.8
at Notre Dame	01/22/2023	54-76	L	27-54	.500	8-20	.400	14-20	.700	9	28	37	35.3	17	18	16	8	10	76	59.7
at Syracuse	01/26/2023	72-90	L	32-66	.485	12-28	.429	14-19	.737	17	21	38	35.4	10	19	12	5	11	90	61.1
Virginia Tech	01/29/2023	60-72	L	27-51	.529	6-15	.400	12-15	.800	5	27	32	35.2	16	19	15	6	5	72	61.6
at North Carolina	02/02/2023	62-73	L	26-49	.531	3-11	.273	18-23	.783	2	27	29	35.0	21	11	18	3	9	73	62.1
at Pittsburgh	02/05/2023	51-60	L	19-54	.352	7-22	.318	15-20	.750	13	25	38	35.1	15	10	14	6	6	60	62.0
Louisville	02/09/2023	53-63	L	19-51	.373	6-22	.273	19-25	.760	12	27	39	35.2	17	16	18	4	7	63	62.0
NC State	02/12/2023	71-59	W	22-75	.293	4-28	.143	11-16	.688	19	26	45	35.6	21	18	16	4	6	59	61.9
Duke	02/19/2023	52-56	L	23-52	.442	8-18	.444	2-9	.222	11	24	35	35.6	13	17	18	6	8	56	61.7
at Clemson	02/23/2023	69-79	L	27-56	.482	7-19	.368	18-23	.783	12	29	41	35.8	14	16	22	2	6	79	62.3
at Miami (FL)	02/26/2023	74-85	L	32-61	.525	7-21	.333	14-20	.700	9	29	38	35.9	12	26	15	1	7	85	63.1
vs Wake Forest	03/01/2023	57-68	L	25-55	.455	6-23	.261	12-17	.706	8	27	35	35.8	16	15	13	5	11	68	63.3
<b>Total</b>		<b>1898</b>		<b>675-1751</b>	<b>.385</b>	<b>168-602</b>	<b>.279</b>	<b>380-535</b>	<b>.710</b>	<b>321</b>	<b>754</b>	<b>1075</b>	<b>35.8</b>	<b>545</b>	<b>390</b>	<b>528</b>	<b>134</b>	<b>205</b>	<b>1898</b>	<b>63.3</b>
Virginia		2062		771-1901	.406	158-567	.279	362-505	.717	431	814	1245	41.5	555	456	480	125	259	2062	68.7

### Opponents Averages

Games Played	Points/game	FG Pct	3FG Pct	FT Pct	Rebounds/game	Assists/game	Turnovers/game	Assist/Turnover ratio	Steals/game	Blocks/game
30	63.3	38.5	27.9	71.0	35.8	13.0	17.6	0.7	6.8	4.5

# 2022-23 TEAM GAME HIGHS



## 2022-23 Virginia Women's Basketball Team High/Low Analysis All games

Page 1/4  
as of Nov 07, 2023

### Virginia - Game Highs

<b>POINTS</b>	101		UMBC (11/10/2022)
	89		at Penn St. (11/30/2022)
	85		George Washington (11/07/2022)
	84		Morgan St. (12/18/2022)
	83		at William & Mary (12/07/2022)
<b>FIELD GOALS MADE</b>	42		UMBC (11/10/2022)
	34		at William & Mary (12/07/2022)
<b>FIELD GOAL ATTEMPTS</b>	85		UMBC (11/10/2022)
	76		at NC State (01/08/2023)
	76		Minnesota (11/26/2022)
<b>FIELD GOAL PERCENTAGE</b>	.558	(29-52)	Morgan St. (12/18/2022)
	.527	(29-55)	at Loyola Chicago (11/16/2022)
<b>3 PT FG MADE</b>	9		at Clemson (02/23/2023)
	9		North Carolina (01/12/2023)
	9		at Penn St. (11/30/2022)
	9		UMBC (11/10/2022)
	9		George Washington (11/07/2022)
<b>3 PT FG ATTEMPTS</b>	33		at Clemson (02/23/2023)
	30		at Pittsburgh (02/05/2023)
<b>3 PT FG PERCENTAGE</b>	.538	(7-13)	at Syracuse (01/26/2023)
	.429	(3-7)	Georgia Tech (12/29/2022)
<b>FREE THROWS MADE</b>	27		Boston College (01/15/2023)
	20		Morgan St. (12/18/2022)
<b>FREE THROW ATTEMPTS</b>	28		Boston College (01/15/2023)
	28		Morgan St. (12/18/2022)
<b>FREE THROW PERCENTAGE</b>	.964	(27-28)	Boston College (01/15/2023)
	.923	(12-13)	Virginia Tech (01/29/2023)
<b>REBOUNDS</b>	65		UMBC (11/10/2022)
	56		East Carolina (11/27/2022)
<b>ASSISTS</b>	24		Morgan St. (12/18/2022)
	24		at Penn St. (11/30/2022)
<b>STEALS</b>	16		Minnesota (11/26/2022)
	15		UNCW (12/04/2022)
<b>BLOCKED SHOTS</b>	13		Florida St. (01/19/2023)
	9		Boston College (01/15/2023)
<b>TURNOVERS</b>	30		East Carolina (11/27/2022)
	23		Boston College (01/15/2023)
<b>FOULS</b>	26		at Duke (12/21/2022)
	24		North Carolina (01/12/2023)
	24		at William & Mary (12/07/2022)

# 2022-23 OPPONENT GAME HIGHS



## 2022-23 Virginia Women's Basketball Team High/Low Analysis All games

Page 2/4  
as of Nov 07, 2023

### Opponent - Game Highs

<b>POINTS</b>	90		at Syracuse (01/26/2023)
	87		at NC State (01/08/2023)
	85		at Miami (FL) (02/26/2023)
	79		at Clemson (02/23/2023)
	77		Florida St. (01/19/2023)
<b>FIELD GOALS MADE</b>	32		at Miami (FL) (02/26/2023)
	32		at Syracuse (01/26/2023)
<b>FIELD GOAL ATTEMPTS</b>	75		NC State (02/12/2023)
	69		George Washington (11/07/2022)
<b>FIELD GOAL PERCENTAGE</b>	.574	(31-54)	at NC State (01/08/2023)
	.531	(26-49)	at North Carolina (02/02/2023)
<b>3 PT FG MADE</b>	12		at Syracuse (01/26/2023)
	9		at Penn St. (11/30/2022)
<b>3 PT FG ATTEMPTS</b>	28		NC State (02/12/2023)
	28		at Syracuse (01/26/2023)
	28		George Washington (11/07/2022)
<b>3 PT FG PERCENTAGE</b>	.444	(8-18)	Duke (02/19/2023)
	.429	(12-28)	at Syracuse (01/26/2023)
<b>FREE THROWS MADE</b>	22		Florida St. (01/19/2023)
	21		at Duke (12/21/2022)
<b>FREE THROW ATTEMPTS</b>	29		Florida St. (01/19/2023)
	29		at Duke (12/21/2022)
<b>FREE THROW PERCENTAGE</b>	.889	(8-9)	at Loyola Chicago (11/16/2022)
	.875	(14-16)	at Virginia Tech (01/05/2023)
<b>REBOUNDS</b>	45		NC State (02/12/2023)
	45		at NC State (01/08/2023)
	45		Wake Forest (11/13/2022)
<b>ASSISTS</b>	26		at Miami (FL) (02/26/2023)
	19		Virginia Tech (01/29/2023)
	19		at Syracuse (01/26/2023)
<b>STEALS</b>	12		East Carolina (11/27/2022)
	11		vs Wake Forest (N) (03/01/2023)
	11		at Syracuse (01/26/2023)
<b>BLOCKED SHOTS</b>	12		at NC State (01/08/2023)
	9		Florida St. (01/19/2023)
<b>TURNOVERS</b>	25		Campbell (11/23/2022)
	23		UNCW (12/04/2022)
	23		at American (11/20/2022)
<b>FOULS</b>	27		East Carolina (11/27/2022)
	25		at William & Mary (12/07/2022)



# 2022-23 TEAM GAME LOWS



## 2022-23 Virginia Women's Basketball Team High/Low Analysis All games

Page 3/4  
as of Nov 07, 2023

### Virginia - Game Lows

<b>POINTS</b>	51		at Pittsburgh (02/05/2023)
	52		Duke (02/19/2023)
	53		Louisville (02/09/2023)
	54		at Notre Dame (01/22/2023)
	56		at Duke (12/21/2022)
<b>FIELD GOALS MADE</b>	17		at Pittsburgh (02/05/2023)
	18		Boston College (01/15/2023)
	18		at Duke (12/21/2022)
<b>FIELD GOAL ATTEMPTS</b>	50		Boston College (01/15/2023)
	52		Morgan St. (12/18/2022)
<b>FIELD GOAL PERCENTAGE</b>	.270	(17-63)	at Pittsburgh (02/05/2023)
	.297	(19-64)	at Notre Dame (01/22/2023)
<b>3 PT FG MADE</b>	0		at Loyola Chicago (11/16/2022)
	2		Virginia Tech (01/29/2023)
<b>3 PT FG ATTEMPTS</b>	7		Georgia Tech (12/29/2022)
	9		Virginia Tech (01/29/2023)
<b>3 PT FG PERCENTAGE</b>	.000	(0-10)	at Loyola Chicago (11/16/2022)
	.150	(3-20)	at American (11/20/2022)
<b>FREE THROWS MADE</b>	6		at Clemson (02/23/2023)
	6		at Virginia Tech (01/05/2023)
<b>FREE THROW ATTEMPTS</b>	8		Florida St. (01/19/2023)
	8		at Virginia Tech (01/05/2023)
<b>FREE THROW PERCENTAGE</b>	.529	(9-17)	at William & Mary (12/07/2022)
	.533	(8-15)	at NC State (01/08/2023)
	.533	(8-15)	UMBC (11/10/2022)
<b>REBOUNDS</b>	29		at Miami (FL) (02/26/2023)
	29		Virginia Tech (01/29/2023)
<b>ASSISTS</b>	5		at Duke (12/21/2022)
	7		at NC State (01/08/2023)
<b>STEALS</b>	4		North Carolina (01/12/2023)
	4		at Virginia Tech (01/05/2023)
	4		George Washington (11/07/2022)
<b>BLOCKED SHOTS</b>	0		at NC State (01/08/2023)
	1		at Miami (FL) (02/26/2023)
	1		at North Carolina (02/02/2023)
	1		Virginia Tech (01/29/2023)
	1		at Notre Dame (01/22/2023)
	1		at Virginia Tech (01/05/2023)
	1		at Penn St. (11/30/2022)
<b>TURNOVERS</b>	7		at NC State (01/08/2023)
	8		Wake Forest (11/13/2022)
<b>FOULS</b>	6		UNCW (12/04/2022)
	12		at Loyola Chicago (11/16/2022)

# 2022-23 OPPONENT GAME LOWS



## 2022-23 Virginia Women's Basketball Team High/Low Analysis All games

Page 4/4  
as of Nov 07, 2023

### Opponent - Game Lows

<b>POINTS</b>	28		Morgan St. (12/18/2022)
	36		UNCW (12/04/2022)
	41		Campbell (11/23/2022)
	46		UMBC (11/10/2022)
	50		Boston College (01/15/2023)
	50		East Carolina (11/27/2022)
<b>FIELD GOALS MADE</b>	11		Morgan St. (12/18/2022)
	15		Campbell (11/23/2022)
<b>FIELD GOAL ATTEMPTS</b>	47		Campbell (11/23/2022)
	49		at North Carolina (02/02/2023)
	49		Georgia Tech (12/29/2022)
<b>FIELD GOAL PERCENTAGE</b>	.167	(11-66)	Morgan St. (12/18/2022)
	.254	(16-63)	UNCW (12/04/2022)
<b>3 PT FG MADE</b>	0		Morgan St. (12/18/2022)
	1		UNCW (12/04/2022)
	1		UMBC (11/10/2022)
<b>3 PT FG ATTEMPTS</b>	11		at North Carolina (02/02/2023)
	13		UNCW (12/04/2022)
<b>3 PT FG PERCENTAGE</b>	.000	(0-19)	Morgan St. (12/18/2022)
	.063	(1-16)	UMBC (11/10/2022)
<b>FREE THROWS MADE</b>	2		Duke (02/19/2023)
	3		UNCW (12/04/2022)
<b>FREE THROW ATTEMPTS</b>	6		UNCW (12/04/2022)
	8		Morgan St. (12/18/2022)
<b>FREE THROW PERCENTAGE</b>	.222	(2-9)	Duke (02/19/2023)
	.476	(10-21)	Wake Forest (11/13/2022)
<b>REBOUNDS</b>	24		at Loyola Chicago (11/16/2022)
	25		at William & Mary (12/07/2022)
	25		East Carolina (11/27/2022)
<b>ASSISTS</b>	6		Campbell (11/23/2022)
	6		UMBC (11/10/2022)
	6		George Washington (11/07/2022)
<b>STEALS</b>	2		at NC State (01/08/2023)
	3		Campbell (11/23/2022)
<b>BLOCKED SHOTS</b>	0		at William & Mary (12/07/2022)
	0		at Loyola Chicago (11/16/2022)
<b>TURNOVERS</b>	11		George Washington (11/07/2022)
	12		at Syracuse (01/26/2023)
	12		Florida St. (01/19/2023)
<b>FOULS</b>	10		at Syracuse (01/26/2023)
	12		at Miami (FL) (02/26/2023)

# 2022-23 INDIVIDUAL GAME HIGHS



## 2022-23 Virginia Women's Basketball Player Highs Analysis All games

Page 1/4  
as of Nov 07, 2023

### Virginia - Individual Game Highs

<b>POINTS</b>	24		Mir McLean at Penn St. (11/30/2022)
	23		London Clarkson at North Carolina (02/02/2023)
	22		Taylor Valladay vs NC State (02/12/2023)
	22		Camryn Taylor vs Virginia Tech (01/29/2023)
	22		Mir McLean at William & Mary (12/07/2022)
	22		Mckenna Dale vs UNCW (12/04/2022)
	22		Camryn Taylor vs Minnesota (11/26/2022)
	22		Camryn Taylor vs George Washington (11/07/2022)
<b>FIELD GOALS MADE</b>	11		Camryn Taylor vs Minnesota (11/26/2022)
	9		Camryn Taylor vs Virginia Tech (01/29/2023)
	9		Camryn Taylor at Syracuse (01/26/2023)
	9		Camryn Taylor vs Florida St. (01/19/2023)
	9		Taylor Valladay at American (11/20/2022)
	9		Sam Brunelle vs UMBC (11/10/2022)
<b>FIELD GOAL ATTEMPTS</b>	22		Camryn Taylor vs Minnesota (11/26/2022)
	19		Camryn Taylor at Miami (FL) (02/26/2023)
<b>FIELD GOAL PERCENTAGE (min 5 made)</b>	.875	(7-8)	Mir McLean at William & Mary (12/07/2022)
	.833	(5-6)	London Clarkson vs Florida St. (01/19/2023)
	.833	(5-6)	Mir McLean at Virginia Tech (01/05/2023)
	.833	(5-6)	Mir McLean vs Morgan St. (12/18/2022)
	.833	(5-6)	London Clarkson vs Campbell (11/23/2022)
	.833	(5-6)	Mir McLean vs UMBC (11/10/2022)
<b>3 PT FG MADE</b>	5		Sam Brunelle vs North Carolina (01/12/2023)
	4		Cady Pauley at Miami (FL) (02/26/2023)
	4		Cady Pauley at Clemson (02/23/2023)
	4		Mckenna Dale vs UNCW (12/04/2022)
	4		Kaydan Lawson vs George Washington (11/07/2022)
<b>3 PT FG ATTEMPTS</b>	12		Cady Pauley at Clemson (02/23/2023)
	10		Cady Pauley at Miami (FL) (02/26/2023)
	10		Mckenna Dale at Pittsburgh (02/05/2023)
	10		Mckenna Dale at North Carolina (02/02/2023)
<b>3 PT FG PERCENTAGE (min 2 made)</b>	.714	(5-7)	Sam Brunelle vs North Carolina (01/12/2023)
	.667	(2-3)	Mckenna Dale at Miami (FL) (02/26/2023)
	.667	(2-3)	Yonta Vaughn at Syracuse (01/26/2023)
	.667	(2-3)	Kaydan Lawson vs Boston College (01/15/2023)
	.667	(2-3)	Mckenna Dale at Penn St. (11/30/2022)
	.667	(2-3)	Alexia Smith at Penn St. (11/30/2022)
	.667	(2-3)	Kaydan Lawson vs East Carolina (11/27/2022)
	.667	(2-3)	Yonta Vaughn vs UMBC (11/10/2022)
<b>FREE THROWS MADE</b>	14		London Clarkson vs Boston College (01/15/2023)
	9		Mir McLean at Penn St. (11/30/2022)
<b>FREE THROW ATTEMPTS</b>	14		London Clarkson vs Boston College (01/15/2023)
	12		Taylor Valladay vs NC State (02/12/2023)

# 2022-23 INDIVIDUAL GAME HIGHS



## 2022-23 Virginia Women's Basketball Player Highs Analysis All games

Page 2/4  
as of Nov 07, 2023

### Virginia - Individual Game Highs

<b>FREE THROW PERCENTAGE (min 3 made)</b>	1.000	(14-14)	London Clarkson vs Boston College (01/15/2023)
	1.000	(5-5)	Camryn Taylor vs George Washington (11/07/2022)
	1.000	(4-4)	Camryn Taylor at Pittsburgh (02/05/2023)
	1.000	(4-4)	Mckenna Dale at Notre Dame (01/22/2023)
	1.000	(4-4)	Mckenna Dale vs Florida St. (01/19/2023)
	1.000	(4-4)	Alexia Smith vs Boston College (01/15/2023)
	1.000	(4-4)	Yonta Vaughn vs Boston College (01/15/2023)
	1.000	(4-4)	Sam Brunelle vs Georgia Tech (12/29/2022)
	1.000	(4-4)	Mir McLean at Duke (12/21/2022)
	1.000	(4-4)	Sam Brunelle vs East Carolina (11/27/2022)
	1.000	(4-4)	Taylor Valladay vs Wake Forest (11/13/2022)
	1.000	(4-4)	Carole Miller vs George Washington (11/07/2022)
	1.000	(3-3)	Taylor Valladay at Miami (FL) (02/26/2023)
	1.000	(3-3)	Camryn Taylor at Clemson (02/23/2023)
	1.000	(3-3)	Mckenna Dale vs Duke (02/19/2023)
	1.000	(3-3)	Kaydan Lawson vs NC State (02/12/2023)
	1.000	(3-3)	Mckenna Dale at Pittsburgh (02/05/2023)
	1.000	(3-3)	Taylor Valladay vs Virginia Tech (01/29/2023)
	1.000	(3-3)	Camryn Taylor vs Boston College (01/15/2023)
	1.000	(3-3)	Sam Brunelle vs Wake Forest (11/13/2022)
<b>REBOUNDS</b>	17		Mir McLean at William & Mary (12/07/2022)
	15		Kaydan Lawson vs Boston College (01/15/2023)
	15		Mir McLean vs Minnesota (11/26/2022)
<b>ASSISTS</b>	8		Yonta Vaughn at Syracuse (01/26/2023)
	7		Taylor Valladay vs NC State (02/12/2023)
	7		Taylor Valladay at North Carolina (02/02/2023)
<b>STEALS</b>	5		Taylor Valladay at Clemson (02/23/2023)
	5		Mir McLean vs Wake Forest (11/13/2022)
<b>BLOCKED SHOTS</b>	5		Sam Brunelle vs Florida St. (01/19/2023)
	4		Camryn Taylor vs Morgan St. (12/18/2022)
<b>TURNOVERS</b>	7		Alexia Smith vs North Carolina (01/12/2023)
	7		Sam Brunelle vs East Carolina (11/27/2022)
	7		Taylor Valladay at Loyola Chicago (11/16/2022)
<b>FOULS</b>	5		Taylor Valladay vs Wake Forest (N) (03/01/2023)
	5		Kaydan Lawson at Clemson (02/23/2023)
	5		Camryn Taylor vs NC State (02/12/2023)
	5		Mckenna Dale vs NC State (02/12/2023)
	5		Camryn Taylor vs Louisville (02/09/2023)
	5		London Clarkson vs Louisville (02/09/2023)
	5		Taylor Valladay at Pittsburgh (02/05/2023)
	5		Kaydan Lawson at North Carolina (02/02/2023)
	5		Camryn Taylor at Syracuse (01/26/2023)
	5		Camryn Taylor at Notre Dame (01/22/2023)
	5		London Clarkson at Notre Dame (01/22/2023)
	5		London Clarkson vs Florida St. (01/19/2023)
	5		Sam Brunelle vs Florida St. (01/19/2023)
	5		Taylor Valladay vs North Carolina (01/12/2023)
	5		Camryn Taylor at Virginia Tech (01/05/2023)
	5		Mir McLean vs Georgia Tech (12/29/2022)
	5		Mir McLean at Duke (12/21/2022)
	5		Camryn Taylor at Duke (12/21/2022)
5		Cady Pauley at William & Mary (12/07/2022)	
5		Mir McLean vs East Carolina (11/27/2022)	

# 2022-23 OPPONENT INDIVIDUAL GAME HIGHS



## 2022-23 Virginia Women's Basketball Player Highs Analysis All games

Page 3/4  
as of Nov 07, 2023

### Opponent - Individual Game Highs

<b>POINTS</b>	36		Dyaisha Fair at Syracuse (01/26/2023)
	25		Kayana Traylor vs Virginia Tech (01/29/2023)
	24		Mara Braun vs Minnesota (11/26/2022)
	22		Jada Boyd vs NC State (02/12/2023)
	22		Georgia Amooore at Virginia Tech (01/05/2023)
<b>FIELD GOALS MADE</b>	11		Dyaisha Fair at Syracuse (01/26/2023)
	9		Kyla Oldacre at Miami (FL) (02/26/2023)
	9		Jada Boyd vs NC State (02/12/2023)
	9		Kayana Traylor vs Virginia Tech (01/29/2023)
<b>FIELD GOAL ATTEMPTS</b>	19		Jada Boyd vs NC State (02/12/2023)
	17		Taylor Soule at Virginia Tech (01/05/2023)
	17		Emily Johns at American (11/20/2022)
<b>FIELD GOAL PERCENTAGE (min 5 made)</b>	.818	(9-11)	Kyla Oldacre at Miami (FL) (02/26/2023)
	.750	(6-8)	Lauren Ebo at Notre Dame (01/22/2023)
<b>3 PT FG MADE</b>	8		Dyaisha Fair at Syracuse (01/26/2023)
	6		Sonia Citron at Notre Dame (01/22/2023)
<b>3 PT FG ATTEMPTS</b>	11		Dyaisha Fair at Syracuse (01/26/2023)
	10		Georgia Amooore at Virginia Tech (01/05/2023)
<b>3 PT FG PERCENTAGE (min 2 made)</b>	1.000	(2-2)	Elizabeth Balogun vs Duke (02/19/2023)
	1.000	(2-2)	Vanessa de Jesus at Duke (12/21/2022)
<b>FREE THROWS MADE</b>	9		Deja Kelly vs North Carolina (01/12/2023)
	8		Mara Braun vs Minnesota (11/26/2022)
<b>FREE THROW ATTEMPTS</b>	11		Deja Kelly vs North Carolina (01/12/2023)
	9		Mara Braun vs Minnesota (11/26/2022)
<b>FREE THROW PERCENTAGE (min 3 made)</b>	1.000	(7-7)	Vanessa de Jesus at Duke (12/21/2022)
	1.000	(6-6)	Chrislyn Carr vs Louisville (02/09/2023)
	1.000	(6-6)	Liatu King at Pittsburgh (02/05/2023)
	1.000	(6-6)	Dyaisha Fair at Syracuse (01/26/2023)
	1.000	(6-6)	Kayana Traylor at Virginia Tech (01/05/2023)
	1.000	(6-6)	Ashia McCalla vs UMBC (11/10/2022)
	1.000	(5-5)	Hailey Van Lith vs Louisville (02/09/2023)
	1.000	(5-5)	Ta'Niya Latson vs Florida St. (01/19/2023)
	1.000	(4-4)	Eno Inyang at Clemson (02/23/2023)
	1.000	(4-4)	Deja Kelly at North Carolina (02/02/2023)
	1.000	(4-4)	Kayana Traylor vs Virginia Tech (01/29/2023)
	1.000	(4-4)	KK Bransford at Notre Dame (01/22/2023)
	1.000	(4-4)	Paulina Paris vs North Carolina (01/12/2023)
	1.000	(4-4)	Jada Boyd at NC State (01/08/2023)
	1.000	(4-4)	Georgia Amooore at Virginia Tech (01/05/2023)
	1.000	(4-4)	Bianca Jackson vs Georgia Tech (12/29/2022)
	1.000	(4-4)	Taya Corosdale at Duke (12/21/2022)
1.000	(4-4)	Ja'Niah Henson vs Morgan St. (12/18/2022)	
1.000	(4-4)	Danae McNeal vs East Carolina (11/27/2022)	
1.000	(4-4)	Maya Chandler at Loyola Chicago (11/16/2022)	
<b>REBOUNDS</b>	13		Saniya Rivers vs NC State (02/12/2023)
	12		Celeste Taylor vs Duke (02/19/2023)
	12		Sitori Tanin at Loyola Chicago (11/16/2022)
<b>ASSISTS</b>	8		Celeste Taylor vs Duke (02/19/2023)
	7		Karla Erjavec at Miami (FL) (02/26/2023)
	7		Alaina Rice at Syracuse (01/26/2023)
	7		Olivia Miles at Notre Dame (01/22/2023)

# 2022-23 OPPONENT INDIVIDUAL GAME HIGHS



2022-23 Virginia Women's Basketball  
Player Highs Analysis  
All games

Page 4/4  
as of Nov 07, 2023


## Opponent - Individual Game Highs

<b>STEALS</b>	4	Elise Williams vs Wake Forest (N) (03/01/2023)
	4	Lauren Ebo at Notre Dame (01/22/2023)
	4	Dontavia Waggoner vs Boston College (01/15/2023)
	4	Alyssa Ustby vs North Carolina (01/12/2023)
	4	Bianca Jackson vs Georgia Tech (12/29/2022)
	4	Celeste Taylor at Duke (12/21/2022)
	4	Ja'Niah Henson vs Morgan St. (12/18/2022)
<b>BLOCKED SHOTS</b>	7	Madison Hayes at NC State (01/08/2023)
	6	Makayla Timpson vs Florida St. (01/19/2023)
<b>TURNOVERS</b>	8	Amari Robinson at Clemson (02/23/2023)
	7	Katie Borowicz vs Minnesota (11/26/2022)
<b>FOULS</b>	5	Aziaha James vs NC State (02/12/2023)
	5	Taylor Soule vs Virginia Tech (01/29/2023)
	5	Saniaa Wilson at Syracuse (01/26/2023)
	5	Synia Johnson vs East Carolina (11/27/2022)
	5	Tiara Chambers vs East Carolina (11/27/2022)
	5	Brittany Staves vs Campbell (11/23/2022)
	5	Molly Lavin at American (11/20/2022)
	5	Lauren Stack at American (11/20/2022)
	5	Sophia Nolan at Loyola Chicago (11/16/2022)
	5	Demeara Hinds vs Wake Forest (11/13/2022)
5	Taylor Webster vs George Washington (11/07/2022)	

# 2023-24 BROADCAST SHEET




**#0 OLIVIA MCGHEE**  
6-2 Guard  
Mineral, Va.



**#1 PARIS CLARK**  
5-8 Guard  
The Bronx, N.Y.



**#4 JILLIAN BROWN**  
5-10 Guard  
Grand Rapids, Mich.




**#5 YONTA VAUGHN**  
5-8 Guard  
District Heights, Md.




**#10 MIR MCLEAN**  
5-11 Guard/Forward  
Baltimore, Md.




**#12 EDESSA NOYAN**  
6-3 Forward  
Södertälje, Sweden



**#14 KAYDAN LAWSON**  
6-0 Guard  
Cleveland, Ohio



**#20 CAMRYN TAYLOR**  
6-2 Forward  
Peoria, Ill.



**#21 KYMORA JOHNSON**  
5-7 Guard  
Charlottesville, Va.



**#23 ALEXIA SMITH**  
5-8 Guard  
Columbus, Ohio



**#32 CADY PAULEY**  
5-11 Guard  
Milan, Mo.



**#33 SAM BRUNELLE**  
6-2 Forward  
Ruckersville, Va.



**#34 LONDON CLARKSON**  
6-2 Forward  
Pflugerville, Texas




**#41 TAYLOR LAUTERBACH**  
6-7 Center  
Appleton, Wisc.



**Amaka Agugua-Hamilton**  
Head Coach  
2nd Season



**CJ Jones**  
Assistant Coach  
2nd Season



**Tori Jankoska**  
Assistant Coach  
2nd Season



**Alysiah Bond**  
Assistant Coach  
2nd Season



**Janko Popovic**  
Assistant Coach  
2nd Season