



VIRGINIATM

VIRGINIA ATHLETICS MEDIA RELATIONS
 295 Massie Road, Room 154
 Charlottesville, VA 22904
Men's Basketball Contact: Erich Bacher
O: (434) 982-5530 **C:** (720) 318-5538
E-mail: bacher@virginia.edu
Web: VirginiaSports.com
Twitter: @UVAMensHoops, @ErichJBacher

25 NCAA TOURNAMENT APPEARANCES · 2019 NCAA CHAMPIONS · 3 NCAA FINAL FOURS · 11 ALL-AMERICANS · 27 ALL-ACC FIRST TEAM SELECTIONS

GAME INFORMATION

Date/Time: Wednesday, Nov. 22, 2023 / 6 p.m.
Site: Fort Myers, Fla./Suncoast Credit Union Arena (3,500)
TV: FS1; **Online:** foxsports.com/FSWBucs.com
 Jeff Levering (ppx), LaPhonso Ellis (analyst)
Radio: Virginia Sports Radio Network
 John Freeman & Jimmy Miller
Satellite Radio: SiriusXM (N/A),
 SXM App (N/A)
Live Stats: VirginiaSports.com
Twitter: @UVAMensHoops
Virginia vs. West Virginia: 9-10
Charlottesville: 4-4, **Morgantown:** 2-4; **Neutral:** 3-2
First Meeting: Jan. 17, 1916 (W, 38-21)
Last Meeting: Dec. 5, 2017 (L, 68-61)

2023-24 SCHEDULE/RESULTS - 4-1, 0-0 ACC

Date	Opponent	TV	Time/Result
Nov. 6	[RV] Tarleton State	ACCNX	W, 80-50
Nov. 10	[RV] vs. Florida (RV) #	ACCN	W, 73-70
Nov. 14	[RV] N.C. A&T	ACCNX	W, 80-51
Nov. 16	[RV] Texas Southern	ACCN	W, 62-33
Nov. 20	[24] vs. Wisconsin \$	FS1	L, 65-41
Nov. 22	[24] vs. SMU/WVU \$	FS1	6 p.m.
Nov. 29	Texas A&M %	ESPN2	7:15 p.m.
Dec. 2	Syracuse *	ESPN2	Noon
Dec. 5	NCCU	ACCNX	7 p.m.
Dec. 16	Northeastern	ACCN	6 p.m.
Dec. 19	at Memphis	ESPN2	7 p.m.
Dec. 27	Morgan State	ACCN	7 p.m.
Dec. 30	at Notre Dame *	ACCN	Noon
Jan. 3	Louisville *	ESPN/2/U	7 p.m.
Jan. 6	at NC State *	ACCN	2 p.m.
Jan. 13	at Wake Forest *	ESPN2	2 p.m.
Jan. 17	Virginia Tech *	ESPN/2/U	7 p.m.
Jan. 20	at Georgia Tech *	ACCN	6 p.m.
Jan. 24	NC State *	ACCN	7 p.m.
Jan. 27	at Louisville *	The CW	Noon
Jan. 31	Notre Dame *	ESPN/2/U	7 p.m.
Feb. 3	at Clemson *	ESPN/2	2 p.m.
Feb. 5	Miami *	ESPN	7 p.m.
Feb. 10	at Florida State *	The CW	7:45 p.m.
Feb. 13	Pittsburgh *	ACCN	7 p.m.
Feb. 17	Wake Forest *	ESPN/2/U	Noon
Feb. 19	at Virginia Tech *	ESPN	7 p.m.
Feb. 24	North Carolina *	ESPN/2	2/4 p.m.
Feb. 28	at Boston College *	ESPN/2/U	9 p.m.
Mar. 2	at Duke *	ESPN	6 p.m.
Mar. 9	Georgia Tech *	ACCN	8 p.m.
Mar. 12-16	ACC Tournament **	Washington, D.C.	

Home games in Bold

All times Eastern
 # - Hall of Fame Series, Charlotte, N.C.
 \$ - Fort Myers Tip-Off, Fort Myers, Fla.
 % - ACC/SEC Challenge
 * - ACC Game

PRONUNCIATION GUIDE

Andrew Rohde Roadie



[24/18] VIRGINIA CAVALIERS (4-1)

Head Coach: Tony Bennett (Green Bay, 1992)

Virginia: 345-126 (15th season), Career: 414-159 (18th season)

VS.



WEST VIRGINIA MOUNTAINEERS (2-2)

Interim Head Coach: Josh Eilert (Kansas State, 2004)

West Virginia: 2-2 (1st season), Career: Same

FOR OPENERS

- The Cavaliers meet West Virginia in the consolation game of the Fort Myers Tip-Off Classic.
- UVA and West Virginia square off for the first time since 2017.
- UVA is 169-51 (.768) in non-conference action under Tony Bennett.

ALL-TIME VS. WEST VIRGINIA

- Virginia is 9-10 all-time vs. the Mountaineers in the series that dates to the 1915-16 season.
- Virginia head coach Tony Bennett holds a 1-2 record against the Mountaineers.
- The Mountaineers defeated the Cavaliers in their last two matchups, taking down the Cavaliers 68-61 in 2017 and 66-57 in 2016.
- The Cavaliers defeated the Mountaineers 70-54 at the Jimmy V Classic at Madison Square Garden in New York, N.Y. on Dec. 8, 2015.
- The Cavaliers are 3-2 in their last five games vs. West Virginia and 6-4 in their last 10.
- After the Cavaliers and Mountaineers met for three consecutive seasons from 2015 to 2017, this is the first matchup between the teams in six seasons.

LAST TIME VS. THE MOUNTAINEERS

- West Virginia defeated Virginia 68-61 on Dec. 5, 2017, in Morgantown.
- Mountaineer guard Jevon Carter recorded 23 points, 10 rebounds, seven assists and two steals in 40 minutes.
- Devon Hall posted a team-high 19 points along with six rebounds for UVA.
- Kyle Guy added 18 points on six 3-pointers.
- The Mountaineers' 68 points were the most allowed by Virginia throughout the 2017-18 regular season.

HOOS IN THE NATIONAL RANKINGS

- UVA ranks fifth nationally in scoring defense (53.8 ppg), seventh in blocks per game (7.0) and turnovers per game (8.2), 15th in field goal percentage defense (35.0), 21st in assist/turnover ratio (1.83), 24th in turnover margin (6.2) and 25th in fouls per game (13.8).

VIRGINIA RANKED NO. 24 IN LATEST AP POLL

- UVA is ranked No. 24 in the latest AP top-25 poll.
- UVA earned votes in the preseason top-25 poll.
- UVA was not ranked in the AP preseason top-25 poll for the first time since 2017-18 when it received votes.
- Prior to this year, UVA was ranked in the preseason AP top-25 five consecutive seasons and nine of the last 10 seasons under Tony Bennett.

VIRGINIA'S STARTING LINEUP VS. WISCONSIN (11/20/23)

Pos.	No.	Player (Hometown)	Yr.	Ht.	Wt.	PPG	RPG	NOTES
G	2	Reece Beekman (Milwaukee, Wis.)	Sr.	6-3	194	11.8	6.0(a)	30 assists, 6 turnovers and 2.6 steals per game
G	4	Andrew Rohde (Milwaukee, Wis.)	So.	6-6	202	6.0	2.6	37.5% FG; All-Summit 1st Team at St. Thomas in 2022-23
G	11	Isaac McKneely (Poca, W.Va.)	So.	6-4	188	10.3	3.0	Shooting 60 percent from 3; 2+ 3-pointers in 3 games
G	13	Ryan Dunn (Freeport, N.Y.)	Fr.	6-8	216	9.8	7.4	T-school record with 7s vs. UF; 29 stocks (14 steals + 15 blocks)
F	0	Blake Buchanan (Coeur d'Alene, Idaho)	Fr.	6-11	225	6.0	4.2	18 PTS, 7 REB, 10 of 16 FTs vs. Florida; Started past 3 games

OFF THE BENCH

G	1	Dante Harris (Washington, D.C.)	R-Jr.	6-0	171	4.2	2.6	Georgetown transfer went 2 of 3 from 3 vs. Texas Southern
F	34	Jake Groves (Spokane, Wash.)	Gr.	6-9	211	8.6	2.8	Has made 7 of 15 3-pointers for 46.7%; 9+ pts in 3 games
G/F	35	Leon Bond III (Wauwatosa, Wis.)	R-Fr.	6-5	200	7.6	3.2	12p, 9r, 2s vs. TSU; 16p, 3r, 1b vs. NC A&T; 65.4% FG
G	10	Taine Murray (Auckland, N.Z.)	Jr.	6-5	208	4.0	1.0	7 PTS vs. NC A&T; 5 PTS vs. Tarleton State; 15.1 mpg
F	22	Jordan Minor (Kingston, Mass.)	Gr.	6-8	242	2.0	2.0	6 PTS, 2 REB vs. NC A&T; 9.0 mpg

HOOW ARE THESE CAVALIERS?

- We play defense, take quality shots, pass the basketball, limit turnovers and transition points, rebound and play more defense.
- UVA returns one starter - Reece Beekman (11.8 ppg, 6.0 apg, 3.6 rpg & 2.6 spg) - from last season's ACC regular-season champion and NCAA tournament team that finished 25-8.
- Beekman, who earned All-ACC third-team honors last season, needs 50 steals to pass Othell Wilson (222 steals from 1981-84) for first all-time at UVA.
- Ryan Dunn (9.8 ppg) leads the team in rebounding (7.4 rpg), steals (3 spg) and blocked shots (2.8 bpg).
- Isaac McKneely (10.3 ppg, 60% 3FG) had nine points vs. Wisconsin after missing the Texas Southern game with an ankle injury.
- McKneely averaged 6.7 points and shot a team-best 39.2 percent from 3-point range last year, while Dunn tallied 2.6 points and 2.9 rebounds in 12.9 minutes per game.
- Transfers Andrew Rohde (6.0 ppg), Jake Groves (8.6 ppg) and Jordan Minor (2.0 ppg, 2.0 rpg), and redshirts Leon Bond III (7.6 ppg, 3.2 rpg, 65.4% FG) and Dante Harris (4.2 ppg, 2.6 rpg) and newcomer Blake Buchanan (6.0 ppg, 4.2 rpg) and veteran Taine Murray (4.0 ppg, 40% 3FG) are main contributors.
- Elijah Gertrude, Anthony Robinson and Christian Bliss will redshirt the season, while recruited walk-ons Desmond Roberts and Tristan How round out the roster.
- UVA is shooting 45.3 percent from the field, 38.6 percent from 3-point range and 67.3 percent from the free throw line.
- UVA has committed just 41 turnovers and has 1.83 assist/turnover ratio.

LAST TIME OUT

- Wisconsin defeated No. 24 Virginia 65-41 at the Fort Myers Tip-Off on Monday, Nov. 20.
- Steven Crowl had 15 points and 10 rebounds and Tyler Wahl added nine points and 10 rebounds to lead the Badgers (3-2).
- Reece Beekman led the Hoos (4-1) with 17 points and seven assists.
- UVA shot 32.6 percent (15 of 46), including 23.6 percent (5 of 21) in the first half in the loss.
- Wisconsin owned a decisive 48-21 rebounding advantage.

STOCK UP

- UVA has totaled 84 stocks (49 steals + 35 blocks).
- UVA is averaging 16.8 stocks per game (7 blocks and 9.8 steals per game) after averaging 11.1 stocks per game last season (6.8 steals + 4.3 blocks).
- The 16.8 stocks per game are the highest in the Bennett era.

VIRGINIA HEAD COACH TONY BENNETT

- Dean and Markel Families Head Men's Basketball Coach Tony Bennett has a 345-126 (.732) mark in 15 seasons at UVA and 414-159 (.723) career mark in 18 seasons as a head coach.
- Bennett passed Terry Holland (326-173, 16 seasons) as UVA's all-time winningest coach with the win over Syracuse (1/7/23).
- Bennett recorded his 400th career win at Wake Forest (1/21/23).
- Bennett has guided the Cavaliers to six ACC regular-season titles (2014, 2015, 2018, 2019, 2021, 2023), two ACC Tournament titles (2014 and 2018) and one NCAA national championship (2019).
- The three-time National (2007, 2015 and 2018) and four-time ACC Coach of the Year (2014, 2015, 2018 and 2019) guided UVA to its 11th consecutive postseason berth in 2022-23.
- In 2018-19, Bennett led the Cavaliers to their first NCAA national championship, a share of their ninth ACC regular-season title and a school-record 35 wins.
- Bennett is the third coach in ACC men's basketball history to lead his program to 12-straight winning conference seasons, joining North Carolina's Dean Smith (33) and Duke's Mike Krzyzewski (13).
- He has led UVA to outright ACC regular-season and tournament championships in the same season two times (2014 and 2018).
- Bennett is the fifth coach in ACC history to win at least three outright ACC regular-season titles (Frank McGuire, Dean Smith, Mike Krzyzewski and Roy Williams).
- UVA is 176-75 (.701) in ACC play (100-25 at home & 76-50 away), 196-38 (.838) at home and 169-51 (.768) in non-conference action (94-10 at JPJ) under Bennett.
- Bennett ranks fourth all-time in winning percentage (.701) among ACC head coaches with 100 or more ACC wins.

VIRGINIA VS. THE BIG 12 CONFERENCE

- West Virginia is the lone Big 12 Conference opponent on Virginia's 2023-24 schedule.
- Virginia is 24-27 all-time against current Big 12 Conference members (1-1 vs. Baylor, 3-1 vs. BYU, 1-3 vs. Cincinnati, 3-5 vs. Houston, 2-2 vs. Iowa State, 1-2 vs. Kansas, 3-1 vs. Oklahoma, 0-1 vs. Oklahoma State, 0-1 vs. TCU, 1-0 vs. Texas Tech and 9-10 vs. West Virginia).
- Tony Bennett holds a 6-6 record against current Big 12 Conference members (1-0 vs. Baylor, 0-2 vs. Houston, 1-1 vs. Iowa State, 2-0 vs. Oklahoma, 0-1 vs. TCU, 1-0 vs. Texas Tech and 1-2 vs. West Virginia).
- Virginia went 1-1 against the Big 12 last season.
- Virginia defeated Big 12 member Texas Tech in overtime on April 8, 2019, in Minneapolis, Minn., to secure the program's first NCAA Championship.

SUPER 70s AND AWESOME 80s

- Virginia is 160-11 all-time when scoring 70 or more points under Tony Bennett.
- UVA is 3-0 when scoring 70 or more points in 2023-24 and was 13-0 when scoring 70 or more in 2022-23.
- Virginia is 48-1 all-time under when scoring 80 or more points (1-0 in 2023-24) under Bennett with their lone loss a 93-81 setback at North Carolina in 2012-13.
- Bennett was 4-0 when scoring 80+ at Washington State.
- UVA scored 100 points against Marshall (2018-19) for the first time under Tony Bennett and added 97 points against Coppin State (2018-19).
- UVA is 4-0 all-time when scoring 90 or more under Bennett.

BEEKMAN EARNS PRESEASON ALL-ACC HONORS

- Reece Beekman was named to the preseason All-ACC first team.
- In 2022-23, Beekman was named ACC Defensive Player of the Year, All-Defensive Team and All-ACC Third Team.
- Beekman ranked second nationally and first in the ACC in assist/turnover ratio (3.36), and ranked second in steals (1.8 spg) and third in assists (5.3 apg).

WATCH OUT FOR REECE

- Reece Beekman was named to the Jersey Mike's Naismith Trophy Men's Preseason 50 Watch List and John R. Wooden Award Preseason Top-50 Watch List.
- Beekman has averaged 7.9 points, 4.7 assists and 3.3 rebounds in 97 career games (92 starts) for the Cavaliers.

SEASON STORYLINES

- Virginia returns one starter (Reece Beekman) from last season's team that won the ACC regular season title (15-5) and advanced to the NCAA Tournament.
- The Cavaliers return 28.1 percent of their scoring from last season compared to 91.4 percent from 2021-22.

NATIONAL DEFENSIVE POINTS PER GAME

RANKINGS UNDER TONY BENNETT

Year	School	Pts/Gm	Rank
2006-07	Washington State	59.5	17th
2007-08	Washington State	56.4	3rd
2008-09	Washington State	55.4	1st
2009-10	Virginia	63.6	54th
2010-11	Virginia	62.4	36th
2011-12	Virginia	54.2	2nd
2012-13	Virginia	55.6	5th
2013-14	Virginia	55.7	1st
2014-15	Virginia	51.5	1st
2015-16	Virginia	60.1	2nd
2016-17	Virginia	56.4	1st
2017-18	Virginia	54.0	1st
2018-19	Virginia	56.1	1st
2019-20	Virginia	52.4	1st
2020-21	Virginia	60.5	6th
2021-22	Virginia	60.1	6th
2022-23	Virginia	60.5	6th
2023-24	Virginia	53.8	5th

- Virginia's roster includes nine newcomers, including transfers Jake Groves (Oklahoma), Jordan Minor (Merrimack) and Andrew Rohde (St. Thomas), and freshman Blake Buchanan.
- Redshirts Elijah Gertrude, Anthony Robinson, Christian Bliss and Desmond Roberts and junior walk-on Bryce Walker.
- Leon Bond III and Dante Harris (Georgetown) made their UVA debuts after redshirting last season.
- In addition to head coach Tony Bennett (Green Bay), UVA's roster includes Wisconsin natives Beekman (Milwaukee), Bond III (Wauwatosa) and Rohde (Milwaukee).
- Associate head coach Ron Sanchez returns to Virginia after serving the last five seasons as head coach at Charlotte from 2018-23. Sanchez served nine seasons on Bennett's staff from 2009-18, the last three as associate head coach.

OUR DEFENSE NEVER RESTS

- UVA ranks fifth nationally in scoring defense at 53.8 ppg.
- The Cavaliers have ranked sixth nationally in scoring defense in each of the past three seasons.
- UVA has limited its opponents to 35 percent field goal shooting, including 28.2 percent from 3-point range.
- The Cavaliers have forced four shot clock violations and have averaged 27.6 shot clock violations since 2018-19.
- UVA is 3-0 when outrebounding its opponents and 4-1 when limiting foes to less than 50 percent shooting.
- Bennett-coached teams have led the nation in scoring defense seven times and finished in the top-five nationally 11 times.

ABOUT THE 2023-24 SCHEDULE

- Four of Virginia's opponents are ranked in the AP Top-25 preseason poll (Duke, Miami, Texas A&M and North Carolina), while Memphis and Clemson received votes.

DID YOU KNOW?

- Reece Beekman tested the NBA waters in the offseason and decided to return to Virginia for his senior season.
- Ryan Dunn is the younger brother of Major League Baseball pitcher Justin Dunn.
- Isaac McKneely was named West Virginia Mr. Basketball in 2020 and 2021.
- Taine Murray has competed for the Tall Blacks, New Zealand's national team.
- Andrew Rohde was the Summit League Freshman of the Year in 2022-23.
- Dante Harris earned the Dave Gavitt Trophy as the Most Outstanding Player of the 2021 BIG EAST Tournament, averaging 11.8 ppg, 4.8 rpg and 3.3 apg in four games.
- Leon Bond III won a state high school championship as a junior at Wauwatosa East in Wisconsin.
- Blake Buchanan was invited to the USA Basketball U19 Men's National Team training camp and participated in the 2023 Nike Hoop Summit, collecting eight points, eight rebounds and one steal in Team USA's 90-84 win over the International team.
- Jake Groves' brother, Tanner, played three seasons at Eastern Washington (2018-21) and one at Oklahoma (2022-23), and now plays professionally in Europe.
- Jordan Minor was the Northeast Conference Co-Player of the Year and NEC Defensive Player of the Year in 2022-23.

VIRGINIA PICKED FOURTH IN THE ACC

- Virginia was fourth in the 2023-24 ACC Tipoff Preseason Poll.
- Duke is the preseason favorite, followed by Miami, North Carolina, Virginia and Clemson in the top five.
- ACC preseason voters selected Wake Forest sixth, followed by NC State, Virginia Tech, Pittsburgh and Syracuse. Florida State was picked 11th, while Boston College, Georgia Tech, Louisville



TONY BENNETT

EDUCATION
College: Green Bay, 1992

COACHING EXPERIENCE

- 1999-00 Wisconsin (staff volunteer)
- 2000-01 Wisconsin (assistant coach)
- 2003-04 Washington State (assistant coach)
- 2004-06 Washington State (associate head coach)
- 2006-09 Washington State (head coach)
- 2009- Virginia (head coach)

THE BENNETT RECORD

Year	School	Record (Conf)	Postseason
2006-07	Washington St.	26-8 (13-5)	NCAA 2nd Round
2007-08	Washington St.	26-9 (11-7)	NCAA Sweet 16
2008-09	Washington St.	17-16 (8-10)	NIT 1st Round
2009-10	Virginia	15-16 (5-11)	
2010-11	Virginia	16-15 (7-9)	
2011-12	Virginia	22-10 (9-7)	NCAA 2nd Round
2012-13	Virginia	23-12 (11-7)	NIT Quarterfinals
2013-14	Virginia	30-7 (16-2)	NCAA Sweet 16
2014-15	Virginia	30-4 (16-2)	NCAA Third Round
2015-16	Virginia	29-8 (13-5)	NCAA Elite Eight
2016-17	Virginia	23-11 (11-7)	NCAA 2nd Round
2017-18	Virginia	31-3 (17-1)	NCAA 1st Round
2018-19	Virginia	35-3 (16-2)	NCAA Champions
2019-20	Virginia	23-7 (15-5)	N/A
2020-21	Virginia	18-7 (13-4)	NCAA First Round
2021-22	Virginia	21-14 (12-8)	NIT Quarterfinals
2022-23	Virginia	25-8 (15-5)	NCAA First Round
2023-24	Virginia	4-1	
Total	18 seasons	414-159	
Virginia	15 seasons	345-126	

BENNETT VS. 2023-24 OPPONENTS

Opponent	Career	Virginia
Boston College	13-6	13-6
Clemson	16-4	16-4
Duke	6-14	6-14
Florida	1-2	1-2
Florida State	11-11	11-11
Georgia Tech	17-2	17-2
Louisville	17-2	17-2
Memphis	1-0	1-0
Morgan State	3-0	3-0
Miami	12-6	12-6
North Carolina	14-11	14-10
NC A&T	2-0	1-0
NCCU	1-0	1-0
NC State	15-5	15-5
Northeastern	0-0	0-0
Notre Dame	13-2	12-2
Pitt	12-3	12-2
SMU	1-0	1-0
Syracuse	12-3	12-3
Tarleton State	1-0	1-0
Texas A&M	0-0	0-0
Texas Southern	1-0	1-0
Virginia Tech	18-9	18-9
Wake Forest	11-5	11-5
West Virginia	1-2	1-2
Wisconsin	3-2	3-2

VIRGINIA IN THE POLLS

Date	AP	Coaches
Preseason	RV	RV
11/13/23	RV	RV
11/20/23	24	18

and Notre Dame rounded out the voting.
 · The Cavaliers were selected third in the 2022-22 ACC Pre-season Poll and finished first (15-5) in the standings.
 · The Cavaliers have finished at or higher than their predicted finish in 13 of the last 15 seasons.

UVA VS. RANKED OPPONENTS

· UVA is 51-45 against ranked foes in the Tony Bennett era.
 · UVA is 3-3 vs. ranked opponents in 2022-23, recording wins against Baylor, Illinois and NC State.
 · UVA's 11 ranked wins in 2018-19 marked a school record.
 · UVA is 163-338 vs. ranked opponents since 1953-54.
 · UVA is 1-31 all-time vs. No. 1-ranked opponents (86-73 win vs. No. 1 North Carolina on Jan. 30, 1986).

HOLDING FOES UNDER 50

· UVA is 110-2, including a 1-0 mark in 2023-24, when limiting foes to fewer than 50 points during the Tony Bennett era.
 · Bennett-coached teams are 135-3 when holding opponents to fewer than 50 points (25-1 in 3 years at Washington State).
 · UVA is 28-0 when holding foes to fewer than 40 under Bennett.

CAVALIERS IN THE NBA

· Malcolm Brogdon (Portland), Anthony Gill (Washington), Joe Harris (Detroit), Sam Hauser (Boston), Jay Huff (Denver), De'Andre Hunter (Atlanta), Ty Jerome (Cleveland), Braxton Key (Denver) and Trey Murphy III (New Orleans) are former Cavaliers who are currently playing in the NBA.
 · In addition, Indiana head coach Rick Carlisle is a Virginia alum who led Dallas to an NBA title and helped the Cavaliers to an NCAA Final Four in 1984.

CAVALIERS SIGN COFIE AND SHARMA TO NLI's

· Virginia signed Jacob Cofie (Seattle, Wash.) and Ishan Sharma (Milton, Ontario) to National Letters of Intent. Cofie and Sharma will join UVA for the 2024-25 season.
 · Cofie is a 6-10, 230-pound power forward who averaged 20.9 points, 11 rebounds and 5.2 assists during his junior season at Eastside Catholic School in 2022-23. He earned First Team All-Metro honors, leading his team to the metro league and district championships. Cofie is ranked No. 61 in the ESPN recruiting rankings.
 · Sharma is a 6-5, 185-pound skilled guard who served as team captain for Fort Erie International Academy, which was the second ranked team in Canada in 2022-23. He was named to the Nike EYBL Peach Jam All-Breakout Team after shooting 45 percent from 3-point range. Sharma was a starter

on Canada's U16 and U17 national teams, respectively, leading the team in scoring in 2022. Sharma is ranked No. 86 in the 247Sports recruiting rankings.

THERE'S NO PLACE LIKE HOME

· UVA is 234-54 (.813), including a 3-0 mark in 2023-24, in 18 seasons at John Paul Jones Arena.
 · The Cavaliers finished 15-1 and 10-0 at home in ACC league play last season for the first time since the ACC expanded to a 20-game schedule.
 · UVA is 196-38 (.838), including a 161-23 (.875) mark the past 12 seasons, at JPJ under Bennett.
 · UVA has an ACC-leading 88 wins in league home games over the past 11 seasons. Duke is second at 87.
 · UVA has won 10+ home games for 13 straight seasons.

ON THE HORIZON

· Virginia hosts Texas A&M in the ACC/SEC Challenge on Wednesday, Nov. 29. Tipoff at John Paul Jones Arena is set for 7:15 p.m. on ESPN2.

RECORDS WATCH

No.	Name	Career Assists
1.	Kihei Clark (2019-23)	718
2.	John Crotty (1988-91)	683
3.	Jeff Jones (1979-82)	598
4.	Sean Singletary (2005-08)	587
5.	London Perrantes (2014-17)	569
6.	Donald Hand (1998-01)	529
7.	Othell Wilson (1981-84)	493
8.	Harold Deane (1994-97)	468
9.	Reece Beekman (2021-)	454

No.	Name	Career Steals
1.	Othell Wilson (1981-84)	222
2.	Sean Singletary (2005-08)	200
3.	Chris Williams (1999-02)	189
	Jeff Jones (1979-82)	189
5.	Donald Hand (1998-01)	179
	Harold Deane (1994-97)	179
7.	Bryant Stith (1989-92)	177
8.	Reece Beekman (2021-)	173

UVA UNDER BENNETT:

	All	2023-24
Leading at the half	272-33	4-0
Trailing at the half	83-87	0-1
Tied at the half	10-5	0-0
Playing Overtime	12-10	0-0
Shooting 50% or better	132-11	1-0
Shooting between 40-49.9%	169-47	3-0
Shooting less than 40%	44-68	0-1
Opponents shoot 50% or better	26-34	0-0
Opponents shoot less than 50%	319-92	4-1
UVA outrebounded its opponent	239-39	3-0
Opponent outrebounded UVA	97-83	1-1
Teams are tied in rebounds	9-4	0-0
UVA has 10 or more steals	32-5	2-0
UVA shoots 70% FT or better	213-69	2-1
UVA shoots less than 70% FT	132-58	14-3
Scoring less than 50 points	10-22	0-1
Scoring 50-59 points	48-47	0-0
Scoring 60-69 points	127-45	1-0
Scoring 70-79 points	116-10	1-0
Scoring 80-89 points	40-1	2-0
Scoring more than 90 points	4-0	0-0
Allowing fewer than 50 points	110-2	1-0
Allowing fewer than 40 points	28-0	1-0
Playing in John Paul Jones Arena	196-38	3-0
Playing on the road	91-62	0-0
Playing on a neutral court	58-26	1-1
Game decided by 1-4 points	52-50	1-0
Game decided by 5-10 points	88-34	0-0
Game decided by 11+ points	205-42	3-1
Playing at night	238-87	4-1
Playing in the afternoon	107-39	0-0
Playing on Monday	34-16	1-1
Playing on Tuesday	57-14	1-0
Playing on Wednesday	57-17	0-0
Playing on Thursday	23-11	1-0
Playing on Friday	38-11	1-0
Playing on Saturday	98-47	0-0
Playing on Sunday	37-10	0-0
Playing in November	82-16	4-1
Playing in December	58-17	0-0
Playing in January	83-29	0-0
Playing in February	69-37	0-0
Playing in March	51-26	0-0
Playing in April	2-0	0-0

CAVALIERS IN THE PROS

Justin Anderson (2013-15), Rio Breogán (Spain)
Darion Atkins (2012-15), Reggio Emilia (Italy)
Malcolm Brogdon (2012-16), Portland (NBA)
Kihei Clark (2019-23), Milwaukee (G League)
Mamadi Diakite (2016-20), Ra'Anana (Israel)
Armaan Franklin (2022-23), Denver (G League)
Jayden Gardner (2022-23), Kortrijk (Belgium)
Anthony Gill (2014-16), Washington (NBA)
Kyle Guy (2017-19), Panathinaikos (Greece)
Devon Hall (2015-18), Milano (Italy)
Joe Harris (2011-14), Detroit (NBA)
Sam Hauser (2021), Boston (NBA)
Jay Huff (2018-21), Denver (NBA)
De'Andre Hunter (2017-19), Atlanta (NBA)
Ty Jerome (2017-19), Cleveland (NBA)
Nigel Johnson (2018), Rigas Zelli (Latvia)
Braxton Key (2019-20), Denver (NBA)
Sylvan Landesberg (2009-10), Gran Canaria (Spain)
Jerome Meynse (2007-10), Ironi Hai (Israel)
Laurynas Mikaluskas (2006-08), Neptunas-Akvaservis (Lithuania)
Akil Mitchell (2011-14), Ningbo R. (China)
Trey Murphy III (2021), New Orleans (NBA)
London Perrantes (2014-17), Kolossos HH (Greece)
Mike Scott (2008-12), ASVEL Lyon-Villeurbanne (France)
Kody Stattmann (2019-22), South East Melbourne (Australia)
Mike Tobey (2013-16), KK Crvena Zvezda (Serbia)
Ben Vander Plas (2023), MHP Riesen Ludwigsburg (Germany)
Tomas Woldetensae (2020-21), Varese (Italy)

2023-24 Roster

No.	Name	Year	Pos.	Ht.	Wt.	Hometown/High School/Club/Previous School
0	Blake Buchanan	Fr.	F	6-11	225	Coeur d'Alene, Idaho/Lake City
1	Dante Harris	R-Jr.	G	6-0	171	Washington, D.C./Lakeway Christian/Georgetown
2	Reece Beekman ***	Sr.	G	6-3	194	Milwaukee, Wis./Scottdenville Magnet (La.)
4	Andrew Rohde	So.	G	6-6	202	Brookfield, Wis./Brookfield Central/St. Thomas (Minn.)
5	Desmond Roberts	Fr.	G	6-4	206	Charlottesville, Va./St. Anne's-Belfield
10	Taine Murray **	Jr.	G	6-5	208	Auckland, N.Z./Rosmini College
11	Isaac McKneely *	So.	G	6-4	188	Poca, W.Va./Poca
12	Elijah Gertrude	Fr.	G	6-4	185	Jersey City, N.J./Hudson Catholic Regional
13	Ryan Dunn *	So.	G	6-8	216	Freeport, N.Y./Perkiomen School
21	Anthony Robinson	Fr.	F	6-10	238	Peachtree City, Ga./Christ School (N.C.)
22	Jordan Minor	Gr.	F	6-8	242	Kingston, Mass./Brimmer and May/Merrimack
24	Tristan How *	Sr.	F	6-7	210	Virginia Beach, Va./Norfolk Collegiate
30	Christian Bliss	Fr.	G	6-4	198	Queens, N.Y./George School (Pa.)
34	Jake Groves	Gr.	F	6-9	211	Spokane, Wash./Shadle Park/East. Wash./Oklahoma
35	Leon Bond III	R-Fr.	G/F	6-5	203	Wauwatosa, Wis./Wauwatosa East
42	Bryce Walker	Jr.	G	6-2	200	Beltsville, Md./New Hampton School

* Denotes letters won

Head Coach: Tony Bennett (Green Bay '92/15th season)

Associate Head Coach: Ron Sanchez (SUNY Oneonta '97/10th season)

Associate Head Coach: Jason Williford (Virginia '95/15th season)

Assistant Coach: Orlando Vandross (AIC '92/9th season)

Assistant Coach: Johnny Carpenter (Virginia '13/9th season)

Assistant Coach: Isaiah Wilkins (Virginia '18/3rd season)

Director of Scouting: Brad Soderberg (UW-Stevens Point '85/9th season)

Director of Player Development: Larry Mangino (Montclair State '83/8th season)

Graduate Assistant: Chase Coleman (Virginia '23/1st season)

Associate AD for Basketball Administration/Operations: Ronnie Wideman (Washington State '06/15th season)

Program and Operations Assistant: Stelios Tzoutzis (Liberty '13/4th season)

Strength and Conditioning Coach: Mike Curtis (Virginia '98/15th season)

Athletic Trainer: Ethan Saliba (Kansas '79/41st season)

GAME 1 - VIRGINIA 80, TARLETON STATE 50



Official Basketball Box Score - Final
Tarleton St. at Virginia
11/06/23 John Paul Jones Arena, Charlottesville
UVA vs Tarleton State Men's Basketball

Game Time: 7:00 PM
Game Duration: 2:02
Attendance: 14,080

Officials: Tony Henderson, Adam Fibre, Anthony Eades

Table with columns: NO. Name, Min, FG, 3P, FT, Rebounds, Fouls, TP, AS, TO, ST, Blocks, +/-, and Totals. Includes team and individual player statistics.

Shooting By Period table showing 1st, 2nd, 3rd, and GM FG%, 3PT%, and FT% for both teams.

Table with columns: NO. Name, Min, FG, 3P, FT, Rebounds, Fouls, TP, AS, TO, ST, Blocks, +/-, and Totals. Includes team and individual player statistics.

Shooting By Period table showing 1st, 2nd, 3rd, and GM FG%, 3PT%, and FT% for both teams.

Summary statistics table including Biggest lead, Best Scoring Run, Lead Changes, Times Tied, Time with Lead, Points from Turnovers, Paint, Second Chance, Fast Breaks, Bench, and Period by Period Scoring.

GAME 2 - VIRGINIA 73, FLORIDA 70



Official Basketball Box Score - Final
Virginia at Florida
11/10/23 Spectrum Center, Charlotte, N.C.
2023-24 Men's Basketball

Game Time: 7:00 PM
Game Duration: 2:06

Officials: Pat Adams, Lee Cassel, AJ Desai

Table with columns: NO. Name, Min, FG, 3P, FT, Rebounds, Fouls, TP, AS, TO, ST, Blocks, +/-, and Totals. Includes team and individual player statistics.

Shooting By Period table showing 1st, 2nd, 3rd, and GM FG%, 3PT%, and FT% for both teams.

Table with columns: NO. Name, Min, FG, 3P, FT, Rebounds, Fouls, TP, AS, TO, ST, Blocks, +/-, and Totals. Includes team and individual player statistics.

Shooting By Period table showing 1st, 2nd, 3rd, and GM FG%, 3PT%, and FT% for both teams.

Summary statistics table including Biggest lead, Best Scoring Run, Lead Changes, Times Tied, Time with Lead, Points from Turnovers, Paint, Second Chance, Fast Breaks, Bench, and Period by Period Scoring.

GAME 3 - VIRGINIA 80, NORTH CAROLINA A&T 51



Official Basketball Box Score - Final
N.C. A&T at Virginia
11/14/23 John Paul Jones Arena, Charlottesville
UVA vs N.C. A&T Men's Basketball

Game Time: 7:00 PM
Game Duration: 1:50
Attendance: 13,905

Officials: Ted Valentine, Michael Roberts, Jenna Reuse

Table with columns: NO. Name, Min, FG, 3P, FT, Rebounds, Fouls, TP, AS, TO, ST, Blocks, +/-, and Totals. Includes team and individual player statistics.

Shooting By Period table showing 1st, 2nd, 3rd, and GM FG%, 3PT%, and FT% for both teams.

Table with columns: NO. Name, Min, FG, 3P, FT, Rebounds, Fouls, TP, AS, TO, ST, Blocks, +/-, and Totals. Includes team and individual player statistics.

Shooting By Period table showing 1st, 2nd, 3rd, and GM FG%, 3PT%, and FT% for both teams.

Summary statistics table including Biggest lead, Best Scoring Run, Lead Changes, Times Tied, Time with Lead, Points from Turnovers, Paint, Second Chance, Fast Breaks, Bench, and Period by Period Scoring.

GAME 4 - VIRGINIA 62, TEXAS SOUTHERN 33



Official Basketball Box Score - Final
Texas Southern at Virginia
11/16/23 John Paul Jones Arena, Charlottesville
2023-24 Men's Basketball

Game Time: 7:00 PM
Game Duration: 1:53
Attendance: 13,099

Officials: Doug Shows, Trey Slyons, Isaac Bennett

Table with columns: NO. Name, Min, FG, 3P, FT, Rebounds, Fouls, TP, AS, TO, ST, Blocks, +/-, and Totals. Includes team and individual player statistics.

Shooting By Period table showing 1st, 2nd, 3rd, and GM FG%, 3PT%, and FT% for both teams.

Table with columns: NO. Name, Min, FG, 3P, FT, Rebounds, Fouls, TP, AS, TO, ST, Blocks, +/-, and Totals. Includes team and individual player statistics.

Shooting By Period table showing 1st, 2nd, 3rd, and GM FG%, 3PT%, and FT% for both teams.

Summary statistics table including Biggest lead, Best Scoring Run, Lead Changes, Times Tied, Time with Lead, Points from Turnovers, Paint, Second Chance, Fast Breaks, Bench, and Period by Period Scoring.

GAME 5 - WISCONSIN 65, NO. 24 VIRGINIA 41

GAME 6 - NO. 24 VIRGINIA VS. WEST VIRGINIA



Official Basketball Box Score - Final
Wisconsin at Virginia
 11/20/23 Suncoast Credit Union Arena, Fort Myers, Fla.
 2023-24 Men's Basketball

Game Time: 6:00 PM
 Game Duration: 1:47
 Attendance: 3,500

Officials: Ted Valentine, Lee Cassell, KB Burdett

Wisconsin - 65		Record: 3-2																		
NO.	Name	Min	FG M-A	3P M-A	FT M-A	Rebounds OR	DR	TOT	Fouls PF	FD	TP	AS	TO	ST	Blocks BS	BA	+/-			
5	Tyler Wahl	F 25:32	4-13	0-0	1-2	7	3	10	1	1	9	2	0	1	0	3	8			
22	Steven Crowl	F 27:38	7-10	1-1	0-0	4	6	10	0	0	15	2	3	0	1	2	18			
2	AJ Storr	G 21:12	2-6	1-2	2-2	2	4	6	0	1	7	2	2	1	0	1	6			
11	Max Klesmit	G 30:46	4-7	1-3	0-0	0	3	3	1	3	9	1	1	0	0	0	14			
23	Chucky Hepburn	G 29:30	1-8	1-4	0-0	0	0	0	2	2	3	6	0	1	0	1	17			
4	Kamari McGee	14:01	1-3	1-1	0-0	0	0	0	1	0	3	2	0	0	0	0	19			
14	Carter Gilmore	13:25	2-2	0-0	0-0	1	3	4	0	0	4	0	1	0	0	0	16			
25	John Blackwell	17:45	2-7	2-3	4-4	1	3	4	2	3	10	0	0	0	0	1	18			
31	Nolan Winter	11:19	1-3	1-2	0-0	1	2	3	0	0	3	0	0	0	1	0	6			
3	Connor Essegian	04:17	1-3	0-2	0-0	0	2	2	0	0	2	0	0	0	0	0	-2			
10	Isaac Lindsey	01:03	0-0	0-0	0-0	1	0	1	0	0	0	0	0	0	0	0	0			
21	Chris Hodges	01:03	0-0	0-0	0-0	0	0	0	0	0	0	0	0	0	0	0	0			
35	Markus Ilver	01:03	0-0	0-0	0-0	0	0	0	0	0	0	0	0	0	0	0	0			
12	Luke Haertle	00:43	0-0	0-0	0-0	0	1	1	0	0	0	0	0	0	0	0	0			
15	Isaac Gard	00:43	0-0	0-0	0-0	0	0	0	0	0	0	0	0	0	0	0	0			
Team						3	1	4			0		2							
Totals						25-62	8-18	7-8	20	28	48	7	10	65	15	9	4	1	8	24

Shooting By Period		
1 st	FG%	10-33 30.3%
	3PT%	3-8 37.5%
	FT%	5-6 83.3%
2 nd	FG%	15-29 51.7%
	3PT%	5-10 50.0%
	FT%	2-2 100%
GM	FG%	25-62 40.3%
	3PT%	8-18 44.4%
	FT%	7-8 87.5%

Dead Ball Rebounds: 0, 0

Virginia - 41		Record: 4-1																	
NO.	Name	Min	FG M-A	3P M-A	FT M-A	Rebounds OR	DR	TOT	Fouls PF	FD	TP	AS	TO	ST	Blocks BS	BA	+/-		
0	Blake Buchanan	F 14:29	0-2	0-0	0-0	2	1	3	1	1	0	0	1	0	2	1	-12		
2	Reece Beekman	G 34:05	6-12	2-3	3-3	1	3	4	1	3	17	7	2	2	0	0	-23		
4	Andrew Rohde	G 30:01	2-6	1-3	0-0	0	2	2	1	0	5	3	0	0	0	0	-16		
11	Isaac McKneely	G 32:34	3-7	1-1	2-2	0	1	1	1	1	9	0	1	1	0	0	-9		
13	Ryan Dunn	G 26:28	3-6	0-2	0-0	0	6	6	3	0	6	0	1	2	5	0	-5		
1	Dante Harris	17:21	0-3	0-1	0-0	0	1	1	1	0	0	0	2	0	0	0	-21		
22	Jordan Minor	04:55	0-0	0-0	0-0	0	0	0	1	1	0	0	0	0	0	0	-2		
34	Jacob Groves	20:47	1-7	0-3	2-2	0	2	2	1	1	4	0	1	0	0	0	-14		
35	Leon Bond III	13:21	0-1	0-0	0-0	0	0	0	0	0	0	0	0	0	1	0	-15		
10	Taine Murray	05:59	0-2	0-1	0-0	0	0	0	0	0	0	0	0	0	0	0	-3		
Team						0	2	2			0		0						
Totals						15-46	4-14	7-7	3	18	21	10	7	41	10	8	5	1	-24

Shooting By Period		
1 st	FG%	5-21 23.8%
	3PT%	2-7 28.6%
	FT%	6-6 100%
2 nd	FG%	10-25 40.0%
	3PT%	2-7 28.6%
	FT%	1-1 100%
GM	FG%	15-46 32.6%
	3PT%	4-14 28.6%
	FT%	7-7 100.0%

Dead Ball Rebounds: 0, 0

Wis		UVA	
Biggest lead	24 (2 nd 3:21)	0	(1 st 20:00)
Best Scoring Run	11 (2 nd 9:35)	5	(1 st 8:21)
Lead Changes	0		
Times Tied	1		
Time with Lead	39:09	00:00	

Points from	Wis	UVA
Turnovers	10	13
Paint	30	14
Second Chance	12	5
Fast Breaks	0	4
Bench	22	4

Period by Period Scoring			
	1st	2nd	TOT
Wis	28	37	65
UVA	18	23	41

GAME 7 - VIRGINIA VS. TEXAS A&M

GAME 8 - VIRGINIA VS. SYRACUSE

THE LAST TIME

VIRGINIA INDIVIDUALS

- **Scored 30 points:** Kyle Guy vs. Marshall (12/31/18)
- **Scored 40 points:** Sean Singletary (41) at Miami (3/1/08)
- **Two players with 20 points:** Jay Huff (21) and Sam Hauser (21) vs. Syracuse (1/25/21)
- **Three players with 20 points:** Chris Williams (27), Roger Mason, Jr. (22) and Donald Hand (20) vs. Duke (1/5/00)
- **Four players with 20 points:** Chris Williams (23), Donald Hand (22), Adam Hall (21) and Travis Watson (20) vs. Georgetown (3/15/00)
- **A player with back-to-back 25-point games:** Joe Harris, 26 vs. Virginia Tech (2/12/13), 27 at North Carolina (2/16/13)
- **One player scored in double figures:** Jayden Gardner (16) at Boston College (2/22/23)
- **No players scored in double figures:** vs. Florida (3/18/17)
- **Five players scored in double figures:** Kihei Clark (20), Armaan Franklin (15), Jayden Gardner (12), Reece Beekman (11), Ben Vander Plas (10) vs. Virginia Tech (1/18/23)
- **Six players scored in double figures:** Sean Singletary (27), Adrian Joseph (13), Jamil Tucker (13), Mamadi Diane (12), Calvin Baker (11) and Laurynas Mikaluskas (11) vs. Maryland (3/9/08)
- **Seven players scored in double figures:** Cornel Parker (20), Junior Burrough (15), Ted Jeffries (14), Cory Alexander (13), Jason Williford (12), Yuri Barnes (11) and Doug Smith (11) vs. Clemson (1/13/93)
- **Had 15 rebounds:** Mike Tobey (16) vs. Tennessee State (11/25/14)
- **Had 20 rebounds:** Mike Tobey (20) vs. Louisville (3/5/16)
- **Had 25 rebounds:** Bob Mortell (25) vs. Washington & Lee (2/27/60)
- **Two players with 10 rebounds:** Francisco Caffaro (12) and Jayden Gardner (10) at Notre Dame (1/29/22)
- **Three players with 10 rebounds:** Jay Huff (12), Kihei Clark (11) and Braxton Key (10) at Syracuse (11/6/19)
- **Double-Double:** Jayden Gardner (19 points, 12 rebounds) at North Carolina (2/25/23)
- **Two players had a double-double:** Jayden Gardner (22 points, 10 rebounds) and Francisco Caffaro (11 points and 12 rebounds) at Notre Dame (1/29/22)
- **Three players had a double-double:** Jason Williford (10 pts, 15 rebs), Ted Jeffries (23 pts, 10 rebs), and Cornel Parker (11 pts, 11 rebs) at William & Mary (1/25/93)
- **Double-Double with points and assists:** Kihei Clark (12 points, 10 assists) at Syracuse (1/30/23)
- **Triple-Double:** Ralph Sampson (15 pts, 22 rebs, 10 blks) vs. Old Dominion (12/29/79)
- **Three Double-Doubles in a row:** Sam Hauser [3] (13 pts, 10 rebs) at Notre Dame (12/30/20), (16 pts, 11 rebs) vs. Wake Forest (1/6/21), (17 pts, 10 rebs) at Boston College (1/9/21)
- **Four Double-Doubles in a row:** Mike Scott [5] (27 pts, 15 rebs) vs. Oklahoma (11/23/10), (16 pts, 10 rebs) vs. Wichita State (11/24/10), (17 pts, 12 rebs) at Minnesota (11/29/10), (21 pts, 13 rebs) at Virginia Tech (12/5/10), (10 pts, 13 rebs) vs. Radford (12/7/10)
- **20 points and 20 rebounds:** Travis Watson (21 points, 20 rebounds) vs. Wofford (1/2/03)
- **20 points and 10 rebounds:** Jayden Gardner (23 points, 12 rebounds) vs. Clemson (3/10/23)
- **13 assists:** Kihei Clark (13) vs. Navy (12/29/19)
- **10 assists:** Reece Beekman (11) vs. Louisville (3/4/23)
- **5 blocked Shots:** Ryan Dunn (5) vs. Wisconsin (11/20/23)
- **5 steals:** Ryan Dunn (7) vs. Florida (10/11/23)
- **Led UVA in points, rebounds and assists:** Sam Hauser (15 points, 9 rebounds, 3 assists) vs. Ohio (3/20/21)
- **Hit a last second shot to win a game:** Reece Beekman at Duke (2/7/22) [3-pointer with 1.1 seconds remaining]
- **Played more than 40 minutes:** Reece Beekman (41) vs. Duke (2/11/23)
- **Played all 40 minutes:** Kihei Clark (40), vs. St. Bonaventure (3/22/22)

VIRGINIA TEAM

- **Won in Overtime:** 69-62 vs. Duke (2/11/23)
- **Lost in Overtime:** 63-55 vs. Syracuse (1/11/20)
- **Played Two Overtimes:** at Virginia Tech, 80-78 2 OT (2/12/17)
- **Played Three Overtimes:** vs. Georgetown, L 115-111 (3/15/00)
- **Shot 70 percent for a half:** 70.4% (19-27) vs. Austin Peay - 1st Half (11/13/17)
- **Shot 60 percent in a game:** 60% (30-50) vs. Miami (2/5/22)
- **Shot less than 30 percent in a game:** 29.5% (13-44) vs. VCU (12/9/18)
- **Shot 100 percent from the free throw line:** 100% (10-10) vs. Boston College (1/28/23)
- **Shot 90 percent from the free throw line:** 91.3% (21-23) vs. Georgia Tech (2/12/22)
- **Shot 70 percent from 3-point line:** 72% (18-25) at Syracuse (3/4/19)
- **Shot less than 30 percent in a half:** 23.6% (5-21) in 1st Half vs. Wisconsin (11/20/23)
- **Shot less than 20 percent in a half:** 18.5% (5-27) in 1st Half vs. North Carolina (3/10/22)
- **Shot 55 percent or better and lost:** 58.5% (31-53) at North Carolina (2/16/13)
- **Shot 50 percent or better and lost:** 52.6% (30-57) vs. Iowa (11/29/21)
- **Attempted 50 FTs:** 52 (made 34) vs. Howard (12/12/94)
- **Attempted 35 3-pointers:** 38 (11-38) vs. Va. Tech (2/10/18)
- **Did Not Attempt a FT:** 0 vs. Wisconsin (11/27/17)
- **Made 30 FTs:** 31 (31 of 36) vs. Tennessee (3/18/07)
- **Made 15 3-pt FGs:** 15 at Wake Forest (1/21/23)
- **Failed to make a 3-pt FG:** vs. Louisville (0 of 6) (3/9/22)
- **Had 50 rebounds:** 50 vs. JMU (11/10/19)
- **Had 25 assists:** 26 vs. Iowa State (3/25/16)
- **Had 15 steals:** 15 vs. Florida (11/10/23)
- **Had 10 blocks:** 10 vs. JMU (12/6/22)
- **Had 10 steals & 10 blocks:** 13 steals & 10 blocks vs. Texas Southern (11/16/23)
- **Led by 30 points at halftime:** 30 vs. North Carolina A&T (11/14/23)
- **Scored 50 pts in a half:** 56 vs. Baylor, 2nd half (11/18/22)
- **Scored 60 pts in a half:** 60 vs. Gonzaga, 1st half (1/3/07)
- **Scored 70 pts in a half:** 70 vs. Coastal Carolina, 2nd half (11/20/00)
- **Scored 100 pts (ACC):** 103 vs. Maryland (1/16/07)
- **Scored 100 pts (non-conf):** 100 vs. Marshall (12/31/18)
- **Scored under 20 pts in 1st half:** 18 vs. Wisconsin (11/20/23)
- **Scored under 20 pts in 2nd half:** 19 at North Carolina (2/18/17)
- **Scored under 50 pts in a game:** 41 vs. Wisconsin (11/20/23)
- **Defeated top-5 opponent:** 86-79 vs. #5 Baylor (11/18/22)
- **Defeated top-5 opponent on the road:** 65-63 at #4 Duke (1/27/18)
- **Defeated top-5 opponent at neutral site:** 86-79 vs. #5 Baylor (11/18/22)
- **Defeated top-ranked opponent:** 86-73 vs. #1 North Carolina (1/30/86)
- **Won when trailing by 16 points:** Trained 32-16 during 63-61 vs. Ohio State (11/30/16)
- **Won when trailing by 17 points:** Trained 31-14 during 61-58 overtime win vs. Maryland (3/10/13)
- **Consecutive games holding ACC opponents to fewer than 70 points at home:** 42 (current)

OPPONENT INDIVIDUALS

- **Scored 30 points:** Buddy Boeheim (31), Syracuse (3/11/21)
- **Scored 35 points:** Carsen Edwards (42), Purdue (3/30/19)
- **Scored 40 points:** Carsen Edwards (42), Purdue (3/30/19)
- **Scored 50 points:** Len Chappell (50), Wake (2/12/62)
- **Two players with 20 points:** Jericole Hellems (21) and Tarquavion Smith (20) at NC State (1/22/22)
- **Two players with 25 points:** Corey Kispert (32) and Drew Timme (29) vs. Gonzaga (12/26/20)
- **Three players with 20 points:** Jordan McRae (21), Jarnell Stokes (20) and Josh Richardson (20) at Tennessee (12/30/13)
- **Two players with 30 points:** Trevor Powell (31) and Tony Smith (31) at Marquette (2/3/90)
- **No players scored in double figures:** Texas Southern (11/16/23)
- **Five players scored in double figures:** Jarace Walker (17), Marcus Sasser (13), Tramon Mark (13), Jamal Shead (11), J'Wan Roberts (10) vs. Houston (12/17/22)
- **Six players scored in double figures:** C.J. Harris (15), Ari Stewart (12), Travis McKie (12), J.T. Terrell (11), Ty Walker (11), Gary Clark (10), at Wake Forest (1/29/11)
- **Seven players scored in double figures:** Stanley Burrell (15), Drew Lavender (13), C.J. Anderson (12), B.J. Raymond (12), Josh Duncan (11), Charles Bronson (11) and Jason Love (10), at Xavier (1/3/08)
- **Double-Double:** Tyrese Samuel (10 points, 11 rebounds) vs. Florida (11/10/23)
- **Double-Double with points and assists:** Keifer Sykes (21 pts, 10 assists) at Green Bay (12/7/13)
- **Two players had a double-double:** Marvin Bagley III (30 pts, 14 rebs) & Wendell Carter Jr. (14 pts, 15 rebs), Duke (1/27/18)
- **Player had 20 points and 20 rebounds:** Armando Bacot (29 points, 22 rebounds), North Carolina (1/8/222)
- **Had 15 rebounds:** Armando Bacot (16), North Carolina (2/20/20)
- **Had 20 rebounds:** Armando Bacot (22), North Carolina (1/8/22)
- **Had 10 assists:** Keifer Sykes (10), at Green Bay (12/7/13)
- **5 Blocked Shots:** Moses Wright (5), Georgia Tech (1/23/21)
- **5 Steals:** Jordan Miller (7), Miami (2/5/22) & Jose Alvarado (6), Georgia Tech (1/23/21)
- **Hit a last second shot to win a game:** JP Pegues, Furman (3/16/23), 3-pointer with 2.2 seconds remaining

OPPONENT TEAM

- **Shot less than 30 percent in a game:** 26.1% (12-46), Texas Southern (11/16/23)
- **Shot less than 30 percent in a game (ACC):** 27.1% (13-48), Virginia Tech (1/4/20)
- **Shot 60 percent in a game:** 60% (30-50) at NC State (1/22/22)
- **Shot 55 percent or better and lost:** 55.3% (26-47), Cleveland State (11/25/09)
- **Scored 100 pts:** 106, Washington (11/22/10)
- **Scored 90 pts in an ACC game:** 93, North Carolina (2/16/13)
- **Scored 60 pts in a half:** 60, at Miami, 2nd half (3/1/08)
- **Scored 50 pts in a half:** 54, vs. Gonzaga, 2nd half (12/26/21)
- **Scored 45 pts in the first half:** 45, at Florida State (2/15/21)
- **Scored under 10 pts in 1st half:** 7, at Pitt (2/24/18)
- **Scored under 20 pts in 1st half:** 14, Texas Southern (11/16/23)
- **Scored under 20 pts in 2nd half:** 19, vs. Texas Southern (11/16/23)
- **Scored under 40 pts in a game:** 33, vs. Texas Southern (11/16/23)
- **Had 25 assists:** 27, at Xavier (1/3/08)
- **Had 20 offensive rebounds:** 20, vs. Wisconsin (11/20/23)
- **Had 15 steals:** 15, VMI (11/16/08)
- **Had 10 blocks:** 10 at Maryland (3/5/11)
- **Failed to make a 3-pt FG:** Georgia Tech (1/22/15)



BLAKE BUCHANAN

Fr. • F • 6-11 • 225 • C'ouer d'Alene, Idaho • Lake City

2023-24 SEASON

- Grabbed four rebounds in collegiate debut vs. Tarleton State (11/6/23)
- Tallied 18 points (10 of 16 FTs) and seven rebounds vs. Florida (11/10/23)
- Recorded six points and three rebounds in first career start vs. North Carolina A&T (11/14/23)
- Blocked three shots vs. Texas Southern (11/16/23)

CAREER STATS/HIGHLIGHTS

SEASON	TEAM	GP-GS	MIN	Field Goals			3-Point			F-Throws		Rebounds				Scoring					
				FG-FGA	FG%	3FG-3FGA	3FG%	FT-FTA	FT%	OFF	DEF	TOT	AVG	PF	FO	A	TO	BLK	STL	PTS	AVG
2023-24	UVa	5-3	95	19.1	8-19	.421	0-0	.000	14-25	.560	10	11	21	4.2	9-0	3	4	7	2	30	6.0
TOTAL		5-3	95/19.1	8-19	.421	0-0	.000	14-25	.560	10	11	21	4.2	9-0	3	4	7	2	30	6.0	

Single Game Highs

Statistic	Value
Points	18 vs Florida 11/10/23
Rebounds	7 vs Florida 11/10/23
Assists	2 vs N.C. A&T 11/14/23
Steals	1 vs N.C. A&T 11/14/23, vs Texas Southern 11/16/23
Blocks	3 vs Texas Southern 11/16/23
FG Made	4 vs Florida 11/10/23
FG Attempts	7 vs Florida 11/10/23
FT Made	10 vs Florida 11/10/23
FT Attempts	16 vs Florida 11/10/23

2023-24 BUCHANAN GAME-BY-GAME

Opponent	Date	GS	MIN	Total		3-Pointers		Free throws		Rebounds				PF	A	TO	BLK	STL	PTS	AVG
				FG-FGA	PCT	3FG-3FGA	PCT	FT-FTA	PCT	OFF	DEF	TOT	AVG							
Tarleton St.	11/06/2023		16:56	0-2	.000	0-0	.000	1-4	.250	0	4	4	4.0	2	0	1	1	0	1	1.0
vs Florida	11/10/2023		26:52	4-7	.571	0-0	.000	10-16	.625	5	2	7	5.5	2	1	1	0	0	18	9.5
N.C. A&T	11/14/2023	*	15:10	3-6	.500	0-0	.000	0-0	.000	1	2	3	4.7	2	2	0	1	1	6	8.3
Texas Southern	11/16/2023	*	22:00	1-2	.500	0-0	.000	3-5	.600	2	2	4	4.5	2	0	1	3	1	5	7.5
vs Wisconsin	11/20/2023	*	14:29	0-2	.000	0-0	.000	0-0	.000	2	1	3	4.2	1	0	1	2	0	0	6.0
Totals		3	95:27	8-19	.421	0-0	.000	14-25	.560	10	11	21	4.2	9	3	4	7	2	30	6.0

Player Averages

Games Played	Minutes/game	Points/game	FG Pct	3FG Pct	FT Pct	Rebounds/game	Assists/game	Turnovers/game	Assist/Turnover ratio	Steals/game	Blocks/game
5	19.1	6.0	42.1	0.0	56.0	4.2	0.6	0.8	0.8	0.4	1.4



1 DANTE HARRIS

R-Jr. • G • 6-0 • 171 • Washington, D.C. • Georgetown

2023-24 SEASON

- Scored seven points along with three assists in UVA debut vs. Tarleton State (11/6/23)
- Recorded six points and two assists vs. Florida (11/10/23)
- Totaled five rebounds, three assists, two steals and two blocked shots vs. North Carolina A&T (11/14/23)

• Scored six points on a pair of 3-pointers and added four rebounds vs. Texas Southern (11/16/23)

CAREER STATS/HIGHLIGHTS

SEASON	TEAM	GP-GS	MIN/AVG	Field Goals		3-Point		F-Throws		Rebounds				Scoring						
				FG-FGA	FG%	3FG-3FGA	3FG%	FT-FTA	FT%	OFF	DEF	TOT	AVG	PF-FO	A	TO	BLK	STL	PTS	AVG
2020-21	GTown	26-21	789/30.4	76-218	.349	20-77	.260	35-39	.897	15	74	89	3.4	41-0	82	59	1	30	207	8.0
2021-22	GTown	29-29	934/32.2	130-347	.375	28-102	.275	56-75	.747	13	91	104	3.6	53-1	118	74	2	44	344	11.9
2023-24	UVa	5-1	108/21.7	6-19	.316	2-4	.500	7-12	.583	1	12	13	2.6	9-0	8	7	2	6	21	4.2
TOTAL FOR UVa		5-1	108/21.7	6-19	.316	2-4	.500	7-12	.583	1	12	13	2.6	9-0	8	7	2	6	21	4.2
TOTAL		60-51	1832/30.5	212-584	.363	50-183	.273	98-126	.778	29	177	206	3.4	103-1	208	140	5	80	572	9.5

Single Game Highs

Statistic	Value	
Points	23	at Creighton 02/14/22, vs UConn 02/27/22
Rebounds	9	vs St. John's (NY) 02/03/22
Assists	8	vs Seton Hall 02/20/21, at DePaul 02/09/22
Steals	5	vs Marquette 03/10/21
Blocks	2	vs N.C. A&T 11/14/23
FG Made	9	at Creighton 02/14/22
FG Attempts	24	at Creighton 02/14/22
3FG Made	3	4 times
3FG Attempts	7	vs Villanova 01/22/22
FT Made	9	vs Marquette 01/07/22
FT Attempts	10	vs Marquette 01/07/22

2023-24 HARRIS GAME-BY-GAME

Opponent	Date	GS	MIN	Total		3-Pointers		Free throws		Rebounds				PF	A	TO	BLK	STL	PTS	AVG
				FG-FGA	PCT	3FG-3FGA	PCT	FT-FTA	PCT	OFF	DEF	TOT	AVG							
Tarleton St.	11/06/2023		23:31	1-3	.333	0-0	.000	5-8	.625	1	2	3	3.0	3	1	0	0	1	7	7.0
vs Florida	11/10/2023		15:17	3-5	.600	0-1	.000	0-0	.000	0	0	0	1.5	1	2	0	0	2	6	6.5
N.C. A&T	11/14/2023		25:09	0-2	.000	0-0	.000	2-4	.500	0	5	5	2.7	2	3	3	2	2	2	5.0
Texas Southern	11/16/2023	*	27:03	2-6	.333	2-2	1.000	0-0	.000	0	4	4	3.0	2	2	2	0	1	6	5.3
vs Wisconsin	11/20/2023		17:21	0-3	.000	0-1	.000	0-0	.000	0	1	1	2.6	1	0	2	0	0	0	4.2
Totals		1	108:21	6-19	.316	2-4	.500	7-12	.583	1	12	13	2.6	9	8	7	2	6	21	4.2

Player Averages

Games Played	Minutes/game	Points/game	FG Pct	3FG Pct	FT Pct	Rebounds/game	Assists/game	Turnovers/game	Assist/Turnover ratio	Steals/game	Blocks/game
5	21.7	4.2	31.6	50.0	58.3	2.6	1.6	1.4	1.1	1.2	0.4



2 REECE BEEKMAN

Sr. • G • 6-3 • 194 • Milwaukee, Wis. • Scotland Magnet (La.)

2023-24 SEASON

- Preseason All-ACC First Team
- Naismith Trophy Preseason 50 Watch List
- John R. Wooden Award Preseason Top-50 Watch List
- Talled game-high 16 points, seven assists and three steals vs. Tarleton State (11/6/23)
- Registered 13 points, five assists and three steals vs.

Florida (11/10/23)

• Scored eight points and added a career-high three blocked shots and four steals vs. Texas Southern (11/16/23)

• Scored team-high 17 points along with seven assists and two steals vs. Wisconsin (11/20/23)

CAREER STATS/HIGHLIGHTS

SEASON	TEAM	GP-GS	MIN/AVG	Field Goals		3-Point		F-Throws		Rebounds				Steals/Blocks				Scoring		
				FG-FGA	FG%	3FG-3FGA	3FG%	FT-FTA	FT%	OFF	DEF	TOT	AVG	PF-FO	A	TO	BLK	STL	PTS	AVG
2020-21	Uva	25-20	733/29.3	42-110	.382	9-37	.243	25-33	.758	5	66	71	2.8	37-0	75	29	10	30	118	4.7
2021-22	Uva	35-35	1228/35.1	115-256	.449	22-65	.338	35-46	.761	15	121	136	3.9	62-2	181	50	25	73	287	8.2
2022-23	Uva	32-32	1044/32.6	104-257	.405	27-77	.351	69-87	.793	17	80	97	3.0	51-0	168	50	17	57	304	9.5
2023-24	Uva	5-5	143/28.7	22-54	.407	5-17	.294	10-14	.714	2	16	18	3.6	7-0	30	6	5	13	59	11.8
TOTAL		97-92	3149/32.5	283-677	.418	63-196	.321	139-180	.772	39	283	322	3.3	157-2	454	135	57	173	768	7.9

Single Game Highs

Statistic	Value	Opponent/Date
Points	20	vs Clemson 12/22/21
Rebounds	12	at Louisville 03/05/22
Assists	11	vs Louisville 01/24/22, vs Louisville 03/04/23
Steals	6	vs Navy 11/09/21
Blocks	3	vs Texas Southern 11/16/23
FG Made	8	at Pittsburgh 01/19/22
FG Attempts	13	vs Florida 11/10/23
3FG Made	3	4 times
3FG Attempts	5	5 times
FT Made	6	vs Illinois 11/20/22, vs Furman 03/16/23, vs Tarleton St. 11/06/23
FT Attempts	8	vs Illinois 11/20/22

2023-24 BEEKMAN GAME-BY-GAME

Opponent	Date	GS	MIN	Total		3-Pointers		Free throws		Rebounds				PF	A	TO	BLK	STL	PTS	AVG
				FG-FGA	PCT	3FG-3FGA	PCT	FT-FTA	PCT	OFF	DEF	TOT	AVG							
Tarleton St.	11/06/2023	*	27:27	5-9	.556	0-3	.000	6-7	.857	0	4	4	4.0	2	7	0	1	3	16	16.0
vs Florida	11/10/2023	*	33:40	5-13	.385	2-4	.500	1-4	.250	1	2	3	3.5	1	5	1	1	3	13	14.5
N.C. A&T	11/14/2023	*	20:52	2-9	.222	1-3	.333	0-0	.000	0	4	4	3.7	0	7	0	0	1	5	11.3
Texas Southern	11/16/2023	*	27:22	4-11	.364	0-4	.000	0-0	.000	0	3	3	3.5	3	4	3	3	4	8	10.5
vs Wisconsin	11/20/2023	*	34:05	6-12	.500	2-3	.667	3-3	1.000	1	3	4	3.6	1	7	2	0	2	17	11.8
Totals		5	143:26	22-54	.407	5-17	.294	10-14	.714	2	16	18	3.6	7	30	6	5	13	59	11.8

Player Averages

Games Played	Minutes/game	Points/game	FG Pct	3FG Pct	FT Pct	Rebounds/game	Assists/game	Turnovers/game	Assist/Turnover ratio	Steals/game	Blocks/game
5	28.7	11.8	40.7	29.4	71.4	3.6	6.0	1.2	5.0	2.6	1.0



4 ANDREW ROHDE

So. • G • 6-6 • 202 • Milwaukee, Wis. • St. Thomas (Minn.)

2023-24 SEASON

- Tallied six points and three assists in UVA debut vs. Tarleton State (11/6/23)
- Recorded seven points, two rebounds, two assists and two steals vs. Florida (11/10/23)
- Totaled six points, five assists and three rebounds vs. North Carolina A&T (11/14/23)
- Recorded six points, three rebounds and three steals vs. Texas Southern (11/16/23)

CAREER STATS/HIGHLIGHTS

SEASON	TEAM	GP-GS	MIN/AVG	Field Goals		3-Point		F-Throws		Rebounds				Scoring						
				FG-FGA	FG%	3FG-3FGA	3FG%	FT-FTA	FT%	OFF	DEF	TOT	AVG	PF-FO	A	TO	BLK	STL	PTS	AVG
2022-23	UST	31-31	1019/32.9	189-422	.448	56-175	.320	97-119	.815	25	91	116	3.7	67-0	113	69	3	52	531	17.1
2023-24	UVa	5-5	143/28.7	12-32	.375	5-15	.333	1-2	.500	1	12	13	2.6	2-0	14	8	0	3	30	6.0
TOTAL FOR UVa		5-5	143/28.7	12-32	.375	5-15	.333	1-2	.500	1	12	13	2.6	2-0	14	8	0	3	30	6.0
TOTAL		36-36	1163/32.3	201-454	.443	61-190	.321	98-121	.810	26	103	129	3.6	69-0	127	77	3	55	561	15.6

Single Game Highs


Statistic	Value
Points	27 at North Dakota 02/25/23
Rebounds	9 at Montana St. 12/08/22
Assists	8 vs Merrimack 11/19/22, vs Omaha 01/07/23, vs South Dakota St. 01/26/23
Steals	5 at North Dakota St. 02/23/23
Blocks	1 at Montana 11/17/22, vs Denver 01/05/23, vs Western Ill. 02/18/23
FG Made	11 at North Dakota 02/25/23
FG Attempts	22 vs Oral Roberts 03/06/23
3FG Made	4 4 times
3FG Attempts	9 at South Dakota 12/29/22, vs South Dakota 01/28/23, vs Oral Roberts 03/06/23
FT Made	10 at Omaha 02/02/23
FT Attempts	10 at South Dakota 12/29/22, vs Omaha 01/07/23, at Omaha 02/02/23

2023-24 ROHDE GAME-BY-GAME

Opponent	Date	GS	MIN	Total		3-Pointers		Free throws		Rebounds				PF	A	TO	BLK	STL	PTS	AVG
				FG-FGA	PCT	3FG-3FGA	PCT	FT-FTA	PCT	OFF	DEF	TOT	AVG							
Tarleton St.	11/06/2023	*	25:56	2-8	.250	2-5	.400	0-0	.000	0	3	3	3.0	0	1	2	0	0	6	6.0
vs Florida	11/10/2023	*	35:39	3-6	.500	1-3	.333	0-0	.000	1	1	2	2.5	1	2	1	0	2	7	6.5
N.C. A&T	11/14/2023	*	23:14	3-7	.429	0-3	.000	0-0	.000	0	3	3	2.7	0	5	2	0	0	6	6.3
Texas Southern	11/16/2023	*	28:34	2-5	.400	1-1	1.000	1-2	.500	0	3	3	2.8	0	3	3	0	1	6	6.3
vs Wisconsin	11/20/2023	*	30:01	2-6	.333	1-3	.333	0-0	.000	0	2	2	2.6	1	3	0	0	0	5	6.0
Totals		5	143:24	12-32	.375	5-15	.333	1-2	.500	1	12	13	2.6	2	14	8	0	3	30	6.0

Player Averages

Games Played	Minutes/game	Points/game	FG Pct	3FG Pct	FT Pct	Rebounds/game	Assists/game	Turnovers/game	Assist/Turnover ratio	Steals/game	Blocks/game
5	28.7	6.0	37.5	33.3	50.0	2.6	2.8	1.6	1.8	0.6	0.0



10 TAINÉ MURRAY

Jr. • G • 6-5 • 208 • Auckland, N.Z. • Rosmini College

2023-24 SEASON

- Scored five points off the bench vs. Tarleton State (11/6/23)
- Netted seven points, one assist and one blocked shot vs. North Carolina A&T (11/14/23)
- Tallied four points and three rebounds vs. Texas Southern (11/16/23)

CAREER STATS/HIGHLIGHTS

SEASON	TEAM	GP-GS	MIN	Field Goals			3-Point		F-Throws		Rebounds				PF-FO			Scoring			
				FG-FGA	FG%	3FG-3FGA	3FG%	FT-FTA	FT%	OFF	DEF	TOT	AVG	A	TO	BLK	STL	PTS	AVG		
2021-22	Uva	19-0	143	7.5	13-33	.394	8-23	.348	4-8	.500	6	11	17	0.9	14-0	2	4	1	2	38	2.0
2022-23	Uva	13-0	93	7.2	6-19	.316	2-12	.167	4-6	.667	0	12	12	0.9	5-0	3	3	2	0	18	1.4
2023-24	Uva	4-0	60	15.1	5-10	.500	2-5	.400	4-6	.667	0	4	4	1.0	4-0	1	3	1	0	16	4.0
TOTAL		36-0	297	8.2	24-62	.387	12-40	.300	12-20	.600	6	27	33	0.9	23-0	6	10	4	2	72	2.0

Single Game Highs


Statistic	Value
Points	14 vs Iowa 11/29/21
Rebounds	4 vs UMES 11/25/22
Assists	1 6 times
Steals	1 vs Radford 11/12/21, at NC State 01/22/22
Blocks	1 4 times
FG Made	5 vs Iowa 11/29/21
FG Attempts	7 vs Iowa 11/29/21
3FG Made	4 vs Iowa 11/29/21
3FG Attempts	6 vs Iowa 11/29/21
FT Made	2 at Clemson 01/04/22, vs UAlbany 12/28/22, vs N.C. A&T 11/14/23
FT Attempts	2 9 times

2023-24 MURRAY GAME-BY-GAME

Opponent	Date	GS	MIN	Total		3-Pointers		Free throws		Rebounds				PF-FO				PTS		
				FG-FGA	PCT	3FG-3FGA	PCT	FT-FTA	PCT	OFF	DEF	TOT	AVG	A	TO	BLK	STL	PTS	AVG	
Tarleton St.	11/06/2023		10:57	2-2	1.000	0-0	.000	1-2	.500	0	1	1	1.0	2	0	1	0	0	5	5.0
N.C. A&T	11/14/2023		22:35	2-4	.500	1-2	.500	2-2	1.000	0	0	0	0.5	1	1	0	1	0	7	6.0
Texas Southern	11/16/2023		20:52	1-2	.500	1-2	.500	1-2	.500	0	3	3	1.3	1	0	2	0	0	4	5.3
vs Wisconsin	11/20/2023		05:59	0-2	.000	0-1	.000	0-0	.000	0	0	0	1.0	0	0	0	0	0	0	4.0
Totals		0	60:23	5-10	.500	2-5	.400	4-6	.667	0	4	4	1.0	4	1	3	1	0	16	4.0

Player Averages

Games Played	Minutes/game	Points/game	FG Pct	3FG Pct	FT Pct	Rebounds/game	Assists/game	Turnovers/game	Assist/Turnover ratio	Steals/game	Blocks/game
4	15.1	4.0	50.0	40.0	66.7	1.0	0.3	0.8	0.3	0.0	0.3



11 ISAAC MCKNEELY

So. • G • 6-4 • 188 • Poca, W.Va. • Poca

2023-24 SEASON

- Matched career highs in points (15) and 3-pointers (4) vs. Tarleton State (11/6/23)
- Scored nine points and matched career high with six rebounds vs. Florida (11/10/23)
- Had eight points before leaving with ankle injury vs. North Carolina A&T (11/14/23)
- Missed the Texas Southern game (11/16/23) with an ankle injury
- Scored nine points vs. Wisconsin (11/20/23)

CAREER STATS/HIGHLIGHTS

SEASON	TEAM	GP-GS	MIN/AVG	Field Goals		3-Point		F-Throws		Rebounds				PF-FO			TO BLK STL		Scoring	
				FG-FGA	FG%	3FG-3FGA	3FG%	FT-FTA	FT%	OFF	DEF	TOT	AVG	A	TO	BLK	STL	PTS	AVG	
2022-23	UVa	33-1	708/21.5	77-182	.423	51-130	.392	17-24	.708	7	66	73	2.2	44-0	23	21	4	12	222	6.7
2023-24	UVa	4-4	111/27.8	13-29	.448	9-15	.600	6-8	.750	0	12	12	3.0	7-0	6	5	2	2	41	10.3
TOTAL		37-5	820/22.2	90-211	.427	60-145	.414	23-32	.719	7	78	85	2.3	51-0	29	26	6	14	263	7.1

Single Game Highs

Statistic	Value	
Points	15	vs Monmouth 11/11/22, vs Tarleton St. 11/06/23
Rebounds	6	at North Carolina 02/25/23, vs Florida 11/10/23
Assists	4	vs Tarleton St. 11/06/23
Steals	1	14 times
Blocks	2	vs NC State 02/07/23
FG Made	5	vs Monmouth 11/11/22, vs Boston College 01/28/23, vs Furman 03/16/23
FG Attempts	10	vs Furman 03/16/23, vs Florida 11/10/23
3FG Made	4	vs Monmouth 11/11/22, vs Syracuse 01/07/23, vs Tarleton St. 11/06/23
3FG Attempts	8	vs Tarleton St. 11/06/23
FT Made	3	vs Clemson 02/28/23, vs Tarleton St. 11/06/23
FT Attempts	4	vs Tarleton St. 11/06/23

2023-24 MCKNEELY GAME-BY-GAME

Opponent	Date	GS	MIN	Total		3-Pointers		Free throws		Rebounds				PF			PTS	AVG				
				FG-FGA	PCT	3FG-3FGA	PCT	FT-FTA	PCT	OFF	DEF	TOT	AVG	A	TO	BLK			STL			
Tarleton St.	11/06/2023	*	28:47	4-8	.500	4-8	.500	3-4	.750	0	4	4	4.0	3	4	3	0	1	15	15.0		
vs Florida	11/10/2023	*	35:24	3-10	.300	2-4	.500	1-2	.500	0	6	6	5.0	2	1	1	1	0	9	12.0		
N.C. A&T	11/14/2023	*	14:28	3-4	.750	2-2	1.000	0-0	.000	0	1	1	3.7	1	1	0	1	0	8	10.7		
vs Wisconsin	11/20/2023	*	32:34	3-7	.429	1-1	1.000	2-2	1.000	0	1	1	3.0	1	0	1	0	1	9	10.3		
Totals				4	111:13	13-29	.448	9-15	.600	6-8	.750	0	12	12	3.0	7	6	5	2	2	41	10.3

Player Averages

Games Played	Minutes/game	Points/game	FG Pct	3FG Pct	FT Pct	Rebounds/game	Assists/game	Turnovers/game	Assist/Turnover ratio	Steals/game	Blocks/game
4	27.8	10.3	44.8	60.0	75.0	3.0	1.5	1.3	1.2	0.5	0.5



13 RYAN DUNN

So. • G • 6-8 • 216 • Freeport, N.Y. • Perkiomen School

2023-24 SEASON

- Collected nine points, seven rebounds, two blocks and one steal vs. Tarleton State (11/6/23)
- Tallied six points, eight rebounds along with school record-tying seven steals vs. Florida (11/10/23)
- Netted 13 points, career-high 11 rebounds, three blocked shots and two steals vs. North Carolina A&T

(11/14/23)

- Scored career-best 15 points along with career highs in free throws (8) and free throws attempted (9), and four blocked shots and added three steals vs. Texas Southern (11/16/23)
- Registered six points, six rebounds, two steals and career-high five blocked shots vs. Wisconsin (11/20/23)

CAREER STATS/HIGHLIGHTS

SEASON	TEAM	GP-GS	MIN/AVG	Field Goals			3-Point		F-Throws		Rebounds				Scoring					
				FG-FGA	FG%	3FG-3FGA	3FG%	FT-FTA	FT%	OFF	DEF	TOT	AVG	PF	FO	A	TO	BLK	STL	PTS
2022-23	UVa	31-0	401/12.9	33-62	.532	5-16	.313	11-22	.500	19	72	91	2.9	41-1	9	14	33	13	82	2.6
2023-24	UVa	5-5	126/25.3	15-26	.577	2-10	.200	17-23	.739	9	28	37	7.4	10-0	6	2	14	15	49	9.8
TOTAL		36-5	527/14.7	48-88	.545	7-26	.269	28-45	.622	28	100	128	3.6	51-1	15	16	47	28	131	3.6

Single Game Highs

Statistic	Value	
Points	15	vs Texas Southern 11/16/23
Rebounds	11	vs N.C. A&T 11/14/23
Assists	2	vs Monmouth 11/11/22, vs Florida 11/10/23, vs Texas Southern 11/16/23
Steals	7	vs Florida 11/10/23
Blocks	5	vs Wisconsin 11/20/23
FG Made	5	vs Monmouth 11/11/22
FG Attempts	7	at Florida St. 01/14/23, vs Florida 11/10/23
3FG Made	1	7 times
3FG Attempts	3	vs Virginia Tech 01/18/23, vs Florida 11/10/23, vs Texas Southern 11/16/23
FT Made	8	vs Texas Southern 11/16/23
FT Attempts	9	vs Texas Southern 11/16/23

2023-24 DUNN GAME-BY-GAME

Opponent	Date	GS	MIN	Total		3-Pointers		Free throws		Rebounds				PF	A	TO	BLK	STL	PTS	AVG
				FG-FGA	PCT	3FG-3FGA	PCT	FT-FTA	PCT	OFF	DEF	TOT	AVG							
Tarleton St.	11/06/2023	*	21:04	2-3	.667	1-2	.500	4-8	.500	2	5	7	7.0	2	1	0	2	1	9	9.0
vs Florida	11/10/2023	*	32:47	3-7	.429	0-3	.000	0-0	.000	1	7	8	7.5	2	2	1	0	7	6	7.5
N.C. A&T	11/14/2023	*	21:13	4-5	.800	0-0	.000	5-6	.833	4	7	11	8.7	1	1	0	3	2	13	9.3
Texas Southern	11/16/2023	*	24:47	3-5	.600	1-3	.333	8-9	.889	2	3	5	7.8	2	2	0	4	3	15	10.8
vs Wisconsin	11/20/2023	*	26:28	3-6	.500	0-2	.000	0-0	.000	0	6	6	7.4	3	0	1	5	2	6	9.8
Totals		5	126:19	15-26	.577	2-10	.200	17-23	.739	9	28	37	7.4	10	6	2	14	15	49	9.8

Player Averages

Games Played	Minutes/game	Points/game	FG Pct	3FG Pct	FT Pct	Rebounds/game	Assists/game	Turnovers/game	Assist/Turnover ratio	Steals/game	Blocks/game
5	25.3	9.8	57.7	20.0	73.9	7.4	1.2	0.4	3.0	3.0	2.8



22 JORDAN MINOR

Gr. • F • 6-8 • 242 • Kingston, Mass. • Merrimack

2023-24 SEASON

- Collected three rebounds in UVA debut vs. Tarleton State (11/6/23)
- Scored six points along with two rebounds vs. North Carolina A&T (11/14/23)

CAREER STATS/HIGHLIGHTS

SEASON	TEAM	GP-GS	MIN/AVG	Field Goals			3-Point		F-Throws		Rebounds				Scoring					
				FG-FGA	FG%	3FG-3FGA	3FG%	FT-FTA	FT%	OFF	DEF	TOT	AVG	PF-FO	A	TO	BLK	STL	PTS	AVG
2019-20	Merri	31-0	505/16.3	70-137	.511	2-5	.400	50-90	.556	79	58	137	4.4	76-0	24	40	32	7	192	6.2
2020-21	Merri	18-18	527/29.3	83-173	.480	1-7	.143	49-84	.583	54	91	145	8.1	69-7	32	56	25	15	216	12.0
2021-22	Merri	30-30	910/30.3	182-346	.526	1-11	.091	88-143	.615	95	152	247	8.2	101-5	36	61	73	44	453	15.1
2022-23	Merri	28-28	935/33.4	186-361	.515	1-9	.111	115-196	.587	91	171	262	9.4	84-4	65	78	72	39	488	17.4
2023-24	UVa	4-0	36/9.0	3-7	.429	0-0	.000	2-2	1.000	6	2	8	2.0	5-0	1	2	1	0	8	2.0
TOTAL FOR UVA	4-0	36/9.0	3-7	.429	0-0	.000	2-2	1.000	6	2	8	2.0	5-0	1	2	1	0	8	2.0	
TOTAL	111-76	2912/26.2	524-1024	.512	5-32	.156	304-515	.590	325	474	799	7.2	335-16	158	237	203	105	1357	12.2	

Single Game Highs

Statistic	Value	
Points	28	vs Central Conn. St. 02/10/22
Rebounds	20	at Sacred Heart 02/18/23
Assists	7	vs LIU 02/02/23
Steals	6	vs Brown 12/07/21
Blocks	8	at Central Conn. St. 01/08/22, at Bucknell 12/18/22
FG Made	12	vs Central Conn. St. 02/10/22, at Sacred Heart 02/15/22
FG Attempts	19	at Gonzaga 12/09/21, vs Stonehill 02/09/23, at LIU 02/25/23
3FG Made	2	vs Jacksonville 11/17/19
3FG Attempts	3	vs Jacksonville 11/17/19, at Gonzaga 12/09/21
FT Made	11	at Wagner 12/31/22
FT Attempts	13	4 times

2023-24 MINOR GAME-BY-GAME

Opponent	Date	GS	MIN	Total		3-Pointers		Free throws		Rebounds				PF				PTS		AVG	
				FG-FGA	PCT	3FG-3FGA	PCT	FT-FTA	PCT	OFF	DEF	TOT	AVG	PF	A	TO	BLK	STL	PTS		
Tarleton St.	11/06/2023		11:42	0-1	.000	0-0	.000	0-0	.000	2	1	3	3.0	1	0	1	1	0	0	0	0.0
N.C. A&T	11/14/2023		12:14	2-3	.667	0-0	.000	2-2	1.000	1	1	2	2.5	2	0	1	0	0	0	6	3.0
Texas Southern	11/16/2023		07:04	1-3	.333	0-0	.000	0-0	.000	3	0	3	2.7	1	1	0	0	0	0	2	2.7
vs Wisconsin	11/20/2023		04:55	0-0	.000	0-0	.000	0-0	.000	0	0	0	2.0	1	0	0	0	0	0	0	2.0
Totals		0	35:55	3-7	.429	0-0	.000	2-2	1.000	6	2	8	2.0	5	1	2	1	0	8	2.0	

Player Averages

Games Played	Minutes/game	Points/game	FG Pct	3FG Pct	FT Pct	Rebounds/game	Assists/game	Turnovers/game	Assist/Turnover ratio	Steals/game	Blocks/game
4	9.0	2.0	42.9	0.0	100.0	2.0	0.3	0.5	0.5	0.0	0.3



34 JAKE GROVES

Gr. • F • 6-9 • 211 • Spokane, Wash. • Oklahoma

2023-24 SEASON

- Scored nine points on 3 of 4 3-pointers vs. Tarleton State (11/6/23)
- Scored 12 points vs. Florida (11/10/23)
- Recorded 11 points and matched a career high with nine rebounds vs. North Carolina A&T (11/14/23)

CAREER STATS/HIGHLIGHTS

SEASON	TEAM	GP-GS	MIN/AVG	Field Goals		3-Point		F-Throws		Rebounds			PF-FO			TO BLK STL			Scoring	
				FG-FGA	FG%	3FG-3FGA	3FG%	FT-FTA	FT%	OFF	DEF	TOT	AVG	A	TO	BLK	STL	PTS	AVG	
2019-20	EWU	24-0	154/6.4	25-49	.510	2-14	.143	9-16	.563	11	26	37	1.5	23-0	7	15	0	6	61	2.5
2020-21	EWU	24-14	522/21.8	90-163	.552	16-44	.364	28-37	.757	23	77	100	4.2	60-2	22	29	3	11	224	9.3
2021-22	OU	34-12	587/17.3	60-139	.432	23-75	.307	14-23	.609	24	73	97	2.9	49-1	15	22	3	8	157	4.6
2022-23	OU	32-22	655/20.5	81-185	.438	37-97	.381	17-24	.708	17	64	81	2.5	38-0	26	27	2	13	216	6.8
2023-24	UVa	5-2	89/17.8	15-30	.500	7-15	.467	6-7	.857	4	10	14	2.8	12-0	5	2	1	3	43	8.6
TOTAL FOR UVa		5-2	89/17.8	15-30	.500	7-15	.467	6-7	.857	4	10	14	2.8	12-0	5	2	1	3	43	8.6
TOTAL		119-50	2007/16.9	271-566	.479	85-245	.347	74-107	.692	79	250	329	2.8	182-3	75	95	9	41	701	5.9

Single Game Highs

Statistic	Value
Points	26 vs Central Ark. 12/17/22
Rebounds	9 4 times
Assists	3 5 times
Steals	3 4 times
Blocks	1 9 times
FG Made	10 vs Montana 03/12/21, vs Central Ark. 12/17/22
FG Attempts	16 at Washington St. 11/28/20
3FG Made	5 vs Texas 12/31/22
3FG Attempts	9 vs Texas 12/31/22
FT Made	4 4 times
FT Attempts	6 vs Montana 01/09/20

2023-24 GROVES GAME-BY-GAME

Opponent	Date	GS	MIN	Total		3-Pointers		Free throws		Rebounds				PF-FO				PTS	AVG	
				FG-FGA	PCT	3FG-3FGA	PCT	FT-FTA	PCT	OFF	DEF	TOT	AVG	A	TO	BLK	STL			
Tarleton St.	11/06/2023	*	14:42	3-4	.750	3-4	.750	0-0	.000	0	1	1	1.0	4	1	0	0	1	9	9.0
vs Florida	11/10/2023	*	16:19	4-7	.571	2-3	.667	2-2	1.000	0	0	0	0.5	4	2	0	0	1	12	10.5
N.C. A&T	11/14/2023		20:41	4-6	.667	2-2	1.000	1-2	.500	3	6	9	3.3	1	2	1	1	1	11	10.7
Texas Southern	11/16/2023		16:33	3-6	.500	0-3	.000	1-1	1.000	1	1	2	3.0	2	0	0	0	0	7	9.8
vs Wisconsin	11/20/2023		20:47	1-7	.143	0-3	.000	2-2	1.000	0	2	2	2.8	1	0	1	0	0	4	8.6
Totals		2	89:02	15-30	.500	7-15	.467	6-7	.857	4	10	14	2.8	12	5	2	1	3	43	8.6

Player Averages

Games Played	Minutes/game	Points/game	FG Pct	3FG Pct	FT Pct	Rebounds/game	Assists/game	Turnovers/game	Assist/Turnover ratio	Steals/game	Blocks/game
5	17.8	8.6	50.0	46.7	85.7	2.8	1.0	0.4	2.5	0.6	0.2



35 LEON BOND III

R-Fr. • G/F • 6-5 • 203 • Wauwatosa, Wis. • Wauwatosa East

2023-24 SEASON

- Recorded 12 points, nine rebounds and two steals in collegiate debut vs. Tarleton State (11/6/23)
- Scored 16 points on 8 of 10 field goals vs. North Carolina A&T (11/14/23)
- Tallied eight points and three rebounds vs. Texas Southern (11/16/23)

CAREER HIGHLIGHTS

		Field Goals			3-Point		F-Throws		Rebounds				Scoring							
SEASON	TEAM	GP-GS	MIN/AVG	FG-FGA	FG%	3FG-3FGA	3FG%	FT-FTA	FT%	OFF	DEF	TOT	AVG	PF-FO	A	TO	BLK	STL	PTS	AVG
2023-24	UVa	5-0	73/14.6	17-26	.654	0-0	.000	4-6	.667	9	7	16	3.2	3-0	1	1	2	5	38	7.6
TOTAL		5-0	73/14.6	17-26	.654	0-0	.000	4-6	.667	9	7	16	3.2	3-0	1	1	2	5	38	7.6

Single Game Highs

Statistic	Value	
Points	16	vs N.C. A&T 11/14/23
Rebounds	9	vs Tarleton St. 11/06/23
Assists	1	vs Texas Southern 11/16/23
Steals	3	vs Texas Southern 11/16/23
Blocks	1	vs Wisconsin 11/20/23, vs N.C. A&T 11/14/23
FG Made	8	vs N.C. A&T 11/14/23
FG Attempts	10	vs N.C. A&T 11/14/23
FT Made	4	vs Tarleton St. 11/06/23
FT Attempts	6	vs Tarleton St. 11/06/23

2023-24 BOND III GAME-BY-GAME

Opponent	Date	GS	MIN	Total		3-Pointers		Free throws		Rebounds				PF	A	TO	BLK	STL	PTS	AVG
				FG-FGA	PCT	3FG-3FGA	PCT	FT-FTA	PCT	OFF	DEF	TOT	AVG							
Tarleton St.	11/06/2023		16:42	4-5	.800	0-0	.000	4-6	.667	5	4	9	9.0	0	0	0	0	2	12	12.0
vs Florida	11/10/2023		04:02	1-3	.333	0-0	.000	0-0	.000	1	0	1	5.0	1	0	0	0	0	2	7.0
N.C. A&T	11/14/2023		18:47	8-10	.800	0-0	.000	0-0	.000	2	1	3	4.3	0	0	1	1	0	16	10.0
Texas Southern	11/16/2023		20:09	4-7	.571	0-0	.000	0-0	.000	1	2	3	4.0	2	1	0	0	3	8	9.5
vs Wisconsin	11/20/2023		13:21	0-1	.000	0-0	.000	0-0	.000	0	0	0	3.2	0	0	0	1	0	0	7.6
Totals		0	73:01	17-26	.654	0-0	.000	4-6	.667	9	7	16	3.2	3	1	1	2	5	38	7.6

Player Averages

Games Played	Minutes/game	Points/game	FG Pct	3FG Pct	FT Pct	Rebounds/game	Assists/game	Turnovers/game	Assist/Turnover ratio	Steals/game	Blocks/game
5	14.6	7.6	65.4	0.0	66.7	3.2	0.2	0.2	1.0	1.0	0.4



2023-24 Virginia Men's Basketball Combined Team Statistics All games

Game Records

Record	Overall	Home	Away	Neutral
ALL GAMES	4-1	3-0	0-0	1-1
CONFERENCE	0-0	0-0	0-0	0-0
NON-CONFERENCE	4-1	3-0	0-0	1-1

Score by Periods

Team	1st	2nd	OT	TOT
Virginia	175	161	0	336
Opponents	115	154	0	269

Team Box Score

No.	Player				Total		3-Point		F-Throw		Rebounds								PTS	AVG		
		GP-GS	MIN	AVG	FG-FGA	FG%	3FG-3FGA	3FG%	FT-FTA	FT%	OFF	DEF	TOT	AVG	PF	DQ	A	TO			BLK	STL
2	BEEKMAN, Reece	5-5	143:26	28.7	22-54	.407	5-17	.294	10-14	.714	2	16	18	3.6	7	0	30	6	5	13	59	11.8
11	MCKNEELY, Isaac	4-4	111:13	27.8	13-29	.448	9-15	.600	6-8	.750	0	12	12	3.0	7	0	6	5	2	2	41	10.3
13	DUNN, Ryan	5-5	126:19	25.3	15-26	.577	2-10	.200	17-23	.739	9	28	37	7.4	10	0	6	2	14	15	49	9.8
34	GROVES, Jacob	5-2	89:02	17.8	15-30	.500	7-15	.467	6-7	.857	4	10	14	2.8	12	0	5	2	1	3	43	8.6
35	BOND III, Leon	5-0	73:01	14.6	17-26	.654	0-0	.000	4-6	.667	9	7	16	3.2	3	0	1	1	2	5	38	7.6
4	ROHDE, Andrew	5-5	143:24	28.7	12-32	.375	5-15	.333	1-2	.500	1	12	13	2.6	2	0	14	8	0	3	30	6.0
0	BUCHANAN, Blake	5-3	95:27	19.1	8-19	.421	0-0	.000	14-25	.560	10	11	21	4.2	9	0	3	4	7	2	30	6.0
1	HARRIS, Dante	5-1	108:21	21.7	6-19	.316	2-4	.500	7-12	.583	1	12	13	2.6	9	0	8	7	2	6	21	4.2
10	MURRAY, Taine	4-0	60:23	15.1	5-10	.500	2-5	.400	4-6	.667	0	4	4	1.0	4	0	1	3	1	0	16	4.0
22	MINOR, Jordan	4-0	35:55	9.0	3-7	.429	0-0	.000	2-2	1.000	6	2	8	2.0	5	0	1	2	1	0	8	2.0
42	WALKER, Bryce	2-0	05:58	3.0	0-1	.000	0-1	.000	1-2	.500	0	1	1	0.5	0	0	0	0	0	0	1	0.5
24	HOW, Tristan	3-0	07:31	2.5	0-3	.000	0-1	.000	0-0	.000	0	0	0	0.0	1	0	0	0	0	0	0	0.0
Team											1	9	10				1					
Total		5	1000		116-256	.453	32-83	.386	72-107	.673	43	124	167	33.4	69	0	75	41	35	49	336	67.2
Opponents		5	1000		96-274	.350	29-103	.282	48-67	.716	67	113	180	36.0	84	2	55	72	13	26	269	53.8

Team Statistics

	UVA	OPP
Scoring	336	269
Points per game	67.2	53.8
Scoring margin	+13.4	-
Field goals-att	116-256	96-274
Field goal pct	.453	.350
3 point fg-att	32-83	29-103
3-point FG pct	.386	.282
3-pt FG made per game	6.4	5.8
Free throws-att	72-107	48-67
Free throw pct	.673	.716
F-Throws made per game	14.4	9.6
Rebounds	167	180
Rebounds per game	33.4	36.0
Rebounding margin	-2.6	-
Assists	75	55
Assists per game	15.0	11.0
Turnovers	41	72
Turnovers per game	8.2	14.4
Turnover margin	+6.2	-
Assist/turnover ratio	1.8	0.8
Steals	49	26
Steals per game	9.8	5.2
Blocks	35	13
Blocks per game	7.0	2.6
Winning streak	0	-
Home win streak	3	-
Attendance	40084	0
Home games-Avg/Game	3-13361	0-0
Neutral site-Avg/Game	-	2-5142

Team Results

Date	Opponent		Score	Att.
11/06/2023	Tarleton St.	W	80-50	14080
11/10/2023	vs Florida	W	73-70	6783
11/14/2023	N.C. A&T	W	80-51	12905
11/16/2023	Texas Southern	W	62-33	13099
11/20/2023	vs Wisconsin	L	41-65	3500



**2023-24 Virginia Men's Basketball
Team Game-by-Game
All games**

Opponent	Date	Score		Total		3-Pointers		Free throws		Rebounds										
				FG-FGA	PCT	3FG-3FGA	PCT	FT-FTA	PCT	OFF	DEF	TOT	AVG	PF	A	TO	BLK	STL	PTS	AVG
Tarleton St.	11/06/2023	80-50	W	23-47	.489	10-22	.455	24-39	.615	10	30	40	40.0	19	15	8	5	9	80	80.0
vs Florida	11/10/2023	73-70	W	26-58	.448	7-18	.389	14-24	.583	9	21	30	35.0	14	15	6	2	15	73	76.5
N.C. A&T	11/14/2023	80-51	W	31-57	.544	6-13	.462	12-16	.750	11	31	42	37.3	11	22	8	10	7	80	77.7
Texas Southern	11/16/2023	62-33	W	21-48	.438	5-16	.313	15-21	.714	10	24	34	36.5	15	13	11	10	13	62	73.8
vs Wisconsin	11/20/2023	41-65	L	15-46	.326	4-14	.286	7-7	1.000	3	18	21	33.4	10	10	8	8	5	41	67.2
Total		336		116-256	.453	32-83	.386	72-107	.673	43	124	167	33.4	69	75	41	35	49	336	67.2
Opponents		269		96-274	.350	29-103	.282	48-67	.716	67	113	180	36.0	84	55	72	13	26	269	53.8

Virginia Averages

Games Played	Points/game	FG Pct	3FG Pct	FT Pct	Rebounds/game	Assists/game	Turnovers/game	Assist/Turnover ratio	Steals/game	Blocks/game
5	67.2	45.3	38.6	67.3	33.4	15.0	8.2	1.8	9.8	7.0



2023-24 Virginia Men's Basketball



0 • Blake Buchanan
Fr. • F • 6-11 • 225
Coeur d'Alene, Idaho



1 • Dante Harris
R-Jr. • G • 6-0 • 171
Washington, D.C.




2 • Reece Beekman
Sr. • G • 6-3 • 194
Milwaukee, Wis.




4 • Andrew Rohde
So. • G • 6-6 • 202
Brookfield, Wis.




5 • Desmond Roberts
Fr. • G • 6-4 • 206
Charlottesville, Va.



10 • Taine Murray
Jr. • G • 6-5 • 208
Auckland, N.Z.




11 • Isaac McKneely
So. • G • 6-4 • 188
Poca, W.Va.



12 • Elijah Gertrude
Fr. • G • 6-4 • 185
Jersey City, N.J.



13 • Ryan Dunn
So. • G • 6-8 • 216
Freeport, N.Y.



21 • Anthony Robinson
Fr. • F • 6-10 • 238
Peachtree City, Ga.



22 • Jordan Minor
Gr. • F • 6-8 • 242
Kingston, Mass.



24 • Tristan How
Sr. • F • 6-7 • 210
Virginia Beach, Va.



34 • Jake Groves
Gr. • F • 6-9 • 211
Spokane, Wash.



30 • Christian Bliss
Fr. • G • 6-4 • 198
Queens, N.Y.



35 • Leon Bond III
R-Fr. • G/F • 6-5 • 203
Wauwatosa, Wis.



42 • Bryce Walker
Jr. • G • 6-2 • 200
Beltsville, Md.



Tony Bennett
Head Coach
15th Season