

# FLORIDA™

## MEN'S BASKETBALL

NATIONAL CHAMPIONS: 2006, 2007 | SEC CHAMPIONS: 1989, 2000, 2001, 2007, 2011, 2013, 2014 | FINAL FOUR: 1994, 2000, 2006, 2007, 2014



### Florida 1-0/0-0 SEC vs. Virginia 1-0/0-0 ACC

Spectrum Center (19,000) | Charlotte, N.C.

Basketball Hall of Fame Series | Game 2 | Nov. 10, 2023 | 7 p.m.



#### HEAD COACH

**Todd Golden**

17-17 | 2nd season at UF  
74-53 | 5th season overall

**Tony Bennett**

242-125 | 15th season at Virginia  
411-157 | 18th season overall

#### MATCHUP BASICS

All-Time Series: 2-1  
All-Time vs. ACC: 152-139  
vs. ACC under Golden: 1-0  
Last vs. Virginia:  
W 65-39, 3/18/17,  
Orlando (NCAA Tournament)

#### BROADCAST INFO

ACC Network | ESPN App  
Play-by-Play: Doug Sherman  
Analyst: Cory Alexander

Gator Sports Network  
from LEARFIELD

Play-by-Play: Kyle Crooks  
Analyst: Lee Humphrey

#### FLORIDA POSSIBLE STARTERS

#	Name	Pos.	Ht.	Wt.	Cl.	Min.	Pts.	Reb.	Misc.
4	Tyrese Samuel	F	6-10	239	Gr.	25.5	15.0	8.0	.556 fg%
3	Micah Handlogten	C	7-1	235	So.	21.1	16.0	6.0	.875 fg%
1	Walter Clayton Jr.	G	6-2	195	Jr.	32.9	9.0	8.0	5.0 ast
2	Riley Kugel	G	6-5	207	So.	33.8	23.0	3.0	.667 fg%
5	Will Richard	G	6-4	206	Jr.	30.0	3.0	1.0	2.0 ast

#### OPPONENT POSSIBLE STARTERS

#	Name	Pos.	Ht.	Wt.	Cl.	Min.	Pts.	Reb.	Misc.
34	Jacob Groves	F	6-9	211	Gr.	14.7	9.0	1.0	3.0 3fg
2	Reece Beekman	G	6-3	194	Sr.	27.5	16.0	4.0	7.0 ast
4	Andrew Rohde	G	6-6	202	So.	25.9	6.0	3.0	2.0 3fg
11	Isaac McKneely	G	6-4	188	So.	28.8	15.0	4.0	4.0 3fg
13	Ryan Dunn	G	6-8	216	So.	21.1	9.0	7.0	2.0 blk

#### THE TIP-OFF

- Florida plays its first of four November games against ACC opponents, squaring off against Virginia for the first regular season meeting in series history. The programs have previously met twice in the NCAA Tournament (2012, 2017) and once in the NIT (1992).
- It also marks Florida's first of two games at Charlotte's Spectrum Center during nonconference play. The Gators return in December to play Michigan in the second installment of the Jumpman Invitational.
- The Gators started their season hot, going on a 16-0 run over the first six minutes of Monday's win vs. Loyola Maryland. Riley Kugel's 23 points and six steals led the way, while Micah Handlogten (16), Tyrese Samuel (15) and Alex Condon (13) all contributed double-figure scoring and Walter Clayton Jr. added nine points, eight rebounds and five assists.

#### IT'S A SMALL WORLD

- As college athletics looked for a way to compete during COVID, the Basketball Hall of Fame put on Bubbleville, which hosted 46 games over 11 days at Mohegan Sun in Uncasville, Conn. Florida and Virginia were scheduled to meet on Nov. 27, 2020.
- A COVID pause caused the Gators' participation in Bubbleville to be delayed, resulting in the shuffling of match-ups. As a result, San Francisco took Florida's place on Nov. 27 and pulled off a monumental upset of fourth-ranked Virginia, launching their head coach Todd Golden into the national college basketball consciousness.
- Three years later, Golden now leads the Gators into a Basketball Hall of Fame event against Virginia.

#### 2023-24 OUTLOOK

- Florida moves into its second season under head coach Todd Golden, who led the Gators to a pair of top-25 wins and a postseason berth in his first season leading the program.
- The Gators had a busy spring in the transfer portal, bringing in one of the top transfer classes in the nation, along with its freshman class.
- Florida returns four scholarship players, including a pair of starters in Will Richard and Riley Kugel.
- Richard posted 18 double-figure scoring games, including a season-high 24 at Georgia, while Kugel shone late in the season and earned SEC All-Freshman honors after averaging 17.3 points over the last 10 games of the season.
- Point guard Denzel Aberdeen and forward Aleks Szymczyk also return as sophomores looking to make a jump.
- UF's transfer class includes guards Walter Clayton Jr., Zion Pullin and Julian Rishwain along with the frontcourt duo of Micah Handlogten and Tyrese Samuel.
- The Gators welcome several freshmen to the program with 6-foot-9 forward Thomas Haugh from Pennsylvania, 6-foot-11 Australian Alex Condon and Lithuanian point guard Kajus Kubickas joining the squad.
- Walk-ons Alex Klatsky and Jack May both return, while the Gators also added freshman Cooper Josefsberg and former team manager Bennett Andersen to the roster in the walk-on role.

#### NOVEMBER

6	Loyola Maryland	SEC+	W	93-73
10	vs. RV Virginia (Charlotte)	ACC Net.		7 p.m.
14	Florida A&M	SEC+		7 p.m.
17	Florida State	SEC Net.		7 p.m.
22	Pittsburgh (Brooklyn)	ESPN2/U		9:30 p.m.
24	vs. BU/OSU (Brooklyn)	ESPN/2		3/5:30
29	at Wake Forest	ESPNU		7:15 p.m.

#### DECEMBER

5	Merrimack	SEC+		7 p.m.
9	vs. Richmond (Sunrise)	TBD		TBD
14	vs. E. Carolina (Lakeland)	SEC Net.		7 p.m.
19	vs. Michigan (Charlotte)	ESPN		7 p.m.
30	Quinnipiac	SEC Net.		1 p.m.

#### JANUARY

6	#16 Kentucky	ESPN		12:30 p.m.
10	at Ole Miss	SEC Net.		9 p.m.
13	#14 Arkansas	ESPN		5 p.m.
16	at #9 Tennessee	ESPN2		7 p.m.
20	at RV Missouri	ESPN/2/U		TBD
24	RV Mississippi State	SEC Net.		8:30 p.m.
27	Georgia	ESPN/2/U		12 p.m.
31	at #16 Kentucky	ESPN/2		8 p.m.

#### FEBRUARY

3	at #15 Texas A&M	ESPN2		4 p.m.
10	RV Auburn	SEC Net.		3:30 p.m.
13	LSU	SEC Net.		8 p.m.
17	at Georgia	SEC Net.		1 p.m.
21	at #24 Alabama	ESPN2/U		7 p.m.
24	Vanderbilt	SEC Net.		1 p.m.
28	RV Missouri	SEC Net.		6:30 p.m.

#### MARCH

2	at South Carolina	SEC Net.		3:30 p.m.
5	#24 Alabama	ESPN/2		9 p.m.
9	at Vanderbilt	SSEC Net.		4:30 p.m.
13-17 SEC Tournament (Nashville)				

#### NUMBERS OF NOTE

4

Virginia is the first of four ACC opponents the Gators will play in November, also hosting Florida State, facing Pittsburgh in Brooklyn and finally visiting Wake Forest in the ACC/SEC Challenge.

2

Two Florida big men hit multiple 3-pointers in the season opener with 6-foot-11 Alex Condon and 7-foot-1 Micah Handlogten each knocking down their first two attempts from deep as Gators.

20/6

Riley Kugel's 23 points and six steals vs. Loyola Md. made him the fourth Gator to reach 20 points and six steals in a game since 1996, joining Corey Brewer, Nick Calathes and Michael Frazier II.

Contact: Denver Parler | denverp@gators.ufl.edu  
Office: 352-692-6195 | Cell: 352-318-3493

# Matchup

## ABOUT THE OPPONENT

- Virginia enters its 15th season under the guidance of Tony Bennett, who led the Cavaliers to the 2019 NCAA championship. UVA has notched more than 20 wins in 11 straight seasons (excluding the shortened 2020-21 season).
- Virginia returns one starter in senior guard Reece Beekman, who averaged 9.5 points and 5.3 assists last season. The Cavaliers bring back five other returners, led by Isaac McKneely's 6.7 points per game.
- Like most teams, Virginia has an influx of newcomers with four transfers and five freshmen on its roster. One familiar face to Florida is Jake Groves, who came from Oklahoma and the Gators also faced in the Spectrum Center last season.

## OPPONENT'S LAST 5 GAMES

March 9	vs. North Carolina	W	68-59
March 10	vs. Clemson	W	76-56
March 11	vs. Duke	L	49-59
March 16	vs. Furman	L	67-68
Nov. 6	Tarleton State	W	80-50

## OPPONENT'S NEXT 5 GAMES

Nov. 14	North Carolina A&T
Nov. 16	Texas Southern
Nov. 20	vs. Wisconsin
Nov. 22	vs. SMU/West Virginia
Nov. 29	Texas A&M

## ALL-TIME SERIES (2-1)

March 30, 1992	NYC (NIT)	L	56-62
March 16, 2012	Omaha (NCAA)	W	71-45
March 18, 2017	Orlando (NCAA)	W	65-39

## LAST 10 VS. ACC (5-5)

Dec. 4, 2017	Florida State	L	66-83
Dec. 16, 2017	vs. Clemson	L	69-71
Nov. 6, 2018	at #17 Florida State	L	60-81
Nov. 10, 2019	Florida State	L	51-63
Nov. 22, 2019	vs. Miami	W	78-58
Dec. 3, 2020	vs. Boston College	W	90-70
Dec. 12, 2020	at Florida State	L	61-74
March 19, 2020	*vs. Virginia Tech	W/OT	75-70
Nov. 14, 2021	#20 Florida State	W	71-55
Nov. 18, 2022	at Florida State	W	76-67

\*NCAA Tournament

Category	Florida	Advantage	Opponent
Scoring Offense	93.0	<	80.0
Scoring Defense	73.0	>	50.0
Scoring Margin	+20.0	>	+30.0
Field Goal Pct.	.581	<	.489
Field Goal Pct. Def.	.458	>	.333
3-Pt. FG Pct.	.375	>	.455
3-Pt. FG Pct. Def.	.346	>	.231
3-Pt. FG Made	6.0	>	10.0
3-Pt. FG Allowed	9.0	>	3.0
Free Throw Pct.	.500	>	.615
Free Throws Made	15.0	>	24.0
Rebounds	39.0	>	40.0
Opp. Rebounds	29.0	>	27.0
Rebounding Margin	+4.0	>	+13.0
Assists	17.0	<	15.0
Turnovers	11.0	>	8.0
Opp. Turnovers	15.0	>	16.0
Turnover Margin	+4.0	>	+8.0
Assist/TO Ratio	1.5	>	1.9
Steals	11.0	<	9.0
Blocked Shots	3.0	>	5.0

## LAST VS. OPPONENT: FLORIDA 65, VIRGINIA 39

Official Basketball Box Score -- Game Totals -- Final Statistics  
Virginia vs Florida  
3/18/17 8:50 p.m. at Orlando, Fla. (Amway Center)

### Virginia 39 • 23-11

#	Player		Total	3-Ptr	Rebounds						PF	TP	A	TO	Blk	Stl	Min
			FG-FGA	FG-FGA	FT-FTA	Off	Def	Total									
25	DIAKITE, Mamadi	f	4-8	0-0	1-1	4	2	6	4	9	0	1	1	0	0	29	
32	PERRANTES, London	f	2-12	0-4	2-2	0	1	1	0	6	3	4	0	0	0	32	
33	SALT, Jack	c	4-5	0-0	0-0	2	8	10	2	8	0	1	1	1	1	26	
00	HALL, Devon	g	0-3	0-1	0-0	1	0	1	5	0	1	2	0	0	0	18	
51	THOMPSON, Darius	g	3-7	0-2	0-0	1	1	2	2	6	3	1	0	1	1	35	
04	SHAYOK, Marial		2-9	1-3	2-2	0	2	2	3	7	0	1	1	1	1	21	
05	GUY, Kyle		0-4	0-2	0-0	0	1	1	0	0	0	0	0	0	0	17	
11	JEROME, Ty		0-4	0-3	0-0	0	5	5	1	0	1	1	0	0	0	17	
31	REUTER, Jarred		1-2	0-0	1-2	0	0	0	0	3	0	0	0	1	1	5	
Team						1	3	4									
Totals			16-54	1-15	6-7	9	23	32	17	39	8	11	3	4	4	200	

FG % 1st Half:	8-28	28.6%	2nd half:	8-26	30.8%	Game:	16-54	29.6%	Deadball
3FG % 1st Half:	1-7	14.3%	2nd half:	0-8	0.0%	Game:	1-15	6.7%	Rebounds
FT % 1st Half:	0-0	0.0%	2nd half:	6-7	85.7%	Game:	6-7	85.7%	0

### Florida 65 • 26-8

#	Player		Total	3-Ptr	Rebounds							PF	TP	A	TO	Blk	Stl	Min
			FG-FGA	FG-FGA	FT-FTA	Off	Def	Total										
01	Robinson, Devin	f	5-8	2-4	2-5	0	11	11	0	14	0	1	0	0	0	31		
23	Leon, Justin	f	4-8	3-6	3-3	1	9	10	2	14	0	0	0	0	0	25		
13	Hayes, Kevarrius	c	3-3	0-0	1-2	1	1	2	0	7	0	1	0	0	0	25		
00	Hill, Kasey	g	1-4	0-2	1-2	1	0	1	4	3	2	2	0	1	1	24		
05	Allen, KeVaughn	g	2-10	0-4	0-0	0	0	0	0	4	1	0	0	1	1	26		
02	Hester, Eric		0-0	0-0	0-0	0	0	0	0	0	0	0	0	0	0	2		
11	Chiozza, Chris		3-8	1-2	0-0	0	4	4	2	7	5	1	0	2	2	28		
12	Gak, Gorjok		3-3	0-0	0-2	2	0	2	0	6	0	1	0	0	0	10		
24	Barry, Canyon		1-4	1-2	4-4	0	1	1	1	7	2	1	1	1	1	17		
25	Stone, Keith		1-2	1-1	0-0	0	0	0	0	3	0	2	0	1	1	11		
32	Rimmer, Schuyler		0-0	0-0	0-0	0	1	1	1	0	0	0	0	0	0	1		
Team						2	2	4				1						
Totals			23-50	8-21	11-18	7	29	36	10	65	10	10	1	6	200			

FG % 1st Half:	12-27	44.4%	2nd half:	11-23	47.8%	Game:	23-50	46.0%	Deadball
3FG % 1st Half:	2-9	22.2%	2nd half:	6-12	50.0%	Game:	8-21	38.1%	Rebounds
FT % 1st Half:	5-5	100.0%	2nd half:	6-13	46.2%	Game:	11-18	61.1%	4.1

Officials: Doug Shows, Terry Wymer, Larry Sciotto  
Technical fouls: Virginia-None. Florida-None.  
Attendance: 17308  
2017 NCAA Men's Basketball Championship  
Second Round - Orlando, Fla.

Score by periods	1st	2nd	Total
Virginia	17	22	39
Florida	31	34	65

Last FG - VA 2nd-02:26, UF 2nd-03:41.  
Largest lead - VA by 4 1st-17:53, UF by 29 2nd-03:41.  
VA led for 05:28. UF led for 29:51. Game was tied for 04:41.

Points	In Paint	Off T/O	2nd Chance	Fast Break	Bench
VA	28	5	11	2	10
UF	26	10	11	2	23

Score tied - 5 times.  
Lead changed - 1 time.

# Standings and Rankings

## 2023-24 SEC STANDINGS

	SEC		Overall	
Alabama	0-0	--	1-0	1.000
Arkansas	0-0	--	1-0	1.000
<b>FLORIDA</b>	<b>0-0</b>	<b>--</b>	<b>1-0</b>	<b>1.000</b>
Kentucky	0-0	--	1-0	1.000
LSU	0-0	--	1-0	1.000
Ole Miss	0-0	--	1-0	1.000
Missouri	0-0	--	1-0	1.000
South Carolina	0-0	--	1-0	1.000
Tennessee	0-0	--	1-0	1.000
Texas A&M	0-0	--	1-0	1.000
Mississippi State	0-0	--	0-0	--
Auburn	0-0	--	0-1	.000
Georgia	0-0	--	0-1	.000
Vanderbilt	0-0	--	0-1	.000

## AP TOP 25

1. Kansas (46)
2. Duke (11)
3. Purdue (3)
4. Michigan State (1)
5. Marquette
6. UConn
7. Houston
8. Creighton
9. \*Tennessee
10. Florida Atlantic
11. Gonzaga
12. Arizona
13. Miami (FL)
14. \*Arkansas
15. \*Texas A&M
16. \*Kentucky
17. San Diego State
18. Texas
19. North Carolina
20. ^Baylor
21. USC
22. Villanova
23. Saint Mary's
24. \*Alabama
25. Illinois

## COACHES TOP 25

1. Kansas (23)
2. Purdue (5)
3. Duke (3)
4. Michigan State
5. UConn (1)
6. Houston
7. Marquette
8. Creighton
9. Florida Atlantic
10. \*Tennessee
11. Arizona
12. Gonzaga
13. Miami (FL)
14. \*Arkansas
15. San Diego State
16. \*Kentucky
17. ^Baylor
18. Texas
19. \*Texas A&M
20. Villanova
21. North Carolina
22. USC
23. Saint Mary's
24. \*Alabama
25. UCLA

\*2023-24 Florida Opponent; ^Potential 2023-24 Opponent

## FLORIDA IN THE POLLS & RATINGS

Date	AP	Coaches	NET	KP	BT	Sagarin	BPI
Preseason	RV	RV	*	39	25	*	*

\*No new ranking; KP=KenPom; BT=Bart Torvik

## 2023-24 SEC RANKINGS

Category	Player	Stat	Rank
Scoring	Kugel	23.0	3
	Handlogten	16.0	t14
	Samuel	15.0	t20
Rebounds	Clayton/Samuel	8.0	t8
Off. Rebounds	Handlogten/Samuel	3.0	t2
	Clayton	2.0	t14
Def. Rebounds	Clayton	6.0	t7
FG Pct.	Handlogten	.875	t2
	Kugel	.667	9
	Condon	.625	10
	Samuel	.556	t14
3-Pt. FG Pct.	Handlogten	1.000	*
3-Pt. FG Made	Condon/Handlogten	2.0	t14
FT Pct.	Kugel	.750	^
Assists	Clayton	5.0	t3
	Kugel	4.0	t10
Steals	Kugel	6.0	1
	Clayton	3.0	t3
Blocked Shots	Clayton/Handlogten/Kugel	1.0	t11
A/TO Ratio	Samuel	3.0	t6
	Clayton	2.5	t12
	Kugel	2.0	t14
Minutes	Kugel	33.8	4
	Clayton	32.9	5
	Richard	30.0	9

\*Does not qualify for SEC rankings; ^Not among SEC leaders

## TRACKING FLORIDA RECORDS

### Free Throw Pct. by a Transfer (UF Career)

Min. 50 Attempts

1.	Canyon Barry*	2016-17	Coll. of Charleston	.883
2.	Egor Koulechov*	2017-18	Rice	.864
3.	<b>Will Richard</b>	<b>2022-present</b>	<b>Belmont</b>	<b>.847</b>
4.	Jason Williams	1997-98	Marshall	.840
5.	Tyree Appleby	2020-22	Cleve. St.	.839

### Field Goal Pct. by a Transfer (UF Career)

Min. 150 Attempts

1.	Vernon Macklin	2009-11	Georgetown	.599
2.	Colin Castleton	2020-23	Michigan	.541
3.	John Egbunu	2015-17	USF	.558
4.	<b>Will Richard</b>	<b>2022-present</b>	<b>Belmont</b>	<b>.489</b>
	Anthony Duruji	2020-22	LA Tech	.489

### 3-Point FG by a Transfer (UF Career)

1.	Dorian Finney-Smith	2013-16	Virginia Tech	159
2.	Jalen Hudson	2017-19	Virginia Tech	122
3.	Myreon Jones	2021-23	Penn St.	95
4.	Tyree Appleby	2020-22	Cleveland State	94
	Mike Rosario	2011-13	Rutgers	94
6.	Justin Leon	2015-17	Shawnee CC	74
7.	Egor Koulechov	2017-18	Rice	70
8.	Jason Williams	1997-98	Marshall	54
9.	<b>Will Richard</b>	<b>2022-present</b>	<b>Belmont</b>	<b>51</b>
10.	Eli Carter	2013-15	Rutgers	44

## 1,000-POINT MILESTONE WATCH

Player	Prior School	UF	Total	Needs
Tyrese Samuel	815	15	830	170
Walter Clayton Jr.	771	9	780	220

## INDIVIDUAL HONORS

### Riley Kugel

Preseason All-SEC (1st Team Coaches, 2nd Team Media)

Jerry West Award Watch List

## ROSTER RESET IN YEAR 2

- Todd Golden leads a revamped roster in Year 2, remaking the Gators with a longer, deeper and more athletic roster as Florida looks to bolster its outside shooting and rebounding numbers from last season.
- The Gators brought in five transfers and three freshmen this off-season. The transfer class is widely regarded as one of the best in the nation, while the under-the-radar freshman class is poised to make an outsized impact relative to external recognition.
- In addition to returners Riley Kugel, Will Richard and Denzel Aberdeen, the Florida backcourt added three transfers: combo guard and elite shooter Walter Clayton Jr., play-making point guard Zyon Pullin and sniper Julian Rishwain.
- The frontcourt transfers include veteran Tyrese Samuel, who brings four years of Big East experience, and an elite shot-blocker and rebounder in sophomore 7-footer Micah Handlogten.
- Freshmen Alex Condon and Thomas Haugh will figure into the Gators' frontcourt rotation immediately. Haugh brings maturity and a rebounding motor as a 20-year-old freshman, while Condon fits the modern game as a big with a shot and handles to complement his inside game.

## KUGEL GETS PRESEASON SHINE

- Coming off a stellar stretch run last season, Riley Kugel has received a plethora of preseason notice, including All-SEC honors and the Jerry West Award Watch List. He was also ranked in Andy Katz's top 10 sophomores nationally.
- Kugel validated the preseason hype in the season opener when he became the first Gator and just the fourth SEC player this century to post 23 points, six steals and a blocked shot in a single game. He also joins Corey Brewer, Nick Calathes and Michael Frazier II as the only Gators since 1996 with a 20-point, six-steal performance.

### 23 Points, 6 Steals, 1 Blocked Shot | SEC Players Since 2000

Riley Kugel (UF)	11/6/23 vs. Loyola Md.	23	6	1
Queton Jackson (TAMU)	2/22/22 vs. Georgia	31	6	1
Marcus Thornton (LSU)	2/18/09 vs. Arkansas	28	7	1
Frankie Sullivan (AU)	12/3/08 vs. Xavier	23	6	1

### 20 Points, 6 Steals | Gators Since 1996 (Donovan Hire)

Riley Kugel	11/6/23 vs. Loyola Md.	23	6
Michael Frazier II	2/3/15 at Vanderbilt	21	6
Nick Calathes	12/3/07 vs. Jacksonville	24	6
Corey Brewer	11/24/06 vs. Western Ky.	22	6

## PORTAL PLAYMAKERS

- Zyon Pullin averaged 18.2 points and 4.2 assists as a senior at UC Riverside last season, while Walter Clayton Jr. averaged 16.2 points and shot .455 from 3-point range as the MAAC Player of the Year at Iona during his sophomore campaign.
- The Gators also welcome grad transfer wing Julian Rishwain, who shot .430 from the 3-point line for San Francisco during the team's 2021-22 NCAA Tournament season under Todd Golden.

## PAINT PATROL

- Grad transfer Tyrese Samuel brings rugged, veteran experience as a starter and double-figure scorer in the Big East at Seton Hall last season, notching 11.0 points and 5.9 rebounds per game.
- The 7-foot-1 Micah Handlogten was the Sun Belt Conference Freshman of the Year last season while ranking 11th in the nation in shot-blocking (2.3) and 16th in rebounding (9.8) at Marshall.
- Freshman duo Alex Condon and Thomas Haugh appear poised to make an immediate impact on the Florida frontcourt, as well.



#0 ZYON PULLIN

Grad | Guard  
Pleasant Hill, Calif.  
6-4 | 206

- Point guard who scored 1,312 points in 109 games with 77 starts in his four seasons at UC Riverside, averaging 12.0 points per game over his career, including 18.3 during 2022-23.

- Looks to play a prominent role in the Gators’ talented backcourt, providing play-making and scoring from the point guard position.

Year	GP-GS		Min/Avg	FG-FGA	Pct	3FG-3A	Pct	FT-FTA	Pct	OR	DR	Tot	Avg	PF-FO	Ast	TO	Blk	Stl	Pts	Avg
2022-23	UCR	29-29	984/33.9	202-416	.486	26-66	.394	101-131	.771	13	114	127	4.4	62-3	122	71	3	27	531	18.3
TOTAL FOR UF		0-0	0/0.0	0-0	.000	0-0	.000	0-0	.000	0	0	0	0.0	0-0	0	0	0	0	0	0.0
TOTAL		109-77	3156/29.0	475-1021	.465	75-213	.352	287-377	.761	36	412	448	4.1	176-6	394	219	7	75	1312	12.0



#1 WALTER CLAYTON JR.

Junior | Guard  
Lake Wales, Fla.  
6-2 | 195

- Had 9 points, 8 boards, 5 assists and 3 steals in his Florida debut.
- 2023 Metro Atlantic Athletic Conference Player of the Year who averaged 16.8 points, 4.3 rebounds, 3.2 assists and 2.3 3-pointers per

- game with a .431 3-point field goal percentage in 2022-23.
- Returns to his home state to be part of the Gators’ talented backcourt with the ability to play on or off the ball.

Year	GP-GS		Min/Avg	FG-FGA	Pct	3FG-3A	Pct	FT-FTA	Pct	OR	DR	Tot	Avg	PF-FO	Ast	TO	Blk	Stl	Pts	Avg
2023-24	UF	1-1	33/32.9	4-9	.444	1-2	.500	0-3	.000	2	6	8	8.0	3-0	5	2	1	3	9	9.0
TOTAL FOR UF		1-1	33/32.9	4-9	.444	1-2	.500	0-3	.000	2	6	8	8.0	3-0	5	2	1	3	9	9.0
TOTAL		65-36	1515/23.3	258-575	.449	103-253	.407	161-185	.870	35	180	215	3.3	145-2	159	93	31	86	780	12.0



#2 RILEY KUGEL

Sophomore | Guard  
Orlando, Fla.  
6-5 | 207

- Preseason All-SEC after earning SEC All-Freshman last season.
- Dropped 23 points and six steals in the season opener vs. Loyola Md.
- Finished the season with a 10-game double-figure scoring streak,

- averaging 17.3 points over that stretch. It matched Bradley Beal for the longest by a UF freshman this century.

Year		GP-GS	Min/Avg	FG-FGA	Pct	3FG-3A	Pct	FT-FTA	Pct	OR	DR	Tot	Avg	PF-FO	Ast	TO	Blk	Stl	Pts	Avg
2023-24	UF	1-1	34/33.8	10-15	.667	0-3	.000	3-4	.750	0	3	3	3.0	1-0	4	2	1	6	23	23.0
TOTAL		33-18	770/23.3	124-265	.468	35-96	.365	58-87	.667	23	71	94	2.8	44-0	37	50	7	33	341	10.3




#3 MICAH HANDLOGTEN

Sophomore | Center  
Huntsville, N.C.  
7-1 | 235

- Scored 16 in his Florida debut, including a pair of 3-pointers.
- 2023 Sun Belt Conference Freshman of the Year while at Marshall, averaging 7.6 points, 9.8 rebounds, 2.3 blocked shots, 1.3 steals and

- 1.2 assists while shooting .662 from the field.
- An elite shot-blocker and rebounder, finished 11th in the nation in blocked shots per game and 16th in rebounding as a freshman.

Year	GP-GS	Min/Avg	FG-FGA	Pct	3FG-3A	Pct	FT-FTA	Pct	OR	DR	Tot	Avg	PF-FO	Ast	TO	Blk	Stl	Pts	Avg	
2023-24	UF	1-1	21/21.1	7-8	.875	2-2	1.000	0-1	.000	3	3	6	6.0	2-0	0	1	1	16	16.0	
TOTAL FOR UF		1-1	21/21.1	7-8	.875	2-2	1.000	0-1	.000	3	3	6	6.0	2-0	0	1	1	16	16.0	
TOTAL		33-33	831/25.2	109-162	.673	3-14	.214	38-71	.535	112	209	321	9.7	113-6	37	43	76	42	259	7.8




#4 TYRESE SAMUEL

Grad | Forward  
Montral, Quebec, Canada  
6-10 | 239

- Tallied 15 points and 8 boards in his Florida debut.
- Graduate transfer who has totaled 815 points and 511 rebounds in 118 career appearances with 36 starts over his four seasons at Seton Hall.

- Started all 33 games as a senior in 2022-23, averaging 11.0 points and 4.3 rebounds per game, shooting .550 from the field.

Year		GP-GS	Min/Avg	FG-FGA	Pct	3FG-3A	Pct	FT-FTA	Pct	OR	DR	Tot	Avg	PF-FO	Ast	TO	Blk	Stl	Pts	Avg
2023-24	UF	1-1	26/25.5	5-9	.556	0-1	.000	5-10	.500	3	5	8	8.0	1-0	3	1	0	0	15	15.0
TOTAL FOR UF		1-1	26/25.5	5-9	.556	0-1	.000	5-10	.500	3	5	8	8.0	1-0	3	1	0	0	15	15.0
TOTAL		119-37	2148/18.0	321-629	.510	39-135	.289	149-252	.591	194	325	519	4.4	242-5	58	134	69	67	830	7.0



#5 WILL RICHARD

Junior | Guard  
Fairburn, Ga.  
6-4 | 206

- The Gators leading returning scorer, who looks to build on his first season as a Gator where he shot a shade under 40% on 3-pointers.
- Ignited for a career high 24 points in the win at Georgia, shooting 8/11

- from the field and 5/8 from 3.
- Went 4/5 from 3 in the win at Mississippi State.
- An efficient-scoring wing with good size and a quick, high release.

Year	GP-GS	Min/Avg	FG-FGA	Pct	3FG-3A	Pct	FT-FTA	Pct	OR	DR	Tot	Avg	PF-FO	Ast	TO	Blk	Stl	Pts	Avg	
2023-24	UF	1-1	30/30.0	1-4	.250	0-3	.000	1-2	.500	0	1	1	1.0	1-0	2	1	0	0	3	3.0
TOTAL FOR UF		33-31	921/27.9	112-229	.489	51-131	.389	61-72	.847	33	113	146	4.4	67-2	28	25	18	29	336	10.2
TOTAL		66-61	1830/27.7	249-522	.477	98-275	.356	139-169	.822	85	259	344	5.2	129-2	88	71	45	70	735	11.1



#10 THOMAS HAUGH

Freshman | Forward  
New Oxford, Pa.  
6-9 | 210

- Looks to become an immediate contributor with size and maturity for a freshman.
- A talented rebounder with the size to compete in the post, but

- versatile enough to bring his size and athleticism to the wing with a quick first step and a high shot release from the perimeter.

Year		GP-GS	Min/Avg	FG-FGA	Pct	3FG-3A	Pct	FT-FTA	Pct	OR	DR	Tot	Avg	PF-FO	Ast	TO	Blk	Stl	Pts	Avg
2023-24	UF	1-0	16/16.1	2-4	.500	0-0	.000	2-4	.500	1	2	3	3.0	4-0	0	0	0	0	6	6.0
TOTAL		1-0	16/16.1	2-4	.500	0-0	.000	2-4	.500	1	2	3	3.0	4-0	0	0	0	0	6	6.0






#11 DENZEL  
ABERDEEN

Sophomore | Guard  
Orlando, Fla.  
6-5 | 190

- Played a career-high 16 minutes in the season opener.
- Saw time in 12 games as a freshman while developing behind a pair of fifth-year ball-handlers.

- Looks to compete for minutes in the Gators' loaded backcourt, showing consistent growth over offseason workouts as he works toward making regular contributions.

Year		GP-GS	Min/Avg	FG-FGA	Pct	3FG-3A	Pct	FT-FTA	Pct	OR	DR	Tot	Avg	PF-FO	Ast	TO	Blk	Stl	Pts	Avg
2023-24	UF	1-0	16/16.5	1-3	.333	0-0	.000	1-2	.500	1	1	2	2.0	1-0	2	0	0	0	3	3.0
TOTAL		13-0	58/4.4	8-19	.421	0-5	.000	6-11	.545	2	4	6	0.5	6-0	4	2	0	0	22	1.7




#13 ALEKS  
SZYMCHYK

Freshman | Forward  
Frankfurt, Germany  
6-10 | 250

- Played in 14 games as he focused on development throughout his freshman season.
- Looks to continue developing while competing for minutes in the

- Gators' frontcourt.
- Suffered a foot injury during preseason practice, timeline to return to be determined.

Year		GP-GS	Min/Avg	FG-FGA	Pct	3FG-3A	Pct	FT-FTA	Pct	OR	DR	Tot	Avg	PF-FO	Ast	TO	Blk	Stl	Pts	Avg
2022-23	UF	14-0	108/7.7	11-28	.393	4-19	.211	4-7	.571	5	13	18	1.3	15-0	3	6	1	7	30	2.1
TOTAL		14-0	108/7.7	11-28	.393	4-19	.211	4-7	.571	5	13	18	1.3	15-0	3	6	1	7	30	2.1




#21 ALEX CONDON

Freshman | Forward/Center  
Perth, Australia  
6-11 | 230

- Scored 13 points, including a pair of 3-pointers, in his collegiate debut.
- Grew up a dual-sport athlete, also competing in Australian rules football, where he was considered a top prospect.

- Competed for the Centre of Excellence program in Australia, which houses the NBA Global Academy.

Year		GP-GS	Min/Avg	FG-FGA	Pct	3FG-3A	Pct	FT-FTA	Pct	OR	DR	Tot	Avg	PF-FO	Ast	TO	Blk	Stl	Pts	Avg
2023-24	UF	1-0	17/17.3	5-8	.625	2-3	.667	1-2	.500	1	2	3	3.0	3-0	1	3	0	1	13	13.0
TOTAL		1-0	17/17.3	5-8	.625	2-3	.667	1-2	.500	1	2	3	3.0	3-0	1	3	0	1	13	13.0




#23 JULIAN RISHWAIN

Grad | Guard  
Los Angeles, Calif.  
6-5 | 200

- A critical part of San Francisco's NCAA Tournament run in 2021-22, averaging 7.4 points and 6.3 rebounds while shooting .430 from 3-point range in 19.1 minutes per game off the bench.

- Coming off a knee injury, timetable for return to be determined.

Year		GP-GS	Min/Avg	FG-FGA	Pct	3FG-3A	Pct	FT-FTA	Pct	OR	DR	Tot	Avg	PF-FO	Ast	TO	Blk	Stl	Pts	Avg
2023-24	UF	1-0	5/5.2	1-2	.500	1-2	.500	0-0	.000	0	1	1	1.0	0-0	0	0	0	0	3	3.0
TOTAL FOR UF		1-0	5/5.2	1-2	.500	1-2	.500	0-0	.000	0	1	1	1.0	0-0	0	0	0	0	3	3.0
TOTAL		108-14	1880/17.4	205-541	.379	137-384	.357	108-147	.735	47	227	274	2.5	169-3	78	100	9	71	655	6.1




#30 KAJUS  
KUBLICKAS

Freshman | Guard  
Kaunas, Lithuania  
6-2 | 171

- Point guard who brings international experience with the Lithuanian national program.
- Averaged 6.3 points, 3.1 assists, 1.7 rebounds and 1.3 steals per game

- in the FIBA U20 European Championship.
- Looks to compete for minutes in the Florida backcourt.


Year		GP-GS	Min/Avg	FG-FGA	Pct	3FG-3A	Pct	FT-FTA	Pct	OR	DR	Tot	Avg	PF-FO	Ast	TO	Blk	Stl	Pts	Avg
2023-24	UF	1-0	2/1.7	0-0	.000	0-0	.000	2-2	1.000	0	0	0	0.0	0-0	0	0	0	0	2	2.0
TOTAL		1-0	2/1.7	0-0	.000	0-0	.000	2-2	1.000	0	0	0	0.0	0-0	0	0	0	0	2	2.0



#12 ALEX  
KLATSKY

RS-Senior | Guard  
Colts Neck, N.J.  
6-4 | 206

- Has played in 17 games at UF.
- Scored his first points on a corner 3-pointer in the season opener vs. Stony Brook.



#20 JACK MAY

RS-Junior | Guard  
Boca Raton, Fla.  
6-4 | 195


- Has appeared in nine games at UF.
- Scored his first career points off an offensive rebound put-back in the season opener vs. Stony Brook.



#22 BENNETT  
ANDERSEN

Senior | Guard  
Tampa, Fla.  
6-2 | 190

- A three-year manager for the Florida men's basketball program who joined the roster as a walk-on in Summer 2023.



#30 COOPER  
JOSEFSBERG

Freshman | Guard  
Miami, Fla.  
6-4 | 195

- Brings winning experience, helping Riviera Prep to a 3A state championship, the first in school history.

## STARTING LINEUPS

[illegible]

## STAT LEADERS

[illegible]

## MISC. SCORING

UF/Opp.	Off T/O	Paint	2nd Ch.	Fastbreak	Bench	Notables
Loyola Maryland	21/12	54/34	10/9	22/8	27/33	UF started on a 16-0 run...Condon & Handlogten both hit a pair of 3s...8 players made their UF debut.
vs. Virginia						
Florida A&M						
Florida State						
vs. Pitt						
vs. Baylor/Oregon St.						
at Wake Forest						
Merrimack						
vs. Richmond						
vs. East Carolina						
vs. Michigan						
Grambling State						
Quinnipiac						
Kentucky						
at Ole Miss						
Arkansas						
at Tennessee						
at Missouri						
Mississippi State						
Georgia						
at Kentucky						
at Texas A&M						
Auburn						
LSU						
at Georgia						
at Alabama						
Vanderbilt						
Missouri						
at South Carolina						
Alabama						
at Vanderbilt						
<b>Per game</b>	<b>21.0/12.0</b>	<b>54.0/34.0</b>	<b>10.0/9.0</b>	<b>22.0/8.0</b>	<b>27.0/33.0</b>	

<i>Per game</i>	<i>21.0/12.0</i>	<i>54.0/34.0</i>	<i>10.0/9.0</i>	<i>22.0/8.0</i>	<i>27.0/33.0</i>
-----------------	------------------	------------------	-----------------	-----------------	------------------

# Miscellaneous Stats

## TIMES LED UF IN SCORING

<i>Includes times co-led</i>	Season	UF Career
Riley Kugel	1	8
Will Richard	0	3

## TIMES LED UF IN REBOUNDING

<i>Includes times co-led</i>	Season	UF Career
Walter Clayton Jr.	1	1
Tyrese Samuel	1	1
Will Richard	0	6
Aleks Szymczyk	0	1

## TIMES LED UF IN ASSISTS

<i>Includes times co-led</i>	Season	UF Career
Walter Clayton Jr.	1	1
Riley Kugel	0	1

## DOUBLE-FIGURE SCORING GAMES

	Season	UF Career
Riley Kugel	1	16
Alex Condon	1	1
Micah Handlogten	1	1
Tyrese Samuel	1	1
Will Richard	0	17

## 20-POINT GAMES

	Season	UF Career
Riley Kugel	1	4
Will Richard	0	1

## 30-POINT GAMES

	Season	Career
None		

## DOUBLE-FIGURE REBOUNDING GAMES

	Season	Career
None		

## DOUBLE-FIGURE ASSIST GAMES

	Season	Career
None		

## DOUBLE-DOUBLES

	Season	UF Career
None		

## DUNKS (TOTAL: 8)

	Season	Career
Micah Handlogten	4	4
Riley Kugel	1	16
Will Richard	1	12
Alex Condon	1	1
Tyrese Samuel	1	1

## OFFENSIVE FOULS DRAWN (TOTAL: 0)

	Season	Career
Will Richard	0	9
Riley Kugel	0	4
Aleks Szymczyk	0	1

## POINT DISTRIBUTION (%)

Freshmen	21	22.6%
Sophomores	42	45.2%
Juniors	12	12.9%
Seniors	18	17.4%
TOTAL	93	

## TECHNICAL FOULS

<i>Including Class B technicals</i>	
Opponents	0
Florida	0

## SHOT CLOCK VIOLATIONS

Forced	0
Committed	1

## 10-SECOND VIOLATIONS

Forced	0
Committed	0

## FIRST OFF THE BENCH

<i>Includes all if multiple players enter</i>	Season	Career
Alex Condon	1	1
Riley Kugel	0	9
Aleks Szymczyk	0	6
Will Richard	0	2
Denzel Aberdeen	0	1

## SCORED UF’S FIRST POINTS

	Season	Career
Riley Kugel	1	5
Will Richard	0	5

## HOW UF’S FIRST POINTS SCORED

Layup	1
Free Throw	0
3-Pointer	0
Jump Shot	0
Dunk	0

## 3-POINT PLAY OPPORTUNITIES

<i>Ordered by most conversions</i>	Season	Career
Thomas Haugh	1-1	1-1
Riley Kugel	0-1	3-6
Micah Handlogten	0-1	0-1
Will Richard	0-0	6-6
Denzel Aberdeen	0-0	1-3
Aleks Szymczyk	0-0	0-1
TOTALS	1-3	11-18
	.333	.611

## 4-POINT PLAY OPPORTUNITIES

<i>Ordered by most conversions</i>	Season	Career
Riley Kugel	0-0	1-1
TOTALS	0-0	3-3

## 3-POINTER STREAK - TEAM

Florida:	212 (at SC, 1/18/17)
Opponents:	823 (FAMU, 12/4/99)

## PLAYERS IN DOUBLE FIGURES

Players	Games
1	0
2	0
3	0
4	1
5	0
6	0

## RUNS OF 10-0 OR BETTER

Run	Occurrences
10+	1
11+	1
12+	1
13+	1
14+	1
15+	1
16+	1
17+	0

Largest run: 16-0, 11/6/23 vs. Loyola Maryland

## LINEUPS AND RECORD

<i>(Listed by position 1-5; Ordered by most wins)</i>	
Clayton, Kugel, Richard, Samuel, Handlogten	1-0

# Miscellaneous Stats

## STREAKS

*Streak stats below are consecutive team games; i.e., a player's streak starts over if he misses a game.*

## GAMES PLAYED

Richard 26, Kugel 21, Aberdeen 2, Clayton 1, Condon 1, Handlogten 1, Haugh 1, Kublickas 1, Rishwain 1, Samuel 1

## STARTS

Richard 24, Kugel 15, Clayton 1, Handlogten 1, Samuel 1

## GAMES SCORED

Richard 24, Kugel 20, Aberdeen 1, Clayton 1, Condon 1, Handlogten 1, Haugh 1, Kublickas 1, Rishwain 1, Samuel 1

## GAMES WITH A 3-POINTER

Clayton 1, Condon 1, Handlogten 1, Rishwain 1

## CONSECUTIVE MADE FREE THROWS

	Active	Season High
Kajus Kublickas	2	2
Thomas Haugh	1	1
Will Richard	1	1
Tyrese Samuel	0	5
Riley Kugel	0	3
Denzel Aberdeen	0	1
Alex Condon	0	1

## MARGIN OF VICTORY

<b>Largest Margin of Victory:</b>	20, 11/6/23 vs. Loyola Maryland
<b>Largest Lead:</b>	26, 11/6/23 vs. Loyola Maryland
<b>Largest Deficit Overcome:</b>	---

## SITUATIONAL RECORDS

	2023-24	Under Golden
Leading at half	1-0	13-3
Trailing at half	0-0	3-13
Tied at half	0-0	1-1
Leading with 5:00 left	1-0	17-1
Trailing with 5:00 left	0-0	0-15
Tied with 5:00 Left	0-0	0-1
In overtime	0-0	0-1
In double overtime	0-0	0-0
When UF has more rebounds	1-0	9-2
When opponent has more/same rebounds	0-0	8-15
When UF forces more turnovers	1-0	9-10
When UF commits more/same turnovers	0-0	8-7
When UF shoots 45% or better from the field	1-0	13-3
When UF shoots less Than 45% from the field	0-0	4-14
When opponent shoots 45% or better from the field	1-0	2-9
When opponent shoots less than 45% from the field	0-0	15-8
When UF shoots same or better than opponent from the field	1-0	16-3
When opponent shoots better than UF from the field	0-0	1-14
When UF shoots 40% or better from 3-point range	0-0	9-2
When UF shoots less than 40% from 3-point range	1-0	8-15
When opponent shoots 40% or better from 3-point range	0-0	2-8
When opponent shoots less than 40% from 3-point range	1-0	15-9
When UF shoots better than opponent from 3-point range	1-0	14-4
When opponent shoots better than UF from 3-point range	0-0	3-13
When UF has more free throw attempts	1-0	8-7
When opponent has more/same free throw attempts	0-0	9-10
When UF shoots 75% or better from the free throw line	0-0	7-5
When UF shoots less than 75% from the free throw line	1-0	10-12
When UF bench outscores opponent's	0-0	10-6
When opponent bench equals/outscores UF's	1-0	7-11
Following a UF win	0-0	6-10
Following a UF loss	0-0	9-7
When 3 or more players score in double figures	1-0	12-8
When 4 or more players score in double figures	1-0	7-3
When 5 or more players score in double figures	0-0	4-0
In white uniforms	1-0	12-7
In blue uniforms	0-0	3-5
In orange uniforms	0-0	0-2
In black uniforms	0-0	2-3
In November	1-0	6-3
In December	0-0	2-3
In January	0-0	5-3
In February	0-0	3-6
In March	0-0	1-2
On Sunday	0-0	1-1
On Monday	1-0	2-1
On Tuesday	0-0	2-1
On Wednesday	0-0	5-7
On Thursday	0-0	0-2
On Friday	0-0	3-0
On Saturday	0-0	4-5



# The Last Time...

## INDIVIDUAL PERFORMANCES

**20 Points:** 23, Riley Kugel, vs. Loyola Maryland, 11/6/23  
**25 Points:** 25, Colin Castleton, vs. Vanderbilt, 2/11/23  
**30 Points:** 30, Colin Castleton, vs. Florida Atlantic, 11/14/22  
**35 Points:** 35, Jalen Hudson, vs. Gonzaga (at Portland), 11/24/17  
**40 Points:** 40, Eugene McDowell, vs. Biscayne, 12/21/82  
**50 Points:** 54, Tony Miller, vs. Chicago State, 2/29/72  
**20 Points in a Half:** 20, Tyree Appleby, 2nd half vs. Auburn, 2/19/22

**10 Rebounds:** 12, Myreon Jones, at Georgia, 2/28/23  
**12 Rebounds:** 12, Myreon Jones, at Georgia, 2/28/23  
**15 Rebounds:** 15, Colin Castleton, at Texas A&M, 2/15/22  
**20 Rebounds:** 20, Andrew DeClercq, vs. Kentucky, 1/18/94  
**25 Rebounds:** 25, Neal Walk, vs. Georgia, 3/1/69  
**30 Rebounds:** 31, Neal Walk, vs. Alabama, 1/27/68  
**5 Offensive Rebounds:** 5, Colin Castleton and Alex Fudge, at Texas A&M, 1/18/23  
**10 Rebounds in a Half:** 10, Colin Castleton, 1st half at Texas A&M, 2/15/22

**10 Assists:** 10, Tyree Appleby, vs. Ole Miss, 2/5/22  
**12 Assists:** 13, Andrew Nembhard, vs. Long Beach State, 12/28/19  
**15 Assists:** 17, Jason Williams, vs. Duquesne, 12/3/97

**Made 8 Field Goals:** 10-for-15, Riley Kugel, vs. Loyola Maryland, 11/6/23  
**Made 10 Field Goals:** 10-for-15, Riley Kugel, vs. Loyola Maryland, 11/6/23  
**Made 12 Field Goals:** 12-for-18, Colin Castleton, vs. Kennesaw State, 11/11/22

**Attempted 15 Field Goals:** 10-for-15, Riley Kugel, vs. Loyola Maryland, 11/6/23  
**Attempted 20 Field Goals:** 11-for-25, Colin Castleton, vs. Florida Atlantic, 11/14/22  
**Attempted 25 Field Goals:** 11-for-25, Colin Castleton, vs. Florida Atlantic, 11/14/22

**Made 5 3-Pointers:** 5-for-8, Will Richard, at Georgia, 2/28/23  
**Made 6 3-Pointers:** 7-for-7, Trey Bonham, vs. Florida A&M, 11/30/22  
**Made 7 3-Pointers:** 7-for-7, Trey Bonham, vs. Florida A&M, 11/30/22  
**Made 8 3-Pointers:** 8-for-10, KeVaughn Allen, vs. Texas A&M, 1/22/19  
**Made 9+ 3-Pointers:** 11-for-18, Michael Frazier II, at South Carolina, 3/4/14

**Back-to-Back Games, 5+ 3FGM:** Noah Locke, 5-for-10 at Texas A&M, 2/12/20; 6-for-8 vs. Vanderbilt, 2/15/20  
**Shot 100% from with 4+ 3FGM:** 4-for-4, Will Richard, vs. Stetson, 12/4/22  
**Shot 100% from 3 with 5+ 3FGM:** 7-for-7, Trey Bonham, vs. Florida A&M, 11/30/22

**Attempted 10 3-Pointers:** 3-for-10, Myreon Jones, at Texas A&M, 1/18/23  
**Attempted 12 3-Pointers:** 3-for-12, Myreon Jones, vs. Alabama, 1/5/22  
**Attempted 15 3-Pointers:** 5-for-15, Noah Locke, vs. South Carolina, 1/5/19

**Made 10 Free Throws:** 11-for-14, Colin Castleton, at Alabama, 2/8/23  
**Made 12 Free Throws:** 12-for-15, Colin Castleton, at LSU, 1/10/23  
**Made 15 Free Throws:** 15-for-17, Keyontae Johnson, vs. Arkansas, 2/18/20

**Attempted 10 Free Throws:** 11-for-14, Colin Castleton, at Alabama, 2/8/23  
**Attempted 15 Free Throws:** 12-for-15, Colin Castleton, at LSU, 1/10/23  
**Attempted 20 Free Throws:** 19-for-22, Joakim Noah, vs. Georgia, 3/1/06

**4 Blocked Shots:** 4, Jason Jitoboh, at Georgia, 2/28/23  
**5/6/7 Blocked Shots:** 7, Colin Castleton, at Texas A&M, 1/18/23  
**8 Blocked Shots:** 8, Colin Castleton, at South Carolina, 1/15/22

**4/5/6 Steals:** 6, Riley Kugel, vs. Loyola Maryland, 11/6/23  
**7 Steals:** 7, Dan Werner, vs. Georgia, 2/9/08

**4-Point Play:** Riley Kugel, vs. UCF (NIT), 3/15/23  
**2 4-Point Plays:** Canyon Barry, vs. Georgia, 1/14/17

**Double-Double with Points/Rebounds:** Myreon Jones, at Georgia, 2/28/23, 14 points/12 rebounds  
**Double-Double with Points/Assists:** Tyree Appleby, vs. Ole Miss, 2/5/22, 10p/10a  
**Triple-Double:** Chris Chiozza, vs. Missouri, 2/2/17, 12p/12r/10a  
**2 Straight Points/Rebounds Double-Doubles:** Colin Castleton, at Alabama, 2/8/23, 29p/10r; vs. Vanderbilt, 2/11/23, 25p/11r  
**2 Straight Points/Assists Double-Doubles:** Chris Chiozza, vs. Stanford (at Portland), 11/23/17, 14p/11a; vs. Gonzaga (at Portland), 11/24/17, 26p/10a  
**3 Straight Double-Doubles:** Kerry Blackshear Jr., vs. North Florida, 11/6/19, 20p/10r; vs. Florida State, 11/10/19, 10p/13r; vs. Towson 13p/13r, 11/14/19  
**4 Straight Double-Doubles:** David Lee, vs. Vanderbilt, 2/23/05, 13p/14r; at South Carolina, 2/27/05, 13p/14r; at Georgia, 3/2/05, 17p/13r; vs. Kentucky, 3/6/05, 11p/10r  
**5+ Points, Rebounds, Assists, Steals:** Kasey Hill, vs. Ole Miss, 1/3/17, 8p/5r/5a/6s  
**5+ Points, Rebounds, Assists, Blocked Shots:** Colin Castleton, vs. Georgia, 1/7/23, 12p/8r/5a/7b

**20 Points & 10 Assists:** Chris Chiozza, vs. Gonzaga (at Portland), 11/24/17, 26 points/10 assists  
**20 Points & 10 Rebounds:** Colin Castleton, vs. Vanderbilt, 2/11/23, 25 points/11 rebounds  
**15 Points & 15 Rebounds:** Colin Castleton, at Texas A&M, 2/15/22, 15 points/15 rebounds  
**20 Points & 15 Rebounds:** Kerry Blackshear Jr. vs. Alabama, 1/4/20, 24 points/16 rebounds  
**25 Points & 10 Rebounds:** Colin Castleton, vs. Vanderbilt, 2/11/23, 25 points/11 rebounds  
**25 Points & 15 Rebounds:** Greg Stolt, vs. USF, 12/10/96, 33 points/15 rebounds  
**30 Points & 10 Rebounds:** Colin Castleton, vs. Florida Atlantic, 11/14/22, 30 points/12 rebounds  
**30 Points & 15 Rebounds:** Greg Stolt, vs. USF, 12/10/96, 33 points/15 rebounds  
**2 Straight with 20 Points & 10 Rebounds:** Colin Castleton, at Alabama, 2/8/23, 29p/10r; vs. Vanderbilt, 2/11/23, 25p/11r

## MULTI-PLAYER PERFORMANCES

**Had 5 Players with 10 Points:** vs. Ole Miss, 2/15/23; Myreon Jones (15), Kowacie Reeves (13), Will Richard (13), Riley Kugel (12), Kyle Lofton (10)  
**Had 6 Players with 10 Points:** vs. Troy, 11/28/21; Tyree Appleby (12), Myreon Jones (12), Anthony Duruji (11), Phlandrous Fleming Jr. (11), Colin Castleton (10), Brandon McKissic (10)  
**Had 7 Players with 10 Points:** at Auburn, 2/14/17; Canyon Barry (30), KeVaughn Allen (17), Devin Robinson (14), Chris Chiozza (11), Kasey Hill (11), John Egbunu (10), Justin Leon (10)  
**Had 8 Players with 10 Points:** vs. North Carolina A&T, 11/18/10; Kenny Boynton (16), Chandler Parsons (16), Casey Prather (12), Erik Murphy (11), Erving Walker (11), Scottie Wilbekin (11), Patric Young (11), Vernon Macklin (10)

**Had 3 Players with 15 Points:** vs. Loyola Maryland, 11/6/23; Riley Kugel (23), Micah Handlogten (16), Tyrese Samuel (15)  
**Had 4 Players with 15 Points:** vs. Texas A&M (SEC Tournament), 3/10/22; Kowacie Reeves (21), Phlandrous Fleming Jr. (17), Niels Lane (16), Colin Castleton (15)  
**Had 2 Players with 20 Points:** at Georgia, 2/26/22; Phlandrous Fleming Jr. (27), Tyree Appleby (21)  
**Had 3 Players with 20 Points:** vs. Gonzaga (at Portland), 11/24/17; Jalen Hudson (35), Chris Chiozza (26), KeVaughn Allen (23)  
**Had 2 Players with 25 Points:** vs. Texas A&M, 1/22/19; KeVaughn Allen (31), Noah Locke (27)  
**Had 2 Players with 30 Points:** vs. Georgia, 3/3/62; Cliff Luyk (36), Tom Barbee (32)

**Had 7 Players Make a 3-Pointer:** 7, vs. Stony Brook, 11/7/22  
**Had 8/9 Players Make a 3-Pointer:** 9, vs. North Florida, 11/27/18  
**Had 2 Players Make 5+ 3-Pointers:** vs. Texas A&M, 1/22/19; KeVaughn Allen (8), Noah Locke (7)

**Had 2 Players with 10 Rebounds:** vs. Maryland (at Brooklyn), 12/12/21; Phlandrous Fleming Jr. (11), Colin Castleton (10)  
**Had 3 Players with 10 Rebounds:** vs. vs. Alabama, 1/4/20; Kerry Blackshear Jr. (16), Keyontae Johnson (12) Scottie Lewis (10)

**Had 2 Players with a Double-Double:** vs. Auburn 1/18/20; Kerry Blackshear Jr. (11p/16r), Omar Payne (19p/11r)  
**Had 3 Players with a Double-Double:** vs. Alabama, 1/4/20; Kerry Blackshear Jr. (24p/16r), Scottie Lewis (15p/10r), Keyontae Johnson (10p/12r)

**Had 2 Players Foul Out:** 2, vs. South Carolina, 1/15/23; Jason Jitoboh, Niels Lane  
**Had 3 Players Foul Out:** 3, vs. Seton Hall (at Orlando), 11/24/16; Chris Chiozza, Kasey Hill, Devin Robinson

## TEAM PERFORMANCES

**85 Points:** 93, vs. Loyola Maryland, 11/6/23  
**90 Points:** 93, vs. Loyola Maryland, 11/6/23  
**95 Points:** 102, vs. Florida A&M, 11/30/22  
**100 Points:** 102, vs. Florida A&M, 11/30/22  
**105 Points:** 111, vs. Gonzaga (at Portland), 11/24/17  
**110 Points:** 111, vs. Gonzaga (at Portland), 11/24/17  
**115 Points:** 116, vs. Gardner-Webb, 11/13/17  
**120 Points:** 125, vs. FAMU, 12/10/00  
**130 Points:** 131, vs. New Hampshire, 11/29/99

**50 Rebounds:** 52, vs. Alabama, 1/4/20  
**55 Rebounds:** 56, vs. Missouri, 2/2/17  
**60 Rebounds:** 62, vs. Jackson State (NCAA Tournament), 3/16/07  
**20 Offensive Rebounds:** 20, at Texas A&M, 2/15/22  
**25 Offensive Rebounds:** 27, vs. Bethune-Cookman, 12/11/99

**Made 35 Field Goals:** 36-for-62, vs. Loyola Maryland, 11/6/23  
**Made 40 Field Goals:** 41-for-66, vs. Florida A&M, 11/30/22  
**Made 45 Field Goals:** 46-for-81, vs. New Hampshire, 11/29/99

**Attempted 65 Field Goals:** 32-for-67, vs. Vanderbilt, 2/11/23  
**Attempted 70 Field Goals:** 35-for-79, vs. Xavier (at Portland), 11/24/22  
**Attempted 75 Field Goals:** 35-for-79, vs. Xavier (at Portland), 11/24/22  
**Attempted 80 Field Goals:** 39-for-83, vs. FAU, 11/27/00

**Made 10 3-Pointers:** 10-for-25, vs. LSU, 3/4/23  
**Made 12 3-Pointers:** 13-for-22, vs. Florida A&M, 11/30/22  
**Made 15 3-Pointers:** 18-for-37, vs. Texas A&M, 1/22/19  
**Made 18 3-Pointers:** 18-for-37, vs. Texas A&M, 1/22/19

**Attempted 30 3-Pointers:** 8-for-35, vs. Mississippi State (SEC Tournament), 3/9/23  
**Attempted 35 3-Pointers:** 8-for-35, vs. Mississippi State (SEC Tournament), 3/9/23

**Made 25 Free Throws:** 25-for-31, at Florida State, 11/18/22  
**Made 30 Free Throws:** 33-for-41, vs. Oklahoma State, 1/29/22  
**Made 35 Free Throws:** 37-for-42, at Auburn, 2/14/17  
**Made 40 Free Throws:** 40-for-50, vs. Morehead State, 12/22/98

**Attempted 35 Free Throws:** 33-for-41, vs. Oklahoma State, 1/29/22  
**Attempted 40 Free Throws:** 33-for-41, vs. Oklahoma State, 1/29/22  
**Attempted 45 Free Throws:** 28-for-46, vs. West Virginia (at New York City), 12/4/18  
**Attempted 50 Free Throws:** 40-for-50, vs. Morehead State, 12/22/98

**20 Assists:** 21, vs. South Carolina, 1/15/23  
**25 Assists:** 26, vs. North Florida, 11/27/18  
**30 Assists:** 32, vs. Northeastern, 12/22/03

**10 Steals:** 11, vs. Loyola Maryland, 11/6/23  
**15 Steals:** 21, vs. North Florida, 12/8/21  
**20 Steals:** 21, vs. North Florida, 12/8/21  
**25 Steals:** 25, vs. Morehead State, 12/22/98

**Forced 20 Turnovers:** 20, vs. Mississippi State (SEC Tournament), 3/9/23  
**Forced 25 Turnovers:** 28, vs. North Florida, 12/8/21  
**Forced 30 Turnovers:** 30, vs. Georgia, 2/5/00  
**Forced 35 Turnovers:** 35, vs. Florida A&M, 12/4/99

**8 Blocked Shots:** 9, vs. South Carolina, 1/15/23  
**9 Blocked Shots:** 9, vs. South Carolina, 1/15/23  
**10 Blocked Shots:** 10, vs. Kennesaw State, 11/11/22  
**11 Blocked Shots:** 11, at South Carolina, 1/15/22  
**12 Blocked Shots:** 12, vs. South Carolina, 2/3/21

**Overcame a 10-Point Deficit:** vs. Missouri, 1/14/23; Trailed by 11, 13-2, at 13:01 in the 1st half & won, 73-64  
**Overcame a 20-Point Deficit:** vs. Georgia, 2/5/20; Trailed by 22, 52-30, at 16:43 in 2nd half & won, 81-75

**Made a Buzzer-Beater:** vs. Ohio State (at Fort Myers), 11/24/21, Tyree Appleby 3-pointer at the buzzer to win, 71-68  
**Made a Game-Winner:** at Vanderbilt, 3/1/22, Phlandrous Fleming Jr. 3-pointer with :06.3 left put UF ahead, 80-78; FTS made the final 82-78.  
**Lost on a Game-Winner:** vs. Mississippi State (SEC Tournament), 3/9/23, Tolu Smith layup with :04.1 left to defeat UF, 69-68 (OT)

# Head Coach Todd Golden

## YEAR-BY-YEAR COACHING RECORD

Year	School	Overall	League	Postseason
2019-20	San Francisco	22-12 .647	9-7 .562	Postseason Canceled
2020-21	San Francisco	11-14 .440	4-9 .308	None
2021-22	San Francisco	24-10 .706	10-6 .625	NCAA 1st Round (0-1)
2022-23	Florida	16-17 .485	9-9 .500	NIT 1st Round (0-1)
2023-24	Florida	1-0 1.000	0-0 -	
<b>Florida</b>	<b>1st Season</b>	<b>17-17 .500</b>	<b>9-9 .500</b>	<b>0-1</b>
<b>Overall</b>	<b>4th Season</b>	<b>74-53 .583</b>	<b>32-31 .508</b>	<b>0-2; 1 NCAA (0-1)</b>

Todd Golden enters his second season as the Florida head coach after leading the Gators to a postseason berth and multiple top-25 wins in 2022-23, becoming the first Florida coach to accomplish both of those benchmarks in his first season.

Golden's inaugural season at Florida was highlighted by a win vs. second-ranked Tennessee, which matched the highest-ranked win both in regular season win and at home win in Florida history. The Gators also topped #20 Missouri, as Golden joined John Lotz and Tommy Bartlett as the only first-year coaches at Florida to record multiple top-25 wins.

Florida topped rival Florida State in Tallahassee, as the Gators staged a 19-point comeback – fourth-largest in program history – to earn the team's first road win in the series since 2012.

Colin Castleton earned first-team All-SEC and All-Defensive Team was named USA Today's SEC Defensive Player of the Year, as he set a Florida record and ranked third in the nation with 3.0 blocked shots per game before suffering a season-ending broken hand on Feb. 15. In addition, Riley Kugel earned SEC All-Freshman honors, as his 12.6 points per game in SEC play marked the most by a Gator freshman in more than a decade (Bradley Beal, 2011-12).

The Gators found an identity on the defensive side of the ball, climbing into the top 10 in KenPom's defensive efficiency ratings during the course of the season prior to Castleton's injury. The Gators' 5.18 blocked shots per game ranked eighth in the nation.

For just the second time, the Gators capped a season under a first-year head coach with a postseason berth, earning a 4-seed in the National Invitation Tournament.

Golden became the 20th head coach of the Florida Gators on March 18, 2022, after guiding the University of San Francisco to 24 wins and its first NCAA Tournament bid since 1998 in the 2021-22 season. Golden led the Dons to a 57-36 record over three seasons as head coach, including 20-win seasons in both 2019-20 and 2021-22.

Golden, 37, is the second-youngest power conference head coach in the nation (Jon Scheyer, Duke).

Prior to being named the Dons' head coach, Golden spent the previous three seasons as San Francisco's associate head coach under Kyle Smith. In Golden's six total seasons at USF, the Dons posted at least 20 wins in all seasons except the COVID-shortened 2020-21 campaign.

Golden led the USF program in the highly-competitive West Coast Conference, which consistently ranks among the nation's toughest mid-major conferences. Over the past three seasons, the WCC has been on average KenPom's strongest-rated conference outside of the traditional power-six leagues and the American Athletic Conference.

During his stint as associate head coach at USF, he served as the Dons' recruiting and defensive coordinator under Smith. San Francisco finished within KenPom's top 100 defensively five times during Golden's stint, highlighted by this season's No. 21 ranking. The Dons complemented their defensive effort with a top-100 offense each of the past four seasons, including a pair of top-50 offenses in 2018-19 and 2021-22.

During Golden's three seasons as head coach at USF, six different players received eight total all-conference accolades. Three players earned All-WCC honors in 2021-22, with Jamaree Bouyee, Yauhen Massalski and Khalil Shabazz all garnering recognition. Shabazz also earned all-conference honors in 2021, with Dzmitry Rynun receiving an honorable mention nod. In 2020, Charles Mineland earned All-WCC honors with Bouyee and Jimbo Lull named honorable mention.

Prior to joining Smith's staff in 2016, Golden spent two seasons at the Auburn University under head coach Bruce Pearl. Golden joined the Auburn staff as the director of basketball operations for the 2014-15 season and was elevated to an assistant coaching position for the 2015-16 campaign. He worked closely with the Tigers' guards and handled all scheduling responsibilities. Golden also took a lead role in analytical and metrics data.

Golden spent the 2013-14 season as an assistant coach on Kyle Smith's staff at Columbia where he helped the Lions to a 21-13 mark and a spot in the CollegeInsiders.com Tournament. In his only season at Morningside Heights he worked closely with the Lions' defense that held opponents to a stingy 63.3 points per game, which ranked second-best in the Ivy League and 31st nationally. He also served as director of basketball operations for the 2012-13 season.

Golden played collegiately at Saint Mary's College in Moraga, Calif., where he helped the Gaels to a pair of NCAA Tournament appearances. As a senior point guard, he ranked second in the nation with a 3.68 assists-to-turnovers ratio and led the West Coast Conference with a .574 3-point field goal percentage. The lone captain of Saint Mary's 2007-08 team, Golden finished his career as the Gaels' all-time leader in free-throw percentage (.852) and eighth with 269 career assists.



## GOLDEN'S WIN-LOSS BREAKDOWN

	2023-24	Florida	Overall
<b>Overall</b>	<b>1-0</b>	<b>17-17</b>	<b>74-53</b>
Home	1-0	11-6	40-20
Away	0-0	4-7	21-21
Neutral	0-0	2-4	13-12
<b>vs. Conference</b>	<b>0-0</b>	<b>9-9</b>	<b>32-31</b>
vs. Conference Home	0-0	6-3	17-15
vs. Conference Away	0-0	3-6	14-16
<b>vs. Non-Conference (Reg. Season)</b>	<b>1-0</b>	<b>8-6</b>	<b>38-17</b>
vs. Non-Conference Home	1-0	5-2	23-4
vs. Non-Conference Away	0-0	1-1	7-5
vs. Non-Conference Neutral	0-0	2-3	8-8
<b>Postseason Play</b>	<b>0-0</b>	<b>0-2</b>	<b>3-5</b>
Conference Tournament	0-0	0-1	3-3
NCAA Tournament	0-0	0-0	0-1
NIT	0-0	0-1	0-1
vs. AP Top 25	0-0	2-4	3-13
vs. AP Top 15	0-0	1-3	2-11
vs. AP Top 10	0-0	1-3	2-11
vs. AP Top 5	0-0	1-3	2-8
vs. AP No. 1	0-0	0-0	0-4
Overtime	0-0	0-1	2-3
November	1-0	6-3	23-6
December	0-0	2-3	16-9
January	0-0	5-3	17-14
February	0-0	3-6	13-18
March	0-0	1-2	5-6
Sunday	0-0	1-1	3-4
Monday	1-0	2-1	7-4
Tuesday	0-0	2-1	7-4
Wednesday	0-0	5-7	9-9
Thursday	0-0	0-2	17-15
Friday	0-0	3-0	7-2
Saturday	0-0	4-5	24-15
Scoring 49 or fewer	0-0	0-1	0-4
Scoring 50-59	0-0	0-6	0-9
Scoring 60-69	0-0	3-5	14-22
Scoring 70-79	0-0	5-3	25-14
Scoring 80-89	0-0	7-2	21-4
Scoring 90-99	1-0	1-0	7-0
Scoring 100+	0-0	1-0	7-0
Allowing 49 or fewer	0-0	2-0	4-1
Allowing 50-59	0-0	4-1	14-2
Allowing 60-69	0-0	8-6	37-14
Allowing 70-79	1-0	3-3	15-18
Allowing 80-89	0-0	0-5	4-13
Allowing 90-99	0-0	0-2	0-4
Allowing 100+	0-0	0-0	0-1



# 2023-24 Florida Gators



**#0 ZYON PULLIN**  
G | Gr. | 6-4 | 206 | Pleasant Hill, Calif.




**#1 WALTER CLAYTON JR.**  
G | Jr. | 6-2 | 195 | Lake Wales, Fla.




**#2 RILEY KUGEL**  
G | So. | 6-5 | 207 | Orlando, Fla.




**#3 MICAH HANDLOGTEN**  
C | So. | 7-1 | 235 | Lake Norman, N.C.




**#4 TYRESE SAMUEL**  
F | Gr. | 6-10 | 239 | Montreal, Quebec




**#5 WILL RICHARD**  
G | Jr. | 6-4 | 206 | Fairburn, Ga.




**#10 THOMAS HAUGH**  
F | Fr. | 6-9 | 210 | New Oxford, Pa.




**#11 DENZEL ABERDEEN**  
G | So. | 6-5 | 190 | Orlando, Fla.




**#12 ALEX KLATSKY**  
G | RSr. | 6-4 | 206 | Colts Neck, N.J.




**#13 ALEKS SZYMCHYK**  
F | So. | 6-10 | 250 | Frankfurt, Germany




**#20 JACK MAY**  
G | RJr. | 6-4 | 195 | Boca Raton, Fla.




**#21 ALEX CONDON**  
F/C | Fr. | 6-11 | 230 | Perth, Australia




**#22 BENNETT ANDERSEN**  
G | Sr. | 6-2 | 190 | Tampa, Fla.



**#23 JULIAN RISHWAIN**  
G | Gr. | 6-5 | 200 | Los Angeles, Calif.



**#30 KAJUS KUBLICKAS**  
G | Fr. | 6-2 | 171 | Kaunas, Lithuania



**#33 COOPER JOSEFSBERG**  
G | Fr. | 6-4 | 195 | Miami, Fla.



**TODD GOLDEN**  
Head Coach




**CARLIN HARTMAN**  
Associate Head Coach




**KOREY MCCRAY**  
Associate Head Coach



**KEVIN HOVDE**  
Assistant Coach



**JOHN ANDRZEJEK**  
Assistant Coach



**TAUREAN GREEN**  
Assistant Coach,  
Player Development

# Roster

## NUMERICAL ROSTER

0	Zyon Pullin	G	6-4	206	Gr.	TR	Pleasant Hill, Calif./UC Riverside
1	Walter Clayton Jr.	G	6-2	195	Jr.	TR	Lake Wales, Fla./Iona
2	Riley Kugel	G	6-5	207	So.	1L	Orlando, Fla./Dr. Phillips
3	Micah Handlogten	C	7-1	235	So.	TR	Lake Norman, N.C./Marshall
4	Tyrese Samuel	F	6-10	239	Gr.	TR	Montreal, Quebec/Seton Hall
5	Will Richard	G	6-4	206	Jr.	1L	Fairburn, Ga./Belmont
10	Thomas Haugh	F	6-9	210	Fr.	HS	New Oxford, Pa./Perkiomen School
11	Denzel Aberdeen	G	6-5	190	So.	1L	Orlando, Fla./Dr. Phillips
12	Alex Klatsky	G	6-4	206	R-Sr.	3L	Colts Neck, N.J./Ranney School
13	Aleks Szymczyk	F	6-10	250	So.	1L	Frankfurt, Germany/Gymnasium München-Nord
20	Jack May	G	6-4	195	R-Jr.	3L	Boca Raton, Fla./Saint Andrew's School
21	Alex Condon	F/C	6-11	230	Fr.	HS	Perth, Australia/NBA Global Academy
22	Bennett Andersen	G	6-2	190	Sr.	SQ	Tampa, Fla./Jesuit HS
23	Julian Rishwain	G	6-5	200	Gr.	TR	Los Angeles, Calif./San Francisco
30	Kajus Kublickas	G	6-2	171	Fr.	HS	Kaunas, Lithuania/Zalgiris II
33	Cooper Josefsberg	G	6-3	195	Fr.	HS	Miami, Fla./Riviera Prep

## ALPHABETICAL ROSTER

11	Denzel Aberdeen	G	6-5	190	So.	1L	Orlando, Fla./Dr. Phillips
22	Bennett Andersen	G	6-2	190	Sr.	SQ	Tampa, Fla./Jesuit HS
1	Walter Clayton Jr.	G	6-2	195	Jr.	TR	Lake Wales, Fla./Iona
21	Alex Condon	F/C	6-11	230	Fr.	HS	Perth, Australia/NBA Global Academy
3	Micah Handlogten	C	7-1	235	So.	TR	Lake Norman, N.C./Marshall
10	Thomas Haugh	F	6-9	210	Fr.	HS	New Oxford, Pa./Perkiomen School
33	Cooper Josefsberg	G	6-4	195	Fr.	HS	Miami, Fla./Riviera Prep
12	Alex Klatsky	G	6-4	206	R-Sr.	3L	Colts Neck, N.J./Ranney School
30	Kajus Kublickas	G	6-2	171	Fr.	HS	Kaunas, Lithuania/Zalgiris II
2	Riley Kugel	G	6-5	207	So.	1L	Orlando, Fla./Dr. Phillips
20	Jack May	G	6-4	195	R-Jr.	3L	Boca Raton, Fla./Saint Andrew's School
0	Zyon Pullin	G	6-4	206	Gr.	TR	Pleasant Hill, Calif./UC Riverside
5	Will Richard	G	6-4	206	Jr.	1L	Fairburn, Ga./Belmont
4	Tyrese Samuel	F	6-10	239	Gr.	TR	Montreal, Quebec/Seton Hall
13	Aleks Szymczyk	F	6-10	250	So.	1L	Frankfurt, Germany/Gymnasium München-Nord

**Head Coach:** Todd Golden (Saint Mary's '08)

**Associate Head Coaches:** Carlin Hartman (Tulane '94), Korey McCray (Mercer '01)

**Assistant Coaches:** Kevin Hovde (Richmond, '10), John Andrzejek (Columbia, '13)

**Assistant Coach, Player Development:** Taurean Green (Florida '13)

**Director of Basketball Strategy & Analytics:** Jonathan Safir (Vassar College '15)

**Strength & Conditioning Coordinator:** Victor Lopez (CSU East Bay '17)

**Player Development Assistant:** Jordan Talley (Southeastern University '15)

**Director, Men's Basketball Operations:** Mike Robuck (Florida '07)

**Video Coordinator:** Jordan Jacobson (Michigan '21)

**Associate AD, Sports Health:** Dave Werner (Eastern Kentucky '91)

**Assistant AD, Hawkins Center:** Tom Williams (Florida '78)

## PRONUNCIATION GUIDE

John Andrzejek	AN-der-zheck
Micah Handlogten	HAND-log-ten
Thomas Haugh	HOWK
Kevin Hovde	HUV-dee
Kajus Kublickas	KYE-us koo-BLISS-cuss
Riley Kugel	KOO-gull
Jonathan Safir	like "Sapphire"
Aleks Szymczyk	SHIM-chick

## 2024 SIGNEE

• **Isaiah Brown:** G | 6-5 | 185 | Orlando, Fla. | Orlando Christian Prep

• Golden on Haugh: "We are thrilled to welcome Isaiah into our basketball program here at the University of Florida. He's an exceptional young man who possesses many of the qualities we look for when we recruit. First and foremost, he's a winner that has been successful in every setting we've evaluated him in. He is a leader and has an infectious personality that unites his teams. As a player, he's a relentless attacker of the rim in transition and has a knack for making winning plays on both ends. We are really happy to add him to our team."

# Media Information

**CREDENTIALS:** Requests for credentials will be taken online and reviewed by Florida communications.

To access the credential request form, please visit [www.sportssystem.com/floridahoops](http://www.sportssystem.com/floridahoops). Once you have submitted your credential request, you will receive an automated email from the Communications Department acknowledging your request was received and is being reviewed. Once a decision is made on your request, you will receive an email with further information.

**CREDENTIAL PICK-UP:** Media will call is located at Gate 4.

**INTERNET CREDENTIALS:** Only official websites of each participating institution, along with networks holding contractual broadcast rights to a game and websites affiliated with a national publication or news outlet, will be issued credentials.

**PLAYER/STAFF INTERVIEWS:** All interview requests for players or coaching staff should be coordinated through Denver Parler at least 24 hours in advance. Interviews will be arranged before or after practice according to class and meeting schedules.

The Communications Office will not give out home or cell phone numbers for any players, and players may not be contacted directly. Members of the media are not permitted in team areas. Team locker room, training room and strength complex are considered private areas. These areas, as well as players' housing (on-campus and off-campus), are off-limits to media representatives.

**PRESS CONFERENCES & MEDIA AVAILABILITIES:** Media opportunities with head coach Todd Golden and a player will generally occur on the day prior to games in the atrium of the practice facility. Timing of practice/travel schedules and other UF sports may alter that timing.

Postgame, Florida players will be available in the press conference room, followed by head coach Todd Golden. Visiting head coach and player(s) may also be brought to the press room at the visitor's discretion.

**PRACTICE COVERAGE:** University of Florida men's basketball practices are closed to the media except for designated opportunities as announced by the communications department.

**VIDEO:** By SEC policy, media outlets are limited to a total of three minutes of video per day on websites or news broadcasts.

**MEDIA ROOM:** The media work room and press conference room are fully open in the Orange & Blue Rooms. The Orange Room will house the pregame meal and have work space for media members. The Blue Room will host postgame press conferences.

**SEATING:** Media should work from their assigned seats in the press seating area.

**FLORIDA LOCKER ROOM:** The Gators locker room is closed to the media with the exception of the SEC and NCAA Tournaments (pending event organizer decisions).

**VISITOR LOCKER ROOM:** Interview policies and procedures will be determined by visiting Communications Directors and coaches.

**RADIO:** Ethernet lines are provided for visiting broadcasts.

**PHOTOGRAPHERS:** Photo shooting locations to be assigned by the Communications Office.

**LIVE STATS:** Florida will make live stats available to media members via StatBroadcast.

**SEATING:** Press seating is assigned, and all media members are asked to utilize their assigned seat. Press seating is located approximately 10 rows off the floor in the Gate 4 corner of the arena and west baseline.

**PARKING:** Parking may be requested when applying for credentials and will be granted if available. Media may also park in the O'Connell Center garage, which is open to the public for free on a first-come, first-served basis.

## COMMUNICATIONS SHIPPING ADDRESS

Ben Hill Griffin Stadium  
Central Receiving  
121 Gale Lemerand Dr.  
Gainesville, FL 32611

## ELITE 8 TRIPS

Since 2000	
Kansas	11
North Carolina	10
Kentucky	9
Michigan State	9
<b>FLORIDA</b>	<b>8</b>
Duke	8
UConn	7
Arizona	6
Louisville	6
Gonzaga	5
Villanova	5
Michigan	4
Oklahoma	4
Oregon	4
Syracuse	4
UCLA	4
Wisconsin	4
Baylor	3
Kansas State	3
Memphis	3
Ohio State	3
Texas	3
Xavier	3
Arkansas	2
Butler	2
Houston	2
Illinois	2
Marquette	2
Maryland	2
Missouri	2
Notre Dame	2
Oklahoma State	2
Purdue	2
Texas Tech	2
USC	2
Virginia	2
West Virginia	2
Alabama	1
Auburn	1
Davidson	1
Dayton	1
Florida Atlantic	1
Florida State	1
George Mason	1
Georgetown	1
Georgia Tech	1
Indiana	1
Iowa State	1
Kent State	1
Loyola Chicago	1
LSU	1
Miami (Fla.)	1
Oregon State	1
Pittsburgh	1
Saint Joseph's	1
Saint Peter's	1
South Carolina	1
Stanford	1
Temple	1
Tennessee	1
Tulsa	1
VCU	1
Wichita State	1

## UNIVERSITY FACTS

Location: Gainesville, Fla.  
Founded: 1853  
Enrollment: 57,841  
Conference: Southeastern (SEC)  
Nickname: Gators  
UF President: Dr. Ben Sasse  
Athletic Director: Scott Stricklin  
Mascots: Albert and Alberta  
Colors: Orange (PMS 172) and Blue (PMS 287)  
Website: [FloridaGators.com](http://FloridaGators.com)  
Facebook: [facebook.com/GatorsMBK](https://facebook.com/GatorsMBK)  
Twitter: @GatorsMBK  
Instagram: @gatorsmbk

## COACHING STAFF FACTS

Head Coach: Todd Golden (Saint Mary's, '08)  
UF Record: 17-17/2nd season  
Overall Record: 74-53/5th season  
Associate Head Coaches:  
Carlin Hartman (Tulane '94),  
Korey McCray (Mercer '01)  
Assistant Coach: Kevin Hovde (Richmond '10)  
Dir. of Basketball Strategy & Analytics: Jonathan Safir  
Strength & Conditioning Coordinator: Victor Lopez  
Director of Player Development: Taurean Green  
Player Development Assistant: Jordan Talley  
Video Coordinator: Kevin Olsen  
Athletic Trainer: David "Duke" Werner  
Executive Assistant: Tracy Pfaff  
Program Coordinator: Mike Robuck  
Academic Advisor: Tom Williams

## PROGRAM FACTS

Arena: Exactech Arena at the Stephen C. O'Connell Center (10,151)  
Season: 104th  
Overall Record: 1,506-1,166  
SEC Record: 679-684  
NCAA Tournaments: 21 (1989, '94, '95, '99, 2000, '01, '02, '03, '04, '05, '06, '07, '10, '11, '12, '13, '14, '17, '18, '19, '21)  
Final Fours: 5 (1994, 2000, '06, '07, '14)  
National Championships: 2 (2006, '07)  
NIT Appearances: 11 (1969, '84, '85, '86, '92, '93, '98, 2008, '09, '16, '22, '23)  
SEC Tournament Championships: 4 (2005, '06, '07, '14)  
SEC Championships: 7 (1989, 2000, '01, '07, '11, '13, '14)  
All-Americans: 25  
All-SEC: 115  
SEC Academic Honor Roll: 143  
NBA Draftees: 37  
2022-23 Record: 16-17  
2022-23 Conference Record: 9-9 (8th)  
Lettermen Returning/Lost: 6/9  
Starters Returning/Lost: 2/3

## COMMUNICATIONS CONTACT

Denver Parler | [denverp@gators.ufl.edu](mailto:denverp@gators.ufl.edu)  
352-692-6195 (o) | 352-318-3493 (c)  
Fax: 352-375-4809



#0 Zyon Pullin

GRAD | G | 6-4 | 206 | PLEASANT HILL, CALIF. | UC RIVERSIDE

OVERVIEW

- Scored 1,312 points in 109 games with 77 starts during in his four seasons at UC Riverside, averaging 12.0 points per game over his career, including 18.3 during 2022-23.
- A three-time All-Big West honoree, earning first-team recognition in 2022-23, second-team in 2021-22 and honorable mention in 2020-21.
- A three-year starter whose scoring average increased every season, building from 4.1 points off the bench as a freshman, jumping to 12.1 points as a sophomore, 14.3 as a junior and 18.3 as a senior. He helped UC Riverside to a winning record – overall and conference – all three seasons as a starter.

2023-24 HIGHLIGHTS

- Looks to play a prominent role in the Gators' talented backcourt, providing play-making and scoring from the point guard position.
- Will miss the first three games of the season due to NCAA policy



CAREER STATS

				Field Goals		3-Point		F-Throws		Rebounds								Scoring		
SEASON	TEAM	GP-GS	MIN/AVG	FG-FGA	FG%	3FG-3FGA	3FG%	FT-FTA	FT%	OFF	DEF	TOT	AVG	PF-FO	A	TO	BLK	STL	PTS	AVG
2019-20	UCR	31-0	549/17.7	43-121	.355	14-49	.286	27-41	.659	5	59	64	2.1	39-2	56	44	3	10	127	4.1
2020-21	UCR	22-22	689/31.3	101-211	.479	21-53	.396	44-55	.800	8	99	107	4.9	32-0	99	42	1	16	267	12.1
2021-22	UCR	27-26	934/34.6	129-273	.473	14-45	.311	115-150	.767	10	140	150	5.6	43-1	117	62	0	22	387	14.3
2022-23	UCR	29-29	984/33.9	202-416	.486	26-66	.394	101-131	.771	13	114	127	4.4	62-3	122	71	3	27	531	18.3
TOTAL FOR UF		0-0	0/0.0	0-0	.000	0-0	.000	0-0	.000	0	0	0	0.0	0-0	0	0	0	0	0	0.0
TOTAL		109-77	3156/29.0	475-1021	.465	75-213	.352	287-377	.761	36	412	448	4.1	176-6	394	219	7	75	1312	12.0

GAME-BY-GAME STATS

MISCELLANEOUS STATS

	23-24	Total
Led UF in Scoring	0	0
Led UF in Rebounds	0	0
Led UF in Assists	0	0
10+ Points	0	0
20+ Points	0	0
10+ Rebounds	0	0
Double-Doubles	0	0
Dunks	0	0
Off. Fouls Drawn	0	0
Three-Point Plays	0	0

GAME HIGHS

Points	---
2023-24/UF	---
Career	30, vs. San Diego (12/20/22)
Rebounds	---
2023-24/UF	---
Career	12, vs. Cal Baptist (12/12/21)
Field Goals	---
2023-24/UF	---
Career	12, at Idaho (11/11/22)
Field Goal Attempts	---
2023-24/UF	---
Career	23, at Idaho (11/11/22)
3-Point Field Goals	---
2023-24/UF	---
Career	5, vs. San Diego (12/20/22)
3-Point FG Attempts	---
2023-24/UF	---
Career	6, 3x, last at Cal Poly (3/4/23)
Free Throws	---
2023-24/UF	---
Career	15, vs. UC Santa Barbara (2/26/22)
Free Throw Attempts	---
2023-24/UF	---
Career	6, vs. UC Santa Barbara (2/26/22)
Assists	---
2023-24/UF	---
Career	9, 2x, last at CS-Northridge (2/20/23)
Steals	---
2023-24/UF	---
Career	3, 6x, last at Hawaii (2/23/23)
Blocked Shots	---
2023-24/UF	---
Career	2, at Loyola Marymount
Minutes Played	---
2023-24/UF	---
Career	45, at Long Beach State (3/5/22)

# #1 Walter Clayton Jr.

JUNIOR | G | 6-2 | 195 | LAKE WALES, FLA. | IONA

### OVERVIEW

- Earned Metro Atlantic Athletic Conference Player of the Year and unanimous first-team All-MAAC honors as a sophomore in 2022-23.
- Averaged 16.8 points, 4.3 rebounds, 3.2 assists and 2.3 3-pointers per game with a .431 3-point field goal percentage in 2022-23.
- Totaled 771 points, 207 rebounds, 154 assists, 83 steals and 30 blocked shots in 64 games with 35 starts over two seasons at Iona.
- In two seasons at Iona, posted two double-doubles, 37 double-figure scoring games and 13 games with 20+ points, including a career-high 30 points at Niagara (2/12/23).

### 2023-24 HIGHLIGHTS

- Returns to his home state to be part of the Gators' talented backcourt with the ability to play on or off the ball.
- Played an all-around game with nine points, eight rebounds, five assists, three steals and a blocked shot in his Florida debut.



### CAREER STATS

				Field Goals		3-Point		F-Throws		Rebounds												Scoring	
SEASON	TEAM	GP-GS	MIN/AVG	FG-FGA	FG%	3FG-3FGA	3FG%	FT-FTA	FT%	OFF	DEF	TOT	AVG	PF-FO	A	TO	BLK	STL	PTS	AVG			
2021-22	Iona	32-4	514/16.1	72-166	.434	30-84	.357	59-75	.787	15	56	71	2.2	65-1	51	34	11	24	233	7.3			
2022-23	Iona	32-31	969/30.3	182-400	.455	72-167	.431	102-107	.953	18	118	136	4.3	77-1	103	57	19	59	538	16.8			
2023-24	UF	1-1	33/32.9	4-9	.444	1-2	.500	0-3	.000	2	6	8	8.0	3-0	5	2	1	3	9	9.0			
TOTAL FOR UF		1-1	33/32.9	4-9	.444	1-2	.500	0-3	.000	2	6	8	8.0	3-0	5	2	1	3	9	9.0			
TOTAL		65-36	1515/23.3	258-575	.449	103-253	.407	161-185	.870	35	180	215	3.3	145-2	159	93	31	86	780	12.0			

### GAME-BY-GAME STATS

				Total		3-Pointers		Free throws		Rebounds											
Opponent	Date	GS	MIN	FG-FGA	PCT	3FG-3FGA	PCT	FT-FTA	PCT	OFF	DEF	TOT	AVG	PF	A	TO	BLK	STL	PTS	AVG	
Loyola Maryland	11/06/2023	*	32:55	4-9	.444	1-2	.500	0-3	.000	2	6	8	8.0	3	5	2	1	3	9	9.0	
Totals		1	32:55	4-9	.444	1-2	.500	0-3	.000	2	6	8	8.0	3	5	2	1	3	9	9.0	

### Player Averages

Games Played	Minutes/game	Points/game	FG Pct	3FG Pct	FT Pct	Rebounds/game	Assists/game	Turnovers/game	Assist/Turnover ratio	Steals/game	Blocks/game
1	32.9	9.0	44.4	50.0	0.0	8.0	5.0	2.0	2.5	3.0	1.0

### MISCELLANEOUS STATS

	23-24	Total
Led UF in Scoring	0	0
Led UF in Rebounds	1	1
Led UF in Assists	1	1
10+ Points	0	0
20+ Points	0	0
10+ Rebounds	0	0
Double-Doubles	0	0
Dunks	0	0
Off. Fouls Drawn	0	0
Three-Point Plays	0	0

### GAME HIGHS

Points	9, vs. Loyola Maryland (11/6/23)
Career	30, at Niagara (2/12/23)
Rebounds	8, vs. Loyola Maryland (11/6/23)
Career	12, vs. Saint Louis (12/6/22)
Field Goals	4, vs. Loyola Maryland (11/6/23)
Career	12, at Niagara (2/12/23)
Field Goal Attempts	9, vs. Loyola Maryland (11/6/23)
Career	23, at Niagara (2/12/23)
3-Point Field Goals	1, vs. Loyola Maryland (11/6/23)
Career	6, 2x, last vs. SMU (12/22/22)
3-Point FG Attempts	2, vs. Loyola Maryland (11/6/23)
Career	10, 2x, last vs. Manhattan (2/17/23)
Free Throws	---
Career	9, at Mount St. Mary's (2/24/23)
Free Throw Attempts	3, vs. Loyola Maryland (11/6/23)
Career	9, 2x, last vs. Siena (2/26/23)
Assists	5, vs. Loyola Maryland (11/6/23)
Career	9, vs. Marist (3/2/23)
Steals	3, vs. Loyola Maryland (11/6/23)
Career	7, vs. Siena (2/26/23)
Blocked Shots	1, vs. Loyola Maryland (11/6/23)
Career	2, 2x, last at St. Peter's (2/19/23)
Minutes Played	33, vs. Loyola Maryland (11/6/23)
Career	40, at Manhattan (1/20/23)

# #2 Riley Kugel

SOPHOMORE | G | 6-5 | 207 | ORLANDO, FLA. | DR. PHILLIPS HS

### OVERVIEW

- A skilled scorer from multiple levels with great athleticism and advanced ball-handling skills.
- Rated No. 48 in the 247Sports national rankings with a four-star designation and a second-team FABC All-State honoree in 2022.
- Helped bring Dr. Phillips its first state championship in school history, scoring 13 points in the 2021 7A title game.
- Earned SEC All-Freshman honors, averaging 12.6 points per game in SEC play, the most by a Florida freshman since Bradley Beal's 14.4 per game in 2011-12.
- His 10-game streak in double figures to close the season marked the longest by a UF freshman since Bradley Beal (10, 2011-12). Kugel averaged 17.3 points per game over that stretch.

### 2022-24 HIGHLIGHTS

- Preseason All-SEC and Jerry West Award Watch List honoree.
- Started the season with a bang vs. Loyola Maryland, becoming the first Gator this century to tally 23 points, six steals and a blocked shot in a game.



### CAREER STATS

SEASON	TEAM	GP-GS	MIN	AVG	FG-FGA	FG%	3FG-3FGA	3FG%	FT-FTA	FT%	OFF	DEF	TOT	AVG	PF-FO	A	TO	BLK	STL	PTS	AVG
2022-23	UF	32-17	736	23.0	114-250	.456	35-93	.376	55-83	.663	23	68	91	2.8	43-0	33	48	6	27	318	9.9
2023-24	UF	1-1	34	33.8	10-15	.667	0-3	.000	3-4	.750	0	3	3	3.0	1-0	4	2	1	6	23	23.0
TOTAL		33-18	770	23.3	124-265	.468	35-96	.365	58-87	.667	23	71	94	2.8	44-0	37	50	7	33	341	10.3

### GAME-BY-GAME STATS

Opponent	Date	GS	MIN	Total		3-Pointers		Free throws		Rebounds											
				FG-FGA	PCT	3FG-3FGA	PCT	FT-FTA	PCT	OFF	DEF	TOT	AVG	PF	A	TO	BLK	STL	PTS	AVG	
Loyola Maryland	11/06/2023	*	33:47	10-15	.667	0-3	.000	3-4	.750	0	3	3	3.0	1	4	2	1	6	23	23.0	
Totals		1	33:47	10-15	.667	0-3	.000	3-4	.750	0	3	3	3.0	1	4	2	1	6	23	23.0	

### Player Averages

Games Played	Minutes/game	Points/game	FG Pct	3FG Pct	FT Pct	Rebounds/game	Assists/game	Turnovers/game	Assist/Turnover ratio	Steals/game	Blocks/game
1	33.8	23.0	66.7	0.0	75.0	3.0	4.0	2.0	2.0	6.0	1.0

### MISCELLANEOUS STATS

	22-23	23-24	Total
Led UF in Scoring	7	1	8
Led UF in Rebounds	0	0	0
Led UF in Assists	1	0	1
10+ Points	15	1	16
20+ Points	3	1	4
10+ Rebounds	0	0	0
Double-Doubles	0	0	0
Dunks	15	1	16
Off. Fouls Drawn	4	0	4
Three-Point Plays	3-5	0-1	3-6
Four-Point Plays	1-1	0-0	1-1

### GAME HIGHS

#### Points

2023-24	23, vs. Loyola Maryland (11/6/23)
Career	24, vs. Kentucky (2/22/23)

#### Rebounds

2023-24	3, vs. Loyola Maryland (11/6/23)
Career	6, 5x, last vs. Miss. St. (3/9/23)

#### Field Goals

2023-24/Career	10, vs. Loyola Maryland (11/6/23)
----------------	-----------------------------------

#### Field Goal Attempts

2023-24	15, vs. Loyola Maryland (11/6/23)
Career	19, at Vanderbilt (2/25/23)

#### 3-Point Field Goals

2023-24	---
Career	4, 2x, last vs. LSU (3/4/23)

#### 3-Point FG Attempts

2023-24	3, vs. Loyola Maryland (11/6/23)
Career	8, vs. Miss. St. (3/9/23)

#### Free Throws

2023-24	3, vs. Loyola Maryland (11/6/23)
Career	6, 2x, last vs. Kentucky (2/22/23)

#### Free Throw Attempts

2023-24	4, vs. Loyola Maryland (11/6/23)
Career	9, vs. UConn (12/7/22)

#### Assists

2023-24	4, vs. Loyola Maryland (11/6/23)
Career	6, at Kansas State (1/28/23)

#### Steals

2023-24/Career	6, vs. Loyola Maryland (11/6/23)
----------------	----------------------------------

#### Blocked Shots

2023-24	1, vs. Loyola Maryland (11/6/23)
Career	1, 7x, last vs. Loyola Md. (11/6/23)

#### Minutes Played

2023-24	34, vs. Loyola Maryland (11/6/23)
Career	40-, vs. Miss. St. (3/9/23)

# #3 Micah Handlogten


SOPHOMORE | C | 7-1 | 235 | LAKE NORMAN, N.C. | MARSHALL

### OVERVIEW

- Named the 2023 Sun Belt Conference Freshman of the Year while at Marshall, averaging 7.6 points, 9.8 rebounds, 2.3 blocked shots, 1.3 steals and 1.2 assists while shooting .662 from the field.
- An elite shot-blocker and rebounder, finishing 11th in the nation in blocked shots per game and 16th in rebounding.

### 2023-24 HIGHLIGHTS

- Totaled 16 points and six rebounds in his Florida debut, knocking down a pair of 3-pointers.



### CAREER STATS

				Field Goals		3-Point		F-Throws		Rebounds												Scoring	
SEASON	TEAM	GP-GS	MIN/AVG	FG-FGA	FG%	3FG-3FGA	3FG%	FT-FTA	FT%	OFF	DEF	TOT	AVG	PF-FO	A	TO	BLK	STL	PTS	AVG			
2022-23	Marsh	32-32	810/25.3	102-154	.662	1-12	.083	38-70	.543	109	206	315	9.8	111-6	37	42	75	41	243	7.6			
2023-24	UF	1-1	21/21.1	7-8	.875	2-2	1.000	0-1	.000	3	3	6	6.0	2-0	0	1	1	1	16	16.0			
TOTAL FOR UF		1-1	21/21.1	7-8	.875	2-2	1.000	0-1	.000	3	3	6	6.0	2-0	0	1	1	1	16	16.0			
TOTAL		33-33	831/25.2	109-162	.673	3-14	.214	38-71	.535	112	209	321	9.7	113-6	37	43	76	42	259	7.8			

### GAME-BY-GAME STATS

Opponent	Date	GS	MIN	Total		3-Pointers		Free throws		Rebounds				PF	A	TO	BLK	STL	PTS	AVG
				FG-FGA	PCT	3FG-3FGA	PCT	FT-FTA	PCT	OFF	DEF	TOT	AVG							
Loyola Maryland	11/06/2023	*	21:05	7-8	.875	2-2	1.000	0-1	.000	3	3	6	6.0	2	0	1	1	1	16	16.0
Totals		1	21:05	7-8	.875	2-2	1.000	0-1	.000	3	3	6	6.0	2	0	1	1	1	16	16.0

### Player Averages

Games Played	Minutes/game	Points/game	FG Pct	3FG Pct	FT Pct	Rebounds/game	Assists/game	Turnovers/game	Assist/Turnover ratio	Steals/game	Blocks/game
1	21.1	16.0	87.5	100.0	0.0	6.0	0.0	1.0	0.0	1.0	1.0

### MISCELLANEOUS STATS

	23-24	Total
Led UF in Scoring	0	0
Led UF in Rebounds	0	0
Led UF in Assists	0	0
10+ Points	1	1
20+ Points	0	0
10+ Rebounds	0	0
Double-Doubles	0	0
Dunks	4	4
Off. Fouls Drawn	0	0
Three-Point Plays	0-1	0-1

### GAME HIGHS

<b>Points</b>	
2023-24/UF	16, vs. Loyola Maryland (11/6/23)
Career	20, vs. Coastal Carolina (1/7/23)
<b>Rebounds</b>	
2023-24/UF	6, vs. Loyola Maryland (11/6/23)
Career	19, vs. Coastal Carolina (1/7/23)
<b>Field Goals</b>	
2023-24/UF	7, vs. Loyola Maryland (11/6/23)
Career	8, vs. Southern Miss (1/12/23)
<b>Field Goal Attempts</b>	
2023-24/UF	8, vs. Loyola Maryland (11/6/23)
Career	13, vs. Coastal Carolina (1/7/23)
<b>3-Point Field Goals</b>	
2023-24/UF/Car.	2, vs. Loyola Maryland (11/6/23)
<b>3-Point FG Attempts</b>	
2023-24/UF	2, vs. Loyola Maryland (11/6/23)
Career	3, vs. Coastal Carolina (1/7/23)
<b>Free Throws</b>	
2023-24/UF	---
Career	5, vs. Georgia Southern (2/16/23)
<b>Free Throw Attempts</b>	
2023-24/UF	1, vs. Loyola Maryland (11/6/23)
Career	9, vs. Coastal Carolina (1/7/23)
<b>Assists</b>	
2023-24/UF	---
Career	4, 3x, last vs. Troy (2/18/23)
<b>Steals</b>	
2023-24/UF	1, vs. Loyola Maryland (11/6/23)
Career	5, vs. UL-Monroe (1/26/23)
<b>Blocked Shots</b>	
2023-24/UF	1, vs. Loyola Maryland (11/6/23)
Career	6, vs. Akron (11/30/22)
<b>Minutes Played</b>	
2023-24/UF	21, vs. Loyola Maryland (11/6/23)
Career	43, vs. UL-Monroe (1/26/23)

# #4 Tyrese Samuel

GRAD | F | 6-10 | 239 | MONTREAL, QUEBEC, CANADA | SETON HALL

### OVERVIEW

- Graduate transfer who has totaled 815 points and 511 rebounds in 118 career appearances with 36 starts over his four seasons at Seton Hall.
- Started all 33 games as a senior in 2022-23, averaging 11.0 points and 5.9 rebounds per game, shooting .550 from the field.
- Three-time Big East All-Academic Team honoree who graduates this spring.
- Has eight career double-double, tallying 34 double-figure scoring games and 10 double-figure rebounding performances.
- Twice recorded four blocked shots, including in a win vs. #7 Texas (12/9/21).

### 2023-24 HIGHLIGHTS

- Debuted with 15 points and eight rebounds in the season-opening win.
- A proven power-conference starter, Samuel gives the Gators experience and toughness down low.



### CAREER STATS

				Field Goals		3-Point		F-Throws		Rebounds								Scoring		
SEASON	TEAM	GP-GS	MIN/AVG	FG-FGA	FG%	3FG-3FGA	3FG%	FT-FTA	FT%	OFF	DEF	TOT	AVG	PF-FO	A	TO	BLK	STL	PTS	AVG
2019-20	SHU	29-1	323/11.1	33-88	.375	16-49	.327	11-25	.440	26	51	77	2.7	36-0	11	20	9	4	93	3.2
2020-21	SHU	27-0	467/17.3	62-111	.559	13-40	.325	8-26	.308	32	56	88	3.3	65-2	15	22	9	10	145	5.4
2021-22	SHU	29-2	543/18.7	83-170	.488	6-30	.200	41-61	.672	60	91	151	5.2	53-0	5	40	25	16	213	7.3
2022-23	SHU	33-33	789/23.9	138-251	.550	4-15	.267	84-130	.646	73	122	195	5.9	87-3	24	51	26	37	364	11.0
2023-24	UF	1-1	26/25.5	5-9	.556	0-1	.000	5-10	.500	3	5	8	8.0	1-0	3	1	0	0	15	15.0
TOTAL FOR UF		1-1	26/25.5	5-9	.556	0-1	.000	5-10	.500	3	5	8	8.0	1-0	3	1	0	0	15	15.0
TOTAL		119-37	2148/18.0	321-629	.510	39-135	.289	149-252	.591	194	325	519	4.4	242-5	58	134	69	67	830	7.0

### GAME-BY-GAME STATS

				Total		3-Pointers		Free throws		Rebounds											
Opponent	Date	GS	MIN	FG-FGA	PCT	3FG-3FGA	PCT	FT-FTA	PCT	OFF	DEF	TOT	AVG	PF	A	TO	BLK	STL	PTS	AVG	
Loyola Maryland	11/06/2023	*	25:31	5-9	.556	0-1	.000	5-10	.500	3	5	8	8.0	1	3	1	0	0	15	15.0	
Totals		1	25:31	5-9	.556	0-1	.000	5-10	.500	3	5	8	8.0	1	3	1	0	0	15	15.0	

### Player Averages

Games Played	Minutes/game	Points/game	FG Pct	3FG Pct	FT Pct	Rebounds/game	Assists/game	Turnovers/game	Assist/Turnover ratio	Steals/game	Blocks/game
1	25.5	15.0	55.6	0.0	50.0	8.0	3.0	1.0	3.0	0.0	0.0

### MISCELLANEOUS STATS

	23-24	Total
Led UF in Scoring	0	0
Led UF in Rebounds	1	1
Led UF in Assists	0	0
10+ Points	1	1
20+ Points	0	0
10+ Rebounds	0	0
Double-Doubles	0	0
Dunks	1	1
Off. Fouls Drawn	0	0
Three-Point Plays	0	0

### GAME HIGHS

<b>Points</b>	
2023-24/UF	15, vs. Loyola Maryland (11/6/23)
Career	24, vs. Nyack (12/4/21)
<b>Rebounds</b>	
2023-24/UF	8, vs. Loyola Maryland (11/6/23)
Career	14, vs. Lincoln (12/7/21)
<b>Field Goals</b>	
2023-24/UF	5, vs. Loyola Maryland (11/6/23)
Career	9, vs. Butler (1/7/23)
<b>Field Goal Attempts</b>	
2023-24/UF	9, vs. Loyola Maryland (11/6/23)
Career	14, vs. Nyack (12/4/21)
<b>3-Point Field Goals</b>	
2023-24/UF	---
Career	2, 8x, last vs. Memphis (11/24/22)
<b>3-Point FG Attempts</b>	
2023-24/UF	1, vs. Loyola Maryland (11/6/23)
Career	4, 3x, last vs. Iona (11/30/20)
<b>Free Throws</b>	
2023-24/UF	5, vs. Loyola Maryland (11/6/23)
Career	6, 4x, last vs. DePaul (3/8/23)
<b>Free Throw Attempts</b>	
2023-24/UF	10, vs. Loyola Maryland (11/6/23)
Career	11, vs. DePaul (3/8/23)
<b>Assists</b>	
2023-24/UF	3, vs. Loyola Maryland (11/6/23)
Career	3, 4x, last vs. Loyola Md. (11/6/23)
<b>Steals</b>	
2023-24/UF	---
Career	3, 3x, last vs. Villanova (2/28/23)
<b>Blocked Shots</b>	
2023-24/UF	---
Career	4, 2x, last vs. Texas (12/9/21)
<b>Minutes Played</b>	
2023-24/UF	26, vs. Loyola Maryland (11/6/23)
Career	37, vs. DePaul (3/8/23)



#5 Will Richard

JUNIOR | G | 6-4 | 206 | FAIRBURN, GA. | BELMONT

OVERVIEW

- Has scored 732 points in two collegiate seasons (11.3 ppg), becoming a regular starter for the Gators in 2022-23 as a sophomore after transferring in from Belmont.
- Posted a career-high 24 points with a 5-for-8 performance from 3-point range in the Gators' Feb. 2023 win at Georgia.
- Averaged 12.1 points and 6.0 rebounds per game as a freshman at Belmont in 2021-22, helping the Bruins to a 25-8 overall record (15-3 Ohio Valley) and an NIT bid while being named to the Ohio Valley Conference's 2021-22 All-Newcomer team.
- Selected as a participant in Damian Lillard's Formula Zero camp in Summer 2022.

CAREER STATS

				Field Goals		3-Point		F-Throws		Rebounds												Scoring	
SEASON	TEAM	GP-GS	MIN/AVG	FG-FGA	FG%	3FG-3FGA	3FG%	FT-FTA	FT%	OFF	DEF	TOT	AVG	PF-FO	A	TO	BLK	STL	PTS	AVG			
2021-22	BEL	33-30	909/27.6	137-293	.468	47-144	.326	78-97	.804	52	146	198	6.0	62-0	60	46	27	41	399	12.1			
2022-23	UF	32-30	891/27.8	111-225	.493	51-128	.398	60-70	.857	33	112	145	4.5	66-2	26	24	18	29	333	10.4			
2023-24	UF	1-1	30/30.0	1-4	.250	0-3	.000	1-2	.500	0	1	1	1.0	1-0	2	1	0	0	3	3.0			
TOTAL FOR UF		33-31	921/27.9	112-229	.489	51-131	.389	61-72	.847	33	113	146	4.4	67-2	28	25	18	29	336	10.2			
TOTAL		66-61	1830/27.7	249-522	.477	98-275	.356	139-169	.822	85	259	344	5.2	129-2	88	71	45	70	735	11.1			

GAME-BY-GAME STATS

				Total		3-Pointers		Free throws		Rebounds													
Opponent	Date	GS	MIN	FG-FGA	PCT	3FG-3FGA	PCT	FT-FTA	PCT	OFF	DEF	TOT	AVG	PF	A	TO	BLK	STL	PTS	AVG			
Loyola Maryland	11/06/2023	*	29:58	1-4	.250	0-3	.000	1-2	.500	0	1	1	1.0	1	2	1	0	0	3	3.0			
Totals		1	29:58	1-4	.250	0-3	.000	1-2	.500	0	1	1	1.0	1	2	1	0	0	3	3.0			

Player Averages

Games Played	Minutes/ game	Points/ game	FG Pct	3FG Pct	FT Pct	Rebounds/ game	Assists/ game	Turnovers/ game	Assist/Turnover ratio	Steals/ game	Blocks/ game
1	30.0	3.0	25.0	0.0	50.0	1.0	2.0	1.0	2.0	0.0	0.0

2023-24 HIGHLIGHTS

- Part of a backcourt full of firepower, Richard will build on a sophomore campaign where he was a full-time starter and was the Gators' top 3-point threat.



MISCELLANEOUS STATS

	22-23	23-24	Total
Led UF in Scoring	3	0	3
Led UF in Rebounds	5	0	5
Led UF in Assists	0	0	0
10+ Points	18	0	18
20+ Points	1	0	1
10+ Rebounds	0	0	0
Dunks	10	1	11
Off. Fouls Drawn	9	0	9
Three-Point Plays	6-6	0	6-6

GAME HIGHS

Points

2023-24	3, vs. Loyola Maryland (11/6/23)
UF/Career	24, at Georgia (2/28/23)

Rebounds

2023-24	1, vs. Loyola Maryland (11/6/23)
UF	9, vs. Georgia (1/7/23)
Career	14, at Tennessee Tech (2/5/22)

Field Goals

2023-24	1, vs. Loyola Maryland (11/6/23)
UF	8, at Georgia (2/28/23)
Career	8, 3x, last at Georgia (2/28/23)

Field Goal Attempts

2023-24	4, vs. Loyola Maryland (11/6/23)
UF	12, vs. Xavier (11/24/22)
Career	14, at Kennesaw State (11/19/21)

3-Point Field Goals

2023-24	---
UF/Career	5, at Georgia (2/28/23)

3-Point FG Attempts

2023-24	3, vs. Loyola Maryland (11/6/23)
UF	8, 3x, last at Georgia (2/28/23)
Career	8, 7x, last at Georgia (2/28/23)

Free Throws

2023-24	1, vs. Loyola Maryland (11/6/23)
UF	6, vs. Missouri (1/14/23)
Career	9, at Samford (12/5/21)

Free Throw Attempts

2023-24	2, vs. Loyola Maryland (11/6/23)
UF	6, vs. Missouri (1/14/23)
Career	10, at Samford (12/5/21)

Assists

2023-24	2, vs. Loyola Maryland (11/6/23)
UF	2, 5x, last vs. Loyola Md. (11/6/23)
Career	7, vs. Bethel (12/18/21)

Steals

2023-24	---
UF	3, 2x, last at LSU (1/10/23)
Career	3, 7x, last at LSU (1/10/23)

Blocked Shots

2023-24	---
UF	3, vs. Oklahoma (12/20/22)
Career	3, 3x, last vs. Okla. (12/20/22)

Minutes Played

2023-24	30, vs. Loyola Maryland (11/6/23)
UF	37, vs. Oklahoma (12/20/22)
Career	38, at Morehead State (1/20/22)

# #10 Thomas Haugh

FRESHMAN | F | 6-9 | 210 | NEW OXFORD, PA. | PERKIOMEN SCHOOL

### OVERVIEW

- Brings great size and athleticism to the wing with a quick first step and a high shot release from the perimeter.
- Hybrid skilled forward that can dribble, pass, and shoot.
- Can defend multiple positions and has a great basketball IQ.
- Calls Florida his “dream school.”

### 2023-24 HIGHLIGHTS

- Went for six points and three rebounds in his collegiate debut.



### CAREER STATS

				Field Goals		3-Point		F-Throws		Rebounds										Scoring	
SEASON	TEAM	GP-GS	MIN/AVG	FG-FGA	FG%	3FG-3FGA	3FG%	FT-FTA	FT%	OFF	DEF	TOT	AVG	PF-FO	A	TO	BLK	STL	PTS	AVG	
2023-24	UF	1-0	16/16.1	2-4	.500	0-0	.000	2-4	.500	1	2	3	3.0	4-0	0	0	0	0	6	6.0	
TOTAL		1-0	16/16.1	2-4	.500	0-0	.000	2-4	.500	1	2	3	3.0	4-0	0	0	0	0	6	6.0	

### GAME-BY-GAME STATS

Opponent	Date	GS	MIN	Total		3-Pointers		Free throws		Rebounds				PF	A	TO	BLK	STL	PTS	AVG
				FG-FGA	PCT	3FG-3FGA	PCT	FT-FTA	PCT	OFF	DEF	TOT	AVG							
Loyola Maryland	11/06/2023		16:04	2-4	.500	0-0	.000	2-4	.500	1	2	3	3.0	4	0	0	0	0	6	6.0
Totals		0	16:04	2-4	.500	0-0	.000	2-4	.500	1	2	3	3.0	4	0	0	0	0	6	6.0

### Player Averages

Games Played	Minutes/ game	Points/ game	FG Pct	3FG Pct	FT Pct	Rebounds/ game	Assists/ game	Turnovers/ game	Assist/Turnover ratio	Steals/ game	Blocks/ game
1	16.1	6.0	50.0	0.0	50.0	3.0	0.0	0.0	0.0	0.0	0.0

### MISCELLANEOUS STATS

	23-24	Total
Led UF in Scoring	0	0
Led UF in Rebounds	0	0
Led UF in Assists	0	0
10+ Points	0	0
20+ Points	0	0
10+ Rebounds	0	0
Double-Doubles	0	0
Dunks	0	0
Off. Fouls Drawn	0	0
Three-Point Plays	1-1	1-1

### GAME HIGHS

Points	2023-24/Career	6, vs. Loyola Maryland (11/6/23)
Rebounds	2023-24/Career	3, vs. Loyola Maryland (11/6/23)
Field Goals	2023-24/Career	2, vs. Loyola Maryland (11/6/23)
Field Goal Attempts	2023-24/Career	4, vs. Loyola Maryland (11/6/23)
3-Point Field Goals	2023-24/Career	---
3-Point FG Attempts	2023-24/Career	---
Free Throws	2023-24/Career	2, vs. Loyola Maryland (11/6/23)
Free Throw Attempts	2023-24/Career	4, vs. Loyola Maryland (11/6/23)
Assists	2023-24/Career	---
Steals	2023-24/Career	---
Blocked Shots	2023-24/Career	---
Minutes Played	2023-24/Career	16, vs. Loyola Maryland (11/6/23)

# #11 Denzel Aberdeen

SOPHOMORE | G | 6-5 | 190 | ORLANDO, FLA. | DR. PHILLIPS HS

### OVERVIEW

- Saw time in 12 games as a freshman while developing behind a pair of fifth-year ball-handlers.
- High-IQ, versatile combo guard who wants the ball in big moments.
- Rated a four-star prospect by ESPN and Rivals.
- Twice named Florida Association of Basketball Coaches (FABC) all-state, earning first team in 2021 and second team in 2022.
- Scored 27 points in the 2021 7A state championship game, leading Dr. Phillips to its first state championship in program history.

### 2023-24 HIGHLIGHTS

- Played a career-high 16 minutes in the season opener, chipping in three points, two rebounds and two assists.



### CAREER STATS

				Field Goals		3-Point		F-Throws		Rebounds										Scoring	
SEASON	TEAM	GP-GS	MIN/AVG	FG-FGA	FG%	3FG-3FGA	3FG%	FT-FTA	FT%	OFF	DEF	TOT	AVG	PF	FO	A	TO	BLK	STL	PTS	AVG
2022-23	UF	12-0	41/3.4	7-16	.438	0-5	.000	5-9	.556	1	3	4	0.3	5-0	2	2	0	0	0	19	1.6
2023-24	UF	1-0	16/16.5	1-3	.333	0-0	.000	1-2	.500	1	1	2	2.0	1-0	2	0	0	0	0	3	3.0
TOTAL		13-0	58/4.4	8-19	.421	0-5	.000	6-11	.545	2	4	6	0.5	6-0	4	2	0	0	0	22	1.7

### GAME-BY-GAME STATS

				Total		3-Pointers		Free throws		Rebounds										
Opponent	Date	GS	MIN	FG-FGA	PCT	3FG-3FGA	PCT	FT-FTA	PCT	OFF	DEF	TOT	AVG	PF	A	TO	BLK	STL	PTS	AVG
Loyola Maryland	11/06/2023		16:27	1-3	.333	0-0	.000	1-2	.500	1	1	2	2.0	1	2	0	0	0	3	3.0
Totals		0	16:27	1-3	.333	0-0	.000	1-2	.500	1	1	2	2.0	1	2	0	0	0	3	3.0

### Player Averages

Games Played	Minutes/game	Points/game	FG Pct	3FG Pct	FT Pct	Rebounds/game	Assists/game	Turnovers/game	Assist/Turnover ratio	Steals/game	Blocks/game
1	16.5	3.0	33.3	0.0	50.0	2.0	2.0	0.0	2.0	0.0	0.0

### MISCELLANEOUS STATS

	22-23	23-24	Total
Led UF in Scoring	0	0	0
Led UF in Rebounds	0	0	0
Led UF in Assists	0	0	0
10+ Points	0	0	0
10+ Rebounds	0	0	0
Double-Doubles	0	0	0
Dunks	0	0	0
Off. Fouls Drawn	0	0	0
Three-Point Plays	1-3	0-0	1-3

### GAME HIGHS

#### Points

2023-24	3, vs. Loyola Maryland (11/6/23)
Career	6, vs. UCF (3/15/23)

#### Rebounds

2023-24	2, vs. Loyola Maryland (11/6/23)
Career	2, 3x, last vs. Loyola Md. (11/6/23)

#### Field Goals

2023-24	1, vs. Loyola Maryland (11/6/23)
Career	2, 2x, last vs. UCF (3/15/23)

#### Field Goal Attempts

2023-24	3, vs. Loyola Maryland (11/6/23)
Career	3, 3x, last vs. Loyola Md. (11/6/23)

#### 3-Point Field Goals

2023-24/Career	---
----------------	-----

#### 3-Point FG Attempts

2023-24	---
/Career	1, 5x, last vs. UCF (3/15/23)

#### Free Throws

2023-24	1, vs. Loyola Maryland (11/6/23)
Career	2, 2x, last vs. UCF (3/15/23)

#### Free Throw Attempts

2023-24	2, vs. Loyola Maryland (11/6/23)
Career	2, 3x, last vs. Loyola Md. (11/6/23)

#### Assists

2023-24/Career	2, vs. Loyola Maryland (11/6/23)
----------------	----------------------------------

#### Steals

2023-24/Career	---
----------------	-----

#### Blocked Shots

2023-24/Career	---
----------------	-----

#### Minutes Played

2023-24/Career	16, vs. Loyola Maryland (11/6/23)
----------------	-----------------------------------

#13 Aleks Szymczyk

So. | F | 6-10 | 250 | FRANKFURT, GERMANY | GYMNASIUM MÜNCHEN-NORD

OVERVIEW

- Played in 14 games as he focused on development throughout his freshman season, stepping in for more minutes following Colin Castleton's injury.
- Big man with a solid frame to compete in the paint and a stroke that allows him to step outside.
- Brings size, physicality and basketball acumen.
- From Frankfurt, Germany, and graduated from Gymnasium München-Nord while competing with the International Basketball Academy Munich (IBAM).

2023-24 HIGHLIGHTS

- Looks to continue developing while competing for minutes in the Gators' frontcourt.
- Suffered a foot injury during preseason practice. Timetable to return is to be determined.



CAREER STATS

				Field Goals		3-Point		F-Throws		Rebounds				Scoring						
SEASON	TEAM	GP-GS	MIN/AVG	FG-FGA	FG%	3FG-3FGA	3FG%	FT-FTA	FT%	OFF	DEF	TOT	AVG	PF-FO	A	TO	BLK	STL	PTS	AVG
2022-23	UF	14-0	108/7.7	11-28	.393	4-19	.211	4-7	.571	5	13	18	1.3	15-0	3	6	1	7	30	2.1
TOTAL		14-0	108/7.7	11-28	.393	4-19	.211	4-7	.571	5	13	18	1.3	15-0	3	6	1	7	30	2.1

GAME-BY-GAME STATS

MISCELLANEOUS STATS

	22-23	23-24	Total
Led UF in Scoring	0	0	0
Led UF in Rebounds	1	0	1
Led UF in Assists	0	0	0
10+ Points	0	0	0
10+ Rebounds	0	0	0
Double-Doubles	0	0	0
Dunks	0	0	0
Off. Fouls Drawn	1	0	1
Three-Point Plays	0-1	0-0	0-1

GAME HIGHS

Points	
2023-24	---
Career	8, at Arkansas (2/18/23)
Rebounds	
2023-24	---
Career	6, at Arkansas (2/18/23)
Field Goals	
2023-24	---
Career	3, at Arkansas (2/18/23)
Field Goal Attempts	
2023-24	---
Career	7, at Arkansas (2/18/23)
3-Point Field Goals	
2023-24	---
Career	2, at Arkansas (2/18/23)
3-Point FG Attempts	
2023-24	---
Career	5, at Arkansas (2/18/23)
Free Throws	
2023-24	---
Career	2, 2x, last at Vanderbilt (2/25/23)
Free Throw Attempts	
2023-24	---
Career	4, at Vanderbilt (2/25/23)
Assists	
2023-24	---
Career	2, vs. Kentucky (2/22/23)
Steals	
2023-24	---
Career	4, at Arkansas (2/18/23)
Blocked Shots	
2023-24	---
Career	1, at Arkansas (2/18/23)
Minutes Played	
2023-24	---
Career	20, at Arkansas (2/18/23)

# #21 Alex Condon

FR. | F/C | 6-11 | 230 | PERTH, AUSTRALIA | NBA GLOBAL ACADEMY

## OVERVIEW

- Grew up a dual-sport athlete, also competing in Australian rules football, where he was considered a top prospect.
- Competed for the Centre of Excellence program in Australia, which houses the NBA Global Academy.
- Came through the same program as many other prominent Australian basketball players like Andrew Bogut, Joe Ingles, Patty Mills, Matthew Dellavadova, Dante Exum, Luc Longley and Josh Giddey.

## 2023-24 HIGHLIGHTS

- Posted 13 points in 17 minutes in his collegiate debut, knocking down the first two 3-point attempts of his career.



## CAREER STATS

				Field Goals		3-Point		F-Throws		Rebounds									Scoring	
SEASON	TEAM	GP-GS	MIN/AVG	FG-FGA	FG%	3FG-3FGA	3FG%	FT-FTA	FT%	OFF	DEF	TOT	AVG	PF-FO	A	TO	BLK	STL	PTS	AVG
2023-24	UF	1-0	17/17.3	5-8	.625	2-3	.667	1-2	.500	1	2	3	3.0	3-0	1	3	0	1	13	13.0
TOTAL		1-0	17/17.3	5-8	.625	2-3	.667	1-2	.500	1	2	3	3.0	3-0	1	3	0	1	13	13.0

## GAME-BY-GAME STATS

Opponent	Date	GS	MIN	Total		3-Pointers		Free throws		Rebounds				PF	A	TO	BLK	STL	PTS	AVG
				FG-FGA	PCT	3FG-3FGA	PCT	FT-FTA	PCT	OFF	DEF	TOT	AVG							
Loyola Maryland	11/06/2023		17:20	5-8	.625	2-3	.667	1-2	.500	1	2	3	3.0	3	1	3	0	1	13	13.0
Totals		0	17:20	5-8	.625	2-3	.667	1-2	.500	1	2	3	3.0	3	1	3	0	1	13	13.0

## Player Averages

Games Played	Minutes/ game	Points/ game	FG Pct	3FG Pct	FT Pct	Rebounds/ game	Assists/ game	Turnovers/ game	Assist/Turnover ratio	Steals/ game	Blocks/ game
1	17.3	13.0	62.5	66.7	50.0	3.0	1.0	3.0	0.3	1.0	0.0

## MISCELLANEOUS STATS

		23-24	Total
Led UF in Scoring		0	0
Led UF in Rebounds		0	0
Led UF in Assists		0	0
10+ Points		1	1
20+ Points		0	0
10+ Rebounds		0	0
Double-Doubles		0	0
Dunks		1	1
Off. Fouls Drawn		0	0
Three-Point Plays		0	0

## GAME HIGHS

### Points

2023-24/Career 13, vs. Loyola Maryland (11/6/23)

### Rebounds

2023-24/Career 3, vs. Loyola Maryland (11/6/23)

### Field Goals

2023-24/Career 5, vs. Loyola Maryland (11/6/23)

### Field Goal Attempts

2023-24/Career 8, vs. Loyola Maryland (11/6/23)

### 3-Point Field Goals

2023-24/Career 2, vs. Loyola Maryland (11/6/23)

### 3-Point FG Attempts

2023-24/Career 3, vs. Loyola Maryland (11/6/23)

### Free Throws

2023-24/Career 1, vs. Loyola Maryland (11/6/23)

### Free Throw Attempts

2023-24/Career 2, vs. Loyola Maryland (11/6/23)

### Assists

2023-24/Career 1, vs. Loyola Maryland (11/6/23)

### Steals

2023-24/Career 1, vs. Loyola Maryland (11/6/23)

### Blocked Shots

2023-24/Career ---

### Minutes Played

2023-24/Career 17, vs. Loyola Maryland (11/6/23)



# #23 Julian Rishwain

GRAD | G | 6-5 | 190 | LOS ANGELES, CALIF. | SAN FRANCISCO


### OVERVIEW

- Has scored 652 career points in four collegiate seasons, including the past three at San Francisco following his freshman season at Boston College. He brings 107 games played and 14 starts.
- A critical part of San Francisco's NCAA Tournament run in 2021-22, averaging 7.4 points and 6.3 rebounds while shooting .430 from 3-point range in 19.1 minutes per game off the bench.
- Has four 20-point games and 28 double-figure scoring outings, including a career-high 25 at BYU (2/25/21) and a notable 20-point showing in the 2022 WAC Tournament championship game vs. top-ranked Gonzaga (3/7/17).

- Twice knocked down five 3-pointers in a game and had seven other outings with four 3-point field goals.
- Played for two seasons under Todd Golden at San Francisco from 2020-22.

### 2023-24 HIGHLIGHTS

- Knocked down a 3-pointer in his Florida debut.



### CAREER STATS

				Field Goals		3-Point		F-Throws		Rebounds				Scoring							
SEASON	TEAM	GP-GS	MIN/AVG	FG-FGA	FG%	3FG-3FGA	3FG%	FT-FTA	FT%	OFF	DEF	TOT	AVG	PF-FO	A	TO	BLK	STL	PTS	AVG	
2019-20	BC	30-3	447/14.9	38-121	.314	30-90	.333	14-24	.583	5	53	58	1.9	42-1	28	36	3	19	120	4.0	
2020-21	USF	23-0	380/16.5	57-128	.445	33-90	.367	34-42	.810	15	51	66	2.9	46-1	8	17	3	17	181	7.9	
2021-22	USF	34-0	650/19.1	80-182	.440	55-128	.430	36-47	.766	19	83	102	3.0	60-1	24	29	2	21	251	7.4	
2022-23	USF	20-11	398/19.9	29-108	.269	18-74	.243	24-34	.706	8	39	47	2.4	21-0	18	18	1	14	100	5.0	
2023-24	UF	1-0	5/5.2	1-2	.500	1-2	.500	0-0	.000	0	1	1	1.0	0-0	0	0	0	0	3	3.0	
TOTAL FOR UF		1-0	5/5.2	1-2	.500	1-2	.500	0-0	.000	0	1	1	1.0	0-0	0	0	0	0	3	3.0	
TOTAL		108-14	1880/17.4	205-541	.379	137-384	.357	108-147	.735	47	227	274	2.5	169-3	78	100	9	71	655	6.1	

### GAME-BY-GAME STATS

				Total		3-Pointers		Free throws		Rebounds										
Opponent	Date	GS	MIN	FG-FGA	PCT	3FG-3FGA	PCT	FT-FTA	PCT	OFF	DEF	TOT	AVG	PF	A	TO	BLK	STL	PTS	AVG
Loyola Maryland	11/06/2023		05:14	1-2	.500	1-2	.500	0-0	.000	0	1	1	1.0	0	0	0	0	0	3	3.0
Totals		0	05:14	1-2	.500	1-2	.500	0-0	.000	0	1	1	1.0	0	0	0	0	0	3	3.0

### Player Averages

Games Played	Minutes/game	Points/game	FG Pct	3FG Pct	FT Pct	Rebounds/game	Assists/game	Turnovers/game	Assist/Turnover ratio	Steals/game	Blocks/game
1	5.2	3.0	50.0	50.0	0.0	1.0	0.0	0.0	0.0	0.0	0.0

### MISCELLANEOUS STATS

	23-24	Total
Led UF in Scoring	0	0
Led UF in Rebounds	0	0
Led UF in Assists	0	0
10+ Points	0	0
20+ Points	0	0
10+ Rebounds	0	0
Double-Doubles	0	0
Dunks	0	0
Off. Fouls Drawn	0	0
Three-Point Plays	0	0

### GAME HIGHS

Points	
2023-24/UF	3, vs. Loyola Maryland (11/6/23)
Career	25, at BYU (2/25/21)

Rebounds	
2023-24/UF	1, vs. Loyola Maryland (11/6/23)
Career	8, vs. Gonzaga (1/11/20)

Field Goals	
2023-24/UF	1, vs. Loyola Maryland (11/6/23)
Career	8, at BY (2/25/21)

Field Goal Attempts	
2023-24/UF	2, vs. Loyola Maryland (11/6/23)
Career	13, at BYU (2/25/21)

3-Point Field Goals	
2023-24/UF	1, vs. Loyola Maryland (11/6/23)
Career	5, 2x, last at Pepperdine (1/22/22)

3-Point FG Attempts	
2023-24/UF	2, vs. Loyola Maryland (11/6/23)
Career	9, 2x, last at BYU (2/25/21)

Free Throws	
2023-24/UF	---
Career	6, at Pacific (2/27/21)

Free Throw Attempts	
2023-24/UF	---
Career	7, at Pacific (2/27/21)

Assists	
2023-24/UF	---
Career	5, vs. Pepperdine (2/10/22)

Steals	
2023-24/UF	---
Career	4, vs. Pepperdine (2/10/22)

Blocked Shots	
2023-24/UF	---
Career	1, 9x, last vs. Cal Merced (11/13/22)

Minutes Played	
2023-24/UF	5, vs. Loyola Maryland (11/6/23)
Career	33, at San Diego (2/26/22)

#30 *Kajus Kublickas*

FRESHMAN | G | 6-2 | 171 | KAUNAS, LITHUANIA | ZALGIRIS II

OVERVIEW

- Point guard who brings international experience with the Lithuanian national program.
- Averaged 6.3 points, 3.1 assists, 1.7 rebounds and 1.3 steals per game in the FIBA U20 European Championship, helping Lithuania to a 4-3 record and an eighth place finish. Scored a personal-best 13 points vs. Croatia and added 12 against Slovenia.

2023-24 HIGHLIGHTS

- Made his collegiate debut in the season opener, knocking down a pair of free throws.



CAREER STATS

				Field Goals		3-Point		F-Throws		Rebounds														Scoring	
SEASON	TEAM	GP-GS	MIN	AVG	FG-FGA	FG%	3FG-3FGA	3FG%	FT-FTA	FT%	OFF	DEF	TOT	AVG	PF	FO	A	TO	BLK	STL	PTS	AVG			
2023-24	UF	1-0	2	1.7	0-0	.000	0-0	.000	2-2	1.000	0	0	0	0.0	0-0	0	0	0	0	0	2	2.0			
TOTAL		1-0	2	1.7	0-0	.000	0-0	.000	2-2	1.000	0	0	0	0.0	0-0	0	0	0	0	0	2	2.0			

GAME-BY-GAME STATS

		Total				3-Pointers		Free throws		Rebounds													
Opponent	Date	GS	MIN	FG-FGA	PCT	3FG-3FGA	PCT	FT-FTA	PCT	OFF	DEF	TOT	AVG	PF	A	TO	BLK	STL	PTS	AVG			
Loyola Maryland	11/06/2023		01:39	0-0	.000	0-0	.000	2-2	1.000	0	0	0	0.0	0	0	0	0	0	2	2.0			
Totals		0	01:39	0-0	.000	0-0	.000	2-2	1.000	0	0	0	0.0	0	0	0	0	0	2	2.0			

Player Averages

Games Played	Minutes/game	Points/game	FG Pct	3FG Pct	FT Pct	Rebounds/game	Assists/game	Turnovers/game	Assist/Turnover ratio	Steals/game	Blocks/game
1	1.7	2.0	0.0	0.0	100.0	0.0	0.0	0.0	0.0	0.0	0.0

MISCELLANEOUS STATS

		23-24	Total
Led UF in Scoring		0	0
Led UF in Rebounds		0	0
Led UF in Assists		0	0
10+ Points		0	0
20+ Points		0	0
10+ Rebounds		0	0
Double-Doubles		0	0
Dunks		0	0
Off. Fouls Drawn		0	0
Three-Point Plays		0	0

GAME HIGHS

Points	2023-24/Career	2, vs. Loyola Maryland (11/6/23)
Rebounds	2023-24/Career	---
Field Goals	2023-24/Career	---
Field Goal Attempts	2023-24/Career	---
3-Point Field Goals	2023-24/Career	---
3-Point FG Attempts	2023-24/Career	---
Free Throws	2023-24/Career	2, vs. Loyola Maryland (11/6/23)
Free Throw Attempts	2023-24/Career	2, vs. Loyola Maryland (11/6/23)
Assists	2023-24/Career	---
Steals	2023-24/Career	---
Blocked Shots	2023-24/Career	---
Minutes Played	2023-24/Career	2, vs. Loyola Maryland (11/6/23)

# Walk-Ons

## #12 Alex Klatsky

R-Sr.\* | G | 6-4 | 206 | COLTS NECK, N.J. | RANNEY SCHOOL

### OVERVIEW

- An elite shooter who can help stretch defenses and brings high-level winning experience both in high school and AAU.
- Took a developmental redshirt year in 2019-20.
- Four-year varsity starter and two-year captain, part of 104 wins in his career.

### 2023-24 HIGHLIGHTS

- Continues contributing as a scout team member in his fifth year with the program.



### CAREER STATS

				Field Goals		3-Point		F-Throws		Rebounds										Scoring	
SEASON	TEAM	GP-GS	MIN/AVG	FG-FGA	FG%	3FG-3FGA	3FG%	FT-FTA	FT%	OFF	DEF	TOT	AVG	PF-FO	A	TO	BLK	STL	PTS	AVG	
2020-21	UF	4-0	6/1.5	0-2	.000	0-2	.000	0-0	.000	0	0	0	0.0	0-0	0	0	0	1	0	0.0	
2021-22	UF	7-0	10/1.4	0-2	.000	0-2	.000	0-0	.000	1	0	1	0.1	0-0	0	0	0	0	0	0.0	
2022-23	UF	6-0	10/1.6	1-1	1.000	1-1	1.000	0-0	.000	0	0	0	0.0	0-0	0	0	0	1	3	0.5	
TOTAL		17-0	26/1.5	1-5	.200	1-5	.200	0-0	.000	1	0	1	0.1	0-0	0	0	0	2	3	0.2	

### GAME-BY-GAME STATS

## #20 Jack May


R-Jr.\* | G | 6-4 | 195 | BOCA RATON, FLA. | SAINT ANDREW'S SCHOOL

### OVERVIEW

- Brings winning experience to the Gators as a walk-on and appeared in three games at UF as a freshman.
- Helped Saint Andrew's to the 2020 3A state championship, getting a pair of key baskets and a steal in the final minutes of the game.
- Named to Palm Beach Post's All-County second team for small schools, averaging 10.6 points per game as a senior.
- His father, FAU head coach Dusty May, was on Mike White's staff at Florida from 2015-18.

### 2023-24 HIGHLIGHTS

- A fourth-year player who already holds his bachelor's degree and is pursuing a master's in management.



### CAREER STATS

				Field Goals		3-Point		F-Throws		Rebounds										Scoring	
SEASON	TEAM	GP-GS	MIN/AVG	FG-FGA	FG%	3FG-3FGA	3FG%	FT-FTA	FT%	OFF	DEF	TOT	AVG	PF-FO	A	TO	BLK	STL	PTS	AVG	
2020-21	UF	3-0	3/0.9	0-0	.000	0-0	.000	0-0	.000	0	1	1	0.3	1-0	0	0	0	0	0	0.0	
2022-23	UF	6-0	8/1.3	1-2	.500	0-0	.000	0-0	.000	1	0	1	0.2	2-0	0	1	0	0	2	0.3	
TOTAL		9-0	10/1.1	1-2	.500	0-0	.000	0-0	.000	1	1	2	0.2	3-0	0	1	0	0	2	0.2	

### GAME-BY-GAME STATS

# Walk-Ons

## #22 Bennett Andersen

SENIOR | G | 6-2 | 190 | TAMPA, FLA. | JESUIT HS

### OVERVIEW

- A three-year manager for the Florida men's basketball program who joined the roster as a walk-on in Summer 2023.
- Was a three-time intramural men's basketball champion at Florida while on the manager's staff.
- A member of the Hillsborough County All-Star team in high school

### 2023-24 HIGHLIGHTS

- Provides depth while serving as a member of the scout team.



### CAREER STATS

### GAME-BY-GAME STATS

## #33 Cooper Josefsberg

FRESHMAN | G | 6-4 | 195 | MIAMI, FLA. | RIVIERA PREP

### OVERVIEW

- Guard who comes to UF as a walk-on out of Miami.
- Brings winning experience, helping Riviera Prep to a 3A state championship, the first in school history.

### 2023-24 HIGHLIGHTS

- Begins his collegiate career with the Gators, providing depth and serving on the scout team.



### CAREER STATS

### GAME-BY-GAME STATS

# 2023-24 Box Scores



Official Basketball Box Score - Final  
**Loyola Maryland at Florida**  
11/06/23 Exactech Arena at Stephen C. O'Connell Center, Gainesville  
2023-24 Men's Basketball

Game Time: 8:00 PM  
Game Duration: 1:50  
Attendance: 7,023

Officials: Don Daly, Owen Shortt, R.B. Clyburn

Loyola Maryland - 73

Record: 0-1

NO.	Name	Min	FG		3P		FT		Rebounds			Fouls		TP	AS	TO	ST	Blocks			+/-
			M-A	M-A	M-A	M-A	OR	DR	TOT	PF	FD	PF	FD					BS	BA	BA	
4	Alonso Faure	F 17:32	2-6	0-0	0-0	0	4	4	3	0	4	0	3	0	0	3	0	0	1	1	-11
11	Milos Ilic	F 21:15	2-5	0-2	1-2	1	3	4	5	1	5	0	2	1	0	2	1	1	0	1	-11
0	D'Angelo Stines	G 24:49	5-12	3-7	0-0	1	1	2	3	0	13	3	0	0	0	0	0	0	1	1	-16
12	Deon Perry	G 32:42	1-9	1-6	0-1	1	3	4	2	3	3	4	3	2	0	1	0	1	0	1	-31
15	Tyson Commander	G 32:28	7-13	1-4	0-0	2	2	4	0	1	15	3	2	0	0	0	0	0	0	0	-19
20	Chris Kuzemka	23:57	3-3	2-2	0-0	0	0	0	2	1	8	1	0	1	0	1	0	0	0	4	
10	Golden Dike	22:28	5-5	0-0	6-8	2	4	6	3	8	16	2	1	1	1	1	0	0	0	0	-9
23	David Brown III	17:16	2-5	2-5	2-2	0	2	2	3	1	8	0	3	1	0	0	0	0	0	0	-8
22	Samuel Gibbs	04:35	0-0	0-0	0-0	0	1	1	0	0	0	0	0	0	0	0	0	0	0	0	3
3	Jordan Stiemke	01:29	0-0	0-0	1-2	1	0	1	0	1	1	0	0	0	0	0	0	0	0	0	-1
21	Charlie Weisberg	01:29	0-1	0-0	0-0	0	0	0	1	0	0	0	0	0	0	0	0	0	0	0	-1
Team							0	1	1			0			1						
Totals			27:59	9-26	10-15	8	21	29	22	16	73	13	15	6	2	3	2	0	3	3	-20

Technical Fouls: NONE

Shooting By Period			
1 <sup>st</sup>	FG%	12-31	38.7%
	3PT%	4-14	28.6%
	FT%	2-2	100%
2 <sup>nd</sup>	FG%	15-28	53.6%
	3PT%	5-12	41.7%
	FT%	8-13	61.5%
GM	FG%	27-59	45.8%
	3PT%	9-26	34.6%
	FT%	10-15	66.7%
Dead Ball Rebounds: 3, 0			

Florida - 93

Record: 1-0

NO.	Name	Min	FG		3P		FT		Rebounds			Fouls		TP	AS	TO	ST	Blocks			+/-
			M-A	M-A	M-A	M-A	OR	DR	TOT	PF	FD	PF	FD					BS	BA	BA	
4	Tyrese Samuel	F 25:31	5-9	0-1	5-10	3	5	8	1	5	15	3	1	0	0	1	0	0	1	1	23
3	Micah Handlogten	C 21:05	7-8	2-2	0-1	3	3	6	2	2	16	0	1	1	1	0	0	1	0	7	
1	Walter Clayton Jr.	G 32:55	4-9	1-2	0-3	2	6	8	3	3	9	5	2	3	1	1	1	1	0	21	
2	Riley Kugel	G 33:47	10-15	0-3	3-4	0	3	3	1	4	23	4	2	6	1	0	0	33			
5	Will Richard	G 29:58	1-4	0-3	1-2	0	1	1	1	2	3	2	1	0	0	0	0	2			
21	Alex Condon	17:20	5-8	2-3	1-2	1	2	3	3	1	13	1	3	1	0	0	0	8			
10	Thomas Haugh	16:04	2-4	0-0	2-4	1	2	3	4	3	6	0	0	0	0	0	0	2			
11	Denzel Aberdeen	16:27	1-3	0-0	1-2	1	1	2	1	1	3	2	0	0	0	0	0	6			
23	Julian Rishwain	05:14	1-2	1-2	0-0	0	1	1	0	0	3	0	0	0	0	0	0	0	0	0	-3
30	Kajus Kubickas	01:39	0-0	0-0	2-2	0	0	0	0	1	2	0	0	0	0	0	0	0	0	1	
Team							2	2	4			0			1						
Totals			36:42	6-16	15-30	13	26	39	16	22	93	17	11	11	3	2	20				

Technical Fouls: NONE

Shooting By Period			
1 <sup>st</sup>	FG%	14-27	51.9%
	3PT%	4-11	36.4%
	FT%	10-16	62.5%
2 <sup>nd</sup>	FG%	22-35	62.9%
	3PT%	2-5	40.0%
	FT%	5-14	35.7%
GM	FG%	36-62	58.1%
	3PT%	6-16	37.5%
	FT%	15-30	50.0%
Dead Ball Rebounds: 7, 0			

	LMU	UF
Biggest lead	0 (1 <sup>st</sup> 20:00)	26 (2 <sup>nd</sup> 12:38)
Best Scoring Run	7 (2 <sup>nd</sup> 11:02)	16 (1 <sup>st</sup> 14:13)
Lead Changes	0	
Times Tied	0	
Time with Lead	00:00	39:06

Points from	LMU	UF
Turnovers	12	21
Paint	34	54
Second Chance	9	10
Fast Breaks	8	22
Bench	33	27

Period by Period Scoring			
	1st	2nd	TOT
LMU	30	43	73
UF	42	51	93





# 2023-24 Florida Men's Basketball Combined Team Statistics All games

Page 1/1  
as of Nov 07, 2023

## Game Records

Record	Overall	Home	Away	Neutral
ALL GAMES	1-0	1-0	0-0	0-0
CONFERENCE	0-0	0-0	0-0	0-0
NON-CONFERENCE	1-0	1-0	0-0	0-0

## Score by Periods

Team	1st	2nd	OT	TOT
Florida	42	51	0	93
Opponents	30	43	0	73

## Team Box Score

No.	Player				Total		3-Point		F-Throw		Rebounds													
		GP-GS	MIN	AVG	FG-FGA	FG%	3FG-3FGA	3FG%	FT-FTA	FT%	OFF	DEF	TOT	AVG	PF	DQ	A	TO	BLK	STL	PTS	AVG		
2	KUGEL, Riley	1-1	33:47	33.8	10-15	.667	0-3	.000	3-4	.750	0	3	3	3.0	1	0	4	2	1	6	23	23.0		
3	HANDLOGTEN, Micah	1-1	21:05	21.1	7-8	.875	2-2	1.000	0-1	.000	3	3	6	6.0	2	0	0	1	1	1	16	16.0		
4	SAMUEL, Tyrese	1-1	25:31	25.5	5-9	.556	0-1	.000	5-10	.500	3	5	8	8.0	1	0	3	1	0	0	15	15.0		
21	CONDON, Alex	1-0	17:20	17.3	5-8	.625	2-3	.667	1-2	.500	1	2	3	3.0	3	0	1	3	0	1	13	13.0		
1	CLAYTON JR., Walter	1-1	32:55	32.9	4-9	.444	1-2	.500	0-3	.000	2	6	8	8.0	3	0	5	2	1	3	9	9.0		
10	HAUGH, Thomas	1-0	16:04	16.1	2-4	.500	0-0	.000	2-4	.500	1	2	3	3.0	4	0	0	0	0	0	6	6.0		
23	RISHWAIN, Julian	1-0	05:14	5.2	1-2	.500	1-2	.500	0-0	.000	0	1	1	1.0	0	0	0	0	0	0	3	3.0		
11	ABERDEEN, Denzel	1-0	16:27	16.5	1-3	.333	0-0	.000	1-2	.500	1	1	2	2.0	1	0	2	0	0	0	3	3.0		
5	RICHARD, Will	1-1	29:58	30.0	1-4	.250	0-3	.000	1-2	.500	0	1	1	1.0	1	0	2	1	0	0	3	3.0		
30	KUBLICKAS, Kajus	1-0	01:39	1.7	0-0	.000	0-0	.000	2-2	1.000	0	0	0	0.0	0	0	0	0	0	0	2	2.0		
Team											2	2	4				1							
Total		1	200		36-62	.581	6-16	.375	15-30	.500	13	26	39	39.0	16	0	17	11	3	11	93	93.0		
Opponents		1	200		27-59	.458	9-26	.346	10-15	.667	8	21	29	29.0	22	1	13	15	2	6	73	73.0		

## Team Statistics

	UF	OPP
Scoring	93	73
Points per game	93.0	73.0
Scoring margin	+20.0	-
Field goals-att	36-62	27-59
Field goal pct	.581	.458
3 point fg-att	6-16	9-26
3-point FG pct	.375	.346
3-pt FG made per game	6.0	9.0
Free throws-att	15-30	10-15
Free throw pct	.500	.667
F-Throws made per game	15.0	10.0
Rebounds	39	29
Rebounds per game	39.0	29.0
Rebounding margin	+10.0	-
Assists	17	13
Assists per game	17.0	13.0
Turnovers	11	15
Turnovers per game	11.0	15.0
Turnover margin	+4.0	-
Assist/turnover ratio	1.5	0.9
Steals	11	6
Steals per game	11.0	6.0
Blocks	3	2
Blocks per game	3.0	2.0
Winning streak	1	-
Home win streak	1	-
Attendance	7023	0
Home games-Avg/Game	1-7023	0-0
Neutral site-Avg/Game	-	0-0

## Team Results

Date	Opponent		Score	Att.
11/06/2023	Loyola Maryland	W	93-73	7023



2023-24 Florida Men's Basketball  
Category Leaders  
All games

Page 1/3  
as of Nov 07, 2023

### Points

##	Player	G	Pts	Pts/G
2	Kugel, Riley	1	23	23.0
3	Handlogten, Micah	1	16	16.0
4	Samuel, Tyrese	1	15	15.0
21	Condon, Alex	1	13	13.0
1	Clayton Jr., Walter	1	9	9.0
10	Haugh, Thomas	1	6	6.0
23	Rishwain, Julian	1	3	3.0
11	Aberdeen, Denzel	1	3	3.0
5	Richard, Will	1	3	3.0
30	Kublickas, Kajus	1	2	2.0

### Scoring Average

##	Player	G	Pts	Pts/G
2	Kugel, Riley	1	23	23.0
3	Handlogten, Micah	1	16	16.0
4	Samuel, Tyrese	1	15	15.0
21	Condon, Alex	1	13	13.0
1	Clayton Jr., Walter	1	9	9.0
10	Haugh, Thomas	1	6	6.0
23	Rishwain, Julian	1	3	3.0
11	Aberdeen, Denzel	1	3	3.0
5	Richard, Will	1	3	3.0
30	Kublickas, Kajus	1	2	2.0

### Field Goal Percentage

##	Player	FG	Att	Pct
3	Handlogten, Micah	7	8	.875
2	Kugel, Riley	10	15	.667
21	Condon, Alex	5	8	.625
4	Samuel, Tyrese	5	9	.556
10	Haugh, Thomas	2	4	.500
23	Rishwain, Julian	1	2	.500
1	Clayton Jr., Walter	4	9	.444
11	Aberdeen, Denzel	1	3	.333
5	Richard, Will	1	4	.250

### Field Goal Attempts

##	Player	G	Att	Att/G
2	Kugel, Riley	1	15	15.0
4	Samuel, Tyrese	1	9	9.0
1	Clayton Jr., Walter	1	9	9.0
3	Handlogten, Micah	1	8	8.0
21	Condon, Alex	1	8	8.0

### Field Goals Made

##	Player	G	Made	Made/G
2	Kugel, Riley	1	10	10.0
3	Handlogten, Micah	1	7	7.0
4	Samuel, Tyrese	1	5	5.0
21	Condon, Alex	1	5	5.0
1	Clayton Jr., Walter	1	4	4.0

### 3-Point FG Percentage

##	Player	3FG	Att	Pct
3	Handlogten, Micah	2	2	1.000
21	Condon, Alex	2	3	.667
1	Clayton Jr., Walter	1	2	.500
23	Rishwain, Julian	1	2	.500

### 3-Point FG Attempts

##	Player	G	Att	Att/G
2	Kugel, Riley	1	3	3.0
21	Condon, Alex	1	3	3.0
5	Richard, Will	1	3	3.0
3	Handlogten, Micah	1	2	2.0
1	Clayton Jr., Walter	1	2	2.0

### 3-Point FG Made

##	Player	G	Made	Made/G
3	Handlogten, Micah	1	2	2.0
21	Condon, Alex	1	2	2.0
1	Clayton Jr., Walter	1	1	1.0
23	Rishwain, Julian	1	1	1.0



2023-24 Florida Men's Basketball  
Category Leaders  
All games

Page 2/3  
as of Nov 07, 2023

### Free Throw Percentage

##	Player	Made	Att	Pct
30	Kublickas, Kajus	2	2	1.000
2	Kugel, Riley	3	4	.750
4	Samuel, Tyrese	5	10	.500
21	Condon, Alex	1	2	.500
10	Haugh, Thomas	2	4	.500
11	Aberdeen, Denzel	1	2	.500
5	Richard, Will	1	2	.500

### Free Throw Attempts

##	Player	G	Att	Att/G
4	Samuel, Tyrese	1	10	10.0
2	Kugel, Riley	1	4	4.0
10	Haugh, Thomas	1	4	4.0
1	Clayton Jr., Walter	1	3	3.0
21	Condon, Alex	1	2	2.0

### Free Throws Made

##	Player	G	Made	Made/G
4	Samuel, Tyrese	1	5	5.0
2	Kugel, Riley	1	3	3.0
10	Haugh, Thomas	1	2	2.0
30	Kublickas, Kajus	1	2	2.0
21	Condon, Alex	1	1	1.0

### Rebounds

##	Player	G	Reb	Reb/G
4	Samuel, Tyrese	1	8	8.0
1	Clayton Jr., Walter	1	8	8.0
3	Handlogten, Micah	1	6	6.0
2	Kugel, Riley	1	3	3.0
21	Condon, Alex	1	3	3.0

### Assists

##	Player	G	Ast	Ast/G
1	Clayton Jr., Walter	1	5	5.0
2	Kugel, Riley	1	4	4.0
4	Samuel, Tyrese	1	3	3.0
11	Aberdeen, Denzel	1	2	2.0
5	Richard, Will	1	2	2.0

### Rebounds Average

##	Player	G	Reb	Reb/G
4	Samuel, Tyrese	1	8	8.0
1	Clayton Jr., Walter	1	8	8.0
3	Handlogten, Micah	1	6	6.0
2	Kugel, Riley	1	3	3.0
21	Condon, Alex	1	3	3.0

### Steals

##	Player	G	Stl	Stl/G
2	Kugel, Riley	1	6	6.0
1	Clayton Jr., Walter	1	3	3.0
3	Handlogten, Micah	1	1	1.0
21	Condon, Alex	1	1	1.0

### Offensive Rebounds

##	Player	G	OReb	OReb/G
3	Handlogten, Micah	1	3	3.0
4	Samuel, Tyrese	1	3	3.0
1	Clayton Jr., Walter	1	2	2.0
21	Condon, Alex	1	1	1.0
10	Haugh, Thomas	1	1	1.0

### Blocked Shots

##	Player	G	Blk	Blk/G
2	Kugel, Riley	1	1	1.0
3	Handlogten, Micah	1	1	1.0
1	Clayton Jr., Walter	1	1	1.0

### Defensive Rebounds

##	Player	G	DReb	DReb/G
1	Clayton Jr., Walter	1	6	6.0
4	Samuel, Tyrese	1	5	5.0
2	Kugel, Riley	1	3	3.0
3	Handlogten, Micah	1	3	3.0
21	Condon, Alex	1	2	2.0

### Minutes

##	Player	G	Min	Min/G
2	Kugel, Riley	1	34	33:47
1	Clayton Jr., Walter	1	33	32:55
5	Richard, Will	1	30	29:58
4	Samuel, Tyrese	1	26	25:31
3	Handlogten, Micah	1	21	21:05



2023-24 Florida Men's Basketball  
Team Game-by-Game  
All games

Page 1/1  
as of Nov 07, 2023

				Total		3-Pointers		Free throws		Rebounds											
Opponent	Date	Score		FG-FGA	PCT	3FG-3FGA	PCT	FT-FTA	PCT	OFF	DEF	TOT	AVG	PF	A	TO	BLK	STL	PTS	AVG	
Loyola Maryland	11/06/2023	93-73	W	36-62	.581	6-16	.375	15-30	.500	13	26	39	39.0	16	17	11	3	11	93	93.0	
Total		93		36-62	.581	6-16	.375	15-30	.500	13	26	39	39.0	16	17	11	3	11	93	93.0	
Opponents		73		27-59	.458	9-26	.346	10-15	.667	8	21	29	29.0	22	13	15	2	6	73	73.0	

Florida Averages

Games Played	Points/game	FG Pct	3FG Pct	FT Pct	Rebounds/game	Assists/game	Turnovers/game	Assist/Turnover ratio	Steals/game	Blocks/game
1	93.0	58.1	37.5	50.0	39.0	17.0	11.0	1.5	11.0	3.0



2023-24 Florida Men's Basketball  
Opponents Game-by-Game  
All games

Page 1/1  
as of Nov 07, 2023

				Total		3-Pointers		Free throws		Rebounds											
Opponent	Date	Score		FG-FGA	PCT	3FG-3FGA	PCT	FT-FTA	PCT	OFF	DEF	TOT	AVG	PF	A	TO	BLK	STL	PTS	AVG	
Loyola Maryland	11/06/2023	93-73	W	27-59	.458	9-26	.346	10-15	.667	8	21	29	29.0	22	13	15	2	6	73	73.0	
Total		73		27-59	.458	9-26	.346	10-15	.667	8	21	29	29.0	22	13	15	2	6	73	73.0	
Florida		93		36-62	.581	6-16	.375	15-30	.500	13	26	39	39.0	16	17	11	3	11	93	93.0	

Opponents Averages

Games Played	Points/game	FG Pct	3FG Pct	FT Pct	Rebounds/game	Assists/game	Turnovers/game	Assist/Turnover ratio	Steals/game	Blocks/game
1	73.0	45.8	34.6	66.7	29.0	13.0	15.0	0.9	6.0	2.0





2023-24 Florida Men's Basketball  
Points-rebounds-assists  
All games

Page 1/1  
as of Nov 07, 2023

Opponent	Date	Score		1 CLAYTON JR	2 KUGEL,RILE	3 HANDLOGTEN	4 SAMUEL, TYR	5 RICHARD, WI	10 HAUGH, THOM	11 ABERDEEN, D	21 CONDON, ALE	23 RISHWAIN, J	30 KUBLICKAS,
Loyola Maryland	11/06/2023	93-73	W	9-8-5	23-3-4	16-6-0	15-8-3	3-1-2	6-3-0	3-2-2	13-3-1	3-1-0	2-0-0