



VIRGINIATM

VIRGINIA ATHLETICS MEDIA RELATIONS
 295 Massie Road, Room 154
 Charlottesville, VA 22904
Men's Basketball Contact: Erich Bacher
O: (434) 982-5530 **C:** (720) 318-5538
E-mail: bacher@virginia.edu
Web: VirginiaSports.com
Twitter: @UVAMensHoops, @ErichJBacher

25 NCAA TOURNAMENT APPEARANCES · 2019 NCAA CHAMPIONS · 3 NCAA FINAL FOURS · 11 ALL-AMERICANS · 27 ALL-ACC FIRST TEAM SELECTIONS

GAME INFORMATION

Date/Time: Tuesday, Dec. 5, 2023 / 7 p.m.
Site: Charlottesville, Va./John Paul Jones Arena (14,623)
TV: ACCNX; **Online:** WatchESPN.com
 Corey Spector (pxp), Mack McCarthy (analyst)
Radio: Virginia Sports Radio Network
 John Freeman & Jimmy Miller
Satellite Radio: SiriusXM (81, XM App (https://siriusxm.us/SXM81)
Live Stats: VirginiaSports.com
Twitter: @UVAMensHoops
Virginia vs. NCCU: 1-0
Charlottesville: 1-0; **Durham:** 0-0; **Neutral:** 0-0
First Meeting: Nov. 7, 2022 (UVA 73, NCCU 61)
Last Meeting: Nov. 7, 2022 (UVA 73, NCCU 61)
Winning Streak: Virginia, 1 game



[RV/23] VIRGINIA CAVALIERS (7-1, 1-0 ACC)

Head Coach: Tony Bennett (Green Bay, 1992)
 Virginia: 348-126 (15th season), Career: 417-159 (18th season)

NORTH CAROLINA CENTRAL EAGLES (4-5)

Head Coach: Levelle Moton (NCCU, 1996)
 Record at NCCU: 250-189 (15th season), Career: Same

FOR OPENERS

- Virginia has a three-game winning streak and ranks second in the nation in scoring defense at 54 points per game.
- The Cavaliers meet the Eagles for the second time.
- UVA is 6-1 in non-conference action and 5-0 at JPI.
- UVA is 95-10 at home in non-league play under Tony Bennett.
- UVA meets its first of two MEAC opponents (NCCU and Morgan State).

HOW ARE THESE CAVALIERS?

- We play defense, take quality shots, pass the basketball, limit turnovers and transition points, rebound and play more defense.
- UVA returns one starter - Reece Beekman (12.0 ppg, 6.0 apg, 3.0 rpg & 2.6 spg) - from last season's ACC regular-season champion and NCAA tournament team that finished 25-8.
- Beekman, who earned All-ACC third-team honors last season, needs 42 steals to pass Othell Wilson (222 steals from 1981-84) for first all-time at UVA.
- Ryan Dunn (9.8 ppg) leads the team in rebounding (6.4 rpg), steals (2.8 spg) and blocked shots (2.8 bpg).
- Isaac McKneely (11.6 ppg) leads the team in 3-pointers (19) and 3-point percentage (54.3%).
- McKneely averaged 6.7 points and shot a team-best 39.2 percent from 3-point range last year, while Dunn tallied 2.6 points and 2.9 rebounds in 12.9 minutes per game.
- Jake Groves (8.5 ppg), Andrew Rohde (7.4 ppg), Leon Bond III (6.5 ppg, 3.6 rpg, 53.5% FG), Blake Buchanan (4.8 ppg, 3.3 rpg), Dante Harris (3.5 ppg, 2.5 rpg), Elijah Gertrude (3.0 ppg), Taine Murray (3.3 ppg, 50% 3FG) and Jordan Minor (1.4 ppg, 1.6 rpg) are main contributors.
- Gertrude had his redshirt lifted against Texas A&M.
- UVA is shooting 45.4 percent from the field, 38.8 percent from 3-point range and 69.4 percent from the free throw line.
- UVA has committed just 70 turnovers and has 1.71 assist/turnover ratio.

ALL-TIME VS. NCCU

- UVA is 1-0 all-time against NCCU, posting a 73-61 win in the season-opener last season.

LAST TIME VS. NCCU

- Armaan Franklin scored a game-high 21 points to lead then-No. 18 Virginia to a 73-61 win over North Carolina Central in the season-opener on Nov. 7 at John Paul Jones Arena.
- Franklin shot 5 of 9 from the field, including 4 of 7 from 3-point range, and 7 of 8 from the free throw line.
- UVA's 11 made 3-pointers (25 attempts) were its most since making 11 vs. Syracuse in the 2021 ACC Tournament.
- Virginia relinquished its 16-point first half lead in the second half as NC Central used a 10-0 run to gain a 44-43 lead.
- The Cavaliers outscored the Eagles 30-17 to gain the win.
- Kadin Shedrick, Reece Beekman and Francisco Caffaro each added 10 points.
- Justin Wright led NC Central with 20 points.

HOOPS IN THE NATIONAL RANKINGS

- UVA ranks first second nationally in scoring defense (54.0 ppg), third in field goal percentage defense (35.4), eighth in turnovers per game (8.8), ninth in blocks per game (6.2), 10th in fouls per game (13.5), 11th in turnover margin (6.0), 17th in assist/turnover ratio (1.71), 20th in 3-point percentage defense (26.9) and 30th in 3-point percentage (38.8).

LAST TIME OUT

- Isaac McKneely scored a career-high 22 points to lead Virginia to an 84-62 win over Syracuse in its ACC opener on Dec. 2.
- McKneely drilled a career-best six 3-pointers on eight attempts.
- Reece Beekman added 13 points and eight assists, and spearheaded UVA's defense that limited Syracuse's Judah Mintz to five points on 2 of 8 shooting.
- Andrew Rohde chipped in 10 points in UVA's 16th consecutive ACC-opening win.
- UVA out-rebounded the Orange 33-27 and forced 14 turnovers.
- UVA had season highs in 3-pointers (12) and field goal percentage (54.5%).
- JJ Starling led Syracuse with 16 points.

STOCK UP

- UVA has totaled 123 stocks (73 steals + 50 blocks).
- UVA is averaging a school-record 15.5 stocks per game (6.3 blocks and 9.2 steals) since 1976 when steals and blocks were first recorded at Virginia and 1985-86 when recognized by the NCAA.
- The school-record for stocks in a season is 13.77 in 1998-99.
- UVA is on pace to break school records for blocks (5.53 bpg in 1979-80) and steals (8.77 spg in 1999-2000).
- UVA averaged 11.1 stocks per game last season (6.8 steals + 4.3 blocks).
- Ryan Dunn leads UVA with 44 stocks, ranking seventh nationally in blocks (2.8 bpg) and 12th in steals (2.8 spg).
- Dunn is the lone player in NCAA Division I ranked in the top 50 in both steals and blocks.
- Reece Beekman ranks 18th in steals with Dunn at 2.6 per game.
- Beekman also ranks 12th in assist/turnover ratio at 4.36.

ABOUT THE 2023-24 SCHEDULE

- Six of Virginia's opponents are ranked in the AP Top-25 pre-season poll (North Carolina, Miami, Texas A&M, Duke, Wisconsin, and Clemson), while Georgia Tech received votes.

2023-24 SCHEDULE/RESULTS - 7-1, 0-0 ACC

Date	Opponent	TV	Time/Result
Nov. 6	[RV] Tarleton State	ACCNX	W, 80-50
Nov. 10	[RV] vs. Florida (RV) #	ACCN	W, 73-70
Nov. 14	[RV] N.C. A&T	ACCNX	W, 80-51
Nov. 16	[RV] Texas Southern	ACCN	W, 62-33
Nov. 20	[24] vs. Wisconsin \$	FS1	L, 65-41
Nov. 22	[24] vs. West Virginia \$	FS1	W, 56-54
Nov. 29	[RV] Texas A&M (14) %	ESPN2	W, 59-47
Dec. 2	[RV] Syracuse *	ESPN2	W, 84-62
Dec. 5	[RV] NCCU	ACCNX	7 p.m.
Dec. 16	Northeastern	ACCN	6 p.m.
Dec. 19	at Memphis	ESPN2	7 p.m.
Dec. 27	Morgan State	ACCN	7 p.m.
Dec. 30	at Notre Dame *	ACCN	Noon
Jan. 3	Louisville *	ESPN/2/U	7 p.m.
Jan. 6	at NC State *	ACCN	2 p.m.
Jan. 13	at Wake Forest *	ESPN2	2 p.m.
Jan. 17	Virginia Tech *	ESPN/2/U	7 p.m.
Jan. 20	at Georgia Tech *	ACCN	6 p.m.
Jan. 24	NC State *	ACCN	7 p.m.
Jan. 27	at Louisville *	The CW	Noon
Jan. 31	Notre Dame *	ESPN/2/U	7 p.m.
Feb. 3	at Clemson *	ESPN/2	2 p.m.
Feb. 5	Miami *	ESPN	7 p.m.
Feb. 10	at Florida State *	The CW	7:45 p.m.
Feb. 13	Pittsburgh *	ACCN	7 p.m.
Feb. 17	Wake Forest *	ESPN/2/U	Noon
Feb. 19	at Virginia Tech *	ESPN	7 p.m.
Feb. 24	North Carolina *	ESPN/2	2/4 p.m.
Feb. 28	at Boston College *	ESPN/2/U	9 p.m.
Mar. 2	at Duke *	ESPN	6 p.m.
Mar. 9	Georgia Tech *	ACCN	8 p.m.
Mar. 12-16	ACC Tournament **	Washington, D.C.	

Home games in Bold

All times Eastern
 # - Hall of Fame Series, Charlotte, N.C.
 \$ - Fort Myers Tip-Off, Fort Myers, Fla.
 % - ACC-SEC Challenge
 * - ACC Game

PRONUNCIATION GUIDE

Andrew Rohde Roadie

VIRGINIA'S STARTING LINEUP VS. SYRACUSE (12/2/23)

Pos.	No.	Player (Hometown)	Yr.	Ht.	Wt.	PPG	RPG	NOTES
G	2	Reece Beekman (Milwaukee, Wis.)	Sr.	6-3	194	12.0	6.0(a)	48 assists, 11 turnovers and 2.6 steals per game
G	4	Andrew Rohde (Milwaukee, Wis.)	So.	6-6	202	7.4	2.9	Season-high 13 PTS vs. TAMU; 10+ PTS in last 2 games
G	11	Isaac McKneely (Poca, W.Va.)	So.	6-4	188	11.6	3.3	54.3 3FG% (19 of 35); 2+ 3-pointers in 6 games
G	13	Ryan Dunn (Freeport, N.Y.)	Fr.	6-8	216	9.8	6.4	44 stocks (22 steals + 22 blocks); 12+ PTS in 4 of last 6 games
F	34	Jake Groves (Spokane, Wash.)	Gr.	6-9	211	8.5	2.6	45.8 3FG% (11 of 24); 9+ pts in 4 games; 12p vs. TAMU
OFF THE BENCH								
F	0	Blake Buchanan (C'oeur d'Alene, Idaho)	Fr.	6-11	225	4.8	3.3	18 PTS, 7 REB, 10 of 16 FTs vs. Florida; Started 4 games
G	1	Dante Harris (Washington, D.C.)	R-Jr.	6-0	171	3.5	2.5	Missed past two games with an ankle injury
G/F	35	Leon Bond III (Wauwatosa, Wis.)	R-Fr.	6-5	200	6.5	3.6	12p, 9r, vs. TSU; 16p, 3r, vs. NC A&T; 8p, 7r vs. WVU; 58.3% FG
G	10	Taine Murray (Auckland, N.Z.)	Jr.	6-5	208	3.3	1.0	7 PTS vs. Syracuse & NC A&T; 6 PTS vs. Tarleton State; 11.8 mppg
F	22	Jordan Minor (Kingston, Mass.)	Gr.	6-8	242	1.4	1.6	6 PTS, 2 REB vs. NC A&T; 6.8 mppg
G	12	Elijah Gertrude (Jersey City, N.J.)	Fr.	6-4	185	3.0	1.0	6 PTS, 2 STL vs. Syracuse; Collegiate debut vs. TAMU

VIRGINIA HEAD COACH TONY BENNETT

- Dean and Markel Families Head Men's Basketball Coach Tony Bennett has a 348-126 (.734) mark in 15 seasons at UVA and 417-159 (.724) career mark in 18 seasons as a head coach.
 - Bennett passed Terry Holland (326-173, 16 seasons) as UVA's all-time winningest coach with the win over Syracuse (1/7/23).
 - Bennett recorded his 400th career win at Wake Forest (1/21/23).
 - Bennett has guided the Cavaliers to six ACC regular-season titles (2014, 2015, 2018, 2019, 2021, 2023), two ACC Tournament titles (2014 and 2018) and one NCAA national championship (2019).
 - The three-time National (2007, 2015 and 2018) and four-time ACC Coach of the Year (2014, 2015, 2018 and 2019) guided UVA to its 11th consecutive postseason berth in 2022-23.
 - In 2018-19, Bennett led the Cavaliers to their first NCAA national championship, a share of their ninth ACC regular-season title and a school-record 35 wins.
 - Bennett is the third coach in ACC men's basketball history to lead his program to 12-straight winning conference seasons, joining North Carolina's Dean Smith (33) and Duke's Mike Krzyzewski (13).
 - He has led UVA to outright ACC regular-season and tournament championships in the same season two times (2014 and 2018).
 - Bennett is the fifth coach in ACC history to win at least three outright ACC regular-season titles (Frank McGuire, Dean Smith, Mike Krzyzewski and Roy Williams).
 - UVA is 177-75 (.702) in ACC play (101-25 at home & 76-50 away), 198-38 (.839) at home and 171-51 (.770) in non-conference action (95-10 at JPJ) under Bennett.
 - Bennett ranks fourth all-time in winning percentage (.702) among ACC head coaches with 100 or more ACC wins.
- THERE'S NO PLACE LIKE HOME**
- UVA is 236-54 (.814), including a 5-0 mark in 2023-24, in 18 seasons at John Paul Jones Arena.
 - The Cavaliers finished 15-1 and 10-0 at home in ACC league play last season for the first time since the ACC expanded to a 20-game schedule.
 - UVA is 198-38 (.839), including a 163-23 (.876) mark the past 12 seasons, at JPJ under Bennett.
 - UVA has an ACC-leading 89 wins in league home games over the past 11 seasons. Duke is second at 87.
 - UVA has won 10+ home games for 13 straight seasons.

OUR DEFENSE NEVER RESTS

- UVA ranks second nationally in scoring defense at 54.0 ppg.
- The Cavaliers have ranked sixth nationally in scoring defense in each of the past three seasons.
- UVA has limited its opponents to 35.4 percent field goal shooting, including 26.9 percent from 3-point range.
- The Cavaliers have forced six shot clock violations and have averaged 27.6 shot clock violations since 2018-19.
- UVA has been out-rebounded in four contests, but is 3-1 in those games.
- UVA is 4-0 when outrebounding its opponents and has limited each of its eight foes to less than 50 percent shooting.
- Bennett-coached teams have led the nation in scoring defense seven times and finished in the top-five nationally 11 times.

UVA VS. RANKED OPPONENTS

- UVA is 52-45 against ranked foes in the Tony Bennett era.
- UVA is 1-0 vs. ranked opponents in 2023-24, recording a win against No. 14 Texas A&M.
- UVA's 11 ranked wins in 2018-19 marked a school record.
- UVA is 164-338 vs. ranked opponents since 1953-54.
- UVA is 1-31 all-time vs. No. 1-ranked opponents (86-73 win vs. No. 1 North Carolina on Jan. 30, 1986).

SUPER 70s AND AWESOME 80s

- Virginia is 161-11 all-time when scoring 70 or more points under Tony Bennett.
- UVA is 4-0 when scoring 70 or more points in 2023-24.
- Virginia is 49-1 all-time under when scoring 80 or more points (3-0 in 2023-24) under Bennett with their lone loss a 93-81 setback at North Carolina in 2012-13.
- Bennett was 4-0 when scoring 80+ at Washington State.
- UVA scored 100 points against Marshall (2018-19) for the first time under Tony Bennett and added 97 points against Coppin State (2018-19).
- UVA is 4-0 all-time when scoring 90 or more under Bennett.

VIRGINIA RECEIVES VOTES IN LATEST AP POLL

- UVA received votes in the latest AP top-25 poll.
- UVA was ranked No. 24 in the Nov. 20 AP poll.
- The Hoos earned votes in the preseason top-25 poll.
- UVA was not ranked in the AP preseason top-25 poll for the first

NATIONAL DEFENSIVE POINTS PER GAME

RANKINGS UNDER TONY BENNETT

Year	School	Pts/Gm	Rank
2006-07	Washington State	59.5	17th
2007-08	Washington State	56.4	3rd
2008-09	Washington State	55.4	1st
2009-10	Virginia	63.6	54th
2010-11	Virginia	62.4	36th
2011-12	Virginia	54.2	2nd
2012-13	Virginia	55.6	5th
2013-14	Virginia	55.7	1st
2014-15	Virginia	51.5	1st
2015-16	Virginia	60.1	2nd
2016-17	Virginia	56.4	1st
2017-18	Virginia	54.0	1st
2018-19	Virginia	56.1	1st
2019-20	Virginia	52.4	1st
2020-21	Virginia	60.5	6th
2021-22	Virginia	60.1	6th
2022-23	Virginia	60.5	6th
2023-24	Virginia	54.0	2nd

time since 2017-18 when it received votes.
 • Prior to this year, UVA was ranked in the preseason AP top-25 five consecutive seasons and nine of the last 10 seasons under Tony Bennett.

SEASON STORYLINES

- Virginia returns one starter (Reece Beekman) from last season's team that won the ACC regular season title (15-5) and advanced to the NCAA Tournament.
- The Cavaliers return 28.1 percent of their scoring from last season compared to 91.4 percent from 2021-22.
- Virginia's roster includes nine newcomers, including transfers Jake Groves (Oklahoma), Jordan Minor (Merrimack) and Andrew Rohde (St. Thomas), and freshmen Blake Buchanan and Elijah Gertrude.
- Redshirts Anthony Robinson, Christian Bliss and Desmond Roberts and walk-ons Bryce Walker and Tristan How complete the roster.
- Leon Bond III and Dante Harris (Georgetown) made their UVA debuts after redshirting last season.
- In addition to head coach Tony Bennett (Green Bay), UVA's roster includes Wisconsin natives Beekman (Milwaukee), Bond III (Wauwatosa) and Rohde (Milwaukee).
- Associate head coach Ron Sanchez returns to Virginia after serving the last five seasons as head coach at Charlotte from 2018-23. Sanchez served nine seasons on Bennett's staff from 2009-18, the last three as associate head coach.

DID YOU KNOW?

- Reece Beekman tested the NBA waters in the offseason and decided to return to Virginia for his senior season.
- Ryan Dunn is the younger brother of Major League Baseball pitcher Justin Dunn.
- Isaac McKneely was named West Virginia Mr. Basketball in 2020 and 2021.
- Taine Murray has competed for the Tall Blacks, New Zealand's national team.
- Andrew Rohde was the Summit League Freshman of the Year in 2022-23.
- Dante Harris earned the Dave Gavitt Trophy as the Most Outstanding Player of the 2021 BIG EAST Tournament, averaging 11.8 ppg, 4.8 rpg and 3.3 apg in four games.
- Leon Bond III won a state high school championship as a junior at Wauwatosa East in Wisconsin.
- Blake Buchanan was invited to the USA Basketball U19 Men's National Team training camp and participated in the 2023 Nike Hoop Summit, collecting eight points, eight rebounds and one steal in Team USA's 90-84 win over the International team.
- Jake Groves' brother, Tanner, played three seasons at Eastern Washington (2018-21) and one at Oklahoma (2022-23), and now plays professionally in Europe.
- Jordan Minor was the Northeast Conference Co-Player of the Year and NEC Defensive Player of the Year in 2022-23.

VIRGINIA VS. THE MEAC

- UVA meets its first Mid-Eastern Athletic Conference since posting a 72-45 win over Maryland Eastern-Shore on Nov. 25, 2022.
- UVA is 21-0 all-time vs. current Mid-Eastern Athletic Conference foes (4-0 vs. Howard, 4-0 vs. Norfolk State, 4-0 vs. Morgan State, 3-0 Coppin State, 3-0 vs. Maryland Eastern Shore, 2-0 vs. South Carolina State, 1-0 vs. North Carolina Central).
- UVA is 14-0 vs. MEAC opponents under Tony Bennett.



TONY BENNETT

EDUCATION
 College: Green Bay, 1992

COACHING EXPERIENCE

- 1999-00 Wisconsin (staff volunteer)
- 2000-01 Wisconsin (assistant coach)
- 2003-04 Washington State (assistant coach)
- 2004-06 Washington State (associate head coach)
- 2006-09 Washington State (head coach)
- 2009- Virginia (head coach)

THE BENNETT RECORD

Year	School	Record (Conf)	Postseason
2006-07	Washington St.	26-8 (13-5)	NCAA 2nd Round
2007-08	Washington St.	26-9 (11-7)	NCAA Sweet 16
2008-09	Washington St.	17-16 (8-10)	NIT 1st Round
2009-10	Virginia	15-16 (5-11)	
2010-11	Virginia	16-15 (7-9)	
2011-12	Virginia	22-10 (9-7)	NCAA 2nd Round
2012-13	Virginia	23-12 (11-7)	NIT Quarterfinals
2013-14	Virginia	30-7 (16-2)	NCAA Sweet 16
2014-15	Virginia	30-4 (16-2)	NCAA Third Round
2015-16	Virginia	29-8 (13-5)	NCAA Elite Eight
2016-17	Virginia	23-11 (11-7)	NCAA 2nd Round
2017-18	Virginia	31-3 (17-1)	NCAA 1st Round
2018-19	Virginia	35-3 (16-2)	NCAA Champions
2019-20	Virginia	23-7 (15-5)	N/A
2020-21	Virginia	18-7 (13-4)	NCAA First Round
2021-22	Virginia	31-14 (12-8)	NIT Quarterfinals
2022-23	Virginia	25-8 (15-5)	NCAA First Round
2023-24	Virginia	7-1 (1-0)	
Total	18 seasons	417-159	
Virginia	15 seasons	348-126	

BENNETT VS. 2023-24 OPPONENTS

Opponent	Career	Virginia
Boston College	13-6	13-6
Clemson	16-4	16-4
Duke	6-14	6-14
Florida	1-2	1-2
Florida State	11-11	11-11
Georgia Tech	17-2	17-2
Louisville	17-2	17-2
Memphis	1-0	1-0
Morgan State	3-0	3-0
Miami	12-6	12-6
North Carolina	14-11	14-10
NC A&T	2-0	1-0
NCCU	1-0	1-0
NC State	15-5	15-5
Northeastern	0-0	0-0
Notre Dame	13-2	12-2
Pitt	12-3	12-2
SMU	1-0	1-0
Syracuse	13-3	13-3
Tarleton State	1-0	1-0
Texas A&M	1-0	1-0
Texas Southern	1-0	1-0
Virginia Tech	18-9	18-9
Wake Forest	11-5	11-5
West Virginia	2-2	2-2
Wisconsin	3-2	3-2

VIRGINIA IN THE POLLS

Date	AP	Coaches
Preseason	RV	RV
11/13/23	RV	RV
11/20/23	24	18
11/27/23	RV	RV
12/4/23	RV	23

WATCH OUT FOR REECE

• Reece Beekman was named to the Jersey Mike's Naismith Trophy Men's Preseason 50 Watch List and John R. Wooden Award Preseason Top-50 Watch List.
 • Beekman has averaged 7.9 points, 4.7 assists and 3.3 rebounds in 97 career games (92 starts) for the Cavaliers.

VIRGINIA PICKED FOURTH IN THE ACC

• Virginia was fourth in the 2023-24 ACC Tipoff Preseason Poll.
 • Duke is the preseason favorite, followed by Miami, North Carolina, Virginia and Clemson in the top five.
 • ACC preseason voters selected Wake Forest sixth, followed by NC State, Virginia Tech, Pittsburgh and Syracuse. Florida State was picked 11th, while Boston College, Georgia Tech, Louisville and Notre Dame rounded out the voting.
 • The Cavaliers were selected third in the 2022-22 ACC Preseason Poll and finished first (15-5) in the standings.
 • The Cavaliers have finished at or higher than their predicted finish in 13 of the last 15 seasons.

BEEKMAN EARNS PRESEASON ALL-ACC HONORS

• Reece Beekman was named to the preseason All-ACC first team.
 • In 2022-23, Beekman was named ACC Defensive Player of the Year, All-Defensive Team and All-ACC Third Team.
 • Beekman ranked second nationally and first in the ACC in assist/turnover ratio (3.36), and ranked second in steals (1.8 spg) and third in assists (5.3 apg).

HOLDING FOES UNDER 50

• UVA is 111-2, including a 2-0 mark in 2023-24, when limiting foes to fewer than 50 points during the Tony Bennett era.
 • Bennett-coached teams are 136-3 when holding opponents to fewer than 50 points (25-1 in 3 years at Washington State).
 • UVA is 28-0 when holding foes to fewer than 40 under Bennett.

CAVALIERS IN THE NBA

• Malcolm Brogdon (Portland), Anthony Gill (Washington), Joe Harris (Detroit), Sam Hauser (Boston), Jay Huff (Denver), De'Andre Hunter (Atlanta), Ty Jerome (Cleveland), Braxton Key (Denver) and Trey Murphy III (New Orleans) are former Cavaliers who are currently playing in the NBA.
 • In addition, Indiana head coach Rick Carlisle is a Virginia alum who led Dallas to an NBA title and helped the Cavaliers to an NCAA Final Four in 1984.

CAVALIERS SIGN COFIE AND SHARMA TO NLI's

• Virginia signed Jacob Cofie (Seattle, Wash.) and Ishan Sharma (Milton, Ontario) to National Letters of Intent. Cofie and Sharma will join UVA for the 2024-25 season.
 • Cofie is a 6-10, 230-pound power forward who averaged 20.9 points, 11 rebounds and 5.2 assists during his junior season at Eastside Catholic School in 2022-23. He earned First Team All-Metro honors, leading his team to the metro league and district championships. Cofie is ranked No. 61 in the ESPN recruiting rankings.
 • Sharma is a 6-5, 185-pound skilled guard who served as team captain for Fort Erie International Academy, which was the second ranked team in Canada in 2022-23. He was named to the Nike EYBL Peach Jam All-Breakout Team after shooting 45 percent from 3-point range. Sharma was a starter on Canada's U16 and U17 national teams, respectively, leading the team in scoring in 2022. Sharma is ranked No. 86 in the 247Sports recruiting rankings.

ON THE HORIZON

• Virginia returns to action against Northeastern on Saturday, Dec. 16. Tipoff at John Paul Jones Arena is set for 6 p.m. on ACC Network.

RECORDS WATCH

No.	Name	Career Assists
1.	Kihei Clark (2019-23)	718
2.	John Crotty (1988-91)	683
3.	Jeff Jones (1979-82)	598
4.	Sean Singletary (2005-08)	587
5.	London Perrantes (2014-17)	569
6.	Donald Hand (1998-01)	529
7.	Othell Wilson (1981-84)	493
8.	Reece Beekman (2021-)	472

No.	Name	Career Steals
1.	Othell Wilson (1981-84)	222
2.	Sean Singletary (2005-08)	200
3.	Chris Williams (1999-02)	189
	Jeff Jones (1979-82)	189
5.	Reece Beekman (2021-)	181

UVA UNDER BENNETT:

	All	2023-24
Leading at the half	275-33	7-0
Trailing at the half	63-87	0-1
Tied at the half	10-5	0-0
Playing Overtime	12-10	0-0
Shooting 50% or better	133-11	2-0
Shooting between 40-49.9%	172-47	5-0
Shooting less than 40%	44-68	0-1
Opponents shoot 50% or better	26-34	0-0
Opponents shoot less than 50%	323-92	7-1
UVA outrebounds its opponent	240-39	4-0
Opponent outrebounds UVA	99-83	3-1
Teams are tied in rebounds	9-4	0-0
UVA has 10 or more steals	32-5	2-0
UVA shoots 70% FT or better	215-69	4-1
UVA shoots less than 70% FT	133-58	3-0
Scoring less than 50 points	10-22	0-1
Scoring 50-59 points	50-47	2-0
Scoring 60-69 points	127-45	1-0
Scoring 70-79 points	116-10	1-0
Scoring 80-89 points	41-1	3-0
Scoring more than 90 points	4-0	0-0
Allowing fewer than 50 points	111-2	2-0
Allowing fewer than 40 points	28-0	1-0
Playing in John Paul Jones Arena	198-38	5-0
Playing on the road	91-62	0-0
Playing on a neutral court	59-26	2-1
Game decided by 1-4 points	53-50	2-0
Game decided by 5-10 points	88-34	0-0
Game decided by 11+ points	207-42	5-1
Playing at night	240-87	6-1
Playing in the afternoon	108-39	1-0
Playing on Monday	34-16	1-1
Playing on Tuesday	57-14	1-0
Playing on Wednesday	59-17	2-0
Playing on Thursday	23-11	1-0
Playing on Friday	38-11	1-0
Playing on Saturday	99-47	1-0
Playing on Sunday	37-10	0-0
Playing in November	84-16	6-1
Playing in December	59-17	1-0
Playing in January	83-29	0-0
Playing in February	69-37	0-0
Playing in March	51-26	0-0
Playing in April	2-0	0-0

CAVALIERS IN THE PROS

Justin Anderson (2013-15), Río Breogán (Spain)
Darion Atkins (2012-15), Reggio Emilia (Italy)
Malcolm Brogdon (2012-16), Portland (NBA)
Kihei Clark (2019-23), Milwaukee (G League)
Mamadi Diakite (2016-20), Ra'Anana (Israel)
Armaan Franklin (2022-23), Denver (G League)
Jayden Gardner (2022-23), Kortrijk (Belgium)
Anthony Gill (2014-16), Washington (NBA)
Kyle Guy (2017-19), Panathinaikos (Greece)
Devon Hall (2015-18), Milano (Italy)
Joe Harris (2011-14), Detroit (NBA)
Sam Hauser (2021), Boston (NBA)
Jay Huff (2018-21), Denver (NBA)
De'Andre Hunter (2017-19), Atlanta (NBA)
Ty Jerome (2017-19), Cleveland (NBA)
Nigel Johnson (2018), BK Ogre (Latvia)
Braxton Key (2019-20), Denver (NBA)
Sylvan Landesberg (2009-10), Gran Canaria (Spain)
Jerome Meyinsse (2007-10), Ironi Hai (Israel)
Laurynas Mikalauskas (2006-08), Neptunas-Akvaservis (Lithuania)
Akil Mitchell (2011-14), Ningbo R. (China)
Trey Murphy III (2021), New Orleans (NBA)
London Perrantes (2014-17), Kolossos HH (Greece)
Mike Scott (2008-12), ASVEL Lyon-Villeurbanne (France)
Kody Stattmann (2019-22), South East Melbourne (Australia)
Mike Tobey (2013-16), KK Crvena Zvezda (Serbia)
Ben Vander Plas (2023), BC Siauliai (Lithuania)
Tomas Woldetensae (2020-21), Varese (Italy)

2023-24 Roster

No.	Name	Year	Pos.	Ht.	Wt.	Hometown/High School/Club/Previous School
0	Blake Buchanan	Fr.	F	6-11	225	Coeur d'Alene, Idaho/Lake City
1	Dante Harris	R-Jr.	G	6-0	171	Washington, D.C./Lakeway Christian/Georgetown
2	Reece Beekman ***	Sr.	G	6-3	194	Milwaukee, Wis./Scottdenville Magnet (La.)
4	Andrew Rohde	So.	G	6-6	202	Brookfield, Wis./Brookfield Central/St. Thomas (Minn.)
5	Desmond Roberts	Fr.	G	6-4	206	Charlottesville, Va./St. Anne's-Belfield
10	Taine Murray **	Jr.	G	6-5	208	Auckland, N.Z./Rosmini College
11	Isaac McKneely *	So.	G	6-4	188	Poca, W.Va./Poca
12	Elijah Gertrude	Fr.	G	6-4	185	Jersey City, N.J./Hudson Catholic Regional
13	Ryan Dunn *	So.	G	6-8	216	Freeport, N.Y./Perkiomen School
21	Anthony Robinson	Fr.	F	6-10	238	Peachtree City, Ga./Christ School (N.C.)
22	Jordan Minor	Gr.	F	6-8	242	Kingston, Mass./Brimmer and May/Merrimack
24	Tristan How *	Sr.	F	6-7	210	Virginia Beach, Va./Norfolk Collegiate
30	Christian Bliss	Fr.	G	6-4	198	Queens, N.Y./George School (Pa.)
34	Jake Groves	Gr.	F	6-9	211	Spokane, Wash./Shadle Park/East. Wash./Oklahoma
35	Leon Bond III	R-Fr.	G/F	6-5	203	Wauwatosa, Wis./Wauwatosa East
42	Bryce Walker	Jr.	G	6-2	200	Beltsville, Md./New Hampton School

* Denotes letters won

Head Coach: Tony Bennett (Green Bay '92/15th season)

Associate Head Coach: Ron Sanchez (SUNY Oneonta '97/10th season)

Associate Head Coach: Jason Williford (Virginia '95/15th season)

Assistant Coach: Orlando Vandross (AIC '92/9th season)

Assistant Coach: Johnny Carpenter (Virginia '13/9th season)

Assistant Coach: Isaiah Wilkins (Virginia '18/3rd season)

Director of Scouting: Brad Soderberg (UW-Stevens Point '85/9th season)

Director of Player Development: Larry Mangino (Montclair State '83/8th season)

Graduate Assistant: Chase Coleman (Virginia '23/1st season)

Associate AD for Basketball Administration/Operations: Ronnie Wideman (Washington State '06/15th season)

Program and Operations Assistant: Stelios Tzoutzis (Liberty '13/4th season)

Strength and Conditioning Coach: Mike Curtis (Virginia '98/15th season)

Athletic Trainer: Ethan Saliba (Kansas '79/41st season)

GAME 1 - VIRGINIA 80, TARLETON STATE 50

NCAA Logo, Official Basketball Box Score - Final, Tarleton St. at Virginia, Game Time: 7:00 PM, Game Duration: 2:02, Attendance: 14,080, UVA vs Tarleton State Men's Basketball, Officials: Tony Henderson, Adam Fibre, Anthony Eades, Record: 0-1, Tarleton St. - 50, Virginia - 80, Technical Fouls: NONE, Shooting By Period, GM FG%, FT%, 3PT%, Dead Ball Rebounds: 1, 0

Virginia - 80, Record: 1-0, Technical Fouls: NONE, Shooting By Period, GM FG%, FT%, 3PT%, Dead Ball Rebounds: 9, 0

TSU, UVA, Points from Turnovers, TSU, UVA, Period by Period Scoring, 1st, 2nd, TOT, TSU, UVA, UVA, 43, 37, 80

GAME 2 - VIRGINIA 73, FLORIDA 70

NCAA Logo, Official Basketball Box Score - Final, Virginia at Florida, Game Time: 7:00 PM, Game Duration: 2:06, Attendance: 10,000, UVA vs Florida Men's Basketball, Officials: Pat Adams, Lee Cassel, AJ Desai, Record: 2-0, Virginia - 73, Florida - 70, Technical Fouls: NONE, Shooting By Period, GM FG%, FT%, 3PT%, Dead Ball Rebounds: 7, 0

Florida - 70, Record: 1-1, Technical Fouls: NONE, Shooting By Period, GM FG%, FT%, 3PT%, Dead Ball Rebounds: 1, 0

UVA, UF, Points from Turnovers, UVA, UF, Period by Period Scoring, 1st, 2nd, TOT, UVA, UF, UF, 35, 35, 70

GAME 3 - VIRGINIA 80, NORTH CAROLINA A&T 51

NCAA Logo, Official Basketball Box Score - Final, N.C. A&T at Virginia, Game Time: 7:00 PM, Game Duration: 1:50, Attendance: 13,905, UVA vs N.C. A&T Men's Basketball, Officials: Ted Valentine, Michael Roberts, Jenna Renucci, Record: 0-3, N.C. A&T - 51, Virginia - 80, Technical Fouls: NONE, Shooting By Period, GM FG%, FT%, 3PT%, Dead Ball Rebounds: 2, 0

Virginia - 80, Record: 3-0, Technical Fouls: NONE, Shooting By Period, GM FG%, FT%, 3PT%, Dead Ball Rebounds: 1, 0

NCT, UVA, Points from Turnovers, NCT, UVA, Period by Period Scoring, 1st, 2nd, TOT, NCT, UVA, UVA, 49, 31, 80

GAME 4 - VIRGINIA 62, TEXAS SOUTHERN 33

NCAA Logo, Official Basketball Box Score - Final, Texas Southern at Virginia, Game Time: 7:00 PM, Game Duration: 1:59, Attendance: 13,099, UVA vs Texas Southern Men's Basketball, Officials: Doug Shows, Trey Slyons, Isaac Bennett, Record: 0-3, Texas Southern - 33, Virginia - 62, Technical Fouls: NONE, Shooting By Period, GM FG%, FT%, 3PT%, Dead Ball Rebounds: 2, 0

Virginia - 62, Record: 4-0, Technical Fouls: NONE, Shooting By Period, GM FG%, FT%, 3PT%, Dead Ball Rebounds: 2, 0

TSU, UVA, Points from Turnovers, TSU, UVA, Period by Period Scoring, 1st, 2nd, TOT, TSU, UVA, UVA, 26, 36, 62

GAME 5 - WISCONSON 65, NO. 24 VIRGINIA 41



Official Basketball Box Score - Final
Wisconsin at Virginia
11/22/23 Suncoast Credit Union Arena, Fort Myers, Fla.
2023-24 Men's Basketball

Game Time: 6:00 PM
Game Duration: 1:47
Attendance: 3,500

Officials: Ted Valentine, Lee Cassell, KB Burdett

Table with columns: NO. Name, Min, FG, 3P, FT, Rebounds, Fouls, TP, AS, TO, ST, Blocks, +/-

Shooting By Period
1st FG% 10-33 30.3%
3PT% 3-8 37.5%
FT% 5-6 83.3%

Technical Fouls: NONE

Table with columns: NO. Name, Min, FG, 3P, FT, Rebounds, Fouls, TP, AS, TO, ST, Blocks, +/-

Shooting By Period
1st FG% 5-21 23.8%
3PT% 2-7 28.6%
FT% 6-6 100%

Technical Fouls: NONE

Summary table with columns: Wis, UVA, Points from, Turnovers, Paint, Second Chance, Fast Breaks, Bench

GAME 6 - NO. 24 VIRGINIA 56, WEST VIRGINIA 54



Official Basketball Box Score - Final
West Virginia at Virginia
11/22/23 Suncoast Credit Union Arena, Fort Myers, Fla.
2023-24 Men's Basketball

Game Time: 6:00 PM
Game Duration: 2:09
Attendance: 3,500

Officials: Brian Dorsey, Courtney Green, KB Burdett

Table with columns: NO. Name, Min, FG, 3P, FT, Rebounds, Fouls, TP, AS, TO, ST, Blocks, +/-

Shooting By Period
1st FG% 9-28 32.1%
3PT% 1-9 11.1%
FT% 4-5 80%

Technical Fouls: Slazinski 2nd 6:38

Table with columns: NO. Name, Min, FG, 3P, FT, Rebounds, Fouls, TP, AS, TO, ST, Blocks, +/-

Shooting By Period
1st FG% 10-27 37.0%
3PT% 3-11 27.3%
FT% 3-4 75%

Technical Fouls: McKneely 2nd 6:38

Summary table with columns: WVU, UVA, Points from, Turnovers, Paint, Second Chance, Fast Breaks, Bench

GAME 7 - VIRGINIA 59, NO. 14 TEXAS A&M 47



Official Basketball Box Score - Final
Texas A&M at Virginia
11/29/23 John Paul Jones Arena, Charlottesville
2023-24 Men's Basketball

Game Time: 7:15 PM
Game Duration: 2:33
Attendance: 14,061

Officials: Roger Ayers, John Gaffney, James Breeding

Table with columns: NO. Name, Min, FG, 3P, FT, Rebounds, Fouls, TP, AS, TO, ST, Blocks, +/-

Shooting By Period
1st FG% 10-27 37.0%
3PT% 2-11 18.2%
FT% 4-5 80%

Technical Fouls: NONE

Table with columns: NO. Name, Min, FG, 3P, FT, Rebounds, Fouls, TP, AS, TO, ST, Blocks, +/-

Shooting By Period
1st FG% 11-26 42.3%
3PT% 5-11 45.5%
FT% 0-0 0%

Technical Fouls: NONE

Summary table with columns: TAM, UVA, Points from, Turnovers, Paint, Second Chance, Fast Breaks, Bench

GAME 8 - VIRGINIA 84, SYRACUSE 62



Official Basketball Box Score - Final
Syracuse at Virginia
12/02/23 John Paul Jones Arena, Charlottesville
Virginia vs Syracuse Men's Basketball

Game Time: 12:00 PM
Game Duration: 1:59
Attendance: 14,637

Officials: Jamie Luckie, Clarence Armstrong, Raymie Snyors

Table with columns: NO. Name, Min, FG, 3P, FT, Rebounds, Fouls, TP, AS, TO, ST, Blocks, +/-

Shooting By Period
1st FG% 8-22 36.4%
3PT% 3-8 37.5%
FT% 5-8 62.5%

Technical Fouls: NONE

Table with columns: NO. Name, Min, FG, 3P, FT, Rebounds, Fouls, TP, AS, TO, ST, Blocks, +/-

Shooting By Period
1st FG% 13-23 56.5%
3PT% 4-9 44.4%
FT% 7-8 87.5%

Technical Fouls: NONE

Summary table with columns: SYR, UVA, Points from, Turnovers, Paint, Second Chance, Fast Breaks, Bench

THE LAST TIME

VIRGINIA INDIVIDUALS

- **Scored 30 points:** Kyle Guy vs. Marshall (12/31/18)
- **Scored 40 points:** Sean Singletary (41) at Miami (3/1/08)
- **Two players with 20 points:** Jay Huff (21) and Sam Hauser (21) vs. Syracuse (1/25/21)
- **Three players with 20 points:** Chris Williams (27), Roger Mason, Jr. (22) and Donald Hand (20) vs. Duke (1/5/00)
- **Four players with 20 points:** Chris Williams (23), Donald Hand (22), Adam Hall (21) and Travis Watson (20) vs. Georgetown (3/15/00)
- **A player with back-to-back 25-point games:** Joe Harris, 26 vs. Virginia Tech (2/12/13), 27 at North Carolina (2/16/13)
- **One player scored in double figures:** Jayden Gardner (16) at Boston College (2/22/23)
- **No players scored in double figures:** vs. Florida (3/18/17)
- **Five players scored in double figures:** Kihei Clark (20), Armaan Franklin (15), Jayden Gardner (12), Reece Beekman (11), Ben Vander Plas (10) vs. Virginia Tech (1/18/23)
- **Six players scored in double figures:** Sean Singletary (27), Adrian Joseph (13), Jamil Tucker (13), Mamadi Diane (12), Calvin Baker (11) and Laurynas Mikalauskas (11) vs. Maryland (3/9/08)
- **Seven players scored in double figures:** Cornel Parker (20), Junior Burrough (15), Ted Jeffries (14), Cory Alexander (13), Jason Williford (12), Yuri Barnes (11) and Doug Smith (11) vs. Clemson (1/13/93)
- **Had 15 rebounds:** Mike Tobey (16) vs. Tennessee State (11/25/14)
- **Had 20 rebounds:** Mike Tobey (20) vs. Louisville (3/5/16)
- **Had 25 rebounds:** Bob Mortell (25) vs. Washington & Lee (2/27/60)
- **Two players with 10 rebounds:** Francisco Caffaro (12) and Jayden Gardner (10) at Notre Dame (1/29/22)
- **Three players with 10 rebounds:** Jay Huff (12), Kihei Clark (11) and Braxton Key (10) at Syracuse (11/6/19)
- **Double-Double:** Jayden Gardner (19 points, 12 rebounds) at North Carolina (2/25/23)
- **Two players had a double-double:** Jayden Gardner (22 points, 10 rebounds) and Francisco Caffaro (11 points and 12 rebounds) at Notre Dame (1/29/22)
- **Three players had a double-double:** Jason Williford (10 pts, 15 rebs), Ted Jeffries (23 pts, 10 rebs), and Cornel Parker (11 pts, 11 rebs) at William & Mary (1/25/93)
- **Double-Double with points and assists:** Kihei Clark (12 points, 10 assists) at Syracuse (1/30/23)
- **Triple-Double:** Ralph Sampson (15 pts, 22 rebs, 10 blks) vs. Old Dominion (12/29/79)
- **Three Double-Doubles in a row:** Sam Hauser [3] (13 pts, 10 rebs) at Notre Dame (12/30/20), (16 pts, 11 rebs) vs. Wake Forest (1/6/21), (17 pts, 10 rebs) at Boston College (1/9/21)
- **Four Double-Doubles in a row:** Mike Scott [5] (27 pts, 15 rebs) vs. Oklahoma (11/23/10), (16 pts, 10 rebs) vs. Wichita State (11/24/10), (17 pts, 12 rebs) at Minnesota (11/29/10), (21 pts, 13 rebs) at Virginia Tech (12/5/10), (10 pts, 13 rebs) vs. Radford (12/7/10)
- **20 points and 20 rebounds:** Travis Watson (21 points, 20 rebounds) vs. Wofford (1/2/03)
- **20 points and 10 rebounds:** Jayden Gardner (23 points, 12 rebounds) vs. Clemson (3/10/23)
- **13 assists:** Kihei Clark (13) vs. Navy (12/29/19)
- **10 assists:** Reece Beekman (11) vs. Louisville (3/4/23)
- **5 blocked Shots:** Ryan Dunn (5) vs. Texas A&M (11/29/23)
- **5 steals:** Ryan Dunn (7) vs. Florida (10/11/23)
- **Led UVA in points, rebounds and assists:** Sam Hauser (15 points, 9 rebounds, 3 assists) vs. Ohio (3/20/21)
- **Hit a last second shot to win a game:** Reece Beekman at Duke (2/7/22) [3-pointer with 1.1 seconds remaining]
- **Played more than 40 minutes:** Reece Beekman (41) vs. Duke (2/11/23)
- **Played all 40 minutes:** Kihei Clark (40), vs. St. Bonaventure (3/22/22)

VIRGINIA TEAM

- **Won in Overtime:** 69-62 vs. Duke (2/11/23)
- **Lost in Overtime:** 63-55 vs. Syracuse (1/11/20)
- **Played Two Overtimes:** at Virginia Tech, 80-78 2 OT (2/12/17)
- **Played Three Overtimes:** vs. Georgetown, L 115-111 (3/15/00)
- **Shot 70 percent for a half:** 70.4% (19-27) vs. Austin Peay - 1st Half (11/13/17)
- **Shot 60 percent in a game:** 60% (30-50) vs. Miami (2/5/22)
- **Shot less than 30 percent in a game:** 29.5% (13-44) vs. VCU (12/9/18)
- **Shot 100 percent from the free throw line:** 100% (6-6) vs. Texas A&M (11/29/23)
- **Shot 70 percent from 3-point line:** 72% (18-25) at Syracuse (3/4/19)
- **Shot less than 30 percent in a half:** 23.6% (5-21) in 1st Half vs. Wisconsin (11/20/23)
- **Shot less than 20 percent in a half:** 18.5% (5-27) in 1st Half vs. North Carolina (3/10/22)
- **Shot 55 percent or better and lost:** 58.5% (31-53) at North Carolina (2/16/13)
- **Shot 50 percent or better and lost:** 52.6% (30-57) vs. Iowa (11/29/21)
- **Attempted 50 FTs:** 52 (made 34) vs. Howard (12/12/94)
- **Attempted 35 3-pointers:** 38 (11-38) vs. Va. Tech (2/10/18)
- **Did Not Attempt a FT:** 0 vs. Wisconsin (11/27/17)
- **Made 30 FTs:** 31 (31 of 36) vs. Tennessee (3/18/07)
- **Made 15 3-pt FGs:** 15 at Wake Forest (1/21/23)
- **Failed to make a 3-pt FG:** vs. Louisville (0 of 6) (3/9/22)
- **Had 50 rebounds:** 50 vs. JMU (11/10/19)
- **Had 25 assists:** 26 vs. Iowa State (3/25/16)
- **Had 15 steals:** 15 vs. Florida (11/10/23)
- **Had 10 blocks:** 10 vs. JMU (12/6/22)
- **Had 10 steals & 10 blocks:** 13 steals & 10 blocks vs. Texas Southern (11/16/23)
- **Led by 30 points at halftime:** 30 vs. North Carolina A&T (11/14/23)
- **Scored 50 pts in a half:** 56 vs. Baylor, 2nd half (11/18/22)
- **Scored 60 pts in a half:** 60 vs. Gonzaga, 1st half (1/3/07)
- **Scored 70 pts in a half:** 70 vs. Coastal Carolina, 2nd half (11/20/00)
- **Scored 100 pts (ACC):** 103 vs. Maryland (1/16/07)
- **Scored 100 pts (non-conf):** 100 vs. Marshall (12/31/18)
- **Scored under 20 pts in 1st half:** 18 vs. Wisconsin (11/20/23)
- **Scored under 20 pts in 2nd half:** 19 at North Carolina (2/18/17)
- **Scored under 50 pts in a game:** 41 vs. Wisconsin (11/20/23)
- **Defeated top-5 opponent:** 86-79 vs. #5 Baylor (11/18/22)
- **Defeated top-5 opponent on the road:** 65-63 at #4 Duke (1/27/18)
- **Defeated top-5 opponent at neutral site:** 86-79 vs. #5 Baylor (11/18/22)
- **Defeated top-ranked opponent:** 86-73 vs. #1 North Carolina (1/30/86)
- **Won when trailing by 16 points:** Trained 32-16 during 63-61 vs. Ohio State (11/30/16)
- **Won when trailing by 17 points:** Trained 31-14 during 61-58 overtime win vs. Maryland (3/10/13)
- **All five starters scored all of the points:** vs. Texas A&M (11/29/23)
- **Consecutive games holding ACC opponents to fewer than 70 points at home:** 43 (current)

OPPONENT INDIVIDUALS

- **Scored 30 points:** Buddy Boeheim (31), Syracuse (3/11/21)
- **Scored 35 points:** Carsen Edwards (42), Purdue (3/30/19)
- **Scored 40 points:** Carsen Edwards (42), Purdue (3/30/19)
- **Scored 50 points:** Len Chappell (50), Wake (2/12/62)
- **Two players with 20 points:** Jericole Hellems (21) and Tarquavion Smith (20) at NC State (1/22/22)
- **Two players with 25 points:** Corey Kispert (32) and Drew Timme (29) vs. Gonzaga (12/26/20)
- **Three players with 20 points:** Jordan McRae (21), Jarnell Stokes (20) and Josh Richardson (20) at Tennessee (12/30/13)
- **Two players with 30 points:** Trevor Powell (31) and Tony Smith (31) at Marquette (2/3/90)
- **No players scored in double figures:** Texas Southern (11/16/23)
- **Five players scored in double figures:** Jarace Walker (17), Marcus Sasser (13), Tramon Mark (13), Jamal Shead (11), J'Wan Roberts (10) vs. Houston (12/17/22)
- **Six players scored in double figures:** C.J. Harris (15), Ari Stewart (12), Travis McKie (12), J.T. Terrell (11), Ty Walker (11), Gary Clark (10), at Wake Forest (1/29/11)
- **Seven players scored in double figures:** Stanley Burrell (15), Drew Lavender (13), C.J. Anderson (12), B.J. Raymond (12), Josh Duncan (11), Charles Bronson (11) and Jason Love (10), at Xavier (1/3/08)
- **Double-Double:** Henry Coleman III (16 points, 14 rebounds) vs. Texas A&M (11/29/23)
- **Double-Double with points and assists:** Keifer Sykes (21 pts, 10 assists) at Green Bay (12/7/13)
- **Two players had a double-double:** Marvin Bagley III (30 pts, 14 rebs) & Wendell Carter Jr. (14 pts, 15 rebs), Duke (1/27/18)
- **Player had 20 points and 20 rebounds:** Armando Bacot (29 points, 22 rebounds), North Carolina (1/8/222)
- **Had 15 rebounds:** Armando Bacot (16), North Carolina (2/20/20)
- **Had 20 rebounds:** Armando Bacot (22), North Carolina (1/8/22)
- **Had 10 assists:** Keifer Sykes (10), at Green Bay (12/7/13)
- **5 Blocked Shots:** Moses Wright (5), Georgia Tech (1/23/21)
- **5 Steals:** Jordan Miller (7), Miami (2/5/22) & Jose Alvarado (6), Georgia Tech (1/23/21)
- **Hit a last second shot to win a game:** JP Pegues, Furman (3/16/23), 3-pointer with 2.2 seconds remaining

OPPONENT TEAM

- **Shot less than 30 percent in a game:** 26.1% (12-46), Texas Southern (11/16/23)
- **Shot less than 30 percent in a game (ACC):** 27.1% (13-48), Virginia Tech (1/4/20)
- **Shot 60 percent in a game:** 60% (30-50) at NC State (1/22/22)
- **Shot 55 percent or better and lost:** 55.3% (26-47), Cleveland State (11/25/09)
- **Scored 100 pts:** 106, Washington (11/22/10)
- **Scored 90 pts in an ACC game:** 93, North Carolina (2/16/13)
- **Scored 60 pts in a half:** 60, at Miami, 2nd half (3/1/08)
- **Scored 50 pts in a half:** 54, vs. Gonzaga, 2nd half (12/26/21)
- **Scored 45 pts in the first half:** 45, at Florida State (2/15/21)
- **Scored under 10 pts in 1st half:** 7, at Pitt (2/24/18)
- **Scored under 20 pts in 1st half:** 14, Texas Southern (11/16/23)
- **Scored under 20 pts in 2nd half:** 19, vs. Texas Southern (11/16/23)
- **Scored under 40 pts in a game:** 33, vs. Texas Southern (11/16/23)
- **Had 25 assists:** 27, at Xavier (1/3/08)
- **Had 20 offensive rebounds:** 20, vs. Wisconsin (11/20/23)
- **Had 15 steals:** 15, VMI (11/16/08)
- **Had 10 blocks:** 10 at Maryland (3/5/11)
- **Failed to make a 3-pt FG:** Georgia Tech (1/22/15)

JOHN PAUL JONES ARENA RECORDS

VIRGINIA PLAYERS

Points:	40, J.R. Reynolds vs. Wake Forest, 1/21/07
Most 1st Half Points:	23, Sean Singletary vs. Virginia Tech, 1/16/08
Most 2nd Half Points:	26, Sylven Landesberg vs. Boston College, 2/4/09
Rebounds:	20, Mike Tobey vs. Louisville, 3/5/16
Field Goals:	14, Jayden Gardner vs. FDU, 12/18/21
Field Goal Attempts:	23, Sylven Landesberg vs. Boston College, 2/4/09
Field Goal Pct.:	1.000 (9-9), Mike Scott vs. Wake Forest, 2/8/12
3-Point Field Goals:	8, Mustapha Farrakhan vs. Howard, 1/4/11
3-Point FG Attempts:	12, Sean Singletary vs. Gonzaga, 1/3/07
	12, Sean Singletary vs. Georgia Tech, 2/24/07
3-Point FG Pct.:	1.000 (5-5), Malcolm Brogdon vs. Boston College, 2/3/16
	1.000 (5-5), Justin Anderson vs. Tennessee State, 11/25/14
	1.000 (4-4), De'Andre Hunter vs. Coppin State, 11/16/18
	1.000 (4-4), London Perrantes vs. Miami, 2/26/14
	1.000 (4-4), Joe Harris vs. Hampton, 11/26/13
Free Throws Made:	14, Sean Singletary vs. Hampton, 12/16/06
	14, Sylven Landesberg vs. Florida State, 1/24/09
Free Throw Attempts:	16, Sean Singletary vs. Hampton, 12/16/06
FT Pct.:	1.000 (14-14), Sylven Landesberg vs. Florida State, 1/24/09
	1.000 (12-12), Malcolm Brogdon vs. Villanova, 12/19/15
Assists:	12, Ty Jerome vs. Virginia Tech, 1/15/19
Steals:	7, Sean Singletary vs. NC State, 2/24/08
Blocks:	10, by Jay Huff vs. Duke, 2/29/20

VIRGINIA TEAM

Most Points:	108 vs. Gonzaga, 1/3/07
Fewest Points:	38 vs. Wisconsin, 12/4/13
Most 1st Half:	60 vs. Gonzaga, 1/3/07
Fewest 1st Half:	15 vs. Iowa State, 12/30/10
Most 2nd Half:	57 vs. Arizona, 11/12/06
Fewest 2nd Half:	15 vs. Duke, 2/16/11
Rebounds:	54 vs. UMES, 11/26/06
Field Goals:	43 vs. VMI, 11/16/08
Field Goal Attempts:	82 vs. UNC, 1/15/09
Field Goal Pct.:	.667 (32-48) vs. Howard, 1/4/11
3-Pt. FG:	18 vs. Gonzaga, 1/3/07
3-Pt. FG Attempts:	38 vs. Virginia Tech, 2/10/18
3-Point FG Pct.:	.727 (8-11) vs. North Texas, 11/20/12
Free Throws:	39 vs. Maryland, 1/16/07
FT Attempted:	49 vs. Maryland, 1/16/07
Fewest FT Attempted:	0 vs. Wisconsin, 11/27/17
Free Throw Pct.:	1.000 (19-19) vs. Winthrop, 11/15/11
Assists:	24 vs. Howard, 11/14/07
	24 vs. VMI, 11/16/08
Steals:	16 vs. NC State, 2/24/08
Blocks:	13 vs. Duke, 2/29/20
Most Turnovers:	21 vs. Longwood, 12/7/07
	21 vs. Hampton, 12/19/07
Fewest Turnovers:	2 vs. Louisville, 2/7/15

MISCELLANEOUS

Biggest Comeback:	19 points vs. Arizona, 11/12/06
Biggest Lead Given up in a Loss:	14 points vs. Bradley, 3/26/08
Largest Lead:	59 vs. Coppin State, 11/16/18
	57 points vs. Grambling State, 11/22/16
Biggest Deficit:	38 points vs. Clemson, 2/7/08
Largest Margin of Victory:	57 vs. Coppin State, 11/16/18
	56 points vs. Grambling State, 11/22/16
Largest Margin of Defeat:	31 points vs. Clemson, 2/7/08
Overtime Games (Record):	12 (6-6); Last: 71-64 win vs. Kent State, 12/4/20

OPPONENT PLAYERS

Points:	32, 3x last by DeWayne Jackson, Morgan State, 12/19/12
Most 1st Half Points:	19, DeWayne Jackson, Morgan State, 12/19/12
Most 2nd Half Points:	28, Talor Battle, Penn State, 11/30/09
Rebounds:	16, 2x last by Janelle Hagins, Delaware, 11/13/12
Field Goals:	13, Elijah Millsap, UAB, 12/30/09
Field Goal Attempts:	24, Malcolm Delaney, Virginia Tech, 1/28/10
Field Goal Pct.:	.875 (7-8), Ahmed Grant, UNC Wilmington, (1/18/10)
3-Point Field Goals:	8, K.C. Rivers, Clemson, 2/7/08
3-Pt. FG Attempts:	15, Malcolm Delaney, Virginia Tech, 2/19/11
3-Pt. FG Pct.:	1.000 (5-5), Tony Dukes, USC Upstate, 11/15/10
Free Throws Made:	15, Tyler Hansbrough, North Carolina, 1/15/09
FT Attempted:	17, Tyler Hansbrough, North Carolina, 1/15/09
FT Pct.:	1.000 (8-8), Tyrese Rice, Boston College, 2/4/09
	1.000 (8-8), Sean Mosley, Maryland, 3/6/10
	1.000 (7-7), Roy Devyn Marble, Iowa, 3/27/13
Assists:	11, Cliff Hammonds, Clemson, 2/7/08
Steals:	7, Jordan Miller, Miami, 2/5/22
Blocks:	6, 2x, last by Mouhamadou Gueye, Stony Brook, 12/18/19

OPPONENT TEAM

Most Points:	97, VMI, 11/16/08
Fewest Points:	26, Maine, 11/27/19
Most 1st Half:	50, North Carolina, 1/15/09
Fewest 1st Half:	8, Harvard, 12/21/14
Most 2nd Half:	61, Gonzaga, 1/3/07
Fewest 2nd Half:	11, JMU, 11/10/19
Rebounds:	48, North Carolina, 2/25/12
Field Goals:	37, VMI, 11/16/08
Field Goal Attempts:	79, VMI, 11/16/08
Field Goal Pct.:	.566 (30-53) Liberty, 11/25/08
3-Pt. FG:	16, Clemson, 2/7/08
3-Pt. FG Attempts:	39, Hartford, 12/30/07
3-Point FG Pct.:	.619 (13-21) Duke, 2/9/19
Free Throws:	26, Boston College, 2/4/09
FT Attempted:	31, Boston College, 2/4/09
Free Throw Pct.:	1.000 (15-15) Iowa, 3/27/13
Zero Free Throw Attempts:	Miami, 2/5/22
Assists:	22, Clemson, 2/7/08
Steals:	15, VMI, 11/16/08
Blocks:	10, Radford, 11/21/08
	10, North Carolina, 1/15/09
Most Turnovers:	25, NC State, 2/24/08
Fewest Turnovers:	4, Clemson, 1/31/12

RECORD AT JOHN PAUL JONES ARENA

2006-07 to present. 290 games - 236-54 (.814)

LONGEST WINNING STREAKS

24 games from 2/7/15 vs. Louisville through 11/30/16 vs. Ohio State
21 games from 12/21/13 vs. Northern Iowa through 1/22/15 vs. Georgia Tech

LONGEST ACC WINNING STREAK

21 games from 1/6/13 vs. North Carolina through 1/22/15 vs. Georgia Tech

LONGEST LOSING STREAK

4 games from 2/6/10 vs. Wake Forest through 3/6/10 vs. Maryland



BLAKE BUCHANAN

Fr. • F • 6-11 • 225 • C'ouer d'Alene, Idaho • Lake City

2023-24 SEASON

- Grabbed four rebounds in collegiate debut vs. Tarleton State (11/6/23)
- Tallied 18 points (10 of 16 FTs) and seven rebounds vs. Florida (11/10/23)
- Recorded six points and three rebounds in first career start vs. North Carolina A&T (11/14/23)

- Blocked three shots vs. Texas Southern (11/16/23)

CAREER STATS/HIGHLIGHTS

		Field Goals		3-Point		F-Throws		Rebounds				Scoring								
SEASON	TEAM	GP-GS	MIN/AVG	FG-FGA	FG%	3FG-3FGA	3FG%	FT-FTA	FT%	OFF	DEF	TOT	AVG	PF-FO	A	TO	BLK	STL	PTS	AVG
2023-24	UVa	8-4	128/15.9	10-24	.417	0-0	.000	18-29	.621	13	13	26	3.3	17-1	3	8	9	4	38	4.8
TOTAL		8-4	128/15.9	10-24	.417	0-0	.000	18-29	.621	13	13	26	3.3	17-1	3	8	9	4	38	4.8

Single Game Highs

Statistic	Value	
Points	18	vs Florida 11/10/23
Rebounds	7	vs Florida 11/10/23
Assists	2	vs N.C. A&T 11/14/23
Steals	1	4 times
Blocks	3	vs Texas Southern 11/16/23
FG Made	4	vs Florida 11/10/23
FG Attempts	7	vs Florida 11/10/23
FT Made	10	vs Florida 11/10/23
FT Attempts	16	vs Florida 11/10/23

2023-24 BUCHANAN GAME-BY-GAME

Opponent	Date	GS	MIN	Total		3-Pointers		Free throws		Rebounds				PF		A		TO		BLK		STL		PTS		AVG	
				FG-FGA	PCT	3FG-3FGA	PCT	FT-FTA	PCT	OFF	DEF	TOT	AVG														
Tarleton St.	11/06/2023		16:56	0-2	.000	0-0	.000	1-4	.250	0	4	4	4.0	2	0	1	1	0	1	1	0	1	1	1.0			
vs Florida	11/10/2023		26:52	4-7	.571	0-0	.000	10-16	.625	5	2	7	5.5	2	1	1	0	0	0	0	0	18	9.5				
N.C. A&T	11/14/2023	*	15:10	3-6	.500	0-0	.000	0-0	.000	1	2	3	4.7	2	2	0	1	1	1	1	6	8.3					
Texas Southern	11/16/2023	*	22:00	1-2	.500	0-0	.000	3-5	.600	2	2	4	4.5	2	0	1	3	1	5	7.5							
vs Wisconsin	11/20/2023	*	14:29	0-2	.000	0-0	.000	0-0	.000	2	1	3	4.2	1	0	1	2	0	0	0	0	6.0					
vs West Virginia	11/22/2023	*	13:55	0-2	.000	0-0	.000	2-2	1.000	0	2	2	3.8	5	0	1	2	0	2	0	2	5.3					
Texas A&M	11/29/2023		05:32	0-0	.000	0-0	.000	0-0	.000	2	0	2	3.6	2	0	2	0	1	0	1	0	4.6					
Syracuse	12/02/2023		12:41	2-3	.667	0-0	.000	2-2	1.000	1	0	1	3.3	1	0	1	0	1	0	1	6	4.8					
Totals		4	127:35	10-24	.417	0-0	.000	18-29	.621	13	13	26	3.3	17	3	8	9	4	38	4.8							

Player Averages

Games Played	Minutes/game	Points/game	FG Pct	3FG Pct	FT Pct	Rebounds/game	Assists/game	Turnovers/game	Assist/Turnover ratio	Steals/game	Blocks/game
8	15.9	4.8	41.7	0.0	62.1	3.3	0.4	1.0	0.4	0.5	1.1



1 DANTE HARRIS

R-Jr. • G • 6-0 • 171 • Washington, D.C. • Georgetown

2023-24 SEASON

- Scored seven points along with three assists in UVA debut vs. Tarleton State (11/6/23)
- Recorded six points and two assists vs. Florida (11/10/23)
- Totaled five rebounds, three assists, two steals and two blocked shots vs. North Carolina A&T (11/14/23)

- Scored six points on a pair of 3-pointers and added four rebounds vs. Texas Southern (11/16/23)
- Missed the No. 14 Texas A&M (11/29/23) game with an ankle injury

CAREER STATS/HIGHLIGHTS

SEASON	TEAM	GP-GS	MIN/AVG	Field Goals		3-Point		F-Throws		Rebounds				Scoring						
				FG-FGA	FG%	3FG-3FGA	3FG%	FT-FTA	FT%	OFF	DEF	TOT	AVG	PF-FO	A	TO	BLK	STL	PTS	AVG
2020-21	GTown	26-21	789/30.4	76-218	.349	20-77	.260	35-39	.897	15	74	89	3.4	41-0	82	59	1	30	207	8.0
2021-22	GTown	29-29	934/32.2	130-347	.375	28-102	.275	56-75	.747	13	91	104	3.6	53-1	118	74	2	44	344	11.9
2023-24	UVa	6-1	117/19.5	6-20	.300	2-5	.400	7-12	.583	1	14	15	2.5	10-0	8	7	2	6	21	3.5
TOTAL FOR UVa	6-1	117/19.5	6-20	.300	2-5	.400	7-12	.583	1	14	15	2.5	10-0	8	7	2	6	21	3.5	
TOTAL	61-51	1840/30.2	212-585	.362	50-184	.272	98-126	.778	29	179	208	3.4	104-1	208	140	5	80	572	9.4	

Single Game Highs

Statistic	Value	
Points	23	at Creighton 02/14/22, vs UConn 02/27/22
Rebounds	9	vs St. John's (NY) 02/03/22
Assists	8	vs Seton Hall 02/20/21, at DePaul 02/09/22
Steals	5	vs Marquette 03/10/21
Blocks	2	vs N.C. A&T 11/14/23
FG Made	9	at Creighton 02/14/22
FG Attempts	24	at Creighton 02/14/22
3FG Made	3	4 times
3FG Attempts	7	vs Villanova 01/22/22
FT Made	9	vs Marquette 01/07/22
FT Attempts	10	vs Marquette 01/07/22

2023-24 HARRIS GAME-BY-GAME

Opponent	Date	GS	MIN	Total		3-Pointers		Free throws		Rebounds				PF	A	TO	BLK	STL	PTS	AVG
				FG-FGA	PCT	3FG-3FGA	PCT	FT-FTA	PCT	OFF	DEF	TOT	AVG							
Tarleton St.	11/06/2023		23:31	1-3	.333	0-0	.000	5-8	.625	1	2	3	3.0	3	1	0	0	1	7	7.0
vs Florida	11/10/2023		15:17	3-5	.600	0-1	.000	0-0	.000	0	0	0	1.5	1	2	0	0	2	6	6.5
N.C. A&T	11/14/2023		25:09	0-2	.000	0-0	.000	2-4	.500	0	5	5	2.7	2	3	3	2	2	2	5.0
Texas Southern	11/16/2023	*	27:03	2-6	.333	2-2	1.000	0-0	.000	0	4	4	3.0	2	2	2	0	1	6	5.3
vs Wisconsin	11/20/2023		17:21	0-3	.000	0-1	.000	0-0	.000	0	1	1	2.6	1	0	2	0	0	0	4.2
vs West Virginia	11/22/2023		08:35	0-1	.000	0-1	.000	0-0	.000	0	2	2	2.5	1	0	0	0	0	0	3.5
Totals		1	116:56	6-20	.300	2-5	.400	7-12	.583	1	14	15	2.5	10	8	7	2	6	21	3.5

Player Averages

Games Played	Minutes/game	Points/game	FG Pct	3FG Pct	FT Pct	Rebounds/game	Assists/game	Turnovers/game	Assist/Turnover ratio	Steals/game	Blocks/game
6	19.5	3.5	30.0	40.0	58.3	2.5	1.3	1.2	1.1	1.0	0.3



2 REECE BEEKMAN

Sr. • G • 6-3 • 194 • Milwaukee, Wis. • Scotland Magnet (La.)

2023-24 SEASON

- Preseason All-ACC First Team
- Naismith Trophy Preseason 50 Watch List
- John R. Wooden Award Preseason Top-50 Watch List
- Fort Myers Tip-Off All-Tournament Team
- Tallied game-high 16 points, seven assists and three steals vs. Tarleton State (11/6/23)

- Registered 13 points, five assists and three steals vs. Florida (11/10/23)
- Scored eight points and added a career-high three blocked shots and four steals vs. Texas Southern (11/16/23)
- Scored team-high 17 points along with seven assists and two steals vs. Wisconsin (11/20/23)
- Tallied 12 points, four rebounds, five assists and four steals vs. West Virginia (11/22/23)
- Recorded 12 points, five assists, three steals and two blocked shots vs. No. 14 Texas A&M (11/29/23)
- Scored 13 points along with eight assists vs. Syracuse (12/2/23)

CAREER STATS/HIGHLIGHTS

SEASON TEAM	GP-GS	MIN/AVG	Field Goals		3-Point		F-Throws		Rebounds				Scoring						
			FG-FGA	FG%	3FG-3FGA	3FG%	FT-FTA	FT%	OFF	DEF	TOT	AVG	PF-FO	A	TO	BLK	STL	PTS	AVG
2020-21 UVa	25-20	733/29.3	42-110	.382	9-37	.243	25-33	.758	5	66	71	2.8	37-0	75	29	10	30	118	4.7
2021-22 UVa	35-35	1228/35.1	115-256	.449	22-65	.338	35-46	.761	15	121	136	3.9	62-2	181	50	25	73	287	8.2
2022-23 UVa	32-32	1044/32.6	104-257	.405	27-77	.351	69-87	.793	17	80	97	3.0	51-0	168	50	17	57	304	9.5
2023-24 UVa	8-8	239/29.9	36-80	.450	7-23	.304	17-22	.773	2	22	24	3.0	9-0	48	11	8	21	96	12.0
TOTAL	100-95	3245/32.5	297-703	.422	65-202	.322	146-188	.777	39	289	328	3.3	159-2	472	140	60	181	805	8.1

Single Game Highs

Statistic	Value
Points	20 vs Clemson 12/22/21
Rebounds	12 at Louisville 03/05/22
Assists	11 vs Louisville 01/24/22, vs Louisville 03/04/23
Steals	6 vs Navy 11/09/21
Blocks	3 vs Texas Southern 11/16/23
FG Made	8 at Pittsburgh 01/19/22
FG Attempts	13 vs Florida 11/10/23
3FG Made	3 4 times
3FG Attempts	5 5 times
FT Made	6 vs Illinois 11/20/22, vs Furman 03/16/23, vs Tarleton St. 11/06/23
FT Attempts	8 vs Illinois 11/20/22

2023-24 BEEKMAN GAME-BY-GAME

Opponent	Date	GS	MIN	Total		3-Pointers		Free throws		Rebounds				PF	A	TO	BLK	STL	PTS	AVG
				FG-FGA	PCT	3FG-3FGA	PCT	FT-FTA	PCT	OFF	DEF	TOT	AVG							
Tarleton St.	11/06/2023	*	27:27	5-9	.556	0-3	.000	6-7	.857	0	4	4	4.0	2	7	0	1	3	16	16.0
vs Florida	11/10/2023	*	33:40	5-13	.385	2-4	.500	1-4	.250	1	2	3	3.5	1	5	1	1	3	13	14.5
N.C. A&T	11/14/2023	*	20:52	2-9	.222	1-3	.333	0-0	.000	0	4	4	3.7	0	7	0	0	1	5	11.3
Texas Southern	11/16/2023	*	27:22	4-11	.364	0-4	.000	0-0	.000	0	3	3	3.5	3	4	3	3	4	8	10.5
vs Wisconsin	11/20/2023	*	34:05	6-12	.500	2-3	.667	3-3	1.000	1	3	4	3.6	1	7	2	0	2	17	11.8
vs West Virginia	11/22/2023	*	35:37	5-11	.455	1-4	.250	1-2	.500	0	4	4	3.7	0	5	4	0	4	12	11.8
Texas A&M	11/29/2023	*	34:30	4-8	.500	0-1	.000	4-4	1.000	0	1	1	3.3	2	5	1	2	3	12	11.9
Syracuse	12/02/2023	*	25:49	5-7	.714	1-1	1.000	2-2	1.000	0	1	1	3.0	0	8	0	1	1	13	12.0
Totals		8	239:22	36-80	.450	7-23	.304	17-22	.773	2	22	24	3.0	9	48	11	8	21	96	12.0

Player Averages

Games Played	Minutes/game	Points/game	FG Pct	3FG Pct	FT Pct	Rebounds/game	Assists/game	Turnovers/game	Assist/Turnover ratio	Steals/game	Blocks/game
8	29.9	12.0	45.0	30.4	77.3	3.0	6.0	1.4	4.4	2.6	1.0



4 ANDREW ROHDE

So. • G • 6-6 • 202 • Milwaukee, Wis. • St. Thomas (Minn.)

2023-24 SEASON

- Tallied six points and three assists in UVA debut vs. Tarleton State (11/6/23)
- Recorded seven points, two rebounds, two assists and two steals vs. Florida (11/10/23)
- Totaled six points, five assists and three rebounds vs. North Carolina A&T (11/14/23)

- Recorded six points, three rebounds and three steals vs. Texas Southern (11/16/23)
- Totaled 13 points, six rebounds and three assists vs. No. 14 Texas A&M (11/29/23)
- Scored 10 points and added four assists and three rebounds vs. Syracuse (12/2/23)

CAREER STATS/HIGHLIGHTS

SEASON	TEAM	GP-GS	MIN/AVG	Field Goals		3-Point		F-Throws		Rebounds				Scoring						
				FG-FGA	FG%	3FG-3FGA	3FG%	FT-FTA	FT%	OFF	DEF	TOT	AVG	PF-FO	A	TO	BLK	STL	PTS	AVG
2022-23	UST	31-31	1019/32.9	189-422	.448	56-175	.320	97-119	.815	25	91	116	3.7	67-0	113	69	3	52	531	17.1
2023-24	Uva	8-8	240/30.0	23-58	.397	10-28	.357	3-6	.500	1	22	23	2.9	4-0	22	12	0	4	59	7.4
TOTAL FOR UVA		8-8	240/30.0	23-58	.397	10-28	.357	3-6	.500	1	22	23	2.9	4-0	22	12	0	4	59	7.4
TOTAL		39-39	1259/32.3	212-480	.442	66-203	.325	100-125	.800	26	113	139	3.6	71-0	135	81	3	56	590	15.1

Single Game Highs


Statistic	Value
Points	27 at North Dakota 02/25/23
Rebounds	9 at Montana St. 12/08/22
Assists	8 vs Merrimack 11/19/22, vs Omaha 01/07/23, vs South Dakota St. 01/26/23
Steals	5 at North Dakota St. 02/23/23
Blocks	1 at Montana 11/17/22, vs Denver 01/05/23, vs Western Ill. 02/18/23
FG Made	11 at North Dakota 02/25/23
FG Attempts	22 vs Oral Roberts 03/06/23
3FG Made	4 4 times
3FG Attempts	9 at South Dakota 12/29/22, vs South Dakota 01/28/23, vs Oral Roberts 03/06/23
FT Made	10 at Omaha 02/02/23
FT Attempts	10 at South Dakota 12/29/22, vs Omaha 01/07/23, at Omaha 02/02/23

2023-24 ROHDE GAME-BY-GAME

Opponent	Date	GS	MIN	Total		3-Pointers		Free throws		Rebounds				PF	A	TO	BLK	STL	PTS	AVG	
				FG-FGA	PCT	3FG-3FGA	PCT	FT-FTA	PCT	OFF	DEF	TOT	AVG								
Tarleton St.	11/06/2023	*	25:56	2-8	.250	2-5	.400	0-0	.000	0	3	3	3.0	0	1	2	0	0	6	6.0	
vs Florida	11/10/2023	*	35:39	3-6	.500	1-3	.333	0-0	.000	1	1	2	2.5	1	2	1	0	2	7	6.5	
N.C. A&T	11/14/2023	*	23:14	3-7	.429	0-3	.000	0-0	.000	0	3	3	2.7	0	5	2	0	0	6	6.3	
Texas Southern	11/16/2023	*	28:34	2-5	.400	1-1	1.000	1-2	.500	0	3	3	2.8	0	3	3	0	1	6	6.3	
vs Wisconsin	11/20/2023	*	30:01	2-6	.333	1-3	.333	0-0	.000	0	2	2	2.6	1	3	0	0	0	5	6.0	
vs West Virginia	11/22/2023	*	28:30	2-4	.500	0-1	.000	2-4	.500	0	1	1	2.3	0	1	0	0	0	6	6.0	
Texas A&M	11/29/2023	*	37:06	5-14	.357	3-8	.375	0-0	.000	0	6	6	2.9	2	3	3	0	0	13	7.0	
Syracuse	12/02/2023	*	30:54	4-8	.500	2-4	.500	0-0	.000	0	3	3	2.9	0	4	1	0	1	10	7.4	
Totals			8	239:54	23-58	.397	10-28	.357	3-6	.500	1	22	23	2.9	4	22	12	0	4	59	7.4

Player Averages

Games Played	Minutes/game	Points/game	FG Pct	3FG Pct	FT Pct	Rebounds/game	Assists/game	Turnovers/game	Assist/Turnover ratio	Steals/game	Blocks/game
8	30.0	7.4	39.7	35.7	50.0	2.9	2.8	1.5	1.8	0.5	0.0



10 TAINÉ MURRAY

Jr. • G • 6-5 • 208 • Auckland, N.Z. • Rosmini College

2023-24 SEASON

- Scored five points off the bench vs. Tarleton State (11/6/23)
- Netted seven points, one assist and one blocked shot vs. North Carolina A&T (11/14/23)
- Tallied four points and three rebounds vs. Texas Southern (11/16/23)
- Scored seven points and had two rebounds vs. Syracuse (12/2/23)

CAREER STATS/HIGHLIGHTS

SEASON	TEAM	GP-GS	MIN	Field Goals			3-Point			F-Throws		Rebounds				Scoring					
				FG-FGA	FG%	3FG-3FGA	3FG%	FT-FTA	FT%	OFF	DEF	TOT	AVG	PF-FO	A	TO	BLK	STL	PTS	AVG	
2021-22	UVa	19-0	143	7.5	13-33	.394	8-23	.348	4-8	.500	6	11	17	0.9	14-0	2	4	1	2	38	2.0
2022-23	UVa	13-0	93	7.2	6-19	.316	2-12	.167	4-6	.667	0	12	12	0.9	5-0	3	3	2	0	18	1.4
2023-24	UVa	7-0	83	11.8	7-14	.500	4-8	.500	5-8	.625	1	6	7	1.0	4-0	2	4	1	1	23	3.3
TOTAL		39-0	319	8.2	26-66	.394	14-43	.326	13-22	.591	7	29	36	0.9	23-0	7	11	4	3	79	2.0

Single Game Highs


Statistic	Value
Points	14 vs Iowa 11/29/21
Rebounds	4 vs UMES 11/25/22
Assists	1 7 times
Steals	1 vs Radford 11/12/21, at NC State 01/22/22, vs Syracuse 12/02/23
Blocks	1 4 times
FG Made	5 vs Iowa 11/29/21
FG Attempts	7 vs Iowa 11/29/21
3FG Made	4 vs Iowa 11/29/21
3FG Attempts	6 vs Iowa 11/29/21
FT Made	2 at Clemson 01/04/22, vs UAlbany 12/28/22, vs N.C. A&T 11/14/23
FT Attempts	2 10 times

2023-24 MURRAY GAME-BY-GAME

Opponent	Date	GS	MIN	Total		3-Pointers		Free throws		Rebounds				PF	A	TO	BLK	STL	PTS	AVG
				FG-FGA	PCT	3FG-3FGA	PCT	FT-FTA	PCT	OFF	DEF	TOT	AVG							
Tarleton St.	11/06/2023		10:57	2-2	1.000	0-0	.000	1-2	.500	0	1	1	1.0	2	0	1	0	0	5	5.0
N.C. A&T	11/14/2023		22:35	2-4	.500	1-2	.500	2-2	1.000	0	0	0	0.5	1	1	0	1	0	7	6.0
Texas Southern	11/16/2023		20:52	1-2	.500	1-2	.500	1-2	.500	0	3	3	1.3	1	0	2	0	0	4	5.3
vs Wisconsin	11/20/2023		05:59	0-2	.000	0-1	.000	0-0	.000	0	0	0	1.0	0	0	0	0	0	0	4.0
vs West Virginia	11/22/2023		05:00	0-0	.000	0-0	.000	0-0	.000	0	0	0	0.8	0	0	0	0	0	0	3.2
Texas A&M	11/29/2023		05:23	0-1	.000	0-0	.000	0-0	.000	0	1	1	0.8	0	1	0	0	0	0	2.7
Syracuse	12/02/2023		11:58	2-3	.667	2-3	.667	1-2	.500	1	1	2	1.0	0	0	1	0	1	7	3.3
Totals		0	82:44	7-14	.500	4-8	.500	5-8	.625	1	6	7	1.0	4	2	4	1	1	23	3.3

Player Averages

Games Played	Minutes/game	Points/game	FG Pct	3FG Pct	FT Pct	Rebounds/game	Assists/game	Turnovers/game	Assist/Turnover ratio	Steals/game	Blocks/game
7	11.8	3.3	50.0	50.0	62.5	1.0	0.3	0.6	0.5	0.1	0.1



11 ISAAC MCKNEELY

So. • G • 6-4 • 188 • Poca, W.Va. • Poca

2023-24 SEASON

- Scored 15 points and made four 3-pointers vs. Tarleton State (11/6/23)
- Scored nine points and matched career high with six rebounds vs. Florida (11/10/23)
- Had eight points before leaving with ankle injury vs. North Carolina A&T (11/14/23)

- Missed the Texas Southern game (11/16/23) with an ankle injury
- Scored nine points vs. Wisconsin (11/20/23)
- Tallied eight points and five rebounds vs. West Virginia (11/22/23)
- Scored 10 points vs. No. 14 Texas A&M (11/29/23)
- Netted career highs in points (22) and 3-pointers (6) vs. Syracuse (12/2/23)

CAREER STATS/HIGHLIGHTS

		Field Goals		3-Point			F-Throws		Rebounds				Scoring								
SEASON	TEAM	GP-GS	MIN/AVG	FG-FGA	FG%	3FG-3FGA	3FG%	FT-FTA	FT%	OFF	DEF	TOT	AVG	PF	FO	A	TO	BLK	STL	PTS	AVG
2022-23	UVa	33-1	708/21.5	77-182	.423	51-130	.392	17-24	.708	7	66	73	2.2	44-0	23	21	4	12	222	6.7	
2023-24	UVa	7-7	205/29.3	27-60	.450	19-35	.543	8-10	.800	0	23	23	3.3	11-0	12	8	2	3	81	11.6	
TOTAL		40-8	914/22.8	104-242	.430	70-165	.424	25-34	.735	7	89	96	2.4	55-0	35	29	6	15	303	7.6	

Single Game Highs


Statistic	Value	
Points	22	vs Syracuse 12/02/23
Rebounds	6	at North Carolina 02/25/23, vs Florida 11/10/23
Assists	4	vs Tarleton St. 11/06/23
Steals	1	15 times
Blocks	2	vs NC State 02/07/23
FG Made	8	vs Syracuse 12/02/23
FG Attempts	11	vs Texas A&M 11/29/23, vs Syracuse 12/02/23
3FG Made	6	vs Syracuse 12/02/23
3FG Attempts	8	vs Tarleton St. 11/06/23, vs Syracuse 12/02/23
FT Made	3	vs Clemson 02/28/23, vs Tarleton St. 11/06/23
FT Attempts	4	vs Tarleton St. 11/06/23

2023-24 MCKNEELY GAME-BY-GAME

Opponent	Date	GS	MIN	Total		3-Pointers		Free throws		Rebounds				PF	A	TO	BLK	STL	PTS	AVG
				FG-FGA	PCT	3FG-3FGA	PCT	FT-FTA	PCT	OFF	DEF	TOT	AVG							
Tarleton St.	11/06/2023	*	28:47	4-8	.500	4-8	.500	3-4	.750	0	4	4	4.0	3	4	3	0	1	15	15.0
vs Florida	11/10/2023	*	35:24	3-10	.300	2-4	.500	1-2	.500	0	6	6	5.0	2	1	1	1	0	9	12.0
N.C. A&T	11/14/2023	*	14:28	3-4	.750	2-2	1.000	0-0	.000	0	1	1	3.7	1	1	0	1	0	8	10.7
vs Wisconsin	11/20/2023	*	32:34	3-7	.429	1-1	1.000	2-2	1.000	0	1	1	3.0	1	0	1	0	1	9	10.3
vs West Virginia	11/22/2023	*	35:39	2-9	.222	2-5	.400	2-2	1.000	0	5	5	3.4	1	2	2	0	1	8	9.8
Texas A&M	11/29/2023	*	31:59	4-11	.364	2-7	.286	0-0	.000	0	1	1	3.0	1	2	1	0	0	10	9.8
Syracuse	12/02/2023	*	26:26	8-11	.727	6-8	.750	0-0	.000	0	5	5	3.3	2	2	0	0	0	22	11.6
Totals		7	205:17	27-60	.450	19-35	.543	8-10	.800	0	23	23	3.3	11	12	8	2	3	81	11.6

Player Averages

Games Played	Minutes/game	Points/game	FG Pct	3FG Pct	FT Pct	Rebounds/game	Assists/game	Turnovers/game	Assist/Turnover ratio	Steals/game	Blocks/game
7	29.3	11.6	45.0	54.3	80.0	3.3	1.7	1.1	1.5	0.4	0.3



12 ELIJAH GERTRUDE

Fr • G • 6-4 • 185 • Jersey City, N.J. • Hudson Regional Catholic

2023-24 SEASON

- Made his collegiate debut vs. No. 14 Texas A&M
- Scored six points and had two steals vs. Syracuse (12/2/23)

CAREER STATS/HIGHLIGHTS

SEASON	TEAM	GP-GS	MIN	Field Goals			3-Point		F-Throws		Rebounds				Scoring					
				FG-FGA	FG%	3FG-3FGA	3FG%	FT-FTA	FT%	OFF	DEF	TOT	AVG	PF	FO	A	TO	BLK	STL	PTS
2023-24	UVa	2-0	26/12.8	2-6	.333	0-2	.000	2-2	1.000	0	2	2	1.0	2-0	1	3	2	2	6	3.0
TOTAL		2-0	26/12.8	2-6	.333	0-2	.000	2-2	1.000	0	2	2	1.0	2-0	1	3	2	2	6	3.0

Single Game Highs

Statistic	Value
Points	6 vs Syracuse 12/02/23
Rebounds	1 vs Texas A&M 11/29/23, vs Syracuse 12/02/23
Assists	1 vs Syracuse 12/02/23
Steals	2 vs Syracuse 12/02/23
Blocks	1 vs Texas A&M 11/29/23, vs Syracuse 12/02/23
FG Made	2 vs Syracuse 12/02/23
FG Attempts	5 vs Syracuse 12/02/23
3FG Attempts	1 vs Texas A&M 11/29/23, vs Syracuse 12/02/23
FT Made	2 vs Syracuse 12/02/23
FT Attempts	2 vs Syracuse 12/02/23

2023-24 GERTRUDE GAME-BY-GAME

Opponent	Date	GS	MIN	Total		3-Pointers		Free throws		Rebounds				PF	A	TO	BLK	STL	PTS	AVG
				FG-FGA	PCT	3FG-3FGA	PCT	FT-FTA	PCT	OFF	DEF	TOT	AVG							
Texas A&M	11/29/2023		07:37	0-1	.000	0-1	.000	0-0	.000	0	1	1	1.0	1	0	0	1	0	0	0.0
Syracuse	12/02/2023		18:04	2-5	.400	0-1	.000	2-2	1.000	0	1	1	1.0	1	1	3	1	2	6	3.0
Totals		0	25:41	2-6	.333	0-2	.000	2-2	1.000	0	2	2	1.0	2	1	3	2	2	6	3.0

Player Averages

Games Played	Minutes/game	Points/game	FG Pct	3FG Pct	FT Pct	Rebounds/game	Assists/game	Turnovers/game	Assist/Turnover ratio	Steals/game	Blocks/game
2	12.8	3.0	33.3	0.0	100.0	1.0	0.5	1.5	0.3	1.0	1.0



13 RYAN DUNN

So. • G • 6-8 • 216 • Freeport, N.Y. • Perkiomen School

2023-24 SEASON

- Collected nine points, seven rebounds, two blocks and one steal vs. Tarleton State (11/6/23)
- Tallied six points, eight rebounds along with school record-tying seven steals vs. Florida (11/10/23)
- Netted 13 points, career-high 11 rebounds, three blocked shots and two steals vs. North Carolina A&T

(11/14/23)

- Scored career-best 15 points along with career highs in free throws (8) and free throws attempted (9), and four blocked shots and added three steals vs. Texas Southern (11/16/23)
- Registered six points, six rebounds, two steals and career-high five blocked shots vs. Wisconsin (11/20/23)
- Netted 13 points along with five rebounds, two steals and one blocked shot vs. West Virginia (11/22/23)
- Recorded 12 points, five rebounds, career-high five blocked shots and three steals vs. No. 14 Texas A&M (11/29/23)

CAREER STATS/HIGHLIGHTS

SEASON	TEAM	GP-GS	MIN/AVG	Field Goals			3-Point		F-Throws		Rebounds				Scoring					
				FG-FGA	FG%	3FG-3FGA	3FG%	FT-FTA	FT%	OFF	DEF	TOT	AVG	PF-FO	A	TO	BLK	STL	PTS	AVG
2022-23	UVa	31-0	401/12.9	33-62	.532	5-16	.313	11-22	.500	19	72	91	2.9	41-1	9	14	33	13	82	2.6
2023-24	UVa	8-8	213/26.7	26-49	.531	4-19	.211	22-31	.710	12	39	51	6.4	16-0	8	4	22	22	78	9.8
TOTAL		39-8	614/15.8	59-111	.532	9-35	.257	33-53	.623	31	111	142	3.6	57-1	17	18	55	35	160	4.1

Single Game Highs

Statistic	Value	
Points	15	vs Texas Southern 11/16/23
Rebounds	11	vs N.C. A&T 11/14/23
Assists	2	4 times
Steals	7	vs Florida 11/10/23
Blocks	5	vs Wisconsin 11/20/23, vs Texas A&M 11/29/23
FG Made	5	vs Monmouth 11/11/22, vs West Virginia 11/22/23
FG Attempts	11	vs West Virginia 11/22/23
3FG Made	2	vs Texas A&M 11/29/23
3FG Attempts	4	vs Texas A&M 11/29/23
FT Made	8	vs Texas Southern 11/16/23
FT Attempts	9	vs Texas Southern 11/16/23

2023-24 DUNN GAME-BY-GAME

Opponent	Date	GS	MIN	Total		3-Pointers		Free throws		Rebounds				PF	A	TO	BLK	STL	PTS	AVG	
				FG-FGA	PCT	3FG-3FGA	PCT	FT-FTA	PCT	OFF	DEF	TOT	AVG								
Tarleton St.	11/06/2023	*	21:04	2-3	.667	1-2	.500	4-8	.500	2	5	7	7.0	2	1	0	2	1	9	9.0	
vs Florida	11/10/2023	*	32:47	3-7	.429	0-3	.000	0-0	.000	1	7	8	7.5	2	2	1	0	7	6	7.5	
N.C. A&T	11/14/2023	*	21:13	4-5	.800	0-0	.000	5-6	.833	4	7	11	8.7	1	1	0	3	2	13	9.3	
Texas Southern	11/16/2023	*	24:47	3-5	.600	1-3	.333	8-9	.889	2	3	5	7.8	2	2	0	4	3	15	10.8	
vs Wisconsin	11/20/2023	*	26:28	3-6	.500	0-2	.000	0-0	.000	0	6	6	7.4	3	0	1	5	2	6	9.8	
vs West Virginia	11/22/2023	*	28:58	5-11	.455	0-3	.000	3-6	.500	2	3	5	7.0	3	0	1	1	2	13	10.3	
Texas A&M	11/29/2023	*	36:07	4-8	.500	2-4	.500	2-2	1.000	0	5	5	6.7	0	0	1	5	3	12	10.6	
Syracuse	12/02/2023	*	21:56	2-4	.500	0-2	.000	0-0	.000	1	3	4	6.4	3	2	0	2	2	4	9.8	
Totals			8	213:20	26-49	.531	4-19	.211	22-31	.710	12	39	51	6.4	16	8	4	22	22	78	9.8

Player Averages

Games Played	Minutes/game	Points/game	FG Pct	3FG Pct	FT Pct	Rebounds/game	Assists/game	Turnovers/game	Assist/Turnover ratio	Steals/game	Blocks/game
8	26.7	9.8	53.1	21.1	71.0	6.4	1.0	0.5	2.0	2.8	2.8



22 JORDAN MINOR

Gr. • F • 6-8 • 242 • Kingston, Mass. • Merrimack

2023-24 SEASON

- Collected three rebounds in UVA debut vs. Tarleton State (11/6/23)
- Scored six points along with two rebounds vs. North Carolina A&T (11/14/23)
- Totaled two rebounds vs. No. 14 Texas A&M (11/29/23)

CAREER STATS/HIGHLIGHTS

SEASON	TEAM	GP-GS	MIN/AVG	Field Goals			3-Point		F-Throws		Rebounds				Scoring					
				FG-FGA	FG%	3FG-3FGA	3FG%	FT-FTA	FT%	OFF	DEF	TOT	AVG	PF-FO	A	TO	BLK	STL	PTS	AVG
2019-20	Merri	31-0	505/16.3	70-137	.511	2-5	.400	50-90	.556	79	58	137	4.4	76-0	24	40	32	7	192	6.2
2020-21	Merri	18-18	527/29.3	83-173	.480	1-7	.143	49-84	.583	54	91	145	8.1	69-7	32	56	25	15	216	12.0
2021-22	Merri	30-30	910/30.3	182-346	.526	1-11	.091	88-143	.615	95	152	247	8.2	101-5	36	61	73	44	453	15.1
2022-23	Merri	28-28	935/33.4	186-361	.515	1-9	.111	115-196	.587	91	171	262	9.4	84-4	65	78	72	39	488	17.4
2023-24	UVa	7-0	47/6.8	4-10	.400	0-0	.000	2-2	1.000	7	4	11	1.6	11-0	1	2	1	0	10	1.4
TOTAL FOR UVA		7-0	47/6.8	4-10	.400	0-0	.000	2-2	1.000	7	4	11	1.6	11-0	1	2	1	0	10	1.4
TOTAL		114-76	2924/25.6	525-1027	.511	5-32	.156	304-515	.590	326	476	802	7.0	341-16	158	237	203	105	1359	11.9

Single Game Highs

Statistic	Value	
Points	28	vs Central Conn. St. 02/10/22
Rebounds	20	at Sacred Heart 02/18/23
Assists	7	vs LIU 02/02/23
Steals	6	vs Brown 12/07/21
Blocks	8	at Central Conn. St. 01/08/22, at Bucknell 12/18/22
FG Made	12	vs Central Conn. St. 02/10/22, at Sacred Heart 02/15/22
FG Attempts	19	at Gonzaga 12/09/21, vs Stonehill 02/09/23, at LIU 02/25/23
3FG Made	2	vs Jacksonville 11/17/19
3FG Attempts	3	vs Jacksonville 11/17/19, at Gonzaga 12/09/21
FT Made	11	at Wagner 12/31/22
FT Attempts	13	4 times

2023-24 MINOR GAME-BY-GAME

Opponent	Date	GS	MIN	Total		3-Pointers		Free throws		Rebounds				PF	A	TO	BLK	STL	PTS	AVG
				FG-FGA	PCT	3FG-3FGA	PCT	FT-FTA	PCT	OFF	DEF	TOT	AVG							
Tarleton St.	11/06/2023		11:42	0-1	.000	0-0	.000	0-0	.000	2	1	3	3.0	1	0	1	1	0	0	0.0
N.C. A&T	11/14/2023		12:14	2-3	.667	0-0	.000	2-2	1.000	1	1	2	2.5	2	0	1	0	0	6	3.0
Texas Southern	11/16/2023		07:04	1-3	.333	0-0	.000	0-0	.000	3	0	3	2.7	1	1	0	0	0	2	2.7
vs Wisconsin	11/20/2023		04:55	0-0	.000	0-0	.000	0-0	.000	0	0	0	2.0	1	0	0	0	0	0	2.0
vs West Virginia	11/22/2023		01:40	1-1	1.000	0-0	.000	0-0	.000	0	0	0	1.6	2	0	0	0	0	2	2.0
Texas A&M	11/29/2023		02:35	0-0	.000	0-0	.000	0-0	.000	0	2	2	1.7	1	0	0	0	0	0	1.7
Syracuse	12/02/2023		07:19	0-2	.000	0-0	.000	0-0	.000	1	0	1	1.6	3	0	0	0	0	0	1.4
Totals		0	47:29	4-10	.400	0-0	.000	2-2	1.000	7	4	11	1.6	11	1	2	1	0	10	1.4

Player Averages

Games Played	Minutes/game	Points/game	FG Pct	3FG Pct	FT Pct	Rebounds/game	Assists/game	Turnovers/game	Assist/Turnover ratio	Steals/game	Blocks/game
7	6.8	1.4	40.0	0.0	100.0	1.6	0.1	0.3	0.5	0.0	0.1



34 JAKE GROVES

Gr. • F • 6-9 • 211 • Spokane, Wash. • Oklahoma

2023-24 SEASON

- Scored nine points on 3 of 4 3-pointers vs. Tarleton State (11/6/23)
- Scored 12 points vs. Florida (11/10/23)
- Recorded 11 points and matched a career high with nine rebounds vs. North Carolina A&T (11/14/23)
- Registered 12 points, four rebounds and three assists

vs. No. 14 Texas A&M (11/29/23)

• Netted eight points vs. Syracuse (12/2/23)

CAREER STATS/HIGHLIGHTS

SEASON	TEAM	GP-GS	MIN/AVG	Field Goals		3-Point		F-Throws		Rebounds				Scoring						
				FG-FGA	FG%	3FG-3FGA	3FG%	FT-FTA	FT%	OFF	DEF	TOT	AVG	PF-FO	A	TO	BLK	STL	PTS	AVG
2019-20	EWU	24-0	154/6.4	25-49	.510	2-14	.143	9-16	.563	11	26	37	1.5	23-0	7	15	0	6	61	2.5
2020-21	EWU	24-14	522/21.8	90-163	.552	16-44	.364	28-37	.757	23	77	100	4.2	60-2	22	29	3	11	224	9.3
2021-22	OU	34-12	587/17.3	60-139	.432	23-75	.307	14-23	.609	24	73	97	2.9	49-1	15	22	3	8	157	4.6
2022-23	OU	32-22	655/20.5	81-185	.438	37-97	.381	17-24	.708	17	64	81	2.5	38-0	26	27	2	13	216	6.8
2023-24	UVa	8-4	165/20.6	24-47	.511	11-24	.458	9-11	.818	6	15	21	2.6	17-0	9	3	1	4	68	8.5
TOTAL FOR UVa		8-4	165/20.6	24-47	.511	11-24	.458	9-11	.818	6	15	21	2.6	17-0	9	3	1	4	68	8.5
TOTAL		122-52	2083/17.1	280-583	.480	89-254	.350	77-111	.694	81	255	336	2.8	187-3	79	96	9	42	726	6.0

Single Game Highs

Statistic	Value
Points	26 vs Central Ark. 12/17/22
Rebounds	9 4 times
Assists	3 6 times
Steals	3 4 times
Blocks	1 9 times
FG Made	10 vs Montana 03/12/21, vs Central Ark. 12/17/22
FG Attempts	16 at Washington St. 11/28/20
3FG Made	5 vs Texas 12/31/22
3FG Attempts	9 vs Texas 12/31/22
FT Made	4 4 times
FT Attempts	6 vs Montana 01/09/20

2023-24 GROVES GAME-BY-GAME

Opponent	Date	GS	MIN	Total		3-Pointers		Free throws		Rebounds				PF	A	TO	BLK	STL	PTS	AVG	
				FG-FGA	PCT	3FG-3FGA	PCT	FT-FTA	PCT	OFF	DEF	TOT	AVG								
Tarleton St.	11/06/2023	*	14:42	3-4	.750	3-4	.750	0-0	.000	0	1	1	1.0	4	1	0	0	1	9	9.0	
vs Florida	11/10/2023	*	16:19	4-7	.571	2-3	.667	2-2	1.000	0	0	0	0.5	4	2	0	0	1	12	10.5	
N.C. A&T	11/14/2023		20:41	4-6	.667	2-2	1.000	1-2	.500	3	6	9	3.3	1	2	1	1	11	10.7		
Texas Southern	11/16/2023		16:33	3-6	.500	0-3	.000	1-1	1.000	1	1	2	3.0	2	0	0	0	7	9.8		
vs Wisconsin	11/20/2023		20:47	1-7	.143	0-3	.000	2-2	1.000	0	2	2	2.8	1	0	1	0	4	8.6		
vs West Virginia	11/22/2023		21:01	2-5	.400	1-3	.333	0-0	.000	0	0	0	2.3	2	0	0	0	1	5	8.0	
Texas A&M	11/29/2023	*	31:30	5-8	.625	2-4	.500	0-0	.000	1	3	4	2.6	2	3	0	0	0	12	8.6	
Syracuse	12/02/2023	*	23:06	2-4	.500	1-2	.500	3-4	.750	1	2	3	2.6	1	1	1	0	0	8	8.5	
Totals			4	164:39	24-47	.511	11-24	.458	9-11	.818	6	15	21	2.6	17	9	3	1	4	68	8.5

Player Averages

Games Played	Minutes/game	Points/game	FG Pct	3FG Pct	FT Pct	Rebounds/game	Assists/game	Turnovers/game	Assist/Turnover ratio	Steals/game	Blocks/game
8	20.6	8.5	51.1	45.8	81.8	2.6	1.1	0.4	3.0	0.5	0.1



35 LEON BOND III

R-Fr. • G/F • 6-5 • 203 • Wauwatosa, Wis. • Wauwatosa East

2023-24 SEASON

- Recorded 12 points, nine rebounds and two steals in collegiate debut vs. Tarleton State (11/6/23)
- Scored 16 points on 8 of 10 field goals vs. North Carolina A&T (11/14/23)
- Tallied eight points and three rebounds vs. Texas Southern (11/16/23)

- Registered eight points and team-high seven rebounds vs. West Virginia (11/22/23)
- Had six points and team-high six rebounds vs. Syracuse (12/2/23)

CAREER HIGHLIGHTS

SEASON	TEAM	GP-GS	MIN	Field Goals			3-Point		F-Throws		Rebounds				Scoring					
				FGA	FG%	3FGA	3FG%	FTA	FT%	OFF	DEF	TOT	AVG	PF	FO	A	TO	BLK	STL	PTS
2023-24	UWa	8-0	120/15.0	23-43	.535	0-1	.000	6-8	.750	15	14	29	3.6	6-0	5	4	2	6	52	6.5
TOTAL		8-0	120/15.0	23-43	.535	0-1	.000	6-8	.750	15	14	29	3.6	6-0	5	4	2	6	52	6.5

Single Game Highs

Statistic	Value	
Points	16	vs N.C. A&T 11/14/23
Rebounds	9	vs Tarleton St. 11/06/23
Assists	2	vs Syracuse 12/02/23, vs West Virginia 11/22/23
Steals	3	vs Texas Southern 11/16/23
Blocks	1	vs Wisconsin 11/20/23, vs N.C. A&T 11/14/23
FG Made	8	vs N.C. A&T 11/14/23
FG Attempts	10	vs N.C. A&T 11/14/23
3FG Attempts	1	vs West Virginia 11/22/23
FT Made	4	vs Tarleton St. 11/06/23
FT Attempts	6	vs Tarleton St. 11/06/23

2023-24 BOND III GAME-BY-GAME

Opponent	Date	GS	MIN	Total		3-Pointers		Free throws		Rebounds				PF				PTS	AVG	
				FGA	PCT	3FGA	PCT	FTA	PCT	OFF	DEF	TOT	AVG	PF	A	TO	BLK			STL
Tarleton St.	11/06/2023		16:42	4-5	.800	0-0	.000	4-6	.667	5	4	9	9.0	0	0	0	0	2	12	12.0
vs Florida	11/10/2023		04:02	1-3	.333	0-0	.000	0-0	.000	1	0	1	5.0	1	0	0	0	0	2	7.0
N.C. A&T	11/14/2023		18:47	8-10	.800	0-0	.000	0-0	.000	2	1	3	4.3	0	0	1	1	0	16	10.0
Texas Southern	11/16/2023		20:09	4-7	.571	0-0	.000	0-0	.000	1	2	3	4.0	2	1	0	0	3	8	9.5
vs Wisconsin	11/20/2023		13:21	0-1	.000	0-0	.000	0-0	.000	0	0	0	3.2	0	0	0	1	0	0	7.6
vs West Virginia	11/22/2023		21:05	4-8	.500	0-1	.000	0-0	.000	4	3	7	3.8	1	2	1	0	0	8	7.7
Texas A&M	11/29/2023		07:41	0-2	.000	0-0	.000	0-0	.000	0	0	0	3.3	0	0	0	0	1	0	6.6
Syracuse	12/02/2023		18:04	2-7	.286	0-0	.000	2-2	1.000	2	4	6	3.6	2	2	2	0	0	6	6.5
Totals		0	119:51	23-43	.535	0-1	.000	6-8	.750	15	14	29	3.6	6	5	4	2	6	52	6.5

Player Averages

Games Played	Minutes/game	Points/game	FG Pct	3FG Pct	FT Pct	Rebounds/game	Assists/game	Turnovers/game	Assist/Turnover ratio	Steals/game	Blocks/game
8	15.0	6.5	53.5	0.0	75.0	3.6	0.6	0.5	1.3	0.8	0.3



2023-24 Virginia Men's Basketball Combined Team Statistics All games

Game Records

Record	Overall	Home	Away	Neutral
ALL GAMES	7-1	5-0	0-0	2-1
CONFERENCE	1-0	1-0	0-0	0-0
NON-CONFERENCE	6-1	4-0	0-0	2-1

Score by Periods

Team	1st	2nd	OT	TOT
Virginia	265	270	0	535
Opponents	188	244	0	432

Team Box Score

No.	Player				Total		3-Point		F-Throw		Rebounds											
		GP-GS	MIN	AVG	FG-FGA	FG%	3FG-3FGA	3FG%	FT-FTA	FT%	OFF	DEF	TOT	AVG	PF	DQ	A	TO	BLK	STL	PTS	AVG
2	BEEKMAN, Reece	8-8	239:22	29.9	36-80	.450	7-23	.304	17-22	.773	2	22	24	3.0	9	0	48	11	8	21	96	12.0
11	MCKNEELY, Isaac	7-7	205:17	29.3	27-60	.450	19-35	.543	8-10	.800	0	23	23	3.3	11	0	12	8	2	3	81	11.6
13	DUNN, Ryan	8-8	213:20	26.7	26-49	.531	4-19	.211	22-31	.710	12	39	51	6.4	16	0	8	4	22	22	78	9.8
34	GROVES, Jacob	8-4	164:39	20.6	24-47	.511	11-24	.458	9-11	.818	6	15	21	2.6	17	0	9	3	1	4	68	8.5
4	ROHDE, Andrew	8-8	239:54	30.0	23-58	.397	10-28	.357	3-6	.500	1	22	23	2.9	4	0	22	12	0	4	59	7.4
35	BOND III, Leon	8-0	119:51	15.0	23-43	.535	0-1	.000	6-8	.750	15	14	29	3.6	6	0	5	4	2	6	52	6.5
0	BUCHANAN, Blake	8-4	127:35	15.9	10-24	.417	0-0	.000	18-29	.621	13	13	26	3.3	17	1	3	8	9	4	38	4.8
1	HARRIS, Dante	6-1	116:56	19.5	6-20	.300	2-5	.400	7-12	.583	1	14	15	2.5	10	0	8	7	2	6	21	3.5
10	MURRAY, Taine	7-0	82:44	11.8	7-14	.500	4-8	.500	5-8	.625	1	6	7	1.0	4	0	2	4	1	1	23	3.3
12	GERTRUDE, Elijah	2-0	25:41	12.8	2-6	.333	0-2	.000	2-2	1.000	0	2	2	1.0	2	0	1	3	2	2	6	3.0
22	MINOR, Jordan	7-0	47:29	6.8	4-10	.400	0-0	.000	2-2	1.000	7	4	11	1.6	11	0	1	2	1	0	10	1.4
24	HOW, Tristan	4-0	09:01	2.3	1-4	.250	0-1	.000	0-1	.000	1	0	1	0.3	1	0	0	0	0	0	2	0.5
42	WALKER, Bryce	3-0	08:11	2.7	0-1	.000	0-1	.000	1-2	.500	0	1	1	0.3	0	0	1	0	0	0	1	0.3
Team											5	19	24							4		
Total		8	1600		189-416	.454	57-147	.388	100-144	.694	64	194	258	32.3	108	1	120	70	50	73	535	66.9
Opponents		8	1600		154-435	.354	45-167	.269	79-111	.712	107	183	290	36.3	123	2	84	118	18	42	432	54.0

Team Statistics

	UVA	OPP
Scoring	535	432
Points per game	66.9	54.0
Scoring margin	+12.9	-
Field goals-att	189-416	154-435
Field goal pct	.454	.354
3 point fg-att	57-147	45-167
3-point FG pct	.388	.269
3-pt FG made per game	7.1	5.6
Free throws-att	100-144	79-111
Free throw pct	.694	.712
F-Throws made per game	12.5	9.9
Rebounds	258	290
Rebounds per game	32.3	36.3
Rebounding margin	-4.0	-
Assists	120	84
Assists per game	15.0	10.5
Turnovers	70	118
Turnovers per game	8.8	14.8
Turnover margin	+6.0	-
Assist/turnover ratio	1.7	0.7
Steals	73	42
Steals per game	9.1	5.3
Blocks	50	18
Blocks per game	6.3	2.3
Winning streak	3	-
Home win streak	5	-
Attendance	68782	0
Home games-Avg/Game	5-13756	0-0
Neutral site-Avg/Game	-	3-4594

Team Results

Date	Opponent		Score	Att.
11/06/2023	Tarleton St.	W	80-50	14080
11/10/2023	vs Florida	W	73-70	6783
11/14/2023	N.C. A&T	W	80-51	12905
11/16/2023	Texas Southern	W	62-33	13099
11/20/2023	vs Wisconsin	L	41-65	3500
11/22/2023	vs West Virginia	W	56-54	3500
11/29/2023	Texas A&M	W	59-47	14061
12/02/2023	Syracuse	W	84-62	14637



**2023-24 Virginia Men's Basketball
Combined Team Statistics
In Conference games**

Game Records

Record	Overall	Home	Away	Neutral
ALL GAMES	1-0	1-0	0-0	0-0
CONFERENCE	1-0	1-0	0-0	0-0
NON-CONFERENCE	0-0	0-0	0-0	0-0

Score by Periods

Team	1st	2nd	OT	TOT
Virginia	37	47	0	84
Opponents	24	38	0	62

Team Box Score

No.	Player	GP-GS			Total		3-Point		F-Throw		Rebounds				PF DQ A TO BLK STL PTS AVG								
		GP	GS	MIN	AVG	FG-FGA	FG%	3FG-3FGA	3FG%	FT-FTA	FT%	OFF	DEF	TOT	AVG	PF	DQ	A	TO	BLK	STL	PTS	AVG
11	MCKNEELY, Isaac	1-1		26:26	26.4	8-11	.727	6-8	.750	0-0	.000	0	5	5	5.0	2	0	2	0	0	0	22	22.0
2	BEEKMAN, Reece	1-1		25:49	25.8	5-7	.714	1-1	1.000	2-2	1.000	0	1	1	1.0	0	0	8	0	1	1	13	13.0
4	ROHDE, Andrew	1-1		30:54	30.9	4-8	.500	2-4	.500	0-0	.000	0	3	3	3.0	0	0	4	1	0	1	10	10.0
34	GROVES, Jacob	1-1		23:06	23.1	2-4	.500	1-2	.500	3-4	.750	1	2	3	3.0	1	0	1	1	0	0	8	8.0
10	MURRAY, Taine	1-0		11:58	12.0	2-3	.667	2-3	.667	1-2	.500	1	1	2	2.0	0	0	0	1	0	1	7	7.0
35	BOND III, Leon	1-0		18:04	18.1	2-7	.286	0-0	.000	2-2	1.000	2	4	6	6.0	2	0	2	2	0	0	6	6.0
0	BUCHANAN, Blake	1-0		12:41	12.7	2-3	.667	0-0	.000	2-2	1.000	1	0	1	1.0	1	0	0	1	0	1	6	6.0
12	GERTRUDE, Elijah	1-0		18:04	18.1	2-5	.400	0-1	.000	2-2	1.000	0	1	1	1.0	1	0	1	3	1	2	6	6.0
13	DUNN, Ryan	1-1		21:56	21.9	2-4	.500	0-2	.000	0-0	.000	1	3	4	4.0	3	0	2	0	2	2	4	4.0
24	HOW, Tristan	1-0		01:30	1.5	1-1	1.000	0-0	.000	0-1	.000	1	0	1	1.0	0	0	0	0	0	0	2	2.0
42	WALKER, Bryce	1-0		02:13	2.2	0-0	.000	0-0	.000	0-0	.000	0	0	0	0.0	0	0	1	0	0	0	0	0.0
22	MINOR, Jordan	1-0		07:19	7.3	0-2	.000	0-0	.000	0-0	.000	1	0	1	1.0	3	0	0	0	0	0	0	0.0
Team													5	5							1		
Total		1	200			30-55	.545	12-21	.571	12-15	.800	8	25	33	33.0	13	0	21	10	4	8	84	84.0
Opponents		1	200			22-54	.407	5-20	.250	13-19	.684	10	17	27	27.0	14	0	10	14	2	6	62	62.0

Team Statistics

	UVA	OPP
Scoring	84	62
Points per game	84.0	62.0
Scoring margin	+22.0	-
Field goals-att	30-55	22-54
Field goal pct	.545	.407
3 point fg-att	12-21	5-20
3-point FG pct	.571	.250
3-pt FG made per game	12.0	5.0
Free throws-att	12-15	13-19
Free throw pct	.800	.684
F-Throws made per game	12.0	13.0
Rebounds	33	27
Rebounds per game	33.0	27.0
Rebounding margin	+6.0	-
Assists	21	10
Assists per game	21.0	10.0
Turnovers	10	14
Turnovers per game	10.0	14.0
Turnover margin	+4.0	-
Assist/turnover ratio	2.1	0.7
Steals	8	6
Steals per game	8.0	6.0
Blocks	4	2
Blocks per game	4.0	2.0
Winning streak	1	-
Home win streak	1	-
Attendance	14637	0
Home games-Avg/Game	1-14637	0-0
Neutral site-Avg/Game	-	0-0

Team Results

Date	Opponent	W	Score	Att.
12/02/2023	Syracuse	W	84-62	14637



**2023-24 Virginia Men's Basketball
Team Game-by-Game
All games**

Opponent	Date	Score	W	Total		3-Pointers		Free throws		Rebounds										
				FG-FGA	PCT	3FG-3FGA	PCT	FT-FTA	PCT	OFF	DEF	TOT	AVG	PF	A	TO	BLK	STL	PTS	AVG
Tarleton St.	11/06/2023	80-50	W	23-47	.489	10-22	.455	24-39	.615	10	30	40	40.0	19	15	8	5	9	80	80.0
vs Florida	11/10/2023	73-70	W	26-58	.448	7-18	.389	14-24	.583	9	21	30	35.0	14	15	6	2	15	73	76.5
N.C. A&T	11/14/2023	80-51	W	31-57	.544	6-13	.462	12-16	.750	11	31	42	37.3	11	22	8	10	7	80	77.7
Texas Southern	11/16/2023	62-33	W	21-48	.438	5-16	.313	15-21	.714	10	24	34	36.5	15	13	11	10	13	62	73.8
vs Wisconsin	11/20/2023	41-65	L	15-46	.326	4-14	.286	7-7	1.000	3	18	21	33.4	10	10	8	8	5	41	67.2
vs West Virginia	11/22/2023	56-54	W	21-52	.404	4-18	.222	10-16	.625	6	22	28	32.5	15	10	9	3	8	56	65.3
Texas A&M	11/29/2023	59-47	W	22-53	.415	9-25	.360	6-6	1.000	7	23	30	32.1	11	14	10	8	8	59	64.4
Syracuse	12/02/2023	84-62	W	30-55	.545	12-21	.571	12-15	.800	8	25	33	32.3	13	21	10	4	8	84	66.9
Total		535		189-416	.454	57-147	.388	100-144	.694	64	194	258	32.3	108	120	70	50	73	535	66.9
Opponents		432		154-435	.354	45-167	.269	79-111	.712	107	183	290	36.3	123	84	118	18	42	432	54.0

Virginia Averages

Games Played	Points/game	FG Pct	3FG Pct	FT Pct	Rebounds/game	Assists/game	Turnovers/game	Assist/Turnover ratio	Steals/game	Blocks/game
8	66.9	45.4	38.8	69.4	32.3	15.0	8.8	1.7	9.1	6.3



**2023-24 Virginia Men's Basketball
Opponents Game-by-Game
All games**

Opponent	Date	Score	W	Total		3-Pointers		Free throws		Rebounds										
				FG-FGA	PCT	3FG-3FGA	PCT	FT-FTA	PCT	OFF	DEF	TOT	AVG	PF	A	TO	BLK	STL	PTS	AVG
Tarleton St.	11/06/2023	80-50	W	16-48	.333	3-13	.231	15-21	.714	7	20	27	27.0	28	8	16	3	6	50	50.0
vs Florida	11/10/2023	73-70	W	26-65	.400	7-25	.280	11-15	.733	21	26	47	37.0	19	16	16	4	4	70	60.0
N.C. A&T	11/14/2023	80-51	W	17-53	.321	8-31	.258	9-12	.750	6	18	24	32.7	13	11	11	2	4	51	57.0
Texas Southern	11/16/2023	62-33	W	12-46	.261	3-16	.188	6-11	.545	13	21	34	33.0	17	5	20	3	8	33	51.0
vs Wisconsin	11/20/2023	41-65	L	25-62	.403	8-18	.444	7-8	.875	20	28	48	36.0	7	15	9	1	4	65	53.8
vs West Virginia	11/22/2023	56-54	W	19-51	.373	7-21	.333	9-13	.692	12	29	41	36.8	13	12	16	2	3	54	53.8
Texas A&M	11/29/2023	59-47	W	17-56	.304	4-23	.174	9-12	.750	18	24	42	37.6	12	7	16	1	7	47	52.9
Syracuse	12/02/2023	84-62	W	22-54	.407	5-20	.250	13-19	.684	10	17	27	36.3	14	10	14	2	6	62	54.0
Total		432		154-435	.354	45-167	.269	79-111	.712	107	183	290	36.3	123	84	118	18	42	432	54.0
Virginia		535		189-416	.454	57-147	.388	100-144	.694	64	194	258	32.3	108	120	70	50	73	535	66.9

Opponents Averages

Games Played	Points/game	FG Pct	3FG Pct	FT Pct	Rebounds/game	Assists/game	Turnovers/game	Assist/Turnover ratio	Steals/game	Blocks/game
8	54.0	35.4	26.9	71.2	36.3	10.5	14.8	0.7	5.3	2.3



2023-24 Virginia Men's Basketball



0 • Blake Buchanan
Fr. • F • 6-11 • 225
Coeur d'Alene, Idaho



1 • Dante Harris
R-Jr. • G • 6-0 • 171
Washington, D.C.




2 • Reece Beekman
Sr. • G • 6-3 • 194
Milwaukee, Wis.




4 • Andrew Rohde
So. • G • 6-6 • 202
Brookfield, Wis.




5 • Desmond Roberts
Fr. • G • 6-4 • 206
Charlottesville, Va.



10 • Taine Murray
Jr. • G • 6-5 • 208
Auckland, N.Z.




11 • Isaac McKneely
So. • G • 6-4 • 188
Poca, W.Va.



12 • Elijah Gertrude
Fr. • G • 6-4 • 185
Jersey City, N.J.



13 • Ryan Dunn
So. • G • 6-8 • 216
Freeport, N.Y.



21 • Anthony Robinson
Fr. • F • 6-10 • 238
Peachtree City, Ga.



22 • Jordan Minor
Gr. • F • 6-8 • 242
Kingston, Mass.



24 • Tristan How
Sr. • F • 6-7 • 210
Virginia Beach, Va.



34 • Jake Groves
Gr. • F • 6-9 • 211
Spokane, Wash.



30 • Christian Bliss
Fr. • G • 6-4 • 198
Queens, N.Y.



35 • Leon Bond III
R-Fr. • G/F • 6-5 • 203
Wauwatosa, Wis.



42 • Bryce Walker
Jr. • G • 6-2 • 200
Beltsville, Md.



Tony Bennett
Head Coach
15th Season