

# VIRGINIA

## 2023-24 WOMEN'S BASKETBALL GAME NOTES

### GAME INFORMATION

**Tipoff:** Sat, Dec. 16, 2023 · 1 p.m.  
**Site:** Charlottesville, Va. / John Paul Jones Arena  
**Watch:** ACC Network Extra  
– Jason Patterson  
**Radio:** WINA 1070AM/98.9FM  
– Adam Hawes/Luke Neer/Myron Ripley  
**Live Stats:** VirginiaSports.com  
**Twitter:** @UVAWomensHoops  
**Virginia vs. Wofford:** First meeting  
**Charlottesville:** 0-0  
**Spartanburg:** 0-0; **Neutral:** 0-0  
**First Meeting:** 12/16/23  
**Last Meeting:** N/A  
**Winning Streak:** N/A

### 2023-24 SCHEDULE/RESULTS

**Overall: 7-2 ACC: 0-0**

**Home: 5-1 Away: 1-0 Neutral: 1-1**

Date	Opponent	TV	Time/Result
Wed, Nov. 8	UMES	ACCNX	W, 76-52
Sun, Nov. 12	Campbell	ACCNX	W, 74-49
Wed, Nov. 15	William & Mary	ACCNX	W, 80-51
Sun, Nov. 19	#25 Oklahoma	ACCN	L, 67-82
Fri, Nov. 24	# vs. Tulane	Flo (\$)	W, 81-59
Sat, Nov. 25	# vs. #7 LSU	Flo (\$)	L, 73-76
Thu, Nov. 30	\$ Missouri	ACCN	W (OT), 87-81
Sun, Dec. 3	at La Salle	ESPN+	W, 94-73
Wed, Dec. 6	Rider	ACCNX	W, 78-51
Sat, Dec. 16	Wofford	ACCNX	1 p.m.
Thu, Dec. 21	Fordham	ACCNX	6 p.m.
Sun, Dec. 31	* NC State	ACCN	6 p.m.
Thu, Jan. 4	* at Georgia Tech	ACCNX	7 p.m.
Sun, Jan. 7	* Duke	CW	12 p.m.
Thu, Jan. 11	* at NC State	ACCNX	7 p.m.
Sun, Jan. 14	* at North Carolina	ACCN	4 p.m.
Thu, Jan. 18	* Notre Dame	ACCNX	7 p.m.
Sun, Jan. 21	* at Florida State	ACCNX	2 p.m.
Thu, Jan. 25	* Pittsburgh	ACCNX	7 p.m.
Sun, Jan. 28	* North Carolina	CW	12 p.m.
Thu, Feb. 1	* at Virginia Tech	ACCN	6 p.m.
Sun, Feb. 4	* Clemson	ACCN	4 p.m.
Thu, Feb. 8	* at Boston College	ACCN	6 p.m.
Sun, Feb. 11	* at Wake Forest	ACCNX	2 p.m.
Sun, Feb. 18	* Syracuse	ACCN	2 p.m.
Thu, Feb. 22	* Miami	ACCNX	7 p.m.
Sun, Feb. 25	* at Louisville	CW	12 p.m.
Thu, Feb. 29	* at Duke	ACCNX	7 p.m.
Sun, March 3	* Virginia Tech	ACCN	6 p.m.
March 6-10	ACC Tournament	ACCN/ESPN/ESPN2	

**Bold** – Home games

All times are Eastern

\* – ACC regular-season game

# – Cayman Islands Classic (George Town, Grand Cayman)

\$ – ACC/SEC Challenge

% – ACC Tournament (Greensboro, N.C.)



VS.



### VIRGINIA CAVALIERS (7-2)

Head Coach: Amaka Agugua-Hamilton (Hofstra '05, VCU '07)  
At UVA: 22-17 (2nd season), Career: 96-32 (5th season)

### WOFFORD TERRIERS (6-4)

Head Coach: Jimmy Garrity (Elon '89)  
At Wofford: 112-106 (8th season); Career: 178-132 (11th season)

#### FOR OPENERS

- After a nine-day hiatus, Virginia (7-2) returns to John Paul Jones Arena to host Wofford (6-4) on Saturday (Dec. 16). Tipoff is set for 1 p.m. on ACC Network Extra (ACCNX).
- Virginia is in its 51st season of women's basketball, sporting a 967-535 (.644) all-time record.

#### SERIES HISTORY

- Saturday's contest marks the first meeting between the two teams.
- In addition to the Terriers, UVA began series against Oklahoma, Missouri, LSU and La Salle earlier this year.

#### LAST TIME OUT

- After trailing Rider 15-11 at the end of the first quarter, Virginia dominated the rest of the way en route to its 78-51 victory over the Broncos at JPJ.
- Twelve Cavaliers scored in the win, including **Camryn Taylor** (18 pts, 13 reb), who notched her ninth career double-double and first of the season.
- For the second time this season, the Cavaliers pulled down 60 rebounds, including 31 on the offensive end.
- Alexia Smith** (11 pts, 5-8 FG) also scored in double figures for the Hoos. **Jillian Brown** scored eight points and pulled down 11 rebounds in the win.

#### NON-CONFERENCE SUCCESS

- Under head coach **Amaka Agugua-Hamilton**, UVA is 18-2 against non-conference opponents.
- The Cavaliers won their first 14 non-conference matchups before falling to No. 25 Oklahoma, 82-67, on Nov. 19.

#### VIRGINIA'S PREVIOUS STARTING LINEUP

Pos.	No.	Player (Hometown)	Yr.	Ht.	PPG	RPG	APG	NOTES
G	21	Kymora Johnson (Charlottesville, Va.)	Fr.	5-7	11.1	3.6	4.9	McDonald's High School All-American; 2x Virginia Player of the Year
G	1	Paris Clark (Bronx, N.Y.)	So.	5-8	8.7	3.8	0.5	Transfer from Arizona; No. 33 transfer according to espnW
G	23	Alexia Smith (Columbus, Ohio)	Sr.	5-8	5.9	5.0	1.4	Appeared in 29 games in 2022-23, including 13 starts
F	33	Sam Brunelle (Ruckersville, Va.)	Gr.	6-2	9.3	3.6	0.6	Katrina McClain Watch List selection (nation's top PF)
F	20	Camryn Taylor (Peoria, Ill.)	5 <sup>th</sup>	6-2	14.8	6.6	0.7	2022 Second Team All-ACC; nine career double-doubles

#### OTHER KEY CONTRIBUTORS

Pos.	No.	Player (Hometown)	Yr.	Ht.	PPG	RPG	APG	NOTES
G	0	Olivia McGhee (Louisa, Va.)	Fr.	6-2	6.3	2.4	0.2	Played three years for Louisa HS; played senior year at IMG Academy
G	4	Jillian Brown (Grand Rapids, Mich.)	Jr.	5-10	8.7	7.4	2.3	Played two seasons at Northwestern (2021-23)
G	5	Yonta Vaughn (District Heights, Md.)	So.	5-8	5.0	2.8	4.2	Cayman Islands Classic All-Tournament Team
G/F	10	Mir McLean (Baltimore, Md.)	Sr.	5-11	0.0	0.0	0.0	Second on team in scoring before suffering season-ending injury last year
F	12	Edessa Noyan (Södertälje, Sweden)	Fr.	6-3	2.0	3.4	0.3	Member of Swedish U20 national team; three-level scorer
G	14	Kaydan Lawson (Cleveland, Ohio)	Sr.	6-0	3.2	2.8	0.4	Appeared in 28 games, including 18 starts in 2022-23
G	32	Cady Pauley (Milan Mo.)	So.	5-11	3.1	1.1	0.6	Of her 30 made FGs in 2022-23, 22 of them were 3FGs
F	34	London Clarkson (Pflugerville, Texas)	Gr.	6-2	9.1	4.6	1.1	Appeared in 29 games, including two starts, in 2022-23
C	41	Taylor Lauterbach (Appleton, Wisc.)	Gr.	6-7	1.2	2.7	0.2	Transfer from Wisconsin; earned undergrad degree in three years

#### COMIN' IN HOT

- Virginia has tallied at least 25 points from its bench in six games this year (Tulane – 49; La Salle – 45; Rider – 33; William & Mary – 31; Oklahoma – 26; Missouri – 25).
- In two of those games, the Cavaliers have scored at least 45 points from their reserves.
- In UVA's 81-59 comeback win over Tulane (Nov. 24), the Cavaliers scored 49 points off the bench, the most by UVA in a single game since Dec. 18, 2011, when its bench scored 55 points in a 92-43 victory over Radford.
- Additionally, the Hoos' top-3 scorers against the Green Wave in **Yonta Vaughn** (14 pts), **Sam Brunelle** (12 pts) and **Alexa Smith** (10 pts) came off the bench.

#### OLD SCHOOL BASKETBALL

- Virginia is currently fourth in the nation in offensive rebounds (18.4/gm), sixth in total rebounding (48.78/gm) and eighth in free throw percentage (81.0).
- The Cavaliers are 7-0 this season when either leading or doubling their opponents in rebounding.
- UVA has shot at least 80 percent from the charity stripe in six games this season.
- Among all Division-I players, **Camryn Taylor** (93.8) is eighth in the nation in free throw percentage.

#### HEAT CHECK

- After shooting 19.9 percent from 3-point range in its first four games of the season, the Cavaliers set the program single-game record with 15 made 3-pointers (35 attempts) in UVA's comeback win over Tulane (Nov. 24).
- Six different Cavaliers made a 3-pointer against the Green Wave, including **Sam Brunelle** (4-5 3FG) and **Yonta Vaughn** (4-8 3FG), who led the team with four each.
- UVA's previous record was 14 made 3s (24 attempts) at Rider on Jan. 2, 2008.

# GAME NOTES

## DON'T CALL IT A COMEBACK

- This season, the Cavaliers have successfully mounted two 15-point comebacks, their 81-59 triumph over Tulane (Nov. 24) and 87-81 overtime win over Missouri (Nov. 30).
- Virginia trailed the Tigers 28-13 with 9:30 left in the second quarter.
- Against Tulane, the Hoos trailed 19-5 with 3:01 remaining in the first quarter.
- UVA went on to lead by as many as 24 points [66-42] with 9:45 remaining against the Green Wave.
- Both comebacks are UVA's largest since it set the program record on Feb. 13, 2020, when the Cavaliers overcame a 22-point deficit in the Hoos' 69-64 win over Miami.

## CAMRYN TAYLOR PROPELING THE HOOS

- Fifth-year forward **Camryn Taylor** has led UVA in scoring in five games this season, including when scored a season-high 26 points in the Cavaliers' overtime win over Missouri.
- Her 26 points against the Tigers were just one shy of tying her career high.
- Taylor has scored in double figures seven times this season and recorded a double-double with 18 points and 13 rebounds against Rider (Dec. 6).
- She currently leads the ACC in both free throw percentage (93.8) and total free throws made (45).
- At La Salle (Dec. 3), she went 10-for-10 at the charity stripe without hitting a basket from the field.

## JOHNSON, VAUGHN AMONG THE ACC'S ASSISTS LEADERS

- **Kymora Johnson** (4.9 apg) and **Yonta Vaughn** (4.2 apg) are the only two teammates in the ACC averaging at least 4.2 assists per game.
- Virginia is one of just seven schools nationally with two players averaging at least 4.2 assists per game.
- Johnson is currently sixth in the league in assists per game, while Vaughn is 11th.
- Johnson is also third in assists per game among all true freshmen nationally.

## EVERYBODY WANTS SOME

- After finishing fourth in the ACC in attendance (3,489) in 2022-23, UVA set a program record for season tickets sold this offseason after adding 1,000 new season ticket holders this year.
- For games played through Dec. 14, Virginia is currently third in the ACC and No. 25 in the nation in attendance (3,821/gm).
- Last season, Virginia also hosted 6,378 fans for National Girls and Women in Sports Day and Senior Day, which marked the highest attendance for a UVA women's basketball non-field trip day game since 2011.

## CULTURE WINS

- Since becoming UVA's sixth head coach in the spring of 2022, one of **Amaka "Mox" Agugua-Hamilton's** biggest points of emphasis has been establishing a strong culture now and for years to come.
- A few of Virginia's team mantras include: Grind Now, Shine Later (#GNSL), Culture Wins, and Family.
- Coach Mox has defined her mantra "Grind Now, Shine Later" as 'progress is a process'. When you focus on the work that's in front of you, the results and recognition will fall into place.

## THE RETURNERS

- This season, Virginia returns eight players from last year's squad, including Second Team All-ACC selection **Camryn Taylor** and 2024 Katrina McClain Watch List (nation's top power forward) selection **Sam Brunelle**.
- Other returners include guards **Kaydan Lawson**, **Alexia Smith**, **Cady Pauley** and **Yonta Vaughn**, and forwards **Mir McLean** and **London Clarkson**.

## THE NEWCOMERS

- First years **Kymora Johnson**, **Olivia McGhee** and **Edessa Noyan** make up the nation's No. 13 recruiting class.
- In addition to Brunelle, both Johnson and McGhee are natives of the Charlottesville-area, while Noyan hails from Sweden.
- Johnson was also a two-time Gatorade Virginia Girls Basketball Player of the Year while attending St. Anne's-Belfield.
- In addition to its freshman class, UVA signed three players from the transfer portal this offseason in guards **Paris Clark** (Arizona) and **Jillian Brown** (Northwestern), and 6-7 center **Taylor Lauterbach** (K-State).
- Clark was ranked the nation's No. 33 transfer this offseason according to ESPN.com.

## 2023-24 OPPONENTS

- This season, UVA faces 10 different opponents that reached the 2023 NCAA Tournament.
- Both Oklahoma and reigning-national champion LSU are the two non-conference opponents that earned tournament berths.
- Eight ACC teams made the NCAA Tournament last season in Duke, Florida State, Louisville, Miami, NC State, North Carolina, Notre Dame and Virginia Tech.
- All four of UVA's ACC travel pod partners (Duke, NCSU, UNC & VT), which the Cavaliers will have to face twice during the regular season, made the big dance last year.

## A LOOK BACK AT 2022-23

- After going 5-22 in 2021-22, Virginia tripled its win total (15-15) last year under Coach Mox in her first season at UVA.
- The Cavaliers received an invite to the 2023 WNIT, but declined to participate due to a lack of healthy players.
- Last year, Virginia garnered its first national ranking - No. 25 in the USA Today Coaches Poll - since the 2011-12 season.
- The Cavaliers kicked off their 2022-23 campaign by winning their first 12 games, the best start in program history since the 1994-95 season.

## ON THE HORIZON

- The Cavaliers close out their non-conference slate by hosting Fordham (5-6) on Thursday (Dec. 21).
- Tipoff is set for 6 p.m. on ACC Network Extra (ACCNX).

## BRUNELLE NAMED TO KATRINA McCLAIN WATCH LIST

- For the second consecutive year, UVA forward **Sam Brunelle** was named a Katrina McClain Award Watch List selection, which was announced by the Naismith Memorial Basketball Hall of Fame and the WBCA on Oct. 19.
- The award, which is in its seventh year, recognizes the top power forward in NCAA Division I women's basketball. A national committee of top college basketball personnel determined the watch list of 20 candidates.
- Last season, Brunelle averaged 11.0 points per game, shot 40 percent from 3-point range and 91.2 percent from the free throw line. Brunelle started in 21 games for the Cavaliers in 2022-23 before her season was cut short due to injury.
- She scored in double figures in 14 games, helped the Hoos start 12-0 and achieve the program's first top-25 ranking - in the USA Today Coaches Poll - since 2010. Brunelle joined UVA in 2022 as a graduate transfer from Notre Dame.

## WILLOUGHBY IN THE WNBA

- Virginia alumnae Jocelyn Willoughby '20 wrapped up her third playing season in the WNBA with the New York Liberty.
- Willoughby and the Liberty reached the WNBA finals where they fell, 3-1, in the series to the Las Vegas Aces.
- Willoughby led the ACC in scoring as a senior, averaging 19.2 points and 7.7 rebounds per game.
- This year's Virginia team traveled to Brooklyn, N.Y. for game No. 2 of the WNBA finals, which the Liberty won, 87-73, in Barclays Center.
- After the win, the Cavaliers were able to tour the arena with Willoughby.

## WRIGHT INDUCTED INTO VIRGINIA SPORTS HALL OF FAME

- Former Cavalier Monica Wright Rogers was inducted into the Virginia Sports Hall of Fame as part of its class of 2024, the organization announced Nov. 27.
- A native of Woodbridge, Va., Wright Rogers was Virginia's the 2006 Gatorade Virginia Player of the Year and was selected as a WBCA All-American.
- During her four years at Virginia, Wright Rogers set program career records for total points (2,540), scoring average (19.1 ppg), field goals made (962), field goal attempts (2,207) and 25-point games (28), and ranks fourth on the all-time list with 372 steals.
- A three-time All-American, Wright Rogers was named the 2010 ACC Player of the Year, ACC Defensive Player of the Year and WBCA National Defensive Player of the Year. Following her graduation, she played seven seasons in the WNBA, winning two WNBA Championships, and was named to the 2010 All-Rookie Team.

# GAME NOTES

## AMAKA AGUGUA-HAMILTON

### OVERVIEW

- Amaka "Mox" Agugua-Hamilton was named Virginia's sixth head coach on March 21, 2022. She is a native of Oakton HS.
- Tripled the Cavaliers' win total (15) in 2022-23 from the previous two seasons combined.
- Recruited in the nation's No. 13 signing class of 2023.
- Led UVA to its first top-25 ranking in the USA Today Coaches Poll since 2010.
- Spent three seasons at Missouri State where she led the Lady Bears to back-to-back NCAA Tournament appearances, including a Sweet 16 appearance in 2021.
- Two-time MVC Coach of the Year (2020-21).
- 2020 WBCA Rookie Coach of the Year.
- 2021 WBCA National Coach of the Year finalist.
- Recorded nine wins over Power-5 teams in three seasons at MSU.
- First African-American woman to be named head coach for any sport at MSU.



### EDUCATION

College: Hofstra '05, VCU '07

### COACHING EXPERIENCE

Year	School (position)
2006-07	VCU (graduate assistant)
2007-09	VCU (assistant coach)
2009-11	Indiana (assistant coach)
2011-13	Old Dominion (assistant coach)
2013-15	Michigan State (assistant coach)
2015-19	Michigan State (associate head coach)
2019-22	Missouri State (head coach)
2022-pres.	Virginia (head coach)

### THE AGUGUA-HAMILTON RECORD

Year	School	Record (Conf)	Postseason
2019-20	Missouri State	26-4 (16-2)	N/A (COVID-19)
2020-21	Missouri State	23-3 (16-0)	NCAA Sweet 16
2021-22	Missouri State	25-8 (14-4)	NCAA First Round
2022-23	Virginia	15-15 (4-14)	WNIT invitee
2023-24	Virginia	7-2 (0-0)	
<b>Total</b>	<b>5 seasons</b>	<b>96-32</b>	
<b>Virginia</b>	<b>2 seasons</b>	<b>22-17 (4-14)</b>	

### AGUGUA-HAMILTON VS. 2023-24 OPPONENTS

Opponent	Career	UVA
Boston College	1-0	1-0
Campbell	2-0	2-0
Clemson	0-1	0-1
Duke	0-2	0-2
Florida State	1-1	0-1
Fordham	0-0	0-0
Georgia Tech	1-0	1-0
La Salle	1-0	1-0
Louisville	0-1	0-1
LSU	0-2	0-1
Maryland Eastern-Shore	2-0	2-0
Miami (Fla.)	0-1	0-1
Missouri	4-0	1-0
NC State	1-1	1-1
North Carolina	0-2	0-2
Notre Dame	0-1	0-1
Oklahoma	1-1	0-1
Pittsburgh	0-1	0-1
Rider	1-0	1-0
Syracuse	0-1	0-1
Tulane	1-0	1-0
Virginia Tech	1-2	0-2
Wake Forest	1-2	1-1
William & Mary	2-0	2-0
Wofford	0-0	0-0

### JANKOSKA ENSHRINED IN SAGINAW COUNTY SPORTS HALL OF FAME

- Virginia assistant coach **Tori Jankoska**, arguably the best Michigan State women's basketball player of all-time, was enshrined in the Saginaw County (Mich.) Sports Hall of Fame on Nov. 5.
- Jankoska was a four-time all-state player for Freeland High School from 2010-13 where she scored a Saginaw County record 2,333 career points, also good for No. 9 all-time in the state of Michigan.
- Her senior year, she was crowned Michigan's Miss Basketball and the state's Gatorade Player of the Year.
- At Michigan State, she set the program's all-time scoring record (2,212).
- Jankoska was selected ninth overall by the Chicago Sky in the 2017 WNBA Draft and later played for the Polish basketball team, Basket Gdynia.
- Prior to her arrival at Virginia in 2022, Jankoska served as assistant coach for three seasons (2019-22) at Missouri State under current UVA head coach **Amaka Agugua-Hamilton**.

## UVA'S RECORD UNDER AGUGUA-HAMILTON WHEN...

Category	All	2023-24
Leading at the half	16-1	5-0
Trailing at the half	6-14	2-1
Tied at the half	0-2	0-1
Playing Overtime	1-0	1-0
Playing a non-conference opponent	18-2	7-2
Shooting 50% or better	2-0	0-0
Shooting between 40-49.9%	14-5	5-0
Shooting less than 40%	6-12	2-2
Opponents shoot 50% or better	0-5	0-0
Opponents shoot less than 50%	22-12	7-2
UVA outrebounds its opponent	17-5	6-0
Opponent outrebounds UVA	2-12	0-2
Teams are tied in rebounds	3-0	1-0
UVA has 10 or more steals	11-5	3-1
UVA shoots 70% FT or better	15-13	6-2
UVA shoots less than 70% FT	7-5	1-0
Scoring less than 50 points	0-0	0-0
Scoring 50-59 points	0-7	0-0
Scoring 60-69 points	4-7	0-1
Scoring 70-79 points	9-3	3-1
Scoring 80-89 points	7-0	3-0
Scoring more than 90 points	2-0	1-0
Allowing fewer than 50 points	5-0	1-0
Allowing fewer than 40 points	2-0	0-0
Playing in John Paul Jones Arena	16-6	5-1
Playing on the road	5-9	1-0
Playing on a neutral court	1-2	1-1
Game decided by 1-4 points	1-2	0-1
Game decided by 5-10 points	3-5	1-0
Game decided by 11+ points	18-10	6-1
Playing at night	10-9	3-0
Playing in the afternoon	11-8	3-2
Playing in the morning	1-0	1-0
Playing on Monday	1-0	0-0
Playing on Tuesday	0-0	0-0
Playing on Wednesday	7-2	3-0
Playing on Thursday	3-7	1-0
Playing on Friday	1-0	1-0
Playing on Saturday	1-1	0-1
Playing on Sunday	9-7	2-1
Playing in November	14-2	5-2
Playing in December	6-1	2-0
Playing in January	1-7	0-0
Playing in February	1-6	0-0
Playing in March	0-1	0-0
Playing in April	0-0	0-0

## ACC PRESEASON POLL

- Virginia Tech (45) ..... 1,116
- Notre Dame (14) ..... 1,052
- North Carolina (1) ..... 973
- Louisville (1) ..... 867
- Florida State ..... 855
- Miami ..... 702
- Duke ..... 686
- NC State ..... 652
- Syracuse ..... 504
- Virginia ..... 438**
- Clemson ..... 395
- Georgia Tech ..... 342
- Boston College ..... 226
- Wake Forest ..... 192
- Pittsburgh ..... 120

# GAME NOTES

## VIRGINIA ALL-TIME VS. 2023-24 OPPONENTS

Opponent	Overall
Boston College	18-6
Campbell	2-1
Clemson	45-34
Duke *	35-42
Florida State	36-21
Fordham	2-0
Georgia Tech	59-18
La Salle	1-0
Louisville	2-11
LSU	0-1
Maryland Eastern-Shore	3-0
Miami (Fla.)	10-12
Missouri	1-0
NC State *	41-41
North Carolina *	34-58
Notre Dame	3-10
Oklahoma	0-1
Pittsburgh	6-6
Rider	6-0
Syracuse	5-10
Tulane	1-3
Virginia Tech *	51-18
Wake Forest	69-10
William & Mary	13-0
Wofford	0-0

\* - Two regular-season matchups scheduled in 2023-24

## UPCOMING MILESTONES

### Wins

100 Wins.....Amaka Agugua-Hamilton, 96

### Games Played

125 GP.....Sam Brunelle, 108  
Camryn Taylor, 108  
100 GP.....Alexia Smith, 90  
London Clarkson, 88  
Taylor Lauterbach, 81

### Total Points

1,500 Points.....Camryn Taylor, 1303  
Sam Brunelle, 1,093  
500 Points.....Jillian Brown, 491  
London Clarkson, 435  
Alexia Smith, 418  
Mir McLean, 376  
Kaydan Lawson, 328

### Field Goals Made

600 FGM.....Camryn Taylor, 514  
500 FGM.....Sam Brunelle, 419

### Rebounding

700 Rebounds.....Camryn Taylor, 614  
500 Rebounds.....Sam Brunelle, 432

### Blocked Shots

75 Blocks.....Camryn Taylor, 66  
50 Blocks.....Taylor Lauterbach, 45  
London Clarkson, 42

### Steals

100 Steals.....Camryn Taylor, 86  
Alexia Smith, 76  
Jillian Brown, 64  
50 Steals.....Mir McLean, 49



## CAVALIERS SELECTED IN THE WNBA DRAFT

Year	Name	Team	Rd.	Pk.
1997	Wendy Palmer* (Elite Draft)	Utah Starzz	2	1
	Tammi Reiss* Tora Suber	Utah Starzz Charlotte Sting	1	5 7
1999	Dawn Staley*	Charlotte Sting	1	9
2000	Lesley Brown (Expansion Draft)	Miami Sol	-	19
	Renee Robinson	Indiana Fever	4	9
2001	Svetlana Volnaya	Detroit Shock	3	6
2003	Telisha Quarles	Phoenix Mercury	3	4
2008	Sharnee Zoll	LA Sparks	3	1
2009	Lyndra Littles	Connecticut Sun	2	4
2010	Monica Wright	Minnesota Lynx	1	2
2020	Jocelyn Willoughby	Phoenix Mercury	1	10

## CAVALIERS WHO HAVE PLAYED IN THE WNBA

**Heidi Burge** (LA Sparks 1997, Washington Mystics 1998)

**Jenny Boucek** (Cleveland Rockers 1997)

**Wendy Palmer** (Utah Starzz 1997-99; Detroit Shock 1999-02; Orlando Miracle 2002; Connecticut Sun 2003-04; San Antonio Silver Stars 2005; Seattle Storm 2006-07)

**Tammi Reiss** (Utah Starzz 1997-98)

**Tora Suber** (Charlotte Sting 1997-98; Orlando Miracle 1999)

**Heather Burge** (Sacramento Monarchs 1999)

**Dawn Staley** (Charlotte Sting 1999-2005; Houston Comets 2005-06)

**Lesley Brown** (Miami Sol, 2000)

**DeMya Walker** (Portland Fire 2000-02; Sacramento Monarchs 2003-09; Connecticut Sun 2010-11; Washington Mystics 2011; New York Liberty 2012-13)

**Sharneé Zoll** (Minnesota Lynx 2008, Chicago Sky 2013)

**Monica Wright** (Minnesota Lynx 2010-15; Seattle Storm 2015-16)

**Jocelyn Willoughby** (New York Liberty 2020-pres.)

## WNBA CHAMPIONS

**DeMya Walker** (Sacramento Monarchs, 2005)

**Monica Wright** (Minnesota Lynx, 2011 & 2013)

# 2023-24 VIRGINIA ROSTER

## NUMERICAL

No.	Name	Pos.	Yr.	Ht.	Hometown	High School/Previous School
0	Olivia McGhee	G	Fr.	6-2	Louisa, Va.	IMG Academy
1	Paris Clark	G	So.	5-8	Bronx, N.Y.	Long Island Lutheran/Arizona
4	Jillian Brown	G	Jr.	5-10	Grand Rapids, Mich.	East Grand Rapids/Northwestern
5	Yonta Vaughn	G	So.	5-8	District Heights, Md.	Bishop McNamara
10	Mir McLean	G/F	Sr.	5-11	Baltimore, Md.	Roland Park Country School/UConn
12	Edessa Noyan	F	Fr.	6-3	Södertälje, Sweden	Täljegymnasiet
14	Kaydan Lawson	G	Sr.	6-0	Cleveland, Ohio	Orange
20	Camryn Taylor	F	5th	6-2	Peoria, Ill.	Richwoods/Marquette
21	Kymora Johnson	G	Fr.	5-7	Charlottesville, Va.	St. Anne's-Belfield School
23	Alexia Smith	G	Sr.	5-8	Columbus, Ohio	Columbus Africentric Early College/Minnesota
32	Cady Pauley	G	So.	5-11	Milan, Mo.	Milan
33	Sam Brunelle	F	Gr.	6-2	Ruckersville, Va.	William Monroe/Notre Dame
34	London Clarkson	F	Gr.	6-2	Pflugerville, Texas	Pflugerville/Florida State
41	Taylor Lauterbach	C	Gr.	6-7	Appleton, Wisc.	Appleton West/K-State

## ALPHABETICAL

No.	Name	Pos.	Yr.	Ht.	Hometown	High School/Previous School
4	Jillian Brown	G	Jr.	5-10	Grand Rapids, Mich.	East Grand Rapids/Northwestern
33	Sam Brunelle	F	Gr.	6-2	Ruckersville, Va.	William Monroe/Notre Dame
1	Paris Clark	G	So.	5-8	Bronx, N.Y.	Long Island Lutheran/Arizona
34	London Clarkson	F	Gr.	6-2	Pflugerville, Texas	Pflugerville/Florida State
21	Kymora Johnson	G	Fr.	5-7	Charlottesville, Va.	St. Anne's-Belfield School
41	Taylor Lauterbach	C	Gr.	6-7	Appleton, Wisc.	Appleton West/K-State
14	Kaydan Lawson	G	Sr.	6-0	Cleveland, Ohio	Orange
0	Olivia McGhee	G	Fr.	6-2	Louisa, Va.	IMG Academy
10	Mir McLean	G/F	Sr.	5-11	Baltimore, Md.	Roland Park Country School/UConn
12	Edessa Noyan	F	Fr.	6-3	Södertälje, Sweden	Täljegymnasiet
32	Cady Pauley	G	So.	5-11	Milan, Mo.	Milan
23	Alexia Smith	G	Sr.	5-8	Columbus, Ohio	Columbus Africentric Early College/Minnesota
20	Camryn Taylor	F	5th	6-2	Peoria, Ill.	Richwoods/Marquette
5	Yonta Vaughn	G	So.	5-8	District Heights, Md.	Bishop McNamara

**Head Coach:** Amaka Agugua-Hamilton (Hofstra '05), 2nd year

**Assistant Coach:** CJ Jones (Francis Marion '10), 2nd year

**Assistant Coach:** Tori Jankoska (Michigan State '16), 2nd year

**Assistant Coach:** Alysiah Bond (Ohio State '95), 2nd year

**Assistant Coach:** Janko Popovic (LeMoyne-Owen, '14), 2nd year

**Director of Basketball Operations:** Jazmin Horne (Saint Joseph's '17, Temple '22), 2nd season

**Director of Scouting and Player Development:** Abby Emmert (Missouri State '21, '22), 2nd season

**Director of Recruiting Operations:** Mariah White (Missouri State '22), 2nd season

**Athletic Trainer:** Lydia Johnson (Charleston Southern, '12), 2nd season

**Strength & Conditioning Coach:** Justin Westbrook (Virginia '22, '23), 1st season

## Pronunciation Guide

5.	Yonta Vaughn	Yahn-tah
10.	Mir McLean	Rhymes with dear
12.	Edessa Noyan	Eh-dess-uh
21.	Kymora Johnson	Kuh-more-uh
23.	Alexia Smith	Uh-lex-ee-uh
41.	Taylor Lauterbach	Law-tuhr-bahk
	Amaka Agugua-Hamilton	Uh-mah-kuh Uh-goo-gwah
	Alysiah Bon	Uh-lie-shuh
	Tori Jankoska	Jan-kahs-kuh
	Janko Popovic	Yahn-koh Pop-oh-vich

## UVA BIRTHDAYS

February 1	Alexia Smith
February 9	Yonta Vaughn
February 18	Olivia McGhee
March 15	Camryn Taylor
March 19	Sam Brunelle
May 2	Edessa Noyan
May 15	Cady Pauley
June 7	Taylor Lauterbach
July 25	Kymora Johnson
August 13	Jillian Brown
September 5	Mir McLean
September 12	Paris Clark
October 17	London Clarkson
December 14	Kaydan Lawson

# VIRGINIA'S RECORD WHEN...

## VIRGINIA'S RECORD IN 2023-24 WHEN...

Games decided by 10 pts or less .....	1-1
Leading at halftime .....	5-0
Trailing at halftime .....	2-1
Tied at halftime .....	0-1
In overtime games .....	1-0
Leading by 10 or more points .....	6-0
Shot FG 50% or better .....	0-0
Shot FG 40-49% .....	5-1
Shot FG less than 40% .....	2-1
Holding opponent under 60 points .....	5-0
Scoring 30-39 points .....	0-0
Scoring 40-49 points .....	0-0
Scoring 50-59 points .....	0-0
Scoring 60-69 points .....	0-1
Scoring 70-79 points .....	3-1
Scoring 80-89 points .....	3-0
Scoring 90-100 points .....	1-0
Scoring over 100 points .....	0-0
Outrebounding opponent .....	6-0
Being outrebounded .....	0-2
Tied in rebounding .....	1-0
Had fewer turnovers than opponent .....	6-1
Tied in turnovers .....	0-1
Committed fewer than 15 turnovers .....	6-1
Wearing white uniforms .....	5-0
Wearing blue uniforms .....	2-1
Wearing orange uniforms .....	0-1

## VIRGINIA MARGINS OF VICTORY IN 2023-24

1-9 points .....	1
10-19 points .....	0
20-29 points .....	6
30-39 points .....	0
40-49 points .....	0
50 or more points .....	0

## LARGEST LEADS & BEST SCORING RUNS IN 2023-24

Largest winning margin .....	29 (80-51) vs. William & Mary, 11/15
Largest losing margin .....	15 (67-82) vs. #25 Oklahoma, 11/19
Largest lead .....	31 (4th 1:00) vs. William & Mary, 11/15
Largest deficit .....	20 (3rd 9:43) vs. Oklahoma, 11/19
Largest deficit in a win .....	15 (1st 3:01) vs. Tulane, 11/24
	15 (2nd 9:30) vs. Missouri, 11/30
Largest halftime lead .....	13 (35-22) vs. UMES, 11/8
Largest halftime deficit .....	17 (27-44) vs. Oklahoma, 11/19
Largest halftime deficit in a win .....	8 (28-36) vs. Missouri, 11/30
Best scoring run .....	21 (4th 3:01) vs. Campbell, 11/12
Opponent's best scoring run .....	11 (1st 3:17) vs. Oklahoma, 11/19
	11 (3rd 7:21) vs. Missouri, 11/30

## SCORING BENCHMARKS

### GAMES WITH 20 OR MORE POINTS IN 2023-24

	Career	2023-24
Camryn Taylor	13*	1
Mir McLean	3	0
Sam Brunelle	8#	0
London Clarkson	1	0

\* - includes four 20-point games in two seasons at Marquette (2019-21)

# - includes seven 20-point games in three seasons at Notre Dame (2019-22)

### GAMES WITH 10 OR MORE POINTS

	Career	2023-24
Camryn Taylor	67*	7
Sam Brunelle	58*	4
Mir McLean	20*	0
Jillian Brown	19*	4
London Clarkson	19*	4
Kaydan Lawson	12	0
Alexia Smith	11	4
Paris Clark	6*	3
Cady Pauley	3	0
Kymora Johnson	4	4
Olivia McGhee	3	3
Yonta Vaughn	3	2
Taylor Lauterbach	1*	0

\* - includes 10-point games at previous school

### GAMES WITH 10 OR MORE REBOUNDS

	Career	2023-24
Mir McLean	6	0
Camryn Taylor	3	1
Kaydan Lawson	1	0
London Clarkson	1	0
Jillian Brown	2	2
Taylor Lauterbach	2*	0
Alexia Smith	1	1

\* - includes two 10-rebound games in three seasons at K-State

### DOUBLE DOUBLES

	Career	2023-24
Camryn Taylor	9*	1
Mir McLean	7	0
Jillian Brown	1	1
Alexia Smith	1	1

\* - includes five double-doubles in 27 games at Marquette

# MISCELLANEOUS GAME-BY-GAME

## GAME-BY-GAME LEADERS

Date	Opponent	W/L	Score	Points	Rebounds	Assists
11/8	UMES	W	76-52	Taylor, 22	<b>Brown, 13</b>	Vaughn, 8
11/12	Campbell	W	74-49	Taylor, 16	Noyan, 8	Johnson, 7
11/15	William & Mary	W	80-51	Brown, 17	Brown & Taylor, 7	Smith, 4
11/19	Oklahoma	L	67-82	Taylor, 17	Brown, 9	Johnson, 6
11/24	vs. Tulane	W	81-59	Vaughn, 14	McGhee, 6	<b>Johnson, 9</b>
11/25	vs. LSU	L	73-76	Clark, 19	Brown & Clark, 7	Vaughn, 7
11/30	Missouri	W (ot)	87-81	<b>Taylor, 26</b>	<b>Smith, 13</b>	Johnson, 7
12/3	at La Salle	W	94-73	Johnson, 17	Brown, 8	Vaughn, 6
12/6	Rider	W	78-51	Taylor, 18	<b>Taylor, 13</b>	Johnson, 4

**Bold** – Team season high

## SCORING & SPECIALTY STATS

Date	Opponent	Total		1st Half		2nd Half (OT)		Starters		Bench		In the Paint		Fast Break		2nd Chance		Off Turnovers	
		UVA	Opp.	UVA	Opp.	UVA	Opp.	UVA	Opp.	UVA	Opp.	UVA	Opp.	UVA	Opp.	UVA	Opp.	UVA	Opp.
11/8	UMES	76	52	35	<b>22</b>	41	30	58	27	18	25	30	<b>10*</b>	<b>24*</b>	6	12	4	14	10
11/12	Campbell	74	<b>49</b>	29	35	45	14	<b>65</b>	37	9	12	32	22	22	5	14	9	20	6
11/15	William & Mary	80	51	34	23	46	28	49	33	31	18	42	24	22	7	15	10	13	5
11/19	#25 Oklahoma	67	82	27	44	40	38	41	63	26	19	36	30	7	18	15	8	21	7
11/24	vs. Tulane	81	59	36	34	45	25	32	43	<b>49</b>	16	26	22	13	9	13	7	<b>28</b>	6
11/25	vs. #7 LSU	73	76	38	38	35	38	51	68	22	<b>8</b>	32	42	14	8	21	15	16	13
11/30	Missouri	87	71	28	36	47	39	62	66	25	15	44	32	8	8	18	7	21	8
12/3	at La Salle	<b>94</b>	73	<b>45</b>	33	<b>49</b>	40	49	46	45	27	<b>46</b>	28	19	11	15	6	22	10
12/6	Rider	78	51	32	27	46	<b>24</b>	45	39	33	12	40	26	17	<b>4</b>	<b>26</b>	<b>0</b>	16	<b>4</b>

**Bold** – Virginia season high/opponent season low

## STARTING LINEUPS

Lineup #	Games	G	G	G/F	F	F/C
1	1	Johnson	Brown	Smith	Taylor	Noyan
2	2-4	Johnson	Brown	Smith	Taylor	Clarkson
3	5	Johnson	Brown	McGhee	Taylor	Clarkson
4	6-9	Johnson <sup>9</sup>	Clark <sup>4</sup>	Smith <sup>4</sup>	Taylor <sup>9</sup>	Brunelle <sup>4</sup>

# - Consecutive starts

# GAME-BY-GAME COMPARISONS

Date	Opponent	W/L	Score	Field Goals		3-Pointers		Free Throws		Rebounds			PF	A	TO	Blk	Stl	Pts
				FG-FGA	Pct	3FG-3FGA	Pct	FT-FTA	Pct	Off	Def	Total						
11/8/23	at Virginia	W	76-52	24-67	.358	8-31	.258	20-25	.800	20	40	60	15	16	19	8	8	76
	UMES			20-71	.282	5-21	.238	8-10	.700	13	26	39	19	7	14	5	5	52
11/12/23	at Virginia	W	74-49	25-62	.403	3-15	.200	21-23	.913	13	30	43	17	16	11	7	11	74
	Campbell			15-58	.310	7-27	.259	6-16	.375	15	25	40	21	13	21	7	5	49
11/15/23	at Virginia	W	80-51	29-71	.408	6-22	.273	16-20	.800	18	38	56	17	15	12	8	7	80
	W&M			18-67	.269	3-19	.158	12-16	.750	13	25	38	19	10	14	3	4	51
11/19/23	at Virginia	L	67-82	26-83	.313	1-23	.043	14-17	.824	18	25	43	19	12	12	3	14	67
	#22 Oklahoma			30-62	.484	13-30	.433	9-12	.750	8	41	49	17	22	24	7	6	82
11/24/23	Virginia	W	81-59	30-74	.405	15-35	.429	6-7	.857	14	29	43	19	20	12	4	13	81
	vs. Tulane			18-58	.310	6-23	.261	17-24	.708	14	29	43	10	9	19	4	10	59
11/25/23	Virginia	L	73-76	27-72	.375	9-31	.290	10-14	.714	19	23	42	24	14	16	6	8	73
	vs. #7 LSU			26-67	.403	2-8	.250	20-24	.833	18	29	47	17	16	16	2	4	76
11/30/23	at Virginia	W (ot)	87-81	32-78	.410	5-22	.227	18-23	.783	16	28	44	19	20	6	6	7	87
	Missouri			27-60	.450	9-25	.360	18-26	.692	9	32	41	20	15	18	4	6	81
12/3/23	Virginia	W	94-73	33-72	.458	5-21	.238	23-25	.920	17	31	48	18	22	14	2	9	94
	at La Salle			27-68	.397	10-34	.294	9-13	.692	12	22	34	21	13	20	3	6	73
12/6/23	at Virginia	W	78-51	29-76	.382	7-28	.250	13-20	.650	31	29	60	11	14	10	2	12	78
	Rider			22-52	.423	4-21	.190	3-6	.500	3	19	22	15	16	16	1	8	51
	Virginia			255-655	.389	59-228	.259	141-174	.810	166	273	439	159	149	116	46	89	710
	Opponents			207-563	.368	59-208	.284	101-147	.687	105	248	353	159	121	162	36	54	574

## Virginia Averages

Games Played	Points/game	FG Pct	3FG Pct	FT Pct	Rebounds/game	Assists/game	Turnovers/game	Assist/Turnover ratio	Steals/game	Blocks/game
9	78.9	38.9	25.9	81.0	48.8	16.6	12.9	1.3	9.9	5.1

## Opponents Averages

Games Played	Points/game	FG Pct	3FG Pct	FT Pct	Rebounds/game	Assists/game	Turnovers/game	Assist/Turnover ratio	Steals/game	Blocks/game
9	63.8	36.8	28.4	68.7	39.2	13.4	18.0	0.7	6.0	4.0



# THE LAST TIME

## INDIVIDUAL

**One player with a double-double:** Camryn Taylor (18 pts, 13 reb), vs. Rider (12/6/23)

**Two UVA players with double-doubles in the same game:** vs. Syracuse, 3/5/20 (Willoughby 13 pts, 12 reb; Jablonowski 12 pts, 10 reb)

**Five Players in double figures:** at La Salle, 12/3/23 (Johnson 17, Brown 12, Clark 12, Clarkson 11 Brunelle 10, Taylor 10)

**Six players in double figures:** vs. at La Salle, 12/3/23 (Johnson 17, Brown 12, Clark 12, Clarkson 11 Brunelle 10, Taylor 10)

**Seven players in double figures:** vs. Norfolk State 11/16/15 (Randolph 17, Moses 12, Brown 11, Venson 10, Mason 10, Huland El 10, Jones 10)

**Zero players in double figures:** vs. Louisville, 1/17/19  
**Every Cavalier player scored:** vs. Rider, 12/6/23

**Scored 25 points:** 26, Camryn Taylor vs. Missouri (OT), 11/30/23

**Scored 30 points:** 30, Taylor Valladay vs. Pitt, 2/20/22

**Scored 40 points:** \*\*48, Mimi Kennedy at North Carolina, 01/15/98

**A non-starter scored 20 or more points:** 23, London Clarkson vs. North Carolina, 2/2/23

**Two or more Hoos scored 20 or more points in the same game:** at Virginia Tech (Willoughby 29, Toussaint 29) 2/23/20

**Perfect from the field (5 attempts):** 6-6, Kymora Johnson at La Salle, 12/3/23

**Perfect at FT line (8 attempts):** 10-10, Camryn Taylor at La Salle, 12/3/23

**Perfect at FT line (9 attempts):** 10-10, Camryn Taylor at La Salle, 12/3/23

**Perfect at FT line (10 attempts):** 10-10, Camryn Taylor at La Salle, 12/3/23

**Attempted 20 free throws:** 20\*\*, Brandi Teamer at Wake Forest, 1/6/05

**Had 15 rebounds:** 17, Mir McLean at William & Mary, 12/7/22

**Had 20 rebounds:** 24, Sarah Imovbioh vs. Ohio State 11/14/14

**Had 10 assists:** 10, Taylor Valladay vs. Syracuse, 02/08/22

**Had 6 steals:** 9, Shemera Williams vs. Duke, 1/9/20

**Had 5 blocked shots:** 5, Sam Brunelle vs. Florida State, 1/19/23

## TEAM

### RANKINGS

**UVA ranked in AP Top 25:** #22, 11/21/12

**UVA ranked USA Today Top 25:** #25, 12/20/22

**Played AP No. 1 team:** #1 Duke, L 79-58, 3/2/07

**Defeated AP No. 1 team:** #1 Maryland, 75-74, 2/11/92

**Defeated AP Top 10 team:** #4 Florida State 60-51, 2/16/17

**Defeated AP Top 25 team:** #22 NC State, 2/12/23

**Defeated USA Today 25 team:** #20 NC State, 2/12/23

### FIELD GOAL SHOOTING

**Shot 60 percent:** .623 (33-53) vs. Georgia Tech, 3/02/08

**Shot 70 percent:** \*\*.700 (42-60) at Wake Forest, 1/07/87

**Made 40-49 field goals:** 40 vs. Coppin State, 11/13/16

**Made 50 field goals:** \*\*54 vs. Cleveland State, 11/29/95

**Attempted 70 FG:** 76 vs. Rider, 12/6/23

**Attempted 80 FG:** 83 vs. #25 Oklahoma, 11/19/23

### THREE-POINT SHOOTING

**Shot 50 percent:** .500 (4-8) vs. Pittsburgh 2/20/22

**Shot 60 percent:** .600 (9-15) vs. UNCG 12/2/17

**Shot 70 percent:** .750 (6-8) vs. Louisville 03/01/15

**Shot 80 percent:** .857 (6-7) vs. St. John's, 03/19/88

**Made 10 3FGs:** \*\*15 vs. Tulane, 11/24/23

**Made 15 3FGs:** \*\*15 vs. Tulane, 11/24/23

**Attempted 20 3FGs:** 28 (made 7) vs. Rider, 12/6/23

**Attempted 30 3FGs:** 35 (made 15) vs. Tulane, 11/23/23

**UVA failed to make at least one 3FG:** 0-10 at Loyola Chicago, 11/16/22

**Opponent failed to make at least one 3FG:** 0-19, Morgan State, 12/18/22

### FREE THROW SHOOTING

**Shot 85 percent:** 92.0 (23-25) at La Salle, 12/3/23

**Shot 90 percent:** 92.0 (23-25) at La Salle, 12/3/23

**Shot 100 percent:** 1.000 (10-10) vs. North Carolina, 2/24/22

**Made 20 free throws:** 23 at La Salle, 12/3/23

**Made 30 free throws:** 30 vs. North Carolina, 02/20/14

**Attempted 0 FT:** at Duke 1/14/18

**Attempted 30 FT:** 34 vs. Pittsburgh, 2/20/22

**Attempted 40 FT:** 44 vs. Indiana, 11/26/09

**Attempted 50 FT:** \*\*54 at Wake Forest, 1/6/05

### SCORING

**Scored 85 points:** 94 at La Salle, 12/3/23

**Scored 90 points:** 94 at La Salle, 12/3/23

**Scored 100 points:** 101 vs. UMBC, 11/10/22

**An opponent scored 100 points:** 103 at Notre Dame 3/3/19

**Scored 40 bench points:** 45 at La Salle, 12/3/23

**Scored 50 bench points:** 55 vs. Radford 12/18/11

### REBOUNDING

**Had 50 rebounds:** 56 vs. William & Mary, 11/15/23

**Had 60 rebounds:** 60 vs. Rider, 12/6/23

**Had 70 rebounds:** \*\*77 vs. Rider, 12/19/96

### ASSISTS

**Had 20 assists:** 22 at La Salle, 12/3/23

**Had 30 assists:** \*\*37 vs. Cleveland State, 11/29/95

### STEALS

**Had 15 steals:** 15 vs. UNCW, 12/4/22

**Had 20 steals:** 22 vs. UMEs, 12/17/13

**Had 25 steals:** 26 vs. Clemson, 02/12/12

### BLOCKED SHOTS

**Blocked 10 shots:** 13 vs. Florida State, 1/19/23

**Blocked 15 shots:** \*\*15 vs. Georgia Tech, 1/20/96

### TURNOVERS

**UVA forced 30 turnovers:** 31 at Wake, 01/10/16

**UVA committed 30 turnovers:** 30 vs. ECU 11/27/22

### COMEBACKS

**Overcame a 15-point deficit:** 15 (2nd 9:30) vs. Missouri, 11/30/23

**Overcame a 20-point deficit:** \*\*22 (2nd 5:27) vs. Miami, 2/13/20

### OVERTIME

**UVA played in OT:** W, 87-53 vs. Missouri, 11/30/23

**UVA won in OT:** W, 87-53 vs. Missouri, 11/30/23

**UVA lost in OT:** L, 81-86 vs. Louisville, 1/5/17

**UVA played in 2OT:** L (2OT), 73-70 at Alabama, 12/21/12

**UVA played in 3OT:** W (4OT), 94-92 vs. NC State, 2/10/11

**UVA played in 4OT:** W (4OT), 94-92 vs. NC State, 2/10/11

### MISCELLANEOUS

**UVA shot 80% from the floor in a quarter:** .800 (8-10) vs. NC State, 1/13/22\*\*

**UVA shot 70% from the floor in a quarter:** .714 (10-14) vs. Syracuse, 2/8/22

**UVA shot 60% from the floor in first half:**

.619 (26-42) vs. CCSU 11/12/17

**UVA shot 60% from the floor in second half:** .608 (14-23) vs. UIC 12/16/16

**UVA shot less than 20% from floor first half:** .192 (5-26) vs. NC State 1/13/19

**UVA shot less than 20% from floor second half:** .187 (6-32) vs. Syracuse 3/5/20

**UVA scored less than 15 points in first half:** 13 at Florida State, 01/8/06

**UVA scored less than 15 points in second half:** 12 at Georgia Tech, 01/09/22

**UVA held opponent to less than 15 points first half:** 14 vs. Morgan State, 12/18/22

**UVA held opponent to less than 15 points second half:** 14 vs. Campbell, 11/12/23

**UVA held opponent to less than 10 points first half:** 6 vs. Norfolk State, 12/28/12

**UVA held opponent to less than 30 points:** 28 vs. Morgan State, 12/18/22

\*\*program record

# OVERTIME HISTORY

Date	Opponent	W/L	Score	Location	# of OTs	Postseason
11/30/23	Missouri	W	87-81	H	1	
11/24/19	Old Dominion	W	56-53	H	1	
12/18/17	Indiana	W	82-72	N	1	
2/12/17	Wake Forest	W	60-57	H	1	
2/2/17	Georgia Tech	W	64-65	H	1	
1/5/17	Louisville	L	81-86	H	1	
2/19/15	Pittsburgh	L	63-68	A	1	
12/20/13	Tulane	L	72-79	N	1	
2/25/13	Wake Forest	L	68-73	H	1	
12/21/12	Alabama	L	70-73	A	2	
3/15/12	Howard	W	59-56	N	1	WINT
1/5/12	North Carolina	L	78-73	H	2	
11/20/11	Tennessee	W	69-64	H	1	
2/27/11	Virginia Tech	W	73-71	A	1	
2/10/11	NC State	W	94-92	A	4	
1/21/11	Maryland	L	75-77	H	1	
2/15/10	North Carolina	W	82-78	H	1	
2/11/10	Miami	W	69-63	A	1	
2/19/09	Miami	W	84-75	H	1	
3/2/08	Georgia Tech	W	103-101	H	2	
1/26/08	Florida State	W	69-66	A	1	
1/14/07	Boston College	W	65-63	H	1	
1/20/06	Maryland	L	74-84	H	1	
3/5/05	Florida State	W	71-67	N	1	ACC
1/6/05	Wake Forest	W	85-83	A	1	
1/23/04	Florida State	W	82-80	A	1	
11/26/02	Liberty	L	69-77	A	1	
12/18/02	Wake Forest	W	61-55	A	1	
3/17/01	Michigan	L	71-81	N	1	NCAA
1/28/01	Wake Forest	W	76-73	H	2	
11/19/00	Texas	L	55-56	N	2	
2/7/00	North Carolina	L	63-66	A	1	
1/20/00	Clemson	W	77-74	H	2	
2/14/99	North Carolina	L	80-82	H	1	
1/2/99	Clemson	W	67-66	A	1	
2/22/98	Duke	L	78-85	N	1	
2/15/98	North Carolina	L	84-85	H	2	
2/1/98	Florida State	W	83-76	A	1	
1/15/98	North Carolina	W	105-100	A	3	
3/1/97	Clemson	L	75-77	N	1	ACC
3/4/95	Duke	L	82-83	N	1	ACC
3/8/93	Maryland	W	106-103	N	3	ACC
3/7/93	Clemson	W	79-71	A	1	ACC
3/31/91	Tennessee	L	67-70	N	1	NCAA
1/12/91	NC State	W	123-120	A	3	
3/24/90	Tennessee	W	79-75	N	1	NCAA
3/5/90	NC State	W	67-64	N	1	ACC
12/29/89	Rutgers	W	72-71	A	1	
3/4/89	Wake Forest	W	68-67	N	1	ACC
2/15/89	Maryland	L	99-104	N	1	
1/11/86	Clemson	W	96-89	N	1	
1/13/85	North Carolina	W	64-62	H	1	
12/19/83	ETSU	W	71-68	A	1	
2/23/83	Clemson	L	84-86	A	1	
1/15/83	North Carolina	W	78-74	H	1	
1/2/83	ETSU	W	70-65	H	1	
2/1/80	NC State	L	79-81	H	1	
1/5/80	North Carolina	L	65-66	H	1	
3/4/77	VCU	L	47-48	H	1	VIAW
2/8/75	Bridgewater	W	57-52	A	1	

Note: John Paul Jones Arena opened for the 2006-07 season.

## VIRGINIA'S ALL-TIME RECORD IN OVERTIME

Overall..... 37-23 (.617)

### Home/Away/Neutral

Home..... 14-10 (.583)

Away..... 15-5 (.750)

Neutral..... 8-8 (.500)

at John Paul Jones Arena ..... 15-7 (.682)

### By Number of Overtime Periods

1OT ..... 30-19 (.612)

2OT ..... 3-4 (.429)

3OT ..... 3-0 (1.000)

4OT ..... 1-0 (1.000)

### Postseason

NCAA Tournament ..... 1-2 (.333)

ACC Tournament..... 5-2 (.714)

WNIT..... 0-0 (.000)

VIAW ..... 0-1 (.000)

# 2023-24 BOX SCORES

Official Basketball Box Score - Final  
**UMES at Virginia**  
11/08/23 John Paul Jones Arena, Charlottesville  
UVA vs UMS Women's Basketball

Game Time: 7:00 PM  
Game Duration: 1:51  
Attendance: 3,797

Officials: Denise Brooks, Toni Fallo, Leah Lano

UMES - 52

Record: 0-2

NO. Name	Min	FG			3P			FT			Rebounds		Fouls		TP	AS	TO	ST	Blocks		+/-
		M-A	M-A	M-A	M-A	M-A	M-A	M-A	OR	DR	OR	DR	PF	FD					BS	BA	
33 Laney Allen	F 17:54	2-2	0-0	2-2	1	4	5	4	2	6	0	3	1	2	0	-6					
2 Mahogany Lester	C 32:59	2-3	1-2	0-0	1	3	4	4	2	5	1	1	0	1	0	-23					
5 Mya Thomas	G 26:10	3-15	0-4	1-2	1	0	1	0	1	7	1	2	0	1	1	-23					
12 Chaniqwa Gilliam	G 21:30	2-8	1-3	0-0	1	3	4	0	0	5	1	1	0	0	2	6					
25 Ashanti Lynch	G 24:13	1-8	0-1	2-2	1	3	4	3	3	4	0	2	2	0	2	-15					
11 Zamara Haynes	27:40	5-20	2-8	0-2	1	4	5	0	2	12	4	1	1	0	3	-25					
21 Ariana Sewell	10:29	2-3	0-0	0-0	2	1	3	4	0	4	0	2	0	0	0	0					
4 Jalia Bannerman	18:58	3-10	1-6	2-2	0	1	1	2	2	9	0	2	1	1	0	-14					
24 Lesley Thomas	20:07	0-2	0-0	0-0	1	2	3	2	3	0	0	0	0	0	0	-20					
Team					4	5	9			0	0										
Totals		20-71	5-21	7-10	13	26	39	19	15	52	7	14	5	5	8	-24					

Technical Fouls: NONE

Dead Ball Rebounds: 1, 0

Official Basketball Box Score - Final  
**Campbell at Virginia**  
11/02/23 John Paul Jones Arena, Charlottesville  
UVA vs Campbell Women's Basketball

Game Time: 2:00 PM  
Game Duration: 1:55  
Attendance: 3,965

Officials: Saf Ebro, Jules Gallen, Jessica Walter

Campbell - 49

Record: 2-1

NO. Name	Min	FG			3P			FT			Rebounds		Fouls		TP	AS	TO	ST	Blocks		+/-
		M-A	M-A	M-A	M-A	M-A	M-A	M-A	OR	DR	OR	DR	PF	FD					BS	BA	
14 Brittany Staves	F 29:44	3-9	3-7	0-0	1	2	3	3	0	9	0	3	0	0	1	-15					
32 Christabel Ezumah	F 27:47	6-11	0-0	2-8	2	9	11	1	7	14	2	2	1	1	2	0					
44 Svenia Nurenberg	F 25:04	2-3	1-1	0-0	2	6	8	4	1	5	0	4	0	1	1	-24					
11 Shy Tuelie	G 32:06	1-7	1-7	0-0	0	0	0	2	1	3	8	3	1	2	1	-18					
20 Gemma Nunez	G 27:15	2-6	1-3	1-2	0	0	0	1	4	6	3	3	3	0	0	-9					
15 Audrey Fuller	14:18	2-3	1-2	0-0	3	1	4	1	0	5	0	1	0	1	0	-14					
10 Sarah Fitzgerald	07:48	0-4	0-2	0-0	1	0	1	4	0	0	0	0	0	0	0	-22					
22 Gianni Boone	13:00	2-9	0-3	1-2	1	2	3	1	1	5	0	1	0	2	1	0					
0 Jessica Woods	07:43	0-2	0-1	0-0	0	0	0	1	0	0	0	0	0	0	0	-12					
12 Hadleigh Dill	07:10	0-3	0-1	0-0	1	0	1	0	1	0	1	0	0	1	1	-8					
24 Peris Smith	04:25	0-1	0-0	2-4	1	0	1	3	2	2	0	0	0	0	0	-3					
4 Taylor Collier	01:50	0-0	0-0	0-0	0	0	0	0	0	0	0	0	0	0	0	0					
21 Logan Nuckols	01:50	0-0	0-0	0-0	0	0	0	0	0	0	0	0	0	0	0	0					
Team					2	5	7			0											
Totals		18-58	7-27	6-16	15	25	40	21	17	49	13	21	5	7	7	-25					

Technical Fouls: NONE

Dead Ball Rebounds: 5, 0

Virginia - 76

Record: 1-0

NO. Name	Min	FG			3P			FT			Rebounds		Fouls		TP	AS	TO	ST	Blocks		+/-
		M-A	M-A	M-A	M-A	M-A	M-A	M-A	OR	DR	OR	DR	PF	FD					BS	BA	
12 Edessa Noyan	F 15:05	2-2	1-1	0-0	3	3	6	3	1	5	1	2	1	0	0	5					
20 Camryn Taylor	F 31:03	7-15	0-3	8-9	7	2	9	3	7	22	1	5	1	0	0	16					
4 Jillian Brown	G 30:28	4-10	1-5	5-5	1	12	13	3	4	14	1	3	1	0	20						
21 Kymora Johnson	G 29:40	4-15	3-10	4-4	0	7	7	2	2	15	2	3	1	0	20						
23 Alexia Smith	G 20:32	1-6	0-2	0-0	4	3	7	2	0	2	2	0	2	2	0	0					
0 Olivia McGhee	24:19	4-8	2-4	2-3	1	6	7	1	2	12	0	2	1	0	2	1	19				
5 Yontia Vaughn	30:28	2-6	1-3	0-2	1	3	4	0	2	5	8	1	2	1	0	33					
32 Cady Pauley	08:52	0-5	0-3	0-0	0	0	0	0	0	0	1	0	0	0	0	-1					
41 Taylor Lauterbach	09:33	0-0	0-0	1-2	1	3	4	1	1	1	0	3	0	0	0	8					
Team					2	1	3			0	0										
Totals		24-67	8-31	20-25	20	40	60	15	19	76	16	19	8	8	5	24					

Technical Fouls: NONE

Dead Ball Rebounds: 2, 0

	MES	UVA	Points from	
			Turnovers	10 14
Biggest lead	6 (1 <sup>st</sup> 8:06)	24 (4 <sup>th</sup> 0:41)	Paint	10 30
Best Scoring Run	9 (4 <sup>th</sup> 8:22)	9 (2 <sup>nd</sup> 1:08)	Second Chance	4 12
Lead Changes	1		Fast Breaks	6 24
Times Tied	1		Bench	25 18
Time with Lead	05:41	32:40		

	Period by Period Scoring			
	1st	2nd	3rd	4th
MES	10	12	14	16
UVA	14	21	15	26

Virginia - 74

Record: 2-0

NO. Name	Min	FG			3P			FT			Rebounds		Fouls		TP	AS	TO	ST	Blocks		+/-
		M-A	M-A	M-A	M-A	M-A	M-A	M-A	OR	DR	OR	DR	PF	FD					BS	BA	
20 Camryn Taylor	F 27:45	5-12	0-0	6-6	1	2	3	3	5	16	0	2	2	4	1	36					
4 Landon Clarkson	F 28:43	3-7	0-0	6-6	1	2	3	2	6	12	2	2	0	2	9						
4 Jillian Brown	G 28:15	3-12	0-4	6-6	2	5	7	2	4	12	2	0	1	1	10						
21 Kymora Johnson	G 26:45	7-14	1-3	0-1	2	4	6	3	2	15	7	1	1	2	1	38					
23 Alexia Smith	G 25:48	4-6	1-2	1-2	2	4	6	1	2	10	1	0	2	0	0	-1					
0 Olivia McGhee	20:23	1-3	1-2	2-2	1	1	2	1	1	5	0	2	2	0	0	1	21				
5 Yontia Vaughn	18:24	1-3	0-2	0-0	0	3	3	0	1	2	4	2	0	0	0	1					
12 Edessa Noyan	13:00	1-3	0-0	0-0	2	6	8	2	0	2	2	1	0	1	13						
41 Taylor Lauterbach	06:09	0-0	0-0	0-0	1	1	3	0	0	0	1	0	0	0	0	-2					
32 Cady Pauley	04:48	0-2	0-2	0-0	0	0	0	0	0	0	0	0	0	0	0	0					
Team					2	2	4			0											
Totals		25-62	3-15	21-23	13	30	43	17	21	74	16	11	7	7	25						

Technical Fouls: NONE

Dead Ball Rebounds: 1, 0

	CAM		UVA		Points from	
	Turnovers	5 20	Paint	22 32		
Biggest lead	7 (3 <sup>rd</sup> 7:51)	27 (4 <sup>th</sup> 2:33)	Second Chance	9 14		
Best Scoring Run	10 (2 <sup>nd</sup> 0:29)	21 (4 <sup>th</sup> 3:01)	Fast Breaks	5 22		
Lead Changes	1		Bench	12 9		
Times Tied	3					
Time with Lead	10:28	26:26				

	Period by Period Scoring			
	1st	2nd	3rd	4th
CAM	10	25	9	5
UVA	17	12	22	23

Official Basketball Box Score - Final  
**William & Mary at Virginia**  
11/15/23 John Paul Jones Arena, Charlottesville  
UVA vs W&M Women's Basketball

Game Time: 7:00 PM  
Game Duration: 1:50  
Attendance: 3,588

Officials: Tom Donaher, Roy Jackson, Lauren Nemera

William & Mary - 51

Record: 0-4

NO. Name	Min	FG			3P			FT			Rebounds		Fouls		TP	AS	TO	ST	Blocks		+/-
		M-A	M-A	M-A	M-A	M-A	M-A	M-A	OR	DR	OR	DR	PF	FD					BS	BA	
14 Rebekah Frisby-Smith	F 22:56	0-5	0-3	1-2	3	4	7	3	5	1	1	1	1	0	1	-19					
20 Nyah Young	F 25:22	5-14	0-2	3-3	1	3	4	3	2	13	0	2	2	1	3	-18					
3 Kayla Beckwith	C 24:54	2-3	0-0	3-4	3	7	10	4	2	7	0	1	0	0	0	-15					
0 Alexa Mikeska	G 25:17	0-2	0-1	0-0	0	3	3	1	0	4	0	0	0	0	0	-13					
5 Bella Nascimento	G 33:30	4-16	1-6	3-4	0	2	2	2	4	12	3	4	0	0	0	-27					
1 Cassidy Geddes	24:46	6-12	2-4	0-0	1	2	3	2	14	0	3	0	0	1	-19						
23 Kayla Rolph	16:22	0-3	0-0	0-0	2	2	2	0	0	0	2	1	2	1	-7						
35 Anahi-Lee Cauley	13:22	1-9	0-0	2-3	1	1	2	1	3	4	1	1	0	0	2	-18					
2 Cate Carlson	08:26	0-3	0-0	0-0	0	1	1	0	0	0	0	0	0	0	0	-2					
2 Monet Dance	05:05	0-0	0-0	0-0	0	0	0	0	0	0	1	0	0	0	0	-7					
Team					4	3	7			0	0										
Totals		18-67	3-19	12-16	13	25	38	19	17	51	10	14	4	3	8	-29					

Technical Fouls: NONE

Dead Ball Rebounds: 2, 0

Virginia - 80

Record: 3-0

NO. Name	
----------	--

# 2023-24 BOX SCORES



Official Basketball Box Score - Final  
**Tulane at Virginia**  
11/25/23 John Gray Gymnasium, George Town, Cayman Islands  
2023-24 Women's Basketball

Game Time: 11:00 AM  
Game Duration: 1:58

Officials: Carla Fountain, Mark Resch, Teresa Stock

NO. Name	Min	FG		3P		FT		Rebounds		Fouls		TP	AS	TO	ST	Blocks		+/-	Shooting By Period	
		M/A	M/A	M/A	M/A	OR	DR	FF	FD	PF	PD					BS	BA		1st FG%	2nd FG%
12 Hannah Pratt	F 30:47	5-13	3-9	2-4	0	7	7	1	2	15	3	2	2	1	2	1	21	1st FG% 3.6	50.0%	
21 Iriha Parau	F 30:36	0-5	0-1	0-0	0	6	6	1	0	1	2	1	0	2	0	1	1	2nd FG% 7.8	87.5%	
0 Kyron Whittington	G 26:14	2-8	0-3	8-10	1	1	2	1	2	9	12	1	2	4	0	0	-14	3rd FG% 21.5	133.0%	
1 Kaylah Rainey	G 25:56	2-5	2-3	2-2	1	3	4	1	2	8	2	5	0	0	0	0	-9	4th FG% 0.5	0.0%	
3 Marta Galic	G 26:23	3-13	1-5	1-2	4	1	5	0	1	8	2	2	2	2	0	1	-5	FT% 6.9	66.7%	
23 Amira Mabry	28:22	3-6	0-0	3-4	4	5	9	3	2	9	0	1	0	1	0	0	-11	1st FG% 3.13	23.1%	
24 Chiara Grattini	08:01	2-4	0-0	0-0	1	0	1	0	0	4	0	2	0	0	0	0	-4	2nd FG% 1.6	16.7%	
8 Joy Madison-Key	11:56	1-2	0-0	1-2	0	1	1	1	1	3	0	0	0	0	0	0	-17	FT% 1.2	50%	
22 McKenzi Carter	03:31	0-0	0-0	0-0	1	0	1	0	1	0	0	0	0	0	0	0	0	3rd FG% 6.16	37.5%	
33 Lily Ba	08:15	0-2	0-2	0-0	0	1	1	0	0	0	0	0	0	0	0	0	0	4th FG% 2.6	33.3%	
Team					2	4	6			0	2							FT% 3.5	60%	
Totals	18:58	6:23	17:24	14	29	43	10	19	59	9	19	10	4	4	22			GM FG%	16.58	31.0%
																		3PT%	6.23	26.1%
																		FT%	17.24	70.8%

Technical Fouls:NONE

Dead Ball Rebounds: 4.1

NO. Name	Min	FG		3P		FT		Rebounds		Fouls		TP	AS	TO	ST	Blocks		+/-	Shooting By Period	
		M/A	M/A	M/A	M/A	OR	DR	FF	FD	PF	PD					BS	BA		1st FG%	2nd FG%
20 Camryn Taylor	F 17:10	4-6	0-0	0-0	1	2	3	2	1	8	0	0	1	1	0	10	1st FG% 5.16	31.3%		
34 London Clarkson	F 15:46	0-4	0-0	1-2	3	1	4	1	1	1	1	0	3	1	0	0	0	2nd FG% 2.8	25.0%	
0 Olivia McGhee	G 15:07	3-10	1-5	2-2	3	3	6	0	2	9	2	1	0	0	1	5	3rd FG% 9.17	52.9%		
4 Jillian Brown	G 14:29	2-7	0-1	1-1	2	1	3	1	5	2	1	1	0	1	0	1	4th FG% 5.9	55.6%		
21 Kymora Johnson	G 18:55	3-7	3-6	0-0	1	1	2	0	9	9	6	3	1	0	0	17	FT% 1.2	50%		
1 Paris Clark	15:02	2-4	1-2	0-0	2	2	2	3	0	5	1	0	0	0	0	30	1st FG% 10.20	50.0%		
33 Sam Brunelle	19:35	4-7	4-5	0-0	0	4	4	1	0	12	1	2	1	1	0	0	0	2nd FG% 4.6	66.7%	
5 Yontia Vaughn	24:36	5-11	4-8	0-0	1	4	5	1	2	14	4	1	0	0	0	1	3rd FG% 3.3	100%		
14 Kaydan Lawson	16:33	0-3	0-1	0-0	1	3	4	1	1	0	0	0	0	0	1	9	4th FG% 6.21	28.6%		
32 Cady Pauley	11:02	3-7	2-6	0-0	1	1	1	2	0	8	1	0	1	0	0	10	FT% 4.12	33.3%		
23 Alexia Smith	17:25	4-5	0-1	2-2	0	3	3	0	1	10	0	3	0	0	0	23	1st FG% 2.2	100%		
12 Edessa Noyan	10:02	0-1	0-0	0-0	0	1	1	1	0	0	0	0	0	0	1	6	GM FG%	30.74	40.5%	
41 Taylor Lauterbach	04:08	0-2	0-0	0-0	2	2	1	0	0	0	0	0	0	0	0	3	FT%	6.7	85.7%	
Team					3	1	4			0	0									
Totals	30:74	15:35	6:7	14	29	43	19	10	81	20	12	13	4	4	22			GM FG%	15.25	42.9%
																		3PT%	6.23	26.1%
																		FT%	17.24	70.8%

Technical Fouls:NONE

Dead Ball Rebounds: 1.0

Points from	TUL		UVA		Period by Period Scoring						
	1st	2nd	3rd	4th	TOT	1st	2nd	3rd	4th	TOT	
Biggest lead	15 (1 <sup>st</sup> 3:01)	24 (4 <sup>th</sup> 9:45)	Turnovers	6	28	1st	2nd	3rd	4th	TOT	
Best Scoring Run	10 (1 <sup>st</sup> 4:46)	17 (2 <sup>nd</sup> 6:01)	Paint	22	26	TUL	24	10	8	17	59
Lead Changes	1		Second Chance	7	13	UVA	12	24	27	18	81
Times Tied	2		Fast Breaks	9	13						
Time with Lead	12:31	25:52	Bench	16	49						



Official Basketball Box Score - Final  
**Missouri at Virginia**  
11/30/23 John Paul Jones Arena, Charlottesville  
UVA vs Missouri Women's Basketball

Game Time: 5:00 PM  
Game Duration: 2:23  
Attendance: 3,701

Officials: Eric Brewton, Katie Lukulich, Meadow Overstreet

NO. Name	Min	FG		3P		FT		Rebounds		Fouls		TP	AS	TO	ST	Blocks		+/-	Shooting By Period	
		M/A	M/A	M/A	M/A	OR	DR	FF	FD	PF	PD					BS	BA		1st FG%	2nd FG%
30 Angelique Ngalakulondi	F 17:13	3-7	0-0	2-6	4	1	5	3	3	8	1	2	1	0	1	2	1st FG% 8.14	57.1%		
43 Hayley Frank	F 39:18	6-14	2-9	7-7	0	7	7	5	5	21	2	6	0	2	0	-7	2nd FG% 7.11	63.6%		
0 Grace Slaughter	G 39:34	6-9	3-5	2-2	0	3	3	1	1	17	2	3	0	0	0	-3	3rd FG% 4.13	30.8%		
4 Mama Dembele	G 40:03	5-10	0-2	1-5	6	4	3	8	7	2	3	1	4	9			4th FG% 2.6	33.3%		
24 Ashton Judd	G 42:02	5-12	1-5	3-6	1	5	6	4	5	14	2	3	1	1	-13	FT% 0.4	0%			
23 Abbey Schrecke	34:10	5-6	3-4	2-3	0	6	6	1	1	15	1	1	0	0	0	0	1st FG% 5.10	50.0%		
34 Hannah Linthacum	02:37	0-0	0-0	0-0	0	0	0	1	0	0	0	0	0	0	0	0	2nd FG% 3.3	0.0%		
14 Abby Feit	06:34	0-2	0-2	0-0	0	3	3	1	0	0	0	0	0	0	0	0	3rd FG% 7.14	50.0%		
20 Sarah Linthacum	03:23	0-0	0-0	0-0	0	0	0	0	0	0	0	0	0	0	0	0	4th FG% 4.8	50.0%		
Team					3	2	5	13		0	0						FT% 8.8	100%		
Totals	27:60	9:25	18:26	9	32	41	20	18	81	15	18	6	4	6	-6			GM FG%	27.60	45.0%
																		3PT%	9.25	36.0%
																		FT%	18.26	69.2%

Technical Fouls:Frank 3<sup>rd</sup> 4:25

Dead Ball Rebounds: 4.0

NO. Name	Min	FG		3P		FT		Rebounds		Fouls		TP	AS	TO	ST	Blocks		+/-	Shooting By Period	
		M/A	M/A	M/A	M/A	OR	DR	FF	FD	PF	PD					BS	BA		1st FG%	2nd FG%
20 Camryn Taylor	F 39:12	10-19	0-0	6-7	4	5	9	3	5	26	1	1	0	1	2	2	1st FG% 5.21	23.8%		
33 Sam Brunelle	F 11:32	1-5	1-4	0-0	0	1	1	0	0	3	0	0	0	1	1	-8	2nd FG% 1.10	10.0%		
1 Paris Clark	G 29:24	6-13	2-3	0	2	2	4	1	14	7	2	2	2	0	1		3rd FG% 6.14	42.9%		
21 Kymora Johnson	G 33:26	4-13	1-6	0-2	0	2	2	3	1	9	2	1	0	0	0	13	4th FG% 1.2	50.0%		
23 Alexia Smith	G 35:19	5-10	0-2	0	4	9	13	0	10	3	2	2	0	0	0	13	FT% 2.2	100%		
4 Jillian Brown	16:48	0-4	0-2	5-6	0	2	2	3	5	3	0	0	1	0	2		1st FG% 10.22	45.5%		
34 London Clarkson	31:36	5-6	0-0	7-8	4	3	7	2	9	17	1	0	1	0	1	19	2nd FG% 2.7	28.6%		
0 Olivia McGhee	03:46	0-2	0-2	0-0	0	0	0	1	0	0	0	0	1	0	0	0	3rd FG% 5.5	100%		
5 Yontia Vaughn	13:50	0-3	0-1	0-0	0	0	0	0	0	3	0	0	0	0	0	0	4th FG% 8.15	53.3%		
32 Cady Pauley	04:15	1-2	1-2	0-0	0	0	0	0	1	0	0	0	0	0	0	0	FT%	0.0	0%	
12 Edessa Noyan	05:53	0-1	0-0	0-0	0	0	0	0	0	0	0	0	0	0	0	0	GM FG%	3.6	50.0%	
Team					2	1	3			0	1							3PT%	0.1	0.0%
Totals	32:78	5:22	18:23	16	28	44	19	19	87	20	10	7	6	4	6			FT%	6.10	60%
																		3PT%	5.22	22.7%
																		FT%	18.23	78.3%

Technical Fouls:Clark 3<sup>rd</sup> 4:25

Dead Ball Rebounds: 3.0

Points from	MIZ		UVA		Period by Period Scoring							
	1st	2nd	3rd	4th	TOT	1st	2nd	3rd	4th	TOT		
Biggest lead	15 (2 <sup>nd</sup> 9:30)	8 (3 <sup>rd</sup> 2:12)	Turnovers	8	21	MIZ	26	10	13	26	6	81
Best Scoring Run	10 (1 <sup>st</sup> 2:05)	11 (3 <sup>rd</sup> 7:21)	Paint	32	44	UVA	13	15	27	20	12	87
Lead Changes	8		Second Chance	7	18							
Times Tied	5		Fast Breaks	8	8							
Time with Lead	19:29	22:12	Bench	15	25							



Official Basketball Box Score - Final  
**Virginia at LSU**  
11/25/23 John Gray Gymnasium, George Town, Cayman Islands  
2023-24 Women's Basketball

Game Time: 5:00 PM  
Game Duration: 2:04  
Attendance: 1,650

Officials: Joe Vaszly, Fatou Cesko-Stephens, Meadow Overstreet

NO. Name	Min	FG		3P		FT		Rebounds		Fouls		TP	AS	TO	ST	Blocks		+/-	Shooting By Period	
		M/A	M/A	M/A	M/A	OR	DR	FF	FD	PF	PD					BS	BA		1st FG%	2nd FG%
20 Camryn Taylor	F 20:50	1-9	0-0	2-2	2	2	4	3	4	4	0	1	1	2	1	9	1st FG% 8.19	42.1%		
33 Sam Brunelle	F 31:57	5-11	5-11	0-0	0	3	3	4	0	15	0	0	0	0	0	0	2nd FG% 2.2	100%		
1 Paris Clark	G 26:03	7-17	1-5	4-4	2	5	7	3	3	0	15	0	1	3	0	0	3rd FG% 8.17	47.1%		
21 Kymora Johnson	G 21:36	4-13	0-7	0-0	1	2	3	0	8	2	3	2	0	0	0	0	4th FG% 4.9	44.4%		
23 Alexia																				

# 2023-24 BOX SCORES



Official Basketball Box Score - Final  
**Rider at Virginia**  
 12/06/23 John Paul Jones Arena, Charlottesville  
 Virginia vs Rider Women's Basketball  
 Game Time: 7:00 PM  
 Game Duration: 1:41  
 Attendance: 3,678  
 Officials: Bruce Morris, Krystle Apehaniz, Keith Batson

Rider - 51		Record: 2-6													Shooting By Period				
NO.	Name	Min	FG	3P	FT	Rebounds	Fouls	TP	AS	TO	ST	Blocks	+/-	1st	2nd	3rd	4th	GM	
			M/A	M/A	M/A	OR	DR	TOT	PF	FD		BS	BA	FG%	FG%	FG%	FG%	FG%	
44	Kaylan Deveney	C 31:02	3-5	1-1	2-4	0	1	1	2	2	9	2	3	1	0	1	-21	1st	FG% 6-16 37.5%
0	Sanaa Redmond	G 17:56	0-4	0-1	0-0	0	3	3	2	0	0	4	4	1	0	1	-14	3PT%	2-6 33.3%
23	Taylor Langan	G 28:49	6-9	0-1	0-1	0	2	2	2	3	12	2	2	1	0	0	-32	FT%	1-1 100%
24	Makayla Firebaugh	G 35:37	6-14	0-5	0-0	2	4	6	3	0	12	0	2	2	1	0	-28	2nd	FG% 6-14 42.9%
55	Jessika Schiffer	G 25:07	2-7	2-7	0-0	0	3	3	1	1	6	1	1	2	0	0	-9	3PT%	0-5 0.0%
14	Sofie Bruinjtes	08:02	0-2	0-1	0-0	0	0	0	0	1	0	0	0	0	0	0	-3	FT%	0-0 0%
3	Jamia Blake	14:53	2-4	0-0	1-1	0	1	1	2	1	5	0	0	0	0	0	-10	3rd	FG% 5-11 45.5%
11	Mariona Cos-Morales	11:11	2-2	0-0	0-0	1	2	3	1	0	4	4	1	1	0	0	5	3PT%	1-5 20.0%
1	Aliya McIver	20:10	1-3	1-3	0-0	0	2	2	2	3	3	3	2	0	0	0	-10	FT%	2-5 40%
10	Molly Lynch	05:21	0-1	0-1	0-0	0	1	1	0	0	0	0	0	0	0	0	-7	4th	FG% 5-11 45.5%
12	Taylor Blunt	00:56	0-1	0-1	0-0	0	0	0	0	0	0	0	0	0	0	0	-3	3PT%	1-5 20.0%
13	Sam Richardson	00:56	0-0	0-0	0-0	0	0	0	0	0	0	0	0	0	0	0	-3	FT%	0-0 0%
Team						0	0	0		0	1							GM	FG% 22-52 42.3%
Totals			22-52	4-21	3-6	3	19	22	15	11	51	16	18	8	1	2	-27	3PT%	4-21 19.0%

Technical Fouls: NONE  
 Dead Ball Rebounds: 1, 0

Virginia - 78		Record: 7-2													Shooting By Period				
NO.	Name	Min	FG	3P	FT	Rebounds	Fouls	TP	AS	TO	ST	Blocks	+/-	1st	2nd	3rd	4th	GM	
			M/A	M/A	M/A	OR	DR	TOT	PF	FD		BS	BA	FG%	FG%	FG%	FG%	FG%	
20	Camryn Taylor	F 27:18	7-11	0-0	4-4	7	6	13	2	3	18	0	3	1	0	0	35	1st	FG% 2-16 12.5%
33	Sam Brunelle	F 23:07	2-11	2-8	1-2	3	1	4	2	1	7	1	0	1	0	0	16	3PT%	0-6 0.0%
1	Paris Clark	G 13:28	1-6	0-2	0-0	3	1	4	0	0	2	0	2	0	1	1	-2	FT%	7-10 70%
21	Kymora Johnson	G 25:39	3-9	0-2	1-1	3	4	7	1	1	7	4	0	1	0	0	31	2nd	FG% 9-19 47.4%
23	Alexia Smith	G 18:25	5-8	1-1	0-0	1	1	2	0	0	11	1	1	1	0	0	14	3PT%	2-6 33.3%
4	Jillian Brown	19:22	3-9	0-1	2-5	6	5	11	1	3	8	3	1	2	0	0	35	FT%	1-4 25%
5	Yontia Vaughn	20:11	1-3	1-3	0-0	0	3	3	1	1	3	3	0	2	0	0	9	3rd	FG% 10-23 43.5%
14	Kaydan Lawson	12:06	1-3	1-2	0-2	1	2	3	1	1	3	0	0	0	0	0	-8	3PT%	3-8 37.5%
32	Cady Pauley	10:28	0-4	0-4	4-4	0	1	1	0	3	4	2	1	0	0	0	2	FT%	2-2 100%
0	Olivia McGhee	07:15	2-4	1-3	0-0	0	0	0	0	0	5	0	0	0	0	0	-7	4th	FG% 8-18 44.4%
12	Edessa Noyan	15:10	3-7	1-2	1-2	4	2	6	1	2	8	0	1	2	1	0	9	3PT%	2-8 25.0%
41	Taylor Lauterbach	07:22	1-1	0-0	0-0	1	1	2	2	0	2	0	1	2	0	0	1	FT%	3-4 75%
Team						2	2	4		0	0							GM	FG% 29-76 38.2%
Totals			29-76	7-26	13-20	31	29	60	11	15	78	14	10	12	2	1	27	3PT%	7-28 25.0%

Technical Fouls: NONE  
 Dead Ball Rebounds: 4, 0

	RID	UVA	Points from	RID	UVA	Period by Period Scoring					
			Turnovers	4	16	1st	2nd	3rd	4th	TOT	
Biggest lead	4 (1st 0:07)	27 (4th 0:45)	Paint	26	40	RID	15	12	13	11	51
Best Scoring Run	5 (1st 0:07)	11 (3rd 6:13)	Second Chance	0	26	UVA	11	21	25	21	78
Lead Changes	7		Fast Breaks	4	17						
Times Tied	3		Bench	12	33						
Time with Lead	09:06	28:41									



# 2023-24 COMBINED STATS



## 2023-24 Virginia Women's Basketball Combined Team Statistics All games

Page 1/1  
as of Dec 07, 2023

### Game Records

Record	Overall	Home	Away	Neutral
ALL GAMES	7-2	5-1	1-0	1-1
CONFERENCE	0-0	0-0	0-0	0-0
NON-CONFERENCE	7-2	5-1	1-0	1-1

### Score by Periods

Team	1st	2nd	3rd	4th	OT	TOT
Virginia	142	162	202	192	12	710
Opponents	154	138	128	148	6	574

### Team Box Score

No.	Player				Total		3-Point		F-Throw		Rebounds											
		GP-GS	MIN	AVG	FG-FGA	FG%	3FG-3FGA	3FG%	FT-FTA	FT%	OFF	DEF	TOT	AVG	PF	DQ	A	TO	BLK	STL	PTS	AVG
20	TAYLOR, Camryn	9-9	232:39	25.9	44-101	.436	0-3	.000	45-48	.938	32	27	59	6.6	27	0	6	16	11	10	133	14.8
21	JOHNSON, Kymora	9-9	234:36	26.1	40-103	.388	10-47	.213	10-15	.667	6	26	32	3.6	18	0	44	20	4	16	100	11.1
33	BRUNELLE, Sam	7-4	144:58	20.7	23-60	.383	16-40	.400	3-5	.600	9	16	25	3.6	9	0	4	4	5	2	65	9.3
34	CLARKSON, London	7-4	154:15	22.0	19-37	.514	0-0	.000	26-30	.867	20	12	32	4.6	21	0	8	6	3	11	64	9.1
1	CLARK, Paris	6-4	108:38	18.1	21-52	.404	4-16	.250	6-6	1.000	9	14	23	3.8	12	0	3	9	3	5	52	8.7
4	BROWN, Jillian	9-5	193:02	21.4	26-74	.351	2-21	.095	24-29	.828	21	46	67	7.4	15	0	21	11	6	11	78	8.7
0	MCGHEE, Olivia	9-1	124:16	13.8	20-51	.392	7-25	.280	10-11	.909	7	15	22	2.4	8	0	2	9	3	5	57	6.3
23	SMITH, Alexia	9-8	198:30	22.1	22-55	.400	2-12	.167	7-11	.636	16	29	45	5.0	6	0	13	7	2	13	53	5.9
5	VAUGHN, Yonta	9-0	183:24	20.4	18-48	.375	9-25	.360	0-3	.000	2	23	25	2.8	7	0	38	13	1	6	45	5.0
14	LAWSON, Kaydan	5-0	56:57	11.4	6-16	.375	3-9	.333	1-4	.250	5	9	14	2.8	8	0	2	1	0	2	16	3.2
32	PAULEY, Cady	7-0	61:05	8.7	7-32	.219	4-26	.154	4-4	1.000	3	5	8	1.1	7	0	4	2	1	2	22	3.1
12	NOYAN, Edessa	9-1	87:26	9.7	7-19	.368	2-3	.667	2-4	.500	10	21	31	3.4	12	0	3	9	4	4	18	2.0
41	LAUTERBACH, Taylor	6-0	45:14	7.5	2-7	.286	0-1	.000	3-4	.750	3	13	16	2.7	9	0	1	6	3	2	7	1.2
Team											23	17	40				3					
<b>Total</b>		<b>9</b>	<b>1825</b>		<b>255-655</b>	<b>.389</b>	<b>59-228</b>	<b>.259</b>	<b>141-174</b>	<b>.810</b>	<b>166</b>	<b>273</b>	<b>439</b>	<b>48.8</b>	<b>159</b>	<b>0</b>	<b>149</b>	<b>116</b>	<b>46</b>	<b>89</b>	<b>710</b>	<b>78.9</b>
<b>Opponents</b>		<b>9</b>	<b>1825</b>		<b>207-563</b>	<b>.368</b>	<b>59-208</b>	<b>.284</b>	<b>101-147</b>	<b>.687</b>	<b>105</b>	<b>248</b>	<b>353</b>	<b>39.2</b>	<b>159</b>	<b>2</b>	<b>121</b>	<b>162</b>	<b>36</b>	<b>54</b>	<b>574</b>	<b>63.8</b>

### Team Statistics

	UVA	OPP
<b>Scoring</b>	<b>710</b>	<b>574</b>
Points per game	78.9	63.8
Scoring margin	+15.1	-
<b>Field goals-att</b>	<b>255-655</b>	<b>207-563</b>
Field goal pct	.389	.368
<b>3 point fg-att</b>	<b>59-228</b>	<b>59-208</b>
3-point FG pct	.259	.284
3-pt FG made per game	6.6	6.6
<b>Free throws-att</b>	<b>141-174</b>	<b>101-147</b>
Free throw pct	.810	.687
F-Throws made per game	15.7	11.2
<b>Rebounds</b>	<b>439</b>	<b>353</b>
Rebounds per game	48.8	39.2
Rebounding margin	+9.6	-
<b>Assists</b>	<b>149</b>	<b>121</b>
Assists per game	16.6	13.4
<b>Turnovers</b>	<b>116</b>	<b>162</b>
Turnovers per game	12.9	18.0
Turnover margin	+5.1	-
Assist/turnover ratio	1.3	0.7
<b>Steals</b>	<b>89</b>	<b>54</b>
Steals per game	9.9	6.0
<b>Blocks</b>	<b>46</b>	<b>36</b>
Blocks per game	5.1	4.0
<b>Winning streak</b>	<b>3</b>	<b>-</b>
Home win streak	2	-
<b>Attendance</b>	<b>22925</b>	<b>387</b>
Home games-Avg/Game	6-3821	1-387
Neutral site-Avg/Game	-	2-825

### Team Results

Date	Opponent		Score	Att.
11/08/2023	UMES	W	76-52	3797
11/12/2023	Campbell	W	74-49	3965
11/15/2023	William & Mary	W	80-51	3588
11/19/2023	Oklahoma	L	67-82	4198
11/24/2023	vs Tulane	W	81-59	0
11/25/2023	vs LSU	L	73-76	1650
11/30/2023	Missouri	Wot	87-81	3701
12/03/2023	at La Salle	W	94-73	387
12/06/2023	Rider	W	78-51	3676

# 2023-24 TEAM STATS



## 2023-24 Virginia Women's Basketball Overall Team Statistics All games

Page 1/1  
as of Dec 07, 2023

### Team Statistics

	<b>UVA</b>	<b>OPP</b>
<b>Scoring</b>	<b>710</b>	<b>574</b>
Points per game	78.9	63.8
Scoring margin	+15.1	-
<b>Field goals-att</b>	<b>255-655</b>	<b>207-563</b>
Field goal pct	.389	.368
<b>3 point fg-att</b>	<b>59-228</b>	<b>59-208</b>
3-point FG pct	.259	.284
3-pt FG made per game	6.6	6.6
<b>Free throws-att</b>	<b>141-174</b>	<b>101-147</b>
Free throw pct	.810	.687
F-Throws made per game	15.7	11.2
<b>Rebounds</b>	<b>439</b>	<b>353</b>
Rebounds per game	48.8	39.2
Rebounding margin	+9.6	-
<b>Assists</b>	<b>149</b>	<b>121</b>
Assists per game	16.6	13.4
<b>Turnovers</b>	<b>116</b>	<b>162</b>
Turnovers per game	12.9	18.0
Turnover margin	+5.1	-
Assist/turnover ratio	1.3	0.7
<b>Steals</b>	<b>89</b>	<b>54</b>
Steals per game	9.9	6.0
<b>Blocks</b>	<b>46</b>	<b>36</b>
Blocks per game	5.1	4.0
<b>Winning streak</b>	<b>3</b>	<b>-</b>
Home win streak	2	-
<b>Attendance</b>	<b>22925</b>	<b>387</b>
Home games-Avg/Game	6-3821	1-387
Neutral site-Avg/Game	-	2-825

### Score by Periods

Team	1st	2nd	3rd	4th	OT	TOT
Virginia	142	162	202	192	12	710
Opponents	154	138	128	148	6	574

# 2023-24 CATEGORY LEADERS



## 2023-24 Virginia Women's Basketball Category Leaders All games

Page 1/3  
as of Dec 07, 2023

### Points

##	Player	G	Pts	Pts/G
20	Taylor, Camryn	9	133	14.8
21	Johnson, Kymora	9	100	11.1
4	Brown, Jillian	9	78	8.7
33	Brunelle, Sam	7	65	9.3
34	Clarkson, London	7	64	9.1
0	McGhee, Olivia	9	57	6.3
23	Smith, Alexia	9	53	5.9
1	Clark, Paris	6	52	8.7
5	Vaughn, Yonta	9	45	5.0
32	Pauley, Cady	7	22	3.1
12	Noyan, Edessa	9	18	2.0
14	Lawson, Kaydan	5	16	3.2
41	Lauterbach, Taylor	6	7	1.2

### Scoring Average

##	Player	G	Pts	Pts/G
20	Taylor, Camryn	9	133	14.8
21	Johnson, Kymora	9	100	11.1
33	Brunelle, Sam	7	65	9.3
34	Clarkson, London	7	64	9.1
1	Clark, Paris	6	52	8.7
4	Brown, Jillian	9	78	8.7
0	McGhee, Olivia	9	57	6.3
23	Smith, Alexia	9	53	5.9
5	Vaughn, Yonta	9	45	5.0
14	Lawson, Kaydan	5	16	3.2
32	Pauley, Cady	7	22	3.1
12	Noyan, Edessa	9	18	2.0
41	Lauterbach, Taylor	6	7	1.2

### Field Goal Percentage

##	Player	FG	Att	Pct
34	Clarkson, London	19	37	.514
20	Taylor, Camryn	44	101	.436
1	Clark, Paris	21	52	.404
23	Smith, Alexia	22	55	.400
0	McGhee, Olivia	20	51	.392
21	Johnson, Kymora	40	103	.388
33	Brunelle, Sam	23	60	.383
5	Vaughn, Yonta	18	48	.375
14	Lawson, Kaydan	6	16	.375
12	Noyan, Edessa	7	19	.368
4	Brown, Jillian	26	74	.351
41	Lauterbach, Taylor	2	7	.286
32	Pauley, Cady	7	32	.219

### Field Goal Attempts

##	Player	G	Att	Att/G
21	Johnson, Kymora	9	103	11.4
20	Taylor, Camryn	9	101	11.2
4	Brown, Jillian	9	74	8.2
33	Brunelle, Sam	7	60	8.6
23	Smith, Alexia	9	55	6.1

### Field Goals Made

##	Player	G	Made	Made/G
20	Taylor, Camryn	9	44	4.9
21	Johnson, Kymora	9	40	4.4
4	Brown, Jillian	9	26	2.9
33	Brunelle, Sam	7	23	3.3
23	Smith, Alexia	9	22	2.4



# 2023-24 CATEGORY LEADERS



## 2023-24 Virginia Women's Basketball Category Leaders All games

Page 2/3  
as of Dec 07, 2023

### 3-Point FG Percentage

##	Player	3FG	Att	Pct
12	Noyan, Edessa	2	3	.667
33	Brunelle, Sam	16	40	.400
5	Vaughn, Yonta	9	25	.360
14	Lawson, Kaydan	3	9	.333
0	McGhee, Olivia	7	25	.280
1	Clark, Paris	4	16	.250
21	Johnson, Kymora	10	47	.213
23	Smith, Alexia	2	12	.167
32	Pauley, Cady	4	26	.154
4	Brown, Jillian	2	21	.095

### 3-Point FG Attempts

##	Player	G	Att	Att/G
21	Johnson, Kymora	9	47	5.2
33	Brunelle, Sam	7	40	5.7
32	Pauley, Cady	7	26	3.7
0	McGhee, Olivia	9	25	2.8
5	Vaughn, Yonta	9	25	2.8

### 3-Point FG Made

##	Player	G	Made	Made/G
33	Brunelle, Sam	7	16	2.3
21	Johnson, Kymora	9	10	1.1
5	Vaughn, Yonta	9	9	1.0
0	McGhee, Olivia	9	7	0.8
1	Clark, Paris	6	4	0.7

### Free Throw Percentage

##	Player	Made	Att	Pct
1	Clark, Paris	6	6	1.000
32	Pauley, Cady	4	4	1.000
20	Taylor, Camryn	45	48	.938
0	McGhee, Olivia	10	11	.909
34	Clarkson, London	26	30	.867
4	Brown, Jillian	24	29	.828
41	Lauterbach, Taylor	3	4	.750
21	Johnson, Kymora	10	15	.667
23	Smith, Alexia	7	11	.636
33	Brunelle, Sam	3	5	.600
12	Noyan, Edessa	2	4	.500
14	Lawson, Kaydan	1	4	.250

### Free Throw Attempts

##	Player	G	Att	Att/G
20	Taylor, Camryn	9	48	5.3
34	Clarkson, London	7	30	4.3
4	Brown, Jillian	9	29	3.2
21	Johnson, Kymora	9	15	1.7
0	McGhee, Olivia	9	11	1.2

### Free Throws Made

##	Player	G	Made	Made/G
20	Taylor, Camryn	9	45	5.0
34	Clarkson, London	7	26	3.7
4	Brown, Jillian	9	24	2.7
21	Johnson, Kymora	9	10	1.1
0	McGhee, Olivia	9	10	1.1

### Rebounds

##	Player	G	Reb	Reb/G
4	Brown, Jillian	9	67	7.4
20	Taylor, Camryn	9	59	6.6
23	Smith, Alexia	9	45	5.0
21	Johnson, Kymora	9	32	3.6
34	Clarkson, London	7	32	4.6

### Assists

##	Player	G	Ast	Ast/G
21	Johnson, Kymora	9	44	4.9
5	Vaughn, Yonta	9	38	4.2
4	Brown, Jillian	9	21	2.3
23	Smith, Alexia	9	13	1.4
34	Clarkson, London	7	8	1.1

### Rebounds Average

##	Player	G	Reb	Reb/G
4	Brown, Jillian	9	67	7.4
20	Taylor, Camryn	9	59	6.6
23	Smith, Alexia	9	45	5.0
34	Clarkson, London	7	32	4.6
1	Clark, Paris	6	23	3.8

### Steals

##	Player	G	Stl	Stl/G
21	Johnson, Kymora	9	16	1.8
23	Smith, Alexia	9	13	1.4
34	Clarkson, London	7	11	1.6
4	Brown, Jillian	9	11	1.2
20	Taylor, Camryn	9	10	1.1

# 2023-24 CATEGORY LEADERS



## 2023-24 Virginia Women's Basketball Category Leaders All games

Page 3/3  
as of Dec 07, 2023

### Offensive Rebounds

##	Player	G	OReb	OReb/G
20	Taylor, Camryn	9	32	3.6
4	Brown, Jillian	9	21	2.3
34	Clarkson, London	7	20	2.9
23	Smith, Alexia	9	16	1.8
12	Noyan, Edessa	9	10	1.1

### Blocked Shots

##	Player	G	Blk	Blk/G
20	Taylor, Camryn	9	11	1.2
4	Brown, Jillian	9	6	0.7
33	Brunelle, Sam	7	5	0.7
21	Johnson, Kymora	9	4	0.4
12	Noyan, Edessa	9	4	0.4

### Defensive Rebounds

##	Player	G	DReb	DReb/G
4	Brown, Jillian	9	46	5.1
23	Smith, Alexia	9	29	3.2
20	Taylor, Camryn	9	27	3.0
21	Johnson, Kymora	9	26	2.9
5	Vaughn, Yonta	9	23	2.6

### Minutes

##	Player	G	Min	Min/G
21	Johnson, Kymora	9	235	26:04
20	Taylor, Camryn	9	233	25:51
23	Smith, Alexia	9	198	22:03
4	Brown, Jillian	9	193	21:27
5	Vaughn, Yonta	9	183	20:23

### Fouls

##	Player	G	PF	PF/G
20	Taylor, Camryn	9	27	3.0
34	Clarkson, London	7	21	3.0
21	Johnson, Kymora	9	18	2.0
4	Brown, Jillian	9	15	1.7
1	Clark, Paris	6	12	2.0

### Turnovers

##	Player	G	TO	TO/G
21	Johnson, Kymora	9	20	2.2
20	Taylor, Camryn	9	16	1.8
5	Vaughn, Yonta	9	13	1.4
4	Brown, Jillian	9	11	1.2
1	Clark, Paris	6	9	1.5

### Foul Outs

##	Player	G	FO
----	--------	---	----

# 2023-24 RESULTS/LEADERS



## 2023-24 Virginia Women's Basketball Season Schedule/Results & Leaders All games

Page 1/1  
as of Dec 07, 2023

### Game Records

Record	Overall	Home	Away	Neutral
ALL GAMES	7-2	5-1	1-0	1-1
CONFERENCE	0-0	0-0	0-0	0-0
NON-CONFERENCE	7-2	5-1	1-0	1-1

### Team Results

Date	Opponent		Score	Att.	High Points	High Rebounds
11/08/2023	UMES	W	76-52	3797	(22) TAYLOR, Camryn	(13) BROWN, Jillian
11/12/2023	Campbell	W	74-49	3965	(16) TAYLOR, Camryn	(8) NOYAN, Edessa
11/15/2023	William & Mary	W	80-51	3588	(17) BROWN, Jillian	(7) TAYLOR, Camryn
						(7) BROWN, Jillian
11/19/2023	Oklahoma	L	67-82	4198	(17) TAYLOR, Camryn	(9) BROWN, Jillian
11/24/2023	vs Tulane	W	81-59	0	(14) VAUGHN, Yonta	(6) MCGHEE, Olivia
11/25/2023	vs LSU	L	73-76	1650	(19) CLARK, Paris	(7) BROWN, Jillian
						(7) CLARK, Paris
11/30/2023	Missouri	Wot	87-81	3701	(26) TAYLOR, Camryn	(13) SMITH, Alexia
12/03/2023	at La Salle	W	94-73	387	(17) JOHNSON, Kymora	(8) BROWN, Jillian
12/06/2023	Rider	W	78-51	3676	(18) TAYLOR, Camryn	(13) TAYLOR, Camryn

### Attendance Summary

	Games	Attend	Avg/Game
Home	6	22925	3821
Away	1	387	387
Neutral	2	1650	825
<b>Total</b>	<b>9</b>	<b>24962</b>	<b>2774</b>

# 2023-24 VIRGINIA GAME HIGHS



## 2023-24 Virginia Women's Basketball Team High/Low Analysis All games

Page 1/4  
as of Dec 07, 2023

### Virginia - Game Highs

<b>POINTS</b>	94	at La Salle (12/03/2023)
	87	Missouri (11/30/2023)
	81	vs Tulane (N) (11/24/2023)
	80	William & Mary (11/15/2023)
	78	Rider (12/06/2023)
<b>FIELD GOALS MADE</b>	33	at La Salle (12/03/2023)
	32	Missouri (11/30/2023)
<b>FIELD GOAL ATTEMPTS</b>	83	Oklahoma (11/19/2023)
	78	Missouri (11/30/2023)
<b>FIELD GOAL PERCENTAGE</b>	.458 (33-72)	at La Salle (12/03/2023)
	.410 (32-78)	Missouri (11/30/2023)
<b>3 PT FG MADE</b>	15	vs Tulane (N) (11/24/2023)
	9	vs LSU (N) (11/25/2023)
<b>3 PT FG ATTEMPTS</b>	35	vs Tulane (N) (11/24/2023)
	31	vs LSU (N) (11/25/2023)
	31	UMES (11/08/2023)
<b>3 PT FG PERCENTAGE</b>	.429 (15-35)	vs Tulane (N) (11/24/2023)
	.290 (9-31)	vs LSU (N) (11/25/2023)
<b>FREE THROWS MADE</b>	23	at La Salle (12/03/2023)
	21	Campbell (11/12/2023)
<b>FREE THROW ATTEMPTS</b>	25	at La Salle (12/03/2023)
	25	UMES (11/08/2023)
<b>FREE THROW PERCENTAGE</b>	.920 (23-25)	at La Salle (12/03/2023)
	.913 (21-23)	Campbell (11/12/2023)
<b>REBOUNDS</b>	60	Rider (12/06/2023)
	60	UMES (11/08/2023)
<b>ASSISTS</b>	22	at La Salle (12/03/2023)
	20	Missouri (11/30/2023)
	20	vs Tulane (N) (11/24/2023)
<b>STEALS</b>	14	Oklahoma (11/19/2023)
	13	vs Tulane (N) (11/24/2023)
<b>BLOCKED SHOTS</b>	8	William & Mary (11/15/2023)
	8	UMES (11/08/2023)
<b>TURNOVERS</b>	19	UMES (11/08/2023)
	16	vs LSU (N) (11/25/2023)
<b>FOULS</b>	24	vs LSU (N) (11/25/2023)
	19	Missouri (11/30/2023)
	19	vs Tulane (N) (11/24/2023)
	19	Oklahoma (11/19/2023)

# 2023-24 OPPONENT GAME HIGHS



## 2023-24 Virginia Women's Basketball Team High/Low Analysis All games

Page 2/4  
as of Dec 07, 2023

### Opponent - Game Highs

<b>POINTS</b>	82		Oklahoma (11/19/2023)
	81		Missouri (11/30/2023)
	76		vs LSU (N) (11/25/2023)
	73		at La Salle (12/03/2023)
	59		vs Tulane (N) (11/24/2023)
<b>FIELD GOALS MADE</b>	30		Oklahoma (11/19/2023)
	27		at La Salle (12/03/2023)
	27		Missouri (11/30/2023)
	27		vs LSU (N) (11/25/2023)
<b>FIELD GOAL ATTEMPTS</b>	71		UMES (11/08/2023)
	68		at La Salle (12/03/2023)
<b>FIELD GOAL PERCENTAGE</b>	.484	(30-62)	Oklahoma (11/19/2023)
	.450	(27-60)	Missouri (11/30/2023)
<b>3 PT FG MADE</b>	13		Oklahoma (11/19/2023)
	10		at La Salle (12/03/2023)
<b>3 PT FG ATTEMPTS</b>	34		at La Salle (12/03/2023)
	30		Oklahoma (11/19/2023)
<b>3 PT FG PERCENTAGE</b>	.433	(13-30)	Oklahoma (11/19/2023)
	.360	(9-25)	Missouri (11/30/2023)
<b>FREE THROWS MADE</b>	20		vs LSU (N) (11/25/2023)
	18		Missouri (11/30/2023)
<b>FREE THROW ATTEMPTS</b>	26		Missouri (11/30/2023)
	24		vs LSU (N) (11/25/2023)
	24		vs Tulane (N) (11/24/2023)
<b>FREE THROW PERCENTAGE</b>	.833	(20-24)	vs LSU (N) (11/25/2023)
	.750	(12-16)	William & Mary (11/15/2023)
	.750	(9-12)	Oklahoma (11/19/2023)
<b>REBOUNDS</b>	49		Oklahoma (11/19/2023)
	47		vs LSU (N) (11/25/2023)
<b>ASSISTS</b>	22		Oklahoma (11/19/2023)
	16		Rider (12/06/2023)
	16		vs LSU (N) (11/25/2023)
<b>STEALS</b>	10		vs Tulane (N) (11/24/2023)
	8		Rider (12/06/2023)
<b>BLOCKED SHOTS</b>	7		Oklahoma (11/19/2023)
	7		Campbell (11/12/2023)
<b>TURNOVERS</b>	24		Oklahoma (11/19/2023)
	21		Campbell (11/12/2023)
<b>FOULS</b>	21		at La Salle (12/03/2023)
	21		Campbell (11/12/2023)

# 2023-24 VIRGINIA GAME LOWS



## 2023-24 Virginia Women's Basketball Team High/Low Analysis All games

Page 3/4  
as of Dec 07, 2023

### Virginia - Game Lows

<b>POINTS</b>	67		Oklahoma (11/19/2023)
	73		vs LSU (N) (11/25/2023)
	74		Campbell (11/12/2023)
	76		UMES (11/08/2023)
	78		Rider (12/06/2023)
<b>FIELD GOALS MADE</b>	24		UMES (11/08/2023)
	25		Campbell (11/12/2023)
<b>FIELD GOAL ATTEMPTS</b>	62		Campbell (11/12/2023)
	67		UMES (11/08/2023)
<b>FIELD GOAL PERCENTAGE</b>	.313	(26-83)	Oklahoma (11/19/2023)
	.358	(24-67)	UMES (11/08/2023)
<b>3 PT FG MADE</b>	1		Oklahoma (11/19/2023)
	3		Campbell (11/12/2023)
<b>3 PT FG ATTEMPTS</b>	15		Campbell (11/12/2023)
	21		at La Salle (12/03/2023)
<b>3 PT FG PERCENTAGE</b>	.043	(1-23)	Oklahoma (11/19/2023)
	.200	(3-15)	Campbell (11/12/2023)
<b>FREE THROWS MADE</b>	6		vs Tulane (N) (11/24/2023)
	10		vs LSU (N) (11/25/2023)
<b>FREE THROW ATTEMPTS</b>	7		vs Tulane (N) (11/24/2023)
	14		vs LSU (N) (11/25/2023)
<b>FREE THROW PERCENTAGE</b>	.650	(13-20)	Rider (12/06/2023)
	.714	(10-14)	vs LSU (N) (11/25/2023)
<b>REBOUNDS</b>	42		vs LSU (N) (11/25/2023)
	43		vs Tulane (N) (11/24/2023)
	43		Oklahoma (11/19/2023)
	43		Campbell (11/12/2023)
<b>ASSISTS</b>	12		Oklahoma (11/19/2023)
	14		Rider (12/06/2023)
	14		vs LSU (N) (11/25/2023)
<b>STEALS</b>	7		Missouri (11/30/2023)
	7		William & Mary (11/15/2023)
<b>BLOCKED SHOTS</b>	2		Rider (12/06/2023)
	2		at La Salle (12/03/2023)
<b>TURNOVERS</b>	10		Rider (12/06/2023)
	10		Missouri (11/30/2023)
<b>FOULS</b>	11		Rider (12/06/2023)
	15		UMES (11/08/2023)

# 2023-24 OPPONENT GAME LOWS



## 2023-24 Virginia Women's Basketball Team High/Low Analysis All games

Page 4/4  
as of Dec 07, 2023

### Opponent - Game Lows

<b>POINTS</b>	49		Campbell (11/12/2023)
	51		Rider (12/06/2023)
	51		William & Mary (11/15/2023)
	52		UMES (11/08/2023)
	59		vs Tulane (N) (11/24/2023)
<b>FIELD GOALS MADE</b>	18		vs Tulane (N) (11/24/2023)
	18		William & Mary (11/15/2023)
	18		Campbell (11/12/2023)
<b>FIELD GOAL ATTEMPTS</b>	52		Rider (12/06/2023)
	58		vs Tulane (N) (11/24/2023)
	58		Campbell (11/12/2023)
<b>FIELD GOAL PERCENTAGE</b>	.269	(18-67)	William & Mary (11/15/2023)
	.282	(20-71)	UMES (11/08/2023)
<b>3 PT FG MADE</b>	2		vs LSU (N) (11/25/2023)
	3		William & Mary (11/15/2023)
<b>3 PT FG ATTEMPTS</b>	8		vs LSU (N) (11/25/2023)
	19		William & Mary (11/15/2023)
<b>3 PT FG PERCENTAGE</b>	.158	(3-19)	William & Mary (11/15/2023)
	.190	(4-21)	Rider (12/06/2023)
<b>FREE THROWS MADE</b>	3		Rider (12/06/2023)
	6		Campbell (11/12/2023)
<b>FREE THROW ATTEMPTS</b>	6		Rider (12/06/2023)
	10		UMES (11/08/2023)
<b>FREE THROW PERCENTAGE</b>	.375	(6-16)	Campbell (11/12/2023)
	.500	(3-6)	Rider (12/06/2023)
<b>REBOUNDS</b>	22		Rider (12/06/2023)
	34		at La Salle (12/03/2023)
<b>ASSISTS</b>	7		UMES (11/08/2023)
	9		vs Tulane (N) (11/24/2023)
<b>STEALS</b>	4		vs LSU (N) (11/25/2023)
	4		William & Mary (11/15/2023)
<b>BLOCKED SHOTS</b>	1		Rider (12/06/2023)
	2		vs LSU (N) (11/25/2023)
<b>TURNOVERS</b>	14		William & Mary (11/15/2023)
	14		UMES (11/08/2023)
<b>FOULS</b>	10		vs Tulane (N) (11/24/2023)
	15		Rider (12/06/2023)

# 2023-24 VIRGINIA INDIVIDUAL GAME HIGHS



## 2023-24 Virginia Women's Basketball Player Highs Analysis All games

Page 1/3  
as of Dec 07, 2023

### Virginia - Individual Game Highs

<b>POINTS</b>	26		Camryn Taylor vs Missouri (11/30/2023)
	22		Camryn Taylor vs UMES (11/08/2023)
	19		Paris Clark vs LSU (N) (11/25/2023)
	18		Camryn Taylor vs Rider (12/06/2023)
	17		Kymora Johnson at La Salle (12/03/2023)
	17		London Clarkson vs Missouri (11/30/2023)
	17		Camryn Taylor vs Oklahoma (11/19/2023)
	17		Jillian Brown vs William & Mary (11/15/2023)
<b>FIELD GOALS MADE</b>	10		Camryn Taylor vs Missouri (11/30/2023)
	7		Camryn Taylor vs Rider (12/06/2023)
	7		Paris Clark vs LSU (N) (11/25/2023)
	7		Jillian Brown vs William & Mary (11/15/2023)
	7		Kymora Johnson vs Campbell (11/12/2023)
	7		Camryn Taylor vs UMES (11/08/2023)
<b>FIELD GOAL ATTEMPTS</b>	19		Camryn Taylor vs Missouri (11/30/2023)
	17		Paris Clark vs LSU (N) (11/25/2023)
	17		Kymora Johnson vs Oklahoma (11/19/2023)
<b>FIELD GOAL PERCENTAGE (min 5 made)</b>	1.000	(6-6)	Kymora Johnson at La Salle (12/03/2023)
	.833	(5-6)	London Clarkson vs Missouri (11/30/2023)
<b>3 PT FG MADE</b>	5		Sam Brunelle vs LSU (N) (11/25/2023)
	4		Sam Brunelle vs Tulane (N) (11/24/2023)
	4		Yonta Vaughn vs Tulane (N) (11/24/2023)
<b>3 PT FG ATTEMPTS</b>	11		Sam Brunelle vs LSU (N) (11/25/2023)
	10		Kymora Johnson vs UMES (11/08/2023)
<b>3 PT FG PERCENTAGE (min 2 made)</b>	.800	(4-5)	Sam Brunelle vs Tulane (N) (11/24/2023)
	.750	(3-4)	Yonta Vaughn vs LSU (N) (11/25/2023)
<b>FREE THROWS MADE</b>	10		Camryn Taylor at La Salle (12/03/2023)
	8		Camryn Taylor vs UMES (11/08/2023)
<b>FREE THROW ATTEMPTS</b>	10		Camryn Taylor at La Salle (12/03/2023)
	9		Camryn Taylor vs UMES (11/08/2023)
<b>FREE THROW PERCENTAGE (min 3 made)</b>	1.000	(10-10)	Camryn Taylor at La Salle (12/03/2023)
	1.000	(6-6)	Camryn Taylor vs Campbell (11/12/2023)
	1.000	(6-6)	London Clarkson vs Campbell (11/12/2023)
	1.000	(6-6)	Jillian Brown vs Campbell (11/12/2023)
	1.000	(5-5)	Camryn Taylor vs Oklahoma (11/19/2023)
	1.000	(5-5)	Jillian Brown vs UMES (11/08/2023)
	1.000	(4-4)	Cady Pauley vs Rider (12/06/2023)
	1.000	(4-4)	Camryn Taylor vs Rider (12/06/2023)
	1.000	(4-4)	Paris Clark vs LSU (N) (11/25/2023)
	1.000	(4-4)	Kymora Johnson vs UMES (11/08/2023)
<b>REBOUNDS</b>	13		Camryn Taylor vs Rider (12/06/2023)
	13		Alexia Smith vs Missouri (11/30/2023)
	13		Jillian Brown vs UMES (11/08/2023)
<b>ASSISTS</b>	9		Kymora Johnson vs Tulane (N) (11/24/2023)
	8		Yonta Vaughn vs UMES (11/08/2023)
<b>STEALS</b>	4		Jillian Brown at La Salle (12/03/2023)
	4		Kymora Johnson vs Oklahoma (11/19/2023)
<b>BLOCKED SHOTS</b>	4		Camryn Taylor vs Campbell (11/12/2023)
	3		Sam Brunelle vs LSU (N) (11/25/2023)
	3		Jillian Brown vs UMES (11/08/2023)
<b>TURNOVERS</b>	6		Kymora Johnson vs Tulane (N) (11/24/2023)
	5		Camryn Taylor vs UMES (11/08/2023)



# 2023-24 OPPONENT INDIVIDUAL GAME HIGHS



## 2023-24 Virginia Women's Basketball Player Highs Analysis All games

Page 2/3  
as of Dec 07, 2023

### Virginia - Individual Game Highs

Category	Player	Game
FOULS	4	London Clarkson at La Salle (12/03/2023)
	4	Camryn Taylor at La Salle (12/03/2023)
	4	Paris Clark vs Missouri (11/30/2023)
	4	London Clarkson vs LSU (N) (11/25/2023)
	4	Sam Brunelle vs LSU (N) (11/25/2023)
	4	Kaydan Lawson vs Tulane (N) (11/24/2023)
	4	London Clarkson vs Oklahoma (11/19/2023)
	4	Camryn Taylor vs Oklahoma (11/19/2023)
	4	Yonta Vaughn vs William & Mary (11/15/2023)
	4	London Clarkson vs William & Mary (11/15/2023)

# NCAA STATISTICAL LEADERS

## Virginia - 2023-24 Women's Basketball Ranking Summary thru games 12/14/2023

Statistic	National Conference		Value National Leader		Conference Leader		Value
	Rank	Rank	Value	Leader	Value	Leader	
Assist/Turnover Ratio (348 ranked)	30	2	1.28	Colorado St.	2.16	Virginia Tech	1.40
Assists Per Game (348 ranked)	56	5	16.6	Utah	25.0	Notre Dame	19.1
Bench Points Per Game (348 ranked)	33	2	28.7	Murray St.	43.9	Miami (FL)	31.2
Blocks Per Game (347 ranked)	25	5	5.1	South Carolina	9.6	Virginia Tech	7.6
Field Goal Percentage (348 ranked)	237	14	38.9	Utah	53.9	Notre Dame	50.8
Field Goal Percentage Defense (348 ranked)	75	5	36.8	South Carolina	30.0	NC State	32.8
Fouls Per Game (348 ranked)	217	12	17.7	Dartmouth	9.9	Syracuse	12.9
Free Throw Attempts Per Game (348 ranked)	83	5	19.33	LSU	31.64	Louisville	23.45
Free Throw Percentage (348 ranked)	8	1	81.0	Wyoming	84.5	Virginia Virginia Tech	81.0 81.0
Free Throws Made Per Game (348 ranked)	28	3	15.67	LSU	23.55	Louisville	18.36
Rebound Margin (348 ranked)	31	6	9.6	UCLA	22.8	Notre Dame	15.0
Rebounds (Defensive) Per Game (348 ranked)	27	3	30.3	South Carolina	36.0	NC State	33.6
Rebounds (Offensive) Per Game (348 ranked)	4	1	18.4	Sam Houston	20.0	Virginia	18.4
Rebounds Per Game (348 ranked)	6	1	48.78	Ga. Southern	51.20	Virginia	48.78
Scoring Defense (348 ranked)	178	10	63.8	Old Dominion	46.1	Miami (FL)	52.9
Scoring Margin (348 ranked)	59	7	15.1	South Carolina	39.6	Notre Dame	31.9
Scoring Offense (348 ranked)	42	6	78.9	LSU	96.4	Notre Dame	92.1
Steals Per Game (348 ranked)	75	5	9.9	Houston	15.4	Notre Dame	13.9
Three Point Attempts Per Game (348 ranked)	31	2	25.3	Marshall	31.2	Virginia Tech	26.0
Three Point Percentage (348 ranked)	298	15	25.9	Marquette	42.6	Miami (FL)	38.2
Three Point Percentage Defense (348 ranked)	104	3	28.4	Old Dominion	18.6	Virginia Tech	25.0
Three Pointers Per Game (348 ranked)	130	8	6.6	Utah	13.0	Virginia Tech	9.2
Turnover Margin (348 ranked)	40	5	5.11	Texas	11.91	Boston College	7.08
Turnovers Forced Per Game (348 ranked)	104	7	18.00	East Carolina	28.38	Notre Dame	22.12
Turnovers Per Game (348 ranked)	28	4	12.9	Colorado St.	7.6	Florida St.	12.0
Winning Percentage (341 ranked)	63	6	77.8	18 teams tied	100.0	NC State Miami (FL)	100.0 100.0

Statistic	Player	National Conference		Value National Leader		Conference Leader		Value
		Rank	Rank	Value	Leader	Value	Leader	
Assist/Turnover Ratio (249 ranked)	Yonta Vaughn Kymora Johnson	21 73	3 8	2.92 2.20	Taryn Sides, Kansas St.	6.33	Kaylah Ivey, Boston College	4.67
Assists (144 ranked)	Kymora Johnson Yonta Vaughn	73 122	5 14	44 38	Rori Harmon, Texas	85	Kaylah Ivey, Boston College	84
Assists Per Game (250 ranked)	Kymora Johnson Yonta Vaughn	55 110	6 11	4.9 4.2	McKenna Hofschild, Colorado St.	8.8	Georgia Amoore, Virginia Tech	7.8
Blocks (143 ranked)	Camryn Taylor	143	8	11	Lucy Cochrane, Portland	48	Makayla Timpson, Florida St.	30
Blocks Per Game (250 ranked)	Camryn Taylor	148	8	1.22	Lucy Cochrane, Portland	4.36	Makayla Timpson, Florida St.	3.00
Double Doubles (30 ranked)					Lauren Gustin, BYU Phillipina Kyei, Oregon Terren Ward, Ga. Southern	8 8 8	Liatu King, Pittsburgh Elizabeth Kitley, Virginia Tech	7 7
Field Goal Attempts (147 ranked)					Caitlin Clark, Iowa	237	Liatu King, Pittsburgh	152
Field Goal Percentage (250 ranked)					Lauren Betts, UCLA	77.4	Elizabeth Kitley, Virginia Tech	57.1
Field Goals (139 ranked)					Caitlin Clark, Iowa	111	Liatu King, Pittsburgh	84
Free Throw Attempts (137 ranked)	Camryn Taylor	95	6	48	DesiRay Kernal, North Texas	79	Deja Kelly, North Carolina	65
Free Throw Percentage (250 ranked)	Camryn Taylor London Clarkson Jillian Brown	8 67 112	1 6 7	93.8 86.7 82.8	Hannah McKay, Murray St.	100.0	Camryn Taylor, Virginia	93.8
Free Throws (146 ranked)	Camryn Taylor	32	1	45	Izzy Higginbottom, Arkansas St.	67	Camryn Taylor, Virginia	45
Minutes Per Game (150 ranked)					Megan McConnell, Duquesne	38.69	Georgia Woolley, Syracuse	36.11
Points (198 ranked)					Caitlin Clark, Iowa	324	Liatu King, Pittsburgh	208
Points Per Game (250 ranked)	Camryn Taylor	195	12	14.8	Caitlin Clark, Iowa	29.5	Hannah Hidalgo, Notre Dame	23.6
Rebounds (141 ranked)					Lauren Gustin, BYU	155	Liatu King, Pittsburgh	111
Rebounds (Defensive) Per Game (30 ranked)					Lauren Gustin, BYU	11.3	Elizabeth Kitley, Virginia Tech	7.9
Rebounds (Offensive) Per Game (30 ranked)					Christina Dalce, Villanova	6.5	Rapuluchi Ayodele, Pittsburgh	4.6
Rebounds Per Game (249 ranked)	Jillian Brown	157	9	7.4	Lauren Gustin, BYU	15.5	Elizabeth Kitley, Virginia Tech	11.4
Steals (124 ranked)					Hannah Hidalgo, Notre Dame	48	Hannah Hidalgo, Notre Dame	48
Steals Per Game (237 ranked)					Hannah Hidalgo, Notre Dame	6.00	Hannah Hidalgo, Notre Dame	6.00
Three Point Attempts (144 ranked)					Caitlin Clark, Iowa	125	Dyaisha Fair, Syracuse	70
Three Point Percentage (193 ranked)	Sam Brunelle	83	7	40.0	Bailey Tabeling, Ohio	60.9	Hannah Hidalgo, Notre Dame	44.4
Three Pointers (136 ranked)					Madison Conner, TCU	52	Dyaisha Fair, Syracuse	30
Three Pointers Per Game (248 ranked)	Sam Brunelle	106	7	2.29	Madison Conner, TCU	5.20	Dyaisha Fair, Syracuse	3.33
Triple Doubles (3 ranked)					Zaay Green, Ark.-Pine Bluff Bella Earle, Abilene Christian	2 2	Zoe Brooks, NC State	1



# 0 OLIVIA MCGHEE

Freshman • Guard • 6-2  
 Louisa, Va. • IMG Academy

## 2023-24

- Scored 14 points and tallied five rebounds against No. 25 Oklahoma (11/19)

## HIGH SCHOOL

- Ranked No. 45 in the 2023 espnW HoopGurlz recruit rankings
- Four-star recruit
- McDonald's All-America nominee
- Played three years at Louisa County High before transferring to IMG Academy in Florida for her senior season
- Led Louisa County to the program's first Class 4 State Championship her sophomore season, averaging 22.8 points and 11.5 rebounds per game
- 2021 Central Virginia Girls Basketball Player of the Year
- 2020 Second Team All-State
- As a freshman, she led the Jefferson District in scoring

## CAREER STATISTICS

### MCGHEE, Olivia

		Field Goals		3-Point		F-Throws		Rebounds				Scoring								
SEASON	TEAM	GP-GS	MIN/AVG	FG-FGA	FG%	3FG-3FGA	3FG%	FT-FTA	FT%	OFF	DEF	TOT	AVG	PF-FO	A	TO	BLK	STL	PTS	AVG
2023-24	UVa	9-1	124/13.8	20-51	.392	7-25	.280	10-11	.909	7	15	22	2.4	8-0	2	9	3	5	57	6.3
<b>TOTAL</b>		<b>9-1</b>	<b>124/13.8</b>	<b>20-51</b>	<b>.392</b>	<b>7-25</b>	<b>.280</b>	<b>10-11</b>	<b>.909</b>	<b>7</b>	<b>15</b>	<b>22</b>	<b>2.4</b>	<b>8-0</b>	<b>2</b>	<b>9</b>	<b>3</b>	<b>5</b>	<b>57</b>	<b>6.3</b>

### Single Game Highs

Statistic	Value	
Points	14	vs Oklahoma 11/19/23
Rebounds	7	vs UMES 11/08/23
Assists	2	vs Tulane 11/24/23
Steals	2	vs Campbell 11/12/23, vs William & Mary 11/15/23
Blocks	2	vs UMES 11/08/23
FG Made	6	vs Oklahoma 11/19/23
FG Attempts	15	vs Oklahoma 11/19/23
3FG Made	2	vs UMES 11/08/23, vs William & Mary 11/15/23
3FG Attempts	5	vs Oklahoma 11/19/23, vs Tulane 11/24/23
FT Made	2	5 times
FT Attempts	3	vs UMES 11/08/23

## 2023-24 GAME-BY-GAME STATISTICS

### #0 MCGHEE, Olivia

Opponent	Date	GS	MIN	Total		3-Pointers		Free throws		Rebounds				PF	A	TO	BLK	STL	PTS	AVG
				FG-FGA	PCT	3FG-3FGA	PCT	FT-FTA	PCT	OFF	DEF	TOT	AVG							
UMES	11/08/2023		24:19	4-8	.500	2-4	.500	2-3	.667	1	6	7	7.0	1	0	2	2	0	12	12.0
Campbell	11/12/2023		20:23	1-3	.333	1-2	.500	2-2	1.000	1	1	2	4.5	1	0	2	0	2	5	8.5
William & Mary	11/15/2023		13:26	3-6	.500	2-3	.667	2-2	1.000	1	0	1	3.3	0	0	1	0	2	10	9.0
Oklahoma	11/19/2023		26:32	6-15	.400	0-5	.000	2-2	1.000	1	4	5	3.8	3	0	1	1	1	14	10.3
vs Tulane	11/24/2023	*	15:07	3-10	.300	1-5	.200	2-2	1.000	3	3	6	4.2	0	2	1	0	0	9	10.0
vs LSU	11/25/2023		04:40	0-2	.000	0-1	.000	0-0	.000	0	1	1	3.7	1	0	1	0	0	0	8.3
Missouri	11/30/2023		03:46	0-2	.000	0-2	.000	0-0	.000	0	0	0	3.1	1	0	1	0	0	0	7.1
at La Salle	12/03/2023		08:49	1-1	1.000	0-0	.000	0-0	.000	0	0	0	2.8	1	0	0	0	0	2	6.5
Rider	12/06/2023		07:15	2-4	.500	1-3	.333	0-0	.000	0	0	0	2.4	0	0	0	0	0	5	6.3
<b>Totals</b>		<b>1</b>	<b>124:16</b>	<b>20-51</b>	<b>.392</b>	<b>7-25</b>	<b>.280</b>	<b>10-11</b>	<b>.909</b>	<b>7</b>	<b>15</b>	<b>22</b>	<b>2.4</b>	<b>8</b>	<b>2</b>	<b>9</b>	<b>3</b>	<b>5</b>	<b>57</b>	<b>6.3</b>

### Player Averages

Games Played	Minutes/ game	Points/ game	FG Pct	3FG Pct	FT Pct	Rebounds/ game	Assists/ game	Turnovers/ game	Assist/Turnover ratio	Steals/ game	Blocks/ game
9	13.8	6.3	39.2	28.0	90.9	2.4	0.2	1.0	0.2	0.6	0.3



# 1 Paris Clark

Sophomore • Guard • 5-8

Bronx, N.Y. • Long Island Lutheran • Arizona

## 2023-24

- Scored a career-high 19 points, including 15 in the first half, against No. 7 LSU (Nov. 25)
- Ranked the No. 33 incoming transfer according to ESPN

## 2022-23 (at Arizona)

- Played in 24 games, including 14 conference matchups
- Averaged 3.8 points per game and totaled three double-digit scoring performances
- Nearly had a double-double at Oregon with 10 rebounds and nine points
- Made a strong career debut with 10 points, seven rebounds and six steals against NAU
- Tallied nine points and six rebounds at Cal alongside two assists and a steal

## High School

- 2022 McDonald's All-American
- 2022 Jordan Brand All-American and SLAM All-American
- 2022 New York Gatorade Player of the Year
- Five star recruit ranked No. 21 in the espnW HoopGurlz overall recruit rankings and No. 5 at her position
- Averaged 25.2 points, 8.3 rebounds, 6.1 assists and 4.0 steals at Long Island Lutheran High School
- Long Island Player of the Year as senior

## CAREER STATISTICS

CLARK, Paris

SEASON	TEAM	GP-GS	MIN/AVG	Field Goals		3-Point		F-Throws		Rebounds				Scoring						
				FG-FGA	FG%	3FG-3FGA	3FG%	FT-FTA	FT%	OFF	DEF	TOT	AVG	PF-FO	A	TO	BLK	STL	PTS	AVG
2022-23	UA	24-0	318/13.3	36-99	.364	9-26	.346	11-24	.458	28	38	66	2.8	36-0	24	14	2	15	92	3.8
2023-24	UVa	6-4	109/18.1	21-52	.404	4-16	.250	6-6	1.000	9	14	23	3.8	12-0	3	9	3	5	52	8.7
<b>TOTAL FOR UVa</b>		<b>6-4</b>	<b>109/18.1</b>	<b>21-52</b>	<b>.404</b>	<b>4-16</b>	<b>.250</b>	<b>6-6</b>	<b>1.000</b>	<b>9</b>	<b>14</b>	<b>23</b>	<b>3.8</b>	<b>12-0</b>	<b>3</b>	<b>9</b>	<b>3</b>	<b>5</b>	<b>52</b>	<b>8.7</b>
<b>TOTAL</b>		<b>30-4</b>	<b>427/14.2</b>	<b>57-151</b>	<b>.377</b>	<b>13-42</b>	<b>.310</b>	<b>17-30</b>	<b>.567</b>	<b>37</b>	<b>52</b>	<b>89</b>	<b>3.0</b>	<b>48-0</b>	<b>27</b>	<b>23</b>	<b>5</b>	<b>20</b>	<b>144</b>	<b>4.8</b>

## Single Game Highs

Statistic	Value	
Points	19	vs LSU 11/25/23
Rebounds	10	at Oregon 02/23/23
Assists	4	vs Stanford 02/09/23
Steals	6	vs Northern Ariz. 11/10/22
Blocks	2	vs Missouri 11/30/23
FG Made	7	vs LSU 11/25/23
FG Attempts	17	vs LSU 11/25/23
3FG Made	2	vs Stanford 02/09/23, vs Missouri 11/30/23
3FG Attempts	5	vs LSU 11/25/23
FT Made	4	at Oregon St. 02/25/23, vs LSU 11/25/23
FT Attempts	8	at Oregon St. 02/25/23

## 2023-24 GAME-BY-GAME STATISTICS

#1 CLARK, Paris

Opponent	Date	GS	MIN	Total		3-Pointers		Free throws		Rebounds				PF				PTS	AVG		
				FG-FGA	PCT	3FG-3FGA	PCT	FT-FTA	PCT	OFF	DEF	TOT	AVG	PF	A	TO	BLK			STL	
Oklahoma	11/19/2023		07:26	0-2	.000	0-1	.000	0-0	.000	0	0	0	0.0	1	0	1	0	0	0	0	0.0
vs Tulane	11/24/2023		15:02	2-4	.500	1-2	.500	0-0	.000	0	2	2	1.0	3	0	1	0	0	5	2.5	
vs LSU	11/25/2023	*	26:03	7-17	.412	1-5	.200	4-4	1.000	2	5	7	3.0	3	0	1	0	3	19	8.0	
Missouri	11/30/2023	*	29:24	6-13	.462	2-3	.667	0-0	.000	2	2	4	3.3	4	2	2	2	2	14	9.5	
at La Salle	12/03/2023	*	17:15	5-10	.500	0-3	.000	2-2	1.000	2	4	6	3.8	1	1	2	0	0	12	10.0	
Rider	12/06/2023	*	13:28	1-6	.167	0-2	.000	0-0	.000	3	1	4	3.8	0	0	2	1	0	2	8.7	
<b>Totals</b>		<b>4</b>	<b>108:38</b>	<b>21-52</b>	<b>.404</b>	<b>4-16</b>	<b>.250</b>	<b>6-6</b>	<b>1.000</b>	<b>9</b>	<b>14</b>	<b>23</b>	<b>3.8</b>	<b>12</b>	<b>3</b>	<b>9</b>	<b>3</b>	<b>5</b>	<b>52</b>	<b>8.7</b>	

## Player Averages

Games Played	Minutes/game	Points/game	FG Pct	3FG Pct	FT Pct	Rebounds/game	Assists/game	Turnovers/game	Assist/Turnover ratio	Steals/game	Blocks/game
6	18.1	8.7	40.4	25.0	100.0	3.8	0.5	1.5	0.3	0.8	0.5



# 4 Jillian Brown

Junior • Guard • 5-10

Grand Rapids, Mich. • East Grand Rapids HS • Northwestern

## 2023-24

- Tied her career best of four steals along with 12 points and eight rebounds at La Salle (12/3)
- Recorded first career double-double (14 pts, 13 rebounds) in 76-52 season-opening win over UMES (Nov. 8).

## At Northwestern (2021-22, 2022-23)

- Appeared in 57 games with 34 starts, including starting 25 of 27 contests her freshman season
- Averaged 8.0 points, 3.8 rebounds and 2.0 assists per game her freshman season with two 17-point games
- Averaged 6.6 points, 3.4 rebounds and 1.0 assists per game her sophomore season
- Turned in a career performance in the win over No. 4 Michigan, scoring a team-high 18 points while adding eight rebounds, three steals, two blocks and two assists (2/13/22)

## High School

- Ranked the No. 44 overall recruit in her class by Prospects Nation, No. 50 by ESPN
- 2021 Jersey Mike's Naismith National High School Girls Trophy Watch List
- Averaged 22.4 points, 8 rebounds, 4.2 assists and 3 steals per game during her junior season at East Grand Rapids High, while shooting 35.0 percent from 3FG

## CAREER STATISTICS

BROWN, Jillian

		Field Goals		3-Point			F-Throws		Rebounds				Scoring							
SEASON	TEAM	GP-GS	MIN/AVG	FG-FGA	FG%	3FG-3FGA	3FG%	FT-FTA	FT%	OFF	DEF	TOT	AVG	PF-FO	A	TO	BLK	STL	PTS	AVG
2021-22	NU	27-25	799/29.6	75-225	.333	33-123	.268	32-44	.727	22	80	102	3.8	63-1	53	56	12	23	215	8.0
2022-23	NU	30-9	642/21.4	64-221	.290	20-101	.198	50-59	.847	30	72	102	3.4	62-1	30	50	10	30	198	6.6
2023-24	UVa	9-5	193/21.4	26-74	.351	2-21	.095	24-29	.828	21	46	67	7.4	15-0	21	11	6	11	78	8.7
<b>TOTAL FOR UVa</b>		<b>9-5</b>	<b>193/21.4</b>	<b>26-74</b>	<b>.351</b>	<b>2-21</b>	<b>.095</b>	<b>24-29</b>	<b>.828</b>	<b>21</b>	<b>46</b>	<b>67</b>	<b>7.4</b>	<b>15-0</b>	<b>21</b>	<b>11</b>	<b>6</b>	<b>11</b>	<b>78</b>	<b>8.7</b>
<b>TOTAL</b>		<b>66-39</b>	<b>1634/24.8</b>	<b>165-520</b>	<b>.317</b>	<b>55-245</b>	<b>.224</b>	<b>106-132</b>	<b>.803</b>	<b>73</b>	<b>198</b>	<b>271</b>	<b>4.1</b>	<b>140-2</b>	<b>104</b>	<b>117</b>	<b>28</b>	<b>64</b>	<b>491</b>	<b>7.4</b>

## Single Game Highs

Statistic	Value	
Points	18	vs Michigan 02/13/22
Rebounds	13	vs UMES 11/08/23
Assists	7	vs South Dakota 11/25/21
Steals	4	at Michigan 12/04/22, at La Salle 12/03/23
Blocks	3	vs UMES 11/08/23
FG Made	7	vs Michigan 02/13/22, at DePaul 11/21/21, vs William & Mary 11/15/23
FG Attempts	18	at DePaul 11/21/21
3FG Made	4	vs Valparaiso 11/27/22
3FG Attempts	9	vs Valparaiso 11/27/22
FT Made	8	vs Ohio St. 12/28/22
FT Attempts	8	at Penn St. 02/06/22, vs Ohio St. 12/28/22

## 2023-24 GAME-BY-GAME STATISTICS

#4 BROWN, Jillian

Opponent	Date	GS	MIN	Total		3-Pointers		Free throws		Rebounds				Scoring							
				FG-FGA	PCT	3FG-3FGA	PCT	FT-FTA	PCT	OFF	DEF	TOT	AVG	PF	A	TO	BLK	STL	PTS	AVG	
UMES	11/08/2023	*	30:28	4-10	.400	1-5	.200	5-5	1.000	1	12	13	13.0	3	1	3	3	1	14	14.0	
Campbell	11/12/2023	*	28:15	3-12	.250	0-4	.000	6-6	1.000	2	5	7	10.0	2	2	0	1	1	12	13.0	
William & Mary	11/15/2023	*	26:32	7-13	.538	1-2	.500	2-2	1.000	1	6	7	9.0	2	2	1	0	1	17	14.3	
Oklahoma	11/19/2023	*	18:09	0-6	.000	0-3	.000	0-0	.000	1	8	9	9.0	1	2	2	0	0	0	10.8	
vs Tulane	11/24/2023	*	14:29	2-7	.286	0-1	.000	1-1	1.000	2	1	3	7.8	1	2	1	0	1	5	9.6	
vs LSU	11/25/2023		18:48	2-3	.667	0-0	.000	1-2	.500	4	3	7	7.7	1	3	2	1	1	5	8.8	
Missouri	11/30/2023		16:48	0-4	.000	0-2	.000	5-6	.833	0	2	2	6.9	2	3	0	1	0	5	8.3	
at La Salle	12/03/2023		20:11	5-10	.500	0-3	.000	2-2	1.000	4	4	8	7.0	2	3	1	0	4	12	8.8	
Rider	12/06/2023		19:22	3-9	.333	0-1	.000	2-5	.400	6	5	11	7.4	1	3	1	0	2	8	8.7	
<b>Totals</b>			<b>5</b>	<b>193:02</b>	<b>26-74</b>	<b>.351</b>	<b>2-21</b>	<b>.095</b>	<b>24-29</b>	<b>.828</b>	<b>21</b>	<b>46</b>	<b>67</b>	<b>7.4</b>	<b>15</b>	<b>21</b>	<b>11</b>	<b>6</b>	<b>11</b>	<b>78</b>	<b>8.7</b>

## Player Averages

Games Played	Minutes/game	Points/game	FG Pct	3FG Pct	FT Pct	Rebounds/game	Assists/game	Turnovers/game	Assist/Turnover ratio	Steals/game	Blocks/game
9	21.4	8.7	35.1	9.5	82.8	7.4	2.3	1.2	1.9	1.2	0.7



# 5 Yonta Vaughn

Sophomore • Guard • 5-8  
 District Heights, Md. • Bishop McNamara HS

## 2023-24

- Scored a career-high 14 points in 81-59 win over Tulane (11/24)

## 2022-23

- All-ACC Academic Team
- Appeared in 28 games with seven starts, averaging 3.4 points and 2.3 rebounds per game
- 1.88 assist-to-turnover ratio with 79 assists to 42 turnovers
- Made her collegiate debut in the season-opener, grabbing six rebounds with four assists in 18 minutes (11/7)
- Had her first double-digit scoring game in her second outing, putting up 10 in the win against UMBC (11/10)
- Made her first collegiate start at Notre Dame, scoring five points with four assists (1/22)
- Dished eight assists at Syracuse, the most by a Cavalier in a single game this season (1/26)
- ACC Academic Honor Roll

## Background

- Four-year starting point guard for nationally-ranked Bishop McNamara High School
- No. 72 in the ESPN HoopGurlz rankings and No. 15 point guard
- McDonald's All-American nominee
- 2021-22 All-WCAC Second Team

## 2023-24 GAME-BY-GAME STATISTICS

### #5 VAUGHN, Yonta

Opponent	Date	GS	MIN	Total		3-Pointers		Free throws		Rebounds				PF	A	TO	BLK	STL	PTS	AVG
				FG-FGA	PCT	3FG-3FGA	PCT	FT-FTA	PCT	OFF	DEF	TOT	AVG							
UMES	11/08/2023		30:28	2-6	.333	1-3	.333	0-2	.000	1	3	4	4.0	0	8	1	1	2	5	5.0
Campbell	11/12/2023		18:24	1-3	.333	0-2	.000	0-0	.000	0	3	3	3.5	0	4	2	0	2	3.5	
William & Mary	11/15/2023		21:46	2-5	.400	0-2	.000	0-0	.000	0	4	4	3.7	4	3	2	0	1	4	3.7
Oklahoma	11/19/2023		10:16	0-5	.000	0-2	.000	0-0	.000	0	0	0	2.8	0	0	2	0	0	2.8	
vs Tulane	11/24/2023		24:36	5-11	.455	4-8	.500	0-0	.000	1	4	5	3.2	1	4	1	0	0	14	5.0
vs LSU	11/25/2023		23:41	5-8	.625	3-4	.750	0-1	.000	0	1	1	2.8	0	7	1	0	0	13	6.3
Missouri	11/30/2023		13:50	0-3	.000	0-1	.000	0-0	.000	0	0	0	2.4	0	3	0	0	1	0	5.4
at La Salle	12/03/2023		20:12	2-4	.500	0-0	.000	0-0	.000	0	5	5	2.8	1	6	4	0	0	4	5.3
Rider	12/06/2023		20:11	1-3	.333	1-3	.333	0-0	.000	0	3	3	2.8	1	3	0	0	2	3	5.0
<b>Totals</b>		<b>0</b>	<b>183:24</b>	<b>18-48</b>	<b>.375</b>	<b>9-25</b>	<b>.360</b>	<b>0-3</b>	<b>.000</b>	<b>2</b>	<b>23</b>	<b>25</b>	<b>2.8</b>	<b>7</b>	<b>38</b>	<b>13</b>	<b>1</b>	<b>6</b>	<b>45</b>	<b>5.0</b>

## Player Averages

Games Played	Minutes/game	Points/game	FG Pct	3FG Pct	FT Pct	Rebounds/game	Assists/game	Turnovers/game	Assist/Turnover ratio	Steals/game	Blocks/game
9	20.4	5.0	37.5	36.0	0.0	2.8	4.2	1.4	2.9	0.7	0.1

## CAREER STATISTICS

### VAUGHN, Yonta

SEASON	TEAM	GP-GS	MIN/AVG	Field Goals		3-Point		F-Throws		Rebounds				Scoring						
				FG-FGA	FG%	3FG-3FGA	3FG%	FT-FTA	FT%	OFF	DEF	TOT	AVG	PF-FO	A	TO	BLK	STL	PTS	AVG
2022-23	UVa	28-7	521/18.6	35-132	.265	17-69	.246	8-11	.727	8	55	63	2.3	25-0	79	42	8	17	95	3.4
2023-24	UVa	9-0	183/20.4	18-48	.375	9-25	.360	0-3	.000	2	23	25	2.8	7-0	38	13	1	6	45	5.0
<b>TOTAL</b>		<b>37-7</b>	<b>704/19.0</b>	<b>53-180</b>	<b>.294</b>	<b>26-94</b>	<b>.277</b>	<b>8-14</b>	<b>.571</b>	<b>10</b>	<b>78</b>	<b>88</b>	<b>2.4</b>	<b>32-0</b>	<b>117</b>	<b>55</b>	<b>9</b>	<b>23</b>	<b>140</b>	<b>3.8</b>

### Single Game Highs

Statistic	Value	
Points	14	vs Tulane 11/24/23
Rebounds	7	at Pittsburgh 02/05/23, vs Louisville 02/09/23
Assists	8	at Syracuse 01/26/23, vs UMES 11/08/23
Steals	2	5 times
Blocks	2	vs George Washington 11/07/22, vs Florida St. 01/19/23, at Syracuse 01/26/23
FG Made	5	vs Tulane 11/24/23, vs LSU 11/25/23
FG Attempts	11	vs Florida St. 01/19/23, vs Tulane 11/24/23
3FG Made	4	vs Tulane 11/24/23
3FG Attempts	8	vs Tulane 11/24/23
FT Made	4	vs Boston College 01/15/23
FT Attempts	4	vs Boston College 01/15/23, vs NC State 02/12/23



# 10 Mir McLean

Senior • Guard/Forward • 5-11

Baltimore, Md. • Roland Park County School • UConn

## 2022-23

- All-ACC Academic Team
- After missing the opener with an injury, made her season debut against UMBC, scoring 13 points, on 5-of-6 shooting, with eight rebounds (11/10)
- Logged her third career double-double at American with 11 points and 11 rebounds (11/20)
- Had a double-double of 11 points and a career-high 15 rebounds against Minnesota, giving her two double-doubles in three games (11/26)
- Followed the Minnesota game with her third double-double of the season with 11 points and 14 rebounds against ECU (11/27)
- Had her third-straight double-double (fourth in five games) at Penn State, scoring a career-high 24 points with 13 rebounds, while also dishing five assists (11/30)
- Had a double-double by halftime of the win at William & Mary (18 & 13), finishing the game with 22 points and a career-high 17 rebounds (12/7)
- Suffered a season-ending knee injury in the NC State game (1/8). She had grabbed 11 rebounds in the contest before leaving the game in the third quarter. She was ranked third in the ACC and 34th in the nation with 9.6 rebounds per game and led the ACC and is 22nd in the nation in offensive rebounds per game at 3.9 when her season ended. She ranked second on the team in scoring, averaging 12.2 points per game. She had a team-best five double-doubles this season

## Background

- Four-year starting point guard for nationally-ranked Bishop McNamara High School
- No. 72 in the ESPN HoopGurlz rankings and No. 15 point guard
- Ranked as the No. 49 recruit by Collegiate Girls Basketball and No. 66 by All-Star Girls Report
- McDonald's All-American nominee
- Two-time Washington Post All-Met honorable mention
- 2021-22 All-WCAC Second Team

## 2023-24 GAME-BY-GAME STATISTICS

## CAREER STATISTICS

MCLEAN, Mir

SEASON	TEAM	GP-GS	MIN/AVG	Field Goals		3-Point		F-Throws		Rebounds				Scoring						
				FG-FGA	FG%	3FG-3FGA	3FG%	FT-FTA	FT%	OFF	DEF	TOT	AVG	PF-FO	A	TO	BLK	STL	PTS	AVG
2020-21	UConn	24-0	171/7.1	26-56	.464	1-3	.333	15-20	.750	25	26	51	2.1	25-0	11	13	6	6	68	2.8
2021-22	UConn	14-9	314/22.4	45-104	.433	1-7	.143	34-50	.680	43	50	93	6.6	42-2	7	29	13	17	125	8.9
2022-23	UVa	15-13	345/23.0	66-115	.574	2-4	.500	49-75	.653	58	86	144	9.6	43-4	23	31	9	26	183	12.2
<b>TOTAL FOR UVa</b>		<b>26-22</b>	<b>651/25.0</b>	<b>111-218</b>	<b>.509</b>	<b>3-11</b>	<b>.273</b>	<b>83-123</b>	<b>.675</b>	<b>100</b>	<b>135</b>	<b>235</b>	<b>9.0</b>	<b>85-6</b>	<b>30</b>	<b>60</b>	<b>22</b>	<b>43</b>	<b>308</b>	<b>11.8</b>
<b>TOTAL</b>		<b>53-22</b>	<b>830/15.7</b>	<b>137-275</b>	<b>.498</b>	<b>4-14</b>	<b>.286</b>	<b>98-145</b>	<b>.676</b>	<b>126</b>	<b>162</b>	<b>288</b>	<b>5.4</b>	<b>110-6</b>	<b>41</b>	<b>73</b>	<b>28</b>	<b>49</b>	<b>376</b>	<b>7.1</b>

## Single Game Highs

Statistic	Value	
Points	24	at Penn St. 11/30/22
Rebounds	17	at William & Mary 12/07/22
Assists	5	at Penn St. 11/30/22
Steals	5	vs Wake Forest 11/13/22
Blocks	3	vs Virginia Tech 01/27/22, vs Duke 02/17/22
FG Made	8	vs Syracuse 02/08/22
FG Attempts	12	vs Syracuse 02/08/22, at Wake Forest 02/13/22
3FG Made	1	4 times
3FG Attempts	2	vs Miami (FL) 02/15/22, vs Virginia Tech 01/27/22, at American 11/20/22
FT Made	9	at Penn St. 11/30/22
FT Attempts	11	at Penn St. 11/30/22, at William & Mary 12/07/22



# 12 Edessa Noyan

Freshman • Forward • 6-3  
Södertälje, Sweden • Täljegymnasiet

## 2023-24

- Scored a season-high eight points against Rider (12/6)
- Pulled down a season-high eight rebounds against Campbell (11/12)

## Background

- Named to the U20 Swedish Junior National Team roster for the 2023 Nordic Championships and the U20 European Championships
- Helped the Swedish U 18 Junior National Team win the 2022 Nordic Championships, averaging 18.8 points per game while also pacing the squad in rebounding during their run
- Represented her country in Division A of the 2022 U18 European Championships
- Played on the Sodertalje Club Team, one of the best teams in Sweden's top division

## CAREER STATISTICS

### NOYAN, Edessa

SEASON	TEAM	GP-GS	MIN/AVG	Field Goals		3-Point		F-Throws		Rebounds				Scoring							
				FG-FGA	FG%	3FG-3FGA	3FG%	FT-FTA	FT%	OFF	DEF	TOT	AVG	PF-FO	A	TO	BLK	STL	PTS	AVG	
2023-24	UVa	9-1	87/9.7	7-19	.368	2-3	.667	2-4	.500	10	21	31	3.4	12-0	3	9	4	4	4	18	2.0
<b>TOTAL</b>		<b>9-1</b>	<b>87/9.7</b>	<b>7-19</b>	<b>.368</b>	<b>2-3</b>	<b>.667</b>	<b>2-4</b>	<b>.500</b>	<b>10</b>	<b>21</b>	<b>31</b>	<b>3.4</b>	<b>12-0</b>	<b>3</b>	<b>9</b>	<b>4</b>	<b>4</b>	<b>4</b>	<b>18</b>	<b>2.0</b>

### Single Game Highs

Statistic	Value
Points	8 vs Rider 12/06/23
Rebounds	8 vs Campbell 11/12/23
Assists	2 vs William & Mary 11/15/23
Steals	2 vs Rider 12/06/23
Blocks	1 4 times
FG Made	3 vs Rider 12/06/23
FG Attempts	7 vs Rider 12/06/23
3FG Made	1 vs UMES 11/08/23, vs Rider 12/06/23
3FG Attempts	2 vs Rider 12/06/23
FT Made	1 vs William & Mary 11/15/23, vs Rider 12/06/23
FT Attempts	2 vs William & Mary 11/15/23, vs Rider 12/06/23

## 2023-24 GAME-BY-GAME STATISTICS

### #12 NOYAN, Edessa

Opponent	Date	GS	MIN	Total		3-Pointers		Free throws		Rebounds				PF	A	TO	BLK	STL	PTS	AVG	
				FG-FGA	PCT	3FG-3FGA	PCT	FT-FTA	PCT	OFF	DEF	TOT	AVG								
UMES	11/08/2023	*	15:05	2-2	1.000	1-1	1.000	0-0	.000	3	3	6	6.0	3	1	2	0	1	5	5.0	
Campbell	11/12/2023		13:00	1-3	.333	0-0	.000	0-0	.000	2	6	8	7.0	2	0	2	0	1	2	3.5	
William & Mary	11/15/2023		14:20	0-1	.000	0-0	.000	1-2	.500	1	4	5	6.3	0	2	1	1	0	1	2.7	
Oklahoma	11/19/2023		04:16	0-1	.000	0-0	.000	0-0	.000	0	1	1	5.0	0	0	1	1	0	0	2.0	
vs Tulane	11/24/2023		10:02	0-1	.000	0-0	.000	0-0	.000	0	1	1	4.2	1	0	0	0	0	0	1.6	
vs LSU	11/25/2023		05:38	0-1	.000	0-0	.000	0-0	.000	0	1	1	3.7	2	0	2	0	0	0	1.3	
Missouri	11/30/2023		05:53	0-1	.000	0-0	.000	0-0	.000	0	3	3	3.6	3	0	0	1	0	0	1.1	
at La Salle	12/03/2023		04:02	1-2	.500	0-0	.000	0-0	.000	0	0	0	3.1	0	0	0	0	0	2	1.3	
Rider	12/06/2023		15:10	3-7	.429	1-2	.500	1-2	.500	4	2	6	3.4	1	0	1	1	2	8	2.0	
<b>Totals</b>		<b>1</b>	<b>87:26</b>	<b>7-19</b>	<b>.368</b>	<b>2-3</b>	<b>.667</b>	<b>2-4</b>	<b>.500</b>	<b>10</b>	<b>21</b>	<b>31</b>	<b>3.4</b>	<b>12</b>	<b>3</b>	<b>9</b>	<b>4</b>	<b>4</b>	<b>4</b>	<b>18</b>	<b>2.0</b>

### Player Averages

Games Played	Minutes/ game	Points/ game	FG Pct	3FG Pct	FT Pct	Rebounds/ game	Assists/ game	Turnovers/ game	Assist/Turnover ratio	Steals/ game	Blocks/ game
9	9.7	2.0	36.8	66.7	50.0	3.4	0.3	1.0	0.3	0.4	0.4





# 14 Kaydan Lawson

Senior • Guard • 6-0  
Cleveland, Ohio • Orange HS

## 2022-23

- All-ACC Academic Team
- Appeared in 28 games with 18 starts
- Averaged 5.6 points and 4.5 rebounds per game. Had 30 steals with 15 blocked shots
- Scored a career-high 18 points in the opener against GW, passing her previous high of 14 against BC last season (11/7)
- 5-of-8 shooting for 15 points in the win against Wake Forest (11/13)
- Grabbed a career-high 15 rebounds against Boston College, also logging her first career double-double with 11 points (1/15)
- ACC Academic Honor Roll

## 2021-22

- Appeared in 26 of 27 games, missing the season-opener at JMU
- Averaged 4.3 points per game with 4.4 rebounds
- Had a team-high nine rebounds against USC, her first time leading the team in rebounds (11/14)
- Scored 10 points in the Richmond game, her first double-digit scoring game of the year (11/29)
- Led the team in rebounding at George Washington while also logging her second double-digit scoring game with 10 points (12/5)
- Made her first career start at Georgia Tech (1/9)
- Grabbed a career-high 14 rebounds at North Carolina (1/20), the highest single-game effort by a Cavalier this season
- Scored a team-high 10 points in the next game at Duke (1/23)
- Scored a career-high 14 points at Boston College (2/3)

## 2023-24 GAME-BY-GAME STATISTICS

### #14 LAWSON, Kaydan

Opponent	Date	GS	MIN	Total		3-Pointers		Free throws		Rebounds				PF	A	TO	BLK	STL	PTS	AVG
				FG	FGA	PCT	3FG	3FGA	PCT	FT	FTA	PCT	OFF							
Oklahoma	11/19/2023		15:30	2-4	.500	1-3	.333	1-2	.500	1	3	4	4.0	3	1	0	0	2	6	6.0
vs Tulane	11/24/2023		16:33	0-3	.000	0-1	.000	0-0	.000	1	3	4	4.0	4	0	0	0	0	0	3.0
vs LSU	11/25/2023		01:38	0-0	.000	0-0	.000	0-0	.000	0	0	0	2.7	0	0	0	0	0	0	2.0
at La Salle	12/03/2023		11:10	3-6	.500	1-3	.333	0-0	.000	2	1	3	2.8	0	1	1	0	0	7	3.3
Rider	12/06/2023		12:06	1-3	.333	1-2	.500	0-2	.000	1	2	3	2.8	1	0	0	0	0	3	3.2
<b>Totals</b>		<b>0</b>	<b>56:57</b>	<b>6-16</b>	<b>.375</b>	<b>3-9</b>	<b>.333</b>	<b>1-4</b>	<b>.250</b>	<b>5</b>	<b>9</b>	<b>14</b>	<b>2.8</b>	<b>8</b>	<b>2</b>	<b>1</b>	<b>0</b>	<b>2</b>	<b>16</b>	<b>3.2</b>

### Player Averages

Games Played	Minutes/game	Points/game	FG Pct	3FG Pct	FT Pct	Rebounds/game	Assists/game	Turnovers/game	Assist/Turnover ratio	Steals/game	Blocks/game
5	11.4	3.2	37.5	33.3	25.0	2.8	0.4	0.2	2.0	0.4	0.0

## CAREER STATISTICS

### LAWSON, Kaydan

SEASON	TEAM	GP-GS	MIN/AVG	Field Goals		3-Point		F-Throws		Rebounds				Other				Scoring		
				FG	FGA	FG%	3FG	3FGA	3FG%	FT	FTA	FT%	OFF	DEF	TOT	AVG	PF	FO	A	TO
2020-21	UVa	5-1	125/24.9	14-42	.333	3-9	.333	14-18	.778	6	10	16	3.2	14-0	11	19	4	7	45	9.0
2021-22	UVa	26-1	522/20.1	41-146	.281	9-59	.153	20-38	.526	35	79	114	4.4	66-3	43	46	10	21	111	4.3
2022-23	UVa	28-18	623/22.3	51-165	.309	24-88	.273	30-44	.682	38	89	127	4.5	73-2	39	50	15	30	156	5.6
2023-24	UVa	5-0	57/11.4	6-16	.375	3-9	.333	1-4	.250	5	9	14	2.8	8-0	2	1	0	2	16	3.2
<b>TOTAL</b>		<b>64-20</b>	<b>1326/20.7</b>	<b>112-369</b>	<b>.304</b>	<b>39-165</b>	<b>.236</b>	<b>65-104</b>	<b>.625</b>	<b>84</b>	<b>187</b>	<b>271</b>	<b>4.2</b>	<b>161-5</b>	<b>95</b>	<b>116</b>	<b>29</b>	<b>60</b>	<b>328</b>	<b>5.1</b>

### Single Game Highs

Statistic	Value	
Points	18	vs George Washington 11/07/22
Rebounds	15	vs Boston College 01/15/23
Assists	5	vs Syracuse 02/08/22, vs North Carolina 01/12/23
Steals	4	vs Duke 02/19/23
Blocks	2	6 times
FG Made	7	vs George Washington 11/07/22
FG Attempts	15	at Duke 01/23/22
3FG Made	4	vs George Washington 11/07/22
3FG Attempts	8	vs Duke 02/19/23
FT Made	5	vs East Carolina 11/29/20, vs Clemson 12/10/20, vs Campbell 11/23/22
FT Attempts	7	vs Campbell 11/23/22



# 20 Camryn Taylor

Fifth Year • Forward • 6-2  
Peoria, Ill. • Richwoods HS • Marquette

## 2023-24

- Notched her ninth career double-double with 18 points and 13 rebounds in win over Rider (12/6)
- Her 13 rebounds against the Broncs also tied her career high Finished a career-best 10-for-10 at the free throw at La Salle (12/3)
- Scored a game-high 26 points and recorded nine rebounds in 87-81 overtime win over Missouri
- Recorded her 12th career 20-point game with 22 points in UVA's 76-52 win over UMES (11/8)
- Also made a career-high eight free throws on nine attempts against the Hawks

## 2022-23

- All-ACC Second Team
- Started all 30 games, leading the team in scoring (13.9 ppg) and rebounding (6.3 rpg)
- Finished 10th in the ACC in points per game
- Finished seventh in the ACC in field goal shooting percentage (45.9 percent) and 10th in field goal percentage (74.5 percent)
- Logged 21 games scoring in double figures, including with two 20-point performances and two double-doubles
- Team's leading scorer in 14 of 30 games with seven times being the top rebounder
- Scored in double figures in each of the first four games of the season and six of the first seven

## CAREER STATISTICS

TAYLOR, Camryn

SEASON	TEAM	GP-GS	MIN/AVG	Field Goals		3-Point		F-Throws		Rebounds				Scoring						
				FG-FGA	FG%	3FG-3FGA	3FG%	FT-FTA	FT%	OFF	DEF	TOT	AVG	PF-FO	A	TO	BLK	STL	PTS	AVG
2019-20	Marq	31-0	506/16.3	114-214	.533	0-0	.000	59-94	.628	47	71	118	3.8	74-1	22	40	17	12	287	9.3
2020-21	Marq	26-26	640/24.6	128-248	.516	0-3	.000	55-82	.671	74	105	179	6.9	85-3	44	53	10	15	311	12.0
2021-22	UVa	12-12	326/27.2	60-149	.403	2-11	.182	32-43	.744	25	48	73	6.1	38-2	14	34	5	15	154	12.8
2022-23	UVa	30-30	748/24.9	168-366	.459	3-18	.167	79-106	.745	75	110	185	6.2	105-6	21	71	23	34	418	13.9
2023-24	UVa	9-9	233/25.9	44-101	.436	0-3	.000	45-48	.938	32	27	59	6.6	27-0	6	16	11	10	133	14.8
<b>TOTAL FOR UVA</b>	<b>51-51</b>	<b>1307/25.6</b>	<b>272-616</b>	<b>.442</b>	<b>5-32</b>	<b>.156</b>	<b>156-197</b>	<b>.792</b>	<b>132</b>	<b>185</b>	<b>317</b>	<b>6.2</b>	<b>170-8</b>	<b>41</b>	<b>121</b>	<b>39</b>	<b>59</b>	<b>705</b>	<b>13.8</b>	
<b>TOTAL</b>	<b>108-77</b>	<b>2454/22.7</b>	<b>514-1078</b>	<b>.477</b>	<b>5-35</b>	<b>.143</b>	<b>270-373</b>	<b>.724</b>	<b>253</b>	<b>361</b>	<b>614</b>	<b>5.7</b>	<b>329-12</b>	<b>107</b>	<b>214</b>	<b>66</b>	<b>86</b>	<b>1303</b>	<b>12.1</b>	

## Single Game Highs

Statistic	Value	
Points	27	vs Milwaukee 12/02/20, at Creighton 02/01/21, at James Madison 11/09/21
Rebounds	13	vs UConn 03/08/21, vs George Washington 11/07/22, vs Rider 12/06/23
Assists	5	at Butler 01/24/21
Steals	3	6 times
Blocks	4	vs Morgan St. 12/18/22, vs Campbell 11/12/23
FG Made	12	vs Milwaukee 12/02/20, at Creighton 02/01/21
FG Attempts	22	vs Minnesota 11/26/22
3FG Made	1	5 times
3FG Attempts	3	vs George Washington 11/07/22, vs UMES 11/08/23
FT Made	10	at La Salle 12/03/23
FT Attempts	10	vs Seton Hall 01/12/20, at James Madison 11/09/21, at La Salle 12/03/23

## 2023-24 GAME-BY-GAME STATISTICS

#20 TAYLOR, Camryn

Opponent	Date	GS	MIN	Total		3-Pointers		Free throws		Rebounds				PF				PTS	AVG		
				FG-FGA	PCT	3FG-3FGA	PCT	FT-FTA	PCT	OFF	DEF	TOT	AVG	PF	A	TO	BLK			STL	
UMES	11/08/2023	*	31:03	7-15	.467	0-3	.000	8-9	.889	7	2	9	9.0	3	1	5	0	1	22	22.0	
Campbell	11/12/2023	*	27:45	5-12	.417	0-0	.000	6-6	1.000	1	2	3	6.0	3	0	2	4	2	16	19.0	
William & Mary	11/15/2023	*	23:40	4-12	.333	0-0	.000	4-5	.800	3	4	7	6.3	3	1	2	2	1	12	16.7	
Oklahoma	11/19/2023	*	24:07	6-12	.500	0-0	.000	5-5	1.000	5	1	6	6.3	4	1	2	1	2	17	16.8	
vs Tulane	11/24/2023	*	17:10	4-6	.667	0-0	.000	0-0	.000	1	2	3	5.6	2	0	0	1	1	8	15.0	
vs LSU	11/25/2023	*	20:50	1-9	.111	0-0	.000	2-2	1.000	2	2	4	5.3	3	0	1	2	1	4	13.2	
Missouri	11/30/2023	*	39:12	10-19	.526	0-0	.000	6-7	.857	4	5	9	5.9	3	1	1	1	0	26	15.0	
at La Salle	12/03/2023	*	21:35	0-5	.000	0-0	.000	10-10	1.000	2	3	5	5.8	4	2	0	0	1	10	14.4	
Rider	12/06/2023	*	27:18	7-11	.636	0-0	.000	4-4	1.000	7	6	13	6.6	2	0	3	0	1	18	14.8	
<b>Totals</b>			<b>9</b>	<b>232:39</b>	<b>44-101</b>	<b>.436</b>	<b>0-3</b>	<b>.000</b>	<b>45-48</b>	<b>.938</b>	<b>32</b>	<b>27</b>	<b>59</b>	<b>6.6</b>	<b>27</b>	<b>6</b>	<b>16</b>	<b>11</b>	<b>10</b>	<b>133</b>	<b>14.8</b>

## Player Averages

Games Played	Minutes/game	Points/game	FG Pct	3FG Pct	FT Pct	Rebounds/game	Assists/game	Turnovers/game	Assist/Turnover ratio	Steals/game	Blocks/game
9	25.9	14.8	43.6	0.0	93.8	6.6	0.7	1.8	0.4	1.1	1.2



# 21 Kymora Johnson

Freshman • Guard • 5-7

Charlottesville, Va. • St. Anne's-Belfield

## 2023-24

- Scored a season-high 17 points after shooting 6-for-6 from the field and 4-for-5 at the charity stripe at La Salle (12/3)
- Dished out nine assists in 81-59 win over Tulane (11/24)
- Recorded back-to-back games with 15 points against Maryland Eastern Shore (11/8) and Campbell (11/12)

## Background

- McDonald's High School All-American
- Won the three-point shooting contest at the McDonald's All-American game
- Two-time Gatorade State Player of the Year (2022-23)
- Two-time Max Preps Virginia Player of the Year (2022-23)
- Five-star recruit ranked No. 24 in the espnW HoopGurlz recruiting rankings
- Three-time VISAA Division I All-State
- Helped lead the West Virginia Thunder AAU team to a Girls' Under Armour National Championship
- Averaged 23.9 points, 8.0 rebounds, 5.6 assists and 4.4 steals per game her senior season after averaging 21.7 points, 7.7 rebounds and 6.7 assists per game in 2021-22

## CAREER STATISTICS

### JOHNSON, Kymora

SEASON	TEAM	GP-GS	MIN/AVG	Field Goals		3-Point		F-Throws		Rebounds				Scoring						
				FG-FGA	FG%	3FG-3FGA	3FG%	FT-FTA	FT%	OFF	DEF	TOT	AVG	PF-FO	A	TO	BLK	STL	PTS	AVG
2023-24	UVa	9-9	235/26.1	40-103	.388	10-47	.213	10-15	.667	6	26	32	3.6	18-0	44	20	4	16	100	11.1
<b>TOTAL</b>		<b>9-9</b>	<b>235/26.1</b>	<b>40-103</b>	<b>.388</b>	<b>10-47</b>	<b>.213</b>	<b>10-15</b>	<b>.667</b>	<b>6</b>	<b>26</b>	<b>32</b>	<b>3.6</b>	<b>18-0</b>	<b>44</b>	<b>20</b>	<b>4</b>	<b>16</b>	<b>100</b>	<b>11.1</b>

### Single Game Highs

Statistic	Value	
Points	17	at La Salle 12/03/23
Rebounds	7	vs UMES 11/08/23, vs Rider 12/06/23
Assists	9	vs Tulane 11/24/23
Steals	4	vs Oklahoma 11/19/23
Blocks	2	vs Campbell 11/12/23
FG Made	7	vs Campbell 11/12/23
FG Attempts	17	vs Oklahoma 11/19/23
3FG Made	3	vs UMES 11/08/23, vs Tulane 11/24/23
3FG Attempts	10	vs UMES 11/08/23
FT Made	4	vs UMES 11/08/23, at La Salle 12/03/23
FT Attempts	5	at La Salle 12/03/23

## 2023-24 GAME-BY-GAME STATISTICS

### #21 JOHNSON, Kymora

Opponent	Date	GS	MIN	Total		3-Pointers		Free throws		Rebounds				PF	A	TO	BLK	STL	PTS	AVG
				FG-FGA	PCT	3FG-3FGA	PCT	FT-FTA	PCT	OFF	DEF	TOT	AVG							
UMES	11/08/2023	*	29:40	4-15	.267	3-10	.300	4-4	1.000	0	7	7	7.0	2	2	3	0	1	15	15.0
Campbell	11/12/2023	*	26:45	7-14	.500	1-3	.333	0-1	.000	2	4	6	6.5	3	7	1	2	1	15	15.0
William & Mary	11/15/2023	*	26:37	5-9	.556	1-5	.200	0-0	.000	0	3	3	5.3	1	3	1	1	0	11	13.7
Oklahoma	11/19/2023	*	32:10	4-17	.235	0-7	.000	1-2	.500	0	2	2	4.5	2	6	1	0	4	9	12.5
vs Tulane	11/24/2023	*	18:55	3-7	.429	3-6	.500	0-0	.000	0	1	1	3.8	2	9	6	1	3	9	11.8
vs LSU	11/25/2023	*	21:36	4-13	.308	0-7	.000	0-0	.000	1	2	3	3.7	3	2	3	0	2	8	11.2
Missouri	11/30/2023	*	33:26	4-13	.308	1-6	.167	0-2	.000	0	2	2	3.4	3	7	2	0	1	9	10.9
at La Salle	12/03/2023	*	19:48	6-6	1.000	1-1	1.000	4-5	.800	0	1	1	3.1	1	4	3	0	3	17	11.6
Rider	12/06/2023	*	25:39	3-9	.333	0-2	.000	1-1	1.000	3	4	7	3.6	1	4	0	1	7	11.1	
<b>Totals</b>		<b>9</b>	<b>234:36</b>	<b>40-103</b>	<b>.388</b>	<b>10-47</b>	<b>.213</b>	<b>10-15</b>	<b>.667</b>	<b>6</b>	<b>26</b>	<b>32</b>	<b>3.6</b>	<b>18</b>	<b>44</b>	<b>20</b>	<b>4</b>	<b>16</b>	<b>100</b>	<b>11.1</b>

### Player Averages

Games Played	Minutes/game	Points/game	FG Pct	3FG Pct	FT Pct	Rebounds/game	Assists/game	Turnovers/game	Assist/Turnover ratio	Steals/game	Blocks/game
9	26.1	11.1	38.8	21.3	66.7	3.6	4.9	2.2	2.2	1.8	0.4



# 23 Alexia Smith

Senior • Guard • 5-8

Columbus, Ohio. • Columbus Africentric Early College • Minnesota

## 2023-24

- Recorded her first career double-double with 10 points and a career-high 13 rebounds in 87-81 overtime win over Missouri (11/30)

## 2022-23

- All-ACC Academic Team
- Appeared in 29 games with 13 starts
- Averaged 5.6 points and 4.2 rebounds per game.
- 58 assists with a 1.41 assist-to-turnover ratio. Also had 35 steals
- Made her Cavalier debut against UMBC, grabbing a career-high nine rebounds (11/10)
- Made her first start of the season against Campbell (11/23)
- Led the team in scoring with 11 points at Duke (12/21)
- Scored 14 points in the ACC Tournament game against Wake Forest
- ACC Academic Honor Roll

## At Minnesota (2020-22)

- Played two seasons for the Golden Gophers (2020-22), appearing in 52 games with 13 starts
- Averaged 3.9 points, 2.3 rebounds and 1.6 assists per game
- Scored a career-high 14 points against UTSA (11/28), hitting on a career-high five field goals, and added two steals and four rebounds
- Tallied 10 assists off the bench at the Battle 4 Atlantis

## 2023-24 GAME-BY-GAME STATISTICS

### #23 SMITH, Alexia

Opponent	Date	GS	MIN	Total		3-Pointers		Free throws		Rebounds				PF		A		TO		BLK		STL		PTS		AVG	
				FG-FGA	PCT	3FG-3FGA	PCT	FT-FTA	PCT	OFF	DEF	TOT	AVG	PF	A	TO	BLK	STL	PTS	AVG							
UMES	11/08/2023	*	20:32	1-6	.167	0-2	.000	0-0	.000	4	3	7	7.0	2	2	0	2	2	2	2	2	2	2	2	2.0		
Campbell	11/12/2023	*	25:48	4-6	.667	1-2	.500	1-2	.500	2	4	6	6.5	1	1	0	0	2	10	6.0							
William & Mary	11/15/2023	*	21:49	0-6	.000	0-1	.000	3-4	.750	3	3	6	6.3	0	4	0	0	0	3	5.0							
Oklahoma	11/19/2023	*	18:57	1-4	.250	0-0	.000	0-0	.000	0	2	2	5.3	0	0	0	0	2	2	4.3							
vs Tulane	11/24/2023	*	17:35	4-5	.800	0-1	.000	2-2	1.000	0	3	3	4.8	0	0	0	0	3	10	5.4							
vs LSU	11/25/2023	*	26:04	2-6	.333	0-3	.000	1-3	.333	2	3	5	4.8	3	1	3	0	1	5	5.3							
Missouri	11/30/2023	*	35:19	5-10	.500	0-2	.000	0-0	.000	4	9	13	6.0	0	3	2	0	2	10	6.0							
at La Salle	12/03/2023	*	14:00	0-4	.000	0-0	.000	0-0	.000	0	1	1	5.4	0	1	1	0	0	0	5.3							
Rider	12/06/2023	*	18:25	5-8	.625	1-1	1.000	0-0	.000	1	1	2	5.0	0	1	1	0	1	11	5.9							
<b>Totals</b>		<b>8</b>	<b>198:30</b>	<b>22-55</b>	<b>.400</b>	<b>2-12</b>	<b>.167</b>	<b>7-11</b>	<b>.636</b>	<b>16</b>	<b>29</b>	<b>45</b>	<b>5.0</b>	<b>6</b>	<b>13</b>	<b>7</b>	<b>2</b>	<b>13</b>	<b>53</b>	<b>5.9</b>							

### Player Averages

Games Played	Minutes/game	Points/game	FG Pct	3FG Pct	FT Pct	Rebounds/game	Assists/game	Turnovers/game	Assist/Turnover ratio	Steals/game	Blocks/game
9	22.1	5.9	40.0	16.7	63.6	5.0	1.4	0.8	1.9	1.4	0.2

## CAREER STATISTICS

### SMITH, Alexia

SEASON	TEAM	GP-GS	MIN/AVG	Field Goals		3-Point		F-Throws		Rebounds				PF-FO				A		TO		BLK		STL		PTS		AVG	
				FG-FGA	FG%	3FG-3FGA	3FG%	FT-FTA	FT%	OFF	DEF	TOT	AVG	PF	FO	A	TO	BLK	STL	PTS	AVG								
2020-21	MINN	19-12	521/27.4	36-94	.383	6-20	.300	14-19	.737	17	34	51	2.7	28-0	31	26	0	13	92	4.8									
2021-22	MINN	33-1	537/16.3	41-115	.357	4-16	.250	25-39	.641	21	45	66	2.0	22-0	54	42	4	15	111	3.4									
2022-23	UVa	29-13	665/22.9	67-178	.376	9-32	.281	19-25	.760	30	91	121	4.2	22-0	58	41	5	35	162	5.6									
2023-24	UVa	9-8	198/22.1	22-55	.400	2-12	.167	7-11	.636	16	29	45	5.0	6-0	13	7	2	13	53	5.9									
<b>TOTAL FOR UVa</b>		<b>38-21</b>	<b>863/22.7</b>	<b>89-233</b>	<b>.382</b>	<b>11-44</b>	<b>.250</b>	<b>26-36</b>	<b>.722</b>	<b>46</b>	<b>120</b>	<b>166</b>	<b>4.4</b>	<b>28-0</b>	<b>71</b>	<b>48</b>	<b>7</b>	<b>48</b>	<b>215</b>	<b>5.7</b>									
<b>TOTAL</b>		<b>90-34</b>	<b>1921/21.3</b>	<b>166-442</b>	<b>.376</b>	<b>21-80</b>	<b>.263</b>	<b>65-94</b>	<b>.691</b>	<b>84</b>	<b>199</b>	<b>283</b>	<b>3.1</b>	<b>78-0</b>	<b>156</b>	<b>116</b>	<b>11</b>	<b>76</b>	<b>418</b>	<b>4.6</b>									

### Single Game Highs

Statistic	Value	
Points	14	vs UTSA 11/28/21, vs Wake Forest 03/01/23
Rebounds	13	vs Missouri 11/30/23
Assists	6	at Miami (FL) 02/26/23
Steals	3	5 times
Blocks	2	vs UMES 11/08/23
FG Made	6	vs Wake Forest 03/01/23
FG Attempts	11	vs Wake Forest 03/01/23
3FG Made	2	vs Indiana 12/23/20, at Penn St. 11/30/22
3FG Attempts	3	7 times
FT Made	4	4 times
FT Attempts	6	vs Purdue 01/28/21



# 32 Cady Pauley

Sophomore • Guard • 5-11  
Milan, Mo. • Milan HS

## 2022-23

- Appeared in 24 games, averaging 3.5 points and 1.1 rebounds per game
- Of her 30 made field goals, 22 were threes
- Made her collegiate debut against George Washington, scoring three points in 10 minutes on the court
- Had her first double-digit scoring game against UNCW, with 11 points in 18 minutes on the court (12/4)
- Ranked No. 9 in the Sportscenter Top 10 for a pass in the Morgan State game (12/20)
- Hit four three-pointers for a career-high 12 points at Clemson, her second double-digit scoring game of the year (2/23)

## Background

- Her 3,074 career points at Milan High rank eighth all-time in Missouri girl's basketball history
- Ranked 10th nationally by MaxPreps in scoring her senior season, averaging 33 points per game. Also averaged 9.7 rebounds per game
- Two-time Kirksville Daily Express Basketball Player of the Year and KMZU Player of the Year
- Three-time Prep Hoops All-State and two-time Class 3 All-State
- Four-time unanimous All-Conference selection
- Four-time first-team All-District
- McDonald's All-America nominee

## CAREER STATISTICS

### PAULEY, Cady

SEASON	TEAM	GP-GS	MIN/AVG	Field Goals		3-Point		F-Throws		Rebounds				Scoring						
				FG-FGA	FG%	3FG-3FGA	3FG%	FT-FTA	FT%	OFF	DEF	TOT	AVG	PF-FO	A	TO	BLK	STL	PTS	AVG
2022-23	UVa	24-0	250/10.4	30-101	.297	22-80	.275	2-3	.667	7	19	26	1.1	17-1	16	17	2	7	84	3.5
2023-24	UVa	7-0	61/8.7	7-32	.219	4-26	.154	4-4	1.000	3	5	8	1.1	7-0	4	2	1	2	22	3.1
<b>TOTAL</b>		<b>31-0</b>	<b>311/10.0</b>	<b>37-133</b>	<b>.278</b>	<b>26-106</b>	<b>.245</b>	<b>6-7</b>	<b>.857</b>	<b>10</b>	<b>24</b>	<b>34</b>	<b>1.1</b>	<b>24-1</b>	<b>20</b>	<b>19</b>	<b>3</b>	<b>9</b>	<b>106</b>	<b>3.4</b>

### Single Game Highs

Statistic	Value	
Points	12	at Clemson 02/23/23, at Miami (FL) 02/26/23
Rebounds	5	vs Wake Forest 03/01/23
Assists	2	6 times
Steals	3	at Notre Dame 01/22/23
Blocks	1	vs UMBC 11/10/22, vs Boston College 01/15/23, vs William & Mary 11/15/23
FG Made	4	vs UNCW 12/04/22, at Clemson 02/23/23, at Miami (FL) 02/26/23
FG Attempts	12	at Clemson 02/23/23, at Miami (FL) 02/26/23
3FG Made	4	at Clemson 02/23/23, at Miami (FL) 02/26/23
3FG Attempts	12	at Clemson 02/23/23
FT Made	4	vs Rider 12/06/23
FT Attempts	4	vs Rider 12/06/23


## 2023-24 GAME-BY-GAME STATISTICS

### #32 PAULEY, Cady

Opponent	Date	GS	MIN	Total		3-Pointers		Free throws		Rebounds				PF	A	TO	BLK	STL	PTS	AVG
				FG-FGA	PCT	3FG-3FGA	PCT	FT-FTA	PCT	OFF	DEF	TOT	AVG							
UMES	11/08/2023		08:52	0-5	.000	0-3	.000	0-0	.000	0	0	0	0.0	0	1	0	0	0	0	0.0
Campbell	11/12/2023		04:49	0-2	.000	0-2	.000	0-0	.000	0	0	0	0.0	0	0	0	0	0	0	0.0
William & Mary	11/15/2023		09:50	1-6	.167	0-4	.000	0-0	.000	3	1	4	1.3	1	0	0	1	1	2	0.7
vs Tulane	11/24/2023		11:02	3-7	.429	2-6	.333	0-0	.000	0	1	1	1.3	2	1	0	0	1	8	2.5
Missouri	11/30/2023		04:15	1-2	.500	1-2	.500	0-0	.000	0	0	0	1.0	1	0	1	0	0	3	2.6
at La Salle	12/03/2023		11:39	2-6	.333	1-5	.200	0-0	.000	0	2	2	1.2	3	0	0	0	0	5	3.0
Rider	12/06/2023		10:38	0-4	.000	0-4	.000	4-4	1.000	0	1	1	1.1	0	2	1	0	0	4	3.1
<b>Totals</b>		<b>0</b>	<b>61:05</b>	<b>7-32</b>	<b>.219</b>	<b>4-26</b>	<b>.154</b>	<b>4-4</b>	<b>1.000</b>	<b>3</b>	<b>5</b>	<b>8</b>	<b>1.1</b>	<b>7</b>	<b>4</b>	<b>2</b>	<b>1</b>	<b>2</b>	<b>22</b>	<b>3.1</b>

### Player Averages

Games Played	Minutes/game	Points/game	FG Pct	3FG Pct	FT Pct	Rebounds/game	Assists/game	Turnovers/game	Assist/Turnover ratio	Steals/game	Blocks/game
7	8.7	3.1	21.9	15.4	100.0	1.1	0.6	0.3	2.0	0.3	0.1



# 33 Sam Brunelle

Graduate Student • Forward • 6-2

Ruckersville, Va • William Monroe HS • Notre Dame

## 2023-24

- Katrina McClain Award (nation's top power forward) Watch List selection
- Represents UVA on the ACC's Student-Athlete Advisory Committee (SAAC) Executive Board

## 2022-23

- Started 21 games for the Cavaliers before having her season cut short by an injury, scoring in double figures in 14 of those games
- Averaged 11.0 points per game
- Shot 40.0 percent from three-point range (34-of-85) and 91.2 percent from the free throw line (31-of-34)
- Scored the 1,000th point of her collegiate career on Jan. 15 on a three-pointer with 1:42 remaining in the third quarter of the Boston College game. She scored 797 of her points at Notre Dame
- Coach's Award of Excellence winner at the Hoos Choice Awards
- Opened her UVA career with back-to-back double-digit scoring performances including scoring a team-high 21 points against UMBC. It was the eighth 20-point game of her career
- Went 3-of-3 from three-point range in the fourth quarter against Minnesota, tallying 17 points total (11/26)
- Scored 15 points to lead the team in the win against ECU, giving her an average of 16.0 point per game in the two games of the Cavalier Classic (11/27)

## CAREER STATISTICS

BRUNELLE, Sam

SEASON	TEAM	GP-GS	MIN/AVG	Field Goals		3-Point		F-Throws		Rebounds				PF-FO			TO BLK STL		Scoring	
				FG-FGA	FG%	3FG-3FGA	3FG%	FT-FTA	FT%	OFF	DEF	TOT	AVG	A	TO	BLK	STL	PTS	AVG	
2019-20	ND	31-31	1050/33.9	162-408	.397	58-184	.315	50-67	.746	38	142	180	5.8	65-1	51	92	30	26	432	13.9
2020-21	ND	17-0	388/22.8	61-126	.484	23-60	.383	3-4	.750	12	52	64	3.8	43-2	27	36	8	6	148	8.7
2021-22	ND	32-0	528/16.5	90-200	.450	28-91	.308	9-14	.643	14	65	79	2.5	41-0	37	34	20	15	217	6.8
2022-23	UVa	21-21	563/26.8	83-180	.461	34-85	.400	31-34	.912	31	53	84	4.0	47-1	39	30	15	9	231	11.0
2023-24	UVa	7-4	145/20.7	23-60	.383	16-40	.400	3-5	.600	9	16	25	3.6	9-0	4	4	5	2	65	9.3
<b>TOTAL FOR UVa</b>		<b>28-25</b>	<b>708/25.3</b>	<b>106-240</b>	<b>.442</b>	<b>50-125</b>	<b>.400</b>	<b>34-39</b>	<b>.872</b>	<b>40</b>	<b>69</b>	<b>109</b>	<b>3.9</b>	<b>56-1</b>	<b>43</b>	<b>34</b>	<b>20</b>	<b>11</b>	<b>296</b>	<b>10.6</b>
<b>TOTAL</b>		<b>108-56</b>	<b>2674/24.8</b>	<b>419-974</b>	<b>.430</b>	<b>159-460</b>	<b>.346</b>	<b>96-124</b>	<b>.774</b>	<b>104</b>	<b>328</b>	<b>432</b>	<b>4.0</b>	<b>205-4</b>	<b>158</b>	<b>196</b>	<b>78</b>	<b>58</b>	<b>1093</b>	<b>10.1</b>

## Single Game Highs

Statistic	Value	
Points	31	vs DePaul 12/11/19
Rebounds	13	vs Toledo 11/20/19
Assists	5	at Louisville 02/07/21, at Syracuse 01/31/21, vs Virginia Tech 01/29/23
Steals	4	at Boston College 02/13/20, at Wake Forest 01/13/22
Blocks	5	vs Florida St. 01/19/23
FG Made	13	vs DePaul 12/11/19
FG Attempts	20	at Duke 01/16/20
3FG Made	7	at Florida St. 03/01/20
3FG Attempts	12	at Virginia 01/26/20
FT Made	7	at Duke 12/21/22
FT Attempts	10	vs Toledo 11/20/19

## 2023-24 GAME-BY-GAME STATISTICS

#33 BRUNELLE, Sam

Opponent	Date	GS	MIN	Total		3-Pointers		Free throws		Rebounds				PF			PTS				
				FG-FGA	PCT	3FG-3FGA	PCT	FT-FTA	PCT	OFF	DEF	TOT	AVG	A	TO	BLK	STL	PTS	AVG		
William & Mary	11/15/2023		13:22	4-6	.667	2-4	.500	2-3	.667	1	3	4	4.0	1	0	1	0	0	12	12.0	
Oklahoma	11/19/2023		23:02	3-9	.333	0-2	.000	0-0	.000	3	3	6	5.0	1	2	1	0	0	6	9.0	
vs Tulane	11/24/2023		19:35	4-7	.571	4-5	.800	0-0	.000	0	4	4	4.7	1	1	2	1	1	12	10.0	
vs LSU	11/25/2023	*	31:57	5-11	.455	5-11	.455	0-0	.000	0	3	3	4.3	4	0	0	3	0	15	11.3	
Missouri	11/30/2023	*	11:32	1-5	.200	1-4	.250	0-0	.000	0	1	1	3.6	0	0	0	1	0	3	9.6	
at La Salle	12/03/2023	*	22:23	4-11	.364	2-6	.333	0-0	.000	2	1	3	3.5	0	0	0	0	0	10	9.7	
Rider	12/06/2023	*	23:07	2-11	.182	2-8	.250	1-2	.500	3	1	4	3.6	2	1	0	0	1	7	9.3	
<b>Totals</b>			<b>4</b>	<b>144:58</b>	<b>23-60</b>	<b>.383</b>	<b>16-40</b>	<b>.400</b>	<b>3-5</b>	<b>.600</b>	<b>9</b>	<b>16</b>	<b>25</b>	<b>3.6</b>	<b>9</b>	<b>4</b>	<b>4</b>	<b>5</b>	<b>2</b>	<b>65</b>	<b>9.3</b>

## Player Averages

Games Played	Minutes/game	Points/game	FG Pct	3FG Pct	FT Pct	Rebounds/game	Assists/game	Turnovers/game	Assist/Turnover ratio	Steals/game	Blocks/game
7	20.7	9.3	38.3	40.0	60.0	3.6	0.6	0.6	1.0	0.3	0.7



# 34 London Clarkson

Graduate Student • Forward • 6-2

Pflugerville, Texas • Pflugerville HS • Florida State

## 2023-24

- Scored a season-high 17 points in 87-81 overtime win over Missouri (11/30)

## 2022-23

- All-ACC Academic Team
- Presented the "Teammate of the Year" award for women's basketball at the 2023 Hoos Choice Awards
- Appeared in 29 games with two starts
- Averaged 6.9 points and 3.6 rebounds per game
- Recorded 21 blocked shots and 16 steals
- Scored a career-high 18 points against Boston College (1/15), going 14-of-14 from the free throw line. She set the program's single-game record for free throw efficiency, eclipsing the Ariana Moorers's 2012 record of 13-of-13
- Back-to-back 15-point games at Syracuse (16) and at home against Virginia Tech (15)
- Came off the bench to score a career-high 23 points at North Carolina (2/2)
- Made her first start of the season at Pittsburgh, grabbing a career-high 10 rebounds (2/5)

## CAREER STATISTICS

### CLARKSON, London

SEASON	TEAM	GP-GS	MIN/AVG	Field Goals		3-Point		F-Throws		Rebounds				Scoring						
				FG-FGA	FG%	3FG-3FGA	3FG%	FT-FTA	FT%	OFF	DEF	TOT	AVG	PF-FO	A	TO	BLK	STL	PTS	AVG
2019-20	FSU	25-0	187/7.5	7-16	.438	0-0	.000	16-23	.696	15	21	36	1.4	22-0	9	9	3	3	30	1.2
2021-22	UVa	27-20	643/23.8	50-108	.463	0-2	.000	41-73	.562	39	65	104	3.9	93-8	24	68	15	24	141	5.2
2022-23	UVa	29-2	568/19.6	75-131	.573	0-1	.000	50-75	.667	49	55	104	3.6	80-3	19	53	21	16	200	6.9
2023-24	UVa	7-4	154/22.0	19-37	.514	0-0	.000	26-30	.867	20	12	32	4.6	21-0	8	6	3	11	64	9.1
<b>TOTAL FOR UVa</b>		<b>63-26</b>	<b>1365/21.7</b>	<b>144-276</b>	<b>.522</b>	<b>0-3</b>	<b>.000</b>	<b>117-178</b>	<b>.657</b>	<b>108</b>	<b>132</b>	<b>240</b>	<b>3.8</b>	<b>194-11</b>	<b>51</b>	<b>127</b>	<b>39</b>	<b>51</b>	<b>405</b>	<b>6.4</b>
<b>TOTAL</b>		<b>88-26</b>	<b>1552/17.6</b>	<b>151-292</b>	<b>.517</b>	<b>0-3</b>	<b>.000</b>	<b>133-201</b>	<b>.662</b>	<b>123</b>	<b>153</b>	<b>276</b>	<b>3.1</b>	<b>216-11</b>	<b>60</b>	<b>136</b>	<b>42</b>	<b>54</b>	<b>435</b>	<b>4.9</b>

### Single Game Highs

Statistic	Value	
Points	23	at North Carolina 02/02/23
Rebounds	10	at Pittsburgh 02/05/23
Assists	3	vs Richmond 11/28/21, vs NC State 02/12/23, at La Salle 12/03/23
Steals	4	vs Pittsburgh 02/20/22
Blocks	3	at North Carolina 01/20/22, vs Georgia Tech 12/29/22, vs Boston College 01/15/23
FG Made	8	at North Carolina 02/02/23
FG Attempts	15	vs Virginia Tech 01/29/23
3FG Attempts	1	vs Virginia Tech 01/27/22, vs American 12/07/21, at Pittsburgh 02/05/23
FT Made	14	vs Boston College 01/15/23
FT Attempts	14	vs Boston College 01/15/23

## 2023-24 GAME-BY-GAME STATISTICS

### #34 CLARKSON, London

Opponent	Date	GS	MIN	Total		3-Pointers		Free throws		Rebounds				PF				PTS		
				FG-FGA	PCT	3FG-3FGA	PCT	FT-FTA	PCT	OFF	DEF	TOT	AVG	A	TO	BLK	STL	PTS	AVG	
Campbell	11/12/2023	*	28:43	3-7	.429	0-0	.000	6-6	1.000	1	2	3	3.0	2	2	1	0	2	12	12.0
William & Mary	11/15/2023	*	19:45	2-4	.500	0-0	.000	2-2	1.000	1	3	4	3.5	4	0	1	2	1	6	9.0
Oklahoma	11/19/2023	*	19:34	4-8	.500	0-0	.000	5-6	.833	4	0	4	3.7	4	0	1	0	3	13	10.3
vs Tulane	11/24/2023	*	15:46	0-4	.000	0-0	.000	1-2	.500	3	1	4	3.8	1	1	0	1	3	1	8.0
vs LSU	11/25/2023		19:05	1-2	.500	0-0	.000	2-2	1.000	3	0	3	3.6	4	1	1	0	0	4	7.2
Missouri	11/30/2023		31:36	5-6	.833	0-0	.000	7-8	.875	4	3	7	4.2	2	1	0	0	1	17	8.8
at La Salle	12/03/2023		19:46	4-6	.667	0-0	.000	3-4	.750	4	3	7	4.6	4	3	2	0	1	11	9.1
<b>Totals</b>		<b>4</b>	<b>154:15</b>	<b>19-37</b>	<b>.514</b>	<b>0-0</b>	<b>.000</b>	<b>26-30</b>	<b>.867</b>	<b>20</b>	<b>12</b>	<b>32</b>	<b>4.6</b>	<b>21</b>	<b>8</b>	<b>6</b>	<b>3</b>	<b>11</b>	<b>64</b>	<b>9.1</b>

### Player Averages

Games Played	Minutes/game	Points/game	FG Pct	3FG Pct	FT Pct	Rebounds/game	Assists/game	Turnovers/game	Assist/Turnover ratio	Steals/game	Blocks/game
7	22.0	9.1	51.4	0.0	86.7	4.6	1.1	0.9	1.3	1.6	0.4



# 41 Taylor Lauterbach

Graduate Student • Center • 6-7

Appleton, Wisc • Appleton West HS • K-State

## 2020-23 AT K-STATE

- Played in 2022 Red Bull USA Basketball 3X Nationals
- Two-time Big 12 Commissioner's Honor Roll
- 2022 and 2023 Academic All-Big 12 First Team
- Appeared in 75 games with five starts her junior seasons

## BACKGROUND

- 2020 and 13th among post players
- Ranked as the 13th center in the nation by ESPNW Hoopgurlz for the Class of 2020
- 2020 McDonald's All-American Game nominee
- 2020 Wisconsin Basketball Coaches Association (WBCA) D1 All-State Honorable Mention
- 2020 All-Fox Valley Association First Team after twice being named to the second team

## CAREER STATISTICS

### LAUTERBACH, Taylor

SEASON	TEAM	GP-GS		MIN/AVG		Field Goals		3-Point		F-Throws		Rebounds				Scoring										
		GP	GS	MIN	AVG	FG-FGA	FG%	3FG-3FGA	3FG%	FT-FTA	FT%	OFF	DEF	TOT	AVG	PF-FO	A	TO	BLK	STL	PTS	AVG				
2020-21	KState	24	0	222	9.2	19	44	.432	1	6	.167	7	20	.350	21	40	61	2.5	25	0	7	18	17	0	46	1.9
2021-22	KState	31	0	244	7.9	17	55	.309	0	4	.000	10	12	.833	10	42	52	1.7	32	0	3	15	13	2	44	1.4
2022-23	KState	20	5	144	7.2	9	29	.310	1	1	1.000	6	6	1.000	8	25	33	1.7	28	0	3	11	12	3	25	1.3
2023-24	UVa	6	0	45	7.5	2	7	.286	0	1	.000	3	4	.750	3	13	16	2.7	9	0	1	6	3	2	7	1.2
<b>TOTAL FOR UVa</b>		<b>6</b>	<b>0</b>	<b>45</b>	<b>7.5</b>	<b>2</b>	<b>7</b>	<b>.286</b>	<b>0</b>	<b>1</b>	<b>.000</b>	<b>3</b>	<b>4</b>	<b>.750</b>	<b>3</b>	<b>13</b>	<b>16</b>	<b>2.7</b>	<b>9</b>	<b>0</b>	<b>1</b>	<b>6</b>	<b>3</b>	<b>2</b>	<b>7</b>	<b>1.2</b>
<b>TOTAL</b>		<b>81</b>	<b>5</b>	<b>656</b>	<b>8.1</b>	<b>47</b>	<b>135</b>	<b>.348</b>	<b>2</b>	<b>12</b>	<b>.167</b>	<b>26</b>	<b>42</b>	<b>.619</b>	<b>42</b>	<b>120</b>	<b>162</b>	<b>2.0</b>	<b>94</b>	<b>0</b>	<b>14</b>	<b>50</b>	<b>45</b>	<b>7</b>	<b>122</b>	<b>1.5</b>

### Single Game Highs

Statistic	Value	
Points	10	vs Western Ky. 11/14/21
Rebounds	16	vs Idaho St. 12/08/20
Assists	3	vs Idaho St. 12/08/20
Steals	2	vs Rider 12/06/23
Blocks	6	at Central Ark. 12/05/20
FG Made	4	vs Western Ky. 11/14/21
FG Attempts	9	vs Idaho St. 12/08/20
3FG Made	1	at Baylor 02/27/21, vs UTRGV 11/18/22
3FG Attempts	2	at Baylor 02/27/21
FT Made	3	at Central Ark. 12/05/20
FT Attempts	8	at Central Ark. 12/05/20

## 2023-24 GAME-BY-GAME STATISTICS

### #41 LAUTERBACH, Taylor

Opponent	Date	GS	MIN	Total		3-Pointers		Free throws		Rebounds				PF			A		TO		BLK		STL		PTS		AVG	
				FG-FGA	PCT	3FG-3FGA	PCT	FT-FTA	PCT	OFF	DEF	TOT	AVG	PF	A	TO	BLK	STL	PTS	AVG								
UMES	11/08/2023		09:33	0-0	.000	0-0	.000	1-2	.500	1	3	4	4.0	1	0	3	0	0	0	0	0	0	0	1	1.0			
Campbell	11/12/2023		06:09	0-0	.000	0-0	.000	0-0	.000	0	1	1	2.5	3	0	1	0	0	0	0	0	0	0	0	0.5			
William & Mary	11/15/2023		08:53	1-3	.333	0-1	.000	0-0	.000	1	4	5	3.3	1	0	1	1	0	2	1	0	2	1.0					
vs Tulane	11/24/2023		04:08	0-2	.000	0-0	.000	0-0	.000	0	2	2	3.0	1	0	0	0	0	0	0	0	0	0	0.8				
at La Salle	12/03/2023		09:10	0-1	.000	0-0	.000	2-2	1.000	0	2	2	2.8	1	1	0	2	0	2	1	0	2	1.0					
Rider	12/06/2023		07:21	1-1	1.000	0-0	.000	0-0	.000	1	1	2	2.7	2	0	1	0	2	2	2	2	1.2						
<b>Totals</b>		<b>0</b>	<b>45:14</b>	<b>2-7</b>	<b>.286</b>	<b>0-1</b>	<b>.000</b>	<b>3-4</b>	<b>.750</b>	<b>3</b>	<b>13</b>	<b>16</b>	<b>2.7</b>	<b>9</b>	<b>1</b>	<b>6</b>	<b>3</b>	<b>2</b>	<b>7</b>	<b>1</b>	<b>6</b>	<b>3</b>	<b>2</b>	<b>7</b>	<b>1.2</b>			

### Player Averages


Games Played	Minutes/game	Points/game	FG Pct	3FG Pct	FT Pct	Rebounds/game	Assists/game	Turnovers/game	Assist/Turnover ratio	Steals/game	Blocks/game
6	7.5	1.2	28.6	0.0	75.0	2.7	0.2	1.0	0.2	0.3	0.5



# 2023-24 BROADCAST SHEET



**#0 OLIVIA MCGHEE**  
6-2 Guard  
Mineral, Va.



**#1 PARIS CLARK**  
5-8 Guard  
The Bronx, N.Y.



**#4 JILLIAN BROWN**  
5-10 Guard  
Grand Rapids, Mich.




**#5 YONTA VAUGHN**  
5-8 Guard  
District Heights, Md.




**#10 MIR MCLEAN**  
5-11 Guard/Forward  
Baltimore, Md.




**#12 EDESSA NOYAN**  
6-3 Forward  
Södertälje, Sweden



**#14 KAYDAN LAWSON**  
6-0 Guard  
Cleveland, Ohio



**#20 CAMRYN TAYLOR**  
6-2 Forward  
Peoria, Ill.



**#21 KYMORA JOHNSON**  
5-7 Guard  
Charlottesville, Va.



**#23 ALEXIA SMITH**  
5-8 Guard  
Columbus, Ohio



**#32 CADY PAULEY**  
5-11 Guard  
Milan, Mo.



**#33 SAM BRUNELLE**  
6-2 Forward  
Ruckersville, Va.



**#34 LONDON CLARKSON**  
6-2 Forward  
Pflugerville, Texas



**#41 TAYLOR LAUTERBACH**  
6-7 Center  
Appleton, Wisc.



**Amaka Agugua-Hamilton**  
Head Coach  
2nd Season




**CJ Jones**  
Assistant Coach  
2nd Season



**Tori Jankoska**  
Assistant Coach  
2nd Season



**Alysiah Bond**  
Assistant Coach  
2nd Season



**Janko Popovic**  
Assistant Coach  
2nd Season