

# VIRGINIA

## 2023-24 WOMEN'S BASKETBALL GAME NOTES

### GAME INFORMATION

**Tipoff:** Sun, Jan. 21, 2024 · 2 p.m.  
**Site:** Tallahassee, Fla. / Tucker Center  
**Watch:** ACC Network Extra  
– Shawn Davison (bbp) & Melissa Bruner (analyst)  
**Radio:** 1070AM/98.9FM  
– Luke Neer  
**Live Stats:** VirginiaSports.com  
**Twitter:** @UVAWomensHoops  
**Virginia vs. Florida State:** 35-22  
**Charlottesville:** 18-9  
**Tallahassee:** 15-12 **Neutral:** 2-1  
**First Meeting:** 12/8/90 · W, 92-77 @UVA  
**Last Meeting:** 1/19/23 · L, 68-77 @UVA  
**Winning Streak:** 6 games by FSU

### 2023-24 SCHEDULE/RESULTS

**Overall: 8-9 ACC: 0-6**

**Home: 6-5 Away: 1-3 Neutral: 1-1**

Date	Opponent	TV	Time/Result
Wed, Nov. 8	UMES	ACCNX	W, 76-52
Sun, Nov. 12	Campbell	ACCNX	W, 74-49
Wed, Nov. 15	William & Mary	ACCNX	W, 80-51
Sun, Nov. 19	#25 Oklahoma	ACCN	L, 67-82
Fri, Nov. 24	# vs. Tulane	Flo (\$)	W, 81-59
Sat, Nov. 25	# vs. #7 LSU	Flo (\$)	L, 73-76
Thu, Nov. 30	\$ Missouri	ACCN	W (OT), 87-81
Sun, Dec. 3	at La Salle	ESPN+	W, 94-73
Wed, Dec. 6	Rider	ACCNX	W, 78-51
Sat, Dec. 16	Wofford	ACCNX	L, 70-71
Thu, Dec. 21	Fordham	ACCNX	W, 82-56
Sun, Dec. 31	* #3 NC State	ACCN	L, 61-72
Thu, Jan. 4	* at Georgia Tech	ACCNX	L, 60-63
Sun, Jan. 7	* Duke	The CW	L, 56-60
Thu, Jan. 11	* at #6 NC State	ACCNX	L, 66-93
Sun, Jan. 14	* at #20 North Carolina	ACCN	L, 68-81
Thu, Jan. 18	* #19 Notre Dame	ACCNX	L, 76-86
Sun, Jan. 21	* at #15 Florida State	ACCNX	2 p.m.
Thu, Jan. 25	* Pittsburgh	ACCNX	7 p.m.
Sun, Jan. 28	* North Carolina	The CW	12 p.m.
Thu, Feb. 1	* at Virginia Tech	ACCN	6 p.m.
Sun, Feb. 4	* Clemson	ACCN	4 p.m.
Thu, Feb. 8	* at Boston College	ACCN	6 p.m.
Sun, Feb. 11	* at Wake Forest	ACCNX	2 p.m.
Sun, Feb. 18	* Syracuse	ACCN	2 p.m.
Thu, Feb. 22	* Miami	ACCNX	7 p.m.
Sun, Feb. 25	* at Louisville	The CW	12 p.m.
Thu, Feb. 29	* at Duke	ACCNX	7 p.m.
Sun, March 3	* Virginia Tech	ACCN	6 p.m.
March 6-10	ACC Tournament	ACCN/ESPN/ESPN2	

**Bold** – Home games

All times are Eastern

\* – ACC regular-season game

# – Cayman Islands Classic (George Town, Grand Cayman)

\$ – ACC/SEC Challenge

% – ACC Tournament (Greensboro, N.C.)



VS.



### VIRGINIA CAVALIERS (8-9, 0-6 ACC)

Head Coach: Amaka Agugua-Hamilton (Hofstra '05, VCU '07)

At UVA: 23-24 (2nd season), Career: 97-39 (5th season)

### #15 FLORIDA STATE SEMINOLES (14-5, 5-2 ACC)

Head Coach: Brooke Wyckoff (Florida State '01)

At FSU: 47-24 (3rd season); Career: Same

#### FOR OPENERS

- The Cavaliers are in search of their first ACC win of the season and hope to snap a six-game losing skid.
- Camryn Taylor** has led Virginia in scoring in five of its six ACC games. Taylor is averaging 16.2 points per game in league play, good for eighth in the conference.
- Coming off an 89-81 victory over then- No. 11 Virginia Tech, No. 15 Florida State (14-5, 5-2 ACC) dropped its second ACC contest of the season at Syracuse this past Thursday (Jan. 18), 79-73.
- The Seminoles have four players averaging double-digit points in Ta'Niya Latson (20.3), O'Mariah Gordon (13.9), Makayla Timpson (13.6) and Sara Bejedi (13.2). The group has accounted for 85.5 percent of FSU scoring production in ACC play.

#### SERIES HISTORY

- Virginia leads the all-time series, which began in 1990, 35-22, including a 15-12 record in Tallahassee.
- The two teams met only once prior to FSU joining the ACC, the inaugural matchup on Dec. 8, 1990, which UVA won 92-77 in Charlottesville.
- The Seminoles have won nine of the last 10 meetings.
- The Cavaliers' last win in Tallahassee was on Feb. 26, 2012, when UVA defeated FSU 66-57.
- Four Cavaliers scored in double figures in the win, including Ariana Mooror, who scored a team-high 23 points. Both teams nearly shot 50 percent from the field, but 18 FSU turnovers – in contrast to UVA's eight – proved to be the difference.

#### LAST MEETING BETWEEN THE HOOS & FLORIDA STATE

- Virginia led FSU, 60-50, heading into the fourth quarter at John Paul Jones Arena, but the Noles outscored UVA 27-8 in the fourth quarter to seal a 77-68 comeback win.
- UVA had 21 turnovers, while FSU had 12.

- Camryn Taylor** led all scorers with 18 points while **Sam Brunelle** and **London Clarkson** added 11 points each for Virginia.
- Florida State's Ta'Niya Latson and Sara Bejedi topped the Seminoles with 15 points apiece. Latson came into the contest as the ACC's top scorer, averaging 24.3 points per contest.

#### AGUGUA-HAMILTON'S LADY BEARS TOPPLE FSU

- Virginia head coach **Amaka Agugua-Hamilton's** last win as Missouri State head coach was over Florida State [61-50] in the first-four round of the 2022 NCAA Tournament in Baton Rouge, La.
- MSU's postseason victory over the Seminoles was one of nine wins over a Power-5 opponent during Agugua-Hamilton's three-year stint with the Lady Bears.
- Agugua-Hamilton was named UVA's sixth head coach three days later.

#### LAST TIME OUT

- Virginia dropped its sixth straight game against No. 19 Notre Dame, 86-76, at John Paul Jones Arena this past Thursday (Jan. 18).
- The Hoos trailed by as many as 20 points in the third quarter, but UVA cut its deficit to as little as six points late in the fourth quarter.
- Kymora Johnson** (16 pts, 8 reb, 7 ast), **Paris Clark** (16 pts) and **Olivia McGhee** (14 pts) all scored in double figures for the Hoos.
- In her second career start, first-year McGhee tied her season high in scoring.
- Notre Dame attempted 44 free throws, which tied the JPJ Arena record by a UVA opponent.
- The Cavaliers committed a season-high 23 turnovers.

#### VIRGINIA'S PREVIOUS STARTING LINEUP

Pos.	No.	Player (Hometown)	Yr.	Ht.	PPG	RPG	APG	NOTES
G	21	Kymora Johnson (Charlottesville, Va.)	Fr.	5-7	12.2	4.3	5.4	McDonald's High School All-American; 2x Virginia Player of the Year
G	23	Alexia Smith (Columbus, Ohio)	Sr.	5-8	4.2	4.4	1.9	Appeared in 29 games in 2022-23, including 13 starts
G	0	Olivia McGhee (Louisia, Va.)	Fr.	6-2	7.2	2.4	0.3	Played three years for Louisa HS; played senior year at IMG Academy
G/F	20	Camryn Taylor (Peoria, Ill.)	5 <sup>th</sup>	6-2	14.9	6.4	0.5	2022 Second Team All-ACC; 10 career double-doubles
F	34	London Clarkson (Pflugerville, Texas)	Gr.	6-2	7.5	4.6	0.6	Appeared in 29 games last year; 19 career 10+ point games

#### OTHER KEY CONTRIBUTORS

Pos.	No.	Player (Hometown)	Yr.	Ht.	PPG	RPG	APG	NOTES
G	1	Paris Clark (Bronx, N.Y.)	So.	5-8	9.2	4.3	1.3	Transfer from Arizona; No. 33 transfer according to ESPNW
G	4	Jillian Brown (Grand Rapids, Mich.)	Jr.	5-10	6.4	6.0	1.9	Played two seasons at Northwestern (2021-23)
G	5	Yonta Vaughn (District Heights, Md.)	So.	5-8	4.4	2.3	3.7	Cayman Islands Classic All-Tournament Team
G/F	10	Mir McLean (Baltimore, Md.)	Sr.	5-11	0.0	0.0	0.0	Last year's second-leading scorer before suffering season-ending injury
F	12	Edessa Noyan (Södertälje, Sweden)	Fr.	6-3	1.5	2.6	0.3	Member of Swedish U20 national team; three-level scorer
G	14	Kaydan Lawson (Cleveland, Ohio)	Sr.	6-0	2.8	2.6	0.5	Appeared in 28 games, including 18 starts in 2022-23
G	32	Cady Pauley (Milan Mo.)	So.	5-11	2.3	0.7	0.4	Of her 30 made FGs in 2022-23, 22 of them were 3FGs
F	33	Sam Brunelle (Ruckersville, Va.)	Gr.	6-2	5.8	2.9	0.3	Katrina McClain Watch List selection (nation's top PF)
C	41	Taylor Lauterbach (Appleton, Wisc.)	Gr.	6-7	1.5	2.3	0.1	Transfer from Wisconsin; earned undergrad degree in three years



# GAME NOTES

## VIRGINIA AGAINST RANKED OPPONENTS

- Virginia's last win over a ranked opponent was in Charlottesville against then-No. 22 NC State, 71-59, on Feb. 12, 2023.
- Dating back to 2016-17, Virginia has just three ranked wins, only one over a top-20 foe.
- UVA 1-49 in its last 50 games against ranked opponents.
- Virginia's last road win over a ranked opponent was on Feb. 13, 2011, when the Cavaliers knocked off then-No. 11 Maryland, 60-57, in College Park.

## NON-CONFERENCE SUCCESS

- Under head coach **Amaka Agugua-Hamilton**, UVA is 19-3 in non-conference action.
- The Cavaliers won their first 14 non-conference matchups before falling to No. 25 Oklahoma, 82-67, on Nov. 19.

## OLD SCHOOL BASKETBALL

- As of Jan. 20, Virginia is 10th in the nation in rebounds per game (45.53), 13th in offensive rebounds per game (16.1), 27th in defensive rebounds per game (29.5) and 12th free throw percentage (78.9).
- The Cavaliers are 8-4 this season when either leading or tying their opponents in rebounding.
- Virginia has been outrebounded in just four contests this season (vs. #7 LSU, #3 NC State, Duke, and #20 North Carolina).
- UVA has shot at least 80 percent from the charity stripe in eight games this season, including its most recent against Notre Dame (94.4).
- Among all Division-I players, **Camryn Taylor** (87.2) is 35th in the nation in free throw percentage, also good for third in the ACC.

## CAMRYN TAYLOR PROPELLING THE HOOS

- Fifth-year forward **Camryn Taylor** has led UVA in scoring in 10 games this season, including five ACC contests.
- She scored a season-high 26 points – the most by a Cavalier in a single game this season – in UVA's overtime win over Missouri (Nov. 30).
- Her 26 points against the Tigers were just one shy of tying her career high.
- Taylor has scored in double figures 14 times this season and has a pair of double-doubles (18 pts, 13 reb vs. Rider; 17 pts, 15 reb vs. #3 NC State).
- She is currently ninth in the ACC in scoring (16.2 ppg) among ACC games only.
- Taylor is currently third in the ACC and 35th in the nation in free throw percentage (87.2).
- At La Salle (Dec. 3), Taylor went 10-for-10 at the charity stripe without hitting a basket from the field.

## JOHNSON, VAUGHN AMONG THE ACC'S ASSISTS

### LEADERS

- **Kymora Johnson** (5.4 apg) and **Yonta Vaughn** (3.7 apg) are one of three pairs of teammates in the ACC averaging at least 3.7 assists per game.
- Virginia is one of just 19 schools nationally with two players on its roster averaging at least 3.8 assists per game.
- Among those 21 programs, UVA is the only one with two underclassmen averaging at least 3.7 assists per game.
- Johnson is currently fourth in the league in assists per game, while Vaughn is 13th.
- Vaughn (2.43) and Johnson (2.22) are currently third and fourth, respectively, in the ACC in assist-to-turnover ratio.
- Johnson is currently third in assists per game among all freshmen nationally.

## HEAT CHECK

- After shooting 19.9 percent from 3-point range in its first four games of the season, the Cavaliers set the program single-game record with 15 made 3-pointers (35 attempts) in UVA's comeback win over Tulane (Nov. 24).
- Six different Cavaliers made a 3-pointer against the Green Wave, including **Sam Brunelle** (4-5 3FG) and **Yonta Vaughn** (4-8 3FG), who led the team with four each.
- UVA's previous record was 14 made 3s (24 attempts) at Rider on Jan. 2, 2008.

## DON'T CALL IT A COMEBACK

- This season, the Cavaliers have successfully mounted two 15-point comebacks, their 81-59 triumph over Tulane (Nov. 24) and 87-81 overtime win over Missouri (Nov. 30).
- Virginia trailed the Tigers 28-13 with 9:30 left in the second quarter.
- Against Tulane, the Hoos trailed 19-5 with 3:01 remaining in the first quarter.
- UVA went on to lead by as many as 24 points [66-42] with 9:45 remaining against the Green Wave.
- Both comebacks are UVA's largest since it set the program record on Feb. 13, 2020, when the Cavaliers overcame a 22-point deficit in the Hoos' 69-64 win over Miami.

## COMIN' IN HOT

- With an average of 26.4 points from its bench, Virginia is currently 31st in the nation and second in the ACC in bench scoring.
- The Cavaliers have tallied at least 25 points from its bench in nine games this year (Tulane – 49; La Salle – 45; Wofford – 35; Notre Dame – 35; Rider – 33; William & Mary – 31; Oklahoma – 26; Fordham – 26; Missouri – 25).
- In two of those games, the Cavaliers have scored at least 45 points from their reserves.
- In UVA's 81-59 comeback win over Tulane (Nov. 24), the Cavaliers scored 49 points off the bench, the most by UVA in a single game since Dec. 18, 2011, when its bench scored 55 points in a 92-43 victory over Radford.
- Additionally, the Hoos' top-3 scorers against the Green Wave in **Yonta Vaughn** (14 pts), **Sam Brunelle** (12 pts) and **Alexa Smith** (10 pts) came off the bench.

## EVERYBODY WANTS SOME

- After finishing fourth in the ACC in attendance (3,489) in 2022-23, UVA set a program record for season tickets sold this offseason after adding 1,000 new season ticket holders this year.
- For games played through Jan. 19, Virginia is currently fifth in the ACC and No. 24 in the nation in attendance (4,075/gm).
- Last season, Virginia also hosted 6,378 fans for National Girls and Women in Sports Day and Senior Day, which marked the highest attendance for a UVA women's basketball non-field trip day game since 2011.

## CULTURE WINS

- Since becoming UVA's sixth head coach in the spring of 2022, one of **Amaka "Mox" Agugua-Hamilton's** biggest points of emphasis has been establishing a strong culture now and for years to come.
- A few of Virginia's team mantras include: Grind Now, Shine Later (#GNSL), Culture Wins, Give, and Family.
- Coach Mox has defined her mantra "Grind Now, Shine Later" as 'progress is a process'. When you focus on the work that's in front of you, the results and recognition will fall into place.

## ON THE HORIZON

- Virginia returns to John Paul Jones Arena to host Pittsburgh (6-12, 0-5 ACC) on Thursday (Jan. 25).
- Tipoff is set for 7 p.m. on ACC Network Extra.

## VIRGINIA TO HONOR DEBBIE RYAN FOR NATIONAL GIRLS & WOMEN IN SPORTS DAY

- Legendary Virginia women's basketball head coach **Debbie Ryan** will be honored at UVA's National Girls and Women in Sports Day (NGWSD) celebration on Sunday, Feb. 18, when the Cavaliers host Syracuse (2 p.m.).
- Since 1996, the Virginia Department of Athletics and the Maxine Platzer Lynn Women's Center have collaborated in a celebration of NGWSD, an event that brings national attention to the achievements of female athletes and issues facing girls and women in sport.
- In addition to honoring Ryan at halftime, Virginia Athletics will host a NGWSD pregame youth sports festival on the concourse of John Paul Jones Arena.
- After serving as an assistant coach for two years, Ryan became UVA's third women's basketball head coach in 1977 and led the Cavaliers for 34 seasons.
- Her teams earned a berth in the NCAA Tournament 24 times, including three consecutive Final Four appearances from 1990-92.
- Ryan guided the Cavaliers to three ACC Tournament titles and 11 ACC regular-season championships.
- She was honored as the Naismith Coach of the Year in 1991 by the Atlanta Tipoff Club and remains the only women's basketball coach to be named ACC Coach of the Year seven times.
- Ryan finished her tenure at UVA with a record of 736-323.
- She is currently one of 10 head coaches in Division-I women's basketball history to tally at least 700 wins at the same institution.
- In 2008 – while she was still head coach at UVA – Ryan was enshrined in the Women's Basketball Hall of Fame and the Virginia Sports Hall of Fame in 2012.

## VIRGINIA INKS BREONA HURD TO CLASS OF 2024

- Virginia women's basketball head coach Amaka Agugua-Hamilton announced the signing of **Breona Hurd** (Waynesville, Mo.) to the Cavaliers' 2024 signing class on Wednesday (Nov. 8).
- On Jan. 9, Hurd was named a McDonald's All-American nominee.
- Agugua-Hamilton described Hurd as, "a versatile forward that can shoot, pass, and score in the low post. She is physical, can rebound and start the break."

## THE RETURNERS

- This season, Virginia returns eight players from last year's squad, including Second Team All-ACC selection **Camryn Taylor** and 2024 Katrina McClain Watch List (nation's top power forward) selection **Sam Brunelle**.
- Other returners include guards **Kaydan Lawson**, **Alexia Smith**, **Cady Pauley** and **Yonta Vaughn**, and forwards **Mir McLean** and **London Clarkson**.

# GAME NOTES

## AMAKA AGUGUA-HAMILTON

### OVERVIEW

- Amaka "Mox" Agugua-Hamilton was named Virginia's sixth head coach on March 21, 2022.
- Native of Herndon, Va., where she attended Oakton HS.
- Tripled the Cavaliers' win total (15) in 2022-23 from the previous two seasons combined.
- Recruited in the nation's No. 13 signing class of 2023.
- Led UVA to its first top-25 ranking in the USA Today Coaches Poll since 2010.
- Spent three seasons at Missouri State where she led the Lady Bears to back-to-back NCAA Tournament appearances, including a Sweet 16 appearance in 2021.
- Two-time MVC Coach of the Year (2020-21).
- 2020 WBCA Rookie Coach of the Year.
- 2021 WBCA National Coach of the Year finalist.
- Recorded nine wins over Power-5 teams in three seasons at MSU.
- First African-American woman to be named head coach for any sport at MSU.



### EDUCATION

College: Hofstra '05, VCU '07

### COACHING EXPERIENCE

Year	School (position)
2006-07	VCU (graduate assistant)
2007-09	VCU (assistant coach)
2009-11	Indiana (assistant coach)
2011-13	Old Dominion (assistant coach)
2013-15	Michigan State (assistant coach)
2015-19	Michigan State (associate head coach)
2019-22	Missouri State (head coach)
2022-pres.	Virginia (head coach)

### THE AGUGUA-HAMILTON RECORD

Year	School	Record (Conf)	Postseason
2019-20	Missouri State	26-4 (16-2)	N/A (COVID-19)
2020-21	Missouri State	23-3 (16-0)	NCAA Sweet 16
2021-22	Missouri State	25-8 (14-4)	NCAA First Round
2022-23	Virginia	15-15 (4-14)	WNIT invitee
2023-24	Virginia	8-9 (0-6)	
<b>Total</b>	<b>5 seasons</b>	<b>97-39</b>	
<b>Virginia</b>	<b>2 seasons</b>	<b>23-24 (4-20)</b>	

### AGUGUA-HAMILTON VS. 2023-24 OPPONENTS

Opponent	Career	UVA
Boston College	1-0	1-0
Campbell	2-0	2-0
Clemson	0-1	0-1
Duke	0-3	0-3
Florida State	1-1	0-1
Fordham	1-0	1-0
Georgia Tech	1-1	1-1
La Salle	1-0	1-0
Louisville	0-1	0-1
LSU	0-2	0-1
Maryland Eastern-Shore	2-0	2-0
Miami (Fla.)	0-1	0-1
Missouri	4-0	1-0
NC State	1-3	1-3
North Carolina	0-3	0-3
Notre Dame	0-2	0-2
Oklahoma	1-1	0-1
Pittsburgh	0-1	0-1
Rider	1-0	1-0
Syracuse	0-1	0-1
Tulane	1-0	1-0
Virginia Tech	1-2	0-2
Wake Forest	1-2	1-1
William & Mary	2-0	2-0
Wofford	0-1	0-1

### THE NEWCOMERS

- First years **Kymora Johnson**, **Olivia McGhee** and **Edessa Noyan** make up the nation's No. 13 recruiting class.
- In addition to Brunelle, both Johnson and McGhee are natives of the Charlottesville-area, while Noyan hails from Sweden.
- Johnson was also a two-time Gatorade Virginia Girls Basketball Player of the Year while attending St. Anne's-Belfield.
- In addition to its freshman class, UVA signed three players from the transfer portal this offseason in guards **Paris Clark** (Arizona) and **Jillian Brown** (Northwestern), and 6-7 center **Taylor Lauterbach** (K-State).
- Clark was ranked the nation's No. 33 transfer this offseason according to ESPN.com.

### 2023-24 OPPONENTS

- This season, UVA faces 10 different opponents that reached the 2023 NCAA Tournament.
- Both Oklahoma and reigning-national champion LSU are the two non-conference opponents that earned tournament berths.
- Eight ACC teams made the NCAA Tournament last season in Duke, Florida State, Louisville, Miami, NC State, North Carolina, Notre Dame and Virginia Tech.
- All four of UVA's ACC travel pod partners (Duke, NCSU, UNC & VT), which the Cavaliers will have to face twice during the regular season, made the big dance last year.

### A LOOK BACK AT 2022-23

- After going 5-22 in 2021-22, Virginia tripled its win total (15-15) last year under Coach Mox in her first season at UVA.
- The Cavaliers received an invite to the 2023 WNIT, but declined to participate due to a lack of healthy players.
- Last year, Virginia garnered its first national ranking – No. 25 in the USA Today Coaches Poll – since the 2011-12 season.
- The Cavaliers kicked off their 2022-23 campaign by winning their first 12 games, the best start in program history since the 1994-95 season.

### BRUNELLE NAMED TO KATRINA McCLAIN WATCH LIST

- For the second consecutive year, UVA forward **Sam Brunelle** was named a Katrina McClain Award Watch List selection, which was announced by the Naismith Memorial Basketball Hall of Fame and the WBCA on Oct. 19.
- The award, which is in its seventh year, recognizes the top power forward in NCAA Division I women's basketball. A national committee of top college basketball personnel determined the watch list of 20 candidates.
- Last season, Brunelle averaged 11.0 points per game, shot 40 percent from 3-point range and 91.2 percent from the free throw line. Brunelle started in 21 games for the Cavaliers in 2022-23 before her season was cut short due to injury.
- She scored in double figures in 14 games, helped the Hoos start 12-0 and achieve the program's first top-25 ranking – in the USA Today Coaches Poll – since 2010. Brunelle joined UVA in 2022 as a graduate transfer from Notre Dame.

## UVA'S RECORD UNDER AGUGUA-HAMILTON WHEN...

Category	All	2023-24
Leading at the half	17-3	6-2
Trailing at the half	6-19	2-6
Tied at the half	0-2	0-1
Playing in overtime	1-0	1-0
Playing a non-conference opponent	19-3	8-3
Playing an ACC opponent	4-20	0-6
Shooting 50% or better	3-0	1-0
Shooting between 40-49.9%	14-7	5-2
Shooting less than 40%	6-17	2-7
Opponents shoot 50% or better	0-5	0-0
Opponents shoot less than 50%	23-18	8-8
UVA outrebounds its opponent	18-9	7-4
Opponent outrebounds UVA	2-15	0-5
Teams are tied in rebounds	3-0	1-0
UVA has 10 or more steals	11-6	3-2
UVA shoots 70% FT or better	16-18	7-7
UVA shoots less than 70% FT	7-7	1-2
Scoring less than 50 points	0-0	0-0
Scoring 50-59 points	0-8	0-1
Scoring 60-69 points	4-11	0-5
Scoring 70-79 points	9-5	3-3
Scoring 80-89 points	8-0	4-0
Scoring more than 90 points	2-0	1-0
Allowing fewer than 50 points	5-0	1-0
Allowing fewer than 40 points	2-0	0-0
Playing in John Paul Jones Arena	17-10	6-5
Playing on the road	5-12	1-3
Playing on a neutral court	1-2	1-1
Game decided by 1-4 points	1-5	0-4
Game decided by 5-10 points	3-6	1-1
Game decided by 11+ points	19-13	7-4
Playing at night	10-12	3-3
Playing in the afternoon	12-12	4-6
Playing in the morning	1-0	1-0
Playing on Monday	1-0	0-0
Playing on Tuesday	0-0	0-0
Playing on Wednesday	7-2	3-0
Playing on Thursday	4-10	2-3
Playing on Friday	1-0	1-0
Playing on Saturday	1-2	0-2
Playing on Sunday	9-10	2-4
Playing in November	14-2	5-2
Playing in December	7-3	3-2
Playing in January	1-12	0-5
Playing in February	1-6	0-0
Playing in March	0-1	0-0

## ACC PRESEASON POLL

- Virginia Tech (45) ..... 1,116
- Notre Dame (14) ..... 1,052
- North Carolina (1) ..... 973
- Louisville (1) ..... 867
- Florida State ..... 855
- Miami ..... 702
- Duke ..... 686
- NC State ..... 652
- Syracuse ..... 504
- Virginia** ..... **438**
- Clemson ..... 395
- Georgia Tech ..... 342
- Boston College ..... 226
- Wake Forest ..... 192
- Pittsburgh ..... 120



# GAME NOTES

## VIRGINIA ALL-TIME VS. 2023-24 OPPONENTS

Opponent	Overall
Boston College	18-6
Campbell	2-1
Clemson	45-34
Duke *	35-43
Florida State	35-22
Fordham	3-0
Georgia Tech	59-19
La Salle	1-0
Louisville	2-11
LSU	0-1
Maryland Eastern-Shore	3-0
Miami (Fla.)	10-12
Missouri	1-0
NC State *	41-43
North Carolina *	34-59
Notre Dame	3-11
Oklahoma	0-1
Pittsburgh	6-6
Rider	6-0
Syracuse	5-10
Tulane	1-3
Virginia Tech *	51-18
Wake Forest	69-10
William & Mary	13-0
Wofford	0-1

\* - Two regular-season matchups scheduled in 2023-24

## UPCOMING MILESTONES

### Wins

100 Wins.....Amaka Agugua-Hamilton, 97

### Games Played

125 GP.....Sam Brunelle, 115  
Camryn Taylor, 115

100 GP.....Alexia Smith, 97  
London Clarkson, 95  
Taylor Lauterbach, 86

### Total Points

1,500 Points.....Camryn Taylor, 1,417  
Sam Brunelle, 1,115

600 Points.....Jillian Brown, 503

500 Points.....London Clarkson, 478  
Alexia Smith, 437  
Mir McLean, 376  
Kaydan Lawson, 347

### Field Goals Made

600 FGM.....Camryn Taylor, 557

500 FGM.....Sam Brunelle, 425

### Rebounding

700 Rebounds.....Camryn Taylor, 660

500 Rebounds.....Sam Brunelle, 450

400 Rebounds.....London Clarkson, 308  
Alexia Smith, 312

300 Rebounds.....Jillian Brown, 292  
Mir McLean, 288  
Kaydan Lawson, 288

### Blocked Shots

75 Blocks.....Camryn Taylor, 71

London Clarkson, 50

50 Blocks.....Taylor Lauterbach, 48

### Steals

100 Steals.....Camryn Taylor, 89

Alexia Smith, 79

Jillian Brown, 65

London Clarkson, 87

50 Steals.....Mir McLean, 49

## WILLOUGHBY IN THE WNBA

- Virginia alumnae Jocelyn Willoughby '20 wrapped up her third playing season in the WNBA with the New York Liberty.
- Willoughby and the Liberty reached the WNBA finals where they fell, 3-1, in the series to the Las Vegas Aces.
- Willoughby led the ACC in scoring as a senior, averaging 19.2 points and 7.7 rebounds per game.
- This year's Virginia team traveled to Brooklyn, N.Y. for game No. 2 of the WNBA finals, which the Liberty won, 87-73, in Barclays Center.
- After the win, the Cavaliers were able to tour the arena with Willoughby.

## WRIGHT INDUCTED INTO VIRGINIA SPORTS HALL OF FAME

- Former Cavalier Monica Wright Rogers was inducted into the Virginia Sports Hall of Fame as part of its class of 2024, the organization announced Nov. 27.
- A native of Woodbridge, Va., Wright Rogers was Virginia's the 2006 Gatorade Virginia Player of the Year and was selected as a WBCA All-American.
- During her four years at Virginia, Wright Rogers set program career records for total points (2,540), scoring average (19.1 ppg), field goals made (962), field goal attempts (2,207) and 25-point games (28), and ranks fourth on the all-time list with 372 steals.
- A three-time All-American, Wright Rogers was named the 2010 ACC Player of the Year, ACC Defensive Player of the Year and WBCA National Defensive Player of the Year. Following her graduation, she played seven seasons in the WNBA, winning two WNBA Championships, and was named to the 2010 All-Rookie Team.

## JANKOSKA ENSHRINED IN SAGINAW COUNTY SPORTS HALL OF FAME

- Virginia assistant coach **Tori Jankoska**, arguably the best Michigan State women's basketball player of all-time, was enshrined in the Saginaw County (Mich.) Sports Hall of Fame on Nov. 5.
- Jankoska was a four-time all-state player for Freeland High School from 2010-13 where she scored a Saginaw County record 2,333 career points, also good for No. 9 all-time in the state of Michigan.
- Her senior year, she was crowned Michigan's Miss Basketball and the state's Gatorade Player of the Year.
- At Michigan State, she set the program's all-time scoring record (2,212).
- Jankoska was selected ninth overall by the Chicago Sky in the 2017 WNBA Draft and later played for the Polish basketball team, Basket Gdynia.
- Prior to her arrival at Virginia in 2022, Jankoska served as assistant coach for three seasons (2019-22) at Missouri State under current UVA head coach **Amaka Agugua-Hamilton**.



## CAVALIERS SELECTED IN THE WNBA DRAFT

Year	Name	Team	Rd.	Pk.
1997	Wendy Palmer*	Utah Starzz	2	1
	(Elite Draft)			
	Tammi Reiss*	Utah Starzz	1	5
	Tora Suber	Charlotte Sting	1	7
1999	Dawn Staley*	Charlotte Sting	1	9
2000	Lesley Brown	Miami Sol	-	19
	(Expansion Draft)			
	Renee Robinson	Indiana Fever	4	9
2001	Svetlana Volnaya	Detroit Shock	3	6
2003	Telisha Quarles	Phoenix Mercury	3	4
2008	Sharnee Zoll	LA Sparks	3	1
2009	Lyndra Littles	Connecticut Sun	2	4
2010	Monica Wright	Minnesota Lynx	1	2
2020	Jocelyn Willoughby	Phoenix Mercury	1	10

## CAVALIERS WHO HAVE PLAYED IN THE WNBA

**Heidi Burge** (LA Sparks 1997, Washington Mystics 1998)

**Jenny Boucek** (Cleveland Rockers 1997)

**Wendy Palmer** (Utah Starzz 1997-99; Detroit Shock 1999-02; Orlando Miracle 2002; Connecticut Sun 2003-04; San Antonio Silver Stars 2005; Seattle Storm 2006-07)

**Tammi Reiss** (Utah Starzz 1997-98)

**Tora Suber** (Charlotte Sting 1997-98; Orlando Miracle 1999)

**Heather Burge** (Sacramento Monarchs 1999)

**Dawn Staley** (Charlotte Sting 1999-2005; Houston Comets 2005-06)

**Lesley Brown** (Miami Sol, 2000)

**DeMya Walker** (Portland Fire 2000-02; Sacramento Monarchs 2003-09; Connecticut Sun 2010-11; Washington Mystics 2011; New York Liberty 2012-13)

**Sharneé Zoll** (Minnesota Lynx 2008, Chicago Sky 2013)

**Monica Wright** (Minnesota Lynx 2010-15; Seattle Storm 2015-16)

**Jocelyn Willoughby** (New York Liberty 2020-pres.)

## WNBA CHAMPIONS

**DeMya Walker** (Sacramento Monarchs, 2005)

**Monica Wright** (Minnesota Lynx, 2011 & 2013)

# 2023-24 VIRGINIA ROSTER

## NUMERICAL

No.	Name	Pos.	Yr.	Ht.	Hometown	High School/Previous School
0	Olivia McGhee	G	Fr.	6-2	Louisa, Va.	IMG Academy
1	Paris Clark	G	So.	5-8	Bronx, N.Y.	Long Island Lutheran/Arizona
4	Jillian Brown	G	Jr.	5-10	Grand Rapids, Mich.	East Grand Rapids/Northwestern
5	Yonta Vaughn	G	So.	5-8	District Heights, Md.	Bishop McNamara
10	Mir McLean	G/F	Sr.	5-11	Baltimore, Md.	Roland Park Country School/UConn
12	Edessa Noyan	F	Fr.	6-3	Södertälje, Sweden	Täljegymnasiet
14	Kaydan Lawson	G	Sr.	6-0	Cleveland, Ohio	Orange
20	Camryn Taylor	F	5th	6-2	Peoria, Ill.	Richwoods/Marquette
21	Kymora Johnson	G	Fr.	5-7	Charlottesville, Va.	St. Anne's-Belfield School
23	Alexia Smith	G	Sr.	5-8	Columbus, Ohio	Columbus Africentric Early College/Minnesota
32	Cady Pauley	G	So.	5-11	Milan, Mo.	Milan
33	Sam Brunelle	F	Gr.	6-2	Ruckersville, Va.	William Monroe/Notre Dame
34	London Clarkson	F	Gr.	6-2	Pflugerville, Texas	Pflugerville/Florida State
41	Taylor Lauterbach	C	Gr.	6-7	Appleton, Wisc.	Appleton West/K-State

## ALPHABETICAL

No.	Name	Pos.	Yr.	Ht.	Hometown	High School/Previous School
4	Jillian Brown	G	Jr.	5-10	Grand Rapids, Mich.	East Grand Rapids/Northwestern
33	Sam Brunelle	F	Gr.	6-2	Ruckersville, Va.	William Monroe/Notre Dame
1	Paris Clark	G	So.	5-8	Bronx, N.Y.	Long Island Lutheran/Arizona
34	London Clarkson	F	Gr.	6-2	Pflugerville, Texas	Pflugerville/Florida State
21	Kymora Johnson	G	Fr.	5-7	Charlottesville, Va.	St. Anne's-Belfield School
41	Taylor Lauterbach	C	Gr.	6-7	Appleton, Wisc.	Appleton West/K-State
14	Kaydan Lawson	G	Sr.	6-0	Cleveland, Ohio	Orange
0	Olivia McGhee	G	Fr.	6-2	Louisa, Va.	IMG Academy
10	Mir McLean	G/F	Sr.	5-11	Baltimore, Md.	Roland Park Country School/UConn
12	Edessa Noyan	F	Fr.	6-3	Södertälje, Sweden	Täljegymnasiet
32	Cady Pauley	G	So.	5-11	Milan, Mo.	Milan
23	Alexia Smith	G	Sr.	5-8	Columbus, Ohio	Columbus Africentric Early College/Minnesota
20	Camryn Taylor	F	5th	6-2	Peoria, Ill.	Richwoods/Marquette
5	Yonta Vaughn	G	So.	5-8	District Heights, Md.	Bishop McNamara

**Head Coach:** Amaka Agugua-Hamilton (Hofstra '05), 2nd year

**Assistant Coach:** CJ Jones (Francis Marion '10), 2nd year

**Assistant Coach:** Tori Jankoska (Michigan State '16), 2nd year

**Assistant Coach:** Alysiah Bond (Ohio State '95), 2nd year

**Assistant Coach:** Janko Popovic (LeMoyne-Owen, '14), 2nd year

**Director of Basketball Operations:** Jazmin Horne (Saint Joseph's '17, Temple '22), 2nd season

**Director of Scouting and Player Development:** Abby Emmert (Missouri State '21, '22), 2nd season

**Director of Recruiting Operations:** Mariah White (Missouri State '22), 2nd season

**Athletic Trainer:** Lydia Johnson (Charleston Southern, '12), 2nd season

**Strength & Conditioning Coach:** Justin Westbrook (Virginia '22, '23), 1st season

## Pronunciation Guide

5.	Yonta Vaughn	Yahn-tah
10.	Mir McLean	Rhymes with dear
12.	Edessa Noyan	Eh-dess-uh
21.	Kymora Johnson	Kuh-more-uh
23.	Alexia Smith	Uh-lex-ee-uh
41.	Taylor Lauterbach	Law-tuhr-bahk
	Amaka Agugua-Hamilton	Uh-mah-kuh Uh-goo-gwah
	Alysiah Bon	Uh-lie-shuh
	Tori Jankoska	Jan-kahs-kuh
	Janko Popovic	Yahn-koh Pop-oh-vich

## UVA BIRTHDAYS

February 1	Alexia Smith
February 9	Yonta Vaughn
February 18	Olivia McGhee
March 15	Camryn Taylor
March 19	Sam Brunelle
May 2	Edessa Noyan
May 15	Cady Pauley
June 7	Taylor Lauterbach
July 25	Kymora Johnson
August 13	Jillian Brown
September 5	Mir McLean
September 12	Paris Clark
October 17	London Clarkson
December 14	Kaydan Lawson

# VIRGINIA'S RECORD WHEN...

## VIRGINIA'S RECORD IN 2023-24 WHEN...

Games decided by 10 points or less .....	1-5
Games decided by 11 points or more .....	7-4
Leading at halftime .....	6-2
Trailing at halftime .....	2-7
Tied at halftime .....	0-1
In overtime games .....	1-0
Leading by 10 or more points .....	7-1
Shot FG 50% or better .....	1-0
Shot FG 40-49% .....	5-3
Shot FG less than 40% .....	2-6
Holding opponent under 60 points .....	6-0
Scoring 30-39 points .....	0-0
Scoring 40-49 points .....	0-0
Scoring 50-59 points .....	0-1
Scoring 60-69 points .....	0-5
Scoring 70-79 points .....	3-3
Scoring 80-89 points .....	4-0
Scoring 90-100 points .....	1-0
Scoring over 100 points .....	0-0
Outrebounding opponent .....	7-4
Being outrebounded .....	0-5
Tied in rebounding .....	1-0
Had fewer turnovers than opponent .....	7-2
Tied in turnovers .....	0-3
Committed fewer than 15 turnovers .....	6-3
Wearing white uniforms .....	6-4
Wearing blue uniforms .....	2-3
Wearing orange uniforms .....	0-2

## VIRGINIA MARGINS OF VICTORY IN 2023-24

1-3 points .....	0
4-9 points .....	1
10-19 points .....	0
20-29 points .....	7
30-39 points .....	0
40-49 points .....	0

## VIRGINIA MARGINS OF DEFEAT IN 2023-24

1-3 points .....	3
4-9 points .....	1
10-19 points .....	4
20-29 points .....	1
30-39 points .....	0
40-49 points .....	0

## LARGEST LEADS & BEST SCORING RUNS IN 2023-24

Largest winning margin	29 (80-51) vs. William & Mary, 11/15/23
Largest losing margin	27 (66-93) at #6 NC State, 1/11/24
Largest lead	38 (3rd 4:54) vs. Fordham, 12/21/23
Largest deficit	34 (3rd 1:16) at #6 NC State, 1/11/24
Largest deficit in a win	15 (1st 3:01) vs. Tulane, 11/24/23 15 (2nd 9:30) vs. Missouri, 11/30/23
Largest lead in a loss	11 (2nd 2:04) vs. Wofford, 12/16/23
Largest halftime lead	25 (50-25) vs. Fordham, 12/21/23
Largest halftime deficit	23 (34-57) at #6 NC State, 1/11/24
Largest halftime deficit in a win	8 (28-36) vs. Missouri, 11/30/23
Best scoring run	21 (4th 3:01) vs. Campbell, 11/12/23
Opponent's best scoring run	12 (1st 0:41) vs. NC State, 12/31/23

## SCORING BENCHMARKS

### GAMES WITH 20 OR MORE POINTS IN 2023-24

	Career	2023-24
Camryn Taylor, F	14*	2
Mir McLean, G/F	3	0
Sam Brunelle, F	8#	0
Kymora Johnson, G	1	1
London Clarkson, G	1	0

\* - includes four 20-point games in two seasons at Marquette (2019-21)

# - includes seven 20-point games in three seasons at Notre Dame (2019-22)

### GAMES WITH 10 OR MORE POINTS

	Career	2023-24
Camryn Taylor, F	74*	14
Sam Brunelle, F	58*	4
Mir McLean, G/F	20*	0
Jillian Brown, G	19*	4
London Clarkson, F	21*	6
Kaydan Lawson, F	12	0
Alexia Smith, G	11	4
Paris Clark, G	10*	7
Kymora Johnson, G	10	10
Olivia McGhee, G/F	7	7
Yonta Vaughn, G	3	2
Cady Pauley, G	3	0
Taylor Lauterbach, C	1*	0

\* - includes 10-point games at previous school

### GAMES WITH 10 OR MORE REBOUNDS

	Career	2023-24
Mir McLean, G/F	6	0
Camryn Taylor, F	4	2
Kaydan Lawson, F	1	0
London Clarkson, F	1	0
Jillian Brown, G	2	2
Taylor Lauterbach, C	2*	0
Alexia Smith, G	1	1
Paris Clark, G	1	1

\* - includes two 10-rebound games in three seasons at K-State

### DOUBLE DOUBLES

	Career	2023-24
Camryn Taylor, F	10*	2
Mir McLean, G/F	7	0
Jillian Brown, G	1	1
Paris Clark, G	1	1
Alexia Smith, G	1	1

\* - includes five double-doubles in 27 games at Marquette

# MISCELLANEOUS GAME-BY-GAME

## GAME-BY-GAME LEADERS

Date	Opponent	W/L	Score	Points	Rebounds	Assists
11/8	UMES	W	76-52	Taylor, 22	Brown, 13	Vaughn, 8
11/12	Campbell	W	74-49	Taylor, 16	Noyan, 8	Johnson, 7
11/15	William & Mary	W	80-51	Brown, 17	Brown & Taylor, 7	Smith, 4
11/19	Oklahoma	L	67-82	Taylor, 17	Brown, 9	Johnson, 6
11/24	vs. Tulane	W	81-59	Vaughn, 14	McGhee, 6	<b>Johnson, 9</b>
11/25	vs. LSU	L	73-76	Clark, 19	Brown & Clark, 7	Vaughn, 7
11/30	Missouri	W (ot)	87-81	<b>Taylor, 26</b>	Smith, 13	Johnson, 7
12/3	at La Salle	W	94-73	Johnson, 17	Brown, 8	Vaughn, 6
12/6	Rider	W	78-51	Taylor, 18	Taylor, 13	Johnson, 4
12/16	Wofford	L	70-71	Clark & McGhee, 14	Clarkson, 9	<b>Johnson, 9</b>
12/21	Fordham	W	82-56	<b>Johnson, 26</b>	Taylor, 8	Johnson, 7
12/31	#3 NC State	L	61-72	Taylor, 17	<b>Taylor, 15</b>	Johnson, 7
1/4	at Georgia Tech	L	60-63	Taylor, 19	Clark, 12	Johnson, 6
1/7	Duke	L	56-60	Taylor, 17	Johnson, 8	Vaughn, 6
1/11	at #6 NC State	L	66-93	Taylor, 22	Smith, 9	Smith, 6
1/14	at #20 North Carolina	L	68-81	Taylor, 16	Clarkson & Taylor 7	Johnson & Smith 5
1/18	#19 Notre Dame	L	76-86	Clark & Johnson, 16	Johnson 8	Johnson, 7

**Bold** – Team season high

## SCORING & SPECIALTY STATS

Date	Opponent	Total		1st Half		2nd Half (OT)		Starters		Bench		In the Paint		Fast Break		2nd Chance		Off Turnovers	
		UVA	Opp.	UVA	Opp.	UVA	Opp.	UVA	Opp.	UVA	Opp.	UVA	Opp.	UVA	Opp.	UVA	Opp.	UVA	Opp.
11/8	UMES	76	52	35	<b>22</b>	41	30	58	<b>27</b>	18	25	30	<b>10</b>	24	6	12	4	14	10
11/12	Campbell	74	<b>49</b>	29	35	45	14	<b>65</b>	37	9	12	32	22	22	5	14	9	20	6
11/15	William & Mary	80	51	34	23	46	28	49	33	31	18	42	24	22	7	15	10	13	5
11/19	#25 Oklahoma	67	82	27	44	40	38	41	63	26	19	36	30	7	18	15	8	21	7
11/24	vs. Tulane	81	59	36	34	45	25	32	43	<b>49</b>	16	26	22	13	9	13	7	<b>28</b>	6
11/25	vs. #7 LSU	73	76	38	38	35	38	51	68	22	8	32	42	14	8	21	15	16	13
11/30	Missouri (OT)	87	71	28	36	47 (12)	39 (6)	62	66	25	15	44	32	8	8	18	7	21	8
12/3	at La Salle	<b>94</b>	73	45	33	<b>49</b>	40	49	46	45	27	<b>46</b>	28	19	11	15	6	22	10
12/6	Rider	78	51	32	27	46	<b>24</b>	45	39	33	12	40	26	17	4	<b>26</b>	<b>0</b>	16	<b>4</b>
12/16	Wofford	70	71	37	30	33	41	35	51	35	20	34	28	17	<b>2</b>	11	7	16	12
12/21	Fordham	82	56	<b>50</b>	25	32	31	56	36	26	20	38	18	<b>36</b>	12	4	8	21	15
12/31	#3 NC State	61	72	32	31	29	41	40	64	21	8	16	32	16	15	9	18	14	10
1/4	at Georgia Tech	60	63	24	27	36	36	49	58	11	<b>5</b>	34	24	14	6	17	15	12	12
1/7	Duke	56	60	26	30	30	30	41	44	15	16	20	30	12	4	9	13	14	13
1/11	at #6 NC State	66	93	34	57	32	36	46	71	20	22	28	36	14	36	14	5	7	23
1/14	at #20 North Carolina	68	81	32	37	36	44	40	58	28	23	20	26	11	15	9	5	7	13
1/18	#19 Notre Dame	76	86	33	39	43	47	41	77	35	9	36	42	12	26	11	9	11	26

**Bold** – Virginia season high/opponent season low

## STARTING LINEUPS

Lineup #	Game(s)	W-L	G	G	G/F	F	F/C
1	1	1-0	Johnson	Brown	Smith	Taylor	Noyan
2	2-4	2-1	Johnson	Brown	Smith	Taylor	Clarkson
3	5	1-0	Johnson	Brown	McGhee	Taylor	Clarkson
4	6-9, 11, 15-16	4-3	Johnson	Clark	Smith	Taylor	Brunelle
5	10	0-1	Johnson	Clark	Smith	Brunelle	Clarkson
6	12-13	0-2	Johnson	Clark	Smith	Taylor	Clarkson
7	14	0-1	Johnson	Clark	Brown	Taylor	Clarkson
8	17	0-1	Johnson <sup>17</sup>	Smith <sup>1</sup>	McGhee <sup>1</sup>	Taylor <sup>7</sup>	Clarkson <sup>1</sup>

# - Consecutive starts

# GAME-BY-GAME COMPARISONS

Date	Opponent	W/L	Score	Field Goals		3-Pointers		Free Throws		Rebounds			PF	A	TO	Stl	Blk	Pts
				FG-FGA	Pct	3FG-3FGA	Pct	FT-FTA	Pct	Off	Def	Total						
11/8/23	at Virginia	W	76-52	24-67	35.8	8-31	25.8	20-25	80.0	20	40	60	15	16	19	8	8	76
	UMES			20-71	28.2	5-21	23.8	8-10	70.0	13	26	39	19	7	14	5	5	52
11/12/23	at Virginia	W	74-49	25-62	40.3	3-15	20.0	21-23	91.3	13	30	43	17	16	11	11	7	74
	Campbell			15-58	31.0	7-27	25.9	6-16	37.5	15	25	40	21	13	21	5	7	49
11/15/23	at Virginia	W	80-51	29-71	40.8	6-22	27.3	16-20	80.0	18	38	56	17	15	12	7	8	80
	W&M			18-67	26.9	3-19	15.8	12-16	75.0	13	25	38	19	10	14	4	3	51
11/19/23	at Virginia	L	67-82	26-83	31.3	1-23	4.3	14-17	82.4	18	25	43	19	12	12	14	3	67
	#22 Oklahoma			30-62	48.4	13-30	43.3	9-12	75.0	8	41	49	17	22	24	6	7	82
11/24/23	Virginia	W	81-59	30-74	40.5	15-35	42.9	6-7	85.7	14	29	43	19	20	12	13	4	81
	vs. Tulane			18-58	31.0	6-23	26.1	17-24	70.8	14	29	43	10	9	19	10	4	59
11/25/23	Virginia	L	73-76	27-72	37.5	9-31	29.0	10-14	71.4	19	23	42	24	14	16	8	6	73
	vs. #7 LSU			26-67	40.3	2-8	25.0	20-24	83.3	18	29	47	17	16	16	4	2	76
11/30/23	at Virginia	W (ot)	87-81	32-78	41.0	5-22	22.7	18-23	78.3	16	28	44	19	20	6	7	6	87
	Missouri			27-60	45.0	9-25	36.0	18-26	69.2	9	32	41	20	15	18	6	4	81
12/3/23	Virginia	W	94-73	33-72	45.8	5-21	23.8	23-25	92.0	17	31	48	18	22	14	9	2	94
	at La Salle			27-68	39.7	10-34	29.4	9-13	69.2	12	22	34	21	13	20	6	3	73
12/6/23	at Virginia	W	78-51	29-76	38.2	7-28	25.0	13-20	65.0	31	29	60	11	14	10	12	2	78
	Rider			22-52	42.3	4-21	19.0	3-6	50.0	13	19	22	15	16	16	8	1	51
12/16/23	at Virginia	L	70-71	28-68	41.2	4-23	17.4	10-13	76.9	18	27	45	13	19	17	8	3	70
	Wofford			27-58	46.6	11-26	42.3	6-7	85.7	5	22	27	17	16	18	11	1	71
12/21/23	at Virginia	W	82-56	31-58	53.4	12-22	54.5	8-11	72.7	7	32	39	9	21	19	9	4	82
	Fordham			20-64	31.3	11-30	36.7	5-6	83.3	12	20	32	9	15	20	12	0	56
12/31/23	at Virginia	L	61-72	20-72	27.8	9-30	30.0	12-19	63.2	12	32	44	19	12	11	5	8	61
	#3 NC State			25-70	35.7	5-19	26.3	17-19	89.5	13	43	56	15	14	11	6	4	72
1/4/24	Virginia	L	60-63	22-64	34.4	1-16	6.3	15-23	65.2	17	29	46	24	14	17	12	8	60
	at Georgia Tech			19-59	32.2	4-18	22.2	21-33	63.6	15	27	42	17	10	16	9	2	63
1/7/24	at Virginia	L	56-60	16-54	29.6	2-10	20.0	22-26	84.6	11	24	35	25	11	14	5	5	56
	Duke			22-55	40.0	2-18	11.1	14-25	56.0	12	29	41	23	11	14	7	9	60
1/11/24	Virginia	L	66-93	27-82	32.9	6-23	26.1	6-8	75.0	21	29	50	21	12	17	6	2	66
	at # 6 NC State			32-66	48.5	10-23	43.5	19-23	82.6	5	35	40	12	19	11	9	7	93
1/14/24	Virginia	L	68-81	22-65	33.8	8-19	42.1	16-21	76.2	10	29	39	25	16	12	5	0	68
	at #20 North Carolina			28-62	45.2	7-17	41.2	18-26	69.2	8	36	44	20	20	9	6	6	81
1/18/24	at Virginia	L	76-86	26-62	41.9	7-23	30.4	17-18	94.4	11	26	37	35	17	23	7	7	76
	#19 Notre Dame			25-56	44.6	3-14	21.4	33-44	75.0	10	25	35	21	16	15	13	5	86
Totals	Virginia			447-1180	37.9	109-394	27.4	247-313	78.9	273	501	774	330	271	246	146	83	1249
	Opponents			405-1053	38.5	112-373	30.0	234-330	70.9	185	485	670	293	242	276	127	70	1156

## Virginia Averages

Games Played	Points/game	FG Pct	3FG Pct	FT Pct	Rebounds/game	Assists/game	Turnovers/game	Assist/Turnover ratio	Steals/game	Blocks/game
17	73.5	37.9	27.4	78.9	45.5	15.9	14.5	1.1	8.6	4.9

## Opponents Averages

Games Played	Points/game	FG Pct	3FG Pct	FT Pct	Rebounds/game	Assists/game	Turnovers/game	Assist/Turnover ratio	Steals/game	Blocks/game
17	68.0	38.5	30.0	70.9	39.4	14.2	16.2	0.9	7.5	4.1



# THE LAST TIME

## INDIVIDUAL

**One player with a double-double:** Paris Clark (13 pts, 12 reb), at Georgia Tech (1/4/24)

**Two UVA players with double-doubles in the same game:** vs. Syracuse, 3/5/20 (Willoughby 13 pts, 12 reb; Jablonowski 12 pts, 10 reb)

**Five Players in double figures:** at La Salle, 12/3/23 (Johnson 17, Brown 12, Clark 12, Clarkson 11 Brunelle 10, Taylor 10)

**Six players in double figures:** vs. at La Salle, 12/3/23 (Johnson 17, Brown 12, Clark 12, Clarkson 11 Brunelle 10, Taylor 10)

**Seven players in double figures:** vs. Norfolk State 11/16/15 (Randolph 17, Moses 12, Brown 11, Venson 10, Mason 10, Huland El 10, Jones 10)

**Zero players in double figures:** vs. Louisville, 1/17/19  
**Every Cavalier player scored:** vs. Rider, 12/6/23

**Scored 25 points:** 26, Kymora Johnson vs. Fordham, 12/21/23

**Scored 30 points:** 30, Taylor Valladay vs. Pittsburgh, 2/20/22

**Scored 40 points:** \*\*48, Mimi Kennedy at North Carolina, 01/15/98

**A non-starter scored 20 or more points:** 23, London Clarkson vs. North Carolina, 2/2/23

**Two or more Hoos scored 20 or more points in the same game:** at Virginia Tech (Willoughby 29, Toussaint 29) 2/23/20

**Perfect from the field (5 attempts):** 6-6, Kymora Johnson at La Salle, 12/3/23

**Perfect at FT line (8 attempts):** 10-10, Camryn Taylor at La Salle, 12/3/23

**Perfect at FT line (9 attempts):** 10-10, Camryn Taylor at La Salle, 12/3/23

**Perfect at FT line (10 attempts):** 10-10, Camryn Taylor at La Salle, 12/3/23

**Attempted 20 free throws:** 20\*\*, Brandi Teamer at Wake Forest, 1/6/05

**Had 15 rebounds:** 15, Camryn Taylor vs. #3 NC State 12/31/23

**Had 20 rebounds:** 24, Sarah Imovbioh vs. Ohio State 11/14/14

**Had 10 assists:** 10, Taylor Valladay vs. Syracuse, 02/08/22

**Had 6 steals:** 9, Shemera Williams vs. Duke, 1/9/20

**Had 5 blocked shots:** 5, Sam Brunelle vs. Florida State, 1/19/23

## OPPONENT

**Five opposing players scored in double figures:** at #6 NC State, 1/11/24 (Brooks 19, Hayes 17, James 15, Collins 14, Steele 13)

**Opponent made game-winning buzzer beater:** Rachael Rose (0.4 seconds), Wofford, 12/16/23

**Opponent scored 100 points:** 103, at Notre Dame 3/3/19

**Opponent failed to score at least 30 points:** 28, Morgan State, 12/18/22

**ACC opponent failed to score at least 50 points:** 41, Syracuse, 2/2/20

**Opponent failed to make at least one 3FG:** 0-19, Morgan State, 12/18/22

**Opponent failed to score at least one second-chance point:** Rider, 12/6/23

**Opponent attempted at least 40 free throws:** 44, #19 Notre Dame, 1/18/24

## TEAM

### RANKINGS

**UVA ranked in AP Top 25:** #22, 11/21/12

**UVA ranked USA Today Top 25:** #25, 12/20/22

**Played AP No. 1 team:** #1 Duke, L 79-58, 3/2/07

**Defeated AP No. 1 team:** #1 Maryland, 75-74, 2/11/92

**Defeated AP Top 10 team:** #4 Florida State 60-51, 2/16/17

**Defeated AP Top 25 team:** #22 NC State, 2/12/23

**Defeated USA Today 25 team:** #20 NC State, 2/12/23

### FIELD GOAL SHOOTING

**Shot 60 percent:** 62.3 (33-53) vs. Georgia Tech, 3/02/08

**Shot 70 percent:** \*\*70.0 (42-60) at Wake Forest, 1/7/87

**Made 40-49 field goals:** 40 vs. Coppin State, 11/13/16

**Made 50 field goals:** \*\*54 vs. Cleveland State, 11/29/95

**Attempted 70 FG:** 82 at #6 NC State, 1/11/24

**Attempted 80 FG:** 82 at #6 NC State, 1/11/24

### 3-POINT SHOOTING

**Shot 50 percent:** 54.5 (12-22) vs. Fordham 12/21/23

**Shot 60 percent:** 60.0 (9-15) vs. UNCG 12/2/17

**Shot 70 percent:** 75.0 (6-8) vs. Louisville 03/01/15

**Shot 80 percent:** 85.7 (6-7) vs. St. John's, 03/19/88

**Made 10 3FGs:** 12 vs. Fordham, 12/21/23

**Made 15 3FGs:** \*\*15 vs. Tulane, 11/24/23

**Attempted 30 3FGs:** 30 (made 9) vs. #3 NC State, 12/31/23

**UVA failed to make at least one 3FG:** 0-10 at Loyola Chicago, 11/16/22

### FREE THROW SHOOTING

**Shot 85 percent:** 84.6 (22-26) vs. Duke, 1/7/24

**Shot 90 percent:** 94.4 (17-18) vs. #19 Notre Dame, 1/18/24

**Shot 100 percent:** 1.000 (10-10) vs. North Carolina, 2/24/22

**Made 20 free throws:** 22 (22-26) vs. Duke, 1/7/24

**Made 30 free throws:** 30 (30-38) vs. North Carolina, 02/20/14

**Attempted 0 FT:** at Duke 1/14/18

**Attempted 30 FT:** 34 vs. Pittsburgh, 2/20/22

**Attempted 40 FT:** 44 vs. Indiana, 11/26/09

**Attempted 50 FT:** \*\*54 at Wake Forest, 1/6/05

### SCORING

**Scored 85 points:** 94 at La Salle, 12/3/23

**Scored 90 points:** 94 at La Salle, 12/3/23

**Scored 100 points:** 101 vs. UMBC, 11/10/22

**Scored 40 bench points:** 45 at La Salle, 12/3/23

**Scored 50 bench points:** 55 vs. Radford 12/18/11

### REBOUNDING

**Had 50 rebounds:** 50 at #6 NC State, 1/11/24

**Had 60 rebounds:** 60 vs. Rider, 12/6/23

**Had 70 rebounds:** \*\*77 vs. Rider, 12/19/96

### ASSISTS

**Had 20 assists:** 21 vs. Fordham, 12/21/23

**Had 30 assists:** \*\*37 vs. Cleveland State, 11/29/95

### STEALS

**Had 15 steals:** 15 vs. UNCW, 12/4/22

**Had 20 steals:** 22 vs. UMES, 12/17/13

**Had 25 steals:** 26 vs. Clemson, 02/12/12

### BLOCKED SHOTS

**Blocked 10 shots:** 13 vs. Florida State, 1/19/23

**Blocked 15 shots:** \*\*15 vs. Georgia Tech, 1/20/96

### TURNOVERS

**UVA forced 30 turnovers:** 31 at Wake, 01/10/16

**UVA committed 30 turnovers:** 30 vs. ECU 11/27/22

### COMEBACKS

**Overcame a 15-point deficit:** 15 (2nd 9:30) vs. Missouri, 11/30/23

**Overcame a 20-point deficit:** \*\*22 (2nd 5:27) vs. Miami, 2/13/20

### OVERTIME

**UVA played in OT:** W, 87-53 vs. Missouri, 11/30/23

**UVA won in OT:** W, 87-53 vs. Missouri, 11/30/23

**UVA lost in OT:** L, 81-86 vs. Louisville, 1/5/17

**UVA played in 2OT:** L (2OT), 73-70 at Alabama, 12/21/12

**UVA played in 3OT:** W (4OT), 94-92 vs. NC State, 2/10/11

**UVA played in 4OT:** W (4OT), 94-92 vs. NC State, 2/10/11

### MISCELLANEOUS

**UVA shot 80% from the floor in a quarter:** .800 (8-10) vs. NC State, 1/13/22\*\*

**UVA shot 70% from the floor in a quarter:** .714 (10-14) vs. Syracuse, 2/8/22

**UVA shot 60% from the floor in first half:**

.619 (26-42) vs. CCSU 11/12/17

**UVA shot 60% from the floor in second half:** .608 (14-23) vs. UIC 12/16/16

**UVA shot less than 20% from floor in first half:** .192 (5-26) vs. NC State 1/13/19

**UVA shot less than 20% from floor in second half:** .187 (6-32) vs. Syracuse 3/5/20

**UVA scored less than 15 points in first half:** 13 at Florida State, 01/8/06

**UVA scored less than 15 points in second half:** 12 at Georgia Tech, 01/09/22

**UVA held opponent to less than 15 points first half:** 14 vs. Morgan State, 12/18/22

**UVA held opponent to less than 15 points second half:** 14 vs. Campbell, 11/12/23

**UVA held opponent to less than 10 points first half:** 6 vs. Norfolk State, 12/28/12

\*\*program record



# JOHN PAUL JONES ARENA RECORDS

## VIRGINIA PLAYERS

Points	33, Lyndra Littles vs. Louisiana Tech, 12/29/08
Field Goals Made	13, Monica Wright vs. Monmouth, 12/18/08
Field Goal Attempts	32, Monica Wright vs. James Madison, 12/6/09
Field Goal Pct.	1.000 (8-8), Jazmin Pitts vs. Radford, 12/18/11
3-Point FG Made	6, Mikayla Venson vs. NC State, 1/29/15
3-Point FG Attempts	6, Kymora Johnson vs. Fordham, 12/21/23
3-Point FG Pct.	1.000 (6-6), Mikayla Venson vs. NC State, 1/29/15
Free Throws Made	16, Telia McCall vs. Georgia Tech, 2/3/13
Free Throws Attempted	17, Telia McCall vs. Georgia Tech, 2/3/13
FT Pct. (min. 10 attempts)	1.000, London Clarkson (14-14) vs. Boston College, 1/15/23
	1.000, Monica Wright (12-12) vs. Florida State, 1/23/09
	1.000, Jocelyn Willoughby (11-11) vs. Duke, 1/9/20
	1.000, Monica Wright (10-10) vs. North Carolina, 2/15/10
	1.000, Jocelyn Willoughby (10-10) vs. Miami, 2/13/20
Rebounds	24, Sarah Imovbioh vs. Ohio State, 11/14/14
Assists	11, Ariana Mooror vs. Appalachian State, 3/22/12
Steals	10, Monica Wright vs. Liberty, 12/29/09
Blocks	6, Felicia Aiyeotan vs. Coppin State, 11/13/16
	6, Felicia Aiyeotan vs. Maryland, 11/29/17
	6, Felicia Aiyeotan vs. UNCG, 12/2/17
Turnovers	8, Dominique Toussaint vs. Duke, 1/9/20
	8, Monica Wright vs. Manhattan, 11/15/09

## VIRGINIA TEAM

Most Points	110, vs. USC Upstate, 11/18/09
Fewest Points	38, vs. NC State, 1/13/19
	38, vs. UCF, 11/17/21
Field Goals	43, vs. Central Connecticut, 11/12/17
Field Goal Attempts	87, vs. James Madison, 12/6/09
Field Goal Pct.	62.3 (33-53), vs. Georgia Tech, 3/2/08
3-Point Field Goals	13, vs. Boston College, 1/15/15
	13, vs. Cleveland State, 12/16/06
3-Point FG Attempts	33, vs. Central Michigan, 11/24/18
3-Point FG Pct. (min. 10 made)	73.3 (11-15), vs. NC State, 1/29/15
Free Throws Made	35, vs. Georgia Tech, 3/2/08
Free Throws Attempted	46, vs. Georgia Tech, 3/2/08
Fewest Free Throws Attempted	0, vs. Wisconsin, 11/27/17
Free Throw Pct. (min. 10 made)	1.000 (13-13), vs. Virginia Tech, 1/21/18
	1.000 (10-10), vs. North Carolina, 2/24/22
Rebounds	68, vs. Colorado, 11/24/08
Assists	27, vs. USC Upstate, 11/18/09
Steals	26, vs. Wagner, 12/28/11
	26, vs. Clemson, 2/12/12
Blocks	13, vs. Florida State, 1/19/23
Most Turnovers	31 vs. Georgia Tech, 3/2/08
Fewest Turnovers	5, vs. Radford, 11/16/14
	5, vs. Boston College, 1/21/12
Personal Fouls	35, vs. #19 Notre Dame, 1/18/24

## MISCELLANEOUS

Largest Comeback	22 points vs. Miami, 2/13/20
Largest Margin of Victory	63 (103-40), vs. Coppin State, 11/13/16
Largest Margin of Victory Over an ACC Foe	49 (76-27), vs. Virginia Tech, 1/26/17
Largest Margin of Defeat	36, (96-60), vs. UConn, 12/18/06
	36, (77-41), vs. Louisville, 2/1/18
Record in Overtime Games	22 (15-7); Last 87-81 win vs. Missouri, 11/30/23

## OPPONENT PLAYERS

Points	38, Dawn Evans, James Madison, 12/6/09
Rebounds	18, Quineshia Leonard, Norfolk State (12/28/12)
Field Goals Made	12 (5x), last Zaire O'Neil, Georgia Tech, 2/2/17
Field Goal Attempts	31, Tamoria Holmes vs Howard (03/15/12)
Field Goal Pct. (min. 5 made)	1.000 (5x), last Tiara Chambers (5-5), East Carolina, 11/29/20
3-Point FG Made	8 (4x), last Victoria Morris, Old Dominion, 11/24/19
3-Point FG Attempts	19, Tamoria Holmes, Howard, 3/15/12
3-Point FG Pct. (min. 3 made)	1.000 (7x), last Kristen Confroy (3-3), Maryland, 11/29/17
Free Throws Made	14, Chanell Williams, Rhode Island, 11/26/21
Free Throws Attempted	15, Chanell Williams, Rhode Island, 11/26/21
Free Throw Pct. (min. 10 made)	1.000, Chrislyn Carr (10-10), Syracuse, 2/8/22
	1.000, Rayburn, Brittany (11-11), Purdue, 2/3/09
	1.000, Sonia Citron (12-12), #19 Notre Dame, 1/18/24
Assists	12, Cetera DeGraffenreid, North Carolina, 2/15/10
Steals	6 (7x), last Hannah Hidalgo, #19 Notre Dame, 1/18/24
Blocks	6, Makayla Timpson, Florida State, 1/19/23
	6, Lindsey Mason, Clemson, 2/12/12
	6, Kelley Cain, Tennessee, 11/22/09

## OPPONENT TEAM

Most Points	96, UConn, 12/18/06
Fewest Points	23, Norfolk State, 12/28/12
Field Goals	42, UConn, 12/18/06
Field Goal Attempts	84, North Carolina 2/15/10
Field Goal Pct.	65.6, UConn, 12/18/06
3-Point FG	14, NC State, 3/1/20
3-Point FG Attempts	38, Coppin State, 12/2/18
3-Point FG Pct.	66.7, Longwood, 11/21/10
Free Throws Made	35, Rhode Island, 11/26/21
Free Throws Attempted	44, Rhode Island, 11/26/21
	44, #19 Notre Dame, 1/18/24
Free Throw Pct. (min. 10 made)	1.000, St. Bonaventure (16-16), 1/4/10
	1.000, Georgia Tech (14-14), 1/25/15
Fewest Free Throws Attempted	3, Rider (0-3), 12/28/08
	3, Norfolk State (1-3), 12/28/12
Rebounds	56, #3 NC State, 12/31/23
Assists	24, UConn, 12/18/06
Steals	19, Georgia Tech, 3/2/08
Blocks	11, Duke, 2/24/11
Most Turnovers	34, Maryland-Eastern Shore, 12/17/13
Fewest Turnovers	5, Louisville, 2/21/19
Personal Fouls	35, Georgia Tech, 1/11/07

## RECORD AT JOHN PAUL JONES ARENA

2006-07 to present (as of Jan. 19 2024)	186-90 (.674)
---	---------------

## ATTENDANCE

11,895 spectators, vs. Tennessee (L, 63-77), 11/22/09
---

## LONGEST WINNING STREAK

12 games from 2/21/08 vs. Clemson to 1/11/09 vs. #25 Wake Forest
--

## LONGEST ACC WINNING STREAK

5 games (2x) from 12/28/17 vs. Pittsburgh through 1/25/18 vs. North Carolina and 2/24/12 vs. Wake Forest through 1/24/13 vs. Boston College
---

## LONGEST LOSING STREAK

8 games from 3/1/20 vs. #8 NC State through 11/28/21 vs. Richmond
---

**Note:** Streaks begin date of first win or loss to most recent win or loss

# OVERTIME HISTORY

Date	Opponent	W/L	Score	Location	# of OTs	Postseason
11/30/23	Missouri	W	87-81	H	1	
11/24/19	Old Dominion	W	56-53	H	1	
12/18/17	Indiana	W	82-72	N	1	
2/12/17	Wake Forest	W	60-57	H	1	
2/2/17	Georgia Tech	W	64-65	H	1	
1/5/17	Louisville	L	81-86	H	1	
2/19/15	Pittsburgh	L	63-68	A	1	
12/20/13	Tulane	L	72-79	N	1	
2/25/13	Wake Forest	L	68-73	H	1	
12/21/12	Alabama	L	70-73	A	2	
3/15/12	Howard	W	59-56	N	1	WINT
1/5/12	North Carolina	L	78-73	H	2	
11/20/11	Tennessee	W	69-64	H	1	
2/27/11	Virginia Tech	W	73-71	A	1	
2/10/11	NC State	W	94-92	A	4	
1/21/11	Maryland	L	75-77	H	1	
2/15/10	North Carolina	W	82-78	H	1	
2/11/10	Miami	W	69-63	A	1	
2/19/09	Miami	W	84-75	H	1	
3/2/08	Georgia Tech	W	103-101	H	2	
1/26/08	Florida State	W	69-66	A	1	
1/14/07	Boston College	W	65-63	H	1	
1/20/06	Maryland	L	74-84	H	1	
3/5/05	Florida State	W	71-67	N	1	ACC
1/6/05	Wake Forest	W	85-83	A	1	
1/23/04	Florida State	W	82-80	A	1	
11/26/02	Liberty	L	69-77	A	1	
12/18/02	Wake Forest	W	61-55	A	1	
3/17/01	Michigan	L	71-81	N	1	NCAA
1/28/01	Wake Forest	W	76-73	H	2	
11/19/00	Texas	L	55-56	N	2	
2/7/00	North Carolina	L	63-66	A	1	
1/20/00	Clemson	W	77-74	H	2	
2/14/99	North Carolina	L	80-82	H	1	
1/2/99	Clemson	W	67-66	A	1	
2/22/98	Duke	L	78-85	N	1	
2/15/98	North Carolina	L	84-85	H	2	
2/1/98	Florida State	W	83-76	A	1	
1/15/98	North Carolina	W	105-100	A	3	
3/1/97	Clemson	L	75-77	N	1	ACC
3/4/95	Duke	L	82-83	N	1	ACC
3/8/93	Maryland	W	106-103	N	3	ACC
3/7/93	Clemson	W	79-71	A	1	ACC
3/31/91	Tennessee	L	67-70	N	1	NCAA
1/12/91	NC State	W	123-120	A	3	
3/24/90	Tennessee	W	79-75	N	1	NCAA
3/5/90	NC State	W	67-64	N	1	ACC
12/29/89	Rutgers	W	72-71	A	1	
3/4/89	Wake Forest	W	68-67	N	1	ACC
2/15/89	Maryland	L	99-104	N	1	
1/11/86	Clemson	W	96-89	N	1	
1/13/85	North Carolina	W	64-62	H	1	
12/19/83	ETSU	W	71-68	A	1	
2/23/83	Clemson	L	84-86	A	1	
1/15/83	North Carolina	W	78-74	H	1	
1/2/83	ETSU	W	70-65	H	1	
2/1/80	NC State	L	79-81	H	1	
1/5/80	North Carolina	L	65-66	H	1	
3/4/77	VCU	L	47-48	H	1	VIAW
2/8/75	Bridgewater	W	57-52	A	1	

Note: John Paul Jones Arena opened for the 2006-07 season.

## VIRGINIA'S ALL-TIME RECORD IN OVERTIME

Overall..... 37-23 (.617)

### Home/Away/Neutral

Home..... 14-10 (.583)

Away..... 15-5 (.750)

Neutral..... 8-8 (.500)

at John Paul Jones Arena ..... 15-7 (.682)

### By Number of Overtime Periods

1OT ..... 30-19 (.612)

2OT ..... 3-4 (.429)

3OT ..... 3-0 (1.000)

4OT ..... 1-0 (1.000)

### Postseason

NCAA Tournament ..... 1-2 (.333)

ACC Tournament..... 5-2 (.714)

WNIT..... 0-0 (.000)

VIAW ..... 0-1 (.000)





# 2023-24 BOX SCORES



Official Basketball Box Score - Final  
**Tulane at Virginia**  
 11/25/23 John Gray Gymnasium, George Town, Cayman Islands  
 2023-24 Women's Basketball

Game Time: 11:00 AM  
 Game Duration: 1:58

Officials: Carla Fountain, Mark Resch, Teresa Stuck

NO.	Name	Min	FG		3P		FT		Rebounds		Fouls		TP	AS	TO	ST	Blocks		+/-	
			M/A	M/A	M/A	M/A	OR	DR	FF	FT	BS	BA								
12	Hannah Pratt	F	30:47	5-13	3-9	2-4	0	7	7	1	2	15	3	2	1	2	1	2	1	21
21	Irina Parau	F	30:36	0-5	0-1	0	0	6	6	1	0	11	2	1	0	2	0	2	-14	
0	Kyran Whittington	G	26:14	2-8	0-3	8-10	1	1	2	1	2	9	12	1	2	4	0	0	-13	
1	Kaylah Rainey	G	25:56	2-5	2-3	2-2	1	3	4	1	2	8	2	5	0	0	0	0	-9	
3	Maria Galic	G	26:23	3-13	1-5	1-2	4	1	5	0	1	8	2	2	2	2	0	0	-9	
23	Amira Mabry	28:22	3-6	0-0	3-4	4	5	9	3	2	9	0	1	0	1	0	0	-11		
24	Chiana Brown	08:01	2-4	0-0	0-0	1	1	0	1	0	4	0	2	0	0	0	0	-4		
8	Joy Madison-Key	11:56	1-2	0-0	1-2	0	1	1	1	1	3	0	0	0	0	0	0	-17		
22	McKenzi Carter	03:31	0-0	0-0	0-0	1	0	1	0	1	0	0	0	0	0	0	0	0		
33	Lily Ba	08:15	0-2	0-2	0-0	0	1	1	1	0	0	0	0	0	0	1	1	0		
Team																				
Totals			18:58	6:23	17:24	14	29	43	10	19	59	9	10	4	4	22				

Technical Fouls: NONE

Dead Ball Rebounds: 4, 1

NO.	Name	Min	FG		3P		FT		Rebounds		Fouls		TP	AS	TO	ST	Blocks		+/-
			M/A	M/A	M/A	M/A	OR	DR	FF	FT	BS	BA							
20	Camryn Taylor	F	17:10	4-6	0-0	0-0	1	2	3	2	1	8	0	0	1	1	0	10	
34	Londan Clarkson	F	15:46	0-4	0-0	1-2	3	1	4	1	1	1	1	0	3	1	0	0	
0	Olivia McGhee	G	15:07	3-10	1-5	2-2	3	3	6	0	2	9	2	1	0	0	0	5	
4	Jillian Brown	G	14:29	2-7	0-1	1-1	2	1	3	1	5	2	1	1	0	1	0	5	
21	Kymora Johnson	G	18:55	3-7	3-6	0-0	1	1	2	0	9	9	6	3	1	0	1	17	
1	Paris Clark	F	15:02	2-4	1-2	0-0	2	2	2	3	0	5	0	1	0	0	0	30	
33	Sam Brunelle	F	19:35	4-7	4-5	0-0	4	4	1	0	12	1	2	1	1	0	0	17	
5	Yontia Vaughn	24:36	5-11	4-8	0-0	1	4	5	4	1	2	14	4	1	0	0	0	1	
14	Kaydan Lawson	16:33	0-3	0-1	0-0	1	3	4	4	1	0	0	0	0	0	0	1	9	
32	Cady Pauley	11:02	3-7	2-6	0-0	1	1	1	2	0	8	1	0	1	0	0	0	-10	
23	Alexia Smith	17:25	4-5	0-1	2-2	0	3	3	0	1	10	0	0	3	0	0	0	23	
12	Edessa Noyan	10:02	0-1	0-0	0-0	0	1	1	1	0	0	0	0	0	0	0	1	6	
41	Taylor Lauterbach	04:08	0-2	0-0	0-0	2	2	1	0	0	0	0	0	0	0	0	0	-3	
Team																			
Totals			30:74	15:35	6:7	14	29	43	19	10	81	20	12	13	4	4	22		

Technical Fouls: NONE

Dead Ball Rebounds: 1, 0

Biggest lead	TUL		UVA		Points from Turnovers	Points from Paint	Points from Second Chance	Fast Breaks	Bench
	15 (1 <sup>st</sup> 3:01)	24 (4 <sup>th</sup> 9:45)	10 (1 <sup>st</sup> 4:46)	17 (2 <sup>nd</sup> 6:01)					
Best Scoring Run	10 (1 <sup>st</sup> 4:46)		17 (2 <sup>nd</sup> 6:01)		6	28	22	26	
Lead Changes	1				12	24	10	8	17
Times Tied	2				12	24	27	18	81
Time with Lead	12:31		25:52						



Official Basketball Box Score - Final  
**Virginia at LSU**  
 11/25/23 John Gray Gymnasium, George Town, Cayman Islands  
 2023-24 Women's Basketball

Game Time: 5:00 PM  
 Game Duration: 2:04  
 Attendance: 1,650

Officials: Joe Vaszy, Fatou Cesako-Stephens, Meadow Overstreet

NO.	Name	Min	FG		3P		FT		Rebounds		Fouls		TP	AS	TO	ST	Blocks		+/-
			M/A	M/A	M/A	M/A	OR	DR	FF	FT	BS	BA							
20	Camryn Taylor	F	20:50	1-9	0-0	2-2	2	2	4	3	4	0	1	1	1	2	1	9	
33	Sam Brunelle	F	31:57	5-11	5-11	0-0	0	3	3	4	15	0	0	0	0	0	0	-7	
1	Paris Clark	G	26:03	7-17	1-5	4-4	2	5	7	3	3	0	19	0	1	3	0	0	
21	Kymora Johnson	G	21:36	4-13	0-7	0-0	1	2	3	3	0	8	2	3	2	0	1	-5	
23	Alexia Smith	G	26:04	2-6	0-3	1-3	2	3	5	3	2	5	1	3	1	0	0	5	
34	Londan Clarkson	19:05	1-2	0-0	2-2	3	0	3	4	4	4	1	1	0	0	0	-7		
4	Jillian Brown	18:48	2-3	0-0	0-0	4	3	7	1	2	5	3	2	1	1	0	0		
5	Yontia Vaughn	23:41	5-8	3-4	0-1	0	1	1	0	13	7	1	0	0	0	0	-5		
14	Kaydan Lawson	01:38	0-0	0-0	0-0	0	0	0	0	0	0	0	0	0	0	0	1		
0	Olivia McGhee	04:40	0-2	0-1	0-0	0	1	1	1	0	0	0	0	0	0	0	-1		
12	Edessa Noyan	05:38	0-1	0-0	0-0	0	1	2	0	0	0	0	0	0	0	0	0		
Team																			
Totals			27:72	9:31	10:14	19	23	42	24	17	73	14	16	8	6	2	3		

Technical Fouls: NONE

Dead Ball Rebounds: 1, 0

NO.	Name	Min	FG		3P		FT		Rebounds		Fouls		TP	AS	TO	ST	Blocks		+/-
			M/A	M/A	M/A	M/A	OR	DR	FF	FT	BS	BA							
24	Aneeshah Morrow	F	40:00	15-25	1-3	6-7	10	6	16	2	8	37	2	2	0	1	1	3	
23	Ashlynn Del Rossario	G	20:32	3-8	0-0	1-2	1	3	4	4	2	7	0	1	1	0	2	3	
4	Flauja Johnson	G	38:31	1-6	0-0	4-5	3	12	15	3	5	6	2	4	1	1	2	2	
11	Hailey Van Lih	G	38:32	4-12	1-2	3-4	0	2	2	0	2	12	5	5	1	0	0	6	
12	Mikaylah Williams	G	23:48	2-10	0-2	2-2	1	4	5	3	1	6	2	1	0	0	0	4	
13	Last-Tear Pao	32:41	2-6	0-1	4-4	0	1	1	4	6	8	5	2	1	0	1	0	2	
20	Janae Kent	07:56	0-0	0-0	0-0	0	0	0	0	0	0	0	0	0	0	0	0	3	
Team																			
Totals			27:67	2:8	20:24	18	29	47	17	24	76	16	16	4	2	6	3		

Technical Fouls: NONE

Dead Ball Rebounds: 3, 0

Biggest lead	UVA		LSU		Points from Turnovers	Points from Paint	Points from Second Chance	Fast Breaks	Bench
	4 (1 <sup>st</sup> 4:28)	10 (4 <sup>th</sup> 4:38)	12 <th>13 </th>	13					
Best Scoring Run	6 (1 <sup>st</sup> 4:28)		8 (4 <sup>th</sup> 4:38)		32	42	18	20	17
Lead Changes	14				21	15	14	8	73
Times Tied	2				12	24	27	18	81
Time with Lead	07:10		28:08						



Official Basketball Box Score - Final  
**Missouri at Virginia**  
 11/30/23 John Paul Jones Arena, Charlottesville  
 UVA vs Missouri Women's Basketball

Game Time: 5:00 PM  
 Game Duration: 2:23  
 Attendance: 3,701

Officials: Eric Brewton, Katie Lukulich, Meadow Overstreet

NO.	Name	Min	FG		3P		FT		Rebounds		Fouls		TP	AS	TO	ST	Blocks		+/-
			M/A	M/A	M/A	M/A	OR	DR	FF	FT	BS	BA							
30	Angelique Ngalakulondi	F	17:13	3-7	0-0	2-6	4	1	5	3	3	8	1	2	1	0	1	2	
43	Hayley Frank	F	39:18	6-14	2-9	7-7	5	21	21	2	6	0	2	0	0	0	-7		
0	Grace Slaughter	G	39:34	6-9	3-5	2-2	0	3	3	1	17	2	3	0	0	0	-3		
4	Mama Dembele	G	40:03	2-10	0-0	2-2	1	5	6	4	3	6	7	2	3	1	4	-9	
24	Ashton Judd	G	42:02	5-12	1-5	3-6	1	5	6	4	5	14	2	3	1	1	-13		
23	Abbey Schreckle	34:10	5-6	3-4	2-3	0	6	6	1	1	15	1	1	0	0	0	0		
34	Hannah Linthacum	02:37	0-0	0-0	0-0	0	0	0	0	1	0	0	0	0	0	0	-7		
14	Abby Feit	06:34	0-2	0-2	0-0	0	3	3	1	0	0	0	0	0	0	0	0		
20	Sarah Linthacum	03:23	0-0	0-0	0-0	0	0	0	0	0	0	0	0	0	0	0	-3		
Team																			

# 2023-24 BOX SCORES



Official Basketball Box Score - Final

**Rider at Virginia**  
12/06/23 John Paul Jones Arena, Charlottesville  
Virginia vs Rider Women's Basketball

Game Time: 7:00 PM  
Game Duration: 1:41  
Attendance: 3,676

Officials: Bruce Morris, Krystle Apezariz, Keith Batson

Rider - 51

Record: 2-6

NO.	Name	Min	FG			3P			FT			Rebounds		Fouls		TP	AS	TO	ST	Blocks		+/-	
			M	A	%	M	A	%	M	A	%	OR	DR	PF	FD					BS	BA		
44	Kaylan Deveney	C 31:02	3-5	1-1	2-4	0	1	1	2	2	9	2	3	1	0	1	21						
0	Saraa Redmond	G 17:56	0-4	0-1	0-0	0	3	3	2	0	4	4	1	0	1	14							
23	Taylor Langan	G 28:49	6-9	0-1	0-1	0	2	2	2	9	12	2	1	0	0	32							
24	Makayla Firebaugh	G 35:37	6-14	0-5	0-0	2	4	6	3	0	12	0	2	2	1	28							
55	Jessika Schiffer	G 25:07	2-7	2-7	0-0	0	3	3	1	6	1	1	2	0	0	9							
14	Sofie Bruinjies	08:02	0-2	0-1	0-0	0	0	0	0	1	0	0	0	0	0	3							
3	Jamia Blake	14:53	2-4	0-0	1-1	0	1	1	2	1	5	0	0	0	0	10							
11	Mariona Cos-Morales	11:11	2-2	0-0	0-0	1	2	3	1	0	4	1	1	0	0	5							
1	Aliya McIver	20:10	1-3	1-3	0-0	0	2	2	3	3	2	0	0	0	0	10							
10	Molly Lynch	05:21	0-1	0-1	0-0	0	1	1	0	0	0	0	0	0	0	7							
12	Taylor Blunt	00:56	0-1	0-1	0-0	0	0	0	0	0	0	0	0	0	0	3							
13	Sam Richardson	00:56	0-0	0-0	0-0	0	0	0	0	0	0	0	0	0	0	0							
Team						0	0	0	0	0	0	0	0	0	1								
Totals		22:52	4-21	3-6	3	19	22	15	11	51	16	18	8	1	2	27							

Technical Fouls: NONE

Dead Ball Rebounds: 1.0

Virginia - 78

Record: 7-2

NO.	Name	Min	FG			3P			FT			Rebounds		Fouls		TP	AS	TO	ST	Blocks		+/-
			M	A	%	M	A	%	M	A	%	OR	DR	PF	FD					BS	BA	
20	Camryn Taylor	F 27:18	7-11	0-0	4-4	7	6	13	2	3	18	0	3	1	0	0	35					
33	Sam Brunelle	F 23:07	2-11	2-8	1-2	3	1	4	2	1	7	1	0	1	0	16						
1	Paris Clark	G 13:28	1-6	0-0	0	3	1	4	0	0	2	0	2	0	1	2						
21	Kymora Johnson	G 25:39	3-9	0-2	1-1	3	4	7	1	1	7	4	0	1	0	31						
23	Alexia Smith	G 18:25	5-8	1-1	0	1	2	0	0	11	1	1	1	0	0	14						
4	Jillian Brown	19:22	3-9	0-1	2-5	6	5	11	1	3	8	3	1	2	0	35						
5	Yontia Vaughn	20:11	1-3	1-3	0-0	0	3	3	1	1	3	0	2	0	0	9						
14	Kaydan Lawson	12:06	1-3	1-2	0-2	1	2	3	1	1	0	0	0	0	0	8						
32	Cady Pauley	10:38	0-4	0-4	0-0	0	1	1	0	3	4	2	1	0	0	2						
0	Olivia McGhee	07:15	2-4	1-3	0-0	0	0	0	0	5	0	0	0	0	0	7						
12	Edessa Noyan	15:10	3-7	1-2	1-2	4	2	6	1	2	8	0	1	2	1	9						
41	Taylor Lauterbach	07:22	1-1	0-0	0	1	2	2	0	2	0	1	2	0	0	1						
Team						2	2	4	0	0	0	0	0	0	0							
Totals		29:76	7-26	13-20	3	29	60	11	15	78	14	10	12	2	1	27						

Technical Fouls: NONE

Dead Ball Rebounds: 4.0

Biggest lead

RID 4 (1<sup>st</sup> 0:07) 27 (4<sup>th</sup> 0:45)

UVA

Points from Turnovers 4 18

Period by Period Scoring

1st 2nd 3rd 4th TOT

Best Scoring Run

5 (1<sup>st</sup> 0:07) 11 (3<sup>rd</sup> 6:13)

Paint 26 40

RID 15 12 13 11 51

UVA 11 21 25 21 78

Lead Changes

7

Second Chance 0 26

Fast Breaks 4 17

Bench 12 33

Times Tied

3

Bench 12 33

Time with Lead

09:06 28:41



Official Basketball Box Score - Final

**Fordham at Virginia**  
12/21/23 John Paul Jones Arena, Charlottesville  
Virginia vs Fordham Women's Basketball

Game Time: 6:00 PM  
Game Duration: 1:40  
Attendance: 4,208

Officials: Tara Cruse, Timothy Bryant, Roy Jackson

Fordham - 56

Record: 5-7

NO.	Name	Min	FG			3P			FT			Rebounds		Fouls		TP	AS	TO	ST	Blocks		+/-
			M	A	%	M	A	%	M	A	%	OR	DR	PF	FD					BS	BA	
10	Rose Nelson	F 30:38	0-3	0-0	0	3	1	4	0	2	0	0	5	2	0	0	41					
30	Maranda Nyborg	F 24:05	1-3	0-0	2-2	2	3	5	2	1	4	5	1	0	0	0	0					
1	Maddia Flood	G 31:52	5-11	3-6	1-2	2	4	6	1	4	14	1	3	0	1	12						
3	Taylor Donaldson	G 36:51	5-9	4-11	0-0	0	1	1	0	14	3	1	3	0	1	15						
8	Emy Hayford	G 18:39	1-7	0-3	2-2	1	2	4	1	4	4	1	0	0	0	8						
4	Taya Davis	18:33	2-4	2-3	0-0	0	3	3	1	0	6	3	5	1	0	16						
11	Mandy McGurk	32:18	5-14	2-7	0-0	0	2	2	0	12	0	1	2	0	1	16						
25	Kaila Berry	04:09	0-0	0-0	0-0	0	0	0	0	0	0	1	0	0	0	11						
34	Kailah Harris	02:56	1-3	0-0	0-0	1	1	2	0	1	2	0	0	0	0	11						
Team						3	4	7	0	0	1	0	0	0	0							
Totals		20:64	11-30	5-6	12	20	32	9	9	56	15	20	12	0	4	26						

Technical Fouls: NONE

Dead Ball Rebounds: 1.0

Virginia - 82

Record: 8-3

NO.	Name	Min	FG			3P			FT			Rebounds		Fouls		TP	AS	TO	ST	Blocks		+/-
			M	A	%	M	A	%	M	A	%	OR	DR	PF	FD					BS	BA	
20	Camryn Taylor	F 26:13	4-9	0-0	2-3	4	4	8	4	2	10	2	3	0	2	0	16					
33	Sam Brunelle	F 15:24	1-3	1-3	0-0	0	3	3	0	0	3	1	2	0	0	11						
1	Paris Clark	G 21:20	6-10	1-1	2-2	0	2	2	1	3	15	4	3	2	0	31						
21	Kymora Johnson	G 34:47	10-13	6-7	0-0	0	5	5	0	1	26	7	1	2	0	25						
23	Alexia Smith	G 23:40	1-1	0-0	0	0	5	5	0	2	1	3	2	0	0	10						
4	Jillian Brown	11:20	0-3	0-0	0	0	3	3	0	0	2	0	0	0	0	8						
34	London Clarkson	26:02	3-4	0-0	3-4	1	1	2	1	2	9	0	1	1	2	20						
0	Olivia McGhee	17:15	2-8	1-5	0-0	0	2	2	0	0	5	1	1	2	0	7						
14	Kaydan Lawson	15:23	2-4	2-4	0-0	4	4	3	0	6	3	1	0	0	0	10						
32	Cady Pauley	08:36	2-3	1-2	1-2	0	1	1	0	1	6	0	2	0	0	8						
Team						2	2	4	0	0	0	0	0	0	0							
Totals		31:58	12-22	6-11	7	32	39	9	9	82	21	19	9	4	0	26						

Technical Fouls: NONE

Dead Ball Rebounds: 3.0

Biggest lead

FOR 10 (4<sup>th</sup> 5:37) 18 (1<sup>st</sup> 3:58)

UVA

Points from Turnovers 15 21

Period by Period Scoring

1st 2nd 3rd 4th TOT

# 2023-24 BOX SCORES



Official Basketball Box Score - Final  
**Virginia at Georgia Tech**  
 01/04/24 McCamish Pavilion, Atlanta  
 Georgia Tech vs. Virginia

Game Time: 7:00 PM  
 Game Duration: 2:00  
 Attendance: 1,237

Officials: Joseph Vaszily, Rod Creech, Linda Miles

Virginia - 60		Record: 8-5 (2-2)										Shooting By Period														
NO.	Name	Min	FG		3P		FT		Rebounds		Fouls		TP	AS	TO	ST	Blocks	BS	BA	+/-	1st FG%	2nd FG%	3rd FG%	4th FG%	GM FG%	
			M/A	M/A	M/A	M/A	OR	DR	FF	FD	OR	DR														PF
20	Camryn Taylor	F	32:29	7-12	1-1	4-4	0	4	4	4	4	19	0	2	2	1	0	0	0	4	32.29	5-13	38.5%	3PT%	0-4	0.0%
34	London Clarkson	F	24:17	4-5	0-0	3-7	2	4	6	5	5	11	0	2	2	4	0	0	0	5	24.17	4-5	80.0%	3PT%	0-0	0.0%
1	Paris Clark	G	33:59	5-14	0-1	3-4	7	5	12	3	3	13	3	4	3	1	1	1	7	33.59	5-14	35.7%	3PT%	0-1	0.0%	
21	Kymora Johnson	G	28:24	3-14	0-6	0-0	0	3	3	0	0	6	6	4	3	0	1	1	11	28.24	3-14	21.4%	3PT%	0-6	0.0%	
23	Alexia Smith	G	10:53	0-2	0-1	0-2	0	3	3	2	1	0	1	0	0	0	0	0	0	10.53	0-2	0.0%	3PT%	0-1	0.0%	
4	Jillian Brown	G	22:50	2-7	0-1	1-2	2	2	4	1	1	5	1	2	1	1	0	1	1	22.50	2-7	28.6%	3PT%	0-1	0.0%	
33	Sam Brunelle	G	14:15	0-3	0-2	0-0	0	1	1	0	0	0	1	0	0	0	0	0	0	14.15	0-3	0.0%	3PT%	0-2	0.0%	
0	Olivia McGhee	G	04:20	0-1	0-1	0-0	0	1	1	0	0	0	0	1	0	0	0	0	0	4.20	0-1	0.0%	3PT%	0-0	0.0%	
5	Yontia Vaughn	G	16:35	1-6	0-3	0-0	0	2	2	3	1	2	3	1	1	0	0	0	0	16.35	1-6	16.7%	3PT%	0-3	0.0%	
14	Kaydan Lawson	G	08:59	0-0	0-0	4-4	3	1	4	1	2	4	0	0	0	0	0	0	0	8.59	0-0	0.0%	3PT%	4-4	100.0%	
32	Cady Pauley	G	02:59	0-0	0-0	0-0	0	0	0	0	0	0	0	0	0	0	0	0	0	2.59	0-0	0.0%	3PT%	0-0	0.0%	
<b>Team</b>				22-64	1-16	15-23	17	29	46	24	17	60	14	17	12	8	2	3								
<b>Totals</b>				22-64	1-16	15-23	17	29	46	24	17	60	14	17	12	8	2	3								

Georgia Tech - 63		Record: 10-4 (1-1)										Shooting By Period														
NO.	Name	Min	FG		3P		FT		Rebounds		Fouls		TP	AS	TO	ST	Blocks	BS	BA	+/-	1st FG%	2nd FG%	3rd FG%	4th FG%	GM FG%	
			M/A	M/A	M/A	M/A	OR	DR	FF	FD	OR	DR														PF
13	Kayla Blackshear	F	34:22	2-9	1-1	1-4	4	2	6	4	4	6	2	1	1	0	0	0	0	0	34.22	2-9	22.2%	3PT%	1-1	25.0%
5	Tonie Morgan	G	32:42	4-14	0-0	10-15	5	7	12	1	11	18	1	3	1	1	2	6	0	32.42	4-14	28.6%	3PT%	0-0	0.0%	
22	Ines Noguero	G	32:17	1-4	0-2	0-0	1	4	5	4	0	2	3	3	1	0	0	0	0	32.17	1-4	25.0%	3PT%	0-2	0.0%	
23	Rusne Augustinaite	G	30:30	2-9	1-6	3-4	1	3	4	2	8	2	4	1	1	2	6	0	0	30.30	2-9	22.2%	3PT%	1-6	16.7%	
25	Kara Dunt	G	38:23	8-17	1-5	7-10	3	6	1	7	24	11	5	5	0	2	3	0	0	38.23	8-17	47.1%	3PT%	1-5	20.0%	
21	Sydney Johnson	G	13:09	1-5	1-4	0-0	0	0	0	1	0	3	1	0	0	0	0	0	0	13.09	1-5	20.0%	3PT%	1-4	25.0%	
32	A'Asia Thomas-Harris	G	10:08	1-1	0-0	0-0	4	4	1	0	2	0	0	0	0	0	0	0	0	10.08	1-1	100.0%	3PT%	0-0	0.0%	
11	Aixa Wone Aranz	G	08:30	0-0	0-0	0-0	1	1	1	0	0	0	0	0	0	0	0	0	0	8.30	0-0	0.0%	3PT%	0-0	0.0%	
<b>Team</b>				19-59	4-18	21-33	15	27	42	17	24	63	10	16	9	2	8	3								
<b>Totals</b>				19-59	4-18	21-33	15	27	42	17	24	63	10	16	9	2	8	3								

Biggest lead		UVA		GT		Points from		UVA		GT		Period by Period Scoring			
Turnovers		12		12		1st		2nd		3rd		4th		TOT	
Best Scoring Run	6 (2 <sup>nd</sup> 2:12)	9 (1 <sup>st</sup> 1:45)	11 (1 <sup>st</sup> 1:45)	13 (1 <sup>st</sup> 1:45)	14 (1 <sup>st</sup> 1:45)	14 (1 <sup>st</sup> 1:45)	14 (1 <sup>st</sup> 1:45)	14 (1 <sup>st</sup> 1:45)	14 (1 <sup>st</sup> 1:45)	14 (1 <sup>st</sup> 1:45)	14 (1 <sup>st</sup> 1:45)	14 (1 <sup>st</sup> 1:45)	14 (1 <sup>st</sup> 1:45)	14 (1 <sup>st</sup> 1:45)	14 (1 <sup>st</sup> 1:45)
Lead Changes	9	11	15	15	15	15	15	15	15	15	15	15	15	15	15
Times Tied	11	14	16	16	16	16	16	16	16	16	16	16	16	16	16
Time with Lead	08:22	25:00													



Official Basketball Box Score - Final  
**Virginia at NC State**  
 01/11/24 Reynolds Coliseum, Raleigh  
 2023-24 Women's Basketball

Game Time: 7:00 PM  
 Game Duration: 2:18  
 Attendance: 5,500

Officials: Jeffrey Smith, Sali Saho, Ashlee Goode

Virginia - 66		Record: 8-7 (0-4)										Shooting By Period													
NO.	Name	Min	FG		3P		FT		Rebounds		Fouls		TP	AS	TO	ST	Blocks	BS	BA	+/-	1st FG%	2nd FG%	3rd FG%	4th FG%	GM FG%
			M/A	M/A	M/A	M/A	OR	DR	FF	FD	OR	DR													
20	Camryn Taylor	F	27:56	9-16	2-2	2-4	3	3	6	5	3	22	0	3	0	2	1	0	0	27.56	9-16	56.3%	3PT%	2-2	100.0%
33	Sam Brunelle	F	18:45	1-5	0-2	0-0	2	2	4	4	1	2	0	5	0	0	0	0	0	18.45	1-5	20.0%	3PT%	0-2	0.0%
1	Paris Clark	G	18:54	3-11	0-1	0-0	3	3	6	4	1	6	0	2	2	0	4	3	0	18.54	3-11	27.3%	3PT%	0-1	0.0%
21	Kymora Johnson	G	33:05	6-19	2-8	0-0	1	3	4	3	2	14	4	1	0	0	0	0	0	33.05	6-19	31.6%	3PT%	2-8	25.0%
23	Alexia Smith	G	17:58	1-5	0-0	0-0	2	7	9	0	1	2	6	1	0	0	0	0	0	17.58	1-5	20.0%	3PT%	0-0	0.0%
0	Olivia McGhee	G	22:25	3-10	1-4	2-2	2	2	4	1	2	9	0	4	1	0	0	0	0	22.25	3-10	30.0%	3PT%	1-4	25.0%
5	Yontia Vaughn	G	17:47	3-8	1-4	0-0	2	2	1	0	7	2	2	0	0	0	0	0	0	17.47	3-8	37.5%	3PT%	1-4	25.0%
14	Kaydan Lawson	G	12:46	1-2	0-1	2-2	1	2	1	1	4	0	0	0	0	0	0	0	0	12.46	1-2	50.0%	3PT%	2-2	100.0%
34	London Clarkson	G	09:05	0-2	0-0	0-0	1	2	3	2	1	0	0	1	0	0	0	0	0	9.05	0-2	0.0%	3PT%	0-0	0.0%
41	Taylor Lauterbach	G	13:45	0-3	0-0	0-0	1	2	0	0	0	0	0	0	0	0	0	0	0	13.45	0-3	0.0%	3PT%	0-0	0.0%
32	Cady Pauley	G	05:53	0-1	0-1	0-0	0	0	0	0	0	0	0	0	0	0	0	0	0	5.53	0-1	0.0%	3PT%	0-1	0.0%
12	Edessa Noyan	G	01:43	0-0	0-0	0-0	0	0	0	0	0	0	0	0	0	0	0	0	0	1.43	0-0	0.0%	3PT%	0-0	0.0%
<b>Team</b>				27-62	6-23	6-8	21	29	50	21	12	66	12	17	6	2	7	27							
<b>Totals</b>				27-62	6-23	6-8	21	29	50	21	12	66	12	17	6	2	7	27							

NC State - 93		Record: 15-1 (3-1)										Shooting By Period													
NO.	Name	Min	FG		3P		FT		Rebounds		Fouls		TP	AS	TO	ST	Blocks	BS	BA	+/-	1st FG%	2nd FG%	3rd FG%	4th FG%	GM FG%
			M/A	M/A	M/A	M/A	OR	DR	FF	FD	OR	DR													
2	Mimi Collins	F	22:32	4-9	1-3	5-5	2	7	9	3	4	14	2	0	0	0	0	0	0	22.32	4-9	44.4%	3PT%	1-3	33.3%
10	Aziah James	G	28:04	5-14	2-3	3-4	0	6	6	2	3	15	4	2	2	1	0	0	0	28.04	5-14	35.7%	3PT%	2-3	66.7%
21	Madison Hayes	G	26:18	1-13	3-7	0-0	0	5	5	1	0	17	2	1	0	1	1	0	0	26.18	1-13	7.7%	3PT%	3-7	42.9%
22	Sanjara Rivers	G	30:47	7-7	0-1	2-2	0	3	3	1	1	6	7	1	3	1	1	1	31	30.47	7-7	100.0%	3PT%	0-1	0.0%
3	Zoe Brooks	G	28:39	7-12	1-4	4-4	0	2	2	0	7	19	3	2	4	0	0	0	0	28.39	7-12	58.3%	3PT%	1-4	25.0%
24	Laci Steele	G	23:46	5-6	3-4	0-0	0	1	1	1	0	13	1	3	0	0	0	0	0	23.46	5-6	83.3%	3PT%</		

# 2023-24 BOX SCORES



Official Basketball Box Score - Final  
**Virginia at North Carolina**  
 01/14/24 Carmichael Arena, Chapel Hill  
 2023-24 Women's Basketball

Game Time: 4:00 PM  
 Game Duration: 2:04  
 Attendance: 4,579

Officials: Billy Smith, Tom Danaher, Toni Patton

Virginia - 68		Record: 8-8 (0-5)											Shooting By Period								
NO.	Name	Min	FG		3P		FT		Rebounds		Fouls		TP	AS	TO	ST	Blocks	+/-	1st		
			M-A	M-A	M-A	M-A	OR	DR	TOT	PF	FD	FG%							3PT%	FT%	
20	Camryn Taylor	F	26:13	5-15	2-3	4-4	3	4	7	4	4	16	0	2	1	0	0	-13	4-14	28.6%	
33	Sam Brunelle	F	13:52	1-5	1-4	0-0	0	1	1	2	1	3	0	1	1	0	0	-15	2-5	40.0%	
1	Paris Clark	G	24:47	1-8	0-0	2-2	1	1	2	4	4	4	1	1	1	0	0	-16	2-2	100%	
21	Kymora Johnson	G	27:48	3-9	2-5	5-6	0	5	5	4	5	13	5	2	1	0	0	-11	9-21	42.9%	
23	Alexia Smith	G	16:23	2-7	0-0	0-0	2	3	5	2	1	4	5	1	0	0	1	-12	1-2	50.0%	
0	Olivia McGhee	G	21:36	4-7	2-4	2-3	1	3	4	1	2	12	1	2	0	0	0	3	1-3	33.3%	
5	Yontia Vaughn	G	23:35	1-6	1-3	0-0	0	1	1	0	0	3	3	3	0	0	1	2	6-17	35.3%	
14	Kaydan Lawson	G	05:51	0-0	0-0	0-0	0	0	0	2	0	0	0	0	0	0	0	-5	3-7	42.9%	
34	London Clarkson	G	31:33	4-7	0-0	2-4	1	6	7	4	4	10	0	0	1	0	2	-6	5-6	83.3%	
12	Edessa Noyan	G	04:50	0-0	0-0	0-0	1	1	2	2	0	0	1	0	0	0	0	4	3-13	23.1%	
41	Taylor Lauterbach	G	03:32	1-1	0-0	1-2	0	0	0	0	2	3	0	0	0	0	0	4	2-5	40.0%	
Team							1	4	5		0								8-10	80%	
Totals			22:65	8-19	16-21	10	29	39	25	20	68	16	12	5	0	6	-13		22-65	33.8%	
Technical Fouls: NONE																					

North Carolina - 81		Record: 12-5 (4-1)											Shooting By Period								
NO.	Name	Min	FG		3P		FT		Rebounds		Fouls		TP	AS	TO	ST	Blocks	+/-	1st		
			M-A	M-A	M-A	M-A	OR	DR	TOT	PF	FD	FG%							3PT%	FT%	
5	Maria Gakdong	C	18:28	3-4	0-0	1-2	1	5	6	4	3	7	0	1	0	0	0	12	8-17	47.1%	
1	Alyssa Ustby	G	36:39	8-15	0-0	1-2	0	12	12	4	6	17	5	3	1	3	0	15	2-3	66.7%	
2	Paulina Paris	G	10:15	1-4	0-2	2-2	0	2	2	0	1	4	1	0	0	0	0	6	1-2	50%	
20	Lexi Donarski	G	32:20	1-5	1-3	0-0	1	3	4	1	0	3	3	0	0	0	0	6	7-16	43.8%	
25	Deja Kelly	G	35:47	8-17	4-7	7-8	1	4	5	2	9	27	5	1	2	0	0	14	3-8	37.5%	
10	Raniya Kelly	G	17:50	2-4	0-2	2-2	0	0	0	3	1	6	3	1	1	0	0	6	1-2	50%	
24	Indya Nivar	G	22:24	2-5	2-2	2-6	3	1	4	3	3	8	3	0	1	0	0	2	6-15	40.0%	
31	Anya Poole	G	19:01	2-5	0-0	3-4	1	5	6	3	2	7	0	2	1	1	0	13	1-5	20.0%	
13	Teonni Key	G	04:47	1-2	0-0	0-0	0	1	1	0	0	2	0	1	0	1	0	-2	3-7	42.9%	
0	Alexandra Zelaya	G	02:29	0-1	0-1	0-0	0	0	0	0	0	0	0	0	0	0	0	-7	7-14	50.0%	
Team							1	3	4		0								1-1	100.0%	
Totals			28:62	7-17	18-26	8	36	44	20	25	81	20	9	6	6	0	13		28-62	45.2%	
Technical Fouls: NONE																					
Dead Ball Rebounds: 4, 0																					

UVA		UNC		Points from		Turnovers		Paint		Second Chance		Fast Breaks		Bench		
Biggest lead	0 (1st 10:00)	14 (2nd 7:12)	UVA	UNC	UVA	UNC	UVA	UNC	UVA	UNC	UVA	UNC	UVA	UNC	UVA	UNC
Best Scoring Run	7 (2nd 0:21)	8 (4th 2:18)	7	13	20	26	12	20	20	16	68	19	18	16	28	81
Lead Changes	0		9	5	11	15	19	18	16	28	81					
Times Tied	1		28	23												
Time with Lead	00:00	38:53														





# 2023-24 COMBINED STATS



## 2023-24 Virginia Women's Basketball Combined Team Statistics All games

Page 1/1  
as of Jan 19, 2024

### Game Records

Record	Overall	Home	Away	Neutral
ALL GAMES	8-9	6-5	1-3	1-1
CONFERENCE	0-6	0-3	0-3	0-0
NON-CONFERENCE	8-3	6-2	1-0	1-1

### Score by Periods

Team	1st	2nd	3rd	4th	OT	TOT
Virginia	261	311	328	337	12	1249
Opponents	298	270	278	304	6	1156

### Team Box Score

No.	Player				Total		3-Point		F-Throw		Rebounds											
		GP-GS	MIN	AVG	FG-FGA	FG%	3FG-3FGA	3FG%	FT-FTA	FT%	OFF	DEF	TOT	AVG	PF	DQ	A	TO	BLK	STL	PTS	AVG
20	TAYLOR, Camryn	17-16	429:13	25.2	89-195	.456	7-14	.500	68-78	.872	52	56	108	6.4	61	3	9	32	17	13	253	14.9
21	JOHNSON, Kymora	17-17	480:02	28.2	80-217	.369	24-99	.242	23-31	.742	13	60	73	4.3	33	0	91	41	6	29	207	12.2
1	CLARK, Paris	14-11	292:34	20.9	49-125	.392	10-27	.370	21-23	.913	24	36	60	4.3	35	0	18	27	6	17	129	9.2
34	CLARKSON, London	15-9	329:35	22.0	35-70	.500	0-0	.000	42-57	.737	34	35	69	4.6	48	2	9	17	12	15	112	7.5
0	MCGHEE, Olivia	17-2	268:12	15.8	43-109	.394	17-52	.327	19-22	.864	12	28	40	2.4	17	0	5	20	3	14	122	7.2
4	BROWN, Jillian	15-6	291:59	19.5	30-98	.306	3-25	.120	33-39	.846	28	62	90	6.0	26	0	29	19	9	12	96	6.4
33	BRUNELLE, Sam	15-8	281:01	18.7	29-89	.326	19-60	.317	10-13	.769	13	30	43	2.9	22	0	5	16	11	6	87	5.8
5	VAUGHN, Yonta	15-0	285:29	19.0	26-83	.313	11-42	.262	3-7	.429	2	33	35	2.3	14	0	56	23	1	10	66	4.4
23	SMITH, Alexia	17-15	322:41	19.0	31-80	.388	3-14	.214	7-13	.538	20	55	75	4.4	15	0	32	17	2	16	72	4.2
14	LAWSON, Kaydan	13-0	145:03	11.2	12-31	.387	5-18	.278	8-12	.667	12	22	34	2.6	18	0	7	7	1	6	37	2.8
32	PAULEY, Cady	13-0	93:20	7.2	10-41	.244	5-33	.152	5-6	.833	3	6	9	0.7	8	0	5	4	2	2	30	2.3
12	NOYAN, Edessa	13-1	110:10	8.5	8-21	.381	2-3	.667	2-4	.500	11	23	34	2.6	16	0	4	9	6	4	20	1.5
41	LAUTERBACH, Taylor	12-0	95:38	8.0	5-21	.238	2-7	.286	6-8	.750	7	21	28	2.3	17	0	1	10	7	2	18	1.5
Team											42	34	76				4					
<b>Total</b>		<b>17</b>	<b>3425</b>		<b>447-1180</b>	<b>.379</b>	<b>108-394</b>	<b>.274</b>	<b>247-313</b>	<b>.789</b>	<b>273</b>	<b>501</b>	<b>774</b>	<b>45.5</b>	<b>330</b>	<b>5</b>	<b>271</b>	<b>246</b>	<b>83</b>	<b>146</b>	<b>1249</b>	<b>73.5</b>
<b>Opponents</b>		<b>17</b>	<b>3425</b>		<b>405-1053</b>	<b>.385</b>	<b>112-373</b>	<b>.300</b>	<b>234-330</b>	<b>.709</b>	<b>185</b>	<b>485</b>	<b>670</b>	<b>39.4</b>	<b>293</b>	<b>3</b>	<b>242</b>	<b>276</b>	<b>70</b>	<b>127</b>	<b>1156</b>	<b>68.0</b>

### Team Statistics

	UVA	OPP
<b>Scoring</b>	<b>1249</b>	<b>1156</b>
Points per game	73.5	68.0
Scoring margin	+5.5	-
<b>Field goals-att</b>	<b>447-1180</b>	<b>405-1053</b>
Field goal pct	.379	.385
<b>3 point fg-att</b>	<b>108-394</b>	<b>112-373</b>
3-point FG pct	.274	.300
3-pt FG made per game	6.4	6.6
<b>Free throws-att</b>	<b>247-313</b>	<b>234-330</b>
Free throw pct	.789	.709
F-Throws made per game	14.5	13.8
<b>Rebounds</b>	<b>774</b>	<b>670</b>
Rebounds per game	45.5	39.4
Rebounding margin	+6.1	-
<b>Assists</b>	<b>271</b>	<b>242</b>
Assists per game	15.9	14.2
<b>Turnovers</b>	<b>246</b>	<b>276</b>
Turnovers per game	14.5	16.2
Turnover margin	+1.8	-
Assist/turnover ratio	1.1	0.9
<b>Steals</b>	<b>146</b>	<b>127</b>
Steals per game	8.6	7.5
<b>Blocks</b>	<b>83</b>	<b>70</b>
Blocks per game	4.9	4.1
<b>Winning streak</b>	<b>0</b>	<b>-</b>
Home win streak	0	-
<b>Attendance</b>	<b>44822</b>	<b>11703</b>
Home games-Avg/Game	11-4075	4-2926
Neutral site-Avg/Game	-	2-825

### Team Results

Date	Opponent		Score	Att.
11/08/2023	UMES	W	76-52	3797
11/12/2023	Campbell	W	74-49	3965
11/15/2023	William & Mary	W	80-51	3588
11/19/2023	Oklahoma	L	67-82	4198
11/24/2023	vs Tulane	W	81-59	0
11/25/2023	vs LSU	L	73-76	1650
11/30/2023	Missouri	Wot	87-81	3701
12/03/2023	at La Salle	W	94-73	387
12/06/2023	Rider	W	78-51	3676
12/16/2023	Wofford	L	70-71	3955
12/21/2023	Fordham	W	82-56	4208
12/31/2023	NC State	L	61-72	4541
01/04/2024	at Georgia Tech	L	60-63	1237
01/07/2024	Duke	L	56-60	5041
01/11/2024	at NC State	L	66-93	5500
01/14/2024	at North Carolina	L	68-81	4579
01/18/2024	Notre Dame	L	76-86	4152

# 2023-24 TEAM STATS



## 2023-24 Virginia Women's Basketball Overall Team Statistics All games

Page 1/1  
as of Jan 19, 2024

### Team Statistics

	UVA	OPP
<b>Scoring</b>	<b>1249</b>	<b>1156</b>
Points per game	73.5	68.0
Scoring margin	+5.5	-
<b>Field goals-att</b>	<b>447-1180</b>	<b>405-1053</b>
Field goal pct	.379	.385
<b>3 point fg-att</b>	<b>108-394</b>	<b>112-373</b>
3-point FG pct	.274	.300
3-pt FG made per game	6.4	6.6
<b>Free throws-att</b>	<b>247-313</b>	<b>234-330</b>
Free throw pct	.789	.709
F-Throws made per game	14.5	13.8
<b>Rebounds</b>	<b>774</b>	<b>670</b>
Rebounds per game	45.5	39.4
Rebounding margin	+6.1	-
<b>Assists</b>	<b>271</b>	<b>242</b>
Assists per game	15.9	14.2
<b>Turnovers</b>	<b>246</b>	<b>276</b>
Turnovers per game	14.5	16.2
Turnover margin	+1.8	-
Assist/turnover ratio	1.1	0.9
<b>Steals</b>	<b>146</b>	<b>127</b>
Steals per game	8.6	7.5
<b>Blocks</b>	<b>83</b>	<b>70</b>
Blocks per game	4.9	4.1
<b>Winning streak</b>	<b>0</b>	<b>-</b>
Home win streak	0	-
<b>Attendance</b>	<b>44822</b>	<b>11703</b>
Home games-Avg/Game	11-4075	4-2926
Neutral site-Avg/Game	-	2-825

### Score by Periods

Team	1st	2nd	3rd	4th	OT	TOT
Virginia	261	311	328	337	12	1249
Opponents	298	270	278	304	6	1156

# 2023-24 ACC-ONLY STATS



## 2023-24 Virginia Women's Basketball Combined Team Statistics In Conference games

Page 1/1  
as of Jan 19, 2024

### Game Records

Record	Overall	Home	Away	Neutral
ALL GAMES	0-6	0-3	0-3	0-0
CONFERENCE	0-6	0-3	0-3	0-0
NON-CONFERENCE	0-0	0-0	0-0	0-0

### Score by Periods

Team	1st	2nd	3rd	4th	OT	TOT
Virginia	76	105	95	111	0	387
Opponents	122	99	124	110	0	455

### Team Box Score

No.	Player	Total			3-Point		F-Throw		Rebounds				PF DQ A			TO	BLK	STL	PTS	AVG		
		GP-GS	MIN	AVG	FG-FGA	FG%	3FG-3FGA	3FG%	FT-FTA	FT%	OFF	DEF	TOT	AVG	PF						DQ	A
20	TAYLOR, Camryn	6-6	154:04	25.7	35-76	.461	7-11	.636	20-25	.800	13	24	37	6.2	27	3	1	12	4	3	97	16.2
21	JOHNSON, Kymora	6-6	187:57	31.3	27-92	.293	8-40	.200	12-14	.857	7	28	35	5.8	14	0	31	18	1	10	74	12.3
1	CLARK, Paris	6-5	137:42	22.9	17-54	.315	4-7	.571	10-12	.833	12	18	30	5.0	20	0	8	14	3	9	48	8.0
0	MCGHEE, Olivia	6-1	101:01	16.8	15-35	.429	7-16	.438	9-11	.818	4	9	13	2.2	8	0	2	9	0	6	46	7.7
34	CLARKSON, London	6-4	116:33	19.4	11-25	.440	0-0	.000	10-19	.526	9	17	26	4.3	24	2	0	9	6	3	32	5.3
4	BROWN, Jillian	4-1	76:15	19.1	4-17	.235	1-2	.500	7-8	.875	7	10	17	4.3	9	0	5	3	3	1	16	4.0
5	VAUGHN, Yonta	6-0	102:06	17.0	8-35	.229	2-17	.118	3-4	.750	0	10	10	1.7	7	0	18	10	0	4	21	3.5
33	BRUNELLE, Sam	6-2	109:10	18.2	5-25	.200	2-17	.118	7-8	.875	3	9	12	2.0	13	0	0	9	5	1	19	3.2
41	LAUTERBACH, Taylor	5-0	42:33	8.5	3-12	.250	2-4	.500	3-4	.750	2	7	9	1.8	7	0	0	3	4	0	11	2.2
14	LAWSON, Kaydan	6-0	57:01	9.5	2-6	.333	0-3	.000	7-8	.875	5	5	10	1.7	7	0	1	1	1	2	11	1.8
23	SMITH, Alexia	6-5	76:57	12.8	5-17	.294	0-1	.000	0-2	.000	4	17	21	3.5	8	0	15	5	0	1	10	1.7
12	NOYAN, Edessa	4-0	22:44	5.7	1-2	.500	0-0	.000	0-0	.000	1	2	3	0.8	4	0	1	0	2	0	2	0.5
32	PAULEY, Cady	4-0	15:58	4.0	0-3	.000	0-3	.000	0-0	.000	0	0	0	0.0	1	0	0	0	1	0	0	0.0
Team											15	13	28				1					
<b>Total</b>		<b>6</b>	<b>1200</b>		<b>133-399</b>	<b>.333</b>	<b>33-121</b>	<b>.273</b>	<b>88-115</b>	<b>.765</b>	<b>82</b>	<b>169</b>	<b>251</b>	<b>41.8</b>	<b>149</b>	<b>5</b>	<b>82</b>	<b>94</b>	<b>30</b>	<b>40</b>	<b>387</b>	<b>64.5</b>
<b>Opponents</b>		<b>6</b>	<b>1200</b>		<b>151-368</b>	<b>.410</b>	<b>31-109</b>	<b>.284</b>	<b>122-170</b>	<b>.718</b>	<b>63</b>	<b>195</b>	<b>258</b>	<b>43.0</b>	<b>108</b>	<b>0</b>	<b>90</b>	<b>76</b>	<b>33</b>	<b>50</b>	<b>455</b>	<b>75.8</b>

### Team Statistics

	UVA	OPP
<b>Scoring</b>	<b>387</b>	<b>455</b>
Points per game	64.5	75.8
Scoring margin	-11.3	-
<b>Field goals-att</b>	<b>133-399</b>	<b>151-368</b>
Field goal pct	.333	.410
<b>3 point fg-att</b>	<b>33-121</b>	<b>31-109</b>
3-point FG pct	.273	.284
3-pt FG made per game	5.5	5.2
<b>Free throws-att</b>	<b>88-115</b>	<b>122-170</b>
Free throw pct	.765	.718
F-Throws made per game	14.7	20.3
<b>Rebounds</b>	<b>251</b>	<b>258</b>
Rebounds per game	41.8	43.0
Rebounding margin	-1.2	-
<b>Assists</b>	<b>82</b>	<b>90</b>
Assists per game	13.7	15.0
<b>Turnovers</b>	<b>94</b>	<b>76</b>
Turnovers per game	15.7	12.7
Turnover margin	-3.0	-
Assist/turnover ratio	0.9	1.2
<b>Steals</b>	<b>40</b>	<b>50</b>
Steals per game	6.7	8.3
<b>Blocks</b>	<b>30</b>	<b>33</b>
Blocks per game	5.0	5.5
<b>Winning streak</b>	<b>0</b>	<b>-</b>
Home win streak	0	-
<b>Attendance</b>	<b>13734</b>	<b>11316</b>
Home games-Avg/Game	3-4578	3-3772
Neutral site-Avg/Game	-	0-0

### Team Results

Date	Opponent		Score	Att.
12/31/2023	NC State	L	61-72	4541
01/04/2024	at Georgia Tech	L	60-63	1237
01/07/2024	Duke	L	56-60	5041
01/11/2024	at NC State	L	66-93	5500
01/14/2024	at North Carolina	L	68-81	4579
01/18/2024	Notre Dame	L	76-86	4152

# 2023-24 CATEGORY LEADERS



## 2023-24 Virginia Women's Basketball Category Leaders All games

Page 1/3  
as of Jan 19, 2024

### Points

##	Player	G	Pts	Pts/G
20	Taylor, Camryn	17	253	14.9
21	Johnson, Kymora	17	207	12.2
1	Clark, Paris	14	129	9.2
0	McGhee, Olivia	17	122	7.2
34	Clarkson, London	15	112	7.5
4	Brown, Jillian	15	96	6.4
33	Brunelle, Sam	15	87	5.8
23	Smith, Alexia	17	72	4.2
5	Vaughn, Yonta	15	66	4.4
14	Lawson, Kaydan	13	37	2.8
32	Pauley, Cady	13	30	2.3
12	Noyan, Edessa	13	20	1.5
41	Lauterbach, Taylor	12	18	1.5

### Scoring Average

##	Player	G	Pts	Pts/G
20	Taylor, Camryn	17	253	14.9
21	Johnson, Kymora	17	207	12.2
1	Clark, Paris	14	129	9.2
34	Clarkson, London	15	112	7.5
0	McGhee, Olivia	17	122	7.2
4	Brown, Jillian	15	96	6.4
33	Brunelle, Sam	15	87	5.8
5	Vaughn, Yonta	15	66	4.4
23	Smith, Alexia	17	72	4.2
14	Lawson, Kaydan	13	37	2.8
32	Pauley, Cady	13	30	2.3
12	Noyan, Edessa	13	20	1.5
41	Lauterbach, Taylor	12	18	1.5

### Field Goal Percentage

##	Player	FG	Att	Pct
34	Clarkson, London	35	70	.500
20	Taylor, Camryn	89	195	.456
0	McGhee, Olivia	43	109	.394
1	Clark, Paris	49	125	.392
23	Smith, Alexia	31	80	.388
14	Lawson, Kaydan	12	31	.387
12	Noyan, Edessa	8	21	.381
21	Johnson, Kymora	80	217	.369
33	Brunelle, Sam	29	89	.326
5	Vaughn, Yonta	26	83	.313
4	Brown, Jillian	30	98	.306
32	Pauley, Cady	10	41	.244
41	Lauterbach, Taylor	5	21	.238

### Field Goal Attempts

##	Player	G	Att	Att/G
21	Johnson, Kymora	17	217	12.8
20	Taylor, Camryn	17	195	11.5
1	Clark, Paris	14	125	8.9
0	McGhee, Olivia	17	109	6.4
4	Brown, Jillian	15	98	6.5

### Field Goals Made

##	Player	G	Made	Made/G
20	Taylor, Camryn	17	89	5.2
21	Johnson, Kymora	17	80	4.7
1	Clark, Paris	14	49	3.5
0	McGhee, Olivia	17	43	2.5
34	Clarkson, London	15	35	2.3



# 2023-24 CATEGORY LEADERS



## 2023-24 Virginia Women's Basketball Category Leaders All games

Page 2/3  
as of Jan 19, 2024

### 3-Point FG Percentage

##	Player	3FG	Att	Pct
12	Noyan, Edessa	2	3	.667
20	Taylor, Camryn	7	14	.500
1	Clark, Paris	10	27	.370
0	McGhee, Olivia	17	52	.327
33	Brunelle, Sam	19	60	.317
41	Lauterbach, Taylor	2	7	.286
14	Lawson, Kaydan	5	18	.278
5	Vaughn, Yonta	11	42	.262
21	Johnson, Kymora	24	99	.242
23	Smith, Alexia	3	14	.214
32	Pauley, Cady	5	33	.152
4	Brown, Jillian	3	25	.120

### 3-Point FG Attempts

##	Player	G	Att	Att/G
21	Johnson, Kymora	17	99	5.8
33	Brunelle, Sam	15	60	4.0
0	McGhee, Olivia	17	52	3.1
5	Vaughn, Yonta	15	42	2.8
32	Pauley, Cady	13	33	2.5

### 3-Point FG Made

##	Player	G	Made	Made/G
21	Johnson, Kymora	17	24	1.4
33	Brunelle, Sam	15	19	1.3
0	McGhee, Olivia	17	17	1.0
5	Vaughn, Yonta	15	11	0.7
1	Clark, Paris	14	10	0.7

### Free Throw Percentage

##	Player	Made	Att	Pct
1	Clark, Paris	21	23	.913
20	Taylor, Camryn	68	78	.872
0	McGhee, Olivia	19	22	.864
4	Brown, Jillian	33	39	.846
32	Pauley, Cady	5	6	.833
33	Brunelle, Sam	10	13	.769
41	Lauterbach, Taylor	6	8	.750
21	Johnson, Kymora	23	31	.742
34	Clarkson, London	42	57	.737
14	Lawson, Kaydan	8	12	.667
23	Smith, Alexia	7	13	.538
12	Noyan, Edessa	2	4	.500
5	Vaughn, Yonta	3	7	.429

### Free Throw Attempts

##	Player	G	Att	Att/G
20	Taylor, Camryn	17	78	4.6
34	Clarkson, London	15	57	3.8
4	Brown, Jillian	15	39	2.6
21	Johnson, Kymora	17	31	1.8
1	Clark, Paris	14	23	1.6

### Free Throws Made

##	Player	G	Made	Made/G
20	Taylor, Camryn	17	68	4.0
34	Clarkson, London	15	42	2.8
4	Brown, Jillian	15	33	2.2
21	Johnson, Kymora	17	23	1.4
1	Clark, Paris	14	21	1.5

### Rebounds

##	Player	G	Reb	Reb/G
20	Taylor, Camryn	17	108	6.4
4	Brown, Jillian	15	90	6.0
23	Smith, Alexia	17	75	4.4
21	Johnson, Kymora	17	73	4.3
34	Clarkson, London	15	69	4.6

### Assists

##	Player	G	Ast	Ast/G
21	Johnson, Kymora	17	91	5.4
5	Vaughn, Yonta	15	56	3.7
23	Smith, Alexia	17	32	1.9
4	Brown, Jillian	15	29	1.9
1	Clark, Paris	14	18	1.3

### Rebounds Average

##	Player	G	Reb	Reb/G
20	Taylor, Camryn	17	108	6.4
4	Brown, Jillian	15	90	6.0
34	Clarkson, London	15	69	4.6
23	Smith, Alexia	17	75	4.4
21	Johnson, Kymora	17	73	4.3

### Steals

##	Player	G	Stl	Stl/G
21	Johnson, Kymora	17	29	1.7
1	Clark, Paris	14	17	1.2
23	Smith, Alexia	17	16	0.9
34	Clarkson, London	15	15	1.0
0	McGhee, Olivia	17	14	0.8

# 2023-24 CATEGORY LEADERS



## 2023-24 Virginia Women's Basketball Category Leaders All games

Page 3/3  
as of Jan 19, 2024

### Offensive Rebounds

##	Player	G	OReb	OReb/G
20	Taylor, Camryn	17	52	3.1
34	Clarkson, London	15	34	2.3
4	Brown, Jillian	15	28	1.9
1	Clark, Paris	14	24	1.7
23	Smith, Alexia	17	20	1.2

### Blocked Shots

##	Player	G	Blk	Blk/G
20	Taylor, Camryn	17	17	1.0
34	Clarkson, London	15	12	0.8
33	Brunelle, Sam	15	11	0.7
4	Brown, Jillian	15	9	0.6
41	Lauterbach, Taylor	12	7	0.6

### Defensive Rebounds

##	Player	G	DReb	DReb/G
4	Brown, Jillian	15	62	4.1
21	Johnson, Kymora	17	60	3.5
20	Taylor, Camryn	17	56	3.3
23	Smith, Alexia	17	55	3.2
1	Clark, Paris	14	36	2.6

### Minutes

##	Player	G	Min	Min/G
21	Johnson, Kymora	17	480	28:14
20	Taylor, Camryn	17	429	25:15
34	Clarkson, London	15	330	21:58
23	Smith, Alexia	17	323	18:59
1	Clark, Paris	14	293	20:54

### Fouls

##	Player	G	PF	PF/G
20	Taylor, Camryn	17	61	3.6
34	Clarkson, London	15	48	3.2
1	Clark, Paris	14	35	2.5
21	Johnson, Kymora	17	33	1.9
4	Brown, Jillian	15	26	1.7

### Turnovers

##	Player	G	TO	TO/G
21	Johnson, Kymora	17	41	2.4
20	Taylor, Camryn	17	32	1.9
1	Clark, Paris	14	27	1.9
5	Vaughn, Yonta	15	23	1.5
0	McGhee, Olivia	17	20	1.2

### Foul Outs

##	Player	G	FO
20	Taylor, Camryn	17	3
34	Clarkson, London	15	2

# 2023-24 RESULTS/LEADERS



## 2023-24 Virginia Women's Basketball Season Schedule/Results & Leaders All games

Page 1/1  
as of Jan 19, 2024

### Game Records

Record	Overall	Home	Away	Neutral
ALL GAMES	8-9	6-5	1-3	1-1
CONFERENCE	0-6	0-3	0-3	0-0
NON-CONFERENCE	8-3	6-2	1-0	1-1

### Team Results

Date	Opponent		Score	Att.	High Points	High Rebounds
11/08/2023	UMES	W	76-52	3797	(22) TAYLOR, Camryn	(13) BROWN, Jillian
11/12/2023	Campbell	W	74-49	3965	(16) TAYLOR, Camryn	(8) NOYAN, Edessa
11/15/2023	William & Mary	W	80-51	3588	(17) BROWN, Jillian	(7) TAYLOR, Camryn
						(7) BROWN, Jillian
11/19/2023	Oklahoma	L	67-82	4198	(17) TAYLOR, Camryn	(9) BROWN, Jillian
11/24/2023	vs Tulane	W	81-59	0	(14) VAUGHN, Yonta	(6) MCGHEE, Olivia
11/25/2023	vs LSU	L	73-76	1650	(19) CLARK, Paris	(7) BROWN, Jillian
						(7) CLARK, Paris
11/30/2023	Missouri	Wot	87-81	3701	(26) TAYLOR, Camryn	(13) SMITH, Alexia
12/03/2023	at La Salle	W	94-73	387	(17) JOHNSON, Kymora	(8) BROWN, Jillian
12/06/2023	Rider	W	78-51	3676	(18) TAYLOR, Camryn	(13) TAYLOR, Camryn
12/16/2023	Wofford	L	70-71	3955	(14) CLARK, Paris	(9) CLARKSON, London
					(14) MCGHEE, Olivia	
12/21/2023	Fordham	W	82-56	4208	(26) JOHNSON, Kymora	(8) TAYLOR, Camryn
12/31/2023	NC State	L	61-72	4541	(17) TAYLOR, Camryn	(15) TAYLOR, Camryn
01/04/2024	at Georgia Tech	L	60-63	1237	(19) TAYLOR, Camryn	(12) CLARK, Paris
01/07/2024	Duke	L	56-60	5041	(17) TAYLOR, Camryn	(8) JOHNSON, Kymora
01/11/2024	at NC State	L	66-93	5500	(22) TAYLOR, Camryn	(9) SMITH, Alexia
01/14/2024	at North Carolina	L	68-81	4579	(16) TAYLOR, Camryn	(7) TAYLOR, Camryn
						(7) CLARKSON, London
01/18/2024	Notre Dame	L	76-86	4152	(16) CLARK, Paris	(8) JOHNSON, Kymora
					(16) JOHNSON, Kymora	

### Attendance Summary

	Games	Attend	Avg/Game
Home	11	44822	4075
Away	4	11703	2926
Neutral	2	1650	825
<b>Total</b>	<b>17</b>	<b>58175</b>	<b>3422</b>

# 2023-24 VIRGINIA GAME HIGHS



## 2023-24 Virginia Women's Basketball Team High/Low Analysis All games

Page 1/4  
as of Jan 19, 2024

### Virginia - Game Highs

<b>POINTS</b>	94	at La Salle (12/03/2023)
	87	Missouri (11/30/2023)
	82	Fordham (12/21/2023)
	81	vs Tulane (N) (11/24/2023)
	80	William & Mary (11/15/2023)
<b>FIELD GOALS MADE</b>	33	at La Salle (12/03/2023)
	32	Missouri (11/30/2023)
<b>FIELD GOAL ATTEMPTS</b>	83	Oklahoma (11/19/2023)
	82	at NC State (01/11/2024)
<b>FIELD GOAL PERCENTAGE</b>	.534 (31-58)	Fordham (12/21/2023)
	.458 (33-72)	at La Salle (12/03/2023)
<b>3 PT FG MADE</b>	15	vs Tulane (N) (11/24/2023)
	12	Fordham (12/21/2023)
<b>3 PT FG ATTEMPTS</b>	35	vs Tulane (N) (11/24/2023)
	31	vs LSU (N) (11/25/2023)
	31	UMES (11/08/2023)
<b>3 PT FG PERCENTAGE</b>	.545 (12-22)	Fordham (12/21/2023)
	.429 (15-35)	vs Tulane (N) (11/24/2023)
<b>FREE THROWS MADE</b>	23	at La Salle (12/03/2023)
	22	Duke (01/07/2024)
<b>FREE THROW ATTEMPTS</b>	26	Duke (01/07/2024)
	25	at La Salle (12/03/2023)
	25	UMES (11/08/2023)
<b>FREE THROW PERCENTAGE</b>	.944 (17-18)	Notre Dame (01/18/2024)
	.920 (23-25)	at La Salle (12/03/2023)
<b>REBOUNDS</b>	60	Rider (12/06/2023)
	60	UMES (11/08/2023)
<b>ASSISTS</b>	22	at La Salle (12/03/2023)
	21	Fordham (12/21/2023)
<b>STEALS</b>	14	Oklahoma (11/19/2023)
	13	vs Tulane (N) (11/24/2023)
<b>BLOCKED SHOTS</b>	8	at Georgia Tech (01/04/2024)
	8	NC State (12/31/2023)
	8	William & Mary (11/15/2023)
	8	UMES (11/08/2023)
<b>TURNOVERS</b>	23	Notre Dame (01/18/2024)
	19	Fordham (12/21/2023)
	19	UMES (11/08/2023)
<b>FOULS</b>	35	Notre Dame (01/18/2024)
	25	at North Carolina (01/14/2024)
	25	Duke (01/07/2024)



# 2023-24 OPPONENT GAME HIGHS



## 2023-24 Virginia Women's Basketball Team High/Low Analysis All games

Page 2/4  
as of Jan 19, 2024

### Opponent - Game Highs

<b>POINTS</b>	93		at NC State (01/11/2024)
	86		Notre Dame (01/18/2024)
	82		Oklahoma (11/19/2023)
	81		at North Carolina (01/14/2024)
	81		Missouri (11/30/2023)
<b>FIELD GOALS MADE</b>	32		at NC State (01/11/2024)
	30		Oklahoma (11/19/2023)
<b>FIELD GOAL ATTEMPTS</b>	71		UMES (11/08/2023)
	70		NC State (12/31/2023)
<b>FIELD GOAL PERCENTAGE</b>	.485	(32-66)	at NC State (01/11/2024)
	.484	(30-62)	Oklahoma (11/19/2023)
<b>3 PT FG MADE</b>	13		Oklahoma (11/19/2023)
	11		Fordham (12/21/2023)
	11		Wofford (12/16/2023)
<b>3 PT FG ATTEMPTS</b>	34		at La Salle (12/03/2023)
	30		Fordham (12/21/2023)
	30		Oklahoma (11/19/2023)
<b>3 PT FG PERCENTAGE</b>	.435	(10-23)	at NC State (01/11/2024)
	.433	(13-30)	Oklahoma (11/19/2023)
<b>FREE THROWS MADE</b>	33		Notre Dame (01/18/2024)
	21		at Georgia Tech (01/04/2024)
<b>FREE THROW ATTEMPTS</b>	44		Notre Dame (01/18/2024)
	33		at Georgia Tech (01/04/2024)
<b>FREE THROW PERCENTAGE</b>	.895	(17-19)	NC State (12/31/2023)
	.857	(6-7)	Wofford (12/16/2023)
<b>REBOUNDS</b>	56		NC State (12/31/2023)
	49		Oklahoma (11/19/2023)
<b>ASSISTS</b>	22		Oklahoma (11/19/2023)
	20		at North Carolina (01/14/2024)
<b>STEALS</b>	13		Notre Dame (01/18/2024)
	12		Fordham (12/21/2023)
<b>BLOCKED SHOTS</b>	9		Duke (01/07/2024)
	7		at NC State (01/11/2024)
	7		Oklahoma (11/19/2023)
	7		Campbell (11/12/2023)
<b>TURNOVERS</b>	24		Oklahoma (11/19/2023)
	21		Campbell (11/12/2023)
<b>FOULS</b>	23		Duke (01/07/2024)
	21		Notre Dame (01/18/2024)
	21		at La Salle (12/03/2023)
	21		Campbell (11/12/2023)

# 2023-24 VIRGINIA GAME LOWS



## 2023-24 Virginia Women's Basketball Team High/Low Analysis All games

Page 3/4  
as of Jan 19, 2024

### Virginia - Game Lows

<b>POINTS</b>	56		Duke (01/07/2024)
	60		at Georgia Tech (01/04/2024)
	61		NC State (12/31/2023)
	66		at NC State (01/11/2024)
	67		Oklahoma (11/19/2023)
<b>FIELD GOALS MADE</b>	16		Duke (01/07/2024)
	20		NC State (12/31/2023)
<b>FIELD GOAL ATTEMPTS</b>	54		Duke (01/07/2024)
	58		Fordham (12/21/2023)
<b>FIELD GOAL PERCENTAGE</b>	.278	(20-72)	NC State (12/31/2023)
	.296	(16-54)	Duke (01/07/2024)
<b>3 PT FG MADE</b>	1		at Georgia Tech (01/04/2024)
	1		Oklahoma (11/19/2023)
<b>3 PT FG ATTEMPTS</b>	10		Duke (01/07/2024)
	15		Campbell (11/12/2023)
<b>3 PT FG PERCENTAGE</b>	.043	(1-23)	Oklahoma (11/19/2023)
	.063	(1-16)	at Georgia Tech (01/04/2024)
<b>FREE THROWS MADE</b>	6		at NC State (01/11/2024)
	6		vs Tulane (N) (11/24/2023)
<b>FREE THROW ATTEMPTS</b>	7		vs Tulane (N) (11/24/2023)
	8		at NC State (01/11/2024)
<b>FREE THROW PERCENTAGE</b>	.632	(12-19)	NC State (12/31/2023)
	.650	(13-20)	Rider (12/06/2023)
<b>REBOUNDS</b>	35		Duke (01/07/2024)
	37		Notre Dame (01/18/2024)
<b>ASSISTS</b>	11		Duke (01/07/2024)
	12		at NC State (01/11/2024)
	12		NC State (12/31/2023)
	12		Oklahoma (11/19/2023)
<b>STEALS</b>	5		at North Carolina (01/14/2024)
	5		Duke (01/07/2024)
	5		NC State (12/31/2023)
<b>BLOCKED SHOTS</b>	0		at North Carolina (01/14/2024)
	2		at NC State (01/11/2024)
	2		Rider (12/06/2023)
	2		at La Salle (12/03/2023)
<b>TURNOVERS</b>	10		Rider (12/06/2023)
	10		Missouri (11/30/2023)
<b>FOULS</b>	9		Fordham (12/21/2023)
	11		Rider (12/06/2023)

# 2023-24 OPPONENT GAME LOWS



## 2023-24 Virginia Women's Basketball Team High/Low Analysis All games

Page 4/4  
as of Jan 19, 2024

### Opponent - Game Lows

<b>POINTS</b>	49		Campbell (11/12/2023)
	51		Rider (12/06/2023)
	51		William & Mary (11/15/2023)
	52		UMES (11/08/2023)
	56		Fordham (12/21/2023)
<b>FIELD GOALS MADE</b>	18		vs Tulane (N) (11/24/2023)
	18		William & Mary (11/15/2023)
	18		Campbell (11/12/2023)
<b>FIELD GOAL ATTEMPTS</b>	52		Rider (12/06/2023)
	55		Duke (01/07/2024)
<b>FIELD GOAL PERCENTAGE</b>	.269	(18-67)	William & Mary (11/15/2023)
	.282	(20-71)	UMES (11/08/2023)
<b>3 PT FG MADE</b>	2		Duke (01/07/2024)
	2		vs LSU (N) (11/25/2023)
<b>3 PT FG ATTEMPTS</b>	8		vs LSU (N) (11/25/2023)
	14		Notre Dame (01/18/2024)
<b>3 PT FG PERCENTAGE</b>	.111	(2-18)	Duke (01/07/2024)
	.158	(3-19)	William & Mary (11/15/2023)
<b>FREE THROWS MADE</b>	3		Rider (12/06/2023)
	5		Fordham (12/21/2023)
<b>FREE THROW ATTEMPTS</b>	6		Fordham (12/21/2023)
	6		Rider (12/06/2023)
<b>FREE THROW PERCENTAGE</b>	.375	(6-16)	Campbell (11/12/2023)
	.500	(3-6)	Rider (12/06/2023)
<b>REBOUNDS</b>	22		Rider (12/06/2023)
	27		Wofford (12/16/2023)
<b>ASSISTS</b>	7		UMES (11/08/2023)
	9		vs Tulane (N) (11/24/2023)
<b>STEALS</b>	4		vs LSU (N) (11/25/2023)
	4		William & Mary (11/15/2023)
<b>BLOCKED SHOTS</b>	0		Fordham (12/21/2023)
	1		Wofford (12/16/2023)
	1		Rider (12/06/2023)
<b>TURNOVERS</b>	9		at North Carolina (01/14/2024)
	11		at NC State (01/11/2024)
	11		NC State (12/31/2023)
<b>FOULS</b>	9		Fordham (12/21/2023)
	10		vs Tulane (N) (11/24/2023)

# 2023-24 VIRGINIA INDIVIDUAL GAME HIGHS



## 2023-24 Virginia Women's Basketball Player Highs Analysis All games

Page 1/3  
as of Jan 19, 2024

### Virginia - Individual Game Highs

<b>POINTS</b>	26		Kymora Johnson vs Fordham (12/21/2023)
	26		Camryn Taylor vs Missouri (11/30/2023)
	22		Camryn Taylor at NC State (01/11/2024)
	22		Camryn Taylor vs UMES (11/08/2023)
	19		Camryn Taylor at Georgia Tech (01/04/2024)
	19		Paris Clark vs LSU (N) (11/25/2023)
<b>FIELD GOALS MADE</b>	10		Kymora Johnson vs Fordham (12/21/2023)
	10		Camryn Taylor vs Missouri (11/30/2023)
<b>FIELD GOAL ATTEMPTS</b>	21		Kymora Johnson vs NC State (12/31/2023)
	19		Kymora Johnson at NC State (01/11/2024)
	19		Camryn Taylor vs Missouri (11/30/2023)
<b>FIELD GOAL PERCENTAGE (min 5 made)</b>	1.000	(6-6)	Kymora Johnson at La Salle (12/03/2023)
	.833	(5-6)	London Clarkson vs Missouri (11/30/2023)
<b>3 PT FG MADE</b>	6		Kymora Johnson vs Fordham (12/21/2023)
	5		Sam Brunelle vs LSU (N) (11/25/2023)
<b>3 PT FG ATTEMPTS</b>	11		Kymora Johnson vs NC State (12/31/2023)
	11		Sam Brunelle vs LSU (N) (11/25/2023)
<b>3 PT FG PERCENTAGE (min 2 made)</b>	1.000	(2-2)	Camryn Taylor at NC State (01/11/2024)
	1.000	(2-2)	Paris Clark vs NC State (12/31/2023)
	1.000	(2-2)	Olivia McGhee vs NC State (12/31/2023)
	1.000	(2-2)	Camryn Taylor vs NC State (12/31/2023)
<b>FREE THROWS MADE</b>	10		Camryn Taylor at La Salle (12/03/2023)
	8		Camryn Taylor vs UMES (11/08/2023)
<b>FREE THROW ATTEMPTS</b>	10		Camryn Taylor at La Salle (12/03/2023)
	9		Camryn Taylor vs Duke (01/07/2024)
	9		Camryn Taylor vs UMES (11/08/2023)
<b>FREE THROW PERCENTAGE (min 3 made)</b>	1.000	(10-10)	Camryn Taylor at La Salle (12/03/2023)
	1.000	(6-6)	Camryn Taylor vs Campbell (11/12/2023)
	1.000	(6-6)	London Clarkson vs Campbell (11/12/2023)
	1.000	(6-6)	Jillian Brown vs Campbell (11/12/2023)
	1.000	(5-5)	Camryn Taylor vs Oklahoma (11/19/2023)
	1.000	(5-5)	Jillian Brown vs UMES (11/08/2023)
	1.000	(4-4)	Jillian Brown vs Notre Dame (01/18/2024)
	1.000	(4-4)	Camryn Taylor at North Carolina (01/14/2024)
	1.000	(4-4)	Kymora Johnson vs Duke (01/07/2024)
	1.000	(4-4)	Camryn Taylor at Georgia Tech (01/04/2024)
	1.000	(4-4)	Kaydan Lawson at Georgia Tech (01/04/2024)
	1.000	(4-4)	Cady Pauley vs Rider (12/06/2023)
	1.000	(4-4)	Camryn Taylor vs Rider (12/06/2023)
	1.000	(4-4)	Paris Clark vs LSU (N) (11/25/2023)
	1.000	(4-4)	Kymora Johnson vs UMES (11/08/2023)
1.000	(3-3)	Sam Brunelle vs Duke (01/07/2024)	
1.000	(3-3)	Paris Clark vs Wofford (12/16/2023)	
<b>REBOUNDS</b>	15		Camryn Taylor vs NC State (12/31/2023)
	13		Camryn Taylor vs Rider (12/06/2023)
	13		Alexia Smith vs Missouri (11/30/2023)
	13		Jillian Brown vs UMES (11/08/2023)
<b>ASSISTS</b>	9		Kymora Johnson vs Wofford (12/16/2023)
	9		Kymora Johnson vs Tulane (N) (11/24/2023)
<b>STEALS</b>	4		Jillian Brown at La Salle (12/03/2023)
	4		Kymora Johnson vs Oklahoma (11/19/2023)
<b>BLOCKED SHOTS</b>	4		London Clarkson at Georgia Tech (01/04/2024)
	4		Camryn Taylor vs Campbell (11/12/2023)
<b>TURNOVERS</b>	6		Kymora Johnson vs Notre Dame (01/18/2024)
	6		Kymora Johnson vs Tulane (N) (11/24/2023)

# 2023-24 OPPONENT INDIVIDUAL GAME HIGHS



## 2023-24 Virginia Women's Basketball Player Highs Analysis All games

Page 2/3  
as of Jan 19, 2024

### Virginia - Individual Game Highs

Category	High	Game
FOULS	5	Camryn Taylor vs Notre Dame (01/18/2024)
	5	London Clarkson vs Notre Dame (01/18/2024)
	5	Camryn Taylor at NC State (01/11/2024)
	5	Camryn Taylor vs Duke (01/07/2024)
	5	London Clarkson at Georgia Tech (01/04/2024)

# NCAA STATISTICAL LEADERS

## Virginia - 2023-24 Women's Basketball Ranking Summary thru games 01/19/2024

Statistic	National Rank	Conference Rank	Value	National Leader	Value	Conference Leader	Value
Assist/Turnover Ratio (348 ranked)	51	6	1.10	Michigan St.	1.84	Virginia Tech	1.40
Assists Per Game (348 ranked)	58	5	15.9	Utah	21.8	Notre Dame	17.6
Bench Points Per Game (348 ranked)	31	2	26.4	Murray St.	41.0	Miami (FL)	28.6
Blocks Per Game (348 ranked)	26	4	4.9	South Carolina	9.1	Duke	7.1
Field Goal Percentage (348 ranked)	286	15	37.9	UConn	51.8	Notre Dame	47.5
Field Goal Percentage Defense (348 ranked)	111	8	38.5	South Carolina	29.3	NC State	34.0
Fouls Per Game (348 ranked)	307	15	19.4	Dartmouth	9.8	NC State	12.9
Free Throw Attempts Per Game (348 ranked)	97	7	18.41	LSU	30.26	NC State	20.82
Free Throw Percentage (348 ranked)	12	1	78.9	Creighton	82.6	Virginia	78.9
Free Throws Made Per Game (348 ranked)	48	5	14.53	LSU	22.32	Notre Dame	15.81
Rebound Margin (348 ranked)	54	6	6.1	UCLA	18.2	Notre Dame	10.1
Rebounds (Defensive) Per Game (348 ranked)	27	3	29.5	South Carolina	34.9	NC State	33.4
Rebounds (Offensive) Per Game (348 ranked)	13	2	16.1	Ga. Southern	18.9	Syracuse	17.1
Rebounds Per Game (348 ranked)	10	2	45.53	South Carolina	49.06	NC State	45.71
Scoring Defense (348 ranked)	257	12	68.0	VCU	50.2	Miami (FL)	57.9
Scoring Margin (348 ranked)	138	12	5.5	South Carolina	38.9	Notre Dame	24.8
Scoring Offense (348 ranked)	76	9	73.5	LSU	91.3	Notre Dame	85.0
Steals Per Game (348 ranked)	124	7	8.6	West Virginia	14.6	Boston College	12.6
Three Point Attempts Per Game (348 ranked)	62	3	23.2	FGCU	30.3	Virginia Tech	25.5
Three Point Percentage (348 ranked)	284	14	27.4	South Carolina	43.6	Virginia Tech	36.9
Three Point Percentage Defense (348 ranked)	140	6	30.0	Kansas St.	22.0	Notre Dame	26.8
Three Pointers Per Game (348 ranked)	144	7	6.4	Utah	11.6	Virginia Tech	9.4
Turnover Margin (348 ranked)	129	8	1.76	West Virginia	9.24	Boston College	7.16
Turnovers Forced Per Game (348 ranked)	184	8	16.24	Grambling	25.53	Boston College	22.47
Turnovers Per Game (348 ranked)	84	6	14.5	Colorado St.	8.8	Florida St.	11.4
Winning Percentage (348 ranked)	199	12	47.1	South Carolina	100.0	Louisville	88.9

Statistic	Player	National Rank	Conference Rank	Value	National Leader	Value	Conference Leader	Value
Assist/Turnover Ratio (250 ranked)	Yonta Vaughn Kymora Johnson	32 47	3 4	2.43 2.22	Taryn Sides, Kansas St.	3.80	Kaylah Ivey, Boston College	3.75
Assists (148 ranked)	Kymora Johnson	37	5	91	Caitlin Clark, Iowa	147	Kaylah Ivey, Boston College	120
Assists Per Game (248 ranked)	Kymora Johnson Yonta Vaughn	35 159	4 13	5.4 3.7	McKenna Hofschild, Colorado St.	8.4	Georgia Amoore, Virginia Tech	7.0
Blocks (134 ranked)					Josie Hill, Chicago St.	65	Makayla Timpson, Florida St.	54
Blocks Per Game (248 ranked)	Camryn Taylor	202	14	1.00	Lucy Cochrane, Portland	3.59	Makayla Timpson, Florida St.	2.84
Double Doubles (49 ranked)					Lauren Gustin, BYU	17	Elizabeth Kitley, Virginia Tech	13
Field Goal Attempts (147 ranked)	Kymora Johnson	141	12	217	Caitlin Clark, Iowa	414	Ta'Niya Latson, Florida St.	308
Field Goal Percentage (250 ranked)	Camryn Taylor	139	10	45.6	Lauren Betts, UCLA	69.0	Makayla Timpson, Florida St.	60.8
Field Goals (148 ranked)					Caitlin Clark, Iowa	199	Elizabeth Kitley, Virginia Tech	155
Free Throw Attempts (141 ranked)	Camryn Taylor	120	9	78	Angel Reese, LSU	151	Deja Kelly, North Carolina	114
Free Throw Percentage (250 ranked)	Camryn Taylor	35	3	87.2	Maya McDermott, UNI	95.1	Kiki Jefferson, Louisville Georgia Woolley, Syracuse	90.9 90.9
Free Throws (150 ranked)	Camryn Taylor	53	5	68	Angel Reese, LSU	112	Ta'Niya Latson, Florida St.	91
Minutes Per Game (150 ranked)					Megan McConnell, Duquesne	38.54	Dyaisha Fair, Syracuse	35.53
Points (198 ranked)	Camryn Taylor	162	13	253	Caitlin Clark, Iowa	589	Hannah Hidalgo, Notre Dame	386
Points Per Game (249 ranked)	Camryn Taylor	170	11	14.9	Caitlin Clark, Iowa	31.0	Hannah Hidalgo, Notre Dame	24.1
Rebounds (147 ranked)					Lauren Gustin, BYU	289	Elizabeth Kitley, Virginia Tech	194
Rebounds (Defensive) Per Game (30 ranked)					Lauren Gustin, BYU Saylor Poffenbarger, Arkansas	10.3 10.3	Elizabeth Kitley, Virginia Tech	8.2
Rebounds (Offensive) Per Game (30 ranked)					Angel Reese, LSU	5.7		
Rebounds Per Game (248 ranked)					Lauren Gustin, BYU	15.2	Elizabeth Kitley, Virginia Tech	11.4
Steals (136 ranked)					Hannah Hidalgo, Notre Dame	91	Hannah Hidalgo, Notre Dame	91
Steals Per Game (249 ranked)					Hannah Hidalgo, Notre Dame	5.69	Hannah Hidalgo, Notre Dame	5.69
Three Point Attempts (146 ranked)	Kymora Johnson	133	6	99	Caitlin Clark, Iowa	242	Dyaisha Fair, Syracuse	153
Three Point Percentage (169 ranked)					Te-Hina Paopao, South Carolina	56.8	Matilda Ekh, Virginia Tech	39.8
Three Pointers (135 ranked)					Caitlin Clark, Iowa	97	Dyaisha Fair, Syracuse	59
Three Pointers Per Game (237 ranked)					Caitlin Clark, Iowa	5.11	Dyaisha Fair, Syracuse	3.47
Triple Doubles (6 ranked)					Caitlin Clark, Iowa	4	Alyssa Ustby, North Carolina Zoe Brooks, NC State Hannah Hidalgo, Notre Dame	1 1 1





# 0 OLIVIA MCGHEE

Freshman • Guard • 6-2  
 Louisa, Va. • IMG Academy

## 2023-24

- Tied her season high of 14 points against Wofford (12/16) and No. 19 Notre Dame (1/18)
- Scored 14 points and tallied five rebounds against No. 25 Oklahoma (11/19)

## HIGH SCHOOL

- Ranked No. 45 in the 2023 espnW HoopGurlz recruit rankings
- Four-star recruit
- McDonald's All-America nominee
- Played three years at Louisa County High before transferring to IMG Academy in Florida for her senior season
- Led Louisa County to the program's first Class 4 State Championship her sophomore season, averaging 22.8 points and 11.5 rebounds per game
- 2021 Central Virginia Girls Basketball Player of the Year
- 2020 Second Team All-State
- As a freshman, she led the Jefferson District in scoring

## CAREER STATISTICS

### MCGHEE, Olivia

SEASON	TEAM	GP-GS	MIN/AVG	Field Goals		3-Point		F-Throws		Rebounds				Scoring						
				FG-FGA	FG%	3FG-3FGA	3FG%	FT-FTA	FT%	OFF	DEF	TOT	AVG	PF-FO	A	TO	BLK	STL	PTS	AVG
2023-24	UVa	17-2	268/15.8	43-109	.394	17-52	.327	19-22	.864	12	28	40	2.4	17-0	5	20	3	14	122	7.2
<b>TOTAL</b>		<b>17-2</b>	<b>268/15.8</b>	<b>43-109</b>	<b>.394</b>	<b>17-52</b>	<b>.327</b>	<b>19-22</b>	<b>.864</b>	<b>12</b>	<b>28</b>	<b>40</b>	<b>2.4</b>	<b>17-0</b>	<b>5</b>	<b>20</b>	<b>3</b>	<b>14</b>	<b>122</b>	<b>7.2</b>

### Single Game Highs

Statistic	Value
Points	14 vs Oklahoma 11/19/23, vs Wofford 12/16/23, vs Notre Dame 01/18/24
Rebounds	7 vs UMES 11/08/23
Assists	2 vs Tulane 11/24/23
Steals	2 5 times
Blocks	2 vs UMES 11/08/23
FG Made	6 vs Oklahoma 11/19/23, vs Wofford 12/16/23
FG Attempts	15 vs Oklahoma 11/19/23, vs Wofford 12/16/23
3FG Made	2 6 times
3FG Attempts	6 vs Wofford 12/16/23
FT Made	3 vs NC State 12/31/23
FT Attempts	4 vs NC State 12/31/23

## 2023-24 GAME-BY-GAME STATISTICS

### #0 MCGHEE, Olivia

Opponent	Date	GS	MIN	Total		3-Pointers		Free throws		Rebounds				PF	A	TO	BLK	STL	PTS	AVG
				FG-FGA	PCT	3FG-3FGA	PCT	FT-FTA	PCT	OFF	DEF	TOT	AVG							
UMES	11/08/2023		24:19	4-8	.500	2-4	.500	2-3	.667	1	6	7	7.0	1	0	2	2	0	12	12.0
Campbell	11/12/2023		20:23	1-3	.333	1-2	.500	2-2	1.000	1	1	2	4.5	1	0	2	0	2	5	8.5
William & Mary	11/15/2023		13:26	3-6	.500	2-3	.667	2-2	1.000	1	0	1	3.3	0	0	1	0	2	10	9.0
Oklahoma	11/19/2023		26:32	6-15	.400	0-5	.000	2-2	1.000	1	4	5	3.8	3	0	1	1	1	14	10.3
vs Tulane	11/24/2023	*	15:07	3-10	.300	1-5	.200	2-2	1.000	3	3	6	4.2	0	2	1	0	0	9	10.0
vs LSU	11/25/2023		04:40	0-2	.000	0-1	.000	0-0	.000	0	1	1	3.7	1	0	1	0	0	0	8.3
Missouri	11/30/2023		03:46	0-2	.000	0-2	.000	0-0	.000	0	0	0	3.1	1	0	1	0	0	0	7.1
at La Salle	12/03/2023		08:49	1-1	1.000	0-0	.000	0-0	.000	0	0	0	2.8	1	0	0	0	0	2	6.5
Rider	12/06/2023		07:15	2-4	.500	1-3	.333	0-0	.000	0	0	0	2.4	0	0	0	0	0	5	6.3
Wofford	12/16/2023		25:40	6-15	.400	2-6	.333	0-0	.000	1	2	3	2.5	1	0	1	0	1	14	7.1
Fordham	12/21/2023		17:15	2-8	.250	1-5	.200	0-0	.000	0	2	2	2.5	0	1	1	0	2	5	6.9
NC State	12/31/2023		18:09	3-4	.750	2-2	1.000	3-4	.750	1	0	1	2.3	2	0	1	0	2	11	7.3
at Georgia Tech	01/04/2024		04:20	0-1	.000	0-1	.000	0-0	.000	0	1	1	2.2	0	0	1	0	0	0	6.7
Duke	01/07/2024		05:12	0-3	.000	0-1	.000	0-0	.000	0	1	1	2.1	0	0	0	0	1	0	6.2
at NC State	01/11/2024		22:25	3-10	.300	1-4	.250	2-2	1.000	2	2	4	2.3	1	0	4	0	1	9	6.4
at North Carolina	01/14/2024		21:36	4-7	.571	2-4	.500	2-3	.667	1	3	4	2.4	1	1	2	0	0	12	6.8
Notre Dame	01/18/2024	*	29:19	5-10	.500	2-4	.500	2-2	1.000	0	2	2	2.4	4	1	1	0	2	14	7.2
<b>Totals</b>		<b>2</b>	<b>268:12</b>	<b>43-109</b>	<b>.394</b>	<b>17-52</b>	<b>.327</b>	<b>19-22</b>	<b>.864</b>	<b>12</b>	<b>28</b>	<b>40</b>	<b>2.4</b>	<b>17</b>	<b>5</b>	<b>20</b>	<b>3</b>	<b>14</b>	<b>122</b>	<b>7.2</b>

### Player Averages

Games Played	Minutes/game	Points/game	FG Pct	3FG Pct	FT Pct	Rebounds/game	Assists/game	Turnovers/game	Assist/Turnover ratio	Steals/game	Blocks/game
17	15.8	7.2	39.4	32.7	86.4	2.4	0.3	1.2	0.3	0.8	0.2



# 1 Paris Clark

Sophomore • Guard • 5-8

Bronx, N.Y. • Long Island Lutheran • Arizona

## 2023-24

- Recorded her first career double-double with 13 points and a career-high 12 rebounds at Georgia Tech (1/4)
- Tied for a team-best 14 points against Wofford (12/16)
- Scored a career-high 19 points, including 15 in the first half, against No. 7 LSU (11/25)
- Ranked the No. 33 incoming transfer according to ESPN

## 2022-23 (at Arizona)

- Played in 24 games, including 14 conference matchups
- Averaged 3.8 points per game and totaled three double-digit scoring performances
- Nearly had a double-double at Oregon with 10 rebounds and nine points
- Made a strong career debut with 10 points, seven rebounds and six steals against NAU
- Tallied nine points and six rebounds at Cal alongside two assists and a steal

## High School

- 2022 McDonald's All-American
- 2022 Jordan Brand All-American
- 2022 SLAM All-American
- 2022 New York Gatorade Player of the Year
- Five star recruit ranked No. 21 in the ESPN HoopGurlz overall recruit rankings and No. 5 at her position
- Averaged 25.2 points, 8.3 rebounds, 6.1 assists and 4.0 steals at Long Island Lutheran High School
- Long Island Player of the Year as senior

## CAREER STATISTICS

CLARK, Paris

SEASON	TEAM	GP-GS	MIN/AVG	Field Goals		3-Point		F-Throws		Rebounds				Scoring						
				FG-FGA	FG%	3FG-3FGA	3FG%	FT-FTA	FT%	OFF	DEF	TOT	AVG	PF-FO	A	TO	BLK	STL	PTS	AVG
2022-23	UA	24-0	318/13.3	36-99	.364	9-26	.346	11-24	.458	28	38	66	2.8	36-0	24	14	2	15	92	3.8
2023-24	UVa	14-11	293/20.9	49-125	.392	10-27	.370	21-23	.913	24	36	60	4.3	35-0	18	27	6	17	129	9.2
<b>TOTAL FOR UVa</b>		<b>14-11</b>	<b>293/20.9</b>	<b>49-125</b>	<b>.392</b>	<b>10-27</b>	<b>.370</b>	<b>21-23</b>	<b>.913</b>	<b>24</b>	<b>36</b>	<b>60</b>	<b>4.3</b>	<b>35-0</b>	<b>18</b>	<b>27</b>	<b>6</b>	<b>17</b>	<b>129</b>	<b>9.2</b>
<b>TOTAL</b>		<b>38-11</b>	<b>611/16.1</b>	<b>85-224</b>	<b>.379</b>	<b>19-53</b>	<b>.358</b>	<b>32-47</b>	<b>.681</b>	<b>52</b>	<b>74</b>	<b>126</b>	<b>3.3</b>	<b>71-0</b>	<b>42</b>	<b>41</b>	<b>8</b>	<b>32</b>	<b>221</b>	<b>5.8</b>

## Single Game Highs

Statistic	Value	
Points	19	vs LSU 11/25/23
Rebounds	12	at Georgia Tech 01/04/24
Assists	4	vs Stanford 02/09/23, vs Fordham 12/21/23, vs Notre Dame 01/18/24
Steals	6	vs Northern Ariz. 11/10/22
Blocks	2	vs Missouri 11/30/23
FG Made	7	vs LSU 11/25/23
FG Attempts	17	vs LSU 11/25/23
3FG Made	2	4 times
3FG Attempts	5	vs LSU 11/25/23
FT Made	4	at Oregon St. 02/25/23, vs LSU 11/25/23
FT Attempts	8	at Oregon St. 02/25/23

## 2023-24 GAME-BY-GAME STATISTICS

#1 CLARK, Paris

Opponent	Date	GS	MIN	Total		3-Pointers		Free throws		Rebounds				Scoring							
				FG-FGA	PCT	3FG-3FGA	PCT	FT-FTA	PCT	OFF	DEF	TOT	AVG	PF	A	TO	BLK	STL	PTS	AVG	
Oklahoma	11/19/2023		07:26	0-2	.000	0-1	.000	0-0	.000	0	0	0	0.0	1	0	1	0	0	0	0.0	
vs Tulane	11/24/2023		15:02	2-4	.500	1-2	.500	0-0	.000	0	2	2	1.0	3	0	1	0	0	5	2.5	
vs LSU	11/25/2023	*	26:03	7-17	.412	1-5	.200	4-4	1.000	2	5	7	3.0	3	0	1	0	3	19	8.0	
Missouri	11/30/2023	*	29:24	6-13	.462	2-3	.667	0-0	.000	2	2	4	3.3	4	2	2	2	2	14	9.5	
at La Salle	12/03/2023	*	17:15	5-10	.500	0-3	.000	2-2	1.000	2	4	6	3.8	1	1	2	0	0	12	10.0	
Rider	12/06/2023	*	13:28	1-6	.167	0-2	.000	0-0	.000	3	1	4	3.8	0	0	2	1	0	2	8.7	
Wofford	12/16/2023	*	24:54	5-9	.556	1-3	.333	3-3	1.000	3	2	5	4.0	2	3	1	0	1	14	9.4	
Fordham	12/21/2023	*	21:20	6-10	.600	1-1	1.000	2-2	1.000	0	2	2	3.8	1	4	3	0	2	15	10.1	
NC State	12/31/2023	*	17:27	2-6	.333	2-2	1.000	1-2	.500	0	2	2	3.6	2	0	1	0	0	7	9.8	
at Georgia Tech	01/04/2024	*	33:59	5-14	.357	0-1	.000	3-4	.750	7	5	12	4.4	3	3	4	1	3	13	10.1	
Duke	01/07/2024	*	15:13	0-4	.000	0-0	.000	2-2	1.000	1	0	1	4.1	3	0	2	1	0	2	9.4	
at NC State	01/11/2024	*	18:54	3-11	.273	0-1	.000	0-0	.000	3	3	6	4.3	4	0	2	0	2	6	9.1	
at North Carolina	01/14/2024	*	24:47	1-8	.125	0-0	.000	2-2	1.000	1	1	2	4.1	4	1	1	0	1	4	8.7	
Notre Dame	01/18/2024		27:22	6-11	.545	2-3	.667	2-2	1.000	0	7	7	4.3	4	4	4	1	3	16	9.2	
<b>Totals</b>			<b>11</b>	<b>292:34</b>	<b>49-125</b>	<b>.392</b>	<b>10-27</b>	<b>.370</b>	<b>21-23</b>	<b>.913</b>	<b>24</b>	<b>36</b>	<b>60</b>	<b>4.3</b>	<b>35</b>	<b>18</b>	<b>27</b>	<b>6</b>	<b>17</b>	<b>129</b>	<b>9.2</b>

## Player Averages

Games Played	Minutes/game	Points/game	FG Pct	3FG Pct	FT Pct	Rebounds/game	Assists/game	Turnovers/game	Assist/Turnover ratio	Steals/game	Blocks/game
14	20.9	9.2	39.2	37.0	91.3	4.3	1.3	1.9	0.7	1.2	0.4



# 4 Jillian Brown

Junior • Guard • 5-10

Grand Rapids, Mich. • East Grand Rapids HS • Northwestern

## 2023-24

- Tied her career best of four steals along with 12 points and eight rebounds at La Salle (12/3)
- Recorded first career double-double (14 pts, 13 rebounds) in 76-52 season-opening win over UMES (Nov. 8).

## At Northwestern (2021-23)

- Appeared in 57 games with 34 starts, including starting 25 of 27 contests her freshman season
- Averaged 8.0 points, 3.8 rebounds and 2.0 assists per game her freshman season with two 17-point games
- Averaged 6.6 points, 3.4 rebounds and 1.0 assists per game her sophomore season
- Turned in a career performance in the win over No. 4 Michigan, scoring a team-high 18 points while adding eight rebounds, three steals, two blocks and two assists (2/13/22)

## High School

- Ranked the No. 44 overall recruit in her class by Prospects Nation, No. 50 by ESPN
- 2021 Jersey Mike's Naismith National High School Girls Trophy Watch List
- Averaged 22.4 points, 8 rebounds, 4.2 assists and 3 steals per game during her junior season at East Grand Rapids High, while shooting 35.0 percent from 3FG

## CAREER STATISTICS

BROWN, Jillian

SEASON	TEAM	GP-GS	MIN/AVG	Field Goals			3-Point		F-Throws		Rebounds				Scoring					
				FG-FGA	FG%	3FG-3FGA	3FG%	FT-FTA	FT%	OFF	DEF	TOT	AVG	PF-FO	A	TO	BLK	STL	PTS	AVG
2021-22	NU	27-25	799/29.6	75-225	.333	33-123	.268	32-44	.727	22	80	102	3.8	63-1	53	56	12	23	215	8.0
2022-23	NU	30-9	642/21.4	64-221	.290	20-101	.198	50-59	.847	30	72	102	3.4	62-1	30	50	10	30	198	6.6
2023-24	UVa	15-6	292/19.5	30-98	.306	3-25	.120	33-39	.846	28	62	90	6.0	26-0	29	19	9	12	96	6.4
<b>TOTAL FOR UVa</b>		<b>15-6</b>	<b>292/19.5</b>	<b>30-98</b>	<b>.306</b>	<b>3-25</b>	<b>.120</b>	<b>33-39</b>	<b>.846</b>	<b>28</b>	<b>62</b>	<b>90</b>	<b>6.0</b>	<b>26-0</b>	<b>29</b>	<b>19</b>	<b>9</b>	<b>12</b>	<b>96</b>	<b>6.4</b>
<b>TOTAL</b>		<b>72-40</b>	<b>1733/24.1</b>	<b>169-544</b>	<b>.311</b>	<b>56-249</b>	<b>.225</b>	<b>115-142</b>	<b>.810</b>	<b>80</b>	<b>214</b>	<b>294</b>	<b>4.1</b>	<b>151-2</b>	<b>112</b>	<b>125</b>	<b>31</b>	<b>65</b>	<b>509</b>	<b>7.1</b>

## Single Game Highs

Statistic	Value	
Points	18	vs Michigan 02/13/22
Rebounds	13	vs UMES 11/08/23
Assists	7	vs South Dakota 11/25/21
Steals	4	at Michigan 12/04/22, at La Salle 12/03/23
Blocks	3	vs UMES 11/08/23
FG Made	7	vs Michigan 02/13/22, at DePaul 11/21/21, vs William & Mary 11/15/23
FG Attempts	18	at DePaul 11/21/21
3FG Made	4	vs Valparaiso 11/27/22
3FG Attempts	9	vs Valparaiso 11/27/22
FT Made	8	vs Ohio St. 12/28/22
FT Attempts	8	at Penn St. 02/06/22, vs Ohio St. 12/28/22

## 2023-24 GAME-BY-GAME STATISTICS

#4 BROWN, Jillian

Opponent	Date	GS	MIN	Total		3-Pointers		Free throws		Rebounds				Scoring						
				FG-FGA	PCT	3FG-3FGA	PCT	FT-FTA	PCT	OFF	DEF	TOT	AVG	PF	A	TO	BLK	STL	PTS	AVG
UMES	11/08/2023	*	30:28	4-10	.400	1-5	.200	5-5	1.000	1	12	13	13.0	3	1	3	3	1	14	14.0
Campbell	11/12/2023	*	28:15	3-12	.250	0-4	.000	6-6	1.000	2	5	7	10.0	2	2	0	1	1	12	13.0
William & Mary	11/15/2023	*	26:32	7-13	.538	1-2	.500	2-2	1.000	1	6	7	9.0	2	2	1	0	1	17	14.3
Oklahoma	11/19/2023	*	18:09	0-6	.000	0-3	.000	0-0	.000	1	8	9	9.0	1	2	2	0	0	0	10.8
vs Tulane	11/24/2023	*	14:29	2-7	.286	0-1	.000	1-1	1.000	2	1	3	7.8	1	2	1	0	1	5	9.6
vs LSU	11/25/2023		18:48	2-3	.667	0-0	.000	1-2	.500	4	3	7	7.7	1	3	2	1	1	5	8.8
Missouri	11/30/2023		16:48	0-4	.000	0-2	.000	5-6	.833	0	2	2	6.9	2	3	0	1	0	5	8.3
at La Salle	12/03/2023		20:11	5-10	.500	0-3	.000	2-2	1.000	4	4	8	7.0	2	3	1	0	4	12	8.8
Rider	12/06/2023		19:22	3-9	.333	0-1	.000	2-5	.400	6	5	11	7.4	1	3	1	0	2	8	8.7
Wofford	12/16/2023		11:23	0-4	.000	0-2	.000	2-2	1.000	0	3	3	7.0	2	1	3	0	0	2	8.0
Fordham	12/21/2023		11:20	0-3	.000	0-0	.000	0-0	.000	0	3	3	6.6	0	2	2	0	0	0	7.3
NC State	12/31/2023		16:31	0-2	.000	0-0	.000	0-0	.000	4	2	6	6.6	1	0	1	1	0	0	6.7
at Georgia Tech	01/04/2024		22:50	2-7	.286	0-1	.000	1-2	.500	2	2	4	6.4	1	1	2	1	1	5	6.5
Duke	01/07/2024	*	27:56	1-6	.167	1-1	1.000	2-2	1.000	0	5	5	6.3	4	3	0	1	0	5	6.4
Notre Dame	01/18/2024		08:57	1-2	.500	0-0	.000	4-4	1.000	1	1	2	6.0	3	1	0	0	0	6	6.4
<b>Totals</b>		<b>6</b>	<b>291:59</b>	<b>30-98</b>	<b>.306</b>	<b>3-25</b>	<b>.120</b>	<b>33-39</b>	<b>.846</b>	<b>28</b>	<b>62</b>	<b>90</b>	<b>6.0</b>	<b>26</b>	<b>29</b>	<b>19</b>	<b>9</b>	<b>12</b>	<b>96</b>	<b>6.4</b>

## Player Averages

Games Played	Minutes/game	Points/game	FG Pct	3FG Pct	FT Pct	Rebounds/game	Assists/game	Turnovers/game	Assist/Turnover ratio	Steals/game	Blocks/game
15	19.5	6.4	30.6	12.0	84.6	6.0	1.9	1.3	1.5	0.8	0.6



# 5 Yonta Vaughn

Sophomore • Guard • 5-8  
District Heights, Md. • Bishop McNamara HS

## 2023-24

- Scored a career-high 14 points in 81-59 win over Tulane (11/24)

## 2022-23

- All-ACC Academic Team
- Appeared in 28 games with seven starts, averaging 3.4 points and 2.3 rebounds per game
- 1.88 assist-to-turnover ratio with 79 assists to 42 turnovers
- Made her collegiate debut in the season-opener, grabbing six rebounds with four assists in 18 minutes (11/7)
- Had her first double-digit scoring game in her second outing, putting up 10 in the win against UMBC (11/10)
- Made her first collegiate start at Notre Dame, scoring five points with four assists (1/22)
- Dished eight assists at Syracuse, the most by a Cavalier in a single game this season (1/26)
- ACC Academic Honor Roll

## Background

- Four-year starting point guard for nationally-ranked Bishop McNamara High School
- No. 72 in the ESPN HoopGurlz rankings and No. 15 point guard
- McDonald's All-American nominee
- 2021-22 All-WCAC Second Team

## CAREER STATISTICS

VAUGHN, Yonta

		Field Goals		3-Point		F-Throws		Rebounds				Scoring								
SEASON	TEAM	GP-GS	MIN/AVG	FG-FGA	FG%	3FG-3FGA	3FG%	FT-FTA	FT%	OFF	DEF	TOT	AVG	PF-FO	A	TO	BLK	STL	PTS	AVG
2022-23	UVa	28-7	521/18.6	35-132	.265	17-69	.246	8-11	.727	8	55	63	2.3	25-0	79	42	8	17	95	3.4
2023-24	UVa	15-0	285/19.0	26-83	.313	11-42	.262	3-7	.429	2	33	35	2.3	14-0	56	23	1	10	66	4.4
<b>TOTAL</b>		<b>43-7</b>	<b>806/18.7</b>	<b>61-215</b>	<b>.284</b>	<b>28-111</b>	<b>.252</b>	<b>11-18</b>	<b>.611</b>	<b>10</b>	<b>88</b>	<b>98</b>	<b>2.3</b>	<b>39-0</b>	<b>135</b>	<b>65</b>	<b>9</b>	<b>27</b>	<b>161</b>	<b>3.7</b>

## Single Game Highs

Statistic	Value	
Points	14	vs Tulane 11/24/23
Rebounds	7	at Pittsburgh 02/05/23, vs Louisville 02/09/23
Assists	8	at Syracuse 01/26/23, vs UMES 11/08/23
Steals	2	6 times
Blocks	2	vs George Washington 11/07/22, vs Florida St. 01/19/23, at Syracuse 01/26/23
FG Made	5	vs Tulane 11/24/23, vs LSU 11/25/23
FG Attempts	11	vs Florida St. 01/19/23, vs Tulane 11/24/23
3FG Made	4	vs Tulane 11/24/23
3FG Attempts	8	vs Tulane 11/24/23
FT Made	4	vs Boston College 01/15/23
FT Attempts	4	vs Boston College 01/15/23, vs NC State 02/12/23

## 2023-24 GAME-BY-GAME STATISTICS

### #5 VAUGHN, Yonta

Opponent	Date	GS	MIN	Total		3-Pointers		Free throws		Rebounds				PF	A	TO	BLK	STL	PTS	AVG
				FG-FGA	PCT	3FG-3FGA	PCT	FT-FTA	PCT	OFF	DEF	TOT	AVG							
UMES	11/08/2023		30:28	2-6	.333	1-3	.333	0-2	.000	1	3	4	4.0	0	8	1	1	2	5	5.0
Campbell	11/12/2023		18:24	1-3	.333	0-2	.000	0-0	.000	0	3	3	3.5	0	4	2	0	0	2	3.5
William & Mary	11/15/2023		21:46	2-5	.400	0-2	.000	0-0	.000	0	4	4	3.7	4	3	2	0	1	4	3.7
Oklahoma	11/19/2023		10:16	0-5	.000	0-2	.000	0-0	.000	0	0	0	2.8	0	0	2	0	0	0	2.8
vs Tulane	11/24/2023		24:36	5-11	.455	4-8	.500	0-0	.000	1	4	5	3.2	1	4	1	0	0	14	5.0
vs LSU	11/25/2023		23:41	5-8	.625	3-4	.750	0-1	.000	0	1	1	2.8	0	7	1	0	0	13	6.3
Missouri	11/30/2023		13:50	0-3	.000	0-1	.000	0-0	.000	0	0	0	2.4	0	3	0	0	1	0	5.4
at La Salle	12/03/2023		20:12	2-4	.500	0-0	.000	0-0	.000	0	5	5	2.8	1	6	4	0	0	4	5.3
Rider	12/06/2023		20:11	1-3	.333	1-3	.333	0-0	.000	0	3	3	2.8	1	3	0	0	2	3	5.0
NC State	12/31/2023		06:44	0-4	.000	0-3	.000	0-0	.000	0	1	1	2.6	0	1	1	0	0	0	4.5
at Georgia Tech	01/04/2024		16:35	1-6	.167	0-3	.000	0-0	.000	0	2	2	2.5	3	3	1	0	1	2	4.3
Duke	01/07/2024		30:22	2-8	.250	0-3	.000	1-2	.500	0	4	4	2.7	2	6	5	0	1	5	4.3
at NC State	01/11/2024		17:47	3-8	.375	1-4	.250	0-0	.000	0	2	2	2.6	1	2	0	0	2	7	4.5
at North Carolina	01/14/2024		23:35	1-6	.167	1-3	.333	0-0	.000	0	1	1	2.5	0	3	3	0	0	3	4.4
Notre Dame	01/18/2024		07:03	1-3	.333	0-1	.000	2-2	1.000	0	0	0	2.3	1	3	0	0	0	4	4.4
<b>Totals</b>		<b>0</b>	<b>285:29</b>	<b>26-83</b>	<b>.313</b>	<b>11-42</b>	<b>.262</b>	<b>3-7</b>	<b>.429</b>	<b>2</b>	<b>33</b>	<b>35</b>	<b>2.3</b>	<b>14</b>	<b>56</b>	<b>23</b>	<b>1</b>	<b>10</b>	<b>66</b>	<b>4.4</b>

## Player Averages

Games Played	Minutes/game	Points/game	FG Pct	3FG Pct	FT Pct	Rebounds/game	Assists/game	Turnovers/game	Assist/Turnover ratio	Steals/game	Blocks/game
15	19.0	4.4	31.3	26.2	42.9	2.3	3.7	1.5	2.4	0.7	0.1



# 10 Mir McLean

Senior • Guard/Forward • 5-11

Baltimore, Md. • Roland Park County School • UConn

## 2022-23

- All-ACC Academic Team
- After missing the opener with an injury, made her season debut against UMBC, scoring 13 points, on 5-of-6 shooting, with eight rebounds (11/10)
- Logged her third career double-double at American with 11 points and 11 rebounds (11/20)
- Had a double-double of 11 points and a career-high 15 rebounds against Minnesota, giving her two double-doubles in three games (11/26)
- Followed the Minnesota game with her third double-double of the season with 11 points and 14 rebounds against ECU (11/27)
- Had her third-straight double-double (fourth in five games) at Penn State, scoring a career-high 24 points with 13 rebounds, while also dishing five assists (11/30)
- Had a double-double by halftime of the win at William & Mary (18 & 13), finishing the game with 22 points and a career-high 17 rebounds (12/7)
- Suffered a season-ending knee injury in the NC State game (1/8). She had grabbed 11 rebounds in the contest before leaving the game in the third quarter. She was ranked third in the ACC and 34th in the nation with 9.6 rebounds per game and led the ACC and is 22nd in the nation in offensive rebounds per game at 3.9 when her season ended. She ranked second on the team in scoring, averaging 12.2 points per game. She had a team-best five double-doubles this season

## Background

- Four-year starting point guard for nationally-ranked Bishop McNamara High School
- No. 72 in the ESPN HoopGurlz rankings and No. 15 point guard
- Ranked as the No. 49 recruit by Collegiate Girls Basketball and No. 66 by All-Star Girls Report
- McDonald's All-American nominee
- Two-time Washington Post All-Met honorable mention
- 2021-22 All-WCAC Second Team

## 2023-24 GAME-BY-GAME STATISTICS

## CAREER STATISTICS

MCLEAN, Mir

SEASON	TEAM	GP-GS	MIN/AVG	Field Goals		3-Point		F-Throws		Rebounds				Scoring						
				FG-FGA	FG%	3FG-3FGA	3FG%	FT-FTA	FT%	OFF	DEF	TOT	AVG	PF-FO	A	TO	BLK	STL	PTS	AVG
2020-21	UConn	24-0	171/7.1	26-56	.464	1-3	.333	15-20	.750	25	26	51	2.1	25-0	11	13	6	6	68	2.8
2021-22	UConn	14-9	314/22.4	45-104	.433	1-7	.143	34-50	.680	43	50	93	6.6	42-2	7	29	13	17	125	8.9
2022-23	UVa	15-13	345/23.0	66-115	.574	2-4	.500	49-75	.653	58	86	144	9.6	43-4	23	31	9	26	183	12.2
<b>TOTAL FOR UVa</b>		<b>26-22</b>	<b>651/25.0</b>	<b>111-218</b>	<b>.509</b>	<b>3-11</b>	<b>.273</b>	<b>83-123</b>	<b>.675</b>	<b>100</b>	<b>135</b>	<b>235</b>	<b>9.0</b>	<b>85-6</b>	<b>30</b>	<b>60</b>	<b>22</b>	<b>43</b>	<b>308</b>	<b>11.8</b>
<b>TOTAL</b>		<b>53-22</b>	<b>830/15.7</b>	<b>137-275</b>	<b>.498</b>	<b>4-14</b>	<b>.286</b>	<b>98-145</b>	<b>.676</b>	<b>126</b>	<b>162</b>	<b>288</b>	<b>5.4</b>	<b>110-6</b>	<b>41</b>	<b>73</b>	<b>28</b>	<b>49</b>	<b>376</b>	<b>7.1</b>

## Single Game Highs

Statistic	Value	
Points	24	at Penn St. 11/30/22
Rebounds	17	at William & Mary 12/07/22
Assists	5	at Penn St. 11/30/22
Steals	5	vs Wake Forest 11/13/22
Blocks	3	vs Virginia Tech 01/27/22, vs Duke 02/17/22
FG Made	8	vs Syracuse 02/08/22
FG Attempts	12	vs Syracuse 02/08/22, at Wake Forest 02/13/22
3FG Made	1	4 times
3FG Attempts	2	vs Miami (FL) 02/15/22, vs Virginia Tech 01/27/22, at American 11/20/22
FT Made	9	at Penn St. 11/30/22
FT Attempts	11	at Penn St. 11/30/22, at William & Mary 12/07/22





# 12 Edessa Noyan

Freshman • Forward • 6-3  
Södertälje, Sweden • Täljegymnasiet

## 2023-24

- Scored a season-high eight points against Rider (12/6)
- Pulled down a season-high eight rebounds against Campbell (11/12)

## Background

- Named to the U20 Swedish Junior National Team roster for the 2023 Nordic Championships and the U20 European Championships
- Helped the Swedish U 18 Junior National Team win the 2022 Nordic Championships, averaging 18.8 points per game while also pacing the squad in rebounding during their run
- Represented her country in Division A of the 2022 U18 European Championships
- Played on the Sodertälje Club Team, one of the best teams in Sweden's top division

## CAREER STATISTICS

### NOYAN, Edessa

SEASON TEAM	GP-GS	MIN/AVG	Field Goals		3-Point		F-Throws		Rebounds				Scoring						
			FG-FGA	FG%	3FG-3FGA	3FG%	FT-FTA	FT%	OFF	DEF	TOT	AVG	PF-FO	A	TO	BLK	STL	PTS	AVG
2023-24 UVa	13-1	110/8.5	8-21	.381	2-3	.667	2-4	.500	11	23	34	2.6	16-0	4	9	6	4	20	1.5
<b>TOTAL</b>	<b>13-1</b>	<b>110/8.5</b>	<b>8-21</b>	<b>.381</b>	<b>2-3</b>	<b>.667</b>	<b>2-4</b>	<b>.500</b>	<b>11</b>	<b>23</b>	<b>34</b>	<b>2.6</b>	<b>16-0</b>	<b>4</b>	<b>9</b>	<b>6</b>	<b>4</b>	<b>20</b>	<b>1.5</b>

### Single Game Highs

Statistic	Value	
Points	8	vs Rider 12/06/23
Rebounds	8	vs Campbell 11/12/23
Assists	2	vs William & Mary 11/15/23
Steals	2	vs Rider 12/06/23
Blocks	2	vs Notre Dame 01/18/24
FG Made	3	vs Rider 12/06/23
FG Attempts	7	vs Rider 12/06/23
3FG Made	1	vs UMES 11/08/23, vs Rider 12/06/23
3FG Attempts	2	vs Rider 12/06/23
FT Made	1	vs William & Mary 11/15/23, vs Rider 12/06/23
FT Attempts	2	vs William & Mary 11/15/23, vs Rider 12/06/23

## 2023-24 GAME-BY-GAME STATISTICS

### #12 NOYAN, Edessa

Opponent	Date	GS	MIN	Total		3-Pointers		Free throws		Rebounds				PF	A	TO	BLK	STL	PTS	AVG
				FG-FGA	PCT	3FG-3FGA	PCT	FT-FTA	PCT	OFF	DEF	TOT	AVG							
UMES	11/08/2023	*	15:05	2-2	1.000	1-1	1.000	0-0	.000	3	3	6	6.0	3	1	2	0	1	5	5.0
Campbell	11/12/2023		13:00	1-3	.333	0-0	.000	0-0	.000	2	6	8	7.0	2	0	2	0	1	2	3.5
William & Mary	11/15/2023		14:20	0-1	.000	0-0	.000	1-2	.500	1	4	5	6.3	0	2	1	1	0	1	2.7
Oklahoma	11/19/2023		04:16	0-1	.000	0-0	.000	0-0	.000	0	1	1	5.0	0	0	1	1	0	0	2.0
vs Tulane	11/24/2023		10:02	0-1	.000	0-0	.000	0-0	.000	0	1	1	4.2	1	0	0	0	0	0	1.6
vs LSU	11/25/2023		05:38	0-1	.000	0-0	.000	0-0	.000	0	1	1	3.7	2	0	2	0	0	0	1.3
Missouri	11/30/2023		05:53	0-1	.000	0-0	.000	0-0	.000	0	3	3	3.6	3	0	0	1	0	0	1.1
at La Salle	12/03/2023		04:02	1-2	.500	0-0	.000	0-0	.000	0	0	0	3.1	0	0	0	0	0	2	1.3
Rider	12/06/2023		15:10	3-7	.429	1-2	.500	1-2	.500	4	2	6	3.4	1	0	1	1	2	8	2.0
Duke	01/07/2024		04:08	0-0	.000	0-0	.000	0-0	.000	0	1	1	3.2	0	0	0	0	0	0	1.8
at NC State	01/11/2024		01:43	0-0	.000	0-0	.000	0-0	.000	0	0	0	2.9	0	0	0	0	0	0	1.6
at North Carolina	01/14/2024		04:50	0-0	.000	0-0	.000	0-0	.000	1	1	2	2.8	2	1	0	0	0	0	1.5
Notre Dame	01/18/2024		12:03	1-2	.500	0-0	.000	0-0	.000	0	0	0	2.6	2	0	2	0	2	1.5	
<b>Totals</b>		<b>1</b>	<b>110:10</b>	<b>8-21</b>	<b>.381</b>	<b>2-3</b>	<b>.667</b>	<b>2-4</b>	<b>.500</b>	<b>11</b>	<b>23</b>	<b>34</b>	<b>2.6</b>	<b>16</b>	<b>4</b>	<b>9</b>	<b>6</b>	<b>4</b>	<b>20</b>	<b>1.5</b>

### Player Averages

Games Played	Minutes/game	Points/game	FG Pct	3FG Pct	FT Pct	Rebounds/game	Assists/game	Turnovers/game	Assist/Turnover ratio	Steals/game	Blocks/game
13	8.5	1.5	38.1	66.7	50.0	2.6	0.3	0.7	0.4	0.3	0.5



# 14 Kaydan Lawson

Senior • Guard • 6-0  
Cleveland, Ohio • Orange HS

## 2022-23

- All-ACC Academic Team
- Appeared in 28 games with 18 starts
- Averaged 5.6 points and 4.5 rebounds per game. Had 30 steals with 15 blocked shots
- Scored a career-high 18 points in the opener against GW, passing her previous high of 14 against BC last season (11/7)
- 5-of-8 shooting for 15 points in the win against Wake Forest (11/13)
- Grabbed a career-high 15 rebounds against Boston College, also logging her first career double-double with 11 points (1/15)
- ACC Academic Honor Roll

## 2021-22

- Appeared in 26 of 27 games, missing the season-opener at JMU
- Averaged 4.3 points per game with 4.4 rebounds
- Had a team-high nine rebounds against USC, her first time leading the team in rebounds (11/14)
- Scored 10 points in the Richmond game, her first double-digit scoring game of the year (11/29)
- Led the team in rebounding at George Washington while also logging her second double-digit scoring game with 10 points (12/5)
- Made her first career start at Georgia Tech (1/9)
- Grabbed a career-high 14 rebounds at North Carolina (1/20), the highest single-game effort by a Cavalier this season
- Scored a team-high 10 points in the next game at Duke (1/23)
- Scored a career-high 14 points at Boston College (2/3)

## 2023-24 GAME-BY-GAME STATISTICS

### #14 LAWSON, Kaydan

Opponent	Date	GS	MIN	Total		3-Pointers		Free throws		Rebounds				PF				PTS	AVG	
				FG-FGA	PCT	3FG-3FGA	PCT	FT-FTA	PCT	OFF	DEF	TOT	AVG	A	TO	BLK	STL			
Oklahoma	11/19/2023		15:30	2-4	.500	1-3	.333	1-2	.500	1	3	4	4.0	3	1	0	0	2	6	6.0
vs Tulane	11/24/2023		16:33	0-3	.000	0-1	.000	0-0	.000	1	3	4	4.0	4	0	0	0	0	0	3.0
vs LSU	11/25/2023		01:38	0-0	.000	0-0	.000	0-0	.000	0	0	0	2.7	0	0	0	0	0	0	2.0
at La Salle	12/03/2023		11:10	3-6	.500	1-3	.333	0-0	.000	2	1	3	2.8	0	1	1	0	0	7	3.3
Rider	12/06/2023		12:06	1-3	.333	1-2	.500	0-2	.000	1	2	3	2.8	1	0	0	0	0	3	3.2
Wofford	12/16/2023		15:42	2-5	.400	0-2	.000	0-0	.000	2	4	6	3.3	0	1	4	0	2	4	3.3
Fordham	12/21/2023		15:23	2-4	.500	2-4	.500	0-0	.000	0	4	4	3.4	3	3	1	0	0	6	3.7
NC State	12/31/2023		12:22	0-1	.000	0-1	.000	1-2	.500	0	1	1	3.1	0	1	0	0	0	1	3.4
at Georgia Tech	01/04/2024		08:59	0-0	.000	0-0	.000	4-4	1.000	3	1	4	3.2	1	0	0	0	0	4	3.4
Duke	01/07/2024		06:45	0-0	.000	0-0	.000	0-0	.000	0	0	0	2.9	1	0	0	0	0	0	3.1
at NC State	01/11/2024		12:46	1-2	.500	0-1	.000	2-2	1.000	1	1	2	2.8	1	0	0	0	1	4	3.2
at North Carolina	01/14/2024		05:51	0-0	.000	0-0	.000	0-0	.000	0	0	0	2.6	2	0	0	0	0	0	2.9
Notre Dame	01/18/2024		10:18	1-3	.333	0-1	.000	0-0	.000	1	2	3	2.6	2	0	1	1	1	2	2.8
<b>Totals</b>		<b>0</b>	<b>145:03</b>	<b>12-31</b>	<b>.387</b>	<b>5-18</b>	<b>.278</b>	<b>8-12</b>	<b>.667</b>	<b>12</b>	<b>22</b>	<b>34</b>	<b>2.6</b>	<b>18</b>	<b>7</b>	<b>7</b>	<b>1</b>	<b>6</b>	<b>37</b>	<b>2.8</b>

## Player Averages

Games Played	Minutes/game	Points/game	FG Pct	3FG Pct	FT Pct	Rebounds/game	Assists/game	Turnovers/game	Assist/Turnover ratio	Steals/game	Blocks/game
13	11.2	2.8	38.7	27.8	66.7	2.6	0.5	0.5	1.0	0.5	0.1

## CAREER STATISTICS

### LAWSON, Kaydan

SEASON TEAM	GP-GS	MIN/AVG	Field Goals		3-Point		F-Throws		Rebounds				PF				Scoring		
			FG-FGA	FG%	3FG-3FGA	3FG%	FT-FTA	FT%	OFF	DEF	TOT	AVG	PF-FO	A	TO	BLK	STL	PTS	AVG
2020-21 UVa	5-1	125/24.9	14-42	.333	3-9	.333	14-18	.778	6	10	16	3.2	14-0	11	19	4	7	45	9.0
2021-22 UVa	26-1	522/20.1	41-146	.281	9-59	.153	20-38	.526	35	79	114	4.4	66-3	43	46	10	21	111	4.3
2022-23 UVa	28-18	623/22.3	51-165	.309	24-88	.273	30-44	.682	38	89	127	4.5	73-2	39	50	15	30	156	5.6
2023-24 UVa	13-0	145/11.2	12-31	.387	5-18	.278	8-12	.667	12	22	34	2.6	18-0	7	7	1	6	37	2.8
<b>TOTAL</b>	<b>72-20</b>	<b>1414/19.6</b>	<b>118-384</b>	<b>.307</b>	<b>41-174</b>	<b>.236</b>	<b>72-112</b>	<b>.643</b>	<b>91</b>	<b>200</b>	<b>291</b>	<b>4.0</b>	<b>171-5</b>	<b>100</b>	<b>122</b>	<b>30</b>	<b>64</b>	<b>349</b>	<b>4.8</b>

### Single Game Highs

Statistic	Value	
Points	18	vs George Washington 11/07/22
Rebounds	15	vs Boston College 01/15/23
Assists	5	vs Syracuse 02/08/22, vs North Carolina 01/12/23
Steals	4	vs Duke 02/19/23
Blocks	2	6 times
FG Made	7	vs George Washington 11/07/22
FG Attempts	15	at Duke 01/23/22
3FG Made	4	vs George Washington 11/07/22
3FG Attempts	8	vs Duke 02/19/23
FT Made	5	vs East Carolina 11/29/20, vs Clemson 12/10/20, vs Campbell 11/23/22
FT Attempts	7	vs Campbell 11/23/22



# 20 Camryn Taylor

Fifth Year • Forward • 6-2  
Peoria, Ill. • Richwoods HS • Marquette

## 2023-24

- Recorded her 10th career double-double with 17 points and a career-high 15 rebounds against No. 3 NC State (12/31)
- Finished with 18 points and 13 rebounds in UVA's win over Rider (12/6)
- Her 13 rebounds against the Broncs also tied her career high
- Finished a career-best 10-for-10 at the free throw at La Salle (12/3)
- Recorded her 12th career 20-point game with 22 points in UVA's 76-52 win over UMES (11/8)
- Also made a career-high eight free throws on nine attempts against the Hawks

## 2022-23

- All-ACC Second Team
- Started all 30 games, leading the team in scoring (13.9 ppg) and rebounding (6.3 rpg)
- Finished 10th in the ACC in points per game
- Finished seventh in the ACC in field goal shooting percentage (45.9 percent) and 10th in field goal percentage (74.5 percent)
- Logged 21 games scoring in double figures, including with two 20-point performances and two double-doubles
- Team's leading scorer in 14 of 30 games with seven times being the top rebounder
- Scored in double figures in each of the first four games of the season and six of the first seven

## CAREER STATISTICS

TAYLOR, Camryn

SEASON	TEAM	GP-GS	MIN/AVG	Field Goals		3-Point		F-Throws		Rebounds				Scoring						
				FG-FGA	FG%	3FG-3FGA	3FG%	FT-FTA	FT%	OFF	DEF	TOT	AVG	PF-FO	A	TO	BLK	STL	PTS	AVG
2019-20	Marq	31-0	506/16.3	114-214	.533	0-0	.000	59-94	.628	47	71	118	3.8	74-1	22	40	17	12	287	9.3
2020-21	Marq	26-26	640/24.6	128-248	.516	0-3	.000	55-82	.671	74	105	179	6.9	85-3	44	53	10	15	311	12.0
2021-22	UVa	12-12	326/27.2	60-149	.403	2-11	.182	32-43	.744	25	48	73	6.1	38-2	14	34	5	15	154	12.8
2022-23	UVa	30-30	748/24.9	168-366	.459	3-18	.167	79-106	.745	75	110	185	6.2	105-6	21	71	23	34	418	13.9
2023-24	UVa	17-16	429/25.2	89-195	.456	7-14	.500	68-78	.872	52	56	108	6.4	61-3	9	32	17	13	253	14.9
<b>TOTAL FOR UVa</b>		<b>59-58</b>	<b>1504/25.5</b>	<b>317-710</b>	<b>.446</b>	<b>12-43</b>	<b>.279</b>	<b>179-227</b>	<b>.789</b>	<b>152</b>	<b>214</b>	<b>366</b>	<b>6.2</b>	<b>204-11</b>	<b>44</b>	<b>137</b>	<b>45</b>	<b>62</b>	<b>825</b>	<b>14.0</b>
<b>TOTAL</b>		<b>116-84</b>	<b>2650/22.8</b>	<b>559-1172</b>	<b>.477</b>	<b>12-46</b>	<b>.261</b>	<b>293-403</b>	<b>.727</b>	<b>273</b>	<b>390</b>	<b>663</b>	<b>5.7</b>	<b>363-15</b>	<b>110</b>	<b>230</b>	<b>72</b>	<b>89</b>	<b>1423</b>	<b>12.3</b>

## Single Game Highs

Statistic	Value	
Points	27	vs Milwaukee 12/02/20, at Creighton 02/01/21, at James Madison 11/09/21
Rebounds	15	vs NC State 12/31/23
Assists	5	at Butler 01/24/21
Steals	3	6 times
Blocks	4	vs Morgan St. 12/18/22, vs Campbell 11/12/23
FG Made	12	vs Milwaukee 12/02/20, at Creighton 02/01/21
FG Attempts	22	vs Minnesota 11/26/22
3FG Made	2	vs NC State 12/31/23, at NC State 01/11/24, at North Carolina 01/14/24
3FG Attempts	3	vs George Washington 11/07/22, vs UMES 11/08/23, at North Carolina 01/14/24
FT Made	10	at La Salle 12/03/23
FT Attempts	10	vs Seton Hall 01/12/20, at James Madison 11/09/21, at La Salle 12/03/23

## 2023-24 GAME-BY-GAME STATISTICS

#20 TAYLOR, Camryn

Opponent	Date	GS	MIN	Total		3-Pointers		Free throws		Rebounds				PF	A	TO	BLK	STL	PTS	AVG
				FG-FGA	PCT	3FG-3FGA	PCT	FT-FTA	PCT	OFF	DEF	TOT	AVG							
UMES	11/08/2023	*	31:03	7-15	.467	0-3	.000	8-9	.889	7	2	9	9.0	3	1	5	0	1	22	22.0
Campbell	11/12/2023	*	27:45	5-12	.417	0-0	.000	6-6	1.000	1	2	3	6.0	3	0	2	4	2	16	19.0
William & Mary	11/15/2023	*	23:40	4-12	.333	0-0	.000	4-5	.800	3	4	7	6.3	3	1	2	2	1	12	16.7
Oklahoma	11/19/2023	*	24:07	6-12	.500	0-0	.000	5-5	1.000	5	1	6	6.3	4	1	2	1	2	17	16.8
vs Tulane	11/24/2023	*	17:10	4-6	.667	0-0	.000	0-0	.000	1	2	3	5.6	2	0	0	1	1	8	15.0
vs LSU	11/25/2023	*	20:50	1-9	.111	0-0	.000	2-2	1.000	2	2	4	5.3	3	0	1	2	1	4	13.2
Missouri	11/30/2023	*	39:12	10-19	.526	0-0	.000	6-7	.857	4	5	9	5.9	3	1	1	1	0	26	15.0
at La Salle	12/03/2023	*	21:35	0-5	.000	0-0	.000	10-10	1.000	2	3	5	5.8	4	2	0	0	1	10	14.4
Rider	12/06/2023	*	27:18	7-11	.636	0-0	.000	4-4	1.000	7	6	13	6.6	2	0	3	0	1	18	14.8
Wofford	12/16/2023	*	16:17	6-9	.667	0-0	.000	1-2	.500	3	1	4	6.3	3	0	1	0	0	13	14.6
Fordham	12/21/2023	*	26:13	4-9	.444	0-0	.000	2-3	.667	4	4	8	6.5	4	2	3	2	0	10	14.2
NC State	12/31/2023	*	31:02	7-16	.438	2-2	1.000	1-2	.500	4	11	15	7.2	4	1	3	0	0	17	14.4
at Georgia Tech	01/04/2024	*	32:29	7-12	.583	1-1	1.000	4-4	1.000	0	4	4	6.9	4	0	2	1	2	19	14.8
Duke	01/07/2024	*	21:57	5-10	.500	0-1	.000	7-9	.778	2	0	2	6.6	5	0	0	0	0	17	14.9
at NC State	01/11/2024	*	27:56	9-16	.563	2-2	1.000	2-4	.500	3	3	6	6.5	5	0	3	2	0	22	15.4
at North Carolina	01/14/2024	*	26:13	5-15	.333	2-3	.667	4-4	1.000	3	4	7	6.6	4	0	2	0	1	16	15.4
Notre Dame	01/18/2024	*	14:27	2-7	.286	0-2	.000	2-2	1.000	1	2	3	6.4	5	0	2	1	0	6	14.9
<b>Totals</b>			<b>16</b>	<b>429:13</b>	<b>.456</b>	<b>7-14</b>	<b>.500</b>	<b>68-78</b>	<b>.872</b>	<b>52</b>	<b>56</b>	<b>108</b>	<b>6.4</b>	<b>61</b>	<b>9</b>	<b>32</b>	<b>17</b>	<b>13</b>	<b>253</b>	<b>14.9</b>

## Player Averages

Games Played	Minutes/game	Points/game	FG Pct	3FG Pct	FT Pct	Rebounds/game	Assists/game	Turnovers/game	Assist/Turnover ratio	Steals/game	Blocks/game
17	25.2	14.9	45.6	50.0	87.2	6.4	0.5	1.9	0.3	0.8	1.0



# 21 Kymora Johnson

Freshman • Guard • 5-7  
Charlottesville, Va. • St. Anne's-Belfield

## 2023-24

- Scored a season-high 26 points on 10-of-13 shooting, including 6-of-7 from 3-point range, in UVA's win over Fordham (12/21)
- Also had five rebounds and seven assists against the Rams
- Tied her season high of nine assists against Wofford (12/16)
- Scored 17 points after shooting 6-for-6 from the field and 4-for-5 at the charity stripe at La Salle (12/3)
- Dished out nine assists in 81-59 win over Tulane (11/24)
- Recorded back-to-back games with 15 points against Maryland Eastern Shore (11/8) and Campbell (11/12)

## Background

- McDonald's High School All-American
- Won the three-point shooting contest at the McDonald's All-American game
- Two-time Gatorade State Player of the Year (2022-23)
- Two-time Max Preps Virginia Player of the Year (2022-23)
- Five-star recruit ranked No. 24 in the espnW HoopGurlz recruiting rankings
- Three-time VISAA Division I All-State
- Helped lead the West Virginia Thunder AAU team to a Girls' Under Armour National Championship
- Averaged 23.9 points, 8.0 rebounds, 5.6 assists and 4.4 steals per game her senior season

## CAREER STATISTICS

### JOHNSON, Kymora

		Field Goals		3-Point		F-Throws		Rebounds				Scoring									
SEASON	TEAM	GP-GS	MIN/AVG	FG-FGA	FG%	3FG-3FGA	3FG%	FT-FTA	FT%	OFF	DEF	TOT	AVG	PF	FO	A	TO	BLK	STL	PTS	AVG
2023-24	UVa	17-17	480/28.2	80-217	.369	24-99	.242	23-31	.742	13	60	73	4.3	33-0	91	41	6	29	207	12.2	
<b>TOTAL</b>	<b>17-17</b>	<b>480/28.2</b>	<b>80-217</b>	<b>.369</b>	<b>24-99</b>	<b>.242</b>	<b>23-31</b>	<b>.742</b>	<b>13</b>	<b>60</b>	<b>73</b>	<b>4.3</b>	<b>33-0</b>	<b>91</b>	<b>41</b>	<b>6</b>	<b>29</b>	<b>207</b>	<b>12.2</b>		

### Single Game Highs

Statistic	Value	
Points	26	vs Fordham 12/21/23
Rebounds	8	vs Duke 01/07/24, vs Notre Dame 01/18/24
Assists	9	vs Tulane 11/24/23, vs Wofford 12/16/23
Steals	4	vs Oklahoma 11/19/23
Blocks	2	vs Campbell 11/12/23
FG Made	10	vs Fordham 12/21/23
FG Attempts	21	vs NC State 12/31/23
3FG Made	6	vs Fordham 12/21/23
3FG Attempts	11	vs NC State 12/31/23
FT Made	5	at North Carolina 01/14/24
FT Attempts	6	at North Carolina 01/14/24

## 2023-24 GAME-BY-GAME STATISTICS

### #21 JOHNSON, Kymora

Opponent	Date	GS	MIN	Total		3-Pointers		Free throws		Rebounds				PF	A	TO	BLK	STL	PTS	AVG		
				FG-FGA	PCT	3FG-3FGA	PCT	FT-FTA	PCT	OFF	DEF	TOT	AVG									
UMES	11/08/2023	*	29:40	4-15	.267	3-10	.300	4-4	1.000	0	7	7	7.0	2	2	3	0	1	15	15.0		
Campbell	11/12/2023	*	26:45	7-14	.500	1-3	.333	0-1	.000	2	4	6	6.5	3	7	1	2	1	15	15.0		
William & Mary	11/15/2023	*	26:37	5-9	.556	1-5	.200	0-0	.000	0	3	3	5.3	1	3	1	1	0	11	13.7		
Oklahoma	11/19/2023	*	32:10	4-17	.235	0-7	.000	1-2	.500	0	2	2	4.5	2	6	1	0	4	9	12.5		
vs Tulane	11/24/2023	*	18:55	3-7	.429	3-6	.500	0-0	.000	0	1	1	3.8	2	9	6	1	3	9	11.8		
vs LSU	11/25/2023	*	21:36	4-13	.308	0-7	.000	0-0	.000	1	2	3	3.7	3	2	3	0	2	8	11.2		
Missouri	11/30/2023	*	33:26	4-13	.308	1-6	.167	0-2	.000	0	2	2	3.4	3	7	2	0	1	9	10.9		
at La Salle	12/03/2023	*	19:48	6-6	1.000	1-1	1.000	4-5	.800	0	1	1	3.1	1	4	3	0	3	17	11.6		
Rider	12/06/2023	*	25:39	3-9	.333	0-2	.000	1-1	1.000	3	4	7	3.6	1	4	0	0	1	7	11.1		
Wofford	12/16/2023	*	22:42	3-9	.333	0-5	.000	1-2	.500	0	1	1	3.3	1	9	2	1	1	7	10.7		
Fordham	12/21/2023	*	34:47	10-13	.769	6-7	.857	0-0	.000	0	5	5	3.5	0	7	1	0	2	26	12.1		
NC State	12/31/2023	*	33:16	4-21	.190	2-11	.182	1-2	.500	1	6	7	3.8	0	7	2	1	2	11	12.0		
at Georgia Tech	01/04/2024	*	28:24	3-14	.214	0-6	.000	0-0	.000	0	3	3	3.7	3	6	4	0	3	6	11.5		
Duke	01/07/2024	*	32:27	5-15	.333	0-3	.000	4-4	1.000	3	5	8	4.0	1	2	3	0	3	14	11.7		
at NC State	01/11/2024	*	33:05	6-19	.316	2-8	.250	0-0	.000	1	3	4	4.0	3	4	1	0	0	14	11.9		
at North Carolina	01/14/2024	*	27:48	3-9	.333	2-5	.400	5-6	.833	0	5	5	4.1	4	5	2	0	1	13	11.9		
Notre Dame	01/18/2024	*	32:57	6-14	.429	2-7	.286	2-2	1.000	2	6	8	4.3	3	7	6	0	1	16	12.2		
<b>Totals</b>			<b>17</b>	<b>480:02</b>	<b>.369</b>	<b>80-217</b>	<b>.369</b>	<b>24-99</b>	<b>.242</b>	<b>23-31</b>	<b>.742</b>	<b>13</b>	<b>60</b>	<b>73</b>	<b>4.3</b>	<b>33</b>	<b>91</b>	<b>41</b>	<b>6</b>	<b>29</b>	<b>207</b>	<b>12.2</b>

### Player Averages

Games Played	Minutes/game	Points/game	FG Pct	3FG Pct	FT Pct	Rebounds/game	Assists/game	Turnovers/game	Assist/Turnover ratio	Steals/game	Blocks/game
17	28.2	12.2	36.9	24.2	74.2	4.3	5.4	2.4	2.2	1.7	0.4



# 23 Alexia Smith

Senior • Guard • 5-8

Columbus, Ohio. • Columbus Africentric Early College • Minnesota

## 2023-24

- Recorded her first career double-double with 10 points and a career-high 13 rebounds in 87-81 overtime win over Missouri (11/30)

## 2022-23

- All-ACC Academic Team
- Appeared in 29 games with 13 starts
- Averaged 5.6 points and 4.2 rebounds per game.
- 58 assists with a 1.41 assist-to-turnover ratio. Also had 35 steals
- Made her Cavalier debut against UMBC, grabbing a career-high nine rebounds (11/10)
- Made her first start of the season against Campbell (11/23)
- Led the team in scoring with 11 points at Duke (12/21)
- Scored 14 points in the ACC Tournament game against Wake Forest
- ACC Academic Honor Roll

## At Minnesota (2020-22)

- Played two seasons for the Golden Gophers (2020-22), appearing in 52 games with 13 starts
- Averaged 3.9 points, 2.3 rebounds and 1.6 assists per game
- Scored a career-high 14 points against UTSA (11/28), hitting on a career-high five field goals, and added two steals and four rebounds
- Tallied 10 assists off the bench at the Battle 4 Atlantis (11/20-11/22) including a career-high five off the bench vs. No. 2/2 UConn

## CAREER STATISTICS

SMITH, Alexia

SEASON	TEAM	GP-GS	MIN/AVG	Field Goals		3-Point		F-Throws		Rebounds				Scoring						
				FG-FGA	FG%	3FG-3FGA	3FG%	FT-FTA	FT%	OFF	DEF	TOT	AVG	PF-FO	A	TO	BLK	STL	PTS	AVG
2020-21	MINN	19-12	521/27.4	36-94	.383	6-20	.300	14-19	.737	17	34	51	2.7	28-0	31	26	0	13	92	4.8
2021-22	MINN	33-1	537/16.3	41-115	.357	4-16	.250	25-39	.641	21	45	66	2.0	22-0	54	42	4	15	111	3.4
2022-23	UVa	29-13	665/22.9	67-178	.376	9-32	.281	19-25	.760	30	91	121	4.2	22-0	58	41	5	35	162	5.6
2023-24	UVa	17-15	323/19.0	31-80	.388	3-14	.214	7-13	.538	20	55	75	4.4	15-0	32	17	2	16	72	4.2
<b>TOTAL FOR UVa</b>		<b>46-28</b>	<b>988/21.5</b>	<b>98-258</b>	<b>.380</b>	<b>12-46</b>	<b>.261</b>	<b>26-38</b>	<b>.684</b>	<b>50</b>	<b>146</b>	<b>196</b>	<b>4.3</b>	<b>37-0</b>	<b>90</b>	<b>58</b>	<b>7</b>	<b>51</b>	<b>234</b>	<b>5.1</b>
<b>TOTAL</b>		<b>98-41</b>	<b>2045/20.9</b>	<b>175-467</b>	<b>.375</b>	<b>22-82</b>	<b>.268</b>	<b>65-96</b>	<b>.677</b>	<b>88</b>	<b>225</b>	<b>313</b>	<b>3.2</b>	<b>87-0</b>	<b>175</b>	<b>126</b>	<b>11</b>	<b>79</b>	<b>437</b>	<b>4.5</b>

## Single Game Highs

Statistic	Value	
Points	14	vs UTSA 11/28/21, vs Wake Forest 03/01/23
Rebounds	13	vs Missouri 11/30/23
Assists	6	at Miami (FL) 02/26/23, at NC State 01/11/24
Steals	3	5 times
Blocks	2	vs UMES 11/08/23
FG Made	6	vs Wake Forest 03/01/23
FG Attempts	11	vs Wake Forest 03/01/23
3FG Made	2	vs Indiana 12/23/20, at Penn St. 11/30/22
3FG Attempts	3	7 times
FT Made	4	4 times
FT Attempts	6	vs Purdue 01/28/21

## 2023-24 GAME-BY-GAME STATISTICS

### #23 SMITH, Alexia

Opponent	Date	GS	MIN	Total		3-Pointers		Free throws		Rebounds				PF	A	TO	BLK	STL	PTS	AVG	
				FG-FGA	PCT	3FG-3FGA	PCT	FT-FTA	PCT	OFF	DEF	TOT	AVG								
UMES	11/08/2023	*	20:32	1-6	.167	0-2	.000	0-0	.000	4	3	7	7.0	2	2	0	2	2	2	2.0	
Campbell	11/12/2023	*	25:48	4-6	.667	1-2	.500	1-2	.500	2	4	6	6.5	1	1	0	0	2	10	6.0	
William & Mary	11/15/2023	*	21:49	0-6	.000	0-1	.000	3-4	.750	3	3	6	6.3	0	4	0	0	0	3	5.0	
Oklahoma	11/19/2023	*	18:57	1-4	.250	0-0	.000	0-0	.000	0	2	2	5.3	0	0	0	0	2	4.3		
vs Tulane	11/24/2023		17:35	4-5	.800	0-1	.000	2-2	1.000	0	3	3	4.8	0	0	0	0	3	10	5.4	
vs LSU	11/25/2023	*	26:04	2-6	.333	0-3	.000	1-3	.333	2	3	5	4.8	3	1	3	0	1	5	5.3	
Missouri	11/30/2023	*	35:19	5-10	.500	0-2	.000	0-0	.000	4	9	13	6.0	0	3	2	0	2	10	6.0	
at La Salle	12/03/2023	*	14:00	0-4	.000	0-0	.000	0-0	.000	0	1	1	5.4	0	1	1	0	0	0	5.3	
Rider	12/06/2023	*	18:25	5-8	.625	1-1	1.000	0-0	.000	1	1	2	5.0	0	1	1	0	1	11	5.9	
Wofford	12/16/2023	*	23:35	3-7	.429	1-1	1.000	0-0	.000	0	4	4	4.9	1	3	2	0	0	7	6.0	
Fordham	12/21/2023	*	23:40	1-1	1.000	0-0	.000	0-0	.000	0	5	5	4.9	0	1	3	0	2	2	5.6	
NC State	12/31/2023	*	15:31	1-2	.500	0-0	.000	0-0	.000	0	3	3	4.8	2	2	1	0	1	2	5.3	
at Georgia Tech	01/04/2024	*	10:53	0-2	.000	0-1	.000	0-2	.000	0	3	3	4.6	2	1	0	0	0	0	4.9	
Duke	01/07/2024		08:30	1-1	1.000	0-0	.000	0-0	.000	0	0	0	4.3	0	0	2	0	0	2	4.7	
at NC State	01/11/2024	*	17:57	1-5	.200	0-0	.000	0-0	.000	2	7	9	4.6	0	6	1	0	0	2	4.5	
at North Carolina	01/14/2024	*	16:23	2-7	.286	0-0	.000	0-0	.000	2	3	5	4.6	2	5	1	0	0	4	4.5	
Notre Dame	01/18/2024	*	07:42	0-0	.000	0-0	.000	0-0	.000	0	1	1	4.4	2	1	0	0	0	0	4.2	
<b>Totals</b>			<b>15</b>	<b>322:41</b>	<b>31-80</b>	<b>.388</b>	<b>3-14</b>	<b>.214</b>	<b>7-13</b>	<b>.538</b>	<b>20</b>	<b>55</b>	<b>75</b>	<b>4.4</b>	<b>15</b>	<b>32</b>	<b>17</b>	<b>2</b>	<b>16</b>	<b>72</b>	<b>4.2</b>

## Player Averages

Games Played	Minutes/game	Points/game	FG Pct	3FG Pct	FT Pct	Rebounds/game	Assists/game	Turnovers/game	Assist/Turnover ratio	Steals/game	Blocks/game
17	19.0	4.2	38.8	21.4	53.8	4.4	1.9	1.0	1.9	0.9	0.1





# 32 Cady Pauley

Sophomore • Guard • 5-11  
Milan, Mo. • Milan HS

## 2022-23

- Appeared in 24 games, averaging 3.5 points and 1.1 rebounds per game
- Of her 30 made field goals, 22 were threes
- Made her collegiate debut against George Washington, scoring three points in 10 minutes on the court
- Had her first double-digit scoring game against UNCW, with 11 points in 18 minutes on the court (12/4)
- Ranked No. 9 in the Sportscenter Top 10 for a pass in the Morgan State game (12/20)
- Hit four three-pointers for a career-high 12 points at Clemson, her second double-digit scoring game of the year (2/23)

## Background

- Her 3,074 career points at Milan High rank eighth all-time in Missouri girl's basketball history
- Ranked 10th nationally by MaxPreps in scoring her senior season, averaging 33 points per game. Also averaged 9.7 rebounds per game
- Two-time Kirksville Daily Express Basketball Player of the Year and KMZU Player of the Year
- Three-time Prep Hoops All-State and two-time Class 3 All-State
- Four-time unanimous All-Conference selection
- Four-time first-team All-District
- McDonald's All-America nominee

## CAREER STATISTICS

### PAULEY, Cady

SEASON	TEAM	GP-GS	MIN/AVG	Field Goals		3-Point		F-Throws		Rebounds				PF-FO				Scoring		
				FG-FGA	FG%	3FG-3FGA	3FG%	FT-FTA	FT%	OFF	DEF	TOT	AVG	A	TO	BLK	STL	PTS	AVG	
2022-23	UVa	24-0	250/10.4	30-101	.297	22-80	.275	2-3	.667	7	19	26	1.1	17-1	16	17	2	7	84	3.5
2023-24	UVa	13-0	93/7.2	10-41	.244	5-33	.152	5-6	.833	3	6	9	0.7	8-0	5	4	2	2	30	2.3
<b>TOTAL</b>		<b>37-0</b>	<b>344/9.3</b>	<b>40-142</b>	<b>.282</b>	<b>27-113</b>	<b>.239</b>	<b>7-9</b>	<b>.778</b>	<b>10</b>	<b>25</b>	<b>35</b>	<b>0.9</b>	<b>25-1</b>	<b>21</b>	<b>21</b>	<b>4</b>	<b>9</b>	<b>114</b>	<b>3.1</b>

### Single Game Highs

Statistic	Value	
Points	12	at Clemson 02/23/23, at Miami (FL) 02/26/23
Rebounds	5	vs Wake Forest 03/01/23
Assists	2	6 times
Steals	3	at Notre Dame 01/22/23
Blocks	1	4 times
FG Made	4	vs UNCW 12/04/22, at Clemson 02/23/23, at Miami (FL) 02/26/23
FG Attempts	12	at Clemson 02/23/23, at Miami (FL) 02/26/23
3FG Made	4	at Clemson 02/23/23, at Miami (FL) 02/26/23
3FG Attempts	12	at Clemson 02/23/23
FT Made	4	vs Rider 12/06/23
FT Attempts	4	vs Rider 12/06/23

## 2023-24 GAME-BY-GAME STATISTICS

### #32 PAULEY, Cady

Opponent	Date	GS	MIN	Total		3-Pointers		Free throws		Rebounds				PF-FO				PTS		AVG	
				FG-FGA	PCT	3FG-3FGA	PCT	FT-FTA	PCT	OFF	DEF	TOT	AVG	A	TO	BLK	STL	PTS			
UMES	11/08/2023		08:52	0-5	.000	0-3	.000	0-0	.000	0	0	0	0.0	0	1	0	0	0	0	0	0.0
Campbell	11/12/2023		04:49	0-2	.000	0-2	.000	0-0	.000	0	0	0	0.0	0	0	0	0	0	0	0	0.0
William & Mary	11/15/2023		09:50	1-6	.167	0-4	.000	0-0	.000	3	1	4	1.3	1	0	0	1	1	2	0.7	
vs Tulane	11/24/2023		11:02	3-7	.429	2-6	.333	0-0	.000	0	1	1	1.3	2	1	0	0	1	8	2.5	
Missouri	11/30/2023		04:15	1-2	.500	1-2	.500	0-0	.000	0	0	0	1.0	1	0	1	0	0	3	2.6	
at La Salle	12/03/2023		11:39	2-6	.333	1-5	.200	0-0	.000	0	2	2	1.2	3	0	0	0	0	5	3.0	
Rider	12/06/2023		10:38	0-4	.000	0-4	.000	4-4	1.000	0	1	1	1.1	0	2	1	0	0	4	3.1	
Wofford	12/16/2023		07:42	1-3	.333	0-2	.000	0-0	.000	0	0	0	1.0	0	1	0	0	0	2	3.0	
Fordham	12/21/2023		08:36	2-3	.667	1-2	.500	1-2	.500	0	1	1	1.0	0	0	2	0	0	6	3.3	
at Georgia Tech	01/04/2024		02:59	0-0	.000	0-0	.000	0-0	.000	0	0	0	0.9	1	0	0	1	0	0	3.0	
Duke	01/07/2024		00:26	0-0	.000	0-0	.000	0-0	.000	0	0	0	0.8	0	0	0	0	0	0	2.7	
at NC State	01/11/2024		05:53	0-1	.000	0-1	.000	0-0	.000	0	0	0	0.8	0	0	0	0	0	0	2.5	
Notre Dame	01/18/2024		06:40	0-2	.000	0-2	.000	0-0	.000	0	0	0	0.7	0	0	0	0	0	0	2.3	
<b>Totals</b>			<b>0 93:20</b>	<b>10-41</b>	<b>.244</b>	<b>5-33</b>	<b>.152</b>	<b>5-6</b>	<b>.833</b>	<b>3</b>	<b>6</b>	<b>9</b>	<b>0.7</b>	<b>8</b>	<b>5</b>	<b>4</b>	<b>2</b>	<b>2</b>	<b>30</b>	<b>2.3</b>	

### Player Averages

Games Played	Minutes/game	Points/game	FG Pct	3FG Pct	FT Pct	Rebounds/game	Assists/game	Turnovers/game	Assist/Turnover ratio	Steals/game	Blocks/game
13	7.2	2.3	24.4	15.2	83.3	0.7	0.4	0.3	1.3	0.2	0.2



# 33 Sam Brunelle

Graduate Student • Forward • 6-2

Ruckersville, Va • William Monroe HS • Notre Dame

## 2023-24

- Katrina McClain Award (nation's top power forward) Watch List selection
- Represents UVA on the ACC's Student-Athlete Advisory Committee (SAAC) Executive Board

## 2022-23

- Started 21 games for the Cavaliers before having her season cut short by an injury, scoring in double figures in 14 of those games
- Averaged 11.0 points per game
- Shot 40.0 percent from three-point range (34-of-85) and 91.2 percent from the free throw line (31-of-34)
- Scored the 1,000th point of her collegiate career on Jan. 15 on a three-pointer with 1:42 remaining in the third quarter of the Boston College game. She scored 797 of her points at Notre Dame
- Coach's Award of Excellence winner at the Hoos Choice Awards
- Opened her UVA career with back-to-back doubles-digit scoring performances including scoring a team-high 21 points against UMBC. It was the eighth 20-point game of her career
- Went 3-of-3 from three-point range in the fourth quarter against Minnesota, tallying 17 points total (11/26)
- Scored 15 points to lead the team in the win against ECU, giving her an average of 16.0 point per game in the two games of the Cavalier Classic (11/27)

## CAREER STATISTICS

BRUNELLE, Sam

SEASON	TEAM	GP-GS	MIN/AVG	Field Goals		3-Point		F-Throws		Rebounds				Scoring						
				FG-FGA	FG%	3FG-3FGA	3FG%	FT-FTA	FT%	OFF	DEF	TOT	AVG	PF-FO	A	TO	BLK	STL	PTS	AVG
2019-20	ND	31-31	1050/33.9	162-408	.397	58-184	.315	50-67	.746	38	142	180	5.8	65-1	51	92	30	26	432	13.9
2020-21	ND	17-0	388/22.8	61-126	.484	23-60	.383	3-4	.750	12	52	64	3.8	43-2	27	36	8	6	148	8.7
2021-22	ND	32-0	528/16.5	90-200	.450	28-91	.308	9-14	.643	14	65	79	2.5	41-0	37	34	20	15	217	6.8
2022-23	UVa	21-21	563/26.8	83-180	.461	34-85	.400	31-34	.912	31	53	84	4.0	47-1	39	30	15	9	231	11.0
2023-24	UVa	15-8	281/18.7	29-89	.326	19-60	.317	10-13	.769	13	30	43	2.9	22-0	5	16	11	6	87	5.8
<b>TOTAL FOR UVa</b>		<b>36-29</b>	<b>844/23.4</b>	<b>112-269</b>	<b>.416</b>	<b>53-145</b>	<b>.366</b>	<b>41-47</b>	<b>.872</b>	<b>44</b>	<b>83</b>	<b>127</b>	<b>3.5</b>	<b>69-1</b>	<b>44</b>	<b>46</b>	<b>26</b>	<b>15</b>	<b>318</b>	<b>8.8</b>
<b>TOTAL</b>		<b>116-60</b>	<b>2810/24.2</b>	<b>425-1003</b>	<b>.424</b>	<b>162-480</b>	<b>.338</b>	<b>103-132</b>	<b>.780</b>	<b>108</b>	<b>342</b>	<b>450</b>	<b>3.9</b>	<b>218-4</b>	<b>159</b>	<b>208</b>	<b>84</b>	<b>62</b>	<b>1115</b>	<b>9.6</b>

## Single Game Highs

Statistic	Value	
Points	31	vs DePaul 12/11/19
Rebounds	13	vs Toledo 11/20/19
Assists	5	at Louisville 02/07/21, at Syracuse 01/31/21, vs Virginia Tech 01/29/23
Steals	4	at Boston College 02/13/20, at Wake Forest 01/13/22
Blocks	5	vs Florida St. 01/19/23
FG Made	13	vs DePaul 12/11/19
FG Attempts	20	at Duke 01/16/20
3FG Made	7	at Florida St. 03/01/20
3FG Attempts	12	at Virginia 01/26/20
FT Made	7	at Duke 12/21/22
FT Attempts	10	vs Toledo 11/20/19

## 2023-24 GAME-BY-GAME STATISTICS

### #33 BRUNELLE, Sam

Opponent	Date	GS	MIN	Total		3-Pointers		Free throws		Rebounds				PF	A	TO	BLK	STL	PTS	AVG
				FG-FGA	PCT	3FG-3FGA	PCT	FT-FTA	PCT	OFF	DEF	TOT	AVG							
William & Mary	11/15/2023		13:22	4-6	.667	2-4	.500	2-3	.667	1	3	4	4.0	1	0	1	0	0	12	12.0
Oklahoma	11/19/2023		23:02	3-9	.333	0-2	.000	0-0	.000	3	3	6	5.0	1	2	1	0	0	6	9.0
vs Tulane	11/24/2023		19:35	4-7	.571	4-5	.800	0-0	.000	0	4	4	4.7	1	1	2	1	1	12	10.0
vs LSU	11/25/2023	*	31:57	5-11	.455	5-11	.455	0-0	.000	0	3	3	4.3	4	0	0	3	0	15	11.3
Missouri	11/30/2023	*	11:32	1-5	.200	1-4	.250	0-0	.000	0	1	1	3.6	0	0	0	1	0	3	9.6
at La Salle	12/03/2023	*	22:23	4-11	.364	2-6	.333	0-0	.000	2	1	3	3.5	0	0	0	0	0	10	9.7
Rider	12/06/2023	*	23:07	2-11	.182	2-8	.250	1-2	.500	3	1	4	3.6	2	1	0	0	1	7	9.3
Wofford	12/16/2023	*	11:29	0-1	.000	0-0	.000	0-0	.000	1	2	3	3.5	0	0	1	1	3	0	8.1
Fordham	12/21/2023	*	15:24	1-3	.333	1-3	.333	0-0	.000	0	3	3	3.4	0	1	2	0	0	3	7.6
NC State	12/31/2023		22:24	1-7	.143	0-6	.000	4-5	.800	1	1	2	3.3	2	0	0	2	0	6	7.4
at Georgia Tech	01/04/2024		14:15	0-3	.000	0-2	.000	0-0	.000	0	1	1	3.1	1	0	1	0	0	0	6.7
Duke	01/07/2024		24:46	2-3	.667	1-1	1.000	3-3	1.000	0	4	4	3.2	3	0	1	3	0	8	6.8
at NC State	01/11/2024	*	18:45	1-5	.200	0-2	.000	0-0	.000	2	2	4	3.2	4	0	5	0	0	2	6.5
at North Carolina	01/14/2024	*	13:52	1-5	.200	1-4	.250	0-0	.000	0	1	1	3.1	2	0	1	0	1	3	6.2
Notre Dame	01/18/2024		15:09	0-2	.000	0-2	.000	0-0	.000	0	0	0	2.9	1	0	1	0	0	0	5.8
<b>Totals</b>		<b>8</b>	<b>281:01</b>	<b>29-89</b>	<b>.326</b>	<b>19-60</b>	<b>.317</b>	<b>10-13</b>	<b>.769</b>	<b>13</b>	<b>30</b>	<b>43</b>	<b>2.9</b>	<b>22</b>	<b>5</b>	<b>16</b>	<b>11</b>	<b>6</b>	<b>87</b>	<b>5.8</b>

## Player Averages

Games Played	Minutes/game	Points/game	FG Pct	3FG Pct	FT Pct	Rebounds/game	Assists/game	Turnovers/game	Assist/Turnover ratio	Steals/game	Blocks/game
15	18.7	5.8	32.6	31.7	76.9	2.9	0.3	1.1	0.3	0.4	0.7



# 34 London Clarkson

Graduate Student • Forward • 6-2

Pflugerville, Texas • Pflugerville HS • Florida State

## 2023-24

- Recorded a career-high four blocked shots at Georgia Tech (1/4)
- Tied for a career-high three assists at La Salle (12/3)
- Scored a season-high 17 points in 87-81 overtime win over Missouri (11/30)

## 2022-23

- All-ACC Academic Team
- Presented the "Teammate of the Year" award for women's basketball at the 2023 Hoos Choice Awards
- Appeared in 29 games with two starts
- Averaged 6.9 points and 3.6 rebounds per game
- Recorded 21 blocked shots and 16 steals
- Scored a career-high 18 points against Boston College (1/15), going 14-of-14 from the free throw line. She set the program's single-game record for free throw efficiency, eclipsing the Ariana Moorer's 2012 record of 13-of-13
- Back-to-back 15-point games at Syracuse (16) and at home against Virginia Tech (15)
- Came off the bench to score a career-high 23 points at North Carolina (2/2)
- Made her first start of the season at Pittsburgh, grabbing a career-high 10 rebounds (2/5)

## CAREER STATISTICS

### CLARKSON, London

SEASON	TEAM	GP-GS	MIN/AVG	Field Goals			3-Point		F-Throws		Rebounds				Scoring					
				FG-FGA	FG%	3FG-3FGA	3FG%	FT-FTA	FT%	OFF	DEF	TOT	AVG	PF-FO	A	TO	BLK	STL	PTS	AVG
2019-20	FSU	25-0	187/7.5	7-16	.438	0-0	.000	16-23	.696	15	21	36	1.4	22-0	9	9	3	3	30	1.2
2021-22	UVa	27-20	643/23.8	50-108	.463	0-2	.000	41-73	.562	39	65	104	3.9	93-8	24	68	15	24	141	5.2
2022-23	UVa	29-2	568/19.6	75-131	.573	0-1	.000	50-75	.667	49	55	104	3.6	80-3	19	53	21	16	200	6.9
2023-24	UVa	15-9	330/22.0	35-70	.500	0-0	.000	42-57	.737	34	35	69	4.6	48-2	9	17	12	15	112	7.5
<b>TOTAL FOR UVa</b>		<b>71-31</b>	<b>1541/21.7</b>	<b>160-309</b>	<b>.518</b>	<b>0-3</b>	<b>.000</b>	<b>133-205</b>	<b>.649</b>	<b>122</b>	<b>155</b>	<b>277</b>	<b>3.9</b>	<b>221-13</b>	<b>52</b>	<b>138</b>	<b>48</b>	<b>55</b>	<b>453</b>	<b>6.4</b>
<b>TOTAL</b>		<b>96-31</b>	<b>1728/18.0</b>	<b>167-325</b>	<b>.514</b>	<b>0-3</b>	<b>.000</b>	<b>149-228</b>	<b>.654</b>	<b>137</b>	<b>176</b>	<b>313</b>	<b>3.3</b>	<b>243-13</b>	<b>61</b>	<b>147</b>	<b>51</b>	<b>58</b>	<b>483</b>	<b>5.0</b>

### Single Game Highs

Statistic	Value	
Points	23	at North Carolina 02/02/23
Rebounds	10	at Pittsburgh 02/05/23
Assists	3	vs Richmond 11/28/21, vs NC State 02/12/23, at La Salle 12/03/23
Steals	4	vs Pittsburgh 02/20/22
Blocks	4	at Georgia Tech 01/04/24
FG Made	8	at North Carolina 02/02/23
FG Attempts	15	vs Virginia Tech 01/29/23
3FG Attempts	1	vs Virginia Tech 01/27/22, vs American 12/07/21, at Pittsburgh 02/05/23
FT Made	14	vs Boston College 01/15/23
FT Attempts	14	vs Boston College 01/15/23

## 2023-24 GAME-BY-GAME STATISTICS

### #34 CLARKSON, London

Opponent	Date	GS	MIN	Total		3-Pointers		Free throws		Rebounds				PF	A	TO	BLK	STL	PTS	AVG	
				FG-FGA	PCT	3FG-3FGA	PCT	FT-FTA	PCT	OFF	DEF	TOT	AVG								
Campbell	11/12/2023	*	28:43	3-7	.429	0-0	.000	6-6	1.000	1	2	3	3.0	2	2	1	0	2	12	12.0	
William & Mary	11/15/2023	*	19:45	2-4	.500	0-0	.000	2-2	1.000	1	3	4	3.5	4	0	1	2	1	6	9.0	
Oklahoma	11/19/2023	*	19:34	4-8	.500	0-0	.000	5-6	.833	4	0	4	3.7	4	0	1	0	3	13	10.3	
vs Tulane	11/24/2023	*	15:46	0-4	.000	0-0	.000	1-2	.500	3	1	4	3.8	1	1	0	1	3	1	8.0	
vs LSU	11/25/2023		19:05	1-2	.500	0-0	.000	2-2	1.000	3	0	3	3.6	4	1	1	0	0	4	7.2	
Missouri	11/30/2023		31:36	5-6	.833	0-0	.000	7-8	.875	4	3	7	4.2	2	1	0	0	1	17	8.8	
at La Salle	12/03/2023		19:46	4-6	.667	0-0	.000	3-4	.750	4	3	7	4.6	4	3	2	0	1	11	9.1	
Wofford	12/16/2023	*	32:45	2-4	.500	0-0	.000	3-4	.750	4	5	9	5.1	2	1	1	1	0	7	8.9	
Fordham	12/21/2023		26:02	3-4	.750	0-0	.000	3-4	.750	1	1	2	4.8	1	0	1	2	1	9	8.9	
NC State	12/31/2023	*	15:46	1-4	.250	0-0	.000	1-2	.500	0	1	1	4.4	4	0	1	1	0	3	8.3	
at Georgia Tech	01/04/2024	*	24:17	4-5	.800	0-0	.000	3-7	.429	2	4	6	4.5	5	0	2	4	2	11	8.5	
Duke	01/07/2024	*	17:50	0-3	.000	0-0	.000	3-4	.750	3	1	4	4.5	4	0	1	0	0	3	8.1	
at NC State	01/11/2024		09:05	0-2	.000	0-0	.000	0-0	.000	1	2	3	4.4	2	0	1	0	0	0	7.5	
at North Carolina	01/14/2024		31:33	4-7	.571	0-0	.000	2-4	.500	1	6	7	4.6	4	0	0	0	1	10	7.6	
Notre Dame	01/18/2024	*	18:03	2-4	.500	0-0	.000	1-2	.500	2	3	5	4.6	5	0	4	1	0	5	7.5	
<b>Totals</b>			<b>9</b>	<b>329:35</b>	<b>35-70</b>	<b>.500</b>	<b>0-0</b>	<b>.000</b>	<b>42-57</b>	<b>.737</b>	<b>34</b>	<b>35</b>	<b>69</b>	<b>4.6</b>	<b>48</b>	<b>9</b>	<b>17</b>	<b>12</b>	<b>15</b>	<b>112</b>	<b>7.5</b>

### Player Averages

Games Played	Minutes/game	Points/game	FG Pct	3FG Pct	FT Pct	Rebounds/game	Assists/game	Turnovers/game	Assist/Turnover ratio	Steals/game	Blocks/game
15	22.0	7.5	50.0	0.0	73.7	4.6	0.6	1.1	0.5	1.0	0.8



# 41 Taylor Lauterbach

Graduate Student • Center • 6-7  
Appleton, Wisc • Appleton West HS • K-State

## 2023-24

- Made one 3-pointer and recorded four rebounds and three blocks against No. 3 NC State (12/31)

## 2020-23 AT K-STATE

- Played in 2022 Red Bull USA Basketball 3X Nationals
- Two-time Big 12 Commissioner's Honor Roll
- 2022 and 2023 Academic All-Big 12 First Team
- Appeared in 75 games with five starts her junior seasons

## BACKGROUND

- 2020 and 13th among post players
- Ranked as the 13th center in the nation by ESPNW Hoopgurlz for the Class of 2020
- 2020 McDonald's All-American Game nominee
- 2020 Wisconsin Basketball Coaches Association (WBCA) D1 All-State Honorable Mention
- 2020 All-Fox Valley Association First Team after twice being named to the second team

## CAREER STATISTICS

### LAUTERBACH, Taylor

SEASON	TEAM	GP-GS		MIN/AVG		Field Goals		3-Point		F-Throws		Rebounds				Scoring										
		GP	GS	MIN	AVG	FG-FGA	FG%	3FG-3FGA	3FG%	FT-FTA	FT%	OFF	DEF	TOT	AVG	PF-FO	A	TO	BLK	STL	PTS	AVG				
2020-21	KState	24	0	222	9.2	19	44	.432	1	6	.167	7	20	.350	21	40	61	2.5	25	0	7	18	17	0	46	1.9
2021-22	KState	31	0	244	7.9	17	55	.309	0	4	.000	10	12	.833	10	42	52	1.7	32	0	3	15	13	2	44	1.4
2022-23	KState	20	5	144	7.2	9	29	.310	1	1	1.000	6	6	1.000	8	25	33	1.7	28	0	3	11	12	3	25	1.3
2023-24	UVa	12	0	96	8.0	5	21	.238	2	7	.286	6	8	.750	7	21	28	2.3	17	0	1	10	7	2	18	1.5
<b>TOTAL FOR UVa</b>		<b>12</b>	<b>0</b>	<b>96</b>	<b>8.0</b>	<b>5</b>	<b>21</b>	<b>.238</b>	<b>2</b>	<b>7</b>	<b>.286</b>	<b>6</b>	<b>8</b>	<b>.750</b>	<b>7</b>	<b>21</b>	<b>28</b>	<b>2.3</b>	<b>17</b>	<b>0</b>	<b>1</b>	<b>10</b>	<b>7</b>	<b>2</b>	<b>18</b>	<b>1.5</b>
<b>TOTAL</b>		<b>87</b>	<b>5</b>	<b>706</b>	<b>8.1</b>	<b>50</b>	<b>149</b>	<b>.336</b>	<b>4</b>	<b>18</b>	<b>.222</b>	<b>29</b>	<b>46</b>	<b>.630</b>	<b>46</b>	<b>128</b>	<b>174</b>	<b>2.0</b>	<b>102</b>	<b>0</b>	<b>14</b>	<b>54</b>	<b>49</b>	<b>7</b>	<b>133</b>	<b>1.5</b>

### Single Game Highs

Statistic	Value	
Points	10	vs Western Ky. 11/14/21
Rebounds	16	vs Idaho St. 12/08/20
Assists	3	vs Idaho St. 12/08/20
Steals	2	vs Rider 12/06/23
Blocks	6	at Central Ark. 12/05/20
FG Made	4	vs Western Ky. 11/14/21
FG Attempts	9	vs Idaho St. 12/08/20
3FG Made	1	4 times
3FG Attempts	3	vs NC State 12/31/23
FT Made	3	at Central Ark. 12/05/20
FT Attempts	8	at Central Ark. 12/05/20

## 2023-24 GAME-BY-GAME STATISTICS

### #41 LAUTERBACH, Taylor

Opponent	Date	GS	MIN	Total		3-Pointers		Free throws		Rebounds				PF	A	TO	BLK	STL	PTS	AVG
				FG-FGA	PCT	3FG-3FGA	PCT	FT-FTA	PCT	OFF	DEF	TOT	AVG							
UMES	11/08/2023		09:33	0-0	.000	0-0	.000	1-2	.500	1	3	4	4.0	1	0	3	0	0	1	1.0
Campbell	11/12/2023		06:09	0-0	.000	0-0	.000	0-0	.000	0	1	1	2.5	3	0	1	0	0	0	0.5
William & Mary	11/15/2023		08:53	1-3	.333	0-1	.000	0-0	.000	1	4	5	3.3	1	0	1	1	0	2	1.0
vs Tulane	11/24/2023		04:08	0-2	.000	0-0	.000	0-0	.000	0	2	2	3.0	1	0	0	0	0	0	0.8
at La Salle	12/03/2023		09:10	0-1	.000	0-0	.000	2-2	1.000	0	2	2	2.8	1	1	0	2	0	2	1.0
Rider	12/06/2023		07:21	1-1	1.000	0-0	.000	0-0	.000	1	1	2	2.7	2	0	1	0	2	2	1.2
Wofford	12/16/2023		07:51	0-2	.000	0-2	.000	0-0	.000	2	1	3	2.7	1	0	1	0	0	0	1.0
NC State	12/31/2023		10:48	1-5	.200	1-3	.333	0-0	.000	0	4	4	2.9	2	0	0	3	0	3	1.3
Duke	01/07/2024		04:29	0-1	.000	0-0	.000	0-0	.000	1	0	1	2.7	2	0	0	0	0	0	1.1
at NC State	01/11/2024		13:45	0-3	.000	0-0	.000	0-0	.000	1	1	2	2.6	0	0	0	0	0	0	1.0
at North Carolina	01/14/2024		03:32	1-1	1.000	0-0	.000	1-2	.500	0	0	0	2.4	0	0	0	0	0	3	1.2
Notre Dame	01/18/2024		10:00	1-2	.500	1-1	1.000	2-2	1.000	0	2	2	2.3	3	0	3	1	0	5	1.5
<b>Totals</b>		<b>0</b>	<b>95:38</b>	<b>5-21</b>	<b>.238</b>	<b>2-7</b>	<b>.286</b>	<b>6-8</b>	<b>.750</b>	<b>7</b>	<b>21</b>	<b>28</b>	<b>2.3</b>	<b>17</b>	<b>1</b>	<b>10</b>	<b>7</b>	<b>2</b>	<b>18</b>	<b>1.5</b>

### Player Averages

Games Played	Minutes/game	Points/game	FG Pct	3FG Pct	FT Pct	Rebounds/game	Assists/game	Turnovers/game	Assist/Turnover ratio	Steals/game	Blocks/game
12	8.0	1.5	23.8	28.6	75.0	2.3	0.1	0.8	0.1	0.2	0.6



# 2023-24 BROADCAST SHEET



**#0 OLIVIA MCGHEE**  
6-2 Guard  
Mineral, Va.



**#1 PARIS CLARK**  
5-8 Guard  
The Bronx, N.Y.



**#4 JILLIAN BROWN**  
5-10 Guard  
Grand Rapids, Mich.




**#5 YONTA VAUGHN**  
5-8 Guard  
District Heights, Md.




**#10 MIR MCLEAN**  
5-11 Guard/Forward  
Baltimore, Md.




**#12 EDESSA NOYAN**  
6-3 Forward  
Södertälje, Sweden



**#14 KAYDAN LAWSON**  
6-0 Guard  
Cleveland, Ohio



**#20 CAMRYN TAYLOR**  
6-2 Forward  
Peoria, Ill.



**#21 KYMORA JOHNSON**  
5-7 Guard  
Charlottesville, Va.



**#23 ALEXIA SMITH**  
5-8 Guard  
Columbus, Ohio



**#32 CADY PAULEY**  
5-11 Guard  
Milan, Mo.



**#33 SAM BRUNELLE**  
6-2 Forward  
Ruckersville, Va.



**#34 LONDON CLARKSON**  
6-2 Forward  
Pflugerville, Texas



**#41 TAYLOR LAUTERBACH**  
6-7 Center  
Appleton, Wisc.



**Amaka Agugua-Hamilton**  
Head Coach  
2nd Season




**CJ Jones**  
Assistant Coach  
2nd Season



**Tori Jankoska**  
Assistant Coach  
2nd Season



**Alysiah Bond**  
Assistant Coach  
2nd Season



**Janko Popovic**  
Assistant Coach  
2nd Season