

VIRGINIA

2023-24 WOMEN'S BASKETBALL GAME NOTES

GAME INFORMATION

Tipoff: Thu, Feb. 1, 2024 · 6 p.m.
Site: Blacksburg, Va. / Cassell Coliseum
Watch: ACC Network
– Jen Hildreth (pbp) & Brooke Weisbrod (analyst)
Radio: 98.9-FM/1070-AM WINA
– Luke Neer
Live Stats: VirginiaSports.com
Twitter: @UVAWomensHoops
Virginia vs. Virginia Tech: 51-18
Charlottesville: 24-9
Blacksburg: 20-8 **Neutral:** 7-1
First Meeting: Feb. 4, 1974 · L, 33-39 @UVA
Last Meeting: Jan. 29, 2023 · L, 60-72 @UVA
Winning Streak: 4 games by VT

2023-24 SCHEDULE/RESULTS

Overall: 10-10 **ACC:** 2-7
Home: 7-6 **Away:** 2-3 **Neutral:** 1-1

Date	Opponent	TV	Time/Result
Wed, Nov. 8	UMES	ACCNX	W, 76-52
Sun, Nov. 12	Campbell	ACCNX	W, 74-49
Wed, Nov. 15	William & Mary	ACCNX	W, 80-51
Sun, Nov. 19	#25 Oklahoma	ACCN	L, 67-82
Fri, Nov. 24	# vs. Tulane	Flo (\$)	W, 81-59
Sat, Nov. 25	# vs. #7 LSU	Flo (\$)	L, 73-76
Thu, Nov. 30	\$ Missouri	ACCN	W (OT), 87-81
Sun, Dec. 3	at La Salle	ESPN+	W, 94-73
Wed, Dec. 6	Rider	ACCNX	W, 78-51
Sat, Dec. 16	Wofford	ACCNX	L, 70-71
Thu, Dec. 21	Fordham	ACCNX	W, 82-56
Sun, Dec. 31	* #3 NC State	ACCN	L, 61-72
Thu, Jan. 4	* at Georgia Tech	ACCNX	L, 60-63
Sun, Jan. 7	* Duke	The CW	L, 56-60
Thu, Jan. 11	* at #6 NC State	ACCNX	L, 66-93
Sun, Jan. 14	* at #20 North Carolina	ACCN	L, 68-81
Thu, Jan. 18	* #19 Notre Dame	ACCNX	L, 76-86
Sun, Jan. 21	* at #15 Florida State	ACCNX	W, 91-87
Thu, Jan. 25	* Pittsburgh	ACCNX	L, 52-56
Sun, Jan. 28	* #20 North Carolina	The CW	W, 81-66
Thu, Feb. 1	* at #17 Virginia Tech	ACCN	6 p.m.
Sun, Feb. 4	* Clemson	ACCN	4 p.m.
Thu, Feb. 8	* at Boston College	ACCN	6 p.m.
Sun, Feb. 11	* at Wake Forest	ACCNX	2 p.m.
Sun, Feb. 18	* Syracuse	ACCN	2 p.m.
Thu, Feb. 22	* Miami	ACCNX	7 p.m.
Sun, Feb. 25	* at Louisville	The CW	12 p.m.
Thu, Feb. 29	* at Duke	ACCNX	7 p.m.
Sun, March 3	* Virginia Tech	ACCN	6 p.m.
March 6-10	ACC Tournament	ACCN/ESPN/ESPN2	

Bold – Home games

All times are Eastern

* – ACC regular-season game

– Cayman Islands Classic (George Town, Grand Cayman)

\$ – ACC/SEC Challenge

% – ACC Tournament (Greensboro, N.C.)



VS.



VIRGINIA CAVALIERS (10-10, 2-7 ACC)

Head Coach: Amaka Agugua-Hamilton (Hofstra '05, VCU '07)
At UVA: 25-25 (2nd season), Career: 99-40 (5th season)

VIRGINIA TECH HOKIES (16-4, 7-2 ACC)

Head Coach: Kenny Brooks (James Madison '92)
At VT: 171-78 (8th season); Career: 508-200 (22nd season)

FOR OPENERS

- The Cavaliers are in search of their third win over a ranked opponent in as many tries.
- **Kymora Johnson** has led UVA in scoring in its last four games, which include 35-point and 25-point performances in ranked wins over Florida State and North Carolina, respectively.
- The Hokies' current three-game win streak is tied with NC State for the longest among all ACC teams.
- Virginia (78.0) and Virginia Tech (76.9) are the league's top-2 free-throw shooting teams.

SERIES HISTORY

- Virginia leads the all-time series, which began in 1974, 51-18.
- Virginia is 20-8 all-time against the Hokies in games held in Blacksburg.
- Tech has won the last four meetings of the series, including the last two at Cassell Coliseum.
- From 2007-15, the Cavaliers won 18 straight games in the series.
- The Hokies have won six of the last seven meetings.
- On Jan. 26, 2017, the Cavaliers posted one of the most dominant victories in program history in a 76-27 rout over VT at John Paul Jones Arena.

LAST MEETING BETWEEN THE HOOS & VIRGINIA TECH

- Virginia Tech won both matchups last season, including the most recent, 72-60, on Jan. 29 at JPJ.
- The Hokies went up 16-2 in the first quarter and ultimately led by 15 points in the first half. UVA cut its deficit to as little as four with six minutes remaining, but eight unanswered points by the Hokies helped seal the win.
- With 22 points, **Camryn Taylor** recorded her then-second straight 20-point game, and **London Clarkson** tallied 15 points.
- Tech's Elizabeth Kitley scored 16 points and had seven rebounds and four blocked shots.

VIRGINIA'S PREVIOUS STARTING LINEUP

Pos.	No.	Player (Hometown)	Yr.	Ht.	PPG	RPG	APG	NOTES
G	21	Kymora Johnson (Charlottesville, Va.)	Fr.	5-7	14.2	4.7	5.3	McDonald's High School All-American; 2x Virginia Player of the Year
G	1	Paris Clark (Bronx, N.Y.)	So.	5-8	9.1	4.0	1.5	Transfer from Arizona; No. 33 transfer according to espnW
G	0	Olivia McGhee (Louisia, Va.)	Fr.	6-2	7.0	2.3	0.4	Played three years for Louisa HS; played senior year at IMG Academy
F	33	Sam Brunelle (Ruckersville, Va.)	Gr.	6-2	5.8	2.8	0.4	Katrina McClain Watch List selection (nation's top PF)
F	34	London Clarkson (Pflugerville, Texas)	Gr.	6-2	7.5	4.7	0.8	Appeared in 29 games last year; 19 career 10+ point games

OTHER KEY CONTRIBUTORS

Pos.	No.	Player (Hometown)	Yr.	Ht.	PPG	RPG	APG	NOTES
G	4	Jillian Brown (Grand Rapids, Mich.)	Jr.	5-10	6.1	5.8	1.9	Played two seasons at Northwestern (2021-23)
G	5	Yonta Vaughn (District Heights, Md.)	So.	5-8	4.4	2.3	3.7	Cayman Islands Classic All-Tournament Team
G/F	10	Mir McLean (Baltimore, Md.)	Sr.	5-11	0.0	0.0	0.0	Last year's second-leading scorer before suffering season-ending injury
F	12	Edessa Noyan (Södertälje, Sweden)	Fr.	6-3	2.2	2.7	0.3	Member of Swedish U20 national team; three-level scorer
G	14	Kaydan Lawson (Cleveland, Ohio)	Sr.	6-0	2.3	2.6	0.4	Appeared in 28 games, including 18 starts in 2022-23
F	20	Camryn Taylor (Peoria, Ill.)	5 th	6-2	14.1	6.3	0.5	2022 Second Team All-ACC; 10 career double-doubles
G	23	Alexia Smith (Columbus, Ohio)	Sr.	5-8	4.2	4.7	2.1	Appeared in 29 games in 2022-23, including 13 starts
G	32	Cady Pauley (Milan Mo.)	So.	5-11	2.5	0.6	0.3	Of her 30 made FGs in 2022-23, 22 of them were 3FGs
C	41	Taylor Lauterbach (Appleton, Wisc.)	Gr.	6-7	1.3	2.2	0.1	Transfer from Wisconsin; earned undergrad degree in three years



GAME NOTES

WINS OVER RANKED OPPONENTS

- For the first time since the 2013-14 season, the Cavaliers have recorded two wins over ranked opponents (at #15 Florida State and vs. #20 North Carolina).
- Prior to Virginia naming Amaka Agugua-Hamilton head coach on March 21, 2022, the Cavaliers had lost 27 consecutive matchups to ranked opponents.
- Entering its matchup against FSU, the Cavaliers were 3-47 in their last 50 games against ranked opponents.

AGUGUA-HAMILTON APPROACHING 100 CAREER WINS

- Virginia head coach Amaka Agugua-Hamilton is one win away from career No. 100.
- Currently in her fifth season overall as head coach, Agugua-Hamilton is 99-40 (.712) all-time, including 25-25 at UVA.
- In three seasons Missouri State (2019-22) Agugua-Hamilton compiled a 74-15 (.831) record, which included back-to-back NCAA Tournament berths.

KYMORA JOHNSON LEADING THE CHARGE

- First-year guard **Kymora Johnson** is one of the top freshmen in the nation.
- Johnson is currently leading the Cavaliers in scoring in conference play with an average of 16.78 points per game, good for 11th among all ACC players.
- She has led UVA in scoring in its last four games, including a career-high 35 points in the Hoos' 81-87 road upset over then-No. 15 Florida State (Jan. 21).
- In UVA's last four games, Johnson is averaging 23.25 points per game and shooting 57 percent from the field.
- Notre Dame's Hannah Hidalgo (5.6 apg) and Johnson (5.2 apg) are the nation's top-2 freshman assist leaders.

JOHNSON GARNERS WEEKLY HONORS

- **Kymora Johnson** was named ACC Rookie of the Week and U.S. Basketball Writers Association's Tamika Catchings national freshman of the week for her performance against Notre Dame (Jan. 18) and at then-No. 15 Florida State (Jan. 21).
- Johnson averaged 25.5 points, 7.5 rebounds, 6.5 assists and shot 59 percent from the field.
- She scored 35 points in the win over FSU, which tied for sixth all-time in program history.
- Johnson is the first Virginia player to be named ACC Rookie of the Week since Kylie Kornegay-Lucas was recognized on Nov. 25, 2019.
- Johnson is one of just two freshmen in school history to achieve that milestone with the other being Dawn Staley, who had 37 points at Wake Forest on Feb. 2, 1989.
- At the time, she was also one of just five freshmen nationally – and the only ACC freshman – to score 35 points in a game this season.
- Prior to Virginia's matchup in Tallahassee, the last time a Cavalier scored 35 points was on Jan. 21, 2010, when Monica Wright scored 39 points at Boston College.

OLD SCHOOL BASKETBALL

- For games played through Jan. 30, Virginia is ninth in the nation in rebounds per game (45.10), 14th in defensive rebounds per game (29.9), 21st in offensive rebounds per game (15.2) and 15th free throw percentage (78.0).
- The Hoos also lead the ACC in rebounding and free throw percentage.
- The Cavaliers are 10-5 this season when either leading or tying their opponents in rebounding.
- Virginia has been outrebounded in just four contests this season (vs. #7 LSU, #3 NC State, Duke, and #20 North Carolina).
- UVA has shot at least 80 percent from the charity stripe in eight games this season.

CAMRYN TAYLOR PROPELLING THE HOOS

- Fifth-year forward **Camryn Taylor** has led UVA in scoring in 10 games this season, including five ACC contests.
- She scored a season-high 26 points in UVA's overtime win over Missouri (Nov. 30).
- Her 26 points against the Tigers were just one shy of tying her career high.
- Taylor has scored in double figures 15 times this season and leads the team in double-doubles (3).
- She is currently 14th in the ACC in scoring (14.1 ppg).
- Taylor is currently second in the ACC and 32nd in the nation in free throw percentage (87.5).
- At La Salle (Dec. 3), Taylor went 10-for-10 at the charity stripe without hitting a basket from the field.

JOHNSON, VAUGHN AMONG THE ACC'S ASSISTS

LEADERS

- **Kymora Johnson** (5.2 apg) and **Yonta Vaughn** (3.7 apg) are one of two pairs of teammates in the ACC averaging at least 3.7 assists per game.
- Virginia is one of just 16 schools nationally with two players on its roster averaging at least 3.7 assists per game.
- Among those 16 programs, UVA is the only one with two underclassmen averaging at least 3.7 assists per game.
- Johnson is currently fifth in the league in assists per game, while Vaughn is 11th.
- Vaughn (2.43) and Johnson (1.98) are currently second and fifth, respectively, in the ACC in assist-to-turnover ratio.

VIRGINIA'S 91-87 ROAD TRIUMPH OVER NO. 15

FLORIDA STATE

- **Kymora Johnson** scored 35 points on 14-of-20 shooting, pulled down seven rebounds and dished out six assists to lead the Cavaliers to a 91-87 triumph over then-No. 15 Florida State at Tucker Center on Jan. 21.
- The win marked the Cavaliers' first in league play this season and first true road win over an ACC team since the 2019-20 season.
- UVA's 91 points were the most in regulation against an ACC opponent since Jan. 30, 1998, when the Cavaliers scored 93 against Georgia Tech.
- The last time UVA scored at least 91 points against an ACC foe was in quadruple overtime at NC State on Feb. 10, 2011, when the Hoos scored 103 points.
- The win marked Cavaliers' first in Tallahassee since the 2011-12 season.
- The victory was also UVA's first true road win over a ranked opponent since Feb. 13, 2011, when UVA toppled then-No. 11 Maryland, 60-57, in College Park, Md.
- Including Johnson, five Cavaliers finished with double-digit points.

HOOS RECEIVE VOTE IN AP TOP 25

- Following its 91-87 road win over then-No. 15 Florida State, Virginia received one vote in the subsequent AP top 25 poll, which was released Jan 22.
- Last year, the Cavaliers cracked the USA Today Coaches Poll at No. 25 after starting the season 12-0 in **Amaka Agugua-Hamilton's** first season as Virginia head coach.

HEAT CHECK

- After shooting 19.9 percent from 3-point range in its first four games of the season, the Cavaliers set the program single-game record with 15 made 3-pointers (35 attempts) in UVA's comeback win over Tulane (Nov. 24).
- Six different Cavaliers made a 3-pointer against the Green Wave, including **Sam Brunelle** (4-5 3FG) and **Yonta Vaughn** (4-8 3FG), who led the team with four each.
- UVA's previous record was 14 made 3s (24 attempts) at Rider on Jan. 2, 2008.
- In its 81-66 win over No. 20 North Carolina (Jan. 28), the Cavaliers went 11 for 19 (58 percent) from the 3-point range, its best mark of the season.

DON'T CALL IT A COMEBACK

- This season, the Cavaliers have successfully mounted two 15-point comebacks, their 81-59 triumph over Tulane (Nov. 24) and 87-81 overtime win over Missouri (Nov. 30).
- Virginia trailed the Tigers 28-13 with 9:30 left in the second quarter.
- Against Tulane, the Hoos trailed 19-5 with 3:01 remaining in the first quarter.
- UVA went on to lead by as many as 24 points [66-42] with 9:45 remaining against the Green Wave.
- Both comebacks are UVA's largest since it set the program record on Feb. 13, 2020, when the Cavaliers overcame a 22-point deficit in the Hoos' 69-64 win over Miami.
- Most recently, UVA overcame 13-point deficit with 7:51 to play in the second quarter in the Cavaliers' 81-66 victory over No. 20 North Carolina (Jan. 28).

NON-CONFERENCE SUCCESS

- Under head coach **Amaka Agugua-Hamilton**, UVA is 19-3 in non-conference action.
- The Cavaliers won their first 14 non-conference matchups before falling to No. 25 Oklahoma, 82-67, on Nov. 19.

COMIN' IN HOT

- With an average of 25.0 points from its bench, Virginia is currently 37th in the nation and third in the ACC in bench scoring.
- The Cavaliers have tallied at least 25 points from its bench in 10 games this season.
- In two of those games, the Cavaliers have scored at least 45 points from their reserves (Tulane – 49; La Salle – 45).
- In UVA's 81-59 comeback win over Tulane (Nov. 24), the Cavaliers scored 49 points off the bench, the most by UVA in a single game since Dec. 18, 2011, when its bench scored 55 points in a 92-43 victory over Radford.
- Additionally, the Hoos' top-3 scorers against the Green Wave in **Yonta Vaughn** (14 pts), **Sam Brunelle** (12 pts) and **Alexa Smith** (10 pts) came off the bench.

ON THE HORIZON

- Virginia returns home to host Clemson (9-12, 2-7 ACC) on Sunday (Feb. 4) in the Cavaliers' annual Play4Kay game.
- Tipoff from John Paul Jones Arena is set for 4 p.m. on ACC Network.

GAME NOTES

UVA'S RECORD UNDER AGUGUA-HAMILTON WHEN...

AMAKA AGUGUA-HAMILTON

OVERVIEW

- Amaka "Mox" Agugua-Hamilton was named Virginia's sixth head coach on March 21, 2022.
- Native of Herndon, Va., where she attended Oakton HS.
- Tripled the Cavaliers' win total (15) in 2022-23 from the previous two seasons combined.
- Recruited in the nation's No. 13 signing class of 2023.
- Led UVA to its first top-25 ranking in the USA Today Coaches Poll since 2010.
- Spent three seasons at Missouri State where she led the Lady Bears to back-to-back NCAA Tournament appearances, including a Sweet 16 appearance in 2021.
- Two-time MVC Coach of the Year (2020-21).
- 2020 WBCA Rookie Coach of the Year.
- 2021 WBCA National Coach of the Year finalist.
- Recorded nine wins over Power-5 teams in three seasons at MSU.
- First African-American woman to be named head coach for any sport at MSU.



EDUCATION

College: Hofstra '05, VCU '07

COACHING EXPERIENCE

Year	School (position)
2006-07	VCU (graduate assistant)
2007-09	VCU (assistant coach)
2009-11	Indiana (assistant coach)
2011-13	Old Dominion (assistant coach)
2013-15	Michigan State (assistant coach)
2015-19	Michigan State (associate head coach)
2019-22	Missouri State (head coach)
2022-pres.	Virginia (head coach)

THE AGUGUA-HAMILTON RECORD

Year	School	Record (Conf)	Postseason
2019-20	Missouri State	26-4 (16-2)	N/A (COVID-19)
2020-21	Missouri State	23-3 (16-0)	NCAA Sweet 16
2021-22	Missouri State	25-8 (14-4)	NCAA First Round
2022-23	Virginia	15-15 (4-14)	WNIT invitee
2023-24	Virginia	9-10 (1-7)	
Total	5 seasons	98-40	
Virginia	2 seasons	24-25 (5-21)	

AGUGUA-HAMILTON VS. 2023-24 OPPONENTS

Opponent	Career	UVA
Boston College	1-0	1-0
Campbell	2-0	2-0
Clemson	0-1	0-1
Duke	0-3	0-3
Florida State	2-1	1-1
Fordham	1-0	1-0
Georgia Tech	1-1	1-1
La Salle	1-0	1-0
Louisville	0-1	0-1
LSU	0-2	0-1
Maryland Eastern-Shore	2-0	2-0
Miami (Fla.)	0-1	0-1
Missouri	4-0	1-0
NC State	1-3	1-3
North Carolina	0-3	0-3
Notre Dame	0-2	0-2
Oklahoma	1-1	0-1
Pittsburgh	0-2	0-2
Rider	1-0	1-0
Syracuse	0-1	0-1
Tulane	1-0	1-0
Virginia Tech	1-2	0-2
Wake Forest	1-2	1-1
William & Mary	2-0	2-0
Wofford	0-1	0-1

EVERYBODY WANTS SOME

- After finishing fourth in the ACC in attendance (3,489) in 2022-23, UVA set a program record for season tickets sold this offseason after adding 1,000 new season ticket holders this year.
- For games played through Jan. 30, Virginia is currently third in the ACC and No. 23 in the nation in attendance (4,179/gm).
- Virginia hosted a season-high 5,690 for Alumni Day in John Paul Jones Arena in the Cavaliers' 81-66 win over No. 20 North Carolina (Jan. 28).
- Last season, Virginia also hosted 6,378 fans for National Girls and Women in Sports Day and Senior Day, which marked the highest attendance for a UVA women's basketball non-field trip day game since 2011.

CULTURE WINS

- Since becoming UVA's sixth head coach in the spring of 2022, one of Amaka "Mox" Agugua-Hamilton's biggest points of emphasis has been establishing a strong culture now and for years to come.
- A few of Virginia's team mantras include: Grind Now, Shine Later (#GNSL), Culture Wins, Give, and Family.
- Coach Mox has defined her mantra "Grind Now, Shine Later" as 'progress is a process'. When you focus on the work that's in front of you, the results and recognition will fall into place.

VIRGINIA TO HONOR DEBBIE RYAN FOR NATIONAL GIRLS & WOMEN IN SPORTS DAY

- Legendary Virginia women's basketball head coach **Debbie Ryan** will be honored at UVA's National Girls and Women in Sports Day (NGWSD) celebration on Sunday, Feb. 18, when the Cavaliers host Syracuse (2 p.m.).
- Since 1996, the Virginia Department of Athletics and the Maxine Platzer Lynn Women's Center have collaborated in a celebration of NGWSD, an event that brings national attention to the achievements of female athletes and issues facing girls and women in sport.
- In addition to honoring Ryan at halftime, Virginia Athletics will host a NGWSD pregame youth sports festival on the concourse of John Paul Jones Arena.
- After serving as an assistant coach for two years, Ryan became UVA's third women's basketball head coach in 1977 and led the Cavaliers for 34 seasons.
- Her teams earned a berth in the NCAA Tournament 24 times, including three consecutive Final Four appearances from 1990-92.
- Ryan guided the Cavaliers to three ACC Tournament titles and 11 ACC regular-season championships.
- She was honored as the Naismith Coach of the Year in 1991 by the Atlanta Tipoff Club and remains the only women's basketball coach to be named ACC Coach of the Year seven times.
- Ryan finished her tenure at UVA with a record of 736-323.
- She is currently one of 10 head coaches in Division-I women's basketball history to tally at least 700 wins at the same institution.
- In 2008 - while she was still head coach at UVA - Ryan was enshrined in the Women's Basketball Hall of Fame and the Virginia Sports Hall of Fame in 2012.

Category	All	2023-24
Leading at the half	18-4	7-3
Trailing at the half	7-19	3-6
Tied at the half	0-2	0-1
Playing in overtime	1-0	1-0
Playing a non-conference opponent	19-3	8-3
Playing an ACC opponent	6-21	2-7
Shooting 50% or better	4-0	2-0
Shooting between 40-49.9%	15-7	6-2
Shooting less than 40%	6-18	2-8
Opponents shoot 50% or better	0-5	0-0
Opponents shoot less than 50%	24-21	9-11
UVA outrebounds its opponent	20-10	9-5
Opponent outrebounds UVA	2-15	0-5
Teams are tied in rebounds	3-0	1-0
UVA has 10 or more steals	12-6	4-2
UVA shoots 70% FT or better	16-18	7-7
UVA shoots less than 70% FT	9-8	3-3
Scoring less than 50 points	0-0	0-0
Scoring 50-59 points	0-9	0-2
Scoring 60-69 points	4-11	0-5
Scoring 70-79 points	9-5	3-3
Scoring 80-89 points	9-0	5-0
Scoring more than 90 points	3-0	2-0
Allowing fewer than 50 points	5-0	1-0
Allowing fewer than 40 points	2-0	0-0
Playing in John Paul Jones Arena	18-11	7-6
Playing on the road	6-12	2-3
Playing on a neutral court	1-2	1-1
Game decided by 1-4 points	2-6	1-5
Game decided by 5-10 points	3-6	1-1
Game decided by 11+ points	20-13	8-4
Playing at night	10-13	3-4
Playing in the afternoon	14-12	6-6
Playing in the morning	1-0	1-0
Playing on Monday	1-0	0-0
Playing on Tuesday	0-0	0-0
Playing on Wednesday	7-2	3-0
Playing on Thursday	4-11	2-4
Playing on Friday	1-0	1-0
Playing on Saturday	1-2	0-2
Playing on Sunday	11-10	4-4
Playing in November	14-2	5-2
Playing in December	7-3	3-2
Playing in January	3-13	2-6
Playing in February	1-6	0-0
Playing in March	0-1	0-0

ACC PRESEASON POLL

- Virginia Tech (45) 1,116
- Notre Dame (14) 1,052
- North Carolina (1) 973
- Louisville (1) 867
- Florida State 855
- Miami 702
- Duke 686
- NC State 652
- Syracuse 504
- Virginia 438**
- Clemson 395
- Georgia Tech 342
- Boston College 226
- Wake Forest 192
- Pittsburgh 120

GAME NOTES

VIRGINIA ALL-TIME VS. 2023-24 OPPONENTS

Opponent	Overall
Boston College	18-6
Campbell	2-1
Clemson	45-34
Duke *	35-43
Florida State	36-22
Fordham	3-0
Georgia Tech	59-19
La Salle	1-0
Louisville	2-11
LSU	0-1
Maryland Eastern-Shore	3-0
Miami (Fla.)	10-12
Missouri	1-0
NC State *	41-43
North Carolina *	35-59
Notre Dame	3-11
Oklahoma	0-1
Pittsburgh	7-7
Rider	6-0
Syracuse	5-10
Tulane	1-3
Virginia Tech *	51-18
Wake Forest	69-10
William & Mary	13-0
Wofford	0-1

* - Two regular-season matchups scheduled in 2023-24

UPCOMING MILESTONES

Wins

100 Wins.....Amaka Agugua-Hamilton, 99

Games Played

125 GP.....Sam Brunelle, 119
Camryn Taylor, 118
100 GP.....Alexia Smith, 101
London Clarkson, 99
Taylor Lauterbach, 90

Total Points

1,500 Points.....Camryn Taylor, 1,438
Sam Brunelle, 1,132
600 Points.....Jillian Brown, 523
London Clarkson, 506
500 Points.....Alexia Smith, 448
Mir McLean, 376
Kaydan Lawson, 349

Field Goals Made

600 FGM.....Camryn Taylor, 565
500 FGM.....Sam Brunelle, 431

Rebounding

700 Rebounds.....Camryn Taylor, 674
500 Rebounds.....Sam Brunelle, 458
400 Rebounds.....London Clarkson, 326
Alexia Smith, 331
Jillian Brown, 309
300 Rebounds.....Kaydan Lawson, 298
Mir McLean, 288

Blocked Shots

75 Blocks.....Camryn Taylor, 74
London Clarkson, 53
50 Blocks.....Taylor Lauterbach, 49

Steals

100 Steals.....Camryn Taylor, 89
Alexia Smith, 80
Jillian Brown, 66
Kaydan Lawson, 67
London Clarkson, 60
50 Steals.....Mir McLean, 49

VIRGINIA INKS BREONA HURD TO CLASS OF 2024

- Virginia women's basketball head coach Amaka Agugua-Hamilton announced the signing of **Breona Hurd** (Waynesville, Mo.) to the Cavaliers' 2024 signing class on Wednesday (Nov. 8).
- On Jan. 9, Hurd was named a McDonald's All-American nominee.
- With 37 points in Waynesville's win over Washington on Jan. 26, Hurd became the school's all-time leading scorer (2,065).
- Agugua-Hamilton described Hurd as, "a versatile forward that can shoot, pass, and score in the low post. She is physical, can rebound and start the break."

THE RETURNERS

- This season, Virginia returns eight players from last year's squad, including Second Team All-ACC selection **Camryn Taylor** and 2024 Katrina McClain Watch List (nation's top power forward) selection **Sam Brunelle**.
- Other returners include guards **Kaydan Lawson**, **Alexia Smith**, **Cady Pauley** and **Yonta Vaughn**, and forwards **Mir McLean** and **London Clarkson**.

THE NEWCOMERS

- First years **Kymora Johnson**, **Olivia McGhee** and **Edessa Noyan** make up the nation's No. 13 recruiting class.
- In addition to Brunelle, both Johnson and McGhee are natives of the Charlottesville-area, while Noyan hails from Sweden.
- Johnson was also a two-time Gatorade Virginia Girls Basketball Player of the Year while attending St. Anne's-Belfield.
- In addition to its freshman class, UVA signed three players from the transfer portal this offseason in guards **Paris Clark** (Arizona) and **Jillian Brown** (Northwestern), and 6-7 center **Taylor Lauterbach** (K-State).
- Clark was ranked the nation's No. 33 transfer this offseason according to ESPN.com.

2023-24 OPPONENTS

- This season, UVA faces 10 different opponents that reached the 2023 NCAA Tournament.
- Both Oklahoma and reigning-national champion LSU are the two non-conference opponents that earned tournament berths.
- Eight ACC teams made the NCAA Tournament last season in Duke, Florida State, Louisville, Miami, NC State, North Carolina, Notre Dame and Virginia Tech.
- All four of UVA's ACC travel pod partners (Duke, NCSU, UNC & VT), which the Cavaliers will have to face twice during the regular season, made the big dance last year.

A LOOK BACK AT 2022-23

- After going 5-22 in 2021-22, Virginia tripled its win total (15-15) last year under Coach Mox in her first season at UVA.
- The Cavaliers received an invite to the 2023 WNIT, but declined to participate due to a lack of healthy players.
- Last year, Virginia garnered its first national ranking - No. 25 in the USA Today Coaches Poll - since the 2011-12 season.
- The Cavaliers kicked off their 2022-23 campaign by winning their first 12 games, the best start in program history since the 1994-95 season.

BRUNELLE NAMED TO KATRINA McCLAIN WATCH LIST

- For the second consecutive year, UVA forward **Sam Brunelle** was named a Katrina McClain Award Watch List selection, which was announced by the Naismith Memorial Basketball Hall of Fame and the WBCA on Oct. 19.
- The award, which is in its seventh year, recognizes the top power forward in NCAA Division I women's basketball. A national committee of top college basketball personnel determined the watch list of 20 candidates.
- Last season, Brunelle averaged 11.0 points per game, shot 40 percent from 3-point range and 91.2 percent from the free throw line. Brunelle started in 21 games for the Cavaliers in 2022-23 before her season was cut short due to injury.
- She scored in double figures in 14 games, helped the Hoos start 12-0 and achieve the program's first top-25 ranking - in the USA Today Coaches Poll - since 2010. Brunelle joined UVA in 2022 as a graduate transfer from Notre Dame.

WRIGHT INDUCTED INTO VIRGINIA SPORTS HALL OF FAME

- Former Cavalier Monica Wright Rogers was inducted into the Virginia Sports Hall of Fame as part of its class of 2024, the organization announced Nov. 27.
- A native of Woodbridge, Va., Wright Rogers was Virginia's the 2006 Gatorade Virginia Player of the Year and was selected as a WBCA All-American.
- During her four years at Virginia, Wright Rogers set program career records for total points (2,540), scoring average (19.1 ppg), field goals made (962), field goal attempts (2,207) and 25-point games (28), and ranks fourth on the all-time list with 372 steals.
- A three-time All-American, Wright Rogers was named the 2010 ACC Player of the Year, ACC Defensive Player of the Year and WBCA National Defensive Player of the Year. Following her graduation, she played seven seasons in the WNBA, winning two WNBA Championships, and was named to the 2010 All-Rookie Team.

UVA IN THE POLLS

Date	AP	USA/Coaches
Preseason	-	-
Nov. 13	-	-
Nov. 20	-	-
Nov. 27	-	-
Dec. 4	-	-
Dec. 11	-	-
Dec. 18	-	-
Dec. 25	-	-
Jan. 1	-	-
Jan. 8	-	-
Jan. 15	-	-
Jan. 22	RV	-
Jan. 29	-	-

GAME NOTES

JANKOSKA ENSHRINED IN SAGINAW COUNTY SPORTS HALL OF FAME

- Virginia assistant coach **Tori Jankoska**, arguably the best Michigan State women's basketball player of all-time, was enshrined in the Saginaw County (Mich.) Sports Hall of Fame on Nov. 5.
- Jankoska was a four-time all-state player for Freeland High School from 2010-13 where she scored a Saginaw County record 2,333 career points, also good for No. 9 all-time in the state of Michigan.
- Her senior year, she was crowned Michigan's Miss Basketball and the state's Gatorade Player of the Year.
- At Michigan State, she set the program's all-time scoring record (2,212).
- Jankoska was selected ninth overall by the Chicago Sky in the 2017 WNBA Draft and later played for the Polish basketball team, Basket Gdynia.
- Prior to her arrival at Virginia in 2022, Jankoska served as assistant coach for three seasons (2019-22) at Missouri State under current UVA head coach **Amaka Agugua-Hamilton**.

WILLOUGHBY IN THE WNBA

- Virginia alumnae Jocelyn Willoughby '20 wrapped up her third playing season in the WNBA with the New York Liberty.
- Willoughby and the Liberty reached the WNBA finals where they fell, 3-1, in the series to the Las Vegas Aces.
- Willoughby led the ACC in scoring as a senior, averaging 19.2 points and 7.7 rebounds per game.
- This year's Virginia team traveled to Brooklyn, N.Y. for game No. 2 of the WNBA finals, which the Liberty won, 87-73, in Barclays Center.
- After the win, the Cavaliers were able to tour the arena with Willoughby.



CAVALIERS SELECTED IN THE WNBA DRAFT

Year	Name	Team	Rd.	Pk.
1997	Wendy Palmer* (Elite Draft)	Utah Starzz	2	1
	Tammi Reiss*	Utah Starzz	1	5
	Tora Suber	Charlotte Sting	1	7
1999	Dawn Staley*	Charlotte Sting	1	9
2000	Lesley Brown (Expansion Draft)	Miami Sol	-	19
	Renee Robinson	Indiana Fever	4	9
2001	Svetlana Volnaya	Detroit Shock	3	6
2003	Telisha Quarles	Phoenix Mercury	3	4
2008	Sharnee Zoll	LA Sparks	3	1
2009	Lyndra Littles	Connecticut Sun	2	4
2010	Monica Wright	Minnesota Lynx	1	2
2020	Jocelyn Willoughby	Phoenix Mercury	1	10

CAVALIERS WHO HAVE PLAYED IN THE WNBA

Heidi Burge (LA Sparks 1997, Washington Mystics 1998)

Jenny Boucek (Cleveland Rockers 1997)

Wendy Palmer (Utah Starzz 1997-99; Detroit Shock 1999-02; Orlando Miracle 2002; Connecticut Sun 2003-04; San Antonio Silver Stars 2005; Seattle Storm 2006-07)

Tammi Reiss (Utah Starzz 1997-98)

Tora Suber (Charlotte Sting 1997-98; Orlando Miracle 1999)

Heather Burge (Sacramento Monarchs 1999)

Dawn Staley (Charlotte Sting 1999-2005; Houston Comets 2005-06)

Lesley Brown (Miami Sol, 2000)

DeMya Walker (Portland Fire 2000-02; Sacramento Monarchs 2003-09; Connecticut Sun 2010-11; Washington Mystics 2011; New York Liberty 2012-13)

Sharneé Zoll (Minnesota Lynx 2008, Chicago Sky 2013)

Monica Wright (Minnesota Lynx 2010-15; Seattle Storm 2015-16)

Jocelyn Willoughby (New York Liberty 2020-pres.)

WNBA CHAMPIONS

DeMya Walker (Sacramento Monarchs, 2005)

Monica Wright (Minnesota Lynx, 2011 & 2013)

2023-24 VIRGINIA ROSTER

NUMERICAL

No.	Name	Pos.	Yr.	Ht.	Hometown	High School/Previous School
0	Olivia McGhee	G	Fr.	6-2	Louisa, Va.	IMG Academy
1	Paris Clark	G	So.	5-8	Bronx, N.Y.	Long Island Lutheran/Arizona
4	Jillian Brown	G	Jr.	5-10	Grand Rapids, Mich.	East Grand Rapids/Northwestern
5	Yonta Vaughn	G	So.	5-8	District Heights, Md.	Bishop McNamara
10	Mir McLean	G/F	Sr.	5-11	Baltimore, Md.	Roland Park Country School/UConn
12	Edessa Noyan	F	Fr.	6-3	Södertälje, Sweden	Täljegymnasiet
14	Kaydan Lawson	G	Sr.	6-0	Cleveland, Ohio	Orange
20	Camryn Taylor	F	5th	6-2	Peoria, Ill.	Richwoods/Marquette
21	Kymora Johnson	G	Fr.	5-7	Charlottesville, Va.	St. Anne's-Belfield School
23	Alexia Smith	G	Sr.	5-8	Columbus, Ohio	Columbus Africentric Early College/Minnesota
32	Cady Pauley	G	So.	5-11	Milan, Mo.	Milan
33	Sam Brunelle	F	Gr.	6-2	Ruckersville, Va.	William Monroe/Notre Dame
34	London Clarkson	F	Gr.	6-2	Pflugerville, Texas	Pflugerville/Florida State
41	Taylor Lauterbach	C	Gr.	6-7	Appleton, Wisc.	Appleton West/K-State

ALPHABETICAL

No.	Name	Pos.	Yr.	Ht.	Hometown	High School/Previous School
4	Jillian Brown	G	Jr.	5-10	Grand Rapids, Mich.	East Grand Rapids/Northwestern
33	Sam Brunelle	F	Gr.	6-2	Ruckersville, Va.	William Monroe/Notre Dame
1	Paris Clark	G	So.	5-8	Bronx, N.Y.	Long Island Lutheran/Arizona
34	London Clarkson	F	Gr.	6-2	Pflugerville, Texas	Pflugerville/Florida State
21	Kymora Johnson	G	Fr.	5-7	Charlottesville, Va.	St. Anne's-Belfield School
41	Taylor Lauterbach	C	Gr.	6-7	Appleton, Wisc.	Appleton West/K-State
14	Kaydan Lawson	G	Sr.	6-0	Cleveland, Ohio	Orange
0	Olivia McGhee	G	Fr.	6-2	Louisa, Va.	IMG Academy
10	Mir McLean	G/F	Sr.	5-11	Baltimore, Md.	Roland Park Country School/UConn
12	Edessa Noyan	F	Fr.	6-3	Södertälje, Sweden	Täljegymnasiet
32	Cady Pauley	G	So.	5-11	Milan, Mo.	Milan
23	Alexia Smith	G	Sr.	5-8	Columbus, Ohio	Columbus Africentric Early College/Minnesota
20	Camryn Taylor	F	5th	6-2	Peoria, Ill.	Richwoods/Marquette
5	Yonta Vaughn	G	So.	5-8	District Heights, Md.	Bishop McNamara

Head Coach: Amaka Agugua-Hamilton (Hofstra '05), 2nd year

Assistant Coach: CJ Jones (Francis Marion '10), 2nd year

Assistant Coach: Tori Jankoska (Michigan State '16), 2nd year

Assistant Coach: Alysiah Bond (Ohio State '95), 2nd year

Assistant Coach: Janko Popovic (LeMoyne-Owen, '14), 2nd year

Director of Basketball Operations: Jazmin Horne (Saint Joseph's '17, Temple '22), 2nd season

Director of Scouting and Player Development: Abby Emmert (Missouri State '21, '22), 2nd season

Director of Recruiting Operations: Mariah White (Missouri State '22), 2nd season

Athletic Trainer: Lydia Johnson (Charleston Southern, '12), 2nd season

Strength & Conditioning Coach: Justin Westbrook (Virginia '22, '23), 1st season

Pronunciation Guide

5.	Yonta Vaughn	Yahn-tah
10.	Mir McLean	Rhymes with dear
12.	Edessa Noyan	Eh-dess-uh
21.	Kymora Johnson	Kuh-more-uh
23.	Alexia Smith	Uh-lex-ee-uh
41.	Taylor Lauterbach	Law-tuhr-bahk
	Amaka Agugua-Hamilton	Uh-mah-kuh Uh-goo-gwah
	Alysiah Bon	Uh-lie-shuh
	Tori Jankoska	Jan-kahs-kuh
	Janko Popovic	Yahn-koh Pop-oh-vich

UVA BIRTHDAYS

February 1	Alexia Smith
February 9	Yonta Vaughn
February 18	Olivia McGhee
March 15	Camryn Taylor
March 19	Sam Brunelle
May 2	Edessa Noyan
May 15	Cady Pauley
June 7	Taylor Lauterbach
July 25	Kymora Johnson
August 13	Jillian Brown
September 5	Mir McLean
September 12	Paris Clark
October 17	London Clarkson
December 14	Kaydan Lawson

VIRGINIA'S RECORD WHEN...

VIRGINIA'S RECORD IN 2023-24 WHEN...

Games decided by 10 points or less	2-6
Games decided by 11 points or more	8-4
Leading at halftime	7-3
Trailing at halftime	3-7
Tied at halftime	0-1
In overtime games	1-0
Leading by 10 or more points	9-1
Shot FG 50% or better	2-0
Shot FG 40-49%	6-3
Shot FG less than 40%	2-7
Holding opponent under 60 points	6-1
Scoring 30-39 points	0-0
Scoring 40-49 points	0-0
Scoring 50-59 points	0-2
Scoring 60-69 points	0-5
Scoring 70-79 points	3-3
Scoring 80-89 points	5-0
Scoring 90-100 points	2-0
Scoring over 100 points	0-0
Outrebounding opponent	9-5
Being outrebounded	0-5
Tied in rebounding	1-0
Had fewer turnovers than opponent	8-2
Tied in turnovers	0-3
Committed fewer than 15 turnovers	6-3
Wearing white uniforms	7-5
Wearing blue uniforms	3-3
Wearing orange uniforms	0-2

VIRGINIA MARGINS OF VICTORY IN 2023-24

1-3 points	0
4-9 points	2
10-19 points	1
20-29 points	7
30-39 points	0
40-49 points	0

VIRGINIA MARGINS OF DEFEAT IN 2023-24

1-3 points	3
4-9 points	2
10-19 points	4
20-29 points	1
30-39 points	0
40-49 points	0

LARGEST LEADS & BEST SCORING RUNS IN 2023-24

Largest winning margin	29 (80-51) vs. William & Mary, 11/15/23
Largest losing margin	27 (66-93) at #6 NC State, 1/11/24
Largest lead	38 (3rd 4:54) vs. Fordham, 12/21/23
Largest deficit	34 (3rd 1:16) at #6 NC State, 1/11/24
Largest deficit in a win	15 (1st 3:01) vs. Tulane, 11/24/23
	15 (2nd 9:30) vs. Missouri, 11/30/23
Largest lead in a loss	11 (2nd 2:04) vs. Wofford, 12/16/23
Largest halftime lead	25 (50-25) vs. Fordham, 12/21/23
Largest halftime deficit	23 (34-57) at #6 NC State, 1/11/24
Largest halftime deficit in a win	8 (28-36) vs. Missouri, 11/30/23
Best scoring run	21 (4th 3:01) vs. Campbell, 11/12/23
Opponent's best scoring run	13 (3rd 6:17) vs. Pittsburgh, 1/25/24

SCORING BENCHMARKS

GAMES WITH 20 OR MORE POINTS IN 2023-24

	Career	2023-24
Camryn Taylor, F	14*	2
Mir McLean, G/F	3	0
Sam Brunelle, F	8#	0
Kymora Johnson, G	3	3
London Clarkson, G	1	0

* - includes four 20-point games in two seasons at Marquette (2019-21)

- includes seven 20-point games in three seasons at Notre Dame (2019-22)

GAMES WITH 10 OR MORE POINTS

	Career	2023-24
Camryn Taylor, F	75*	15
Sam Brunelle, F	59*	5
London Clarkson, F	23*	8
Mir McLean, G/F	20*	0
Jillian Brown, G	20*	5
Kymora Johnson, G	13	13
Kaydan Lawson, F	12	0
Alexia Smith, G	11	4
Paris Clark, G	11*	8
Olivia McGhee, G/F	8	8
Yonta Vaughn, G	3	2
Cady Pauley, G	3	0
Taylor Lauterbach, C	1*	0

* - includes 10-point games at previous school

GAMES WITH 10 OR MORE REBOUNDS

	Career	2023-24
Mir McLean, G/F	6	0
Camryn Taylor, F	5	3
Kaydan Lawson, F	1	0
London Clarkson, F	1	0
Jillian Brown, G	2	2
Taylor Lauterbach, C	2*	0
Alexia Smith, G	1	1
Paris Clark, G	1	1

* - includes two 10-rebound games in three seasons at K-State

DOUBLE DOUBLES

	Career	2023-24
Camryn Taylor, F	11*	3
Mir McLean, G/F	7	0
Jillian Brown, G	1	1
Paris Clark, G	1	1
Alexia Smith, G	1	1

* - includes five double-doubles in 27 games at Marquette

MISCELLANEOUS GAME-BY-GAME

GAME-BY-GAME LEADERS

Date	Opponent	W/L	Score	Points	Rebounds	Assists
11/8	UMES	W	76-52	Taylor, 22	Brown, 13	Vaughn, 8
11/12	Campbell	W	74-49	Taylor, 16	Noyan, 8	Johnson, 7
11/15	William & Mary	W	80-51	Brown, 17	Brown & Taylor, 7	Smith, 4
11/19	Oklahoma	L	67-82	Taylor, 17	Brown, 9	Johnson, 6
11/24	vs. Tulane	W	81-59	Vaughn, 14	McGhee, 6	Johnson, 9
11/25	vs. LSU	L	73-76	Clark, 19	Brown & Clark, 7	Vaughn, 7
11/30	Missouri	W (ot)	87-81	Taylor, 26	Smith, 13	Johnson, 7
12/3	at La Salle	W	94-73	Johnson, 17	Brown, 8	Vaughn, 6
12/6	Rider	W	78-51	Taylor, 18	Taylor, 13	Johnson, 4
12/16	Wofford	L	70-71	Clark & McGhee, 14	Clarkson, 9	Johnson, 9
12/21	Fordham	W	82-56	Johnson, 26	Taylor, 8	Johnson, 7
12/31	#3 NC State	L	61-72	Taylor, 17	Taylor, 15	Johnson, 7
1/4	at Georgia Tech	L	60-63	Taylor, 19	Clark, 12	Johnson, 6
1/7	Duke	L	56-60	Taylor, 17	Johnson, 8	Vaughn, 6
1/11	at #6 NC State	L	66-93	Taylor, 22	Smith, 9	Smith, 6
1/14	at #20 North Carolina	L	68-81	Taylor, 16	Clarkson & Taylor, 7	Johnson & Smith, 5
1/18	#19 Notre Dame	L	76-86	Clark & Johnson, 16	Johnson, 8	Johnson, 7
1/21	at #15 Florida State	W	91-87	Johnson, 35	Taylor, 10	Johnson, 6
1/25	Pittsburgh	L	52-56	Johnson, 17	Smith, 8	Johnson, 4
1/28	#20 North Carolina	W	81-66	Johnson, 25	Brunelle, 7	Smith, 6

Bold – Team season high

SCORING & SPECIALTY STATS

Date	Opponent	Total		1st Half		2nd Half (OT)		Starters		Bench		In the Paint		Fast Break		2nd Chance		Off Turnovers	
		UVA	Opp.	UVA	Opp.	UVA	Opp.	UVA	Opp.	UVA	Opp.	UVA	Opp.	UVA	Opp.	UVA	Opp.	UVA	Opp.
11/8	UMES	76	52	35	22	41	30	58	27	18	25	30	10	24	6	12	4	14	10
11/12	Campbell	74	49	29	35	45	14	65	37	9	12	32	22	22	5	14	9	20	6
11/15	William & Mary	80	51	34	23	46	28	49	33	31	18	42	24	22	7	15	10	13	5
11/19	#25 Oklahoma	67	82	27	44	40	38	41	63	26	19	36	30	7	18	15	8	21	7
11/24	vs. Tulane	81	59	36	34	45	25	32	43	49	16	26	22	13	9	13	7	28	6
11/25	vs. #7 LSU	73	76	38	38	35	38	51	68	22	8	32	42	14	8	21	15	16	13
11/30	Missouri (OT)	87	71	28	36	47 (12)	39 (6)	62	66	25	15	44	32	8	8	18	7	21	8
12/3	at La Salle	94	73	45	33	49	40	49	46	45	27	46	28	19	11	15	6	22	10
12/6	Rider	78	51	32	27	46	24	45	39	33	12	40	26	17	4	26	0	16	4
12/16	Wofford	70	71	37	30	33	41	35	51	35	20	34	28	17	2	11	7	16	12
12/21	Fordham	82	56	50	25	32	31	56	36	26	20	38	18	36	12	4	8	21	15
12/31	#3 NC State	61	72	32	31	29	41	40	64	21	8	16	32	16	15	9	18	14	10
1/4	at Georgia Tech	60	63	24	27	36	36	49	58	11	5	34	24	14	6	17	15	12	12
1/7	Duke	56	60	26	30	30	30	41	44	15	16	20	30	12	4	9	13	14	13
1/11	at #6 NC State	66	93	34	57	32	36	46	71	20	22	28	36	14	36	14	5	7	23
1/14	at #20 North Carolina	68	81	32	37	36	44	40	58	28	23	20	26	11	15	9	5	7	13
1/18	#19 Notre Dame	76	86	33	39	43	47	41	77	35	9	36	42	12	26	11	9	11	26
1/21	at #15 Florida State	91	87	39	43	52	44	73	74	18	13	40	38	7	14	15	14	5	23
1/25	Pittsburgh	56	52	26	23	33	26	36	52	16	4	14	34	13	8	4	9	9	22
1/28	#20 North Carolina	81	66	37	34	44	32	63	56	18	10	24	28	6	8	9	9	19	15

Bold – Virginia season high/opponent season low

STARTING LINEUPS

Lineup #	Game(s)	W-L	G	G	G/F	F	F/C
1	1	1-0	Johnson	Brown	Smith	Taylor	Noyan
2	2-4	2-1	Johnson	Brown	Smith	Taylor	Clarkson
3	5	1-0	Johnson	Brown	McGhee	Taylor	Clarkson
4	6-9, 11, 15-16	4-3	Johnson	Clark	Smith	Taylor	Brunelle
5	10	0-1	Johnson	Clark	Smith	Brunelle	Clarkson
6	12-13	0-2	Johnson	Clark	Smith	Taylor	Clarkson
7	14	0-1	Johnson	Clark	Brown	Taylor	Clarkson
8	17	0-1	Johnson	Smith	McGhee	Taylor	Clarkson
9	18-19	1-1	Johnson	Clark	McGhee	Taylor	Clarkson
10	20	1-0	Johnson ²⁰	Clark ³	McGhee ⁴	Brunelle ¹	Clarkson ⁴

- Consecutive starts

GAME-BY-GAME COMPARISONS

Date	Opponent	W/L	Score	Field Goals		3-Pointers		Free Throws		Rebounds			PF	A	TO	Stl	Blk	Pts
				FG-FGA	Pct	3FG-3FGA	Pct	FT-FTA	Pct	Off	Def	Total						
11/8/23	at Virginia UMES	W	76-52	24-67	35.8	8-31	25.8	20-25	80.0	20	40	60	15	16	19	8	8	76
				20-71	28.2	5-21	23.8	8-10	70.0	13	26	39	19	7	14	5	5	52
11/12/23	at Virginia Campbell	W	74-49	25-62	40.3	3-15	20.0	21-23	91.3	13	30	43	17	16	11	11	7	74
				15-58	31.0	7-27	25.9	6-16	37.5	15	25	40	21	13	21	5	7	49
11/15/23	at Virginia W&M	W	80-51	29-71	40.8	6-22	27.3	16-20	80.0	18	38	56	17	15	12	7	8	80
				18-67	26.9	3-19	15.8	12-16	75.0	13	25	38	19	10	14	4	3	51
11/19/23	at Virginia #22 Oklahoma	L	67-82	26-83	31.3	1-23	4.3	14-17	82.4	18	25	43	19	12	12	14	3	67
				30-62	48.4	13-30	43.3	9-12	75.0	8	41	49	17	22	24	6	7	82
11/24/23	Virginia vs. Tulane	W	81-59	30-74	40.5	15-35	42.9	6-7	85.7	14	29	43	19	20	12	13	4	81
				18-58	31.0	6-23	26.1	17-24	70.8	14	29	43	10	9	19	10	4	59
11/25/23	Virginia vs. #7 LSU	L	73-76	27-72	37.5	9-31	29.0	10-14	71.4	19	23	42	24	14	16	8	6	73
				26-67	40.3	2-8	25.0	20-24	83.3	18	29	47	17	16	16	4	2	76
11/30/23	at Virginia Missouri	W (ot)	87-81	32-78	41.0	5-22	22.7	18-23	78.3	16	28	44	19	20	6	7	6	87
				27-60	45.0	9-25	36.0	18-26	69.2	9	32	41	20	15	18	6	4	81
12/3/23	Virginia at La Salle	W	94-73	33-72	45.8	5-21	23.8	23-25	92.0	17	31	48	18	22	14	9	2	94
				27-68	39.7	10-34	29.4	9-13	69.2	12	22	34	21	13	20	6	3	73
12/6/23	at Virginia Rider	W	78-51	29-76	38.2	7-28	25.0	13-20	65.0	31	29	60	11	14	10	12	2	78
				22-52	42.3	4-21	19.0	3-6	50.0	13	19	22	15	16	16	8	1	51
12/16/23	at Virginia Wofford	L	70-71	28-68	41.2	4-23	17.4	10-13	76.9	18	27	45	13	19	17	8	3	70
				27-58	46.6	11-26	42.3	6-7	85.7	5	22	27	17	16	18	11	1	71
12/21/23	at Virginia Fordham	W	82-56	31-58	53.4	12-22	54.5	8-11	72.7	7	32	39	9	21	19	9	4	82
				20-64	31.3	11-30	36.7	5-6	83.3	12	20	32	9	15	20	12	0	56
12/31/23	at Virginia #3 NC State	L	61-72	20-72	27.8	9-30	30.0	12-19	63.2	12	32	44	19	12	11	5	8	61
				25-70	35.7	5-19	26.3	17-19	89.5	13	43	56	15	14	11	6	4	72
1/4/24	Virginia at Georgia Tech	L	60-63	22-64	34.4	1-16	6.3	15-23	65.2	17	29	46	24	14	17	12	8	60
				19-59	32.2	4-18	22.2	21-33	63.6	15	27	42	17	10	16	9	2	63
1/7/24	at Virginia Duke	L	56-60	16-54	29.6	2-10	20.0	22-26	84.6	11	24	35	25	11	14	5	5	56
				22-55	40.0	2-18	11.1	14-25	56.0	12	29	41	23	11	14	7	9	60
1/11/24	Virginia at # 6 NC State	L	66-93	27-82	32.9	6-23	26.1	6-8	75.0	21	29	50	21	12	17	6	2	66
				32-66	48.5	10-23	43.5	19-23	82.6	5	35	40	12	19	11	9	7	93
1/14/24	Virginia at #20 North Carolina	L	68-81	22-65	33.8	8-19	42.1	16-21	76.2	10	29	39	25	16	12	5	0	68
				28-62	45.2	7-17	41.2	18-26	69.2	8	36	44	20	20	9	6	6	81
1/18/24	at Virginia #19 Notre Dame	L	76-86	26-62	41.9	7-23	30.4	17-18	94.4	11	26	37	35	17	23	7	7	76
				25-56	44.6	3-14	21.4	33-44	75.0	10	25	35	21	16	15	13	5	86
1/21/24	Virginia at #15 Florida State	W	91-87	36-67	53.7	8-17	47.1	11-16	68.8	12	36	48	24	14	19	3	6	91
				30-76	39.5	5-26	19.2	22-29	75.9	10	20	30	16	13	3	7	1	87
1/25/24	at Virginia Pittsburgh	L	52-56	17-60	28.3	7-27	25.9	11-16	68.8	13	32	45	14	13	22	8	4	52
				23-63	36.5	4-19	21.1	6-10	60.0	11	30	41	15	15	20	11	2	56
1/28/24	at Virginia #20 North Carolina	W	81-66	24-50	48.0	11-19	57.9	22-28	78.6	6	29	35	21	20	16	11	4	81
				24-56	42.9	6-16	37.5	12-19	63.2	8	22	30	23	17	17	6	4	66
Totals	Virginia Opponents			524-1357	38.6	134-457	29.3	291-373	78.0	304	598	902	389	303	317	168	97	81
				482-1248	38.6	127-434	29.3	274-388	70.6	214	557	771	347	287	316	151	77	66

Virginia Averages

Games Played	Points/game	FG Pct	3FG Pct	FT Pct	Rebounds/game	Assists/game	Turnovers/game	Assist/Turnover ratio	Steals/game	Blocks/game
20	73.7	38.6	29.3	78.0	45.1	15.9	15.2	1.0	8.4	4.9

Opponents Averages

Games Played	Points/game	FG Pct	3FG Pct	FT Pct	Rebounds/game	Assists/game	Turnovers/game	Assist/Turnover ratio	Steals/game	Blocks/game
20	68.3	38.6	29.3	70.6	38.6	14.4	15.8	0.9	7.6	3.9

THE LAST TIME

INDIVIDUAL

One player with a double-double: Camryn Taylor (11 pts, 102 reb), at #15 Florida State, 1/21/24

Two UVA players with double-doubles in the same game: vs. Syracuse (Willoughby 13 pts, 12 reb; Jablonowski 12 pts, 10 reb), 3/5/20

Five Players in double figures: at #15 Florida State (Johnson 35, McGhee 12, Taylor 11, Brown 10 Clarkson 10), 1/21/24

Six players in double figures: vs. at La Salle (Johnson 17, Brown 12, Clark 12, Clarkson 11 Brunelle 10, Taylor 10), 12/3/23

Seven players in double figures: vs. Norfolk State 11/16/15 (Randolph 17, Moses 12, Brown 11, Venson 10, Mason 10, Huland El 10, Jones 10)

Zero players in double figures: vs. Louisville, 1/17/19

Every available Cavalier scored: vs. Rider, 12/6/23

Scored 25 points: 25, Kymora Johnson vs. #20 North Carolina, 1/28/24

Scored 30 points: 35, Kymora Johnson at #15 Florida State, 1/21/24

Scored 40 points: **48, Mimi Kennedy at North Carolina, 01/15/98

A non-starter scored 20 or more points: 23, London Clarkson vs. North Carolina, 2/2/23

Two or more Hoos scored 20 or more points in the same game: at Virginia Tech (Willoughby 29, Toussaint 29), 2/23/20

Perfect from the field (5 attempts): 6-6, Kymora Johnson at La Salle, 12/3/23

Perfect at FT line (8 attempts): 10-10, Camryn Taylor at La Salle, 12/3/23

Perfect at FT line (9 attempts): 10-10, Camryn Taylor at La Salle, 12/3/23

Perfect at FT line (10 attempts): 10-10, Camryn Taylor at La Salle, 12/3/23

Attempted 20 free throws: 20**, Brandi Teamer at Wake Forest, 1/6/05

Had 15 rebounds: 15, Camryn Taylor vs. #3 NC State 12/31/23

Had 20 rebounds: 24, Sarah Imovbioh vs. Ohio State 11/14/14

Had 10 assists: 10, Taylor Valladay vs. Syracuse, 02/08/22

Had 6 steals: 9, Shemera Williams vs. Duke, 1/9/20

Had 5 blocked shots: 5, Sam Brunelle vs. Florida State, 1/19/23

OPPONENT

Five opposing players scored in double figures: at #6 NC State, 1/11/24 (Brooks 19, Hayes 17, James 15, Collins 14, Steele 13)

Opponent made game-winning buzzer beater: Rachael Rose (0.4 seconds), Wofford, 12/16/23

Opponent scored 100 points: 103, at Notre Dame 3/3/19

Opponent failed to score at least 30 points: 28, Morgan State, 12/18/22

ACC opponent failed to score at least 50 points: 41, Syracuse, 2/2/20

Opponent failed to make at least one 3FG: 0-19, Morgan State, 12/18/22

Opponent failed to score at least one second-chance point: Rider, 12/6/23

Opponent attempted at least 40 free throws: 44, #19 Notre Dame, 1/18/24

TEAM

RANKINGS

UVA ranked in AP Top 25: #22, 11/21/12

UVA ranked USA Today Top 25: #25, 12/20/22

Played AP No. 1 team: #1 Duke, L 79-58, 3/2/07

Defeated AP No. 1 team: #1 Maryland, 75-74, 2/11/92

Defeated AP Top 10 team: #4 Florida State 60-51, 2/16/17

Defeated AP Top 25 team: vs. #20 North Carolina, 1/28/24

Defeated USA Today 25 team: vs. #21 North Carolina, 1/28/24

FIELD GOAL SHOOTING

Shot at least 50 percent: 53.7 (36-67) at #15 Florida State, 1/21/24

Shot at least 60 percent: 62.3 (33-53) vs. Georgia Tech, 3/02/08

Shot at least 70 percent: **70.0 (42-60) at Wake Forest, 1/7/87

Made 40-49 field goals: 40 vs. Coppin State, 11/13/16

Made 50 field goals: **54 vs. Cleveland State, 11/29/95

Attempted 70 FG: 82 at #6 NC State, 1/11/24

Attempted 80 FG: 82 at #6 NC State, 1/11/24

3-POINT SHOOTING

Shot 50 percent: 57.9 (11-19) vs. #20 North Carolina 1/28/24

Shot 60 percent: 60.0 (9-15) vs. UNCG, 12/2/17

Shot 70 percent: 75.0 (6-8) vs. Louisville, 3/01/15

Shot 80 percent: 85.7 (6-7) vs. St. John's, 3/19/88

Made 10 3FGs: 11 vs. #20 North Carolina 1/28/24

Made 15 3FGs: **15 vs. Tulane, 11/24/23

Attempted 30 3FGs: 30 (made 9) vs. #3 NC State, 12/31/23

UVA failed to make at least one 3FG: 0-10 at Loyola Chicago, 11/16/22

FREE THROW SHOOTING

Shot 85 percent: 84.6 (22-26) vs. Duke, 1/7/24

Shot 90 percent: 94.4 (17-18) vs. #19 Notre Dame, 1/18/24

Shot 100 percent: 1.000 (10-10) vs. North Carolina, 2/24/22

Made 20 free throws: 22 (22-28) vs. #20 North Carolina, 1/28/24

Made 30 free throws: 30 (30-38) vs. North Carolina, 02/20/14

Attempted 0 FT: at Duke 1/14/18

Attempted 30 FT: 34 vs. Pittsburgh, 2/20/22

Attempted 40 FT: 44 vs. Indiana, 11/26/09

Attempted 50 FT: **54 at Wake Forest, 1/6/05

SCORING

Scored 85 points: 94 at La Salle, 12/3/23

Scored 90 points: 91 at #15 Florida State, 1/21/24

Scored 100 points: 101 vs. UMBC, 11/10/22

Scored 40 bench points: 45 at La Salle, 12/3/23

Scored 50 bench points: 55 vs. Radford 12/18/11

REBOUNDING

Had 50 rebounds: 50 at #6 NC State, 1/11/24

Had 60 rebounds: 60 vs. Rider, 12/6/23

Had 70 rebounds: **77 vs. Rider, 12/19/96

ASSISTS

Had 20 assists: 20 vs. #20 North Carolina, 1/28/24

Had 30 assists: **37 vs. Cleveland State, 11/29/95

STEALS

Had 15 steals: 15 vs. UNCW, 12/4/22

Had 20 steals: 22 vs. UMEs, 12/17/13

Had 25 steals: 26 vs. Clemson, 2/12/12

BLOCKED SHOTS

Blocked 10 shots: 13 vs. Florida State, 1/19/23

Blocked 15 shots: **15 vs. Georgia Tech, 1/20/96

TURNOVERS

UVA forced 30 turnovers: 31 at Wake, 01/10/16

UVA committed 30 turnovers: 30 vs. ECU 11/27/22

COMEBACKS

Overcame a 13-point deficit: 13 (2nd 7:51) vs. #20 North Carolina, 1/28/24

Overcame a 15-point deficit: 15 (2nd 9:30) vs. Missouri, 11/30/23

Overcame a 20-point deficit: **22 (2nd 5:27) vs. Miami, 2/13/20

OVERTIME

UVA played in OT: W, 87-53 vs. Missouri, 11/30/23

UVA won in OT: W, 87-53 vs. Missouri, 11/30/23

UVA lost in OT: L, 81-86 vs. Louisville, 1/5/17

UVA played in 2OT: L (2OT), 73-70 at Alabama, 12/21/12

UVA played in 3OT: W (4OT), 94-92 vs. NC State, 2/10/11

UVA played in 4OT: W (4OT), 94-92 vs. NC State, 2/10/11

MISCELLANEOUS

UVA shot 80% from the floor in a quarter: .800 (8-10) vs. NC State, 1/13/22**

UVA shot 70% from the floor in a quarter: .714 (10-14) vs. Syracuse, 2/8/22

UVA shot 60% from the floor in first half: .619 (26-42) vs. Central Connecticut State, 11/12/17

UVA shot 60% from the floor in second half: .608 (14-23) vs. Illinois Chicago, 12/16/16

UVA shot less than 20% from floor in first half: 19.2 (5-26) vs. NC State, 1/13/19

UVA shot less than 20% from floor in second half: 18.7 (6-32) vs. Syracuse, 3/5/20

UVA scored less than 15 points in first half: 13 at Florida State, 1/8/06

UVA scored less than 15 points in second half: 12 at Georgia Tech, 1/09/22

UVA held opponent to less than 15 points first half: 14 vs. Morgan State, 12/18/22

UVA held opponent to less than 15 points second half: 14 vs. Campbell, 11/12/23

UVA held opponent to less than 10 points first half: 6 vs. Norfolk State, 12/28/12

**program record

JOHN PAUL JONES ARENA RECORDS

VIRGINIA PLAYERS

Points	33, Lyndra Littles vs. Louisiana Tech, 12/29/08
Field Goals Made	13, Monica Wright vs. Monmouth, 12/18/08
Field Goal Attempts	32, Monica Wright vs. James Madison, 12/6/09
Field Goal Pct.	1.000 (8-8), Jazmin Pitts vs. Radford, 12/18/11
3-Point FG Made	6, Mikayla Venson vs. NC State, 1/29/15
3-Point FG Attempts	11, Ataira Franklin vs. North Carolina, 1/5/12
	11, Faith Randolph vs. Davidson, 12/28/14
	11, Kymora Johnson vs. #3 NC State, 12/31/23
3-Point FG Pct.	1.000 (6-6), Mikayla Venson vs. NC State, 1/29/15
Free Throws Made	16, Telia McCall vs. Georgia Tech, 2/3/13
Free Throws Attempted	17, Telia McCall vs. Georgia Tech, 2/3/13
FT Pct. (min. 10 attempts)	1.000, London Clarkson (14-14) vs. Boston College, 1/15/23
	1.000, Monica Wright (12-12) vs. Florida State, 1/23/09
	1.000, Jocelyn Willoughby (11-11) vs. Duke, 1/9/20
	1.000, Monica Wright (10-10) vs. North Carolina, 2/15/10
	1.000, Jocelyn Willoughby (10-10) vs. Miami, 2/13/20
Rebounds	24, Sarah Imovbioh vs. Ohio State, 11/14/14
Assists	11, Ariana Mooror vs. Appalachian State, 3/22/12
Steals	10, Monica Wright vs. Liberty, 12/29/09
Blocks	6, Felicia Aiyeotan vs. Coppin State, 11/13/16
	6, Felicia Aiyeotan vs. Maryland, 11/29/17
	6, Felicia Aiyeotan vs. UNCG, 12/2/17
Turnovers	8, Dominique Toussaint vs. Duke, 1/9/20
	8, Monica Wright vs. Manhattan, 11/15/09

VIRGINIA TEAM

Most Points	110, vs. USC Upstate, 11/18/09
Fewest Points	38, vs. NC State, 1/13/19
	38, vs. UCF, 11/17/21
Field Goals	43, vs. Central Connecticut, 11/12/17
Field Goal Attempts	87, vs. James Madison, 12/6/09
Field Goal Pct.	62.3 (33-53), vs. Georgia Tech, 3/2/08
3-Point Field Goals	13, vs. Boston College, 1/15/15
	13, vs. Cleveland State, 12/16/06
3-Point FG Attempts	33, vs. Central Michigan, 11/24/18
3-Point FG Pct. (min. 10 made)	73.3 (11-15), vs. NC State, 1/29/15
Free Throws Made	35, vs. Georgia Tech, 3/2/08
Free Throws Attempted	46, vs. Georgia Tech, 3/2/08
Fewest Free Throws Attempted	0, vs. Wisconsin, 11/27/17
Free Throw Pct. (min. 10 made)	1.000 (13-13), vs. Virginia Tech, 1/21/18
	1.000 (10-10), vs. North Carolina, 2/24/22
Rebounds	68, vs. Colorado, 11/24/08
Assists	27, vs. USC Upstate, 11/18/09
Steals	26, vs. Wagner, 12/28/11
	26, vs. Clemson, 2/12/12
Blocks	13, vs. Florida State, 1/19/23
Most Turnovers	31 vs. Georgia Tech, 3/2/08
Fewest Turnovers	5, vs. Radford, 11/16/14
	5, vs. Boston College, 1/21/12
Personal Fouls	35, vs. #19 Notre Dame, 1/18/24
Fewest Personal Fouls	6, vs. Virginia Tech, 1/12/12

MISCELLANEOUS

Largest Comeback	22 points vs. Miami, 2/13/20
Largest Margin of Victory	63 (103-40), vs. Coppin State, 11/13/16
Largest Margin of Victory Over an ACC Foe	49 (76-27), vs. Virginia Tech, 1/26/17
Largest Margin of Defeat	36, (96-60), vs. UConn, 12/18/06
	36, (77-41), vs. Louisville, 2/1/18
Record in Overtime Games	22 (15-7); Last 87-81 win vs. Missouri, 11/30/23

OPPONENT PLAYERS

Points	38, Dawn Evans, James Madison, 12/6/09
Rebounds	18, Quineshia Leonard, Norfolk State (12/28/12)
Field Goals Made	12 (5x), last Zaire O'Neil, Georgia Tech, 2/2/17
Field Goal Attempts	31, Tamoria Holmes vs Howard (03/15/12)
Field Goal Pct. (min. 5 made)	1.000 (5x), last Tiara Chambers (5-5), East Carolina, 11/29/20
3-Point FG Made	8 (4x), last Victoria Morris, Old Dominion, 11/24/19
3-Point FG Attempts	19, Tamoria Holmes, Howard, 3/15/12
3-Point FG Pct. (min. 3 made)	1.000 (7x), last Kristen Confroy (3-3), Maryland, 11/29/17
Free Throws Made	14, Chanell Williams, Rhode Island, 11/26/21
Free Throws Attempted	15, Chanell Williams, Rhode Island, 11/26/21
Free Throw Pct. (min. 10 made)	1.000, Chrislyn Carr (10-10), Syracuse, 2/8/22
	1.000, Rayburn, Brittany (11-11), Purdue, 2/3/09
	1.000 Sonia Citron (12-12), #19 Notre Dame, 1/18/24
Assists	12, Cetera DeGraffenreid, North Carolina, 2/15/10
Steals	6 (7x), last Hannah Hidalgo, #19 Notre Dame, 1/18/24
Blocks	6, Makayla Timpson, Florida State, 1/19/23
	6, Lindsey Mason, Clemson, 2/12/12
	6, Kelley Cain, Tennessee, 11/22/09

OPPONENT TEAM

Most Points	96, UConn, 12/18/06
Fewest Points	23, Norfolk State, 12/28/12
Field Goals	42, UConn, 12/18/06
Field Goal Attempts	84, North Carolina 2/15/10
Field Goal Pct.	65.6, UConn, 12/18/06
3-Point FG	14, NC State, 3/1/20
3-Point FG Attempts	38, Coppin State, 12/2/18
3-Point FG Pct.	66.7, Longwood, 11/21/10
Free Throws Made	35, Rhode Island, 11/26/21
Free Throws Attempted	44, Rhode Island, 11/26/21
	44, #19 Notre Dame, 1/18/24
Free Throw Pct. (min. 10 made)	1.000, St. Bonaventure (16-16), 1/4/10
	1.000, Georgia Tech (14-14), 1/25/15
Fewest Free Throws Attempted	3, Rider (0-3), 12/28/08
	3, Norfolk State (1-3), 12/28/12
Rebounds	56, #3 NC State, 12/31/23
Assists	24, UConn, 12/18/06
Steals	19, Georgia Tech, 3/2/08
Blocks	11, Duke, 2/24/11
Most Turnovers	34, Maryland-Eastern Shore, 12/17/13
Fewest Turnovers	5, Louisville, 2/21/19
Personal Fouls	35, Georgia Tech, 1/11/07
Fewest Personal Fouls	6, Liberty, 12/7/11

RECORD AT JOHN PAUL JONES ARENA

2006-07 to present (as of Jan. 29 2024)	187 -91 (.673)
---	----------------

ATTENDANCE

11,895 spectators, vs. Tennessee (L, 63-77), 11/22/09

LONGEST WINNING STREAK

12 games from 2/21/08 vs. Clemson to 1/11/09 vs. #25 Wake Forest
--

LONGEST ACC WINNING STREAK

5 games (2x) from 12/28/17 vs. Pittsburgh through 1/25/18 vs. North Carolina and 2/24/12 vs. Wake Forest through 1/24/13 vs. Boston College

LONGEST LOSING STREAK

8 games from 3/1/20 vs. #8 NC State through 11/28/21 vs. Richmond

Note: Streaks begin date of first win or loss to most recent win or loss

OVERTIME HISTORY

Date	Opponent	W/L	Score	Location	# of OTs	Postseason
11/30/23	Missouri	W	87-81	H	1	
11/24/19	Old Dominion	W	56-53	H	1	
12/18/17	Indiana	W	82-72	N	1	
2/12/17	Wake Forest	W	60-57	H	1	
2/2/17	Georgia Tech	W	64-65	H	1	
1/5/17	Louisville	L	81-86	H	1	
2/19/15	Pittsburgh	L	63-68	A	1	
12/20/13	Tulane	L	72-79	N	1	
2/25/13	Wake Forest	L	68-73	H	1	
12/21/12	Alabama	L	70-73	A	2	
3/15/12	Howard	W	59-56	N	1	WINT
1/5/12	North Carolina	L	78-73	H	2	
11/20/11	Tennessee	W	69-64	H	1	
2/27/11	Virginia Tech	W	73-71	A	1	
2/10/11	NC State	W	94-92	A	4	
1/21/11	Maryland	L	75-77	H	1	
2/15/10	North Carolina	W	82-78	H	1	
2/11/10	Miami	W	69-63	A	1	
2/19/09	Miami	W	84-75	H	1	
3/2/08	Georgia Tech	W	103-101	H	2	
1/26/08	Florida State	W	69-66	A	1	
1/14/07	Boston College	W	65-63	H	1	
1/20/06	Maryland	L	74-84	H	1	
3/5/05	Florida State	W	71-67	N	1	ACC
1/6/05	Wake Forest	W	85-83	A	1	
1/23/04	Florida State	W	82-80	A	1	
11/26/02	Liberty	L	69-77	A	1	
12/18/02	Wake Forest	W	61-55	A	1	
3/17/01	Michigan	L	71-81	N	1	NCAA
1/28/01	Wake Forest	W	76-73	H	2	
11/19/00	Texas	L	55-56	N	2	
2/7/00	North Carolina	L	63-66	A	1	
1/20/00	Clemson	W	77-74	H	2	
2/14/99	North Carolina	L	80-82	H	1	
1/2/99	Clemson	W	67-66	A	1	
2/22/98	Duke	L	78-85	N	1	
2/15/98	North Carolina	L	84-85	H	2	
2/1/98	Florida State	W	83-76	A	1	
1/15/98	North Carolina	W	105-100	A	3	
3/1/97	Clemson	L	75-77	N	1	ACC
3/4/95	Duke	L	82-83	N	1	ACC
3/8/93	Maryland	W	106-103	N	3	ACC
3/7/93	Clemson	W	79-71	A	1	ACC
3/31/91	Tennessee	L	67-70	N	1	NCAA
1/12/91	NC State	W	123-120	A	3	
3/24/90	Tennessee	W	79-75	N	1	NCAA
3/5/90	NC State	W	67-64	N	1	ACC
12/29/89	Rutgers	W	72-71	A	1	
3/4/89	Wake Forest	W	68-67	N	1	ACC
2/15/89	Maryland	L	99-104	N	1	
1/11/86	Clemson	W	96-89	N	1	
1/13/85	North Carolina	W	64-62	H	1	
12/19/83	ETSU	W	71-68	A	1	
2/23/83	Clemson	L	84-86	A	1	
1/15/83	North Carolina	W	78-74	H	1	
1/2/83	ETSU	W	70-65	H	1	
2/1/80	NC State	L	79-81	H	1	
1/5/80	North Carolina	L	65-66	H	1	
3/4/77	VCU	L	47-48	H	1	VIAW
2/8/75	Bridgewater	W	57-52	A	1	

Note: John Paul Jones Arena opened for the 2006-07 season.

VIRGINIA'S ALL-TIME RECORD IN OVERTIME

Overall..... 37-23 (.617)

Home/Away/Neutral

Home..... 14-10 (.583)

Away..... 15-5 (.750)

Neutral..... 8-8 (.500)

at John Paul Jones Arena 15-7 (.682)

By Number of Overtime Periods

1OT 30-19 (.612)

2OT 3-4 (.429)

3OT 3-0 (1.000)

4OT 1-0 (1.000)

Postseason

NCAA Tournament 1-2 (.333)

ACC Tournament..... 5-2 (.714)

WNIT..... 0-0 (.000)

VIAW 0-1 (.000)

2023-24 BOX SCORES

Official Basketball Box Score - Final
UMES at Virginia
 11/02/23 John Paul Jones Arena, Charlottesville
 UVA vs UMES Women's Basketball

Game Time: 7:00 PM
 Game Duration: 1:51
 Attendance: 3,797

Officials: Denise Brooks, Toni Fallo, Leah Liano

UMES - 52		Record: 0-2										Shooting By Period									
NO. Name	Min	FG	3P	FT	Rebounds	Fouls	TP	AS	TO	ST	Blocks	+/-	1st FG%	2nd FG%	3rd FG%	4th FG%	GMFG%	3PT%	FT%		
		M/A	M/A	M/A	OR DR TOT	PF					BS BA		5-20	5-20	5-20	5-20	20-71	5-21	7-10		
33 Lainey Allen	F 17:54	2-2	0-0	2-2	1 4 5 4 2	6	0	3	1	2	0	-6	1st FG% 5-20 25.0%	3PT% 0-5 0.0%	FT% 0-0 0.0%						
2 Mhoyan Lester	C 32:59	3-3	1-2	0-0	1 3 4 4 2	5	1	1	0	1	0	-23	2nd FG% 5-18 27.8%	3PT% 2-6 33.3%	FT% 0-0 0%						
5 Mya Thomas	G 26:10	3-15	0-4	1-2	1 0 1 0 1	7	1	2	0	1	1	-23	3rd FG% 4-16 25.0%	FT% 0-0 0%							
12 Chaniqwa Gilliam	G 21:30	2-8	1-3	0-0	1 3 4 0 0	5	1	1	0	0	2	6	4th FG% 6-17 35.3%	GMFG% 20-71 28.2%	3PT% 1-4 25%						
25 Ashanti Lynch	G 24:13	1-8	0-1	2-2	1 3 4 3 3	4	0	2	2	0	2	-15	FT% 2-6 33.3%	FT% 7-10 70.0%							
11 Zamara Haynes	27:40	5-20	2-5	0-0	2 1 5 4 2	12	4	1	1	0	3	-25	Technical Fouls: NONE								
21 Ariana Sewell	10:29	2-3	0-0	0-0	1 1 3 4 0	4	0	2	0	0	0	0									
4 Jalia Bannerman	18:58	3-10	1-6	2-2	0 1 1 2 2	9	0	2	1	1	0	-14									
24 Lesley Thomas	20:07	0-2	0-0	0-0	1 2 3 2 3	0	0	0	0	0	0	-20									
Totals		20-71	5-21	7-10	13 26 39 19 15	52	7	14	5	5	8	-24									

Virginia - 76		Record: 1-0										Shooting By Period									
NO. Name	Min	FG	3P	FT	Rebounds	Fouls	TP	AS	TO	ST	Blocks	+/-	1st FG%	2nd FG%	3rd FG%	4th FG%	GMFG%	3PT%	FT%		
		M/A	M/A	M/A	OR DR TOT	PF					BS BA		4-18	4-18	4-18	4-18	25-62	3-15	2-3		
12 Edessa Noyan	F 15:05	2-2	1-1	0-0	3 3 6 3 1	5	1	2	1	0	0	5	1st FG% 4-18 22.2%	3PT% 1-7 14.3%	FT% 0-0 0%						
20 Camryn Taylor	F 31:03	7-15	0-3	8-9	7 2 9 3 7	22	1	5	1	0	0	16	2nd FG% 5-6 83.3%	3PT% 0-3 0%	FT% 8-9 89%						
4 Jillian Brown	G 30:28	4-10	1-5	5-5	1 12 13 3 4	14	1	3	1	0	0	20	3rd FG% 6-19 31.6%	FT% 5-5 100%	GMFG% 24-67 35.8%						
21 Kymora Johnson	G 29:40	4-15	3-10	4-4	0 7 7 2 2	15	2	3	1	0	2	20	4th FG% 9-14 64.3%	3PT% 3-11 27.3%	FT% 2-2 100%						
23 Alexia Smith	G 20:32	1-6	0-2	0-0	4 3 7 2 0	2	2	0	2	2	0	0	1st FG% 6-22 27.3%	3PT% 0-4 0%	FT% 2-2 100%						
0 Olivia McGhee	24:19	4-8	2-4	2-3	1 6 7 1 2	12	0	2	1	2	1	19	2nd FG% 6-19 31.6%	3PT% 0-4 0%	FT% 2-2 100%						
5 Yonta Vaughn	30:28	2-6	1-3	0-2	1 3 4 0 2	5	8	1	2	1	0	33	3rd FG% 5-16 31.3%	GMFG% 24-67 35.8%	3PT% 0-3 0%						
32 Cady Pauley	08:52	0-5	0-3	0-0	0 0 0 0 0	0	1	0	0	0	0	-1	4th FG% 9-14 64.3%	3PT% 0-4 0%	FT% 2-2 100%						
41 Taylor Lauterbach	09:33	0-0	0-0	1-2	1 3 4 1 1	1	1	0	3	0	0	8	Technical Fouls: NONE								
Totals		24-67	8-31	20-25	20 40 60 15 19 76	16	19	8	8	5	24										

Biggest lead		MES		UVA		Points from Turnovers		MES		UVA		Period by Period Scoring					
		6 (1st 8:06)	24 (4th 0:41)			10	14					1st	2nd	3rd	4th	TOT	
Best Scoring Run	9 (4th 8:22)	9 (2nd 1:08)										MES	10	12	14	16	52
Lead Changes	1											UVA	14	21	15	26	76
Times Tied	1																
Time with Lead	05:41	32:40															

Official Basketball Box Score - Final
Campbell at Virginia
 11/22/23 John Paul Jones Arena, Charlottesville
 UVA vs Campbell Women's Basketball

Game Time: 2:00 PM
 Game Duration: 1:55
 Attendance: 3,965

Officials: Saf Esho, Jules Gallen, Jessica Walter

Campbell - 49		Record: 2-1										Shooting By Period									
NO. Name	Min	FG	3P	FT	Rebounds	Fouls	TP	AS	TO	ST	Blocks	+/-	1st FG%	2nd FG%	3rd FG%	4th FG%	GMFG%	3PT%	FT%		
		M/A	M/A	M/A	OR DR TOT	PF					BS BA		4-16	4-16	4-16	4-16	18-58	7-27	6-16		
14 Brittany Staves	F 29:44	3-9	3-7	0-0	1 2 3 3 0	9	0	3	0	0	1	-15	1st FG% 4-16 25.0%	3PT% 2-7 28.6%	FT% 0-0 0%						
32 Christabel Ezumah	F 27:47	6-11	0-0	2-8	2 9 11 1 7	14	2	2	1	1	2	0	2nd FG% 10-15 66.7%	3PT% 0-10 0%	FT% 0-0 0%						
4 Svenia Nurenberg	F 25:04	2-3	1-1	0-0	2 6 8 4 1	5	0	4	0	1	1	-24	3rd FG% 3-11 27.3%	FT% 0-0 0%							
11 Shy Tuelie	G 32:06	1-7	1-7	0-0	0 0 0 2 1	3	8	3	1	2	1	-9	4th FG% 1-6 16.7%	GMFG% 18-58 31.0%	3PT% 3-6 50.0%						
20 Gemma Nunez	G 27:15	2-6	1-3	1-2	0 0 0 1 4	6	3	3	3	0	0	-18	FT% 2-6 33.3%	FT% 6-16 37.6%							
15 Audrey Fuller	14:18	2-3	1-2	0-0	3 1 4 1 0	5	0	1	0	1	0	-14	Technical Fouls: NONE								
10 Sarah Fitzgerald	07:48	0-4	0-2	0-0	1 0 1 4 0	0	0	0	0	0	0	-22									
22 Gianni Boone	13:00	2-9	0-3	1-2	1 2 3 1 1	5	0	1	0	2	1	0									
0 Jessica Woods	07:43	0-2	0-1	0-0	0 0 0 1 0	0	0	0	0	0	0	-12									
12 Hadleigh Dill	07:10	0-3	0-1	0-0	1 0 1 0 1	0	1	0	1	0	0	-8									
24 Peris Smith	04:25	0-1	0-0	2-4	1 0 1 3 2	2	0	0	0	0	0	-3									
4 Taylor Collier	01:50	0-0	0-0	0-0	1 0 1 0 0	0	0	0	0	0	0	0									
21 Logan Nuckols	01:50	0-0	0-0	0-0	0 0 0 0 0	0	0	0	0	0	0	0									
Totals		18-58	7-27	6-16	15 25 40 21 17 49	13	21	5	7	7	-25										

Virginia - 74		Record: 2-0										Shooting By Period									
NO. Name	Min	FG	3P	FT	Rebounds	Fouls	TP	AS	TO	ST	Blocks	+/-	1st FG%	2nd FG%	3rd FG%	4th FG%	GMFG%	3PT%	FT%		
		M/A	M/A	M/A	OR DR TOT	PF					BS BA		7-16	7-16	7-16	7-16	25-62	3-15	2-3		
20 Camryn Taylor	F 27:45	5-12	0-0	6-6	1 2 3 3 5	16	0	2	2	4	1	36	1st FG% 7-16 43.8%	3PT% 4-14 28.6%	FT% 2-2 100%						
4 London Clarkson	F 28:43	3-7	0-0	6-6	1 2 3 2 6	12	2	1	2	0	2	9	2nd FG% 4-13 30.8%	3PT% 4-13 30.8%	FT% 4-5 80%						
4 Jillian Brown	G 28:15	3-12	0-4	6-6	2 5 7 2 4	12	2	0	1	1	1	10	3rd FG% 5-18 27.8%	FT% 4-5 80%	GMFG% 25-62 40.3%						
21 Kymora Johnson	G 28:45	7-14	1-3	0-1	2 4 6 3 2	15	7	1	1	2	1	38	4th FG% 9-16 56.3%	3PT% 0-4 0%	FT% 2-2 100%						
23 Alexia Smith	G 25:48	4-6	1-2	1-2	2 4 6 1 2	10	1	0	2	0	0	-1	1st FG% 6-22 27.3%	3PT% 0-3 0%	FT% 2-2 100%						
0 Olivia McGhee	20:23	1-3	1-2	2-2	1 1 2 1 1	5	0	2	2	0	1	21	2nd FG% 6-19 31.6%	3PT% 0-4 0%	FT% 2-2 100%						
5 Yonta Vaughn	18:24	1-3	0-2	0-0	0 3 3 0 1	4	2	0	2	0	0	1	3rd FG% 5-16 31.3%	GMFG% 25-62 40.3%	3PT% 1-3 33.3%						
12 Edessa Noyan	13:00	1-3	0-0	0-0	2 6 8 2 0	2	0	2	1	0	1	13	4th FG% 9-16 56.3%	3PT% 1-3 33.3%	FT% 2-2 100%						
41 Taylor Lauterbach	06:09	0-0	0-0	0-0	1 1 3 0 0	0	1	0	1	0	0	0	Technical Fouls: NONE								
32 Cady Pauley	04:48	0-2	0-2	0-0	0 0 0 0 0	0	0	0	0	0	0	0									
Totals		25-62	3-15	21-23	13 30 43 17 21 74	16	11	11	7	7	25										

Biggest lead		CAM		UVA		Points from Turnovers		CAM		UVA		Period by Period Scoring					
		7 (3rd 7:51) <th>27 (4th 2:33) <th></th> <th></th> <th>5 <th>20 <th></th> <th></th> <th></th> <th></th> <th>1st</th> <th>2nd</th> <th>3rd</th> <th>4th</th> <th>TOT</th> </th></th></th>	27 (4th 2:33) <th></th> <th></th> <th>5 <th>20 <th></th> <th></th> <th></th> <th></th> <th>1st</th> <th>2nd</th> <th>3rd</th> <th>4th</th> <th>TOT</th> </th></th>			5 <th>20 <th></th> <th></th> <th></th> <th></th> <th>1st</th> <th>2nd</th> <th>3rd</th> <th>4th</th> <th>TOT</th> </th>	20 <th></th> <th></th> <th></th> <th></th> <th>1st</th> <th>2nd</th> <th>3rd</th> <th>4th</th> <th>TOT</th>					1st	2nd	3rd	4th	TOT	
Best Scoring Run	10 (2nd 0:29)	21 (4th 3:01)										CAM	10	25	9	5	49
Lead Changes	4											UVA	17	12	22	74	
Times Tied	3																
Time with Lead	10:28	26:26															

Official Basketball Box Score - Final
William & Mary at Virginia
 11/15/23 John Paul Jones Arena, Charlottesville
 UVA vs W&M Women's Basketball

Game Time: 7:00 PM
 Game Duration: 1:50
 Attendance: 3,588

Officials: Tom Donohor, Roy Jackson, Lauren Nemira

William & Mary - 51		Record: 0-4										Shooting By Period									
NO. Name	Min	FG	3P	FT	Rebounds	Fouls	TP	AS	TO	ST	Blocks	+/-	1st FG%	2nd FG%	3rd FG%	4th FG%	GMFG%	3PT%	FT		

2023-24 BOX SCORES



Official Basketball Box Score - Final
Tulane at Virginia
 11/25/23 John Gray Gymnasium, George Town, Cayman Islands
 2023-24 Women's Basketball

Game Time: 11:00 AM
 Game Duration: 1:58

Officials: Carla Fountain, Mark Resch, Teresa Slack

NO.	Name	Min	FG		3P		FT		Rebounds		Fouls		TP	AS	TO	ST	Blocks		+/-	
			M/A	M/A	M/A	M/A	OR	DR	FF	FD	PF	PD					BS	BA		
12	Hannah Pratt	F 30:47	5-13	3-9	2-4	0	7	7	1	2	15	3	2	2	1	21	1	2	1	-9
21	Irina Parau	F 30:36	0-5	0-1	0-0	0	6	6	0	0	11	2	1	0	2	3	1	0	-14	
0	Kyran Whittington	G 26:14	2-8	0-3	8-10	1	1	2	1	2	1	12	1	2	4	0	0	0	-13	
1	Kaylah Rainey	G 25:56	2-5	2-3	2-2	1	3	4	1	2	8	2	5	0	0	0	0	0	-9	
3	Marta Galic	G 26:23	3-13	1-5	1-2	4	1	5	0	1	8	2	2	2	2	0	1	0	-5	
23	Amira Mabry	28:22	3-6	0-0	3-4	4	5	9	3	2	9	0	1	0	1	0	1	0	-11	
24	Chiarra Brown	08:01	2-4	0-0	0-0	1	1	0	1	0	4	0	2	0	0	0	0	0	-4	
8	Joy Madison-Key	11:56	1-2	0-0	1-2	0	1	1	1	1	3	0	0	0	0	0	0	0	-17	
22	McKenzi Carter	03:31	0-0	0-0	0-0	1	0	1	0	1	0	0	0	0	0	0	0	0	0	
33	Lily Ba	08:15	0-2	0-2	0-0	0	1	1	0	0	0	0	0	0	1	0	0	0	2	
Team			2		4		6		0		2		1		2		1		0	
Totals			18-58	6-23	17-24	14	29	43	10	19	59	9	19	10	4	4	22			

Technical Fouls: NONE

Dead Ball Rebounds: 4, 1

NO.	Name	Min	FG		3P		FT		Rebounds		Fouls		TP	AS	TO	ST	Blocks		+/-	
			M/A	M/A	M/A	M/A	OR	DR	FF	FD	PF	PD					BS	BA		
20	Camryn Taylor	F 17:10	4-6	0-0	0-0	1	2	3	2	1	8	0	0	1	1	0	10			
34	London Clarkson	F 15:46	0-4	0-0	1-2	3	1	4	1	1	1	1	0	3	1	0	0			
0	Olivia McGhee	G 15:07	3-10	1-5	2-2	3	3	6	0	2	9	2	1	0	0	1	5			
4	Jillian Brown	G 14:29	2-7	0-1	1-1	2	1	3	1	1	5	2	1	1	0	1	0	1	5	
21	Kyhora Johnson	G 18:55	3-7	3-6	0-0	1	1	2	0	9	9	6	3	1	0	17				
1	Paris Clark	15:02	2-4	1-2	0-0	2	2	2	3	0	5	0	1	0	0	0	0	0	37	
33	Sam Brunelle	19:35	4-7	4-5	0-0	4	4	4	1	0	12	1	2	1	1	0	0	0	10	
5	Yontia Vaughn	24:36	5-11	4-8	0-0	1	4	5	1	2	14	4	1	0	0	0	1	0	0	
14	Kaydan Lawson	16:33	0-3	0-1	0-0	1	3	4	1	1	4	0	0	0	0	1	9			
32	Cady Pauley	11:02	3-7	2-6	0-0	1	1	1	2	0	8	1	0	1	0	0	10			
23	Alexia Smith	17:25	4-5	0-1	2-2	0	3	3	0	1	10	0	0	3	0	0	23			
12	Edessa Noyan	10:02	0-1	0-0	0-0	1	1	1	0	0	0	0	0	0	1	6				
41	Taylor Lauterbach	04:08	0-2	0-0	0-0	2	2	1	0	0	0	0	0	0	0	0	0	0	0	
Team			3		4		0		0		0		0		0		0		0	
Totals			30-74	15-35	6-7	14	29	43	19	10	81	20	12	13	4	4	22			

Technical Fouls: NONE

Dead Ball Rebounds: 1, 0

TUL	UVA	Points from Turnovers	Points from Paint	Points from Second Chance	Points from Fast Breaks	Points from Bench	Period by Period Scoring					
							1st	2nd	3rd	4th		
15 (1 st 3:01)	24 (4 th 9:45)	6	28	7	13	16	49	12	24	27	18	81
10 (1 st 4:46)	17 (2 nd 6:01)	2	26	13	9	13	12	24	27	18	81	
1												
2												
12:31	25:52											



Official Basketball Box Score - Final
Missouri at Virginia
 11/30/23 John Paul Jones Arena, Charlottesville
 UVA vs Missouri Women's Basketball

Game Time: 5:00 PM
 Game Duration: 2:23
 Attendance: 3,701

Officials: Eric Brewton, Katie Lukulich, Meadow Overstreet

NO.	Name	Min	FG		3P		FT		Rebounds		Fouls		TP	AS	TO	ST	Blocks		+/-	
			M/A	M/A	M/A	M/A	OR	DR	FF	FD	PF	PD					BS	BA		
30	Angelique Ngalakulondi	F 17:13	3-7	0-0	2-6	4	1	5	3	3	8	1	2	1	0	1	2			
43	Hayley Frank	F 39:18	6-14	2-9	7-7	5	5	21	2	6	0	2	0	2	0	-7				
0	Grace Slaughter	G 39:34	6-9	3-5	2-2	0	3	3	1	17	2	3	0	0	0	-3				
4	Mama Dembele	G 40:03	2-10	0-0	2-2	1	5	6	4	3	6	7	2	3	1	4	-9			
24	Ashton Judd	G 42:02	5-12	1-5	3-6	1	5	6	4	5	14	2	3	1	1	-13				
23	Abbey Schreckle	34:10	5-6	3-4	2-3	0	6	6	1	1	15	1	1	0	0	0	0	0		
34	Hannah Linthacum	02:37	0-0	0-0	0-0	0	0	0	1	0	0	0	0	0	0	0	0	0		
14	Abby Feit	06:34	0-2	0-2	0-0	0	3	3	1	0	0	0	0	0	0	0	0	0		
20	Sarah Linthacum	03:23	0-0	0-0	0-0	0	0	0	0	0	0	0	0	0	0	0	0	0		
Team			3		5		13		0		0		0		0		0		0	
Totals			27-60	9-25	18-26	19	32	41	20	18	81	15	18	6	4	6	-6			

Technical Fouls: Frank 3rd 4:25

Dead Ball Rebounds: 4, 0

NO.	Name	Min	FG		3P		FT		Rebounds		Fouls		TP	AS	TO	ST	Blocks		+/-	
			M/A	M/A	M/A	M/A	OR	DR	FF	FD	PF	PD					BS	BA		
20	Camryn Taylor	F 39:12	10-19	0-0	6-7	4	5	9	3	5	26	1	1	0	1	2	2			
33	Sam Brunelle	F 11:32	1-5	1-4	0-0	0	1	1	0	0	3	0	0	0	1	1	-8			
1	Paris Clark	G 29:24	6-13	2-3	0	2	2	4	1	14	7	2	2	2	0	1				
21	Kyhora Johnson	G 33:26	4-13	1-6	0-2	2	2	3	4	1	9	2	2	1	0	0	13			
23	Alexia Smith	G 35:19	5-10	0-2	0	4	9	13	0	10	3	2	2	0	0	13				
4	Jillian Brown	16:48	0-4	0-2	5-6	0	2	2	3	5	3	0	0	1	0	2				
34	London Clarkson	31:36	5-6	0-0	7-8	4	3	7	2	9	17	1	0	1	0	1	9			
0	Olivia McGhee	03:46	0-2	0-2	0-0	0	0	0	1	0	0	0	0	0	0	0	0	0	0	
5	Yontia Vaughn	13:50	0-3	0-1	0-0	0	0	0	0	0	3	0	0	0	0	0	0	0	0	
32	Cady Pauley	04:15	1-2	1-2	0-0	0	0	0	0	0	0	0	0	0	0	0	0	0	0	
12	Edessa Noyan	05:53	0-1	0-0	0-0	0	0	0	0	0	3	0	0	0	0	1	0	0	0	
Team			2		3		0		1		0		0		1		0		0	
Totals			32-78	5-22	18-23	16	28	44	19	19	87	20	10	7	6	4	6			

Technical Fouls: Clark 3rd 4:25

Dead Ball Rebounds: 3, 0

MIZ	UVA	Points from Turnovers	Points from Paint	Points from Second Chance	Points from Fast Breaks	Points from Bench	Period by Period Scoring						
							1st	2nd	3rd	4th			
15 (2 nd 9:30)	8 (3 rd 2:12)	8	21	7	13	18	44	26	10	13	26	6	81
10 (1 st 2:05)	11 (3 rd 7:21)	32	44	7	18	8	8	13	15	27	20	12	87
8													
5													
19:29	22:12												



Official Basketball Box Score - Final
Virginia at LSU
 11/25/23 John Gray Gymnasium, George Town, Cayman Islands
 2023-24 Women's Basketball

Game Time: 5:00 PM
 Game Duration: 2:04
 Attendance: 1,650

Officials: Joe Vaszly, Fatou Cesako-Stephens, Meadow Overstreet

NO.	Name	Min	FG		3P		FT		Rebounds		Fouls		TP	AS	TO	ST	Blocks		+/-
			M/A	M/A	M/A	M/A	OR	DR	FF	FD	PF	PD					BS	BA	
20	Camryn Taylor	F 20:50	1-9	0-0	2-2	2	2	4	3	4	4	0	1	1	2	1	9		
33	Sam Brunelle	F 31:57	5-11	5-11	0-0	0	3	3	0	3	15	0							

2023-24 BOX SCORES



Official Basketball Box Score - Final
Rider at Virginia
 12/06/23 John Paul Jones Arena, Charlottesville
 Virginia vs Rider Women's Basketball
 Game Time: 7:00 PM
 Game Duration: 1:41
 Attendance: 3,676
 Officials: Bruce Morris, Krystle Apekaniz, Keith Batson

Rider - 51		Record: 2-6										Shooting By Period									
NO.	Name	Min	FG	3P	FT	Rebounds	Fouls	TP	AS	TO	ST	Blocks	BS	BA	+/-	1st	2nd	3rd	4th	FT%	
			M/A	M/A	M/A	OR	DR	PF													
44	Kaylan Deveney	C 31:02	3-5	1-1	2-4	0	1	1	2	2	9	2	3	1	0	1	21	1st FG%	6-16	37.5%	
0	Sanaa Redmond	G 17:56	0-4	0-1	0-0	0	3	3	2	0	0	4	1	0	0	1	14	3PT%	2-6	33.3%	
23	Taylor Langan	G 28:49	6-9	0-1	0-1	0	2	2	2	9	12	2	1	0	0	32	FT%	1-1	100%		
24	Makayla Firebaugh	G 35:37	6-14	0-5	0-0	2	4	6	3	0	12	0	2	2	1	0	28	2nd FG%	6-14	42.9%	
55	Jessika Schiffer	G 25:07	2-7	2-7	0-0	0	3	3	1	6	1	1	2	0	0	9	3PT%	0-5	0.0%		
14	Sofie Bruinjies	08:02	0-2	0-1	0-0	0	0	0	0	1	0	0	0	0	0	3	FT%	0-0	0%		
3	Jamia Blake	14:53	2-4	0-0	1-1	0	1	1	2	1	5	0	0	0	0	10	4th FG%	5-11	45.5%		
11	Mariona Cos-Morales	11:11	2-2	0-0	0-0	1	2	3	1	0	4	1	1	0	0	5	3PT%	1-5	20.0%		
1	Alysa McIver	20:10	1-3	1-3	0-0	0	2	2	3	3	2	0	0	0	0	10	FT%	2-5	40%		
10	Molly Lynch	05:21	0-1	0-1	0-0	0	1	1	0	0	0	0	0	0	0	7	GM FG%	22-52	42.3%		
12	Taylor Blunt	00:56	0-1	0-1	0-0	0	0	0	0	0	0	0	0	0	0	3	3PT%	4-21	19.0%		
13	Sam Richardson	00:50	0-0	0-0	0-0	0	0	0	0	0	0	0	0	0	0	3	FT%	3-6	50.0%		
Team						0	0	0	0	0	1										
Totals		22:52	4-21	3-6	3	19	22	15	11	51	16	16	8	1	2	27					

Technical Fouls: NONE
 Dead Ball Rebounds: 1-0

Virginia - 78		Record: 7-2										Shooting By Period									
NO.	Name	Min	FG	3P	FT	Rebounds	Fouls	TP	AS	TO	ST	Blocks	BS	BA	+/-	1st	2nd	3rd	4th	FT%	
			M/A	M/A	M/A	OR	DR	PF													
20	Camryn Taylor	F 27:18	7-11	0-0	4-4	7	6	13	2	3	18	0	3	1	0	0	35	1st FG%	2-16	12.5%	
33	Sam Brunelle	F 23:07	2-11	2-8	1-2	3	1	4	2	1	7	1	0	1	0	16	3PT%	0-6	0.0%		
1	Paris Clark	G 13:28	1-6	0-0	0-0	3	1	4	0	2	0	2	0	0	1	2	7	FT%	7-10	70%	
21	Kymora Johnson	G 25:39	3-9	0-2	1-1	3	4	7	1	1	7	4	0	1	0	31	2nd FG%	9-19	47.4%		
23	Alexia Smith	G 18:25	5-8	1-1	0-0	1	2	0	0	11	1	1	1	0	0	14	3PT%	2-6	33.3%		
4	Jillian Brown	19:22	3-9	0-1	2-5	6	5	11	1	3	8	3	1	2	0	35	FT%	1-4	25%		
5	Yontia Vaughn	20:11	1-3	1-3	0-0	0	3	3	1	1	3	0	2	0	0	9	3rd FG%	10-23	43.5%		
14	Kaydan Lawson	12:06	1-3	1-2	0-2	1	2	3	1	1	0	0	0	0	0	9	3PT%	3-8	37.5%		
32	Cady Pauley	10:38	0-4	0-4	4-4	0	1	0	3	4	2	1	0	0	0	2	FT%	2-2	100%		
0	Olivia McGhee	07:15	2-4	1-3	0-0	0	0	0	0	5	0	0	0	0	0	7	4th FG%	8-18	44.4%		
12	Edessa Noyan	15:10	3-7	1-2	1-2	4	2	6	1	2	8	0	1	2	1	9	3PT%	2-8	25.0%		
41	Taylor Lauterbach	07:22	1-1	0-0	0-0	1	1	2	2	0	1	2	0	0	1	1	3	FT%	3-4	75%	
Team						2	2	4	0	0	0										
Totals		29:76	7-26	13-20	31	29	60	11	15	78	14	10	12	2	1	27					

Technical Fouls: NONE
 Dead Ball Rebounds: 4-0

Biggest lead		RID		UVA		Points from		RID		UVA		Period by Period Scoring					
		1st	2nd	3rd	4th	1st	2nd	3rd	4th	1st	2nd	3rd	4th				
Biggest lead	4 (1 st 0:07)	27	4 th 0:45	Turnovers	4	16	1st	2nd	3rd	4th	TOT	1st	2nd	3rd	4th	TOT	
Best Scoring Run	5 (1 st 0:07)	11	3 rd 6:13	Paint	26	40	FOR	7	18	9	22	56	17	18	9	22	56
Lead Changes	7	Second Chance	0	26	RID	15	12	13	11	51	UVA	11	21	25	21	78	
Times Tied	3	Fast Breaks	4	17	UVA	11	21	25	21	78							
Time with Lead	09:06	Bench	12	33													

Official Basketball Box Score - Final
Wofford at Virginia
 12/06/23 John Paul Jones Arena, Charlottesville
 Virginia vs Wofford Women's Basketball
 Game Time: 1:00 PM
 Game Duration: 1:46
 Attendance: 3,965
 Officials: Bryan Brunette, Ashlee Cook, Orr Chambers

Wofford - 71		Record: 7-4										Shooting By Period									
NO.	Name	Min	FG	3P	FT	Rebounds	Fouls	TP	AS	TO	ST	Blocks	BS	BA	+/-	1st	2nd	3rd	4th	FT%	
			M/A	M/A	M/A	OR	DR	PF													
11	Viola Tulave	F 17:39	1-1	0-0	0-0	0	1	2	0	0	2	0	3	0	0	0	0	0	0	0	0
1	Anabelle Schultz	G 27:59	1-9	1-5	0-0	1	4	5	4	4	3	0	2	5	1	1	1	1	1	1	6
2	Maddie Heiss	G 35:56	6-11	4-7	0-0	1	1	2	3	1	16	1	3	1	0	0	2	2	2	2	1
3	Evangelia Paulk	G 29:10	4-10	1-4	0-0	1	4	5	5	1	9	3	3	1	0	0	2	1	1	1	0
12	Rachael Rose	G 40:00	7-15	1-3	6-7	2	8	10	1	6	21	9	3	3	0	2	1	1	1	1	0
20	Indya Clarke	33:11	6-8	3-4	0-0	0	2	2	2	1	15	1	1	1	0	0	0	0	0	0	0
24	Sara Diddia	09:18	1-3	0-2	0-0	0	0	0	0	0	2	1	1	0	0	0	0	0	0	0	0
0	Jae'Rae Smith	06:47	1-1	1-1	0-0	0	1	1	0	0	3	1	0	0	0	0	0	0	0	0	0
Team						0	1	1	0	0	2										
Totals		27:58	11-26	6-7	5	22	27	17	13	71	16	18	11	1	3	1					

Technical Fouls: NONE
 Dead Ball Rebounds: 0-0

Virginia - 70		Record: 7-3										Shooting By Period									
NO.	Name	Min	FG	3P	FT	Rebounds	Fouls	TP	AS	TO	ST	Blocks	BS	BA	+/-	1st	2nd	3rd	4th	FT%	
			M/A	M/A	M/A	OR	DR	PF													
33	Sam Brunelle	F 11:29	0-1	0-0	0-0	1	2	3	0	0	0	0	1	3	1	0	1	0	0	0	7
34	London Clarkson	F 32:46	2-4	0-0	3-4	5	9	2	5	7	1	1	0	1	0	0	16	1st FG%	2-7	28.6%	
1	Paris Clark	G 24:54	5-9	1-3	3-3	3	2	5	2	4	14	3	1	1	0	0	5	3PT%	0-0	0%	
21	Kymora Johnson	G 22:42	3-9	0-5	1-2	0	1	1	1	1	7	9	2	1	1	0	1	1	1	1	0
23	Alexia Smith	G 23:35	3-7	1-1	0-0	0	4	4	1	1	7	3	2	0	0	0	0	0	0	0	0
0	Olivia McGhee	25:40	6-15	2-6	0-0	1	2	3	1	1	14	0	1	1	0	0	3	2nd FG%	7-17	41.2%	
4	Jillian Brown	11:23	0-4	0-2	2-2	0	3	3	2	1	2	1	3	0	0	0	2	3PT%	1-4	25.0%	
14	Kaydan Lawson	15:43	2-5	0-2	0-0	2	4	6	0	0	4	1	4	2	0	0	6	FT%	4-4	100%	
41	Taylor Lauterbach	07:51	0-2	0-2	0-0	2	1	3	1	0	0	0	1	0	0	0	0	0	0	0	
32	Cady Pauley	07:42	1-3	0-2	0-0	0	0	0	0	0	1	2	1	0	0	0	0	0	0	0	
20	Camryn Taylor	16:17	6-9	0-0	1-2	3	1	4	3	3	13	0	0	0	1	1	1	1	1	1	
Team						2	2	4	0	0	0										
Totals		28:68	4-23	10-13	18	27	45	13	17	70	19	17	8	3	1	1					

Technical Fouls: NONE
 Dead Ball Rebounds: 3-0

Biggest lead		WOF		UVA		Points from		WOF		UVA		Period by Period Scoring					
		1st	2nd	3rd	4th	1st	2nd	3rd	4th	1st	2nd	3rd	4th				
Biggest lead	4 (4 th 6:13)	11	2 nd 2:04	Turnovers	12	16	1st	2nd	3rd	4th	TOT	1st	2nd	3rd	4th	TOT	
Best Scoring Run	9 (3 rd 7:37)	10	2 nd 3:01	Paint	26	34	FOR	7	11	9	22	56	17	18	9	22	56
Lead Changes	11	Second Chance	7	11	UVA	15	15	17	24	71	UVA	16	21	15	18	70	
Times Tied	5	Fast Breaks															

2023-24 BOX SCORES



Official Basketball Box Score - Final
Notre Dame at Virginia
 01/18/24 John Paul Jones Arena, Charlottesville
 Virginia vs No. 19 Notre Dame Women's Basketball

Game Time: 7:00 PM
 Game Duration: 2:09
 Attendance: 4,102

Officials: Angelica Suffren, Carla Fountain, Mark Berger

Notre Dame - 86		Record: 13-3 (4-2)										Shooting By Period									
NO. Name	Min	FG	3P	FT	Rebounds	Fouls	TP	AS	TO	ST	Blocks	BS	BA	+/-	1st	2nd	3rd	4th	GM	FT%	
		M/A	M/A	M/A	OR DR TOT	PF	FD								FG%	FG%	FG%	FG%	FG%	FT%	
21 Macy Westfeld	F 37:59	4-11	1-4	5-6	2	7	9	4	6	14	1	3	2	2	1	1	0	1	0	4	31%
22 Kylee Watson	F 21:51	3-5	0-0	0-2	0	2	2	4	1	6	2	0	0	1	0	0	0	0	1	18	60%
3 Hannah Hidalgo	G 27:23	6-14	2-4	11-14	0	5	5	4	13	23	9	4	3	5	0	2	1	8	0	7	38%
11 Sonia Citron	G 37:33	4-14	2-6	12-12	1	3	4	0	11	28	9	4	3	1	2	7	0	0	0	0	0%
13 Anna DeWolfe	G 26:01	2-7	0-2	2-4	0	0	0	3	2	6	1	1	0	0	0	0	0	0	0	0	0%
15 Natalija Marshall	07:42	1-1	0-0	1-2	1	0	1	3	1	3	0	2	0	0	0	0	0	0	0	0	53%
14 KK Bransford	27:17	2-4	0-0	2-4	1	2	3	1	2	6	0	1	2	1	1	1	0	0	0	0	33%
10 Becky Obinma	04:05	0-0	0-0	0-0	1	1	1	2	0	0	0	1	0	0	0	0	0	0	0	0	0%
Team					5	5	10				0										
Totals		25-56	3-14	33-44	10	25	35	21	35	86	16	15	13	5	7	10					

Technical Fouls: NONE

Dead Ball Rebounds: 6:1

Virginia - 76		Record: 8-9 (0-6)										Shooting By Period									
NO. Name	Min	FG	3P	FT	Rebounds	Fouls	TP	AS	TO	ST	Blocks	BS	BA	+/-	1st	2nd	3rd	4th	GM	FT%	
		M/A	M/A	M/A	OR DR TOT	PF	FD								FG%	FG%	FG%	FG%	FG%	FT%	
20 Camryn Taylor	F 14:27	2-7	0-2	2-2	1	2	3	5	1	6	0	2	0	1	0	0	0	0	0	0	4
34 London Clarkson	F 18:03	2-4	0-0	1-2	2	3	5	6	5	0	4	0	1	0	0	0	0	0	0	0	6
0 Olivia McGhee	G 29:19	5-10	2-4	2-2	0	2	2	4	3	14	1	2	0	1	2	0	0	0	0	0	2
21 Kymora Johnson	G 32:57	6-14	2-7	2-2	2	6	8	3	2	16	7	6	1	0	0	0	0	0	0	0	13
23 Alexia Smith	G 07:42	0-0	0-0	0-0	1	1	2	0	0	1	0	0	0	0	0	0	0	0	0	0	0
1 Paris Clark	G 27:22	6-11	2-3	2-2	0	7	7	3	16	4	3	1	1	1	7	0	0	0	0	0	7
33 Sam Brunelle	15:09	0-2	0-2	0-0	0	0	0	1	0	0	0	0	0	0	0	0	0	0	0	0	0
4 Jillian Brown	08:57	1-2	0-0	4-4	1	1	2	3	6	1	0	0	0	0	0	0	0	0	0	0	15
12 Edessa Noyan	12:04	1-2	0-0	0-0	0	0	0	2	2	0	0	0	0	0	2	1	0	0	0	0	11
41 Taylor Lauterbach	10:00	1-2	1-1	2-2	0	2	2	3	5	0	3	0	1	0	0	0	0	0	0	0	1
5 Yontia Vaughn	07:03	1-3	0-1	2-2	0	0	0	1	2	4	3	0	0	0	0	0	0	0	0	0	3
32 Gady Pauley	06:40	0-2	0-2	0-0	0	0	0	0	0	0	0	0	0	0	0	0	0	0	0	0	0
14 Kaydan Lawson	10:18	1-3	0-1	0-0	1	2	3	2	0	2	0	1	1	1	1	1	0	0	0	0	0
Team					4	4	0				0										
Totals		26-62	7-23	17-18	11	26	37	35	21	76	17	23	7	5	10						

Technical Fouls: NONE

Dead Ball Rebounds: 0:0

UND	UVA	Points from Turnovers	UND	UVA	Period by Period Scoring			
Biggest lead	20 (3 rd 2:50)	3 (1 st 4:44)	1st	2nd	3rd	4th	TOT	
Best Scoring Run	9 (3 rd 7:03)	6 (4 th 4:19)	UND	24	15	25	22	86
Lead Changes	2	9	UND	16	17	14	29	76
Times Tied	2							
Time with Lead	36:16	00:47						



Official Basketball Box Score - Final
Virginia at Florida State
 01/21/24 Donald L Tucker Center, Tallahassee
 2023-24 FSU Women's Basketball

Game Time: 2:00 PM
 Game Duration: 1:55
 Attendance: 2,081

Officials: Ed Sidasky, Timothy Bryant, Kysste Apehiana

Virginia - 91		Record: 9-9 (1-6)										Shooting By Period									
NO. Name	Min	FG	3P	FT	Rebounds	Fouls	TP	AS	TO	ST	Blocks	BS	BA	+/-	1st	2nd	3rd	4th	GM	FT%	
		M/A	M/A	M/A	OR DR TOT	PF	FD								FG%	FG%	FG%	FG%	FG%	FT%	
20 Camryn Taylor	F 16:29	5-10	1-1	0-0	3	7	10	5	0	11	0	1	0	1	0	0	0	0	0	0	4
34 London Clarkson	F 28:11	4-9	0-0	2-5	3	3	6	4	4	10	3	2	2	1	1	1	0	0	0	0	17
0 Olivia McGhee	G 24:26	5-10	2-5	0-0	0	2	2	1	12	1	1	0	0	0	0	0	0	0	0	0	7
1 Paris Clark	G 15:00	2-5	0-1	1-2	2	2	4	2	1	6	3	6	0	0	0	0	0	0	0	0	0
21 Kymora Johnson	G 35:50	14-20	3-7	4-5	2	5	7	1	7	35	6	4	1	0	0	0	0	0	0	0	2
12 Edessa Noyan	25:05	2-0	0-0	4-4	0	4	4	5	3	8	0	1	1	1	0	0	0	0	0	0	0
23 Alexia Smith	15:02	0-3	0-0	0-0	0	4	4	0	0	0	0	1	2	0	1	0	0	0	0	0	4
4 Jillian Brown	20:38	4-6	2-2	0-0	2	4	6	3	0	10	0	2	0	1	0	0	0	0	0	0	9
41 Taylor Lauterbach	04:38	0-0	0-0	0-0	0	1	1	0	0	0	0	0	0	0	0	0	0	0	0	0	0
33 Sam Brunelle	03:57	0-1	0-0	0-0	0	1	1	0	0	0	0	0	0	0	0	0	0	0	0	0	0
14 Kaydan Lawson	07:44	0-1	0-1	0-0	0	1	1	0	0	0	0	0	0	0	0	0	0	0	0	0	0
Team					0	2	0				0										
Totals		36-67	8-17	11-16	12	36	48	24	16	91	14	19	3	6	1	4					

Technical Fouls: NONE

Dead Ball Rebounds: 2:0

Florida State - 87		Record: 14-6 (5-3)										Shooting By Period									
NO. Name	Min	FG	3P	FT	Rebounds	Fouls	TP	AS	TO	ST	Blocks	BS	BA	+/-	1st	2nd	3rd	4th	GM	FT%	
		M/A	M/A	M/A	OR DR TOT	PF	FD								FG%	FG%	FG%	FG%	FG%	FT%	
21 Makayla Timpson	F 27:43	8-16	0-0	5-9	4	3	7	3	6	21	0	0	0	1	3	0	0	0	0	0	0
00 Ta'Niya Latson	G 31:49	8-15	1-5	5-5	0	3	3	1	5	22	6	0	2	0	0	0	0	0	0	0	0
1 Brianna Turnage	G 23:47	1-4	1-3	1-2	1	5	6	1	2	4	3	1	0	0	0	0	0	0	0	0	0
3 O'Mariah Gordon	G 31:12	5-11	1-5	6-7	1	2	3	3	3	17	1	1	2	0	0	0	0	0	0	0	0
4 Sara Bejedi	G 36:13	3-11	2-5	2-2	0	1	1	5	5	10	0	0	0	0	0	0	0	0	0	0	0
13 Costa Viegas	08:07	0-5	0-5	0-0	0	0	0	1	0	0	1	0	0	0	0	0	0	0	0	0	0
24 Amaya Bonner	13:27	0-4	0-1	1-2	1	2	3	0	1	1	0	0	0	0	0	0	0	0	0	0	0
2 Alexia Tucker	15:25	3-7	0-2	2-2	0	0	0	2	8	1	0	0	0	0	0	0	0	0	0	0	0
22 Sakya White	10:52	2-3	0-0	0-0	0	2	3	5	1	0	4	0	0	2	0	0	0	0	0	0	0
32 Avery Treadwell	01:25	0-0	0-0	0-0	0	1	1	0	0	0	1	0	0	0	0	0	0	0	0	0	0
Team					1	0	1				0										
Totals		30-76	5-26	22-29	10	20	30	16	24	87	13	3	7	1	6	0	0	0	0	0	0

Technical Fouls: NONE

Dead Ball Rebounds: 7:2

UNC	UVA	Points from Turnovers	UNC	UVA	Period by Period Scoring			
Biggest lead	10 (1 st 7:24)	8 (3 rd 5:52)	1st	2nd	3rd	4th	TOT	
Best Scoring Run	9 (3 rd 6:55)	9 (3 rd 7:57)	UNC	27	12	26	26	91
Lead Changes	6	15	UNC	22	21	22	27	87
Times Tied	6	7						
Time with Lead	23:58	11:59						



Official Basketball Box Score - Final
Pittsburgh at Virginia
 01/20/24 John Paul Jones Arena, Charlottesville

2023-24 COMBINED STATS



2023-24 Virginia Women's Basketball Combined Team Statistics All games

Page 1/1
as of Jan 28, 2024

Game Records

Record	Overall	Home	Away	Neutral
ALL GAMES	10-10	7-6	2-3	1-1
CONFERENCE	2-7	1-4	1-3	0-0
NON-CONFERENCE	8-3	6-2	1-0	1-1

Score by Periods

Team	1st	2nd	3rd	4th	OT	TOT
Virginia	317	357	383	404	12	1473
Opponents	360	308	347	344	6	1365

Team Box Score

No.	Player				Total		3-Point		F-Throw		Rebounds											
		GP-GS	MIN	AVG	FG-FGA	FG%	3FG-3FGA	3FG%	FT-FTA	FT%	OFF	DEF	TOT	AVG	PF	DQ	A	TO	BLK	STL	PTS	AVG
21	JOHNSON, Kymora	20-20	577:02	28.9	108-263	.411	34-118	.288	34-44	.773	18	75	93	4.7	41	0	105	53	7	34	284	14.2
20	TAYLOR, Camryn	19-18	454:32	23.9	95-210	.452	8-16	.500	70-80	.875	56	63	119	6.3	66	4	9	33	19	13	268	14.1
1	CLARK, Paris	17-14	369:42	21.7	57-143	.399	12-32	.375	29-34	.853	28	40	68	4.0	41	0	26	42	7	25	155	9.1
34	CLARKSON, London	18-12	408:57	22.7	42-88	.477	0-0	.000	51-71	.718	38	46	84	4.7	59	2	14	24	14	17	135	7.5
0	MCGHEE, Olivia	20-5	326:01	16.3	50-129	.388	20-61	.328	19-22	.864	14	32	46	2.3	19	0	7	23	4	14	139	7.0
4	BROWN, Jillian	18-6	345:07	19.2	36-110	.327	5-30	.167	33-39	.846	32	73	105	5.8	31	0	34	24	10	14	110	6.1
33	BRUNELLE, Sam	18-9	322:32	17.9	35-102	.343	24-67	.358	10-13	.769	14	37	51	2.8	26	0	7	17	11	8	104	5.8
5	VAUGHN, Yonta	15-0	285:29	19.0	26-83	.313	11-42	.262	3-7	.429	2	33	35	2.3	14	0	56	23	1	10	66	4.4
23	SMITH, Alexia	20-15	376:04	18.8	32-92	.348	3-16	.188	16-27	.593	22	71	93	4.7	15	0	41	22	3	17	83	4.2
32	PAULEY, Cady	15-0	108:49	7.3	13-48	.271	7-38	.184	5-6	.833	3	6	9	0.6	9	0	5	5	2	2	38	2.5
14	LAWSON, Kaydan	16-0	165:36	10.4	12-36	.333	5-23	.217	8-12	.667	13	28	41	2.6	21	0	7	9	2	7	37	2.3
12	NOYAN, Edessa	16-1	173:58	10.9	13-31	.419	3-7	.429	6-8	.750	11	32	43	2.7	27	2	5	13	10	5	35	2.2
41	LAUTERBACH, Taylor	15-0	111:09	7.4	5-22	.227	2-7	.286	7-10	.700	10	24	34	2.3	20	0	2	11	7	2	19	1.3
Team											43	38	81				4					
Total		20	4025		524-1357	.386	134-457	.293	291-373	.780	304	598	902	45.1	389	8	318	303	97	168	1473	73.7
Opponents		20	4025		482-1248	.386	127-434	.293	274-388	.706	214	557	771	38.6	347	6	287	316	77	151	1365	68.3

Team Statistics

	UVA	OPP
Scoring	1473	1365
Points per game	73.7	68.3
Scoring margin	+5.4	-
Field goals-att	524-1357	482-1248
Field goal pct	.386	.386
3 point fg-att	134-457	127-434
3-point FG pct	.293	.293
3-pt FG made per game	6.7	6.4
Free throws-att	291-373	274-388
Free throw pct	.780	.706
F-Throws made per game	14.6	13.7
Rebounds	902	771
Rebounds per game	45.1	38.6
Rebounding margin	+6.6	-
Assists	318	287
Assists per game	15.9	14.4
Turnovers	303	316
Turnovers per game	15.2	15.8
Turnover margin	+0.7	-
Assist/turnover ratio	1.0	0.9
Steals	168	151
Steals per game	8.4	7.6
Blocks	97	77
Blocks per game	4.9	3.9
Winning streak	1	-
Home win streak	1	-
Attendance	54329	13784
Home games-Avg/Game	13-4179	5-2757
Neutral site-Avg/Game	-	2-825

Team Results

Date	Opponent		Score	Att.
11/08/2023	UMES	W	76-52	3797
11/12/2023	Campbell	W	74-49	3965
11/15/2023	William & Mary	W	80-51	3588
11/19/2023	Oklahoma	L	67-82	4198
11/24/2023	vs Tulane	W	81-59	0
11/25/2023	vs LSU	L	73-76	1650
11/30/2023	Missouri	Wot	87-81	3701
12/03/2023	at La Salle	W	94-73	387
12/06/2023	Rider	W	78-51	3676
12/16/2023	Wofford	L	70-71	3955
12/21/2023	Fordham	W	82-56	4208
12/31/2023	NC State	L	61-72	4541
01/04/2024	at Georgia Tech	L	60-63	1237
01/07/2024	Duke	L	56-60	5041
01/11/2024	at NC State	L	66-93	5500
01/14/2024	at North Carolina	L	68-81	4579
01/18/2024	Notre Dame	L	76-86	4152
01/21/2024	at Florida St.	W	91-87	2081
01/25/2024	Pittsburgh	L	52-56	3817
01/28/2024	North Carolina	W	81-66	5690

2023-24 TEAM STATS



2023-24 Virginia Women's Basketball Overall Team Statistics All games

Page 1/1
as of Jan 28, 2024

Team Statistics

	UVA	OPP
Scoring	1473	1365
Points per game	73.7	68.3
Scoring margin	+5.4	-
Field goals-att	524-1357	482-1248
Field goal pct	.386	.386
3 point fg-att	134-457	127-434
3-point FG pct	.293	.293
3-pt FG made per game	6.7	6.4
Free throws-att	291-373	274-388
Free throw pct	.780	.706
F-Throws made per game	14.6	13.7
Rebounds	902	771
Rebounds per game	45.1	38.6
Rebounding margin	+6.6	-
Assists	318	287
Assists per game	15.9	14.4
Turnovers	303	316
Turnovers per game	15.2	15.8
Turnover margin	+0.7	-
Assist/turnover ratio	1.0	0.9
Steals	168	151
Steals per game	8.4	7.6
Blocks	97	77
Blocks per game	4.9	3.9
Winning streak	1	-
Home win streak	1	-
Attendance	54329	13784
Home games-Avg/Game	13-4179	5-2757
Neutral site-Avg/Game	-	2-825

Score by Periods

Team	1st	2nd	3rd	4th	OT	TOT
Virginia	317	357	383	404	12	1473
Opponents	360	308	347	344	6	1365

2023-24 ACC-ONLY STATS



2023-24 Virginia Women's Basketball Combined Team Statistics In Conference games

Page 1/1
as of Jan 28, 2024

Game Records

Record	Overall	Home	Away	Neutral
ALL GAMES	2-7	1-4	1-3	0-0
CONFERENCE	2-7	1-4	1-3	0-0
NON-CONFERENCE	0-0	0-0	0-0	0-0

Score by Periods

Team	1st	2nd	3rd	4th	OT	TOT
Virginia	132	151	150	178	0	611
Opponents	184	137	193	150	0	664

Team Box Score

No.	Player				Total		3-Point		F-Throw		Rebounds											
		GP-GS	MIN	AVG	FG-FGA	FG%	3FG-3FGA	3FG%	FT-FTA	FT%	OFF	DEF	TOT	AVG	PF	DQ	A	TO	BLK	STL	PTS	AVG
21	JOHNSON, Kymora	9-9	284:57	31.7	55-138	.399	18-59	.305	23-27	.852	12	43	55	6.1	22	0	45	30	2	15	151	16.8
20	TAYLOR, Camryn	8-8	179:23	22.4	41-91	.451	8-13	.615	22-27	.815	17	31	48	6.0	32	4	1	13	6	3	112	14.0
1	CLARK, Paris	9-8	214:50	23.9	25-72	.347	6-12	.500	18-23	.783	16	22	38	4.2	26	0	16	29	4	17	74	8.2
0	MCGHEE, Olivia	9-4	158:50	17.6	22-55	.400	10-25	.400	9-11	.818	6	13	19	2.1	10	0	4	12	1	6	63	7.0
34	CLARKSON, London	9-7	195:55	21.8	18-43	.419	0-0	.000	19-33	.576	13	28	41	4.6	35	2	5	16	8	5	55	6.1
4	BROWN, Jillian	7-1	129:23	18.5	10-29	.345	3-7	.429	7-8	.875	11	21	32	4.6	14	0	10	8	4	3	30	4.3
33	BRUNELLE, Sam	9-3	150:41	16.7	11-38	.289	7-24	.292	7-8	.875	4	16	20	2.2	17	0	2	10	5	3	36	4.0
5	VAUGHN, Yonta	6-0	102:06	17.0	8-35	.229	2-17	.118	3-4	.750	0	10	10	1.7	7	0	18	10	0	4	21	3.5
12	NOYAN, Edessa	7-0	86:32	12.4	6-12	.500	1-4	.250	4-4	1.000	1	11	12	1.7	15	2	2	4	6	1	17	2.4
23	SMITH, Alexia	9-5	130:19	14.5	6-29	.207	0-3	.000	9-16	.563	6	33	39	4.3	8	0	24	10	1	2	21	2.3
41	LAUTERBACH, Taylor	8-0	58:04	7.3	3-13	.231	2-4	.500	4-6	.667	5	10	15	1.9	10	0	1	4	4	0	12	1.5
32	PAULEY, Cady	6-0	31:26	5.2	3-10	.300	2-8	.250	0-0	.000	0	0	0	0.0	2	0	0	1	1	0	8	1.3
14	LAWSON, Kaydan	9-0	77:34	8.6	2-11	.182	0-8	.000	7-8	.875	6	11	17	1.9	10	0	1	3	2	3	11	1.2
Team											16	17	33					1				
Total		9	1800		210-576	.365	59-184	.321	132-175	.754	113	266	379	42.1	208	8	129	151	44	62	611	67.9
Opponents		9	1800		228-563	.405	46-170	.271	162-228	.711	92	267	359	39.9	162	3	135	116	40	74	664	73.8

Team Statistics

	UVA	OPP
Scoring	611	664
Points per game	67.9	73.8
Scoring margin	-5.9	-
Field goals-att	210-576	228-563
Field goal pct	.365	.405
3 point fg-att	59-184	46-170
3-point FG pct	.321	.271
3-pt FG made per game	6.6	5.1
Free throws-att	132-175	162-228
Free throw pct	.754	.711
F-Throws made per game	14.7	18.0
Rebounds	379	359
Rebounds per game	42.1	39.9
Rebounding margin	+2.2	-
Assists	129	135
Assists per game	14.3	15.0
Turnovers	151	116
Turnovers per game	16.8	12.9
Turnover margin	-3.9	-
Assist/turnover ratio	0.9	1.2
Steals	62	74
Steals per game	6.9	8.2
Blocks	44	40
Blocks per game	4.9	4.4
Winning streak	1	-
Home win streak	1	-
Attendance	23241	13397
Home games-Avg/Game	5-4648	4-3349
Neutral site-Avg/Game	-	0-0

Team Results

Date	Opponent	Score	Att.
12/31/2023	NC State	L 61-72	4541
01/04/2024	at Georgia Tech	L 60-63	1237
01/07/2024	Duke	L 56-60	5041
01/11/2024	at NC State	L 66-93	5500
01/14/2024	at North Carolina	L 68-81	4579
01/18/2024	Notre Dame	L 76-86	4152
01/21/2024	at Florida St.	W 91-87	2081
01/25/2024	Pittsburgh	L 52-56	3817
01/28/2024	North Carolina	W 81-66	5690

2023-24 CATEGORY LEADERS



2023-24 Virginia Women's Basketball Category Leaders All games

Page 1/3
as of Jan 28, 2024

Points

##	Player	G	Pts	Pts/G
21	Johnson, Kymora	20	284	14.2
20	Taylor, Camryn	19	268	14.1
1	Clark, Paris	17	155	9.1
0	McGhee, Olivia	20	139	7.0
34	Clarkson, London	18	135	7.5
4	Brown, Jillian	18	110	6.1
33	Brunelle, Sam	18	104	5.8
23	Smith, Alexia	20	83	4.2
5	Vaughn, Yonta	15	66	4.4
32	Pauley, Cady	15	38	2.5
14	Lawson, Kaydan	16	37	2.3
12	Noyan, Edessa	16	35	2.2
41	Lauterbach, Taylor	15	19	1.3

Scoring Average

##	Player	G	Pts	Pts/G
21	Johnson, Kymora	20	284	14.2
20	Taylor, Camryn	19	268	14.1
1	Clark, Paris	17	155	9.1
34	Clarkson, London	18	135	7.5
0	McGhee, Olivia	20	139	7.0
4	Brown, Jillian	18	110	6.1
33	Brunelle, Sam	18	104	5.8
5	Vaughn, Yonta	15	66	4.4
23	Smith, Alexia	20	83	4.2
32	Pauley, Cady	15	38	2.5
14	Lawson, Kaydan	16	37	2.3
12	Noyan, Edessa	16	35	2.2
41	Lauterbach, Taylor	15	19	1.3

Field Goal Percentage

##	Player	FG	Att	Pct
34	Clarkson, London	42	88	.477
20	Taylor, Camryn	95	210	.452
12	Noyan, Edessa	13	31	.419
21	Johnson, Kymora	108	263	.411
1	Clark, Paris	57	143	.399
0	McGhee, Olivia	50	129	.388
23	Smith, Alexia	32	92	.348
33	Brunelle, Sam	35	102	.343
14	Lawson, Kaydan	12	36	.333
4	Brown, Jillian	36	110	.327
5	Vaughn, Yonta	26	83	.313
32	Pauley, Cady	13	48	.271
41	Lauterbach, Taylor	5	22	.227

Field Goal Attempts

##	Player	G	Att	Att/G
21	Johnson, Kymora	20	263	13.2
20	Taylor, Camryn	19	210	11.1
1	Clark, Paris	17	143	8.4
0	McGhee, Olivia	20	129	6.5
4	Brown, Jillian	18	110	6.1

Field Goals Made

##	Player	G	Made	Made/G
21	Johnson, Kymora	20	108	5.4
20	Taylor, Camryn	19	95	5.0
1	Clark, Paris	17	57	3.4
0	McGhee, Olivia	20	50	2.5
34	Clarkson, London	18	42	2.3

2023-24 CATEGORY LEADERS



2023-24 Virginia Women's Basketball Category Leaders All games

Page 2/3
as of Jan 28, 2024

3-Point FG Percentage

##	Player	3FG	Att	Pct
20	Taylor, Camryn	8	16	.500
12	Noyan, Edessa	3	7	.429
1	Clark, Paris	12	32	.375
33	Brunelle, Sam	24	67	.358
0	McGhee, Olivia	20	61	.328
21	Johnson, Kymora	34	118	.288
41	Lauterbach, Taylor	2	7	.286
5	Vaughn, Yonta	11	42	.262
14	Lawson, Kaydan	5	23	.217
23	Smith, Alexia	3	16	.188
32	Pauley, Cady	7	38	.184
4	Brown, Jillian	5	30	.167

3-Point FG Attempts

##	Player	G	Att	Att/G
21	Johnson, Kymora	20	118	5.9
33	Brunelle, Sam	18	67	3.7
0	McGhee, Olivia	20	61	3.1
5	Vaughn, Yonta	15	42	2.8
32	Pauley, Cady	15	38	2.5

3-Point FG Made

##	Player	G	Made	Made/G
21	Johnson, Kymora	20	34	1.7
33	Brunelle, Sam	18	24	1.3
0	McGhee, Olivia	20	20	1.0
1	Clark, Paris	17	12	0.7
5	Vaughn, Yonta	15	11	0.7

Free Throw Percentage

##	Player	Made	Att	Pct
20	Taylor, Camryn	70	80	.875
0	McGhee, Olivia	19	22	.864
1	Clark, Paris	29	34	.853
4	Brown, Jillian	33	39	.846
32	Pauley, Cady	5	6	.833
21	Johnson, Kymora	34	44	.773
33	Brunelle, Sam	10	13	.769
12	Noyan, Edessa	6	8	.750
34	Clarkson, London	51	71	.718
41	Lauterbach, Taylor	7	10	.700
14	Lawson, Kaydan	8	12	.667
23	Smith, Alexia	16	27	.593
5	Vaughn, Yonta	3	7	.429

Free Throw Attempts

##	Player	G	Att	Att/G
20	Taylor, Camryn	19	80	4.2
34	Clarkson, London	18	71	3.9
21	Johnson, Kymora	20	44	2.2
4	Brown, Jillian	18	39	2.2
1	Clark, Paris	17	34	2.0

Free Throws Made

##	Player	G	Made	Made/G
20	Taylor, Camryn	19	70	3.7
34	Clarkson, London	18	51	2.8
21	Johnson, Kymora	20	34	1.7
4	Brown, Jillian	18	33	1.8
1	Clark, Paris	17	29	1.7

Rebounds

##	Player	G	Reb	Reb/G
20	Taylor, Camryn	19	119	6.3
4	Brown, Jillian	18	105	5.8
21	Johnson, Kymora	20	93	4.7
23	Smith, Alexia	20	93	4.7
34	Clarkson, London	18	84	4.7

Assists

##	Player	G	Ast	Ast/G
21	Johnson, Kymora	20	105	5.3
5	Vaughn, Yonta	15	56	3.7
23	Smith, Alexia	20	41	2.1
4	Brown, Jillian	18	34	1.9
1	Clark, Paris	17	26	1.5

Rebounds Average

##	Player	G	Reb	Reb/G
20	Taylor, Camryn	19	119	6.3
4	Brown, Jillian	18	105	5.8
34	Clarkson, London	18	84	4.7
21	Johnson, Kymora	20	93	4.7
23	Smith, Alexia	20	93	4.7

Steals

##	Player	G	Stl	Stl/G
21	Johnson, Kymora	20	34	1.7
1	Clark, Paris	17	25	1.5
34	Clarkson, London	18	17	0.9
23	Smith, Alexia	20	17	0.9
0	McGhee, Olivia	20	14	0.7

2023-24 CATEGORY LEADERS



2023-24 Virginia Women's Basketball Category Leaders All games

Page 3/3
as of Jan 28, 2024

Offensive Rebounds

##	Player	G	OReb	OReb/G
20	Taylor, Camryn	19	56	2.9
34	Clarkson, London	18	38	2.1
4	Brown, Jillian	18	32	1.8
1	Clark, Paris	17	28	1.6
23	Smith, Alexia	20	22	1.1

Blocked Shots

##	Player	G	Blk	Blk/G
20	Taylor, Camryn	19	19	1.0
34	Clarkson, London	18	14	0.8
33	Brunelle, Sam	18	11	0.6
4	Brown, Jillian	18	10	0.6
12	Noyan, Edessa	16	10	0.6

Defensive Rebounds

##	Player	G	DReb	DReb/G
21	Johnson, Kymora	20	75	3.8
4	Brown, Jillian	18	73	4.1
23	Smith, Alexia	20	71	3.6
20	Taylor, Camryn	19	63	3.3
34	Clarkson, London	18	46	2.6

Minutes

##	Player	G	Min	Min/G
21	Johnson, Kymora	20	577	28:51
20	Taylor, Camryn	19	455	23:55
34	Clarkson, London	18	409	22:43
23	Smith, Alexia	20	376	18:48
1	Clark, Paris	17	370	21:45

Fouls

##	Player	G	PF	PF/G
20	Taylor, Camryn	19	66	3.5
34	Clarkson, London	18	59	3.3
21	Johnson, Kymora	20	41	2.1
1	Clark, Paris	17	41	2.4
4	Brown, Jillian	18	31	1.7

Turnovers

##	Player	G	TO	TO/G
21	Johnson, Kymora	20	53	2.7
1	Clark, Paris	17	42	2.5
20	Taylor, Camryn	19	33	1.7
34	Clarkson, London	18	24	1.3
4	Brown, Jillian	18	24	1.3

Foul Outs

##	Player	G	FO
20	Taylor, Camryn	19	4
34	Clarkson, London	18	2
12	Noyan, Edessa	16	2

2023-24 RESULTS/LEADERS



2023-24 Virginia Women's Basketball Season Schedule/Results & Leaders All games

Page 1/1
as of Jan 28, 2024

Game Records

Record	Overall	Home	Away	Neutral
ALL GAMES	10-10	7-6	2-3	1-1
CONFERENCE	2-7	1-4	1-3	0-0
NON-CONFERENCE	8-3	6-2	1-0	1-1

Team Results

Date	Opponent		Score	Att.	High Points	High Rebounds
11/08/2023	UMES	W	76-52	3797	(22) TAYLOR, Camryn	(13) BROWN, Jillian
11/12/2023	Campbell	W	74-49	3965	(16) TAYLOR, Camryn	(8) NOYAN, Edessa
11/15/2023	William & Mary	W	80-51	3588	(17) BROWN, Jillian	(7) TAYLOR, Camryn (7) BROWN, Jillian
11/19/2023	Oklahoma	L	67-82	4198	(17) TAYLOR, Camryn	(9) BROWN, Jillian
11/24/2023	vs Tulane	W	81-59	0	(14) VAUGHN, Yonta	(6) MCGHEE, Olivia
11/25/2023	vs LSU	L	73-76	1650	(19) CLARK, Paris	(7) BROWN, Jillian (7) CLARK, Paris
11/30/2023	Missouri	Wot	87-81	3701	(26) TAYLOR, Camryn	(13) SMITH, Alexia
12/03/2023	at La Salle	W	94-73	387	(17) JOHNSON, Kymora	(8) BROWN, Jillian
12/06/2023	Rider	W	78-51	3676	(18) TAYLOR, Camryn	(13) TAYLOR, Camryn
12/16/2023	Wofford	L	70-71	3955	(14) CLARK, Paris (14) MCGHEE, Olivia	(9) CLARKSON, London
12/21/2023	Fordham	W	82-56	4208	(26) JOHNSON, Kymora	(8) TAYLOR, Camryn
12/31/2023	NC State	L	61-72	4541	(17) TAYLOR, Camryn	(15) TAYLOR, Camryn
01/04/2024	at Georgia Tech	L	60-63	1237	(19) TAYLOR, Camryn	(12) CLARK, Paris
01/07/2024	Duke	L	56-60	5041	(17) TAYLOR, Camryn	(8) JOHNSON, Kymora
01/11/2024	at NC State	L	66-93	5500	(22) TAYLOR, Camryn	(9) SMITH, Alexia
01/14/2024	at North Carolina	L	68-81	4579	(16) TAYLOR, Camryn	(7) TAYLOR, Camryn (7) CLARKSON, London
01/18/2024	Notre Dame	L	76-86	4152	(16) CLARK, Paris (16) JOHNSON, Kymora	(8) JOHNSON, Kymora
01/21/2024	at Florida St.	W	91-87	2081	(35) JOHNSON, Kymora	(10) TAYLOR, Camryn
01/25/2024	Pittsburgh	L	52-56	3817	(17) JOHNSON, Kymora	(8) SMITH, Alexia
01/28/2024	North Carolina	W	81-66	5690	(25) JOHNSON, Kymora	(7) BRUNELLE, Sam

Attendance Summary

	Games	Attend	Avg/Game
Home	13	54329	4179
Away	5	13784	2757
Neutral	2	1650	825
Total	20	69763	3488

2023-24 VIRGINIA GAME HIGHS



2023-24 Virginia Women's Basketball Team High/Low Analysis All games

Page 1/4
as of Jan 28, 2024

Virginia - Game Highs

POINTS	94	at La Salle (12/03/2023)
	91	at Florida St. (01/21/2024)
	87	Missouri (11/30/2023)
	82	Fordham (12/21/2023)
	81	North Carolina (01/28/2024)
	81	vs Tulane (N) (11/24/2023)
FIELD GOALS MADE	36	at Florida St. (01/21/2024)
	33	at La Salle (12/03/2023)
FIELD GOAL ATTEMPTS	83	Oklahoma (11/19/2023)
	82	at NC State (01/11/2024)
FIELD GOAL PERCENTAGE	.537 (36-67)	at Florida St. (01/21/2024)
	.534 (31-58)	Fordham (12/21/2023)
3 PT FG MADE	15	vs Tulane (N) (11/24/2023)
	12	Fordham (12/21/2023)
3 PT FG ATTEMPTS	35	vs Tulane (N) (11/24/2023)
	31	vs LSU (N) (11/25/2023)
	31	UMES (11/08/2023)
3 PT FG PERCENTAGE	.579 (11-19)	North Carolina (01/28/2024)
	.545 (12-22)	Fordham (12/21/2023)
FREE THROWS MADE	23	at La Salle (12/03/2023)
	22	North Carolina (01/28/2024)
	22	Duke (01/07/2024)
FREE THROW ATTEMPTS	28	North Carolina (01/28/2024)
	26	Duke (01/07/2024)
FREE THROW PERCENTAGE	.944 (17-18)	Notre Dame (01/18/2024)
	.920 (23-25)	at La Salle (12/03/2023)
REBOUNDS	60	Rider (12/06/2023)
	60	UMES (11/08/2023)
ASSISTS	22	at La Salle (12/03/2023)
	21	Fordham (12/21/2023)
STEALS	14	Oklahoma (11/19/2023)
	13	vs Tulane (N) (11/24/2023)
BLOCKED SHOTS	8	at Georgia Tech (01/04/2024)
	8	NC State (12/31/2023)
	8	William & Mary (11/15/2023)
	8	UMES (11/08/2023)
TURNOVERS	23	Notre Dame (01/18/2024)
	22	Pittsburgh (01/25/2024)
FOULS	35	Notre Dame (01/18/2024)
	25	at North Carolina (01/14/2024)
	25	Duke (01/07/2024)

2023-24 OPPONENT GAME HIGHS



2023-24 Virginia Women's Basketball Team High/Low Analysis All games

Page 2/4
as of Jan 28, 2024

Opponent - Game Highs

POINTS	93		at NC State (01/11/2024)
	87		at Florida St. (01/21/2024)
	86		Notre Dame (01/18/2024)
	82		Oklahoma (11/19/2023)
	81		at North Carolina (01/14/2024)
	81		Missouri (11/30/2023)
FIELD GOALS MADE	32		at NC State (01/11/2024)
	30		at Florida St. (01/21/2024)
	30		Oklahoma (11/19/2023)
FIELD GOAL ATTEMPTS	76		at Florida St. (01/21/2024)
	71		UMES (11/08/2023)
FIELD GOAL PERCENTAGE	.485	(32-66)	at NC State (01/11/2024)
	.484	(30-62)	Oklahoma (11/19/2023)
3 PT FG MADE	13		Oklahoma (11/19/2023)
	11		Fordham (12/21/2023)
	11		Wofford (12/16/2023)
3 PT FG ATTEMPTS	34		at La Salle (12/03/2023)
	30		Fordham (12/21/2023)
	30		Oklahoma (11/19/2023)
3 PT FG PERCENTAGE	.435	(10-23)	at NC State (01/11/2024)
	.433	(13-30)	Oklahoma (11/19/2023)
FREE THROWS MADE	33		Notre Dame (01/18/2024)
	22		at Florida St. (01/21/2024)
FREE THROW ATTEMPTS	44		Notre Dame (01/18/2024)
	33		at Georgia Tech (01/04/2024)
FREE THROW PERCENTAGE	.895	(17-19)	NC State (12/31/2023)
	.857	(6-7)	Wofford (12/16/2023)
REBOUNDS	56		NC State (12/31/2023)
	49		Oklahoma (11/19/2023)
ASSISTS	22		Oklahoma (11/19/2023)
	20		at North Carolina (01/14/2024)
STEALS	13		Notre Dame (01/18/2024)
	12		Fordham (12/21/2023)
BLOCKED SHOTS	9		Duke (01/07/2024)
	7		at NC State (01/11/2024)
	7		Oklahoma (11/19/2023)
	7		Campbell (11/12/2023)
TURNOVERS	24		Oklahoma (11/19/2023)
	21		Campbell (11/12/2023)
FOULS	23		North Carolina (01/28/2024)
	23		Duke (01/07/2024)

2023-24 VIRGINIA GAME LOWS



2023-24 Virginia Women's Basketball Team High/Low Analysis All games

Page 3/4
as of Jan 28, 2024

Virginia - Game Lows

POINTS	52		Pittsburgh (01/25/2024)
	56		Duke (01/07/2024)
	60		at Georgia Tech (01/04/2024)
	61		NC State (12/31/2023)
	66		at NC State (01/11/2024)
FIELD GOALS MADE	16		Duke (01/07/2024)
	17		Pittsburgh (01/25/2024)
FIELD GOAL ATTEMPTS	50		North Carolina (01/28/2024)
	54		Duke (01/07/2024)
FIELD GOAL PERCENTAGE	.278	(20-72)	NC State (12/31/2023)
	.283	(17-60)	Pittsburgh (01/25/2024)
3 PT FG MADE	1		at Georgia Tech (01/04/2024)
	1		Oklahoma (11/19/2023)
3 PT FG ATTEMPTS	10		Duke (01/07/2024)
	15		Campbell (11/12/2023)
3 PT FG PERCENTAGE	.043	(1-23)	Oklahoma (11/19/2023)
	.063	(1-16)	at Georgia Tech (01/04/2024)
FREE THROWS MADE	6		at NC State (01/11/2024)
	6		vs Tulane (N) (11/24/2023)
FREE THROW ATTEMPTS	7		vs Tulane (N) (11/24/2023)
	8		at NC State (01/11/2024)
FREE THROW PERCENTAGE	.632	(12-19)	NC State (12/31/2023)
	.650	(13-20)	Rider (12/06/2023)
REBOUNDS	35		North Carolina (01/28/2024)
	35		Duke (01/07/2024)
ASSISTS	11		Duke (01/07/2024)
	12		at NC State (01/11/2024)
	12		NC State (12/31/2023)
	12		Oklahoma (11/19/2023)
STEALS	3		at Florida St. (01/21/2024)
	5		at North Carolina (01/14/2024)
	5		Duke (01/07/2024)
	5		NC State (12/31/2023)
BLOCKED SHOTS	0		at North Carolina (01/14/2024)
	2		at NC State (01/11/2024)
	2		Rider (12/06/2023)
	2		at La Salle (12/03/2023)
TURNOVERS	10		Rider (12/06/2023)
	10		Missouri (11/30/2023)
FOULS	9		Fordham (12/21/2023)
	11		Rider (12/06/2023)

2023-24 OPPONENT GAME LOWS



2023-24 Virginia Women's Basketball Team High/Low Analysis All games

Page 4/4
as of Jan 28, 2024

Opponent - Game Lows

POINTS	49		Campbell (11/12/2023)
	51		Rider (12/06/2023)
	51		William & Mary (11/15/2023)
	52		UMES (11/08/2023)
	56		Pittsburgh (01/25/2024)
	56		Fordham (12/21/2023)
FIELD GOALS MADE	18		vs Tulane (N) (11/24/2023)
	18		William & Mary (11/15/2023)
	18		Campbell (11/12/2023)
FIELD GOAL ATTEMPTS	52		Rider (12/06/2023)
	55		Duke (01/07/2024)
FIELD GOAL PERCENTAGE	.269	(18-67)	William & Mary (11/15/2023)
	.282	(20-71)	UMES (11/08/2023)
3 PT FG MADE	2		Duke (01/07/2024)
	2		vs LSU (N) (11/25/2023)
3 PT FG ATTEMPTS	8		vs LSU (N) (11/25/2023)
	14		Notre Dame (01/18/2024)
3 PT FG PERCENTAGE	.111	(2-18)	Duke (01/07/2024)
	.158	(3-19)	William & Mary (11/15/2023)
FREE THROWS MADE	3		Rider (12/06/2023)
	5		Fordham (12/21/2023)
FREE THROW ATTEMPTS	6		Fordham (12/21/2023)
	6		Rider (12/06/2023)
FREE THROW PERCENTAGE	.375	(6-16)	Campbell (11/12/2023)
	.500	(3-6)	Rider (12/06/2023)
REBOUNDS	22		Rider (12/06/2023)
	27		Wofford (12/16/2023)
ASSISTS	7		UMES (11/08/2023)
	9		vs Tulane (N) (11/24/2023)
STEALS	4		vs LSU (N) (11/25/2023)
	4		William & Mary (11/15/2023)
BLOCKED SHOTS	0		Fordham (12/21/2023)
	1		at Florida St. (01/21/2024)
	1		Wofford (12/16/2023)
	1		Rider (12/06/2023)
TURNOVERS	3		at Florida St. (01/21/2024)
	9		at North Carolina (01/14/2024)
FOULS	9		Fordham (12/21/2023)
	10		vs Tulane (N) (11/24/2023)

2023-24 VIRGINIA INDIVIDUAL GAME HIGHS



2023-24 Virginia Women's Basketball Player Highs Analysis All games

Page 1/4
as of Jan 28, 2024

Virginia - Individual Game Highs

POINTS	35		Kymora Johnson at Florida St. (01/21/2024)
	26		Kymora Johnson vs Fordham (12/21/2023)
	26		Camryn Taylor vs Missouri (11/30/2023)
	25		Kymora Johnson vs North Carolina (01/28/2024)
	22		Camryn Taylor at NC State (01/11/2024)
	22		Camryn Taylor vs UMES (11/08/2023)
FIELD GOALS MADE	14		Kymora Johnson at Florida St. (01/21/2024)
	10		Kymora Johnson vs Fordham (12/21/2023)
	10		Camryn Taylor vs Missouri (11/30/2023)
FIELD GOAL ATTEMPTS	21		Kymora Johnson vs NC State (12/31/2023)
	20		Kymora Johnson at Florida St. (01/21/2024)
FIELD GOAL PERCENTAGE (min 5 made)	1.000	(6-6)	Kymora Johnson at La Salle (12/03/2023)
	.833	(5-6)	London Clarkson vs Missouri (11/30/2023)
3 PT FG MADE	6		Kymora Johnson vs Fordham (12/21/2023)
	5		Sam Brunelle vs LSU (N) (11/25/2023)
3 PT FG ATTEMPTS	11		Kymora Johnson vs NC State (12/31/2023)
	11		Sam Brunelle vs LSU (N) (11/25/2023)
3 PT FG PERCENTAGE (min 2 made)	1.000	(2-2)	Jillian Brown at Florida St. (01/21/2024)
	1.000	(2-2)	Camryn Taylor at NC State (01/11/2024)
	1.000	(2-2)	Paris Clark vs NC State (12/31/2023)
	1.000	(2-2)	Olivia McGhee vs NC State (12/31/2023)
	1.000	(2-2)	Camryn Taylor vs NC State (12/31/2023)
FREE THROWS MADE	10		Camryn Taylor at La Salle (12/03/2023)
	8		Camryn Taylor vs UMES (11/08/2023)
FREE THROW ATTEMPTS	10		Alexia Smith vs North Carolina (01/28/2024)
	10		Camryn Taylor at La Salle (12/03/2023)
FREE THROW PERCENTAGE (min 3 made)	1.000	(10-10)	Camryn Taylor at La Salle (12/03/2023)
	1.000	(6-6)	Camryn Taylor vs Campbell (11/12/2023)
	1.000	(6-6)	London Clarkson vs Campbell (11/12/2023)
	1.000	(6-6)	Jillian Brown vs Campbell (11/12/2023)
	1.000	(5-5)	Paris Clark vs North Carolina (01/28/2024)
	1.000	(5-5)	Camryn Taylor vs Oklahoma (11/19/2023)
	1.000	(5-5)	Jillian Brown vs UMES (11/08/2023)
	1.000	(4-4)	Edessa Noyan at Florida St. (01/21/2024)
	1.000	(4-4)	Jillian Brown vs Notre Dame (01/18/2024)
	1.000	(4-4)	Camryn Taylor at North Carolina (01/14/2024)
	1.000	(4-4)	Kymora Johnson vs Duke (01/07/2024)
	1.000	(4-4)	Camryn Taylor at Georgia Tech (01/04/2024)
	1.000	(4-4)	Kaydan Lawson at Georgia Tech (01/04/2024)
	1.000	(4-4)	Cady Pauley vs Rider (12/06/2023)
	1.000	(4-4)	Camryn Taylor vs Rider (12/06/2023)
	1.000	(4-4)	Paris Clark vs LSU (N) (11/25/2023)
1.000	(4-4)	Kymora Johnson vs UMES (11/08/2023)	
1.000	(3-3)	Sam Brunelle vs Duke (01/07/2024)	
1.000	(3-3)	Paris Clark vs Wofford (12/16/2023)	
REBOUNDS	15		Camryn Taylor vs NC State (12/31/2023)
	13		Camryn Taylor vs Rider (12/06/2023)
	13		Alexia Smith vs Missouri (11/30/2023)
	13		Jillian Brown vs UMES (11/08/2023)
ASSISTS	9		Kymora Johnson vs Wofford (12/16/2023)
	9		Kymora Johnson vs Tulane (N) (11/24/2023)
STEALS	5		Paris Clark vs North Carolina (01/28/2024)
	4		Jillian Brown at La Salle (12/03/2023)
	4		Kymora Johnson vs Oklahoma (11/19/2023)

2023-24 OPPONENT INDIVIDUAL GAME HIGHS



2023-24 Virginia Women's Basketball Player Highs Analysis All games

Page 2/4
as of Jan 28, 2024

Virginia - Individual Game Highs

BLOCKED SHOTS	4	London Clarkson at Georgia Tech (01/04/2024)
	4	Camryn Taylor vs Campbell (11/12/2023)
TURNOVERS	6	Kymora Johnson vs Pittsburgh (01/25/2024)
	6	Paris Clark at Florida St. (01/21/2024)
	6	Kymora Johnson vs Notre Dame (01/18/2024)
	6	Kymora Johnson vs Tulane (N) (11/24/2023)
FOULS	5	Edessa Noyan vs North Carolina (01/28/2024)
	5	Edessa Noyan at Florida St. (01/21/2024)
	5	Camryn Taylor at Florida St. (01/21/2024)
	5	Camryn Taylor vs Notre Dame (01/18/2024)
	5	London Clarkson vs Notre Dame (01/18/2024)
	5	Camryn Taylor at NC State (01/11/2024)
	5	Camryn Taylor vs Duke (01/07/2024)
5	London Clarkson at Georgia Tech (01/04/2024)	

NCAA STATISTICAL LEADERS

Virginia - 2023-24 Women's Basketball Ranking Summary thru games 01/30/2024

Statistic	National Rank	Conference Rank	Value	National Leader	Value	Conference Leader	Value
Assist/Turnover Ratio (348 ranked)	71	7	1.05	Michigan St.	1.79	Virginia Tech	1.41
Assists Per Game (348 ranked)	55	4	15.9	Utah	21.1	Virginia Tech	17.2
Bench Points Per Game (348 ranked)	37	3	25.0	Murray St.	40.0	Miami (FL)	27.2
Blocks Per Game (348 ranked)	25	3	4.8	South Carolina	8.6	Duke	6.5
Field Goal Percentage (348 ranked)	259	14	38.6	South Carolina	52.3	Notre Dame	47.4
Field Goal Percentage Defense (348 ranked)	108	7	38.6	South Carolina	30.8	NC State	34.4
Fouls Per Game (348 ranked)	308	15	19.4	Dartmouth	10.3	NC State	13.0
Free Throw Attempts Per Game (348 ranked)	89	7	18.65	LSU	28.41	Louisville	20.48
Free Throw Percentage (348 ranked)	15	1	78.0	Stanford	81.7	Virginia	78.0
Free Throws Made Per Game (348 ranked)	47	5	14.55	LSU	20.86	Louisville	15.38
Rebound Margin (348 ranked)	42	6	6.6	UCLA	16.3	NC State	9.8
Rebounds (Defensive) Per Game (348 ranked)	14	2	29.9	South Carolina	33.9	NC State	32.6
Rebounds (Offensive) Per Game (348 ranked)	21	2	15.2	Ga. Southern	18.5	Syracuse	16.8
Rebounds Per Game (348 ranked)	9	1	45.10	Ga. Southern	48.00	Virginia	45.10
Scoring Defense (348 ranked)	262	12	68.2	UAlbany	50.6	Miami (FL)	58.4
Scoring Margin (348 ranked)	135	11	5.4	South Carolina	35.8	Notre Dame	21.9
Scoring Offense (348 ranked)	69	7	73.6	Iowa	91.0	Notre Dame	83.3
Steals Per Game (348 ranked)	133	7	8.4	West Virginia	14.6	Boston College	12.1
Three Point Attempts Per Game (348 ranked)	65	3	22.8	Marshall	30.8	Virginia Tech	25.2
Three Point Percentage (348 ranked)	229	12	29.3	South Carolina	42.5	Virginia Tech	37.0
Three Point Percentage Defense (348 ranked)	97	4	29.3	Wofford	22.1	Notre Dame	27.2
Three Pointers Per Game (348 ranked)	119	6	6.7	Utah	11.4	Virginia Tech	9.4
Turnover Margin (348 ranked)	166	11	0.65	West Virginia	9.30	Boston College	5.91
Turnovers Forced Per Game (348 ranked)	200	8	15.80	Niagara	25.62	Boston College	21.41
Turnovers Per Game (348 ranked)	123	8	15.2	Colorado St.	8.8	Florida St.	11.2
Winning Percentage (348 ranked)	182	11	50.0	South Carolina	100.0	NC State	90.0

Statistic	Player	National Rank	Conference Rank	Value	National Leader	Value	Conference Leader	Value
Assist/Turnover Ratio (250 ranked)	Yonta Vaughn Kymora Johnson	29 70	2 5	2.43 1.98	Kiara Jackson, UNLV	3.56	Kaylah Ivey, Boston College	3.46
Assists (146 ranked)	Kymora Johnson	34	5	105	Caitlin Clark, Iowa	160	Georgia Amooore, Virginia Tech	135
Assists Per Game (250 ranked)	Kymora Johnson Yonta Vaughn	35 159	5 11	5.2 3.7	McKenna Hofschild, Colorado St.	7.7	Georgia Amooore, Virginia Tech	7.1
Blocks (147 ranked)					Josie Hill, Chicago St.	70	Makayla Timpson, Florida St.	57
Blocks Per Game (248 ranked)	Camryn Taylor	200	16	1.00	Lucy Cochrane, Portland	3.40	Makayla Timpson, Florida St.	2.59
Double Doubles (48 ranked)					Lauren Gustin, BYU	19	Elizabeth Kitley, Virginia Tech	13
Field Goal Attempts (150 ranked)	Kymora Johnson	104	9	263	Caitlin Clark, Iowa	461	Ta'Niya Latson, Florida St.	364
Field Goal Percentage (250 ranked)	Camryn Taylor Kymora Johnson	144 216	11 15	45.2 41.1	Lauren Betts, UCLA	68.3	Makayla Timpson, Florida St.	58.5
Field Goals (146 ranked)					Caitlin Clark, Iowa	223	Elizabeth Kitley, Virginia Tech	186
Free Throw Attempts (148 ranked)					Angel Reese, LSU	166	Deja Kelly, North Carolina	150
Free Throw Percentage (250 ranked)	Camryn Taylor	32	2	87.5	Maya McDermott, UNI	95.5	Kiki Jefferson, Louisville	89.2
Free Throws (146 ranked)	Camryn Taylor	103	7	70	Angel Reese, LSU	122	Ta'Niya Latson, Florida St.	110
Minutes Per Game (150 ranked)					Megan McConnell, Duquesne	38.57	Dyaisha Fair, Syracuse	36.02
Points (196 ranked)	Kymora Johnson	191	15	284	Caitlin Clark, Iowa	672	Hannah Hidalgo, Notre Dame	464
Points Per Game (248 ranked)	Kymora Johnson Camryn Taylor	220 227	13 14	14.2 14.1	Caitlin Clark, Iowa	32.0	Hannah Hidalgo, Notre Dame	24.4
Rebounds (144 ranked)					Lauren Gustin, BYU	324	Elizabeth Kitley, Virginia Tech	220
Rebounds (Defensive) Per Game (30 ranked)					Lauren Gustin, BYU	10.3	Elizabeth Kitley, Virginia Tech	8.0
Rebounds (Offensive) Per Game (30 ranked)					Angel Reese, LSU	5.8		
Rebounds Per Game (246 ranked)					Lauren Gustin, BYU	15.4	Elizabeth Kitley, Virginia Tech	11.0
Steals (138 ranked)					Hannah Hidalgo, Notre Dame	97	Hannah Hidalgo, Notre Dame	97
Steals Per Game (246 ranked)	Kymora Johnson	246	14	1.70	Hannah Hidalgo, Notre Dame	5.11	Hannah Hidalgo, Notre Dame	5.11
Three Point Attempts (148 ranked)	Kymora Johnson	117	6	118	Caitlin Clark, Iowa	275	Dyaisha Fair, Syracuse	187
Three Point Percentage (164 ranked)					Te-Hina Paopao, South Carolina	50.5	Matilda Ekh, Virginia Tech	40.4
Three Pointers (140 ranked)					Caitlin Clark, Iowa	112	Dyaisha Fair, Syracuse	72
Three Pointers Per Game (248 ranked)					Caitlin Clark, Iowa	5.33	Dyaisha Fair, Syracuse	3.60
Triple Doubles (6 ranked)					Caitlin Clark, Iowa	4	Alyssa Ustby, North Carolina Zoe Brooks, NC State Hannah Hidalgo, Notre Dame	1 1 1



OLIVIA MCGHEE

Freshman • Guard • 6-2
 Louisa, Va. • IMG Academy

2023-24

- Tied her season high of 14 points against Wofford (12/16) and No. 19 Notre Dame (1/18)
- Scored 14 points and tallied five rebounds against No. 25 Oklahoma (11/19)

HIGH SCHOOL

- Ranked No. 45 in the 2023 espnW HoopGurlz recruit rankings
- Four-star recruit
- McDonald's All-America nominee
- Played three years at Louisa County High before transferring to IMG Academy in Florida for her senior season
- Led Louisa County to the program's first Class 4 State Championship her sophomore season, averaging 22.8 points and 11.5 rebounds per game
- 2021 Central Virginia Girls Basketball Player of the Year
- 2020 Second Team All-State
- As a freshman, she led the Jefferson District in scoring

CAREER STATISTICS

MCGHEE, Olivia

SEASON	TEAM	GP-GS	MIN/AVG	Field Goals		3-Point		F-Throws		Rebounds				Scoring						
				FG-FGA	FG%	3FG-3FGA	3FG%	FT-FTA	FT%	OFF	DEF	TOT	AVG	PF-FO	A	TO	BLK	STL	PTS	AVG
2023-24	UVa	20-5	326/16.3	50-129	.388	20-61	.328	19-22	.864	14	32	46	2.3	19-0	7	23	4	14	139	7.0
TOTAL		20-5	326/16.3	50-129	.388	20-61	.328	19-22	.864	14	32	46	2.3	19-0	7	23	4	14	139	7.0

Single Game Highs

Statistic	Value
Points	14 vs Oklahoma 11/19/23, vs Wofford 12/16/23, vs Notre Dame 01/18/24
Rebounds	7 vs UMES 11/08/23
Assists	2 vs Tulane 11/24/23
Steals	2 5 times
Blocks	2 vs UMES 11/08/23
FG Made	6 vs Oklahoma 11/19/23, vs Wofford 12/16/23
FG Attempts	15 vs Oklahoma 11/19/23, vs Wofford 12/16/23
3FG Made	2 7 times
3FG Attempts	6 vs Wofford 12/16/23
FT Made	3 vs NC State 12/31/23
FT Attempts	4 vs NC State 12/31/23

2023-24 GAME-BY-GAME STATISTICS

#0 MCGHEE, Olivia

Opponent	Date	GS	MIN	Total		3-Pointers		Free throws		Rebounds				PF	A	TO	BLK	STL	PTS	AVG
				FG-FGA	PCT	3FG-3FGA	PCT	FT-FTA	PCT	OFF	DEF	TOT	AVG							
UMES	11/08/2023		24:19	4-8	.500	2-4	.500	2-3	.667	1	6	7	7.0	1	0	2	2	0	12	12.0
Campbell	11/12/2023		20:23	1-3	.333	1-2	.500	2-2	1.000	1	1	2	4.5	1	0	2	0	2	5	8.5
William & Mary	11/15/2023		13:26	3-6	.500	2-3	.667	2-2	1.000	1	0	1	3.3	0	0	1	0	2	10	9.0
Oklahoma	11/19/2023		26:32	6-15	.400	0-5	.000	2-2	1.000	1	4	5	3.8	3	0	1	1	1	14	10.3
vs Tulane	11/24/2023	*	15:07	3-10	.300	1-5	.200	2-2	1.000	3	3	6	4.2	0	2	1	0	0	9	10.0
vs LSU	11/25/2023		04:40	0-2	.000	0-1	.000	0-0	.000	0	1	1	3.7	1	0	1	0	0	0	8.3
Missouri	11/30/2023		03:46	0-2	.000	0-2	.000	0-0	.000	0	0	0	3.1	1	0	1	0	0	0	7.1
at La Salle	12/03/2023		08:49	1-1	1.000	0-0	.000	0-0	.000	0	0	0	2.8	1	0	0	0	0	2	6.5
Rider	12/06/2023		07:15	2-4	.500	1-3	.333	0-0	.000	0	0	0	2.4	0	0	0	0	0	5	6.3
Wofford	12/16/2023		25:40	6-15	.400	2-6	.333	0-0	.000	1	2	3	2.5	1	0	1	0	1	14	7.1
Fordham	12/21/2023		17:15	2-8	.250	1-5	.200	0-0	.000	0	2	2	2.5	0	1	1	0	2	5	6.9
NC State	12/31/2023		18:09	3-4	.750	2-2	1.000	3-4	.750	1	0	1	2.3	2	0	1	0	2	11	7.3
at Georgia Tech	01/04/2024		04:20	0-1	.000	0-1	.000	0-0	.000	0	1	1	2.2	0	0	1	0	0	0	6.7
Duke	01/07/2024		05:12	0-3	.000	0-1	.000	0-0	.000	0	1	1	2.1	0	0	0	0	1	0	6.2
at NC State	01/11/2024		22:25	3-10	.300	1-4	.250	2-2	1.000	2	2	4	2.3	1	0	4	0	1	9	6.4
at North Carolina	01/14/2024		21:36	4-7	.571	2-4	.500	2-3	.667	1	3	4	2.4	1	1	2	0	0	12	6.8
Notre Dame	01/18/2024	*	29:19	5-10	.500	2-4	.500	2-2	1.000	0	2	2	2.4	4	1	1	0	2	14	7.2
at Florida St.	01/21/2024	*	24:26	5-10	.500	2-5	.400	0-0	.000	0	2	2	2.3	2	1	1	0	0	12	7.4
Pittsburgh	01/25/2024	*	21:59	2-9	.222	1-4	.250	0-0	.000	2	1	3	2.4	0	1	1	0	0	5	7.3
North Carolina	01/28/2024	*	11:24	0-1	.000	0-0	.000	0-0	.000	0	1	1	2.3	0	0	1	1	0	0	7.0
Totals		5	326:01	50-129	.388	20-61	.328	19-22	.864	14	32	46	2.3	19	7	23	4	14	139	7.0

Player Averages

Games Played	Minutes/game	Points/game	FG Pct	3FG Pct	FT Pct	Rebounds/game	Assists/game	Turnovers/game	Assist/Turnover ratio	Steals/game	Blocks/game
20	16.3	7.0	38.8	32.8	86.4	2.3	0.4	1.2	0.3	0.7	0.2



1 Paris Clark

Sophomore • Guard • 5-8
Bronx, N.Y. • Long Island Lutheran • Arizona

2023-24

- Recorded her first career double-double with 13 points and a career-high 12 rebounds at Georgia Tech (1/4)
- Tied for a team-best 14 points against Wofford (12/16)
- Scored a career-high 19 points, including 15 in the first half, against No. 7 LSU (11/25)
- Ranked the No. 33 incoming transfer according to ESPN

2022-23 (at Arizona)

- Played in 24 games, including 14 conference matchups
- Averaged 3.8 points per game and totaled three double-digit scoring performances
- Nearly had a double-double at Oregon with 10 rebounds and nine points
- Made a strong career debut with 10 points, seven rebounds and six steals against NAU
- Tallied nine points and six rebounds at Cal alongside two assists and a steal

High School

- 2022 McDonald's All-American
- 2022 Jordan Brand All-American
- 2022 SLAM All-American
- 2022 New York Gatorade Player of the Year
- Five star recruit ranked No. 21 in the espnW HoopGurlz overall recruit rankings and No. 5 at her position
- Averaged 25.2 points, 8.3 rebounds, 6.1 assists and 4.0 steals at Long Island Lutheran High School
- Long Island Player of the Year as senior

CAREER STATISTICS

CLARK, Paris

SEASON	TEAM	GP-GS	MIN/AVG	Field Goals		3-Point		F-Throws		Rebounds				Scoring						
				FG-FGA	FG%	3FG-3FGA	3FG%	FT-FTA	FT%	OFF	DEF	TOT	AVG	PF-FO	A	TO	BLK	STL	PTS	AVG
2022-23	UA	24-0	318/13.3	36-99	.364	9-26	.346	11-24	.458	28	38	66	2.8	36-0	24	14	2	15	92	3.8
2023-24	UVa	17-14	370/21.7	57-143	.399	12-32	.375	29-34	.853	28	40	68	4.0	41-0	26	42	7	25	155	9.1
TOTAL FOR UVa		17-14	370/21.7	57-143	.399	12-32	.375	29-34	.853	28	40	68	4.0	41-0	26	42	7	25	155	9.1
TOTAL		41-14	688/16.8	93-242	.384	21-58	.362	40-58	.690	56	78	134	3.3	77-0	50	56	9	40	247	6.0

Single Game Highs

Statistic	Value	
Points	19	vs LSU 11/25/23
Rebounds	12	at Georgia Tech 01/04/24
Assists	4	vs Stanford 02/09/23, vs Fordham 12/21/23, vs Notre Dame 01/18/24
Steals	6	vs Northern Ariz. 11/10/22
Blocks	2	vs Missouri 11/30/23
FG Made	7	vs LSU 11/25/23
FG Attempts	17	vs LSU 11/25/23
3FG Made	2	4 times
3FG Attempts	5	vs LSU 11/25/23
FT Made	5	vs North Carolina 01/28/24
FT Attempts	8	at Oregon St. 02/25/23

2023-24 GAME-BY-GAME STATISTICS

#1 CLARK, Paris

Opponent	Date	GS	MIN	Total		3-Pointers		Free throws		Rebounds				PF				PTS	AVG	
				FG-FGA	PCT	3FG-3FGA	PCT	FT-FTA	PCT	OFF	DEF	TOT	AVG	PF	A	TO	BLK			STL
Oklahoma	11/19/2023		07:26	0-2	.000	0-1	.000	0-0	.000	0	0	0	0.0	1	0	1	0	0	0	0.0
vs Tulane	11/24/2023		15:02	2-4	.500	1-2	.500	0-0	.000	0	2	2	1.0	3	0	1	0	0	5	2.5
vs LSU	11/25/2023	*	26:03	7-17	.412	1-5	.200	4-4	1.000	2	5	7	3.0	3	0	1	0	3	19	8.0
Missouri	11/30/2023	*	29:24	6-13	.462	2-3	.667	0-0	.000	2	2	4	3.3	4	2	2	2	2	14	9.5
at La Salle	12/03/2023	*	17:15	5-10	.500	0-3	.000	2-2	1.000	2	4	6	3.8	1	1	2	0	0	12	10.0
Rider	12/06/2023	*	13:28	1-6	.167	0-2	.000	0-0	.000	3	1	4	3.8	0	0	2	1	0	2	8.7
Wofford	12/16/2023	*	24:54	5-9	.556	1-3	.333	3-3	1.000	3	2	5	4.0	2	3	1	0	1	14	9.4
Fordham	12/21/2023	*	21:20	6-10	.600	1-1	1.000	2-2	1.000	0	2	2	3.8	1	4	3	0	2	15	10.1
NC State	12/31/2023	*	17:27	2-6	.333	2-2	1.000	1-2	.500	0	2	2	3.6	2	0	1	0	0	7	9.8
at Georgia Tech	01/04/2024	*	33:59	5-14	.357	0-1	.000	3-4	.750	7	5	12	4.4	3	3	4	1	3	13	10.1
Duke	01/07/2024	*	15:13	0-4	.000	0-0	.000	2-2	1.000	1	0	1	4.1	3	0	2	1	0	2	9.4
at NC State	01/11/2024	*	18:54	3-11	.273	0-1	.000	0-0	.000	3	3	6	4.3	4	0	2	0	2	6	9.1
at North Carolina	01/14/2024	*	24:47	1-8	.125	0-0	.000	2-2	1.000	1	1	2	4.1	4	1	1	0	1	4	8.7
Notre Dame	01/18/2024		27:22	6-11	.545	2-3	.667	2-2	1.000	0	7	7	4.3	4	4	4	1	3	16	9.2
at Florida St.	01/21/2024	*	18:00	2-5	.400	0-1	.000	1-2	.500	2	2	4	4.3	2	3	6	0	0	5	8.9
Pittsburgh	01/25/2024	*	27:41	2-8	.250	1-3	.333	2-4	.500	1	2	3	4.2	1	2	4	1	3	7	8.8
North Carolina	01/28/2024	*	31:27	4-5	.800	1-1	1.000	5-5	1.000	1	0	1	4.0	3	3	5	0	5	14	9.1
Totals		14	369:42	57-143	.399	12-32	.375	29-34	.853	28	40	68	4.0	41	26	42	7	25	155	9.1

Player Averages

Games Played	Minutes/game	Points/game	FG Pct	3FG Pct	FT Pct	Rebounds/game	Assists/game	Turnovers/game	Assist/Turnover ratio	Steals/game	Blocks/game
17	21.7	9.1	39.9	37.5	85.3	4.0	1.5	2.5	0.6	1.5	0.4



4 Jillian Brown

Junior • Guard • 5-10

Grand Rapids, Mich. • East Grand Rapids HS • Northwestern

2023-24

- Tied her career best of four steals along with 12 points and eight rebounds at La Salle (12/3)
- Recorded first career double-double (14 pts, 13 rebounds) in 76-52 season-opening win over UMES (Nov. 8).

At Northwestern (2021-23)

- Appeared in 57 games with 34 starts, including starting 25 of 27 contests her freshman season
- Averaged 8.0 points, 3.8 rebounds and 2.0 assists per game her freshman season with two 17-point games
- Averaged 6.6 points, 3.4 rebounds and 1.0 assists per game her sophomore season
- Turned in a career performance in the win over No. 4 Michigan, scoring a team-high 18 points while adding eight rebounds, three steals, two blocks and two assists (2/13/22)

High School

- Ranked the No. 44 overall recruit in her class by Prospects Nation, No. 50 by ESPN
- 2021 Jersey Mike's Naismith National High School Girls Trophy Watch List
- Averaged 22.4 points, 8 rebounds, 4.2 assists and 3 steals per game during her junior season at East Grand Rapids High, while shooting 35.0 percent from 3FG

CAREER STATISTICS

BROWN, Jillian

SEASON	TEAM	GP-GS	MIN/AVG	Field Goals			3-Point		F-Throws		Rebounds				PF-FO			TO BLK STL			Scoring	
				FG-FGA	FG%	3FG-3FGA	3FG%	FT-FTA	FT%	OFF	DEF	TOT	AVG	PF	FO	A	TO	BLK	STL	PTS	AVG	
2021-22	NU	27-25	799/29.6	75-225	.333	33-123	.268	32-44	.727	22	80	102	3.8	63-1	53	56	12	23	215	8.0		
2022-23	NU	30-9	642/21.4	64-221	.290	20-101	.198	50-59	.847	30	72	102	3.4	62-1	30	50	10	30	198	6.6		
2023-24	UVa	18-6	345/19.2	36-110	.327	5-30	.167	33-39	.846	32	73	105	5.8	31-0	34	24	10	14	110	6.1		
TOTAL FOR UVa		18-6	345/19.2	36-110	.327	5-30	.167	33-39	.846	32	73	105	5.8	31-0	34	24	10	14	110	6.1		
TOTAL		75-40	1786/23.8	175-556	.315	58-254	.228	115-142	.810	84	225	309	4.1	156-2	117	130	32	67	523	7.0		

Single Game Highs

Statistic	Value	
Points	18	vs Michigan 02/13/22
Rebounds	13	vs UMES 11/08/23
Assists	7	vs South Dakota 11/25/21
Steals	4	at Michigan 12/04/22, at La Salle 12/03/23
Blocks	3	vs UMES 11/08/23
FG Made	7	vs Michigan 02/13/22, at DePaul 11/21/21, vs William & Mary 11/15/23
FG Attempts	18	at DePaul 11/21/21
3FG Made	4	vs Valparaiso 11/27/22
3FG Attempts	9	vs Valparaiso 11/27/22
FT Made	8	vs Ohio St. 12/28/22
FT Attempts	8	at Penn St. 02/06/22, vs Ohio St. 12/28/22

2023-24 GAME-BY-GAME STATISTICS

#4 BROWN, Jillian

Opponent	Date	GS	MIN	Total		3-Pointers		Free throws		Rebounds				PF			TO			PTS	
				FG-FGA	PCT	3FG-3FGA	PCT	FT-FTA	PCT	OFF	DEF	TOT	AVG	PF	A	TO	BLK	STL	PTS	AVG	
UMES	11/08/2023	*	30:28	4-10	.400	1-5	.200	5-5	1.000	1	12	13	13.0	3	1	3	3	1	14	14.0	
Campbell	11/12/2023	*	28:15	3-12	.250	0-4	.000	6-6	1.000	2	5	7	10.0	2	2	0	1	1	12	13.0	
William & Mary	11/15/2023	*	26:32	7-13	.538	1-2	.500	2-2	1.000	1	6	7	9.0	2	2	1	0	1	17	14.3	
Oklahoma	11/19/2023	*	18:09	0-6	.000	0-3	.000	0-0	.000	1	8	9	9.0	1	2	2	0	0	0	10.8	
vs Tulane	11/24/2023	*	14:29	2-7	.286	0-1	.000	1-1	1.000	2	1	3	7.8	1	2	1	0	1	5	9.6	
vs LSU	11/25/2023		18:48	2-3	.667	0-0	.000	1-2	.500	4	3	7	7.7	1	3	2	1	1	5	8.8	
Missouri	11/30/2023		16:48	0-4	.000	0-2	.000	5-6	.833	0	2	2	6.9	2	3	0	1	0	5	8.3	
at La Salle	12/03/2023		20:11	5-10	.500	0-3	.000	2-2	1.000	4	4	8	7.0	2	3	1	0	4	12	8.8	
Rider	12/06/2023		19:22	3-9	.333	0-1	.000	2-5	.400	6	5	11	7.4	1	3	1	0	2	8	8.7	
Wofford	12/16/2023		11:23	0-4	.000	0-2	.000	2-2	1.000	0	3	3	7.0	2	1	3	0	0	2	8.0	
Fordham	12/21/2023		11:20	0-3	.000	0-0	.000	0-0	.000	0	3	3	6.6	0	2	2	0	0	0	7.3	
NC State	12/31/2023		16:31	0-2	.000	0-0	.000	0-0	.000	4	2	6	6.6	1	0	1	1	0	0	6.7	
at Georgia Tech	01/04/2024		22:50	2-7	.286	0-1	.000	1-2	.500	2	2	4	6.4	1	1	2	1	1	5	6.5	
Duke	01/07/2024	*	27:56	1-6	.167	1-1	1.000	2-2	1.000	0	5	5	6.3	4	3	0	1	0	5	6.4	
Notre Dame	01/18/2024		08:57	1-2	.500	0-0	.000	4-4	1.000	1	1	2	6.0	3	1	0	0	0	6	6.4	
at Florida St.	01/21/2024		20:38	4-6	.667	2-2	1.000	0-0	.000	2	4	6	6.0	3	0	2	1	0	10	6.6	
Pittsburgh	01/25/2024		14:21	1-2	.500	0-1	.000	0-0	.000	1	3	4	5.9	0	1	3	0	1	2	6.4	
North Carolina	01/28/2024		18:09	1-4	.250	0-2	.000	0-0	.000	1	4	5	5.8	2	4	0	0	1	2	6.1	
Totals			6	345:07	36-110	.327	5-30	.167	33-39	.846	32	73	105	5.8	31	34	24	10	14	110	6.1

Player Averages

Games Played	Minutes/game	Points/game	FG Pct	3FG Pct	FT Pct	Rebounds/game	Assists/game	Turnovers/game	Assist/Turnover ratio	Steals/game	Blocks/game
--------------	--------------	-------------	--------	---------	--------	---------------	--------------	----------------	-----------------------	-------------	-------------



5 Yonta Vaughn

Sophomore • Guard • 5-8
District Heights, Md. • Bishop McNamara HS

2023-24

- Scored a career-high 14 points in 81-59 win over Tulane (11/24)

2022-23

- All-ACC Academic Team
- Appeared in 28 games with seven starts, averaging 3.4 points and 2.3 rebounds per game
- 1.88 assist-to-turnover ratio with 79 assists to 42 turnovers
- Made her collegiate debut in the season-opener, grabbing six rebounds with four assists in 18 minutes (11/7)
- Had her first double-digit scoring game in her second outing, putting up 10 in the win against UMBC (11/10)
- Made her first collegiate start at Notre Dame, scoring five points with four assists (1/22)
- Dished eight assists at Syracuse, the most by a Cavalier in a single game this season (1/26)
- ACC Academic Honor Roll

Background

- Four-year starting point guard for nationally-ranked Bishop McNamara High School
- No. 72 in the ESPN HoopGurlz rankings and No. 15 point guard
- McDonald's All-American nominee
- 2021-22 All-WCAC Second Team

CAREER STATISTICS

VAUGHN, Yonta

		Field Goals		3-Point		F-Throws		Rebounds				Scoring								
SEASON	TEAM	GP-GS	MIN/AVG	FG-FGA	FG%	3FG-3FGA	3FG%	FT-FTA	FT%	OFF	DEF	TOT	AVG	PF-FO	A	TO	BLK	STL	PTS	AVG
2022-23	UVa	28-7	521/18.6	35-132	.265	17-69	.246	8-11	.727	8	55	63	2.3	25-0	79	42	8	17	95	3.4
2023-24	UVa	15-0	285/19.0	26-83	.313	11-42	.262	3-7	.429	2	33	35	2.3	14-0	56	23	1	10	66	4.4
TOTAL		43-7	806/18.7	61-215	.284	28-111	.252	11-18	.611	10	88	98	2.3	39-0	135	65	9	27	161	3.7

Single Game Highs

Statistic	Value	
Points	14	vs Tulane 11/24/23
Rebounds	7	at Pittsburgh 02/05/23, vs Louisville 02/09/23
Assists	8	at Syracuse 01/26/23, vs UMES 11/08/23
Steals	2	6 times
Blocks	2	vs George Washington 11/07/22, vs Florida St. 01/19/23, at Syracuse 01/26/23
FG Made	5	vs Tulane 11/24/23, vs LSU 11/25/23
FG Attempts	11	vs Florida St. 01/19/23, vs Tulane 11/24/23
3FG Made	4	vs Tulane 11/24/23
3FG Attempts	8	vs Tulane 11/24/23
FT Made	4	vs Boston College 01/15/23
FT Attempts	4	vs Boston College 01/15/23, vs NC State 02/12/23

2023-24 GAME-BY-GAME STATISTICS

#5 VAUGHN, Yonta

Opponent	Date	GS	MIN	Total		3-Pointers		Free throws		Rebounds				PF	A	TO	BLK	STL	PTS	AVG
				FG-FGA	PCT	3FG-3FGA	PCT	FT-FTA	PCT	OFF	DEF	TOT	AVG							
UMES	11/08/2023		30:28	2-6	.333	1-3	.333	0-2	.000	1	3	4	4.0	0	8	1	1	2	5	5.0
Campbell	11/12/2023		18:24	1-3	.333	0-2	.000	0-0	.000	0	3	3	3.5	0	4	2	0	0	2	3.5
William & Mary	11/15/2023		21:46	2-5	.400	0-2	.000	0-0	.000	0	4	4	3.7	4	3	2	0	1	4	3.7
Oklahoma	11/19/2023		10:16	0-5	.000	0-2	.000	0-0	.000	0	0	0	2.8	0	0	2	0	0	0	2.8
vs Tulane	11/24/2023		24:36	5-11	.455	4-8	.500	0-0	.000	1	4	5	3.2	1	4	1	0	0	14	5.0
vs LSU	11/25/2023		23:41	5-8	.625	3-4	.750	0-1	.000	0	1	1	2.8	0	7	1	0	0	13	6.3
Missouri	11/30/2023		13:50	0-3	.000	0-1	.000	0-0	.000	0	0	0	2.4	0	3	0	0	1	0	5.4
at La Salle	12/03/2023		20:12	2-4	.500	0-0	.000	0-0	.000	0	5	5	2.8	1	6	4	0	0	4	5.3
Rider	12/06/2023		20:11	1-3	.333	1-3	.333	0-0	.000	0	3	3	2.8	1	3	0	0	2	3	5.0
NC State	12/31/2023		06:44	0-4	.000	0-3	.000	0-0	.000	0	1	1	2.6	0	1	1	0	0	0	4.5
at Georgia Tech	01/04/2024		16:35	1-6	.167	0-3	.000	0-0	.000	0	2	2	2.5	3	3	1	0	1	2	4.3
Duke	01/07/2024		30:22	2-8	.250	0-3	.000	1-2	.500	0	4	4	2.7	2	6	5	0	1	5	4.3
at NC State	01/11/2024		17:47	3-8	.375	1-4	.250	0-0	.000	0	2	2	2.6	1	2	0	0	2	7	4.5
at North Carolina	01/14/2024		23:35	1-6	.167	1-3	.333	0-0	.000	0	1	1	2.5	0	3	3	0	0	3	4.4
Notre Dame	01/18/2024		07:03	1-3	.333	0-1	.000	2-2	1.000	0	0	0	2.3	1	3	0	0	0	4	4.4
Totals		0	285:29	26-83	.313	11-42	.262	3-7	.429	2	33	35	2.3	14	56	23	1	10	66	4.4

Player Averages

Games Played	Minutes/game	Points/game	FG Pct	3FG Pct	FT Pct	Rebounds/game	Assists/game	Turnovers/game	Assist/Turnover ratio	Steals/game	Blocks/game
15	19.0	4.4	31.3	26.2	42.9	2.3	3.7	1.5	2.4	0.7	0.1



10 Mir McLean

Senior • Guard/Forward • 5-11

Baltimore, Md. • Roland Park County School • UConn

2022-23

- All-ACC Academic Team
- After missing the opener with an injury, made her season debut against UMBC, scoring 13 points, on 5-of-6 shooting, with eight rebounds (11/10)
- Logged her third career double-double at American with 11 points and 11 rebounds (11/20)
- Had a double-double of 11 points and a career-high 15 rebounds against Minnesota, giving her two double-doubles in three games (11/26)
- Followed the Minnesota game with her third double-double of the season with 11 points and 14 rebounds against ECU (11/27)
- Had her third-straight double-double (fourth in five games) at Penn State, scoring a career-high 24 points with 13 rebounds, while also dishing five assists (11/30)
- Had a double-double by halftime of the win at William & Mary (18 & 13), finishing the game with 22 points and a career-high 17 rebounds (12/7)
- Suffered a season-ending knee injury in the NC State game (1/8). She had grabbed 11 rebounds in the contest before leaving the game in the third quarter. She was ranked third in the ACC and 34th in the nation with 9.6 rebounds per game and led the ACC and is 22nd in the nation in offensive rebounds per game at 3.9 when her season ended. She ranked second on the team in scoring, averaging 12.2 points per game. She had a team-best five double-doubles this season

Background

- Four-year starting point guard for nationally-ranked Bishop McNamara High School
- No. 72 in the ESPN HoopGurlz rankings and No. 15 point guard
- Ranked as the No. 49 recruit by Collegiate Girls Basketball and No. 66 by All-Star Girls Report
- McDonald's All-American nominee
- Two-time Washington Post All-Met honorable mention
- 2021-22 All-WCAC Second Team

2023-24 GAME-BY-GAME STATISTICS

CAREER STATISTICS

MCLEAN, Mir

SEASON	TEAM	GP-GS	MIN/AVG	Field Goals		3-Point		F-Throws		Rebounds				Scoring						
				FG-FGA	FG%	3FG-3FGA	3FG%	FT-FTA	FT%	OFF	DEF	TOT	AVG	PF-FO	A	TO	BLK	STL	PTS	AVG
2020-21	UConn	24-0	171/7.1	26-56	.464	1-3	.333	15-20	.750	25	26	51	2.1	25-0	11	13	6	6	68	2.8
2021-22	UConn	14-9	314/22.4	45-104	.433	1-7	.143	34-50	.680	43	50	93	6.6	42-2	7	29	13	17	125	8.9
2022-23	UVa	15-13	345/23.0	66-115	.574	2-4	.500	49-75	.653	58	86	144	9.6	43-4	23	31	9	26	183	12.2
TOTAL FOR UVa		26-22	651/25.0	111-218	.509	3-11	.273	83-123	.675	100	135	235	9.0	85-6	30	60	22	43	308	11.8
TOTAL		53-22	830/15.7	137-275	.498	4-14	.286	98-145	.676	126	162	288	5.4	110-6	41	73	28	49	376	7.1

Single Game Highs

Statistic	Value	
Points	24	at Penn St. 11/30/22
Rebounds	17	at William & Mary 12/07/22
Assists	5	at Penn St. 11/30/22
Steals	5	vs Wake Forest 11/13/22
Blocks	3	vs Virginia Tech 01/27/22, vs Duke 02/17/22
FG Made	8	vs Syracuse 02/08/22
FG Attempts	12	vs Syracuse 02/08/22, at Wake Forest 02/13/22
3FG Made	1	4 times
3FG Attempts	2	vs Miami (FL) 02/15/22, vs Virginia Tech 01/27/22, at American 11/20/22
FT Made	9	at Penn St. 11/30/22
FT Attempts	11	at Penn St. 11/30/22, at William & Mary 12/07/22



12 Edessa Noyan

Freshman • Forward • 6-3
Södertälje, Sweden • Täljegymnasiet

2023-24

- Tied her season high of eight points in UVA's 91-87 road win over then-No. 15 Florida State (1/21)
- Scored a season-high eight points against Rider (12/6)
- Pulled down a season-high eight rebounds against Campbell (11/12)

Background

- Named to the U20 Swedish Junior National Team roster for the 2023 Nordic Championships and the U20 European Championships
- Helped the Swedish U 18 Junior National Team win the 2022 Nordic Championships, averaging 18.8 points per game while also pacing the squad in rebounding during their run
- Represented her country in Division A of the 2022 U18 European Championships
- Played on the Sodertälje Club Team, one of the best teams in Sweden's top division

CAREER STATISTICS

NOYAN, Edessa

SEASON TEAM	GP-GS	MIN/AVG	Field Goals		3-Point		F-Throws		Rebounds				Scoring						
			FG-FGA	FG%	3FG-3FGA	3FG%	FT-FTA	FT%	OFF	DEF	TOT	AVG	PF	FO	A	TO	BLK	STL	PTS
2023-24 UVA	16-1	174/10.9	13-31	.419	3-7	.429	6-8	.750	11	32	43	2.7	27-2	5	13	10	5	35	2.2
TOTAL	16-1	174/10.9	13-31	.419	3-7	.429	6-8	.750	11	32	43	2.7	27-2	5	13	10	5	35	2.2

Single Game Highs

Statistic	Value	
Points	8	vs Rider 12/06/23, at Florida St. 01/21/24
Rebounds	8	vs Campbell 11/12/23
Assists	2	vs William & Mary 11/15/23
Steals	2	vs Rider 12/06/23
Blocks	3	vs North Carolina 01/28/24
FG Made	3	vs Rider 12/06/23
FG Attempts	7	vs Rider 12/06/23
3FG Made	1	vs UMEs 11/08/23, vs Rider 12/06/23, vs North Carolina 01/28/24
3FG Attempts	3	vs North Carolina 01/28/24
FT Made	4	at Florida St. 01/21/24
FT Attempts	4	at Florida St. 01/21/24

2023-24 GAME-BY-GAME STATISTICS

#12 NOYAN, Edessa

Opponent	Date	GS	MIN	Total		3-Pointers		Free throws		Rebounds				PF	A	TO	BLK	STL	PTS	AVG
				FG-FGA	PCT	3FG-3FGA	PCT	FT-FTA	PCT	OFF	DEF	TOT	AVG							
UMES	11/08/2023	*	15:05	2-2	1.000	1-1	1.000	0-0	.000	3	3	6	6.0	3	1	2	0	1	5	5.0
Campbell	11/12/2023		13:00	1-3	.333	0-0	.000	0-0	.000	2	6	8	7.0	2	0	2	0	1	2	3.5
William & Mary	11/15/2023		14:20	0-1	.000	0-0	.000	1-2	.500	1	4	5	6.3	0	2	1	1	0	1	2.7
Oklahoma	11/19/2023		04:16	0-1	.000	0-0	.000	0-0	.000	0	1	1	5.0	0	0	1	1	0	0	2.0
vs Tulane	11/24/2023		10:02	0-1	.000	0-0	.000	0-0	.000	0	1	1	4.2	1	0	0	0	0	0	1.6
vs LSU	11/25/2023		05:38	0-1	.000	0-0	.000	0-0	.000	0	1	1	3.7	2	0	2	0	0	0	1.3
Missouri	11/30/2023		05:53	0-1	.000	0-0	.000	0-0	.000	0	3	3	3.6	3	0	0	1	0	0	1.1
at La Salle	12/03/2023		04:02	1-2	.500	0-0	.000	0-0	.000	0	0	0	3.1	0	0	0	0	0	2	1.3
Rider	12/06/2023		15:10	3-7	.429	1-2	.500	1-2	.500	4	2	6	3.4	1	0	1	1	2	8	2.0
Duke	01/07/2024		04:08	0-0	.000	0-0	.000	0-0	.000	0	1	1	3.2	0	0	0	0	0	0	1.8
at NC State	01/11/2024		01:43	0-0	.000	0-0	.000	0-0	.000	0	0	0	2.9	0	0	0	0	0	0	1.6
at North Carolina	01/14/2024		04:50	0-0	.000	0-0	.000	0-0	.000	1	1	2	2.8	2	1	0	0	0	0	1.5
Notre Dame	01/18/2024		12:03	1-2	.500	0-0	.000	0-0	.000	0	0	0	2.6	2	0	0	2	0	2	1.5
at Florida St.	01/21/2024		25:05	2-2	1.000	0-0	.000	4-4	1.000	0	4	4	2.7	5	0	1	1	1	8	2.0
Pittsburgh	01/25/2024		16:01	1-3	.333	0-1	.000	0-0	.000	0	3	3	2.7	1	0	1	0	0	2	2.0
North Carolina	01/28/2024		22:42	2-5	.400	1-3	.333	0-0	.000	0	2	2	2.7	5	1	2	3	0	5	2.2
Totals		1	173:58	13-31	.419	3-7	.429	6-8	.750	11	32	43	2.7	27	5	13	10	5	35	2.2

Player Averages

Games Played	Minutes/game	Points/game	FG Pct	3FG Pct	FT Pct	Rebounds/game	Assists/game	Turnovers/game	Assist/Turnover ratio	Steals/game	Blocks/game
16	10.9	2.2	41.9	42.9	75.0	2.7	0.3	0.8	0.4	0.3	0.6



14 Kaydan Lawson

Senior • Guard • 6-0
Cleveland, Ohio • Orange HS

2022-23

- All-ACC Academic Team
- Appeared in 28 games with 18 starts
- Averaged 5.6 points and 4.5 rebounds per game. Had 30 steals with 15 blocked shots
- Scored a career-high 18 points in the opener against GW, passing her previous high of 14 against BC last season (11/7)
- 5-of-8 shooting for 15 points in the win against Wake Forest (11/13)
- Grabbed a career-high 15 rebounds against Boston College, also logging her first career double-double with 11 points (1/15)
- ACC Academic Honor Roll

2021-22

- Appeared in 26 of 27 games, missing the season-opener at JMU
- Averaged 4.3 points per game with 4.4 rebounds
- Had a team-high nine rebounds against USC, her first time leading the team in rebounds (11/14)
- Scored 10 points in the Richmond game, her first double-digit scoring game of the year (11/29)
- Led the team in rebounding at George Washington while also logging her second double-digit scoring game with 10 points (12/5)
- Made her first career start at Georgia Tech (1/9)
- Grabbed a career-high 14 rebounds at North Carolina (1/20), the highest single-game effort by a Cavalier this season
- Scored a team-high 10 points in the next game at Duke (1/23)
- Scored a career-high 14 points at Boston College (2/3)

2023-24 GAME-BY-GAME STATISTICS

#14 LAWSON, Kaydan

Opponent	Date	GS	MIN	Total		3-Pointers		Free throws		Rebounds				PF	A	TO	BLK	STL	PTS	AVG
				FG-FGA	PCT	3FG-3FGA	PCT	FT-FTA	PCT	OFF	DEF	TOT	AVG							
Oklahoma	11/19/2023		15:30	2-4	.500	1-3	.333	1-2	.500	1	3	4	4.0	3	1	0	0	2	6	6.0
vs Tulane	11/24/2023		16:33	0-3	.000	0-1	.000	0-0	.000	1	3	4	4.0	4	0	0	0	0	0	3.0
vs LSU	11/25/2023		01:38	0-0	.000	0-0	.000	0-0	.000	0	0	0	2.7	0	0	0	0	0	2.0	2.0
at La Salle	12/03/2023		11:10	3-6	.500	1-3	.333	0-0	.000	2	1	3	2.8	0	1	1	0	0	7	3.3
Rider	12/06/2023		12:06	1-3	.333	1-2	.500	0-2	.000	1	2	3	2.8	1	0	0	0	0	3	3.2
Wofford	12/16/2023		15:42	2-5	.400	0-2	.000	0-0	.000	2	4	6	3.3	0	1	4	0	2	4	3.3
Fordham	12/21/2023		15:23	2-4	.500	2-4	.500	0-0	.000	0	4	4	3.4	3	3	1	0	0	6	3.7
NC State	12/31/2023		12:22	0-1	.000	0-1	.000	1-2	.500	0	1	1	3.1	0	1	0	0	0	1	3.4
at Georgia Tech	01/04/2024		08:59	0-0	.000	0-0	.000	4-4	1.000	3	1	4	3.2	1	0	0	0	0	4	3.4
Duke	01/07/2024		06:45	0-0	.000	0-0	.000	0-0	.000	0	0	0	2.9	1	0	0	0	0	0	3.1
at NC State	01/11/2024		12:46	1-2	.500	0-1	.000	2-2	1.000	1	1	2	2.8	1	0	0	0	1	4	3.2
at North Carolina	01/14/2024		05:51	0-0	.000	0-0	.000	0-0	.000	0	0	0	2.6	2	0	0	0	0	0	2.9
Notre Dame	01/18/2024		10:18	1-3	.333	0-1	.000	0-0	.000	1	2	3	2.6	2	0	1	1	1	2	2.8
at Florida St.	01/21/2024		07:44	0-1	.000	0-1	.000	0-0	.000	0	1	1	2.5	1	0	0	1	0	0	2.6
Pittsburgh	01/25/2024		12:44	0-4	.000	0-4	.000	0-0	.000	1	5	6	2.7	2	0	2	0	1	0	2.5
North Carolina	01/28/2024		00:05	0-0	.000	0-0	.000	0-0	.000	0	0	0	2.6	0	0	0	0	0	0	2.3
Totals			0 165:36	12-36	.333	5-23	.217	8-12	.667	13	28	41	2.6	21	7	9	2	7	37	2.3

Player Averages

Games Played	Minutes/game	Points/game	FG Pct	3FG Pct	FT Pct	Rebounds/game	Assists/game	Turnovers/game	Assist/Turnover ratio	Steals/game	Blocks/game
16	10.4	2.3	33.3	21.7	66.7	2.6	0.4	0.6	0.8	0.4	0.1

CAREER STATISTICS

LAWSON, Kaydan

SEASON	TEAM	GP-GS	MIN/AVG	Field Goals		3-Point		F-Throws		Rebounds				Scoring						
				FG-FGA	FG%	3FG-3FGA	3FG%	FT-FTA	FT%	OFF	DEF	TOT	AVG	PF-FO	A	TO	BLK	STL	PTS	AVG
2020-21	UVa	5-1	125/24.9	14-42	.333	3-9	.333	14-18	.778	6	10	16	3.2	14-0	11	19	4	7	45	9.0
2021-22	UVa	26-1	522/20.1	41-146	.281	9-59	.153	20-38	.526	35	79	114	4.4	66-3	43	46	10	21	111	4.3
2022-23	UVa	28-18	623/22.3	51-165	.309	24-88	.273	30-44	.682	38	89	127	4.5	73-2	39	50	15	30	156	5.6
2023-24	UVa	16-0	166/10.4	12-36	.333	5-23	.217	8-12	.667	13	28	41	2.6	21-0	7	9	2	7	37	2.3
TOTAL		75-20	1435/19.1	118-389	.303	41-179	.229	72-112	.643	92	206	298	4.0	174-5	100	124	31	65	349	4.7

Single Game Highs

Statistic	Value	
Points	18	vs George Washington 11/07/22
Rebounds	15	vs Boston College 01/15/23
Assists	5	vs Syracuse 02/08/22, vs North Carolina 01/12/23
Steals	4	vs Duke 02/19/23
Blocks	2	6 times
FG Made	7	vs George Washington 11/07/22
FG Attempts	15	at Duke 01/23/22
3FG Made	4	vs George Washington 11/07/22
3FG Attempts	8	vs Duke 02/19/23
FT Made	5	vs East Carolina 11/29/20, vs Clemson 12/10/20, vs Campbell 11/23/22
FT Attempts	7	vs Campbell 11/23/22



20 Camryn Taylor

Fifth Year • Forward • 6-2
Peoria, Ill. • Richwoods HS • Marquette

2023-24

- Registered a double-double with 11 points and 10 rebounds in UVA's 91-87 road win at then-No. 15 Florida State
- Recorded her 10th career double-double with 17 points and a career-high 15 rebounds against No. 3 NC State (12/31)
- Finished with 18 points and 13 rebounds in UVA's win over Rider (12/6)
- Her 13 rebounds against the Broncs also tied her career high
- Finished a career-best 10-for-10 at the free throw at La Salle (12/3)
- Recorded her 12th career 20-point game with 22 points in UVA's 76-52 win over UMES (11/8)
- Also made a career-high eight free throws on nine attempts against the Hawks

2022-23

- All-ACC Second Team
- Started all 30 games, leading the team in scoring (13.9 ppg) and rebounding (6.3 rpg)
- Finished 10th in the ACC in points per game
- Finished seventh in the ACC in field goal shooting percentage (45.9 percent) and 10th in field goal percentage (74.5 percent)
- Logged 21 games scoring in double figures, including with two 20-point performances and two double-doubles
- Team's leading scorer in 14 of 30 games with seven times being the top rebounder
- Scored in double figures in each of the first four games of the season and six of the first seven

2023-24 GAME-BY-GAME STATISTICS

#20 TAYLOR, Camryn

Opponent	Date	GS	MIN	Total		3-Pointers		Free throws		Rebounds				PF	A	TO	BLK	STL	PTS	AVG
				FG-FGA	PCT	3FG-3FGA	PCT	FT-FTA	PCT	OFF	DEF	TOT	AVG							
UMES	11/08/2023	*	31:03	7-15	.467	0-3	.000	8-9	.889	7	2	9	9.0	3	1	5	0	1	22	22.0
Campbell	11/12/2023	*	27:45	5-12	.417	0-0	.000	6-6	1.000	1	2	3	6.0	3	0	2	4	2	16	19.0
William & Mary	11/15/2023	*	23:40	4-12	.333	0-0	.000	4-5	.800	3	4	7	6.3	3	1	2	2	1	12	16.7
Oklahoma	11/19/2023	*	24:07	6-12	.500	0-0	.000	5-5	1.000	5	1	6	6.3	4	1	2	1	2	17	16.8
vs Tulane	11/24/2023	*	17:10	4-6	.667	0-0	.000	0-0	.000	1	2	3	5.6	2	0	0	1	1	8	15.0
vs LSU	11/25/2023	*	20:50	1-9	.111	0-0	.000	2-2	1.000	2	2	4	5.3	3	0	1	2	1	4	13.2
Missouri	11/30/2023	*	39:12	10-19	.526	0-0	.000	6-7	.857	4	5	9	5.9	3	1	1	1	0	26	15.0
at La Salle	12/03/2023	*	21:35	0-5	.000	0-0	.000	10-10	1.000	2	3	5	5.8	4	2	0	0	1	10	14.4
Rider	12/06/2023	*	27:18	7-11	.636	0-0	.000	4-4	1.000	7	6	13	6.6	2	0	3	0	1	18	14.8
Wofford	12/16/2023	*	16:17	6-9	.667	0-0	.000	1-2	.500	3	1	4	6.3	3	0	1	0	0	13	14.6
Fordham	12/21/2023	*	26:13	4-9	.444	0-0	.000	2-3	.667	4	4	8	6.5	4	2	3	2	0	10	14.2
NC State	12/31/2023	*	31:02	7-16	.438	2-2	1.000	1-2	.500	4	11	15	7.2	4	1	3	0	0	17	14.4
at Georgia Tech	01/04/2024	*	32:29	7-12	.583	1-1	1.000	4-4	1.000	0	4	4	6.9	4	0	2	1	2	19	14.8
Duke	01/07/2024	*	21:57	5-10	.500	0-1	.000	7-9	.778	2	0	2	6.6	5	0	0	0	0	17	14.9
at NC State	01/11/2024	*	27:56	9-16	.563	2-2	1.000	2-4	.500	3	3	6	6.5	5	0	3	2	0	22	15.4
at North Carolina	01/14/2024	*	26:13	5-15	.333	2-3	.667	4-4	1.000	3	4	7	6.6	4	0	2	0	1	16	15.4
Notre Dame	01/18/2024	*	14:27	2-7	.286	0-2	.000	2-2	1.000	1	2	3	6.4	5	0	2	1	0	6	14.9
at Florida St.	01/21/2024	*	16:29	5-10	.500	1-1	1.000	0-0	.000	3	7	10	6.6	5	0	1	1	0	11	14.7
Pittsburgh	01/25/2024	*	08:50	1-5	.200	0-1	.000	2-2	1.000	1	0	1	6.3	0	0	0	1	0	4	14.1
Totals			18 454:32	95-210	.452	8-16	.500	70-80	.875	56	63	119	6.3	66	9	33	19	13	268	14.1

Player Averages

Games Played	Minutes/game	Points/game	FG Pct	3FG Pct	FT Pct	Rebounds/game	Assists/game	Turnovers/game	Assist/Turnover ratio	Steals/game	Blocks/game
19	23.9	14.1	45.2	50.0	87.5	6.3	0.5	1.7	0.3	0.7	1.0

CAREER STATISTICS

TAYLOR, Camryn

SEASON	TEAM	GP-GS	MIN/AVG	Field Goals		3-Point		F-Throws		Rebounds				Scoring							
				FG-FGA	FG%	3FG-3FGA	3FG%	FT-FTA	FT%	OFF	DEF	TOT	AVG	PF-FO	A	TO	BLK	STL	PTS	AVG	
2019-20	Marq	31-0	506/16.3	114-214	.533	0-0	.000	59-94	.628	47	71	118	3.8	74-1	22	40	17	12	287	9.3	
2020-21	Marq	26-26	640/24.6	128-248	.516	0-3	.000	55-82	.671	74	105	179	6.9	85-3	44	53	10	15	311	12.0	
2021-22	UVa	12-12	326/27.2	60-149	.403	2-11	.182	32-43	.744	25	48	73	6.1	38-2	14	34	5	15	154	12.8	
2022-23	UVa	30-30	748/24.9	168-366	.459	3-18	.167	79-106	.745	75	110	185	6.2	105-6	21	71	23	34	418	13.9	
2023-24	UVa	19-18	455/23.9	95-210	.452	8-16	.500	70-80	.875	56	63	119	6.3	66-4	9	33	19	13	268	14.1	
TOTAL FOR UVa		61-60	1529/25.1	323-725	.446	13-45	.289	181-229	.790	156	221	377	6.2	209-12	44	138	47	62	840	13.8	
TOTAL			118-86	2675/22.7	565-1187	.476	13-48	.271	295-405	.728	277	397	674	5.7	368-16	110	231	74	89	1438	12.2

Single Game Highs

Statistic	Value
Points	27 vs Milwaukee 12/02/20, at Creighton 02/01/21, at James Madison 11/09/21
Rebounds	15 vs NC State 12/31/23
Assists	5 at Butler 01/24/21
Steals	3 6 times
Blocks	4 vs Morgan St. 12/18/22, vs Campbell 11/12/23
FG Made	12 vs Milwaukee 12/02/20, at Creighton 02/01/21
FG Attempts	22 vs Minnesota 11/26/22
3FG Made	2 vs NC State 12/31/23, at NC State 01/11/24, at North Carolina 01/14/24
3FG Attempts	3 vs George Washington 11/07/22, vs UMES 11/08/23, at North Carolina 01/14/24
FT Made	10 at La Salle 12/03/23
FT Attempts	10 vs Seton Hall 01/12/20, at James Madison 11/09/21, at La Salle 12/03/23



21 Kymora Johnson

Freshman • Guard • 5-7

Charlottesville, Va. • St. Anne's-Belfield

2023-24

- Scored a season-high 35 points on 14-of-20 shooting in UVA's 91-87 win at then-No. 15 Florida State (1/21)
- Her 35 points are second most by a freshman in program history
- Scored 26 points on 10-of-13 shooting, including 6-of-7 from 3-point range, in UVA's win over Fordham (12/21)
- Also had five rebounds and seven assists against the Rams
- Tied her season high of nine assists against Wofford (12/16)
- Scored 17 points after shooting 6-for-6 from the field and 4-for-5 at the charity stripe at La Salle (12/3)
- Dished out nine assists in 81-59 win over Tulane (11/24)
- Recorded back-to-back games with 15 points against Maryland Eastern Shore (11/8) and Campbell (11/12)

Background

- McDonald's High School All-American
- Won the three-point shooting contest at the McDonald's All-American game
- Two-time Gatorade State Player of the Year (2022-23)
- Two-time Max Preps Virginia Player of the Year (2022-23)
- Five-star recruit ranked No. 24 in the espnW HoopGurlz recruiting rankings
- Three-time VISAA Division I All-State
- Helped lead the West Virginia Thunder AAU team to a Girls' Under Armour National Championship
- Averaged 23.9 points, 8.0 rebounds, 5.6 assists and 4.4 steals per game her senior season

CAREER STATISTICS

JOHNSON, Kymora

SEASON	TEAM	GP-GS	MIN/AVG	Field Goals			3-Point		F-Throws		Rebounds				Scoring					
				FG-FGA	FG%	3FG-3FGA	3FG%	FT-FTA	FT%	OFF	DEF	TOT	AVG	PF	FO	A	TO	BLK	STL	PTS
2023-24	UVA	20-20	577/28.9	108-263	.411	34-118	.288	34-44	.773	18	75	93	4.7	41-0	105	53	7	34	284	14.2
TOTAL		20-20	577/28.9	108-263	.411	34-118	.288	34-44	.773	18	75	93	4.7	41-0	105	53	7	34	284	14.2

Single Game Highs

Statistic	Value	
Points	35	at Florida St. 01/21/24
Rebounds	8	vs Duke 01/07/24, vs Notre Dame 01/18/24
Assists	9	vs Tulane 11/24/23, vs Wofford 12/16/23
Steals	4	vs Oklahoma 11/19/23
Blocks	2	vs Campbell 11/12/23
FG Made	14	at Florida St. 01/21/24
FG Attempts	21	vs NC State 12/31/23
3FG Made	6	vs Fordham 12/21/23
3FG Attempts	11	vs NC State 12/31/23
FT Made	5	at North Carolina 01/14/24, vs North Carolina 01/28/24
FT Attempts	6	at North Carolina 01/14/24, vs North Carolina 01/28/24

2023-24 GAME-BY-GAME STATISTICS

#21 JOHNSON, Kymora

Opponent	Date	GS	MIN	Total		3-Pointers		Free throws		Rebounds				PF	A	TO	BLK	STL	PTS	AVG		
				FG-FGA	PCT	3FG-3FGA	PCT	FT-FTA	PCT	OFF	DEF	TOT	AVG									
UMES	11/08/2023	*	29:40	4-15	.267	3-10	.300	4-4	1.000	0	7	7	7.0	2	2	3	0	1	15	15.0		
Campbell	11/12/2023	*	26:45	7-14	.500	1-3	.333	0-1	.000	2	4	6	6.5	3	7	1	2	1	15	15.0		
William & Mary	11/15/2023	*	26:37	5-9	.556	1-5	.200	0-0	.000	0	3	3	5.3	1	3	1	1	0	11	13.7		
Oklahoma	11/19/2023	*	32:10	4-17	.235	0-7	.000	1-2	.500	0	2	2	4.5	2	6	1	0	4	9	12.5		
vs Tulane	11/24/2023	*	18:55	3-7	.429	3-6	.500	0-0	.000	0	1	1	3.8	2	9	6	1	3	9	11.8		
vs LSU	11/25/2023	*	21:36	4-13	.308	0-7	.000	0-0	.000	1	2	3	3.7	3	2	3	0	2	8	11.2		
Missouri	11/30/2023	*	33:26	4-13	.308	1-6	.167	0-2	.000	0	2	2	3.4	3	7	2	0	1	9	10.9		
at La Salle	12/03/2023	*	19:48	6-6	1.000	1-1	1.000	4-5	.800	0	1	1	3.1	1	4	3	0	3	17	11.6		
Rider	12/06/2023	*	25:39	3-9	.333	0-2	.000	1-1	1.000	3	4	7	3.6	1	4	0	0	1	7	11.1		
Wofford	12/16/2023	*	22:42	3-9	.333	0-5	.000	1-2	.500	0	1	1	3.3	1	9	2	1	1	7	10.7		
Fordham	12/21/2023	*	34:47	10-13	.769	6-7	.857	0-0	.000	0	5	5	3.5	0	7	1	0	2	26	12.1		
NC State	12/31/2023	*	33:16	4-21	.190	2-11	.182	1-2	.500	1	6	7	3.8	0	7	2	1	2	11	12.0		
at Georgia Tech	01/04/2024	*	28:24	3-14	.214	0-6	.000	0-0	.000	0	3	3	3.7	3	6	4	0	3	6	11.5		
Duke	01/07/2024	*	32:27	5-15	.333	0-3	.000	4-4	1.000	3	5	8	4.0	1	2	3	0	3	14	11.7		
at NC State	01/11/2024	*	33:05	6-19	.316	2-8	.250	0-0	.000	1	3	4	4.0	3	4	1	0	0	14	11.9		
at North Carolina	01/14/2024	*	27:48	3-9	.333	2-5	.400	5-6	.833	0	5	5	4.1	4	5	2	0	1	13	11.9		
Notre Dame	01/18/2024	*	32:57	6-14	.429	2-7	.286	2-2	1.000	2	6	8	4.3	3	7	6	0	1	16	12.2		
at Florida St.	01/21/2024	*	35:50	14-20	.700	3-7	.429	4-5	.800	2	5	7	4.4	1	6	4	0	0	35	13.4		
Pittsburgh	01/25/2024	*	31:49	6-14	.429	3-7	.429	2-2	1.000	3	4	7	4.6	3	4	6	1	2	17	13.6		
North Carolina	01/28/2024	*	29:21	8-12	.667	4-5	.800	5-6	.833	0	6	6	4.7	4	4	2	0	3	25	14.2		
Totals			20	577:02		108-263	.411	34-118	.288	34-44	.773	18	75	93	4.7	41	105	53	7	34	284	14.2

Player Averages

Games Played	Minutes/game	Points/game	FG Pct	3FG Pct	FT Pct	Rebounds/game	Assists/game	Turnovers/game	Assist/Turnover ratio	Steals/game	Blocks/game
20	28.9	14.2	41.1	28.8	77.3	4.7	5.3	2.7	2.0	1.7	0.4



23 Alexia Smith

Senior • Guard • 5-8

Columbus, Ohio. • Columbus Africentric Early College • Minnesota

2023-24

- Recorded her first career double-double with 10 points and a career-high 13 rebounds in 87-81 overtime win over Missouri (11/30)

2022-23

- All-ACC Academic Team
- Appeared in 29 games with 13 starts
- Averaged 5.6 points and 4.2 rebounds per game.
- 58 assists with a 1.41 assist-to-turnover ratio. Also had 35 steals
- Made her Cavalier debut against UMBC, grabbing a career-high nine rebounds (11/10)
- Made her first start of the season against Campbell (11/23)
- Led the team in scoring with 11 points at Duke (12/21)
- Scored 14 points in the ACC Tournament game against Wake Forest
- ACC Academic Honor Roll

At Minnesota (2020-22)

- Played two seasons for the Golden Gophers (2020-22), appearing in 52 games with 13 starts
- Averaged 3.9 points, 2.3 rebounds and 1.6 assists per game
- Scored a career-high 14 points against UTSA (11/28), hitting on a career-high five field goals, and added two steals and four rebounds
- Tallied 10 assists off the bench at the Battle 4 Atlantis (11/20-11/22) including a career-high five off the bench vs. No. 2/2 UConn

CAREER STATISTICS

SMITH, Alexia

SEASON	TEAM	GP-GS	MIN/AVG	Field Goals		3-Point		F-Throws		Rebounds				Scoring						
				FG-FGA	FG%	3FG-3FGA	3FG%	FT-FTA	FT%	OFF	DEF	TOT	AVG	PF-FO	A	TO	BLK	STL	PTS	AVG
2020-21	MINN	19-12	521/27.4	36-94	.383	6-20	.300	14-19	.737	17	34	51	2.7	28-0	31	26	0	13	92	4.8
2021-22	MINN	33-1	537/16.3	41-115	.357	4-16	.250	25-39	.641	21	45	66	2.0	22-0	54	42	4	15	111	3.4
2022-23	Uva	29-13	665/22.9	67-178	.376	9-32	.281	19-25	.760	30	91	121	4.2	22-0	58	41	5	35	162	5.6
2023-24	Uva	20-15	376/18.8	32-92	.348	3-16	.188	16-27	.593	22	71	93	4.7	15-0	41	22	3	17	83	4.2
TOTAL FOR Uva		49-28	1041/21.2	99-270	.367	12-48	.250	35-52	.673	52	162	214	4.4	37-0	99	63	8	52	245	5.0
TOTAL		101-41	2099/20.8	176-479	.367	22-84	.262	74-110	.673	90	241	331	3.3	87-0	184	131	12	80	448	4.4

Single Game Highs

Statistic	Value	
Points	14	vs UTSA 11/28/21, vs Wake Forest 03/01/23
Rebounds	13	vs Missouri 11/30/23
Assists	6	at Miami (FL) 02/26/23, at NC State 01/11/24, vs North Carolina 01/28/24
Steals	3	5 times
Blocks	2	vs UMES 11/08/23
FG Made	6	vs Wake Forest 03/01/23
FG Attempts	11	vs Wake Forest 03/01/23
3FG Made	2	vs Indiana 12/23/20, at Penn St. 11/30/22
3FG Attempts	3	7 times
FT Made	7	vs North Carolina 01/28/24
FT Attempts	10	vs North Carolina 01/28/24

2023-24 GAME-BY-GAME STATISTICS

#23 SMITH, Alexia

Opponent	Date	GS	MIN	Total		3-Pointers		Free throws		Rebounds				PF	A	TO	BLK	STL	PTS	AVG	
				FG-FGA	PCT	3FG-3FGA	PCT	FT-FTA	PCT	OFF	DEF	TOT	AVG								
UMES	11/08/2023	*	20:32	1-6	.167	0-2	.000	0-0	.000	4	3	7	7.0	2	2	0	2	2	2	2.0	
Campbell	11/12/2023	*	25:48	4-6	.667	1-2	.500	1-2	.500	2	4	6	6.5	1	1	0	0	2	10	6.0	
William & Mary	11/15/2023	*	21:49	0-6	.000	0-1	.000	3-4	.750	3	3	6	6.3	0	4	0	0	0	3	5.0	
Oklahoma	11/19/2023	*	18:57	1-4	.250	0-0	.000	0-0	.000	0	2	2	5.3	0	0	0	0	2	4.3		
vs Tulane	11/24/2023		17:35	4-5	.800	0-1	.000	2-2	1.000	0	3	3	4.8	0	0	0	0	3	10	5.4	
vs LSU	11/25/2023	*	26:04	2-6	.333	0-3	.000	1-3	.333	2	3	5	4.8	3	1	3	0	1	5	5.3	
Missouri	11/30/2023	*	35:19	5-10	.500	0-2	.000	0-0	.000	4	9	13	6.0	0	3	2	0	2	10	6.0	
at La Salle	12/03/2023	*	14:00	0-4	.000	0-0	.000	0-0	.000	0	1	1	5.4	0	1	1	0	0	0	5.3	
Rider	12/06/2023	*	18:25	5-8	.625	1-1	1.000	0-0	.000	1	1	2	5.0	0	1	1	0	1	11	5.9	
Wofford	12/16/2023	*	23:35	3-7	.429	1-1	1.000	0-0	.000	0	4	4	4.9	1	3	2	0	0	7	6.0	
Fordham	12/21/2023	*	23:40	1-1	1.000	0-0	.000	0-0	.000	0	5	5	4.9	0	1	3	0	2	2	5.6	
NC State	12/31/2023	*	15:31	1-2	.500	0-0	.000	0-0	.000	0	3	3	4.8	2	2	1	0	1	2	5.3	
at Georgia Tech	01/04/2024	*	10:53	0-2	.000	0-1	.000	0-2	.000	0	3	3	4.6	2	1	0	0	0	0	4.9	
Duke	01/07/2024		08:30	1-1	1.000	0-0	.000	0-0	.000	0	0	0	4.3	0	0	2	0	0	2	4.7	
at NC State	01/11/2024	*	17:57	1-5	.200	0-0	.000	0-0	.000	2	7	9	4.6	0	6	1	0	0	2	4.5	
at North Carolina	01/14/2024	*	16:23	2-7	.286	0-0	.000	0-0	.000	2	3	5	4.6	2	5	1	0	0	4	4.5	
Notre Dame	01/18/2024	*	07:42	0-0	.000	0-0	.000	0-0	.000	0	1	1	4.4	2	1	0	0	0	0	4.2	
at Florida St.	01/21/2024		15:02	0-3	.000	0-0	.000	0-0	.000	0	4	4	4.4	0	1	2	1	0	0	4.0	
Pittsburgh	01/25/2024		17:46	1-3	.333	0-1	.000	2-4	.500	1	7	8	4.6	0	2	1	0	1	4	4.0	
North Carolina	01/28/2024		20:34	0-6	.000	0-1	.000	7-10	.700	1	5	6	4.7	0	6	2	0	0	7	4.2	
Totals			15	376:04	32-92	.348	3-16	.188	16-27	.593	22	71	93	4.7	15	41	22	3	17	83	4.2

Player Averages

Games Played	Minutes/game	Points/game	FG Pct	3FG Pct	FT Pct	Rebounds/game	Assists/game	Turnovers/game	Assist/Turnover ratio	Steals/game	Blocks/game
20	18.8	4.2	34.8	18.8	59.3	4.7	2.1	1.1	1.9	0.9	0.2



32 Cady Pauley

Sophomore • Guard • 5-11
Milan, Mo. • Milan HS

2022-23

- Appeared in 24 games, averaging 3.5 points and 1.1 rebounds per game
- Of her 30 made field goals, 22 were threes
- Made her collegiate debut against George Washington, scoring three points in 10 minutes on the court
- Had her first double-digit scoring game against UNCW, with 11 points in 18 minutes on the court (12/4)
- Ranked No. 9 in the Sportscenter Top 10 for a pass in the Morgan State game (12/20)
- Hit four three-pointers for a career-high 12 points at Clemson, her second double-digit scoring game of the year (2/23)

Background

- Her 3,074 career points at Milan High rank eighth all-time in Missouri girl's basketball history
- Ranked 10th nationally by MaxPreps in scoring her senior season, averaging 33 points per game. Also averaged 9.7 rebounds per game
- Two-time Kirksville Daily Express Basketball Player of the Year and KMZU Player of the Year
- Three-time Prep Hoops All-State and two-time Class 3 All-State
- Four-time unanimous All-Conference selection
- Four-time first-team All-District
- McDonald's All-America nominee

CAREER STATISTICS

PAULEY, Cady

SEASON TEAM	GP-GS	MIN/AVG	Field Goals		3-Point		F-Throws		Rebounds				Scoring						
			FG-FGA	FG%	3FG-3FGA	3FG%	FT-FTA	FT%	OFF	DEF	TOT	AVG	PF-FO	A	TO	BLK	STL	PTS	AVG
2022-23 UVa	24-0	250/10.4	30-101	.297	22-80	.275	2-3	.667	7	19	26	1.1	17-1	16	17	2	7	84	3.5
2023-24 UVa	15-0	109/7.3	13-48	.271	7-38	.184	5-6	.833	3	6	9	0.6	9-0	5	5	2	2	38	2.5
TOTAL	39-0	359/9.2	43-149	.289	29-118	.246	7-9	.778	10	25	35	0.9	26-1	21	22	4	9	122	3.1

Single Game Highs

Statistic	Value	
Points	12	at Clemson 02/23/23, at Miami (FL) 02/26/23
Rebounds	5	vs Wake Forest 03/01/23
Assists	2	6 times
Steals	3	at Notre Dame 01/22/23
Blocks	1	4 times
FG Made	4	vs UNCW 12/04/22, at Clemson 02/23/23, at Miami (FL) 02/26/23
FG Attempts	12	at Clemson 02/23/23, at Miami (FL) 02/26/23
3FG Made	4	at Clemson 02/23/23, at Miami (FL) 02/26/23
3FG Attempts	12	at Clemson 02/23/23
FT Made	4	vs Rider 12/06/23
FT Attempts	4	vs Rider 12/06/23


2023-24 GAME-BY-GAME STATISTICS

#32 PAULEY, Cady

Opponent	Date	GS	MIN	Total		3-Pointers		Free throws		Rebounds				PF	A	TO	BLK	STL	PTS	AVG
				FG-FGA	PCT	3FG-3FGA	PCT	FT-FTA	PCT	OFF	DEF	TOT	AVG							
UMES	11/08/2023		08:52	0-5	.000	0-3	.000	0-0	.000	0	0	0	0.0	0	1	0	0	0	0	0.0
Campbell	11/12/2023		04:49	0-2	.000	0-2	.000	0-0	.000	0	0	0	0.0	0	0	0	0	0	0	0.0
William & Mary	11/15/2023		09:50	1-6	.167	0-4	.000	0-0	.000	3	1	4	1.3	1	0	0	1	1	2	0.7
vs Tulane	11/24/2023		11:02	3-7	.429	2-6	.333	0-0	.000	0	1	1	1.3	2	1	0	0	1	8	2.5
Missouri	11/30/2023		04:15	1-2	.500	1-2	.500	0-0	.000	0	0	0	1.0	1	0	1	0	0	3	2.6
at La Salle	12/03/2023		11:39	2-6	.333	1-5	.200	0-0	.000	0	2	2	1.2	3	0	0	0	0	5	3.0
Rider	12/06/2023		10:38	0-4	.000	0-4	.000	4-4	1.000	0	1	1	1.1	0	2	1	0	0	4	3.1
Wofford	12/16/2023		07:42	1-3	.333	0-2	.000	0-0	.000	0	0	0	1.0	0	1	0	0	0	2	3.0
Fordham	12/21/2023		08:36	2-3	.667	1-2	.500	1-2	.500	0	1	1	1.0	0	2	0	0	0	6	3.3
at Georgia Tech	01/04/2024		02:59	0-0	.000	0-0	.000	0-0	.000	0	0	0	0.9	1	0	0	1	0	0	3.0
Duke	01/07/2024		00:26	0-0	.000	0-0	.000	0-0	.000	0	0	0	0.8	0	0	0	0	0	0	2.7
at NC State	01/11/2024		05:53	0-1	.000	0-1	.000	0-0	.000	0	0	0	0.8	0	0	0	0	0	0	2.5
Notre Dame	01/18/2024		06:40	0-2	.000	0-2	.000	0-0	.000	0	0	0	0.7	0	0	0	0	0	0	2.3
Pittsburgh	01/25/2024		06:23	2-5	.400	1-3	.333	0-0	.000	0	0	0	0.6	0	0	1	0	0	5	2.5
North Carolina	01/28/2024		09:05	1-2	.500	1-2	.500	0-0	.000	0	0	0	0.6	1	0	0	0	0	3	2.5
Totals		0	108:49	13-48	.271	7-38	.184	5-6	.833	3	6	9	0.6	9	5	5	2	2	38	2.5

Player Averages

Games Played	Minutes/game	Points/game	FG Pct	3FG Pct	FT Pct	Rebounds/game	Assists/game	Turnovers/game	Assist/Turnover ratio	Steals/game	Blocks/game
15	7.3	2.5	27.1	18.4	83.3	0.6	0.3	0.3	1.0	0.1	0.1



33 Sam Brunelle

Graduate Student • Forward • 6-2

Ruckersville, Va • William Monroe HS • Notre Dame

2023-24

- Katrina McClain Award (nation's top power forward) Watch List selection
- Represents UVA on the ACC's Student-Athlete Advisory Committee (SAAC) Executive Board

2022-23

- Started 21 games for the Cavaliers before having her season cut short by an injury, scoring in double figures in 14 of those games
- Averaged 11.0 points per game
- Shot 40.0 percent from three-point range (34-of-85) and 91.2 percent from the free throw line (31-of-34)
- Scored the 1,000th point of her collegiate career on Jan. 15 on a three-pointer with 1:42 remaining in the third quarter of the Boston College game. She scored 797 of her points at Notre Dame
- Coach's Award of Excellence winner at the Hoos Choice Awards
- Opened her UVA career with back-to-back double-digit scoring performances including scoring a team-high 21 points against UMBC. It was the eighth 20-point game of her career
- Went 3-of-3 from three-point range in the fourth quarter against Minnesota, tallying 17 points total (11/26)
- Scored 15 points to lead the team in the win against ECU, giving her an average of 16.0 point per game in the two games of the Cavalier Classic (11/27)

CAREER STATISTICS

BRUNELLE, Sam

SEASON	TEAM	GP-GS	MIN/AVG	Field Goals		3-Point		F-Throws		Rebounds				Scoring						
				FG-FGA	FG%	3FG-3FGA	3FG%	FT-FTA	FT%	OFF	DEF	TOT	AVG	PF-FO	A	TO	BLK	STL	PTS	AVG
2019-20	ND	31-31	1050/33.9	162-408	.397	58-184	.315	50-67	.746	38	142	180	5.8	65-1	51	92	30	26	432	13.9
2020-21	ND	17-0	388/22.8	61-126	.484	23-60	.383	3-4	.750	12	52	64	3.8	43-2	27	36	8	6	148	8.7
2021-22	ND	32-0	528/16.5	90-200	.450	28-91	.308	9-14	.643	14	65	79	2.5	41-0	37	34	20	15	217	6.8
2022-23	UVa	21-21	563/26.8	83-180	.461	34-85	.400	31-34	.912	31	53	84	4.0	47-1	39	30	15	9	231	11.0
2023-24	UVa	18-9	323/17.9	35-102	.343	24-67	.358	10-13	.769	14	37	51	2.8	26-0	7	17	11	8	104	5.8
TOTAL FOR UVa	39-30	885/22.7	118-282	.418	58-152	.382	41-47	.872	45	90	135	3.5	73-1	46	47	26	17	335	8.6	
TOTAL	119-61	2852/24.0	431-1016	.424	167-487	.343	103-132	.780	109	349	458	3.8	222-4	161	209	84	64	1132	9.5	

Single Game Highs

Statistic	Value	
Points	31	vs DePaul 12/11/19
Rebounds	13	vs Toledo 11/20/19
Assists	5	at Louisville 02/07/21, at Syracuse 01/31/21, vs Virginia Tech 01/29/23
Steals	4	at Boston College 02/13/20, at Wake Forest 01/13/22
Blocks	5	vs Florida St. 01/19/23
FG Made	13	vs DePaul 12/11/19
FG Attempts	20	at Duke 01/16/20
3FG Made	7	at Florida St. 03/01/20
3FG Attempts	12	at Virginia 01/26/20
FT Made	7	at Duke 12/21/22
FT Attempts	10	vs Toledo 11/20/19

2023-24 GAME-BY-GAME STATISTICS

#33 BRUNELLE, Sam

Opponent	Date	GS	MIN	Total		3-Pointers		Free throws		Rebounds				PF A TO BLK STL				PTS	AVG	
				FG-FGA	PCT	3FG-3FGA	PCT	FT-FTA	PCT	OFF	DEF	TOT	AVG							
William & Mary	11/15/2023		13:22	4-6	.667	2-4	.500	2-3	.667	1	3	4	4.0	1	0	1	0	0	12	12.0
Oklahoma	11/19/2023		23:02	3-9	.333	0-2	.000	0-0	.000	3	3	6	5.0	1	2	1	0	0	6	9.0
vs Tulane	11/24/2023		19:35	4-7	.571	4-5	.800	0-0	.000	0	4	4	4.7	1	1	2	1	1	12	10.0
vs LSU	11/25/2023	*	31:57	5-11	.455	5-11	.455	0-0	.000	0	3	3	4.3	4	0	0	3	0	15	11.3
Missouri	11/30/2023	*	11:32	1-5	.200	1-4	.250	0-0	.000	0	1	1	3.6	0	0	0	1	0	3	9.6
at La Salle	12/03/2023	*	22:23	4-11	.364	2-6	.333	0-0	.000	2	1	3	3.5	0	0	0	0	0	10	9.7
Rider	12/06/2023	*	23:07	2-11	.182	2-8	.250	1-2	.500	3	1	4	3.6	2	1	0	0	1	7	9.3
Wofford	12/16/2023	*	11:29	0-1	.000	0-0	.000	0-0	.000	1	2	3	3.5	0	0	1	1	3	0	8.1
Fordham	12/21/2023	*	15:24	1-3	.333	1-3	.333	0-0	.000	0	3	3	3.4	0	1	2	0	0	3	7.6
NC State	12/31/2023		22:24	1-7	.143	0-6	.000	4-5	.800	1	1	2	3.3	2	0	0	2	0	6	7.4
at Georgia Tech	01/04/2024		14:15	0-3	.000	0-2	.000	0-0	.000	0	1	1	3.1	1	0	1	0	0	0	6.7
Duke	01/07/2024		24:46	2-3	.667	1-1	1.000	3-3	1.000	0	4	4	3.2	3	0	1	3	0	8	6.8
at NC State	01/11/2024	*	18:45	1-5	.200	0-2	.000	0-0	.000	2	2	4	3.2	4	0	5	0	0	2	6.5
at North Carolina	01/14/2024	*	13:52	1-5	.200	1-4	.250	0-0	.000	0	1	1	3.1	2	0	1	0	1	3	6.2
Notre Dame	01/18/2024		15:09	0-2	.000	0-2	.000	0-0	.000	0	0	0	2.9	1	0	1	0	0	0	5.8
at Florida St.	01/21/2024		03:57	0-1	.000	0-0	.000	0-0	.000	0	1	1	2.8	1	0	0	0	0	0	5.4
Pittsburgh	01/25/2024		07:16	1-3	.333	1-2	.500	0-0	.000	0	0	0	2.6	1	0	0	0	0	3	5.3
North Carolina	01/28/2024	*	30:18	5-9	.556	4-5	.800	0-0	.000	1	6	7	2.8	2	2	1	0	2	14	5.8
Totals		9	322:32	35-102	.343	24-67	.358	10-13	.769	14	37	51	2.8	26	7	17	11	8	104	5.8

Player Averages

Games Played	Minutes/ game	Points/ game	FG Pct	3FG Pct	FT Pct	Rebounds/ game	Assists/ game	Turnovers/ game	Assist/Turnover ratio	Steals/ game	Blocks/ game
18	17.9	5.8	34.3	35.8	76.9	2.8	0.4	0.9	0.4	0.4	0.6



34 London Clarkson

Graduate Student • Forward • 6-2

Pflugerville, Texas • Pflugerville HS • Florida State

2023-24

- Recorded a career-high four blocked shots at Georgia Tech (1/4)
- Tied for a career-high three assists at La Salle (12/3)
- Scored a season-high 17 points in 87-81 overtime win over Missouri (11/30)

2022-23

- All-ACC Academic Team
- Presented the "Teammate of the Year" award for women's basketball at the 2023 Hoos Choice Awards
- Appeared in 29 games with two starts
- Averaged 6.9 points and 3.6 rebounds per game
- Recorded 21 blocked shots and 16 steals
- Scored a career-high 18 points against Boston College (1/15), going 14-of-14 from the free throw line. She set the program's single-game record for free throw efficiency, eclipsing the Ariana Moorer's 2012 record of 13-of-13
- Back-to-back 15-point games at Syracuse (1/6) and at home against Virginia Tech (1/5)
- Came off the bench to score a career-high 23 points at North Carolina (2/2)
- Made her first start of the season at Pittsburgh, grabbing a career-high 10 rebounds (2/5)

CAREER STATISTICS

CLARKSON, London

SEASON	TEAM	GP-GS	MIN/AVG	Field Goals			3-Point		F-Throws		Rebounds				Scoring					
				FG-FGA	FG%	3FG-3FGA	3FG%	FT-FTA	FT%	OFF	DEF	TOT	AVG	PF-FO	A	TO	BLK	STL	PTS	AVG
2019-20	FSU	25-0	187/7.5	7-16	.438	0-0	.000	16-23	.696	15	21	36	1.4	22-0	9	9	3	3	30	1.2
2021-22	UVa	27-20	643/23.8	50-108	.463	0-2	.000	41-73	.562	39	65	104	3.9	93-8	24	68	15	24	141	5.2
2022-23	UVa	29-2	568/19.6	75-131	.573	0-1	.000	50-75	.667	49	55	104	3.6	80-3	19	53	21	16	200	6.9
2023-24	UVa	18-12	409/22.7	42-88	.477	0-0	.000	51-71	.718	38	46	84	4.7	59-2	14	24	14	17	135	7.5
TOTAL FOR UVa	74-34	1620/21.9	167-327	.511	0-3	.000	142-219	.648	126	166	292	3.9	232-13	57	145	50	57	476	6.4	
TOTAL	99-34	1807/18.3	174-343	.507	0-3	.000	158-242	.653	141	187	328	3.3	254-13	66	154	53	60	506	5.1	

Single Game Highs

Statistic	Value	
Points	23	at North Carolina 02/02/23
Rebounds	10	at Pittsburgh 02/05/23
Assists	3	4 times
Steals	4	vs Pittsburgh 02/20/22
Blocks	4	at Georgia Tech 01/04/24
FG Made	8	at North Carolina 02/02/23
FG Attempts	15	vs Virginia Tech 01/29/23
3FG Attempts	1	vs Virginia Tech 01/27/22, vs American 12/07/21, at Pittsburgh 02/05/23
FT Made	14	vs Boston College 01/15/23
FT Attempts	14	vs Boston College 01/15/23

2023-24 GAME-BY-GAME STATISTICS

#34 CLARKSON, London

Opponent	Date	GS	MIN	Total		3-Pointers		Free throws		Rebounds				PF	A	TO	BLK	STL	PTS	AVG	
				FG-FGA	PCT	3FG-3FGA	PCT	FT-FTA	PCT	OFF	DEF	TOT	AVG								
Campbell	11/12/2023	*	28:43	3-7	.429	0-0	.000	6-6	1.000	1	2	3	3.0	2	2	1	0	2	12	12.0	
William & Mary	11/15/2023	*	19:45	2-4	.500	0-0	.000	2-2	1.000	1	3	4	3.5	4	0	1	2	1	6	9.0	
Oklahoma	11/19/2023	*	19:34	4-8	.500	0-0	.000	5-6	.833	4	0	4	3.7	4	0	1	0	3	13	10.3	
vs Tulane	11/24/2023	*	15:46	0-4	.000	0-0	.000	1-2	.500	3	1	4	3.8	1	1	0	1	3	1	8.0	
vs LSU	11/25/2023		19:05	1-2	.500	0-0	.000	2-2	1.000	3	0	3	3.6	4	1	1	0	0	4	7.2	
Missouri	11/30/2023		31:36	5-6	.833	0-0	.000	7-8	.875	4	3	7	4.2	2	1	0	0	1	17	8.8	
at La Salle	12/03/2023		19:46	4-6	.667	0-0	.000	3-4	.750	4	3	7	4.6	4	3	2	0	1	11	9.1	
Wofford	12/16/2023	*	32:45	2-4	.500	0-0	.000	3-4	.750	4	5	9	5.1	2	1	1	1	0	7	8.9	
Fordham	12/21/2023		26:02	3-4	.750	0-0	.000	3-4	.750	1	1	2	4.8	1	0	1	2	1	9	8.9	
NC State	12/31/2023	*	15:46	1-4	.250	0-0	.000	1-2	.500	0	1	1	4.4	4	0	1	1	0	3	8.3	
at Georgia Tech	01/04/2024	*	24:17	4-5	.800	0-0	.000	3-7	.429	2	4	6	4.5	5	0	2	4	2	11	8.5	
Duke	01/07/2024	*	17:50	0-3	.000	0-0	.000	3-4	.750	3	1	4	4.5	4	0	1	0	0	3	8.1	
at NC State	01/11/2024		09:05	0-2	.000	0-0	.000	0-0	.000	1	2	3	4.4	2	0	1	0	0	0	7.5	
at North Carolina	01/14/2024		31:33	4-7	.571	0-0	.000	2-4	.500	1	6	7	4.6	4	0	0	0	1	10	7.6	
Notre Dame	01/18/2024	*	18:03	2-4	.500	0-0	.000	1-2	.500	2	3	5	4.6	5	0	4	1	0	5	7.5	
at Florida St.	01/21/2024	*	28:11	4-9	.444	0-0	.000	2-5	.400	3	3	6	4.7	4	3	2	1	2	10	7.6	
Pittsburgh	01/25/2024	*	29:21	0-4	.000	0-0	.000	3-4	.750	1	6	7	4.8	3	2	2	1	0	3	7.4	
North Carolina	01/28/2024	*	21:50	3-5	.600	0-0	.000	4-5	.800	0	2	2	4.7	4	0	3	0	0	10	7.5	
Totals			12	408:57	42-88	.477	0-0	.000	51-71	.718	38	46	84	4.7	59	14	24	14	17	135	7.5

Player Averages

Games Played	Minutes/game	Points/game	FG Pct	3FG Pct	FT Pct	Rebounds/game	Assists/game	Turnovers/game	Assist/Turnover ratio	Steals/game	Blocks/game
18	22.7	7.5	47.7	0.0	71.8	4.7	0.8	1.3	0.6	0.9	0.8



41 Taylor Lauterbach

Graduate Student • Center • 6-7

Appleton, Wisc • Appleton West HS • K-State

2023-24

- Made one 3-pointer and recorded four rebounds and three blocks against No. 3 NC State (12/31)

2020-23 AT K-STATE

- Played in 2022 Red Bull USA Basketball 3X Nationals
- Two-time Big 12 Commissioner's Honor Roll
- 2022 and 2023 Academic All-Big 12 First Team
- Appeared in 75 games with five starts her junior seasons

BACKGROUND

- 2020 and 13th among post players
- Ranked as the 13th center in the nation by ESPNW Hoopgurlz for the Class of 2020
- 2020 McDonald's All-American Game nominee
- 2020 Wisconsin Basketball Coaches Association (WBCA) D1 All-State Honorable Mention
- 2020 All-Fox Valley Association First Team after twice being named to the second team

CAREER STATISTICS

LAUTERBACH, Taylor

SEASON	TEAM	GP-GS	MIN/AVG	Field Goals		3-Point		F-Throws		Rebounds				Scoring						
				FG-FGA	FG%	3FG-3FGA	3FG%	FT-FTA	FT%	OFF	DEF	TOT	AVG	PF-FO	A	TO	BLK	STL	PTS	AVG
2020-21	KState	24-0	222/9.2	19-44	.432	1-6	.167	7-20	.350	21	40	61	2.5	25-0	7	18	17	0	46	1.9
2021-22	KState	31-0	244/7.9	17-55	.309	0-4	.000	10-12	.833	10	42	52	1.7	32-0	3	15	13	2	44	1.4
2022-23	KState	20-5	144/7.2	9-29	.310	1-1	1.000	6-6	1.000	8	25	33	1.7	28-0	3	11	12	3	25	1.3
2023-24	UVa	15-0	111/7.4	5-22	.227	2-7	.286	7-10	.700	10	24	34	2.3	20-0	2	11	7	2	19	1.3
TOTAL FOR UVa		15-0	111/7.4	5-22	.227	2-7	.286	7-10	.700	10	24	34	2.3	20-0	2	11	7	2	19	1.3
TOTAL		90-5	722/8.0	50-150	.333	4-18	.222	30-48	.625	49	131	180	2.0	105-0	15	55	49	7	134	1.5

Single Game Highs

Statistic	Value	
Points	10	vs Western Ky. 11/14/21
Rebounds	16	vs Idaho St. 12/08/20
Assists	3	vs Idaho St. 12/08/20
Steals	2	vs Rider 12/06/23
Blocks	6	at Central Ark. 12/05/20
FG Made	4	vs Western Ky. 11/14/21
FG Attempts	9	vs Idaho St. 12/08/20
3FG Made	1	4 times
3FG Attempts	3	vs NC State 12/31/23
FT Made	3	at Central Ark. 12/05/20
FT Attempts	8	at Central Ark. 12/05/20

2023-24 GAME-BY-GAME STATISTICS

#41 LAUTERBACH, Taylor

Opponent	Date	GS	MIN	Total		3-Pointers		Free throws		Rebounds				PF A TO BLK STL PTS AVG						
				FG-FGA	PCT	3FG-3FGA	PCT	FT-FTA	PCT	OFF	DEF	TOT	AVG	PF	A	TO	BLK	STL	PTS	AVG
UMES	11/08/2023		09:33	0-0	.000	0-0	.000	1-2	.500	1	3	4	4.0	1	0	3	0	0	1	1.0
Campbell	11/12/2023		06:09	0-0	.000	0-0	.000	0-0	.000	0	1	1	2.5	3	0	1	0	0	0	0.5
William & Mary	11/15/2023		08:53	1-3	.333	0-1	.000	0-0	.000	1	4	5	3.3	1	0	1	1	0	2	1.0
vs Tulane	11/24/2023		04:08	0-2	.000	0-0	.000	0-0	.000	0	2	2	3.0	1	0	0	0	0	0	0.8
at La Salle	12/03/2023		09:10	0-1	.000	0-0	.000	2-2	1.000	0	2	2	2.8	1	1	0	2	0	2	1.0
Rider	12/06/2023		07:21	1-1	1.000	0-0	.000	0-0	.000	1	1	2	2.7	2	0	1	0	2	2	1.2
Wofford	12/16/2023		07:51	0-2	.000	0-2	.000	0-0	.000	2	1	3	2.7	1	0	1	0	0	0	1.0
NC State	12/31/2023		10:48	1-5	.200	1-3	.333	0-0	.000	0	4	4	2.9	2	0	0	3	0	3	1.3
Duke	01/07/2024		04:29	0-1	.000	0-0	.000	0-0	.000	1	0	1	2.7	2	0	0	0	0	0	1.1
at NC State	01/11/2024		13:45	0-3	.000	0-0	.000	0-0	.000	1	1	2	2.6	0	0	0	0	0	0	1.0
at North Carolina	01/14/2024		03:32	1-1	1.000	0-0	.000	1-2	.500	0	0	0	2.4	0	0	0	0	0	0	1.2
Notre Dame	01/18/2024		10:00	1-2	.500	1-1	1.000	2-2	1.000	0	2	2	2.3	3	0	3	1	0	5	1.5
at Florida St.	01/21/2024		04:38	0-0	.000	0-0	.000	0-0	.000	0	1	1	2.2	0	0	0	0	0	0	1.4
Pittsburgh	01/25/2024		05:48	0-0	.000	0-0	.000	0-0	.000	1	1	2	2.2	3	1	1	0	0	0	1.3
North Carolina	01/28/2024		05:05	0-1	.000	0-0	.000	1-2	.500	2	1	3	2.3	0	0	0	0	0	1	1.3
Totals		0	111:09	5-22	.227	2-7	.286	7-10	.700	10	24	34	2.3	20	2	11	7	2	19	1.3

Player Averages

Games Played	Minutes/game	Points/game	FG Pct	3FG Pct	FT Pct	Rebounds/game	Assists/game	Turnovers/game	Assist/Turnover ratio	Steals/game	Blocks/game
15	7.4	1.3	22.7	28.6	70.0	2.3	0.1	0.7	0.2	0.1	0.5

2023-24 BROADCAST SHEET



#0 OLIVIA MCGHEE
6-2 Guard
Mineral, Va.




#1 PARIS CLARK
5-8 Guard
The Bronx, N.Y.



#4 JILLIAN BROWN
5-10 Guard
Grand Rapids, Mich.



#5 YONTA VAUGHN
5-8 Guard
District Heights, Md.



#10 MIR MCLEAN
5-11 Guard/Forward
Baltimore, Md.




#12 EDESSA NOYAN
6-3 Forward
Södertälje, Sweden



#14 KAYDAN LAWSON
6-0 Guard
Cleveland, Ohio



#20 CAMRYN TAYLOR
6-2 Forward
Peoria, Ill.



#21 KYMORA JOHNSON
5-7 Guard
Charlottesville, Va.



#23 ALEXIA SMITH
5-8 Guard
Columbus, Ohio



#32 CADY PAULEY
5-11 Guard
Milan, Mo.



#33 SAM BRUNELLE
6-2 Forward
Ruckersville, Va.



#34 LONDON CLARKSON
6-2 Forward
Pflugerville, Texas



#41 TAYLOR LAUTERBACH
6-7 Center
Appleton, Wisc.



Amaka Agugua-Hamilton
Head Coach
2nd Season




CJ Jones
Assistant Coach
2nd Season



Tori Jankoska
Assistant Coach
2nd Season



Alysiah Bond
Assistant Coach
2nd Season



Janko Popovic
Assistant Coach
2nd Season