

# VIRGINIA

## 2023-24 WOMEN'S BASKETBALL GAME NOTES

### GAME INFORMATION

**Tipoff:** Thu, Jan. 25, 2024 · 7 p.m.  
**Site:** Charlottesville, Va. / John Paul Jones Arena  
**Watch:** ACC Network Extra  
- Corey Spector (pbp) & Lauren Moses (analyst)  
**Radio:** 1070AM/98.9FM  
- Luke Neer/Adam Hawes/Myron Ripley  
**Live Stats:** VirginiaSports.com  
**Twitter:** @UVAWomensHoops  
**Virginia vs. Pittsburgh:** 7-6  
**Charlottesville:** 5-2  
**Pittsburgh:** 2-4 **Neutral:** 0-0  
**First Meeting:** 11/25/95 · W, 103-56 @UVA  
**Last Meeting:** 2/05/23 · L, 51-60 @Pitt  
**Winning Streak:** 1 game by Pitt

### 2023-24 SCHEDULE/RESULTS

**Overall: 9-9 ACC: 1-6**

**Home: 6-5 Away: 2-3 Neutral: 1-1**

Date	Opponent	TV	Time/Result
Wed, Nov. 8	UMES	ACCNX	W, 76-52
Sun, Nov. 12	Campbell	ACCNX	W, 74-49
Wed, Nov. 15	William & Mary	ACCNX	W, 80-51
Sun, Nov. 19	#25 Oklahoma	ACCN	L, 67-82
Fri, Nov. 24	# vs. Tulane	Flo (\$)	W, 81-59
Sat, Nov. 25	# vs. #7 LSU	Flo (\$)	L, 73-76
Thu, Nov. 30	\$ Missouri	ACCN	W (OT), 87-81
Sun, Dec. 3	at La Salle	ESPN+	W, 94-73
Wed, Dec. 6	Rider	ACCNX	W, 78-51
Sat, Dec. 16	Wofford	ACCNX	L, 70-71
Thu, Dec. 21	Fordham	ACCNX	W, 82-56
Sun, Dec. 31	* #3 NC State	ACCN	L, 61-72
Thu, Jan. 4	* at Georgia Tech	ACCNX	L, 60-63
Sun, Jan. 7	* Duke	The CW	L, 56-60
Thu, Jan. 11	* at #6 NC State	ACCNX	L, 66-93
Sun, Jan. 14	* at #20 North Carolina	ACCN	L, 68-81
Thu, Jan. 18	* #19 Notre Dame	ACCNX	L, 76-86
Sun, Jan. 21	* at #15 Florida State	ACCNX	W, 91-87
Thu, Jan. 25	* Pittsburgh	ACCNX	7 p.m.
Sun, Jan. 28	* #20 North Carolina	The CW	12 p.m.
Thu, Feb. 1	* at Virginia Tech	ACCN	6 p.m.
Sun, Feb. 4	* Clemson	ACCN	4 p.m.
Thu, Feb. 8	* at Boston College	ACCN	6 p.m.
Sun, Feb. 11	* at Wake Forest	ACCNX	2 p.m.
Sun, Feb. 18	* Syracuse	ACCN	2 p.m.
Thu, Feb. 22	* Miami	ACCNX	7 p.m.
Sun, Feb. 25	* at Louisville	The CW	12 p.m.
Thu, Feb. 29	* at Duke	ACCNX	7 p.m.
Sun, March 3	* Virginia Tech	ACCN	6 p.m.
March 6-10	ACC Tournament	ACCN/ESPN/ESPN2	

**Bold** - Home games

All times are Eastern

\* - ACC regular-season game

# - Cayman Islands Classic (George Town, Grand Cayman)

\$ - ACC/SEC Challenge

% - ACC Tournament (Greensboro, N.C.)



VS.



### VIRGINIA CAVALIERS (9-9, 1-6 ACC)

Head Coach: Amaka Agugua-Hamilton (Hofstra '05, VCU '07)

At UVA: 24-24 (2nd season), Career: 98-39 (5th season)

### PITTSBURGH PANTHERS (6-13, 0-6 ACC)

Head Coach: Tori Verdi (Keene State '96)

At Pitt: 6-13 (1st season); Career: 209-167 (13th season)

#### FOR OPENERS

- The Cavaliers are coming off their first ACC win of the season, a 91-87 upset at then-No. 15 Florida State (Jan 21), which snapped a six-game losing skid.
- Kymora Johnson** was named ACC Rookie of the Week and U.S. Basketball Writers Association (USBWA) National Freshman of the Week for her performances against Notre Dame (Jan. 18) and the Seminoles.
- Pittsburgh enters Thursday's contest on a six-game losing skid. Liatu King (19.7 ppg, 9.7 rpg) is currently fifth in the ACC in scoring and second in rebounding.

#### SHOES 4 HOPE

- For the second year in a row, members of the Virginia men's and women's basketball teams gathered with patients from the UVA Health Children's Pediatric Oncology program to participate in Shoes 4 Hope, an event supporting pediatric cancer patients and their families.
- The patients and UVA student-athletes teamed up at John Paul Jones Arena in December as they painted donated pairs of new Nike Air Force Ones.
- Head coach Amaka Agugua-Hamilton and her staff will wear the painted shoes during Thursday's game and will later be auctioned off to support the pediatric oncology division at UVA Health Children's Hospital.
- This project is inspired by the Coaches vs. Cancer partnership between the National Association of Basketball Coaches and the American Cancer Society.

#### SERIES HISTORY

- Virginia leads the all-time series, which began in 1995, 7-6.
- The Cavaliers are 5-2 against Pitt all-time in games held in Charlottesville, and are winners of the last three.
- Since Pitt joined in the ACC in 2013-14, UVA 4-5 against the Panthers, but the Cavaliers have won four of the last five meetings..

#### LAST MEETING BETWEEN THE HOOS & PITT

- The Panthers orchestrated a 14-2 run in the third quarter on the way to their 60-51 victory at Peterson Events Center last season (Feb. 5, 2023)
- The result marked the Cavaliers' sixth straight loss at the time, while Pitt snapped a 10-game losing skid.
- Camryn Taylor** led UVA with 14 points with nine rebounds. **London Clarkson** grabbed a career-high 10 rebounds while scoring eight points.
- Pitt had four players finish in double figures, including Dayshyanette Harris (14 pts).

#### LAST TIME OUT

- Kymora Johnson** scored 35 points on 14-of-20 shooting, pulled down seven rebounds and dished out six assists to lead the Cavaliers to a 91-87 triumph over then-No. 15 Florida State at Tucker Center this past Sunday (Jan. 21).
- The win marked the Cavaliers' first in league play this season and first true road win over an ACC team since the 2019-20 season.
- The score was tied 65-65 going into the fourth quarter, but the Hoos shot 63 percent from the field and Johnson tallied 10 points in the final period to help deliver the Cavaliers' first victory in Tallahassee since the 2011-12 season.
- The victory is UVA's first true road win over a ranked opponent since Feb. 13, 2011, when UVA toppled then-No. 11 Maryland, 60-57, in College Park, Md.
- Including Johnson, five Cavaliers finished with double-digit points.

#### VIRGINIA'S PREVIOUS STARTING LINEUP

Pos.	No.	Player (Hometown)	Yr.	Ht.	PPG	RPG	APG	NOTES
G	21	Kymora Johnson (Charlottesville, Va.)	Fr.	5-7	13.4	4.4	5.4	McDonald's High School All-American; 2x Virginia Player of the Year
G	1	Paris Clark (Bronx, N.Y.)	So.	5-8	8.9	4.3	1.4	Transfer from Arizona; No. 33 transfer according to espnW
G	0	Olivia McGhee (Louisia, Va.)	Fr.	6-2	7.4	2.3	0.3	Played three years for Louisa HS; played senior year at IMG Academy
F	20	Camryn Taylor (Peoria, Ill.)	5 <sup>th</sup>	6-2	14.7	6.6	0.5	2022 Second Team All-ACC; 10 career double-doubles
F	34	London Clarkson (Pflugerville, Texas)	Gr.	6-2	7.6	4.7	0.8	Appeared in 29 games last year; 19 career 10+ point games

#### OTHER KEY CONTRIBUTORS

Pos.	No.	Player (Hometown)	Yr.	Ht.	PPG	RPG	APG	NOTES
G	4	Jillian Brown (Grand Rapids, Mich.)	Jr.	5-10	6.6	6.0	1.8	Played two seasons at Northwestern (2021-23)
G	5	Yonta Vaughn (District Heights, Md.)	So.	5-8	4.4	2.3	3.7	Cayman Islands Classic All-Tournament Team
G/F	10	Mir McLean (Baltimore, Md.)	Sr.	5-11	0.0	0.0	0.0	Last year's second-leading scorer before suffering season-ending injury
F	12	Edessa Noyan (Södertälje, Sweden)	Fr.	6-3	2.0	2.7	0.3	Member of Swedish U20 national team; three-level scorer
G	14	Kaydan Lawson (Cleveland, Ohio)	Sr.	6-0	2.6	2.5	0.5	Appeared in 28 games, including 18 starts in 2022-23
G	23	Alexia Smith (Columbus, Ohio)	Sr.	5-8	4.0	4.4	1.8	Appeared in 29 games in 2022-23, including 13 starts
G	32	Cady Pauley (Milan Mo.)	So.	5-11	2.3	0.7	0.4	Of her 30 made FGs in 2022-23, 22 of them were 3FGs
F	33	Sam Brunelle (Ruckersville, Va.)	Gr.	6-2	5.4	2.8	0.3	Katrina McClain Watch List selection (nation's top PF)
C	41	Taylor Lauterbach (Appleton, Wisc.)	Gr.	6-7	1.4	2.2	0.1	Transfer from Wisconsin; earned undergrad degree in three years

# GAME NOTES

## **JOHNSON GARNERS WEEKLY HONORS**

- First-year guard **Kymora Johnson** was named ACC Rookie of the Week and U.S. Basketball Writers Association's Tamika Catchings national freshman of the week for her performance against Notre Dame (Jan. 18) and at then-No. 15 Florida State (Jan. 21).
- Johnson averaged 25.5 points, 7.5 rebounds, 6.5 assists and shot 59 percent from the field.
- She scored 35 points in the win over FSU, which tied for sixth all-time in program history.
- Johnson is the first Virginia player to be named ACC Rookie of the Week since Kylie Kornegay-Lucas was recognized on Nov. 25, 2019.
- Johnson is one of just two freshmen in school history to achieve that milestone with the other being Dawn Staley, who had 37 points at Wake Forest on Feb. 2, 1989.
- She is also one of just five freshmen nationally – and the only ACC freshman – to score 35 points in a game this season.
- Prior to Virginia's matchup in Tallahassee, the last time a Cavalier scored 35 points was on Jan. 21, 2010, when Monica Wright scored 39 points at Boston College.

## **NON-CONFERENCE SUCCESS**

- Under head coach **Amaka Agugua-Hamilton**, UVA is 19-3 in non-conference action.
- The Cavaliers won their first 14 non-conference matchups before falling to No. 25 Oklahoma, 82-67, on Nov. 19.

## **OLD SCHOOL BASKETBALL**

- As of Jan. 23, Virginia is eighth in the nation in rebounds per game (45.67), 13th in offensive rebounds per game (15.8), 20th in defensive rebounds per game (29.8) and 15th free throw percentage (78.4).
- The Hoos also lead the ACC in rebounding and free throw percentage.
- The Cavaliers are 9-4 this season when either leading or tying their opponents in rebounding.
- Virginia has been outrebounded in just four contests this season (vs. #7 LSU, #3 NC State, Duke, and #20 North Carolina).
- UVA has shot at least 80 percent from the charity stripe in eight games this season, including its most recent home game against Notre Dame (94.4).

## **CAMRYN TAYLOR PROPELLING THE HOOS**

- Fifth-year forward **Camryn Taylor** has led UVA in scoring in 10 games this season, including five ACC contests.
- She scored a season-high 26 points in UVA's overtime win over Missouri (Nov. 30).
- Her 26 points against the Tigers were just one shy of tying her career high.
- Taylor has scored in double figures 15 times this season and leads the team in double-doubles (3).
- She is currently 13th in the ACC in scoring (15.43 ppg) among ACC games only.
- Taylor is currently third in the ACC and 32nd in the nation in free throw percentage (87.2).
- At La Salle (Dec. 3), Taylor went 10-for-10 at the charity stripe without hitting a basket from the field.

## **JOHNSON, VAUGHN AMONG THE ACC'S ASSISTS**

### **LEADERS**

- **Kymora Johnson** (5.4 apg) and **Yonta Vaughn** (3.7 apg) are one of three pairs of teammates in the ACC averaging at least 3.7 assists per game.
- Virginia is one of just 17 schools nationally with two players on its roster averaging at least 3.7 assists per game.
- Among those 17 programs, UVA is the only one with two underclassmen averaging at least 3.7 assists per game.

- Johnson is currently fifth in the league in assists per game, while Vaughn is 12th.
- Vaughn (2.43) and Johnson (2.13) are currently third and fifth, respectively, in the ACC in assist-to-turnover ratio.
- Johnson is currently second in assists per game among all freshmen nationally.

## **HEAT CHECK**

- After shooting 19.9 percent from 3-point range in its first four games of the season, the Cavaliers set the program single-game record with 15 made 3-pointers (35 attempts) in UVA's comeback win over Tulane (Nov. 24).
- Six different Cavaliers made a 3-pointer against the Green Wave, including **Sam Brunelle** (4-5 3FG) and **Yonta Vaughn** (4-8 3FG), who led the team with four each.
- UVA's previous record was 14 made 3s (24 attempts) at Rider on Jan. 2, 2008.

## **DON'T CALL IT A COMEBACK**

- This season, the Cavaliers have successfully mounted two 15-point comebacks, their 81-59 triumph over Tulane (Nov. 24) and 87-81 overtime win over Missouri (Nov. 30).
- Virginia trailed the Tigers 28-13 with 9:30 left in the second quarter.
- Against Tulane, the Hoos trailed 19-5 with 3:01 remaining in the first quarter.
- UVA went on to lead by as many as 24 points [66-42] with 9:45 remaining against the Green Wave.
- Both comebacks are UVA's largest since it set the program record on Feb. 13, 2020, when the Cavaliers overcame a 22-point deficit in the Hoos' 69-64 win over Miami.

## **COMIN' IN HOT**

- With an average of 26.4 points from its bench, Virginia is currently 31st in the nation and second in the ACC in bench scoring.
- The Cavaliers have tallied at least 25 points from its bench in nine games this year (Tulane – 49; La Salle – 45; Wofford – 35; Notre Dame – 35; Rider – 33; William & Mary – 31; Oklahoma – 26; Fordham – 26; Missouri – 25).
- In two of those games, the Cavaliers have scored at least 45 points from their reserves.
- In UVA's 81-59 comeback win over Tulane (Nov. 24), the Cavaliers scored 49 points off the bench, the most by UVA in a single game since Dec. 18, 2011, when its bench scored 55 points in a 92-43 victory over Radford.
- Additionally, the Hoos' top-3 scorers against the Green Wave in **Yonta Vaughn** (14 pts), **Sam Brunelle** (12 pts) and **Alexa Smith** (10 pts) came off the bench.

## **ON THE HORIZON**

- Virginia returns to John Paul Jones Arena on Sunday (Jan. 28) to host No. 20 North Carolina (14-5, 6-1 ACC).
- Tipoff is set for 12 p.m. on The CW.

## **EVERYBODY WANTS SOME**

- After finishing fourth in the ACC in attendance (3,489) in 2022-23, UVA set a program record for season tickets sold this offseason after adding 1,000 new season ticket holders this year.
- For games played through Jan. 19, Virginia is currently fifth in the ACC and No. 24 in the nation in attendance (4,075/gm).
- Last season, Virginia also hosted 6,378 fans for National Girls and Women in Sports Day and Senior Day, which marked the highest attendance for a UVA women's basketball non-field trip day game since 2011.

## **CULTURE WINS**

- Since becoming UVA's sixth head coach in the spring of 2022, one of **Amaka "Mox" Agugua-Hamilton's** biggest points of emphasis has been establishing a strong culture now and for years to come.
- A few of Virginia's team mantras include: Grind Now, Shine Later (#GNLSL), Culture Wins, Give, and Family.
- Coach Mox has defined her mantra "Grind Now, Shine Later" as 'progress is a process'. When you focus on the work that's in front of you, the results and recognition will fall into place.

## **CELEBRATING 50 YEARS OF VIRGINIA WOMEN'S BASKETBALL**

- This weekend, is Alumni Weekend for Virginia Women's Basketball, which is celebrating its 50-year anniversary.
- Dozens of alumnae, former coaches and staff are set to return to Grounds this weekend and will be honored at halftime of Virginia's game against the Tar Heels this Sunday.

## **VIRGINIA TO HONOR DEBBIE RYAN FOR NATIONAL GIRLS & WOMEN IN SPORTS DAY**

- Legendary Virginia women's basketball head coach **Debbie Ryan** will be honored at UVA's National Girls and Women in Sports Day (NGWSD) celebration on Sunday, Feb. 18, when the Cavaliers host Syracuse (2 p.m.).
- Since 1996, the Virginia Department of Athletics and the Maxine Platzer Lynn Women's Center have collaborated in a celebration of NGWSD, an event that brings national attention to the achievements of female athletes and issues facing girls and women in sport.
- In addition to honoring Ryan at halftime, Virginia Athletics will host a NGWSD pregame youth sports festival on the concourse of John Paul Jones Arena.
- After serving as an assistant coach for two years, Ryan became UVA's third women's basketball head coach in 1977 and led the Cavaliers for 34 seasons.
- Her teams earned a berth in the NCAA Tournament 24 times, including three consecutive Final Four appearances from 1990-92.
- Ryan guided the Cavaliers to three ACC Tournament titles and 11 ACC regular-season championships.
- She was honored as the Naismith Coach of the Year in 1991 by the Atlanta Tipoff Club and remains the only women's basketball coach to be named ACC Coach of the Year seven times.
- Ryan finished her tenure at UVA with a record of 736-323.
- She is currently one of 10 head coaches in Division-I women's basketball history to tally at least 700 wins at the same institution.
- In 2008 – while she was still head coach at UVA – Ryan was enshrined in the Women's Basketball Hall of Fame and the Virginia Sports Hall of Fame in 2012.

## **VIRGINIA INKS BREONA HURD TO CLASS OF 2024**

- Virginia women's basketball head coach Amaka Agugua-Hamilton announced the signing of **Breona Hurd** (Waynesville, Mo.) to the Cavaliers' 2024 signing class on Wednesday (Nov. 8).
- On Jan. 9, Hurd was named a McDonald's All-American nominee.
- Agugua-Hamilton described Hurd as, "a versatile forward that can shoot, pass, and score in the low post. She is physical, can rebound and start the break."

# GAME NOTES

## AMAKA AGUGUA-HAMILTON

### OVERVIEW

- Amaka "Mox" Agugua-Hamilton was named Virginia's sixth head coach on March 21, 2022.
- Native of Herndon, Va., where she attended Oakton HS.
- Tripled the Cavaliers' win total (15) in 2022-23 from the previous two seasons combined.
- Recruited in the nation's No. 13 signing class of 2023.
- Led UVA to its first top-25 ranking in the USA Today Coaches Poll since 2010.
- Spent three seasons at Missouri State where she led the Lady Bears to back-to-back NCAA Tournament appearances, including a Sweet 16 appearance in 2021.
- Two-time MVC Coach of the Year (2020-21).
- 2020 WBCA Rookie Coach of the Year.
- 2021 WBCA National Coach of the Year finalist.
- Recorded nine wins over Power-5 teams in three seasons at MSU.
- First African-American woman to be named head coach for any sport at MSU.



### EDUCATION

College: Hofstra '05, VCU '07

### COACHING EXPERIENCE

Year	School (position)
2006-07	VCU (graduate assistant)
2007-09	VCU (assistant coach)
2009-11	Indiana (assistant coach)
2011-13	Old Dominion (assistant coach)
2013-15	Michigan State (assistant coach)
2015-19	Michigan State (associate head coach)
2019-22	Missouri State (head coach)
2022-pres.	Virginia (head coach)

### THE AGUGUA-HAMILTON RECORD

Year	School	Record (Conf)	Postseason
2019-20	Missouri State	26-4 (16-2)	N/A (COVID-19)
2020-21	Missouri State	23-3 (16-0)	NCAA Sweet 16
2021-22	Missouri State	25-8 (14-4)	NCAA First Round
2022-23	Virginia	15-15 (4-14)	WNIT invitee
2023-24	Virginia	8-9 (0-6)	
<b>Total</b>	<b>5 seasons</b>	<b>98-39</b>	
<b>Virginia</b>	<b>2 seasons</b>	<b>24-24 (5-20)</b>	

### AGUGUA-HAMILTON VS. 2023-24 OPPONENTS

Opponent	Career	UVA
Boston College	1-0	1-0
Campbell	2-0	2-0
Clemson	0-1	0-1
Duke	0-3	0-3
Florida State	2-1	1-1
Fordham	1-0	1-0
Georgia Tech	1-1	1-1
La Salle	1-0	1-0
Louisville	0-1	0-1
LSU	0-2	0-1
Maryland Eastern-Shore	2-0	2-0
Miami (Fla.)	0-1	0-1
Missouri	4-0	1-0
NC State	1-3	1-3
North Carolina	0-3	0-3
Notre Dame	0-2	0-2
Oklahoma	1-1	0-1
Pittsburgh	0-1	0-1
Rider	1-0	1-0
Syracuse	0-1	0-1
Tulane	1-0	1-0
Virginia Tech	1-2	0-2
Wake Forest	1-2	1-1
William & Mary	2-0	2-0
Wofford	0-1	0-1

### THE RETURNERS

- This season, Virginia returns eight players from last year's squad, including Second Team All-ACC selection **Camryn Taylor** and 2024 Katrina McClain Watch List (nation's top power forward) selection **Sam Brunelle**.
- Other returners include guards **Kaydan Lawson**, **Alexia Smith**, **Cady Pauley** and **Yonta Vaughn**, and forwards **Mir McLean** and **London Clarkson**.

### THE NEWCOMERS

- First years **Kymora Johnson**, **Olivia McGhee** and **Edessa Noyan** make up the nation's No. 13 recruiting class.
- In addition to Brunelle, both Johnson and McGhee are natives of the Charlottesville-area, while Noyan hails from Sweden.
- Johnson was also a two-time Gatorade Virginia Girls Basketball Player of the Year while attending St. Anne's-Belfield.
- In addition to its freshman class, UVA signed three players from the transfer portal this offseason in guards **Paris Clark** (Arizona) and **Jillian Brown** (Northwestern), and 6-7 center **Taylor Lauterbach** (K-State).
- Clark was ranked the nation's No. 33 transfer this offseason according to ESPN.com.

### 2023-24 OPPONENTS

- This season, UVA faces 10 different opponents that reached the 2023 NCAA Tournament.
- Both Oklahoma and reigning-national champion LSU are the two non-conference opponents that earned tournament berths.
- Eight ACC teams made the NCAA Tournament last season in Duke, Florida State, Louisville, Miami, NC State, North Carolina, Notre Dame and Virginia Tech.
- All four of UVA's ACC travel pod partners (Duke, NCSU, UNC & VT), which the Cavaliers will have to face twice during the regular season, made the big dance last year.

### A LOOK BACK AT 2022-23

- After going 5-22 in 2021-22, Virginia tripled its win total (15-15) last year under Coach Mox in her first season at UVA.
- The Cavaliers received an invite to the 2023 WNIT, but declined to participate due to a lack of healthy players.
- Last year, Virginia garnered its first national ranking - No. 25 in the USA Today Coaches Poll - since the 2011-12 season.
- The Cavaliers kicked off their 2022-23 campaign by winning their first 12 games, the best start in program history since the 1994-95 season.

### BRUNELLE NAMED TO KATRINA McCLAIN WATCH LIST

- For the second consecutive year, UVA forward **Sam Brunelle** was named a Katrina McClain Award Watch List selection, which was announced by the Naismith Memorial Basketball Hall of Fame and the WBCA on Oct. 19.
- The award, which is in its seventh year, recognizes the top power forward in NCAA Division I women's basketball. A national committee of top college basketball personnel determined the watch list of 20 candidates.
- Last season, Brunelle averaged 11.0 points per game, shot 40 percent from 3-point range and 91.2 percent from the free throw line. Brunelle started in 21 games for the Cavaliers in 2022-23 before her season was cut short due to injury.
- She scored in double figures in 14 games, helped the Hoos start 12-0 and achieve the program's first top-25 ranking - in the USA Today Coaches Poll - since 2010. Brunelle joined UVA in 2022 as a graduate transfer from Notre Dame.

## UVA'S RECORD UNDER AGUGUA-HAMILTON WHEN...

Category	All	2023-24
Leading at the half	17-3	6-2
Trailing at the half	7-19	3-6
Tied at the half	0-2	0-1
Playing in overtime	1-0	1-0
Playing a non-conference opponent	19-3	8-3
Playing an ACC opponent	5-20	1-6
Shooting 50% or better	4-0	2-0
Shooting between 40-49.9%	14-7	5-2
Shooting less than 40%	6-17	2-7
Opponents shoot 50% or better	0-5	0-0
Opponents shoot less than 50%	24-19	9-9
UVA outrebounds its opponent	19-9	8-4
Opponent outrebounds UVA	2-15	0-5
Teams are tied in rebounds	3-0	1-0
UVA has 10 or more steals	11-6	3-2
UVA shoots 70% FT or better	16-18	7-7
UVA shoots less than 70% FT	8-7	2-2
Scoring less than 50 points	0-0	0-0
Scoring 50-59 points	0-8	0-1
Scoring 60-69 points	4-11	0-5
Scoring 70-79 points	9-5	3-3
Scoring 80-89 points	8-0	4-0
Scoring more than 90 points	3-0	2-0
Allowing fewer than 50 points	5-0	1-0
Allowing fewer than 40 points	2-0	0-0
Playing in John Paul Jones Arena	17-10	6-5
Playing on the road	6-12	2-3
Playing on a neutral court	1-2	1-1
Game decided by 1-4 points	2-5	1-4
Game decided by 5-10 points	3-6	1-1
Game decided by 11+ points	19-13	7-4
Playing at night	10-12	3-3
Playing in the afternoon	13-12	5-6
Playing in the morning	1-0	1-0
Playing on Monday	1-0	0-0
Playing on Tuesday	0-0	0-0
Playing on Wednesday	7-2	3-0
Playing on Thursday	4-10	2-3
Playing on Friday	1-0	1-0
Playing on Saturday	1-2	0-2
Playing on Sunday	10-10	3-4
Playing in November	14-2	5-2
Playing in December	7-3	3-2
Playing in January	2-12	1-5
Playing in February	1-6	0-0
Playing in March	0-1	0-0

## ACC PRESEASON POLL

- Virginia Tech (45) ..... 1,116
- Notre Dame (14) ..... 1,052
- North Carolina (1) ..... 973
- Louisville (1) ..... 867
- Florida State ..... 855
- Miami ..... 702
- Duke ..... 686
- NC State ..... 652
- Syracuse ..... 504
- Virginia ..... 438**
- Clemson ..... 395
- Georgia Tech ..... 342
- Boston College ..... 226
- Wake Forest ..... 192
- Pittsburgh ..... 120

# GAME NOTES

## VIRGINIA ALL-TIME VS. 2023-24 OPPONENTS

Opponent	Overall
Boston College	18-6
Campbell	2-1
Clemson	45-34
Duke *	35-43
Florida State	36-22
Fordham	3-0
Georgia Tech	59-19
La Salle	1-0
Louisville	2-11
LSU	0-1
Maryland Eastern-Shore	3-0
Miami (Fla.)	10-12
Missouri	1-0
NC State *	41-43
North Carolina *	34-59
Notre Dame	3-11
Oklahoma	0-1
Pittsburgh	6-6
Rider	6-0
Syracuse	5-10
Tulane	1-3
Virginia Tech *	51-18
Wake Forest	69-10
William & Mary	13-0
Wofford	0-1

\* - Two regular-season matchups scheduled in 2023-24

## UPCOMING MILESTONES

### Wins

100 Wins.....Amaka Agugua-Hamilton, 98

### Games Played

125 GP.....Sam Brunelle, 117  
Camryn Taylor, 117  
100 GP.....Alexia Smith, 99  
London Clarkson, 97  
Taylor Lauterbach, 88

### Total Points

1,500 Points.....Camryn Taylor, 1,434  
Sam Brunelle, 1,115  
600 Points.....Jillian Brown, 519  
500 Points.....London Clarkson, 493  
Alexia Smith, 437  
Mir McLean, 376  
Kaydan Lawson, 349

### Field Goals Made

600 FGM.....Camryn Taylor, 564  
500 FGM.....Sam Brunelle, 425

### Rebounding

700 Rebounds.....Camryn Taylor, 673  
500 Rebounds.....Sam Brunelle, 451  
400 Rebounds.....London Clarkson, 319  
Alexia Smith, 317  
Jillian Brown, 300  
300 Rebounds.....Mir McLean, 288  
Kaydan Lawson, 292

### Blocked Shots

75 Blocks.....Camryn Taylor, 73  
London Clarkson, 52  
50 Blocks.....Taylor Lauterbach, 49

### Steals

100 Steals.....Camryn Taylor, 89  
Alexia Smith, 79  
Jillian Brown, 65  
Kaydan Lawson, 64  
London Clarkson, 60  
50 Steals.....Mir McLean, 49

## WILLOUGHBY IN THE WNBA

- Virginia alumnae Jocelyn Willoughby '20 wrapped up her third playing season in the WNBA with the New York Liberty.
- Willoughby and the Liberty reached the WNBA finals where they fell, 3-1, in the series to the Las Vegas Aces.
- Willoughby led the ACC in scoring as a senior, averaging 19.2 points and 7.7 rebounds per game.
- This year's Virginia team traveled to Brooklyn, N.Y. for game No. 2 of the WNBA finals, which the Liberty won, 87-73, in Barclays Center.
- After the win, the Cavaliers were able to tour the arena with Willoughby.

## WRIGHT INDUCTED INTO VIRGINIA SPORTS HALL OF FAME

- Former Cavalier Monica Wright Rogers was inducted into the Virginia Sports Hall of Fame as part of its class of 2024, the organization announced Nov. 27.
- A native of Woodbridge, Va., Wright Rogers was Virginia's the 2006 Gatorade Virginia Player of the Year and was selected as a WBCA All-American.
- During her four years at Virginia, Wright Rogers set program career records for total points (2,540), scoring average (19.1 ppg), field goals made (962), field goal attempts (2,207) and 25-point games (28), and ranks fourth on the all-time list with 372 steals.
- A three-time All-American, Wright Rogers was named the 2010 ACC Player of the Year, ACC Defensive Player of the Year and WBCA National Defensive Player of the Year. Following her graduation, she played seven seasons in the WNBA, winning two WNBA Championships, and was named to the 2010 All-Rookie Team.

## JANKOSKA ENSHRINED IN SAGINAW COUNTY SPORTS HALL OF FAME

- Virginia assistant coach **Tori Jankoska**, arguably the best Michigan State women's basketball player of all-time, was enshrined in the Saginaw County (Mich.) Sports Hall of Fame on Nov. 5.
- Jankoska was a four-time all-state player for Freeland High School from 2010-13 where she scored a Saginaw County record 2,333 career points, also good for No. 9 all-time in the state of Michigan.
- Her senior year, she was crowned Michigan's Miss Basketball and the state's Gatorade Player of the Year.
- At Michigan State, she set the program's all-time scoring record (2,212).
- Jankoska was selected ninth overall by the Chicago Sky in the 2017 WNBA Draft and later played for the Polish basketball team, Basket Gdynia.
- Prior to her arrival at Virginia in 2022, Jankoska served as assistant coach for three seasons (2019-22) at Missouri State under current UVA head coach **Amaka Agugua-Hamilton**.



## CAVALIERS SELECTED IN THE WNBA DRAFT

Year	Name	Team	Rd.	Pk.
1997	Wendy Palmer* (Elite Draft)	Utah Starzz	2	1
	Tammi Reiss*	Utah Starzz	1	5
	Tora Suber	Charlotte Sting	1	7
1999	Dawn Staley*	Charlotte Sting	1	9
2000	Lesley Brown (Expansion Draft)	Miami Sol	-	19
	Renee Robinson	Indiana Fever	4	9
2001	Svetlana Volnaya	Detroit Shock	3	6
2003	Telisha Quarles	Phoenix Mercury	3	4
2008	Sharnee Zoll	LA Sparks	3	1
2009	Lyndra Littles	Connecticut Sun	2	4
2010	Monica Wright	Minnesota Lynx	1	2
2020	Jocelyn Willoughby	Phoenix Mercury	1	10

## CAVALIERS WHO HAVE PLAYED IN THE WNBA

**Heidi Burge** (LA Sparks 1997, Washington Mystics 1998)  
**Jenny Boucek** (Cleveland Rockers 1997)

**Wendy Palmer** (Utah Starzz 1997-99; Detroit Shock 1999-02; Orlando Miracle 2002; Connecticut Sun 2003-04; San Antonio Silver Stars 2005; Seattle Storm 2006-07)

**Tammi Reiss** (Utah Starzz 1997-98)

**Tora Suber** (Charlotte Sting 1997-98; Orlando Miracle 1999)

**Heather Burge** (Sacramento Monarchs 1999)

**Dawn Staley** (Charlotte Sting 1999-2005; Houston Comets 2005-06)

**Lesley Brown** (Miami Sol, 2000)

**DeMya Walker** (Portland Fire 2000-02; Sacramento Monarchs 2003-09; Connecticut Sun 2010-11; Washington Mystics 2011; New York Liberty 2012-13)

**Sharneé Zoll** (Minnesota Lynx 2008, Chicago Sky 2013)

**Monica Wright** (Minnesota Lynx 2010-15; Seattle Storm 2015-16)

**Jocelyn Willoughby** (New York Liberty 2020-pres.)

## WNBA CHAMPIONS

**DeMya Walker** (Sacramento Monarchs, 2005)

**Monica Wright** (Minnesota Lynx, 2011 & 2013)

# 2023-24 VIRGINIA ROSTER

## NUMERICAL

No.	Name	Pos.	Yr.	Ht.	Hometown	High School/Previous School
0	Olivia McGhee	G	Fr.	6-2	Louisa, Va.	IMG Academy
1	Paris Clark	G	So.	5-8	Bronx, N.Y.	Long Island Lutheran/Arizona
4	Jillian Brown	G	Jr.	5-10	Grand Rapids, Mich.	East Grand Rapids/Northwestern
5	Yonta Vaughn	G	So.	5-8	District Heights, Md.	Bishop McNamara
10	Mir McLean	G/F	Sr.	5-11	Baltimore, Md.	Roland Park Country School/UConn
12	Edessa Noyan	F	Fr.	6-3	Södertälje, Sweden	Täljegymnasiet
14	Kaydan Lawson	G	Sr.	6-0	Cleveland, Ohio	Orange
20	Camryn Taylor	F	5th	6-2	Peoria, Ill.	Richwoods/Marquette
21	Kymora Johnson	G	Fr.	5-7	Charlottesville, Va.	St. Anne's-Belfield School
23	Alexia Smith	G	Sr.	5-8	Columbus, Ohio	Columbus Africentric Early College/Minnesota
32	Cady Pauley	G	So.	5-11	Milan, Mo.	Milan
33	Sam Brunelle	F	Gr.	6-2	Ruckersville, Va.	William Monroe/Notre Dame
34	London Clarkson	F	Gr.	6-2	Pflugerville, Texas	Pflugerville/Florida State
41	Taylor Lauterbach	C	Gr.	6-7	Appleton, Wisc.	Appleton West/K-State

## ALPHABETICAL

No.	Name	Pos.	Yr.	Ht.	Hometown	High School/Previous School
4	Jillian Brown	G	Jr.	5-10	Grand Rapids, Mich.	East Grand Rapids/Northwestern
33	Sam Brunelle	F	Gr.	6-2	Ruckersville, Va.	William Monroe/Notre Dame
1	Paris Clark	G	So.	5-8	Bronx, N.Y.	Long Island Lutheran/Arizona
34	London Clarkson	F	Gr.	6-2	Pflugerville, Texas	Pflugerville/Florida State
21	Kymora Johnson	G	Fr.	5-7	Charlottesville, Va.	St. Anne's-Belfield School
41	Taylor Lauterbach	C	Gr.	6-7	Appleton, Wisc.	Appleton West/K-State
14	Kaydan Lawson	G	Sr.	6-0	Cleveland, Ohio	Orange
0	Olivia McGhee	G	Fr.	6-2	Louisa, Va.	IMG Academy
10	Mir McLean	G/F	Sr.	5-11	Baltimore, Md.	Roland Park Country School/UConn
12	Edessa Noyan	F	Fr.	6-3	Södertälje, Sweden	Täljegymnasiet
32	Cady Pauley	G	So.	5-11	Milan, Mo.	Milan
23	Alexia Smith	G	Sr.	5-8	Columbus, Ohio	Columbus Africentric Early College/Minnesota
20	Camryn Taylor	F	5th	6-2	Peoria, Ill.	Richwoods/Marquette
5	Yonta Vaughn	G	So.	5-8	District Heights, Md.	Bishop McNamara

**Head Coach:** Amaka Agugua-Hamilton (Hofstra '05), 2nd year

**Assistant Coach:** CJ Jones (Francis Marion '10), 2nd year

**Assistant Coach:** Tori Jankoska (Michigan State '16), 2nd year

**Assistant Coach:** Alysiah Bond (Ohio State '95), 2nd year

**Assistant Coach:** Janko Popovic (LeMoyne-Owen, '14), 2nd year

**Director of Basketball Operations:** Jazmin Horne (Saint Joseph's '17, Temple '22), 2nd season

**Director of Scouting and Player Development:** Abby Emmert (Missouri State '21, '22), 2nd season

**Director of Recruiting Operations:** Mariah White (Missouri State '22), 2nd season

**Athletic Trainer:** Lydia Johnson (Charleston Southern, '12), 2nd season

**Strength & Conditioning Coach:** Justin Westbrook (Virginia '22, '23), 1st season

## Pronunciation Guide

5.	Yonta Vaughn	Yahn-tah
10.	Mir McLean	Rhymes with dear
12.	Edessa Noyan	Eh-dess-uh
21.	Kymora Johnson	Kuh-more-uh
23.	Alexia Smith	Uh-lex-ee-uh
41.	Taylor Lauterbach	Law-tuhr-bahk
	Amaka Agugua-Hamilton	Uh-mah-kuh Uh-goo-gwah
	Alysiah Bon	Uh-lie-shuh
	Tori Jankoska	Jan-kahs-kuh
	Janko Popovic	Yahn-koh Pop-oh-vich

## UVA BIRTHDAYS

February 1	Alexia Smith
February 9	Yonta Vaughn
February 18	Olivia McGhee
March 15	Camryn Taylor
March 19	Sam Brunelle
May 2	Edessa Noyan
May 15	Cady Pauley
June 7	Taylor Lauterbach
July 25	Kymora Johnson
August 13	Jillian Brown
September 5	Mir McLean
September 12	Paris Clark
October 17	London Clarkson
December 14	Kaydan Lawson

# VIRGINIA'S RECORD WHEN...

## VIRGINIA'S RECORD IN 2023-24 WHEN...

Games decided by 10 points or less .....	2-5
Games decided by 11 points or more .....	7-4
Leading at halftime .....	6-2
Trailing at halftime .....	3-7
Tied at halftime .....	0-1
In overtime games .....	1-0
Leading by 10 or more points .....	8-1
Shot FG 50% or better .....	2-0
Shot FG 40-49% .....	5-3
Shot FG less than 40% .....	2-6
Holding opponent under 60 points .....	6-0
Scoring 30-39 points .....	0-0
Scoring 40-49 points .....	0-0
Scoring 50-59 points .....	0-1
Scoring 60-69 points .....	0-5
Scoring 70-79 points .....	3-3
Scoring 80-89 points .....	4-0
Scoring 90-100 points .....	2-0
Scoring over 100 points .....	0-0
Outrebounding opponent .....	8-4
Being outrebounded .....	0-5
Tied in rebounding .....	1-0
Had fewer turnovers than opponent .....	7-2
Tied in turnovers .....	0-3
Committed fewer than 15 turnovers .....	6-3
Wearing white uniforms .....	6-4
Wearing blue uniforms .....	3-3
Wearing orange uniforms .....	0-2

## VIRGINIA MARGINS OF VICTORY IN 2023-24

1-3 points .....	0
4-9 points .....	2
10-19 points .....	0
20-29 points .....	7
30-39 points .....	0
40-49 points .....	0

## VIRGINIA MARGINS OF DEFEAT IN 2023-24

1-3 points .....	3
4-9 points .....	1
10-19 points .....	4
20-29 points .....	1
30-39 points .....	0
40-49 points .....	0

## LARGEST LEADS & BEST SCORING RUNS IN 2023-24

Largest winning margin	29 (80-51) vs. William & Mary, 11/15/23
Largest losing margin	27 (66-93) at #6 NC State, 1/11/24
Largest lead	38 (3rd 4:54) vs. Fordham, 12/21/23
Largest deficit	34 (3rd 1:16) at #6 NC State, 1/11/24
Largest deficit in a win	15 (1st 3:01) vs. Tulane, 11/24/23
	15 (2nd 9:30) vs. Missouri, 11/30/23
Largest lead in a loss	11 (2nd 2:04) vs. Wofford, 12/16/23
Largest halftime lead	25 (50-25) vs. Fordham, 12/21/23
Largest halftime deficit	23 (34-57) at #6 NC State, 1/11/24
Largest halftime deficit in a win	8 (28-36) vs. Missouri, 11/30/23
Best scoring run	21 (4th 3:01) vs. Campbell, 11/12/23
Opponent's best scoring run	12 (1st 0:41) vs. NC State, 12/31/23

## SCORING BENCHMARKS

### GAMES WITH 20 OR MORE POINTS IN 2023-24

	Career	2023-24
Camryn Taylor, F	14*	2
Mir McLean, G/F	3	0
Sam Brunelle, F	8#	0
Kymora Johnson, G	2	2
London Clarkson, G	1	0

\* - includes four 20-point games in two seasons at Marquette (2019-21)

# - includes seven 20-point games in three seasons at Notre Dame (2019-22)

### GAMES WITH 10 OR MORE POINTS

	Career	2023-24
Camryn Taylor, F	75*	15
Sam Brunelle, F	58*	4
London Clarkson, F	22*	7
Mir McLean, G/F	20*	0
Jillian Brown, G	20*	5
Kaydan Lawson, F	12	0
Kymora Johnson, G	11	11
Alexia Smith, G	11	4
Paris Clark, G	10*	7
Olivia McGhee, G/F	8	8
Yonta Vaughn, G	3	2
Cady Pauley, G	3	0
Taylor Lauterbach, C	1*	0

\* - includes 10-point games at previous school

### GAMES WITH 10 OR MORE REBOUNDS

	Career	2023-24
Mir McLean, G/F	6	0
Camryn Taylor, F	5	3
Kaydan Lawson, F	1	0
London Clarkson, F	1	0
Jillian Brown, G	2	2
Taylor Lauterbach, C	2*	0
Alexia Smith, G	1	1
Paris Clark, G	1	1

\* - includes two 10-rebound games in three seasons at K-State

### DOUBLE DOUBLES

	Career	2023-24
Camryn Taylor, F	11*	3
Mir McLean, G/F	7	0
Jillian Brown, G	1	1
Paris Clark, G	1	1
Alexia Smith, G	1	1

\* - includes five double-doubles in 27 games at Marquette

# MISCELLANEOUS GAME-BY-GAME

## GAME-BY-GAME LEADERS

Date	Opponent	W/L	Score	Points	Rebounds	Assists
11/8	UMES	W	76-52	Taylor, 22	Brown, 13	Vaughn, 8
11/12	Campbell	W	74-49	Taylor, 16	Noyan, 8	Johnson, 7
11/15	William & Mary	W	80-51	Brown, 17	Brown & Taylor, 7	Smith, 4
11/19	Oklahoma	L	67-82	Taylor, 17	Brown, 9	Johnson, 6
11/24	vs. Tulane	W	81-59	Vaughn, 14	McGhee, 6	<b>Johnson, 9</b>
11/25	vs. LSU	L	73-76	Clark, 19	Brown & Clark, 7	Vaughn, 7
11/30	Missouri	W (ot)	87-81	Taylor, 26	Smith, 13	Johnson, 7
12/3	at La Salle	W	94-73	Johnson, 17	Brown, 8	Vaughn, 6
12/6	Rider	W	78-51	Taylor, 18	Taylor, 13	Johnson, 4
12/16	Wofford	L	70-71	Clark & McGhee, 14	Clarkson, 9	<b>Johnson, 9</b>
12/21	Fordham	W	82-56	Johnson, 26	Taylor, 8	Johnson, 7
12/31	#3 NC State	L	61-72	Taylor, 17	<b>Taylor, 15</b>	Johnson, 7
1/4	at Georgia Tech	L	60-63	Taylor, 19	Clark, 12	Johnson, 6
1/7	Duke	L	56-60	Taylor, 17	Johnson, 8	Vaughn, 6
1/11	at #6 NC State	L	66-93	Taylor, 22	Smith, 9	Smith, 6
1/14	at #20 North Carolina	L	68-81	Taylor, 16	Clarkson & Taylor 7	Johnson & Smith 5
1/18	#19 Notre Dame	L	76-86	Clark & Johnson, 16	Johnson 8	Johnson, 7
1/21	at #15 Florida State	W	91-87	<b>Johnson, 35</b>	Taylor, 10	Johnson, 6

**Bold** – Team season high

## SCORING & SPECIALTY STATS

Date	Opponent	Total		1st Half		2nd Half (OT)		Starters		Bench		In the Paint		Fast Break		2nd Chance		Off Turnovers	
		UVA	Opp.	UVA	Opp.	UVA	Opp.	UVA	Opp.	UVA	Opp.	UVA	Opp.	UVA	Opp.	UVA	Opp.	UVA	Opp.
11/8	UMES	76	52	35	<b>22</b>	41	30	58	<b>27</b>	18	25	30	<b>10</b>	24	6	12	4	14	10
11/12	Campbell	74	<b>49</b>	29	35	45	14	65	37	9	12	32	22	22	5	14	9	20	6
11/15	William & Mary	80	51	34	23	46	28	49	33	31	18	42	24	22	7	15	10	13	5
11/19	#25 Oklahoma	67	82	27	44	40	38	41	63	26	19	36	30	7	18	15	8	21	7
11/24	vs. Tulane	81	59	36	34	45	25	32	43	<b>49</b>	16	26	22	13	9	13	7	<b>28</b>	6
11/25	vs. #7 LSU	73	76	38	38	35	38	51	68	22	8	32	42	14	8	21	15	16	13
11/30	Missouri (OT)	87	71	28	36	47 (12)	39 (6)	62	66	25	15	44	32	8	8	18	7	21	8
12/3	at La Salle	<b>94</b>	73	45	33	49	40	49	46	45	27	<b>46</b>	28	19	11	15	6	22	10
12/6	Rider	78	51	32	27	46	<b>24</b>	45	39	33	12	40	26	17	4	<b>26</b>	<b>0</b>	16	<b>4</b>
12/16	Wofford	70	71	37	30	33	41	35	51	35	20	34	28	17	<b>2</b>	11	7	16	12
12/21	Fordham	82	56	<b>50</b>	25	32	31	56	36	26	20	38	18	<b>36</b>	12	4	8	21	15
12/31	#3 NC State	61	72	32	31	29	41	40	64	21	8	16	32	16	15	9	18	14	10
1/4	at Georgia Tech	60	63	24	27	36	36	49	58	11	<b>5</b>	34	24	14	6	17	15	12	12
1/7	Duke	56	60	26	30	30	30	41	44	15	16	20	30	12	4	9	13	14	13
1/11	at #6 NC State	66	93	34	57	32	36	46	71	20	22	28	36	14	36	14	5	7	23
1/14	at #20 North Carolina	68	81	32	37	36	44	40	58	28	23	20	26	11	15	9	5	7	13
1/18	#19 Notre Dame	76	86	33	39	43	47	41	77	35	9	36	42	12	26	11	9	11	26
1/21	at #15 Florida State	91	87	39	43	<b>52</b>	44	<b>73</b>	74	18	13	40	38	7	14	15	14	5	23

**Bold** – Virginia season high/opponent season low

## STARTING LINEUPS

Lineup #	Game(s)	W-L	G	G	G/F	F	F/C
1	1	1-0	Johnson	Brown	Smith	Taylor	Noyan
2	2-4	2-1	Johnson	Brown	Smith	Taylor	Clarkson
3	5	1-0	Johnson	Brown	McGhee	Taylor	Clarkson
4	6-9, 11, 15-16	4-3	Johnson	Clark	Smith	Taylor	Brunelle
5	10	0-1	Johnson	Clark	Smith	Brunelle	Clarkson
6	12-13	0-2	Johnson	Clark	Smith	Taylor	Clarkson
7	14	0-1	Johnson	Clark	Brown	Taylor	Clarkson
8	17	0-1	Johnson	Smith	McGhee	Taylor	Clarkson
9	18	1-0	Johnson <sup>18</sup>	Clark <sup>1</sup>	McGhee <sup>2</sup>	Taylor <sup>8</sup>	Clarkson <sup>2</sup>

# - Consecutive starts

# GAME-BY-GAME COMPARISONS

Date	Opponent	W/L	Score	Field Goals		3-Pointers		Free Throws		Rebounds			PF	A	TO	Stl	Blk	Pts
				FG-FGA	Pct	3FG-3FGA	Pct	FT-FTA	Pct	Off	Def	Total						
11/8/23	at Virginia UMES	W	76-52	24-67	35.8	8-31	25.8	20-25	80.0	20	40	60	15	16	19	8	8	76
				20-71	28.2	5-21	23.8	8-10	70.0	13	26	39	19	7	14	5	5	52
11/12/23	at Virginia Campbell	W	74-49	25-62	40.3	3-15	20.0	21-23	91.3	13	30	43	17	16	11	11	7	74
				15-58	31.0	7-27	25.9	6-16	37.5	15	25	40	21	13	21	5	7	49
11/15/23	at Virginia W&M	W	80-51	29-71	40.8	6-22	27.3	16-20	80.0	18	38	56	17	15	12	7	8	80
				18-67	26.9	3-19	15.8	12-16	75.0	13	25	38	19	10	14	4	3	51
11/19/23	at Virginia #22 Oklahoma	L	67-82	26-83	31.3	1-23	4.3	14-17	82.4	18	25	43	19	12	12	14	3	67
				30-62	48.4	13-30	43.3	9-12	75.0	8	41	49	17	22	24	6	7	82
11/24/23	Virginia vs. Tulane	W	81-59	30-74	40.5	15-35	42.9	6-7	85.7	14	29	43	19	20	12	13	4	81
				18-58	31.0	6-23	26.1	17-24	70.8	14	29	43	10	9	19	10	4	59
11/25/23	Virginia vs. #7 LSU	L	73-76	27-72	37.5	9-31	29.0	10-14	71.4	19	23	42	24	14	16	8	6	73
				26-67	40.3	2-8	25.0	20-24	83.3	18	29	47	17	16	16	4	2	76
11/30/23	at Virginia Missouri	W (ot)	87-81	32-78	41.0	5-22	22.7	18-23	78.3	16	28	44	19	20	6	7	6	87
				27-60	45.0	9-25	36.0	18-26	69.2	9	32	41	20	15	18	6	4	81
12/3/23	Virginia at La Salle	W	94-73	33-72	45.8	5-21	23.8	23-25	92.0	17	31	48	18	22	14	9	2	94
				27-68	39.7	10-34	29.4	9-13	69.2	12	22	34	21	13	20	6	3	73
12/6/23	at Virginia Rider	W	78-51	29-76	38.2	7-28	25.0	13-20	65.0	31	29	60	11	14	10	12	2	78
				22-52	42.3	4-21	19.0	3-6	50.0	13	19	22	15	16	16	8	1	51
12/16/23	at Virginia Wofford	L	70-71	28-68	41.2	4-23	17.4	10-13	76.9	18	27	45	13	19	17	8	3	70
				27-58	46.6	11-26	42.3	6-7	85.7	5	22	27	17	16	18	11	1	71
12/21/23	at Virginia Fordham	W	82-56	31-58	53.4	12-22	54.5	8-11	72.7	7	32	39	9	21	19	9	4	82
				20-64	31.3	11-30	36.7	5-6	83.3	12	20	32	9	15	20	12	0	56
12/31/23	at Virginia #3 NC State	L	61-72	20-72	27.8	9-30	30.0	12-19	63.2	12	32	44	19	12	11	5	8	61
				25-70	35.7	5-19	26.3	17-19	89.5	13	43	56	15	14	11	6	4	72
1/4/24	Virginia at Georgia Tech	L	60-63	22-64	34.4	1-16	6.3	15-23	65.2	17	29	46	24	14	17	12	8	60
				19-59	32.2	4-18	22.2	21-33	63.6	15	27	42	17	10	16	9	2	63
1/7/24	at Virginia Duke	L	56-60	16-54	29.6	2-10	20.0	22-26	84.6	11	24	35	25	11	14	5	5	56
				22-55	40.0	2-18	11.1	14-25	56.0	12	29	41	23	11	14	7	9	60
1/11/24	Virginia at # 6 NC State	L	66-93	27-82	32.9	6-23	26.1	6-8	75.0	21	29	50	21	12	17	6	2	66
				32-66	48.5	10-23	43.5	19-23	82.6	5	35	40	12	19	11	9	7	93
1/14/24	Virginia at #20 North Carolina	L	68-81	22-65	33.8	8-19	42.1	16-21	76.2	10	29	39	25	16	12	5	0	68
				28-62	45.2	7-17	41.2	18-26	69.2	8	36	44	20	20	9	6	6	81
1/18/24	at Virginia #19 Notre Dame	L	76-86	26-62	41.9	7-23	30.4	17-18	94.4	11	26	37	35	17	23	7	7	76
				25-56	44.6	3-14	21.4	33-44	75.0	10	25	35	21	16	15	13	5	86
1/21/24	Virginia at #15 Florida State	W	91-87	36-67	53.7	8-17	47.1	11-16	68.8	12	36	48	24	14	19	3	6	91
				30-76	39.5	5-26	19.2	22-29	75.9	10	20	30	16	13	3	7	1	87
Totals	Virginia Opponents			435-1129	38.5	117-399	29.3	256-358	71.3	185	505	700	309	255	279	134	71	1243
				483-1247	38.7	116-411	28.2	258-329	78.4	285	537	822	354	285	265	149	89	1340

## Virginia Averages

Games Played	Points/game	FG Pct	3FG Pct	FT Pct	Rebounds/game	Assists/game	Turnovers/game	Assist/Turnover ratio	Steals/game	Blocks/game
18	74.4	38.7	28.2	78.4	45.7	15.8	14.7	1.1	8.3	4.9

## Opponents Averages

Games Played	Points/game	FG Pct	3FG Pct	FT Pct	Rebounds/game	Assists/game	Turnovers/game	Assist/Turnover ratio	Steals/game	Blocks/game
18	69.1	38.5	29.3	71.3	38.9	14.2	15.5	0.9	7.4	3.9



# THE LAST TIME

## INDIVIDUAL

**One player with a double-double:** Camryn Taylor (11 pts, 102 reb), at #15 Florida State (1/21/24)

**Two UVA players with double-doubles in the same game:** vs. Syracuse, 3/5/20 (Willoughby 13 pts, 12 reb; Jablonowski 12 pts, 10 reb)

**Five Players in double figures:** at #15 Florida State, 1/21/24 (Johnson 35, McGhee 12, Taylor 11, Brown 10 Clarkson 10)

**Six players in double figures:** vs. at La Salle, 12/3/23 (Johnson 17, Brown 12, Clark 12, Clarkson 11 Brunelle 10, Taylor 10)

**Seven players in double figures:** vs. Norfolk State 11/16/15 (Randolph 17, Moses 12, Brown 11, Venson 10, Mason 10, Huland El 10, Jones 10)

**Zero players in double figures:** vs. Louisville, 1/17/19

**Every Cavalier player scored:** vs. Rider, 12/6/23

**Scored 25 points:** 35, Kymora Johnson at #15 Florida State, 1/21/24

**Scored 30 points:** 35, Kymora Johnson at #15 Florida State, 1/21/24

**Scored 40 points:** \*\*48, Mimi Kennedy at North Carolina, 01/15/98

**A non-starter scored 20 or more points:** 23, London Clarkson vs. North Carolina, 2/2/23

**Two or more Hoos scored 20 or more points in the same game:** at Virginia Tech (Willoughby 29, Toussaint 29) 2/23/20

**Perfect from the field (5 attempts):** 6-6, Kymora Johnson at La Salle, 12/3/23

**Perfect at FT line (8 attempts):** 10-10, Camryn Taylor at La Salle, 12/3/23

**Perfect at FT line (9 attempts):** 10-10, Camryn Taylor at La Salle, 12/3/23

**Perfect at FT line (10 attempts):** 10-10, Camryn Taylor at La Salle, 12/3/23

**Attempted 20 free throws:** 20\*\*, Brandi Teamer at Wake Forest, 1/6/05

**Had 15 rebounds:** 15, Camryn Taylor vs. #3 NC State 12/31/23

**Had 20 rebounds:** 24, Sarah Imovbioh vs. Ohio State 11/14/14

**Had 10 assists:** 10, Taylor Valladay vs. Syracuse, 02/08/22

**Had 6 steals:** 9, Shemera Williams vs. Duke, 1/9/20

**Had 5 blocked shots:** 5, Sam Brunelle vs. Florida State, 1/19/23

## OPPONENT

**Five opposing players scored in double figures:** at #6 NC State, 1/11/24 (Brooks 19, Hayes 17, James 15, Collins 14, Steele 13)

**Opponent made game-winning buzzer beater:** Rachael Rose (0.4 seconds), Wofford, 12/16/23

**Opponent scored 100 points:** 103, at Notre Dame 3/3/19

**Opponent failed to score at least 30 points:** 28, Morgan State, 12/18/22

**ACC opponent failed to score at least 50 points:** 41, Syracuse, 2/2/20

**Opponent failed to make at least one 3FG:** 0-19, Morgan State, 12/18/22

**Opponent failed to score at least one second-chance point:** Rider, 12/6/23

**Opponent attempted at least 40 free throws:** 44, #19 Notre Dame, 1/18/24

## TEAM

### RANKINGS

**UVA ranked in AP Top 25:** #22, 11/21/12

**UVA ranked USA Today Top 25:** #25, 12/20/22

**Played AP No. 1 team:** #1 Duke, L 79-58, 3/2/07

**Defeated AP No. 1 team:** #1 Maryland, 75-74, 2/11/92

**Defeated AP Top 10 team:** #4 Florida State 60-51, 2/16/17

**Defeated AP Top 25 team:** at #15 Florida State, 1/21/24

**Defeated USA Today 25 team:** at #18 Florida State, 1/21/24

### FIELD GOAL SHOOTING

**Shot at least 50 percent:** 53.7 (36-67) at #15 Florida State, 1/21/24

**Shot at least 60 percent:** 62.3 (33-53) vs. Georgia Tech, 3/02/08

**Shot at least 70 percent:** \*\*70.0 (42-60) at Wake Forest, 1/7/87

**Made 40-49 field goals:** 40 vs. Coppin State, 11/13/16

**Made 50 field goals:** \*\*54 vs. Cleveland State, 11/29/95

**Attempted 70 FG:** 82 at #6 NC State, 1/11/24

**Attempted 80 FG:** 82 at #6 NC State, 1/11/24

### 3-POINT SHOOTING

**Shot 50 percent:** 54.5 (12-22) vs. Fordham 12/21/23

**Shot 60 percent:** 60.0 (9-15) vs. UNCG 12/2/17

**Shot 70 percent:** 75.0 (6-8) vs. Louisville 03/01/15

**Shot 80 percent:** 85.7 (6-7) vs. St. John's, 03/19/88

**Made 10 3FGs:** 12 vs. Fordham, 12/21/23

**Made 15 3FGs:** \*\*15 vs. Tulane, 11/24/23

**Attempted 30 3FGs:** 30 (made 9) vs. #3 NC State, 12/31/23

**UVA failed to make at least one 3FG:** 0-10 at Loyola Chicago, 11/16/22

### FREE THROW SHOOTING

**Shot 85 percent:** 84.6 (22-26) vs. Duke, 1/7/24

**Shot 90 percent:** 94.4 (17-18) vs. #19 Notre Dame, 1/18/24

**Shot 100 percent:** 1.000 (10-10) vs. North Carolina, 2/24/22

**Made 20 free throws:** 22 (22-26) vs. Duke, 1/7/24

**Made 30 free throws:** 30 (30-38) vs. North Carolina, 02/20/14

**Attempted 0 FT:** at Duke 1/14/18

**Attempted 30 FT:** 34 vs. Pittsburgh, 2/20/22

**Attempted 40 FT:** 44 vs. Indiana, 11/26/09

**Attempted 50 FT:** \*\*54 at Wake Forest, 1/6/05

### SCORING

**Scored 85 points:** 94 at La Salle, 12/3/23

**Scored 90 points:** 91 at #15 Florida State, 1/21/24

**Scored 100 points:** 101 vs. UMBC, 11/10/22

**Scored 40 bench points:** 45 at La Salle, 12/3/23

**Scored 50 bench points:** 55 vs. Radford 12/18/11

### REBOUNDING

**Had 50 rebounds:** 50 at #6 NC State, 1/11/24

**Had 60 rebounds:** 60 vs. Rider, 12/6/23

**Had 70 rebounds:** \*\*77 vs. Rider, 12/19/96

### ASSISTS

**Had 20 assists:** 21 vs. Fordham, 12/21/23

**Had 30 assists:** \*\*37 vs. Cleveland State, 11/29/95

### STEALS

**Had 15 steals:** 15 vs. UNCW, 12/4/22

**Had 20 steals:** 22 vs. UMES, 12/17/13

**Had 25 steals:** 26 vs. Clemson, 2/12/12

### BLOCKED SHOTS

**Blocked 10 shots:** 13 vs. Florida State, 1/19/23

**Blocked 15 shots:** \*\*15 vs. Georgia Tech, 1/20/96

### TURNOVERS

**UVA forced 30 turnovers:** 31 at Wake, 01/10/16

**UVA committed 30 turnovers:** 30 vs. ECU 11/27/22

### COMEBACKS

**Overcame a 15-point deficit:** 15 (2nd 9:30) vs. Missouri, 11/30/23

**Overcame a 20-point deficit:** \*\*22 (2nd 5:27) vs. Miami, 2/13/20

### OVERTIME

**UVA played in OT:** W, 87-53 vs. Missouri, 11/30/23

**UVA won in OT:** W, 87-53 vs. Missouri, 11/30/23

**UVA lost in OT:** L, 81-86 vs. Louisville, 1/5/17

**UVA played in 2OT:** L (2OT), 73-70 at Alabama, 12/21/12

**UVA played in 3OT:** W (4OT), 94-92 vs. NC State, 2/10/11

**UVA played in 4OT:** W (4OT), 94-92 vs. NC State, 2/10/11

### MISCELLANEOUS

**UVA shot 80% from the floor in a quarter:** .800 (8-10) vs. NC State, 1/13/22\*\*

**UVA shot 70% from the floor in a quarter:** .714 (10-14) vs. Syracuse, 2/8/22

**UVA shot 60% from the floor in first half:** .619 (26-42) vs. Central Connecticut State, 11/12/17

**UVA shot 60% from the floor in second half:** .608 (14-23) vs. Illinois Chicago, 12/16/16

**UVA shot less than 20% from floor in first half:** 19.2 (5-26) vs. NC State, 1/13/19

**UVA shot less than 20% from floor in second half:** 18.7 (6-32) vs. Syracuse, 3/5/20

**UVA scored less than 15 points in first half:** 13 at Florida State, 1/8/06

**UVA scored less than 15 points in second half:** 12 at Georgia Tech, 1/09/22

**UVA held opponent to less than 15 points first half:** 14 vs. Morgan State, 12/18/22

**UVA held opponent to less than 15 points second half:** 14 vs. Campbell, 11/12/23

**UVA held opponent to less than 10 points first half:** 6 vs. Norfolk State, 12/28/12

\*\*program record

# JOHN PAUL JONES ARENA RECORDS

## VIRGINIA PLAYERS

Points .....	33, Lyndra Littles vs. Louisiana Tech, 12/29/08
Field Goals Made.....	13, Monica Wright vs. Monmouth, 12/18/08
Field Goal Attempts .....	32, Monica Wright vs. James Madison, 12/6/09
Field Goal Pct. ....	1.000 (8-8), Jazmin Pitts vs. Radford, 12/18/11
3-Point FG Made.....	6, Mikayla Venson vs. NC State, 1/29/15
.....	6, Kymora Johnson vs. Fordham, 12/21/23
3-Point FG Attempts.....	11, Ataira Franklin vs. North Carolina, 1/5/12
.....	11, Faith Randolph vs. Davidson, 12/28/14
.....	11, Kymora Johnson vs. #3 NC State, 12/31/23
3-Point FG Pct.....	1.000 (6-6), Mikayla Venson vs. NC State, 1/29/15
Free Throws Made .....	16, Telia McCall vs. Georgia Tech, 2/3/13
Free Throws Attempted.....	17, Telia McCall vs. Georgia Tech, 2/3/13
FT Pct. (min. 10 attempts) 1.000, London Clarkson (14-14) vs. Boston College, 1/15/23	
.....	1.000, Monica Wright (12-12) vs. Florida State, 1/23/09
.....	1.000, Jocelyn Willoughby (11-11) vs. Duke, 1/9/20
.....	1.000, Monica Wright (10-10) vs. North Carolina, 2/15/10
.....	1.000, Jocelyn Willoughby (10-10) vs. Miami, 2/13/20
Rebounds .....	24, Sarah Imovbioh vs. Ohio State, 11/14/14
Assists .....	11, Ariana Mooror vs. Appalachian State; 3/22/12
Steals .....	10, Monica Wright vs. Liberty, 12/29/09
Blocks.....	6, Felicia Aiyeotan vs. Coppin State, 11/13/16
.....	6, Felicia Aiyeotan vs. Maryland, 11/29/17
.....	6, Felicia Aiyeotan vs. UNCG, 12/2/17
Turnovers .....	8, Dominique Toussaint vs. Duke, 1/9/20
.....	8, Monica Wright vs. Manhattan, 11/15/09

## VIRGINIA TEAM

Most Points.....	110, vs. USC Upstate, 11/18/09
Fewest Points.....	38, vs. NC State, 1/13/19
.....	38, vs. UCF, 11/17/21
Field Goals .....	43, vs. Central Connecticut, 11/12/17
Field Goal Attempts .....	87, vs. James Madison, 12/6/09
Field Goal Pct. ....	62.3 (33-53), vs. Georgia Tech, 3/2/08
3-Point Field Goals .....	13, vs. Boston College, 1/15/15
.....	13, vs. Cleveland State, 12/16/06
3-Point FG Attempts.....	33, vs. Central Michigan, 11/24/18
3-Point FG Pct. (min. 10 made).....	73.3 (11-15), vs. NC State, 1/29/15
Free Throws Made .....	35, vs. Georgia Tech, 3/2/08
Free Throws Attempted.....	46, vs. Georgia Tech, 3/2/08
Fewest Free Throws Attempted .....	0, vs. Wisconsin, 11/27/17
Free Throw Pct. (min. 10 made) .....	1.000 (13-13), vs. Virginia Tech, 1/21/18
.....	1.000 (10-10), vs. North Carolina, 2/24/22
Rebounds .....	68, vs. Colorado, 11/24/08
Assists .....	27, vs. USC Upstate, 11/18/09
Steals .....	26, vs. Wagner, 12/28/11
.....	26, vs. Clemson, 2/12/12
Blocks.....	13, vs. Florida State, 1/19/23
Most Turnovers.....	31 vs. Georgia Tech, 3/2/08
Fewest Turnovers .....	5, vs. Radford, 11/16/14
.....	5, vs. Boston College, 1/21/12
Personal Fouls .....	35, vs. #19 Notre Dame, 1/18/24
Fewest Personal Fouls.....	6, vs. Virginia Tech, 1/12/12

## MISCELLANEOUS

Largest Comeback .....	22 points vs. Miami, 2/13/20
Largest Margin of Victory.....	63 (103-40), vs. Coppin State, 11/13/16
Largest Margin of Victory Over an ACC Foe.....	49 (76-27), vs. Virginia Tech, 1/26/17
Largest Margin of Defeat.....	36, (96-60), vs. UConn, 12/18/06
.....	36, (77-41), vs. Louisville, 2/1/18
Record in Overtime Games .....	22 (15-7); Last 87-81 win vs. Missouri, 11/30/23

## OPPONENT PLAYERS

Points .....	38, Dawn Evans, James Madison, 12/6/09
Rebounds .....	18, Quineshia Leonard, Norfolk State (12/28/12)
Field Goals Made.....	12 (5x), last Zaire O'Neil, Georgia Tech, 2/2/17
Field Goal Attempts .....	31, Tamoria Holmes vs Howard (03/15/12)
Field Goal Pct. (min. 5 made).....	1.000 (5x), last Tiara Chambers (5-5), East Carolina, 11/29/20
3-Point FG Made.....	8 (4x), last Victoria Morris, Old Dominion, 11/24/19
3-Point FG Attempts.....	19, Tamoria Holmes, Howard, 3/15/12
3-Point FG Pct. (min. 3 made) ....	1.000 (7x), last Kristen Confroy (3-3), Maryland, 11/29/17
Free Throws Made .....	14, Chanell Williams, Rhode Island, 11/26/21
Free Throws Attempted .....	15, Chanell Williams, Rhode Island, 11/26/21
Free Throw Pct. (min. 10 made) .....	1.000, Chrislyn Carr (10-10), Syracuse, 2/8/22
.....	1.000, Rayburn, Brittany (11-11), Purdue, 2/3/09
.....	1.000 Sonia Citron (12-12), #19 Notre Dame, 1/18/24
Assists .....	12, Cetera DeGraffenreid, North Carolina, 2/15/10
Steals .....	6 (7x), last Hannah Hidalgo, #19 Notre Dame, 1/18/24
Blocks.....	6, Makayla Timpson, Florida State, 1/19/23
.....	6, Lindsey Mason, Clemson, 2/12/12
.....	6, Kelley Cain, Tennessee, 11/22/09

## OPPONENT TEAM

Most Points.....	96, UConn, 12/18/06
Fewest Points.....	23, Norfolk State, 12/28/12
Field Goals .....	42, UConn, 12/18/06
Field Goal Attempts .....	84, North Carolina 2/15/10
Field Goal Pct. ....	65.6, UConn, 12/18/06
3-Point FG .....	14, NC State, 3/1/20
3-Point FG Attempts.....	38, Coppin State, 12/2/18
3-Point FG Pct.....	66.7, Longwood, 11/21/10
Free Throws Made .....	35, Rhode Island, 11/26/21
Free Throws Attempted .....	44, Rhode Island, 11/26/21
.....	44, #19 Notre Dame, 1/18/24
Free Throw Pct. (min. 10 made) .....	1.000, St. Bonaventure (16-16), 1/4/10
.....	1.000, Georgia Tech (14-14), 1/25/15
Fewest Free Throws Attempted .....	3, Rider (0-3), 12/28/08
.....	3, Norfolk State (1-3), 12/28/12
Rebounds .....	56, #3 NC State, 12/31/23
Assists .....	24, UConn, 12/18/06
Steals .....	19, Georgia Tech, 3/2/08
Blocks.....	11, Duke, 2/24/11
Most Turnovers .....	34, Maryland-Eastern Shore, 12/17/13
Fewest Turnovers .....	5, Louisville, 2/21/19
Personal Fouls .....	35, Georgia Tech, 1/11/07
Fewest Personal Fouls.....	6, Liberty, 12/7/11

## RECORD AT JOHN PAUL JONES ARENA

2006-07 to present (as of Jan. 19 2024).....	186-90 (.674)
--	---------------

## ATTENDANCE

11,895 spectators, vs. Tennessee (L, 63-77), 11/22/09
---

## LONGEST WINNING STREAK

12 games from 2/21/08 vs. Clemson to 1/11/09 vs. #25 Wake Forest
--

## LONGEST ACC WINNING STREAK

5 games (2x) from 12/28/17 vs. Pittsburgh through 1/25/18 vs. North Carolina and 2/24/12 vs. Wake Forest through 1/24/13 vs. Boston College
---

## LONGEST LOSING STREAK

8 games from 3/1/20 vs. #8 NC State through 11/28/21 vs. Richmond
---

**Note:** Streaks begin date of first win or loss to most recent win or loss

# OVERTIME HISTORY

Date	Opponent	W/L	Score	Location	# of OTs	Postseason
11/30/23	Missouri	W	87-81	H	1	
11/24/19	Old Dominion	W	56-53	H	1	
12/18/17	Indiana	W	82-72	N	1	
2/12/17	Wake Forest	W	60-57	H	1	
2/2/17	Georgia Tech	W	64-65	H	1	
1/5/17	Louisville	L	81-86	H	1	
2/19/15	Pittsburgh	L	63-68	A	1	
12/20/13	Tulane	L	72-79	N	1	
2/25/13	Wake Forest	L	68-73	H	1	
12/21/12	Alabama	L	70-73	A	2	
3/15/12	Howard	W	59-56	N	1	WINT
1/5/12	North Carolina	L	78-73	H	2	
11/20/11	Tennessee	W	69-64	H	1	
2/27/11	Virginia Tech	W	73-71	A	1	
2/10/11	NC State	W	94-92	A	4	
1/21/11	Maryland	L	75-77	H	1	
2/15/10	North Carolina	W	82-78	H	1	
2/11/10	Miami	W	69-63	A	1	
2/19/09	Miami	W	84-75	H	1	
3/2/08	Georgia Tech	W	103-101	H	2	
1/26/08	Florida State	W	69-66	A	1	
1/14/07	Boston College	W	65-63	H	1	
1/20/06	Maryland	L	74-84	H	1	
3/5/05	Florida State	W	71-67	N	1	ACC
1/6/05	Wake Forest	W	85-83	A	1	
1/23/04	Florida State	W	82-80	A	1	
11/26/02	Liberty	L	69-77	A	1	
12/18/02	Wake Forest	W	61-55	A	1	
3/17/01	Michigan	L	71-81	N	1	NCAA
1/28/01	Wake Forest	W	76-73	H	2	
11/19/00	Texas	L	55-56	N	2	
2/7/00	North Carolina	L	63-66	A	1	
1/20/00	Clemson	W	77-74	H	2	
2/14/99	North Carolina	L	80-82	H	1	
1/2/99	Clemson	W	67-66	A	1	
2/22/98	Duke	L	78-85	N	1	
2/15/98	North Carolina	L	84-85	H	2	
2/1/98	Florida State	W	83-76	A	1	
1/15/98	North Carolina	W	105-100	A	3	
3/1/97	Clemson	L	75-77	N	1	ACC
3/4/95	Duke	L	82-83	N	1	ACC
3/8/93	Maryland	W	106-103	N	3	ACC
3/7/93	Clemson	W	79-71	A	1	ACC
3/31/91	Tennessee	L	67-70	N	1	NCAA
1/12/91	NC State	W	123-120	A	3	
3/24/90	Tennessee	W	79-75	N	1	NCAA
3/5/90	NC State	W	67-64	N	1	ACC
12/29/89	Rutgers	W	72-71	A	1	
3/4/89	Wake Forest	W	68-67	N	1	ACC
2/15/89	Maryland	L	99-104	N	1	
1/11/86	Clemson	W	96-89	N	1	
1/13/85	North Carolina	W	64-62	H	1	
12/19/83	ETSU	W	71-68	A	1	
2/23/83	Clemson	L	84-86	A	1	
1/15/83	North Carolina	W	78-74	H	1	
1/2/83	ETSU	W	70-65	H	1	
2/1/80	NC State	L	79-81	H	1	
1/5/80	North Carolina	L	65-66	H	1	
3/4/77	VCU	L	47-48	H	1	VIAW
2/8/75	Bridgewater	W	57-52	A	1	

Note: John Paul Jones Arena opened for the 2006-07 season.

## VIRGINIA'S ALL-TIME RECORD IN OVERTIME

Overall..... 37-23 (.617)

### Home/Away/Neutral

Home..... 14-10 (.583)

Away..... 15-5 (.750)

Neutral..... 8-8 (.500)

at John Paul Jones Arena ..... 15-7 (.682)

### By Number of Overtime Periods

1OT ..... 30-19 (.612)

2OT ..... 3-4 (.429)

3OT ..... 3-0 (1.000)

4OT ..... 1-0 (1.000)

### Postseason

NCAA Tournament ..... 1-2 (.333)

ACC Tournament..... 5-2 (.714)

WNIT..... 0-0 (.000)

VIAW ..... 0-1 (.000)

# 2023-24 BOX SCORES

Official Basketball Box Score - Final  
**UMES at Virginia**  
 11/02/23 John Paul Jones Arena, Charlottesville  
 UVA vs UMES Women's Basketball

Game Time: 7:00 PM  
 Game Duration: 1:51  
 Attendance: 3,797

Officials: Denise Brooks, Toni Fallo, Leah Lano

UMES - 52		Record: 0-2										Shooting By Period									
NO. Name	Min	FG	3P	FT	Rebounds	Fouls	TP	AS	TO	ST	Blocks	+/-	1st FG%	2nd FG%	3rd FG%	4th FG%	GMFG%	3PT%	FT%		
		M/A	M/A	M/A	OR DR TOT	PF					BS BA										
33 Laine Allen	F 17:54	2-2	0-0	2-2	1 4 5 4 2	6	0	3	1	2	0	-6	1st FG% 5-20 25.0%	3PT% 0-5 0.0%	FT% 0-0 0.0%						
2 Mahogany Lester	C 32:59	3-3	1-2	0-0	1 3 4 4 2	5	1	1	0	1	0	-23	2nd FG% 5-18 27.8%	3PT% 2-6 33.3%	FT% 0-0 0%						
5 Mya Thomas	G 26:10	3-15	0-4	1-2	1 0 1 0 1	7	1	2	0	1	1	-23	3rd FG% 4-16 25.0%	FT% 0-0 0%							
12 Chaniqwa Gilliam	G 21:30	2-8	1-3	0-0	1 3 4 0 0	5	1	1	0	0	2	6	4th FG% 6-17 35.3%	FT% 0-0 0%							
25 Ashanti Lynch	G 24:13	1-8	0-1	2-2	1 3 4 3 3	4	0	2	2	0	2	-15	GMFG% 20-71 28.2%	3PT% 1-4 25%	FT% 2-2 100%						
11 Zamara Haynes	27:40	5-20	2-8	0-0	1 4 5 4 2	12	4	1	1	0	3	-25	FT% 7-10 70.0%								
21 Ariana Sewell	10:29	2-3	0-0	0-0	2 1 3 4 0	4	0	2	0	0	0	0									
4 Jalia Bannerman	18:58	3-10	1-6	2-2	0 1 1 2 2	9	0	2	1	1	0	-14									
24 Lesley Thomas	20:07	0-2	0-0	0-0	1 2 3 2 3	0	0	0	0	0	0	-20									
<b>Totals</b>		20-71	5-21	7-10	13 26 39 19 15	52	7	14	5	5	8	-24									

Technical Fouls: NONE

Dead Ball Rebounds: 1 0

Virginia - 76		Record: 1-0										Shooting By Period									
NO. Name	Min	FG	3P	FT	Rebounds	Fouls	TP	AS	TO	ST	Blocks	+/-	1st FG%	2nd FG%	3rd FG%	4th FG%	GMFG%	3PT%	FT%		
		M/A	M/A	M/A	OR DR TOT	PF					BS BA										
12 Edessa Noyan	F 15:05	2-2	1-1	0-0	3 3 6 3 1	5	1	2	1	0	0	5	1st FG% 4-18 22.2%	3PT% 1-7 14.3%	FT% 0-0 0%						
20 Camryn Taylor	F 31:03	7-15	0-3	8-9	7 2 9 3 7	22	1	5	1	0	0	16	2nd FG% 5-6 83.3%	3PT% 0-0 0%	FT% 8-9 88.9%						
4 Jillian Brown	G 30:28	4-10	1-5	5-5	1 12 13 3 4	14	1	3	1	0	0	20	3rd FG% 6-19 31.6%	FT% 5-5 100%							
21 Kymora Johnson	G 29:40	4-15	3-10	4-4	0 7 7 2 2	15	2	3	1	0	2	20	4th FG% 9-14 64.3%	3PT% 4-8 50%	FT% 3-3 100%						
23 Alexia Smith	G 20:32	1-6	0-2	0-0	4 3 7 2 0	2	2	0	2	2	0	0	GMFG% 24-67 35.8%	FT% 2-2 100%							
0 Olivia McGhee	24:19	4-8	2-4	2-3	1 6 7 1 2	12	0	2	1	2	1	19	3PT% 0-4 0.0%	FT% 2-2 100%							
5 Yonta Vaughn	30:28	2-6	1-3	0-2	1 3 4 0 2	5	8	1	2	1	0	33	FT% 3-3 100%								
32 Cady Pauley	08:52	0-5	0-3	0-0	0 0 0 0 0	0	1	0	0	0	0	-1									
41 Taylor Lauterbach	09:33	0-0	0-0	1-2	1 3 4 1 1	1	1	0	3	0	0	8									
<b>Totals</b>		24-67	8-31	20-25	20 40 60 15 19 76	16	19	8	8	5	8	5									

Technical Fouls: NONE

Dead Ball Rebounds: 2 0

MES		UVA		Points from Turnovers		MES		UVA		Period by Period Scoring							
Biggest lead	6 (1st 8:06)	24 (4th 0:41)	Paint	10	30	1st	2nd	3rd	4th	TOT	MES	UVA	UVA	UVA			
Best Scoring Run	9 (4th 8:22)	9 (2nd 1:08)	Second Chance	4	12	MES	10	12	14	16	52	UVA	14	21	15	26	76
Lead Changes	1	1	Fast Breaks	6	24	UVA	14	21	15	26	76						
Times Tied	1	1	Bench	25	18												
Time with Lead	05:41	32:40															

Official Basketball Box Score - Final  
**Campbell at Virginia**  
 11/02/23 John Paul Jones Arena, Charlottesville  
 UVA vs Campbell Women's Basketball

Game Time: 2:00 PM  
 Game Duration: 1:55  
 Attendance: 3,965

Officials: Saf Esho, Jules Gallen, Jessica Walter

Campbell - 49		Record: 2-1										Shooting By Period									
NO. Name	Min	FG	3P	FT	Rebounds	Fouls	TP	AS	TO	ST	Blocks	+/-	1st FG%	2nd FG%	3rd FG%	4th FG%	GMFG%	3PT%	FT%		
		M/A	M/A	M/A	OR DR TOT	PF					BS BA										
14 Brittany Staves	F 29:44	3-9	3-7	0-0	1 2 3 3 0	9	0	3	0	0	1	-15	1st FG% 4-16 25.0%	3PT% 2-7 28.6%	FT% 0-0 0%						
32 Christabel Ezumah	F 27:47	6-11	0-0	2-8	2 9 11 1 7	14	2	2	1	1	2	0	2nd FG% 10-15 66.7%	3PT% 0-0 0%	FT% 0-0 0%						
44 Svenia Nurenberg	F 25:04	2-3	1-1	0-0	2 6 8 4 1	5	0	4	0	1	1	-24	3rd FG% 3-11 27.3%	FT% 1-4 25%							
11 Shy Tuelie	G 32:06	1-7	1-7	0-0	0 0 0 2 1	3	8	3	1	2	1	-9	4th FG% 1-6 6.3%	3PT% 2-7 28.6%	FT% 0-0 0%						
20 Gemma Nunez	G 27:15	2-6	1-3	1-2	0 0 0 1 4	6	3	3	3	0	0	-18	GMFG% 20-71 28.2%	3PT% 1-4 25%	FT% 2-2 100%						
15 Audrey Fuller	14:18	2-3	1-2	0-0	3 1 4 1 0	5	0	1	0	1	0	-14	FT% 3-4 75%								
10 Sarah Fitzgerald	07:48	0-4	0-2	0-0	1 0 1 4 0	0	0	0	0	0	0	-22	FT% 7-10 70.0%								
22 Gianni Boone	13:00	2-9	0-3	1-2	1 2 3 1 1	5	0	1	0	2	1	0									
0 Jessica Woods	07:43	0-2	0-1	0-0	0 0 0 1 0	1	0	0	0	0	0	-12									
12 Hadleigh Dill	07:10	0-3	0-1	0-0	1 0 1 0 1	0	1	0	0	1	0	-8									
24 Paris Smith	04:25	0-1	0-0	2-4	1 0 1 3 2	2	0	0	0	0	0	-3									
4 Taylor Collier	01:50	0-0	0-0	0-0	1 0 1 0 0	0	0	0	0	0	0	0									
21 Logan Nuckols	01:50	0-0	0-0	0-0	0 0 0 0 0	0	0	0	0	0	0	0									
<b>Totals</b>		18-58	7-27	6-16	15 25 40 21 17 49	13	21	5	7	7	-25										

Technical Fouls: NONE

Dead Ball Rebounds: 5 0

Virginia - 74		Record: 2-0										Shooting By Period									
NO. Name	Min	FG	3P	FT	Rebounds	Fouls	TP	AS	TO	ST	Blocks	+/-	1st FG%	2nd FG%	3rd FG%	4th FG%	GMFG%	3PT%	FT%		
		M/A	M/A	M/A	OR DR TOT	PF					BS BA										
20 Camryn Taylor	F 27:45	5-12	0-0	6-6	1 2 3 3 5	16	0	2	2	4	1	36	1st FG% 7-16 43.8%	3PT% 4-14 28.6%	FT% 2-2 100%						
34 London Clarkson	F 28:43	3-7	0-0	6-6	1 2 3 2 6	12	2	1	2	0	2	9	2nd FG% 4-13 30.8%	3PT% 0-0 0%	FT% 4-4 100%						
4 Jillian Brown	G 28:15	3-12	0-4	6-6	2 5 7 2 4	12	2	0	1	1	1	10	3rd FG% 5-18 27.8%	FT% 4-4 100%							
21 Kymora Johnson	G 28:45	7-14	1-3	0-1	2 4 6 3 2	15	7	1	1	2	1	38	4th FG% 9-16 56.3%	3PT% 0-0 0%	FT% 4-5 80%						
23 Alexia Smith	G 25:48	4-6	1-2	1-2	2 4 6 1 2	10	1	0	2	0	0	-1	GMFG% 25-62 40.3%	3PT% 1-3 33.3%	FT% 2-2 100%						
0 Olivia McGhee	20:23	1-3	1-2	2-2	1 1 2 1 1	5	0	2	2	0	1	21	3PT% 1-3 33.3%	FT% 2-2 100%							
5 Yonta Vaughn	18:24	1-3	0-2	0-0	0 3 3 0 1	1	4	2	0	0	0	1									
12 Edessa Noyan	13:00	1-3	0-0	0-0	2 6 8 2 0	2	0	2	1	0	1	13									
41 Taylor Lauterbach	06:09	0-0	0-0	0-0	1 1 3 0 0	0	1	0	1	0	0	-3									
32 Cady Pauley	04:48	0-2	0-2	0-0	0 0 0 0 0	0	0	0	0	0	0	0									
<b>Totals</b>		25-62	3-15	21-23	13 30 43 17 21 74	16	11	11	7	7	25										

Technical Fouls: NONE

Dead Ball Rebounds: 1 0

CAM		UVA		Points from Turnovers		CAM		UVA		Period by Period Scoring						
Biggest lead	7 (3rd 7:51)	27 (4th 2:33)	Paint	5	20	1st	2nd	3rd	4th	TOT	CAM	UVA	UVA	UVA		
Best Scoring Run	10 (2nd 0:29)	21 (4th 3:01)	Second Chance	9	14	CAM <td>10</td> <td>25</td> <td>9</td> <td>5</td> <td>49</td> <td>UVA <td>17</td> <td>12</td> <td>22</td> <td>74</td> </td>	10	25	9	5	49	UVA <td>17</td> <td>12</td> <td>22</td> <td>74</td>	17	12	22	74
Lead Changes	4	4	Fast Breaks	5	22	UVA <td>17</td> <td>12</td> <td>22</td> <td>74</td> <td></td> <td></td> <td></td> <td></td> <td></td> <td></td>	17	12	22	74						
Times Tied	3	3	Bench	12	9											
Time with Lead	10:28	26:26														

Official Basketball Box Score - Final  
**William & Mary at Virginia**  
 11/02/23 John Paul Jones Arena, Charlottesville  
 UVA vs W&M Women's Basketball

Game Time: 7:00 PM  
 Game Duration: 1:50  
 Attendance: 3,588

Officials: Tom Donohor, Roy Jackson, Lauren Nemira

William & Mary - 51		Record: 0-4										Shooting By Period									
NO. Name	Min	FG	3P	FT	Rebounds	Fouls	TP														

# 2023-24 BOX SCORES



Official Basketball Box Score - Final  
**Tulane at Virginia**  
 11/25/23 John Gray Gymnasium, George Town, Cayman Islands  
 2023-24 Women's Basketball

Game Time: 11:00 AM  
 Game Duration: 1:58

Officials: Carla Fountain, Mark Resch, Teresa Stuck

NO.	Name	Min	FG		3P		FT		Rebounds		Fouls		TP	AS	TO	ST	Blocks		+/-	
			M/A	M/A	M/A	M/A	OR	DR	FF	PF	BS	BA								
12	Hannah Pratt	F	30:47	5-13	3-9	2-4	0	7	7	1	2	15	3	2	1	2	1	21		
21	Irina Parau	F	30:36	0-5	0-1	0	0	6	6	1	0	11	2	1	0	2	0	-14		
0	Kyran Whittington	G	26:14	2-8	0-3	8-10	1	1	2	1	2	1	12	1	2	4	0	0	-13	
1	Kaylah Rainey	G	25:56	2-5	2-3	2-2	1	3	4	1	2	8	2	5	0	0	0	-9		
3	Maria Galic	G	26:23	3-13	1-5	1-2	4	1	5	0	1	8	2	2	2	2	0	-9		
23	Amira Mabry	F	28:22	3-6	0-0	3-4	4	5	9	3	2	9	0	1	0	1	0	-11		
24	Chiana Brannon	F	08:01	2-4	0-0	0-0	1	1	0	1	0	4	0	2	0	0	0	-4		
8	Joy Madison-Key	F	11:56	1-2	0-0	1-2	0	1	1	1	1	3	0	0	0	0	0	-17		
22	McKenzi Carter	F	03:31	0-0	0-0	0-0	1	0	1	0	1	0	0	0	0	0	0	0	0	
33	Lily Ba	F	08:15	0-2	0-2	0-0	0	1	1	0	0	0	0	0	0	1	0	0	0	
Team										2	4	6			0	2				
Totals			18:58	6:23	17:24	14	29	43	10	19	59	9	19	10	4	4	22			

Technical Fouls: NONE

Dead Ball Rebounds: 4, 1

NO.	Name	Min	FG		3P		FT		Rebounds		Fouls		TP	AS	TO	ST	Blocks		+/-	
			M/A	M/A	M/A	M/A	OR	DR	FF	PF	BS	BA								
20	Camryn Taylor	F	17:10	4-6	0-0	0-0	1	2	3	2	1	8	0	0	1	1	0	10		
34	Londan Clarkson	F	15:46	0-4	0-0	1-2	3	1	4	1	1	1	1	0	3	1	0	0	0	
0	Olivia McGhee	G	15:07	3-10	1-5	2-2	3	3	6	0	2	9	2	1	0	0	0	5		
4	Jillian Brown	G	14:29	2-7	0-1	1-1	2	1	3	1	1	5	2	1	1	0	1	0	5	
21	Kymora Johnson	G	18:55	3-7	3-6	0-0	1	1	1	2	0	9	9	6	3	1	0	17		
1	Paris Clark	F	15:02	2-4	1-2	0-0	2	2	2	3	0	5	0	1	0	0	0	0	0	
33	Sam Brunelle	F	19:35	4-7	4-5	0-0	4	4	1	0	12	1	2	1	1	0	0	30		
5	Yontia Vaughn	F	24:36	5-11	4-8	0-0	1	4	5	1	2	14	4	1	0	0	0	1		
14	Kaydan Lawson	F	16:33	0-3	0-1	0-0	1	3	4	1	1	4	0	0	0	0	0	1	9	
32	Cady Pauley	F	11:02	3-7	2-6	0-0	1	1	1	2	0	8	1	0	1	0	0	-10		
23	Alexia Smith	F	17:25	4-5	0-1	2-2	0	3	3	0	1	10	0	0	3	0	0	23		
12	Edessa Noyan	F	10:02	0-1	0-0	0-0	1	1	1	0	0	0	0	0	0	0	0	1	6	
41	Taylor Lauterbach	F	04:08	0-2	0-0	0-0	2	2	1	0	0	0	0	0	0	0	0	-3		
Team										3	1	4			0	0				
Totals			30:74	15:35	6:7	14	29	43	19	10	81	20	12	13	4	4	22			

Technical Fouls: NONE

Dead Ball Rebounds: 1, 0

Biggest lead	TUL		UVA		Points from Turnovers	Points from Paint	Second Chance	Fast Breaks	Bench	Period by Period Scoring				
	1st	2nd	3rd	4th						1st	2nd	3rd	4th	TOT
Biggest lead	15 (1 <sup>st</sup> 3:01)	24 (4 <sup>th</sup> 9:45)			6	28	13	9	13	12	24	27	18	81
Best Scoring Run	10 (1 <sup>st</sup> 4:46)	17 (2 <sup>nd</sup> 6:01)			12	22	26	9	13	12	24	27	18	81
Lead Changes	1													
Times Tied	2													
Time with Lead	12:31	25:52												



Official Basketball Box Score - Final  
**Missouri at Virginia**  
 11/30/23 John Paul Jones Arena, Charlottesville  
 UVA vs Missouri Women's Basketball

Game Time: 5:00 PM  
 Game Duration: 2:23  
 Attendance: 3,701

Officials: Eric Brewton, Katie Lukulich, Meadow Overstreet

NO.	Name	Min	FG		3P		FT		Rebounds		Fouls		TP	AS	TO	ST	Blocks		+/-	
			M/A	M/A	M/A	M/A	OR	DR	FF	PF	BS	BA								
30	Angelique Ngakulondi	F	17:13	3-7	0-0	2-6	4	1	5	3	3	8	1	2	1	0	1	2		
43	Hayley Frank	F	39:18	6-14	2-9	7-7	0	7	7	5	21	2	6	1	0	2	0	-7		
0	Grace Slaughter	G	39:34	6-9	3-5	2-2	0	3	3	1	17	2	3	0	0	0	0	-3		
4	Mama Dembele	G	40:03	2-10	0-0	2-2	1	5	6	4	3	6	7	2	3	1	4	-9		
24	Ashton Judd	G	42:02	5-12	1-5	3-6	1	5	6	4	14	2	3	1	1	1	-13			
23	Abbey Schreckle	F	34:10	5-6	3-4	2-3	0	6	6	1	11	1	1	1	0	0	0	2		
34	Hannah Linthacum	F	02:37	0-0	0-0	0-0	0	0	0	1	0	0	0	0	0	0	0	-7		
14	Abby Feit	F	06:34	0-2	0-2	0-0	0	3	3	1	0	0	0	0	0	0	0	0	0	
20	Sarah Linthacum	F	03:23	0-0	0-0	0-0	0	0	0	0	0	0	0	0	0	0	0	-3		
Team										3	2	5			0	0				
Totals			27:60	9:25	18:26	9	32	41	20	18	81	15	18	6	4	6	-6			

Technical Fouls: Frank 3<sup>rd</sup> 4:25

Dead Ball Rebounds: 4, 0

NO.	Name	Min	FG		3P		FT		Rebounds		Fouls		TP	AS	TO	ST	Blocks		+/-	
			M/A	M/A	M/A	M/A	OR	DR	FF	PF	BS	BA								
20	Camryn Taylor	F	39:12	10-19	0-0	6-7	4	5	9	3	5	26	1	1	0	1	2	2		
33	Sam Brunelle	F	11:32	1-5	1-4	0-0	0	1	1	0	0	3	0	0	0	1	1	-8		
1	Paris Clark	G	29:24	6-13	2-3	0	2	2	4	1	14	2	2	2	0	1				
21	Kymora Johnson	G	33:26	4-13	1-6	0-2	2	2	3	4	1	9	7	2	1	0	0	13		
23	Alexia Smith	G	35:19	5-10	0-2	0	4	9	13	0	10	3	2	2	0	0	0	13		
4	Jillian Brown	F	16:48	0-4	0-2	5-6	0	2	2	3	5	3	0	1	0	0	2			
34	Londan Clarkson	F	31:36	5-6	0-0	7-8	4	3	7	2	9	17	1	0	1	0	1	19		
0	Olivia McGhee	F	03:46	0-2	0-2	0-0	0	0	0	1	0	0	0	0	0	0	0	-5		
5	Yontia Vaughn	F	13:50	0-3	0-1	0-0	0	0	0	0	0	3	0	0	0	0	0	-9		
32	Cady Pauley	F	04:15	1-2	1-2	0-0	0	0	0	1	0	0	0	0	0	0	0	0	0	
12	Edessa Noyan	F	05:53	0-1	0-0	0-0	0	0	0	3	0	0	0	0	0	0	0	0	0	
Team										2	1	3			0	1				
Totals			32:78	5:22	18:23	16	28	44	19	19	87	20	10	7	6	4	6			

Technical Fouls: Clark 3<sup>rd</sup> 4:25

Dead Ball Rebounds: 3, 0

Biggest lead	MIZ		UVA		Points from Turnovers	Points from Paint	Second Chance	Fast Breaks	Bench	Period by Period Scoring					
	1st	2nd	3rd	4th						TOT					
Biggest lead	15 (2 <sup>nd</sup> 9:30)	8 (3 <sup>rd</sup> 2:12)			8	21	13	9	13	26	10	13	26	6	81
Best Scoring Run	10 (1 <sup>st</sup> 2:05)	11 (3 <sup>rd</sup> 7:21)			32	44				26	10	13	26	6	81
Lead Changes	8														
Times Tied	5														
Time with Lead	19:29	22:12													



Official Basketball Box Score - Final  
**Virginia at LSU**  
 11/25/23 John Gray Gymnasium, George Town, Cayman Islands  
 2023-24 Women's Basketball

Game Time: 5:00 PM  
 Game Duration: 2:04  
 Attendance: 1,650

Officials: Joe Vaszly, Fatou Cesako-Stephens, Meadow Overstreet

NO.	Name	Min	FG		3P		FT		Rebounds		Fouls		TP	AS	TO	ST	Blocks		+/-
			M/A	M/A	M/A	M/A	OR</												

# 2023-24 BOX SCORES



Official Basketball Box Score - Final

**Rider at Virginia**  
12/06/23 John Paul Jones Arena, Charlottesville  
Virginia vs Rider Women's Basketball

Game Time: 7:00 PM  
Game Duration: 1:41  
Attendance: 3,676

Officials: Bruce Morris, Krystle Apekaniz, Keith Batson

Rider - 51		Record: 2-6										Shooting By Period												
NO.	Name	Min	FG	3P	FT	Rebounds	Fouls	TP	AS	TO	ST	Blocks	BS	BA	+/-	1st	2nd	3rd	4th	FT%	GM FG%	3PT%	FT%	
			M/A	M/A	M/A	OR	DR	PF	FF	FD														
44	Kaylan Deveney	C 31:02	3-5	1-1	2-4	0	1	1	2	2	9	2	3	1	0	1	21	1st	FG%	6-16	37.5%	3PT%	2-6	33.3%
0	Saraa Redmond	G 17:56	0-4	0-1	0-0	0	3	3	2	0	0	4	1	0	0	1	14	2nd	FG%	1-1	100%	3PT%	1-1	100%
23	Taylor Langan	G 28:49	6-9	0-1	0-1	0	2	2	2	3	12	2	1	0	0	32	3rd	FG%	6-14	42.9%	3PT%	0-5	0.0%	
24	Makayla Firebaugh	G 35:37	6-14	0-5	0-0	2	4	6	3	0	12	0	2	2	1	28	4th	FG%	0-0	0%	3PT%	0-0	0%	
55	Jessika Schiffer	G 25:07	2-7	2-7	0-0	0	3	3	1	1	6	1	1	2	0	9	1st	FG%	5-11	45.5%	3PT%	1-5	20.0%	
14	Sofie Bruinjies	08:02	0-2	0-0	0-0	0	0	0	0	1	0	0	0	0	0	3	2nd	FG%	2-5	40%	3PT%	2-5	40%	
3	Jamia Blake	14:53	2-4	0-0	1-1	0	1	1	2	1	5	0	0	0	0	10	3rd	FG%	5-11	45.5%	3PT%	1-5	20.0%	
11	Mariona Cos-Morales	11:11	2-2	0-0	0-0	1	2	3	1	0	4	1	1	0	0	5	4th	FG%	0-0	0%	3PT%	0-0	0%	
1	Aliya McIver	20:10	1-3	1-3	0-0	0	2	2	2	3	3	2	0	0	0	10	1st	FG%	1-5	20.0%	3PT%	1-5	20.0%	
10	Molly Lynch	05:21	0-1	0-1	0-0	0	1	1	0	0	0	0	0	0	0	7	2nd	FG%	2-5	40%	3PT%	2-5	40%	
12	Taylor Blunt	00:56	0-1	0-1	0-0	0	0	0	0	0	0	0	0	0	0	3	3rd	FG%	0-0	0%	3PT%	0-0	0%	
13	Sam Richardson	00:56	0-0	0-0	0-0	0	0	0	0	0	0	0	0	0	0	3	4th	FG%	22-52	42.3%	3PT%	4-21	19.0%	
Team						0	0	0	0	0	0	0	0	0	1									
Totals		22:52	4-21	3-6	3	19	22	15	11	51	16	18	8	1	2	27								

Technical Fouls: NONE

Dead Ball Rebounds: 1.0

Virginia - 78		Record: 7-2										Shooting By Period												
NO.	Name	Min	FG	3P	FT	Rebounds	Fouls	TP	AS	TO	ST	Blocks	BS	BA	+/-	1st	2nd	3rd	4th	FT%	GM FG%	3PT%	FT%	
			M/A	M/A	M/A	OR	DR	TOT	PF	FD														
20	Camryn Taylor	F 27:18	7-11	0-0	4-4	7	6	13	2	3	18	0	3	1	0	0	35	1st	FG%	2-16	12.5%	3PT%	0-6	0.0%
33	Sam Brunelle	F 23:07	2-11	2-8	1-2	3	1	4	2	1	7	1	0	1	0	16	2nd	FG%	7-10	70%	3PT%	1-6	16.7%	
1	Paris Clark	G 13:28	1-6	0-0	0-0	3	1	4	0	0	2	0	2	0	1	2	3rd	FG%	9-19	47.4%	3PT%	2-6	33.3%	
21	Kymora Johnson	G 25:39	3-9	0-2	1-1	3	4	7	1	1	7	4	0	1	0	31	4th	FG%	1-4	25%	3PT%	1-4	25%	
23	Alexia Smith	G 18:25	5-8	1-1	0-0	1	1	2	0	0	11	1	1	1	0	14	1st	FG%	10-23	43.5%	3PT%	3-8	37.5%	
4	Jillian Brown	19:22	3-9	0-1	2-5	6	5	11	1	3	8	3	1	2	0	35	2nd	FG%	2-2	100%	3PT%	2-2	100%	
5	Yontia Vaughn	20:11	1-3	1-3	0-0	0	3	3	1	1	3	0	2	0	0	9	3rd	FG%	8-18	44.4%	3PT%	2-8	25.0%	
14	Kaydan Lawson	12:06	1-3	1-2	0-2	1	2	3	1	1	0	0	0	0	0	8	4th	FG%	3-4	75%	3PT%	3-4	75%	
32	Cady Pauley	10:38	0-4	0-4	0-0	0	1	1	0	3	4	2	1	0	0	2	1st	FG%	29-76	38.2%	3PT%	7-28	25.0%	
0	Olivia McGhee	07:15	2-4	1-3	0-0	0	0	0	0	5	0	0	0	0	0	7	2nd	FG%	13-20	65.0%	3PT%	13-20	65.0%	
12	Edessa Noyan	15:10	3-7	1-2	1-2	4	2	6	1	2	8	0	1	2	1	9	3rd	FG%	0-0	0%	3PT%	0-0	0%	
41	Taylor Lauterbach	07:22	1-1	0-0	0-0	1	1	2	0	2	0	1	2	0	1	1	4th	FG%	0-0	0%	3PT%	0-0	0%	
Team						2	2	4	0	0	0	0	0	0	0									
Totals		29:76	7-26	13-20	31	29	60	11	15	78	14	10	12	2	1	27								

Technical Fouls: NONE

Dead Ball Rebounds: 4.0

Rider		Virginia		Points from		Period by Period Scoring					
Biggest lead	RID	UVA	Turnovers	RID	UVA	1st	2nd	3rd	4th	TOT	
4 (1 <sup>st</sup> 0:07)	27	(4 <sup>th</sup> 0:45)	4	16	26	40	15	12	13	11	51
Best Scoring Run	5 (1 <sup>st</sup> 0:07)	11 (3 <sup>rd</sup> 6:13)	Paint	26	40	15	12	13	11	51	
Lead Changes	7	Second Chance	0	26	40	15	12	13	11	51	
Times Tied	3	Fast Breaks	4	17	26	15	12	13	11	51	
Time with Lead	09:06	28:41	Bench	12	33	15	21	25	21	78	

Official Basketball Box Score - Final

**Wofford at Virginia**  
12/06/23 John Paul Jones Arena, Charlottesville  
Virginia vs Wofford Women's Basketball

Game Time: 1:00 PM  
Game Duration: 1:46  
Attendance: 3,965

Officials: Bryan Brunette, Ashlee Cook, Ori Chambers

Wofford - 71		Record: 7-4										Shooting By Period											
NO.	Name	Min	FG	3P	FT	Rebounds	Fouls	TP	AS	TO	ST	Blocks	BS	BA	+/-	1st	2nd	3rd	4th	FT%	GM FG%	3PT%	FT%
			M/A	M/A	M/A	OR	DR	TOT	PF	FD													
11	Viola Tulave	F 17:39	1-1	0-0	0-0	0	1	1	2	0	2	0	3	0	0	0	1st	FG%	5-18	27.8%	3PT%	5-11	45.5%
1	Annabelle Schultz	G 27:59	1-9	1-5	0-0	1	4	5	4	4	3	0	2	5	1	1	2nd	FG%	0-0	0%	3PT%	0-0	0%
2	Maddie Heiss	G 35:56	6-11	4-7	0-0	1	1	2	3	1	16	1	3	1	0	2	3rd	FG%	5-12	41.7%	3PT%	1-5	20.0%
3	Evangelia Paulk	G 29:10	4-10	1-4	0-0	1	4	5	5	1	9	3	3	1	0	2	4th	FG%	4-4	100%	3PT%	1-4	25.0%
12	Rachael Rose	G 40:00	7-15	1-3	6-7	2	8	10	1	6	21	3	3	0	2	1	1st	FG%	7-14	50.0%	3PT%	1-5	20.0%
20	Indya Clarke	33:11	6-8	3-4	0-0	0	2	2	2	1	15	1	1	0	0	0	2nd	FG%	1-5	20.0%	3PT%	1-5	20.0%
24	Sara Diddia	09:18	1-3	0-2	0-0	0	0	0	0	2	1	1	0	0	0	1	3rd	FG%	2-2	100%	3PT%	1-2	50%
0	JasRae Smith	06:47	1-1	1-1	0-0	0	1	1	0	0	3	1	0	0	0	7	4th	FG%	10-14	71.4%	3PT%	4-5	80%
Team						0	1	1	0	0	2												
Totals		27:58	11-26	6-7	5	22	27	17	13	71	16	18	11	1	3	1							

Technical Fouls: NONE

Dead Ball Rebounds: 0.0

Virginia - 70		Record: 7-3										Shooting By Period											
NO.	Name	Min	FG	3P	FT	Rebounds	Fouls	TP	AS	TO	ST	Blocks	BS	BA	+/-	1st	2nd	3rd	4th	FT%	GM FG%	3PT%	FT%
			M/A	M/A	M/A	OR	DR	TOT	PF	FD													
33	Sam Brunelle	F 11:29	0-1	0-0	0-0	1	2	3	0	0	0	0	1	3	1	0	1st	FG%	7-16	43.8%	3PT%	2-7	28.6%
34	London Clarkson	F 32:46	2-4	0-0	0-0	3	4	5	9	2	5	7	1	1	0	1	2nd	FG%	7-17	41.2%	3PT%	1-1	100%
1	Paris Clark	G 24:54	5-9	1-3	3-3	3	2	5	2	4	14	3	1	1	0	5	3rd	FG%	1-7	14.3%	3PT%	1-1	100%
21	Kymora Johnson	G 22:42	3-9	0-5	1-2	0	1	1	1	1	7	9	2	1	1	0	4th	FG%	6-8	75%	3PT%	2-3	66.7%
23	Alexia Smith	G 23:35	3-7	1-1	0-0	0	4	4	1	1	7	3	2	0	0	0	1st	FG%	6-8	75%	3PT%	1-4	25.0%
0	Olivia McGhee	25:40	6-15	2-6	0-0	1	2	3	1	1	14	0	1	1	0	0	2nd	FG%	3-5	60%	3PT%	0-0	0%
4	Jillian Brown	11:23	0-4	0-2	2-2	0	3	3	2	1	2	1	3	0	0	2	3rd	FG%	0-4	0%	3PT%	0-4	0%
14	Kaydan Lawson	15:43	2-5	0-2	0-0	2	4	6	0	0	4	1	4	2	0	6	4th	FG%	8-19	42.1%	3PT%	1-4	25.0%
41	Taylor Lauterbach	07:51	0-2	0-2	0-0	2	1	3	1	0	0	0	1	0									



# 2023-24 BOX SCORES



Official Basketball Box Score - Final  
**Notre Dame at Virginia**  
 01/18/24 John Paul Jones Arena, Charlottesville  
 Virginia vs No. 19 Notre Dame Women's Basketball

Game Time: 7:00 PM  
 Game Duration: 2:09  
 Attendance: 4,182

Officials: Angelica Sutfren, Carla Fountain, Mark Berger

Notre Dame - 86		Record: 13-3 (4-2)														
NO. Name	Min	FG	3P	FT	Rebounds	Fouls	TP	AS	TO	ST	Blocks	+/-				
		M-A	M-A	M-A	OR DR TOT	PF	FD				BS BA					
21 Maddy Westfeld	F 37:59	4-11	1-4	5-6	2	7	9	4	6	14	1	3	2	2	1	17
22 Kylee Watson	F 21:51	3-5	0-0	0-2	0	2	2	4	1	6	2	0	0	1	0	18
3 Hannah Hidalgo	G 37:33	6-14	2-2	11-14	0	5	5	4	12	23	9	3	5	0	2	18
11 Sonia Citron	G 37:33	7-14	2-6	12-12	1	3	4	0	11	28	9	4	3	1	2	7
15 Anna DeWolfe	G 26:01	2-7	0-2	2-4	0	0	0	3	2	6	1	1	0	0	0	-2
13 Natalija Marshall	07:42	1-1	0-0	1-2	1	0	1	3	1	3	0	2	0	0	0	-7
14 KK Bransford	27:17	2-4	0-0	2-4	1	2	3	1	2	6	0	1	2	1	1	1
10 Becky Obinma	04:05	0-0	0-0	0-0	0	1	1	2	0	0	0	1	0	0	0	-2
<b>Team</b>					5	5	10				0					
<b>Totals</b>		25-56	3-14	33-44	10	25	35	21	35	86	16	15	13	5	7	10

Technical Fouls: NONE

Shooting By Period	
1st FG%	7-17 41.2%
3PT%	1-4 25.0%
FT%	9-10 90%
2nd FG%	7-18 38.9%
3PT%	1-6 16.7%
FT%	0-0 0%
3rd FG%	7-13 53.8%
3PT%	1-3 33.3%
FT%	10-17 58.8%
4th FG%	4-8 50.0%
3PT%	0-1 0.0%
FT%	14-17 82.4%
GM FG%	25-56 44.6%
3PT%	3-14 21.4%
FT%	33-44 75.0%

Dead Ball Rebounds: 6, 1

Virginia - 76		Record: 8-9 (0-6)														
NO. Name	Min	FG	3P	FT	Rebounds	Fouls	TP	AS	TO	ST	Blocks	+/-				
		M-A	M-A	M-A	OR DR TOT	PF	FD				BS BA					
20 Camryn Taylor	F 14:27	2-7	0-2	2-2	1	2	3	5	1	6	0	2	0	1	0	-4
34 London Clarkson	F 18:03	2-4	0-0	1-2	2	3	5	5	6	0	4	0	1	0	6	
0 Olivia McGhee	G 29:19	5-10	2-4	2-2	0	2	2	4	3	14	1	1	2	0	1	2
21 Kymora Johnson	G 32:57	6-14	2-7	2-2	2	6	8	3	2	16	7	6	1	0	0	-13
23 Alexia Smith	G 07:42	0-0	0-0	0-0	0	1	1	2	0	0	1	0	0	0	0	-3
1 Paris Clark	27:22	6-11	2-3	2-2	0	7	7	4	3	16	4	4	3	1	1	-7
33 Sam Brunelle	15:09	0-2	0-2	0-0	0	0	0	1	0	0	0	1	0	0	0	-17
4 Jillian Brown	08:57	1-2	0-0	4-4	1	1	2	3	2	6	1	0	0	0	1	-5
12 Edessa Noyan	12:04	1-2	0-0	0-0	0	0	0	2	0	2	0	0	2	1	1	-11
41 Taylor Lauterbach	10:00	1-2	1-1	2-2	0	2	2	3	2	5	0	3	0	1	0	-1
5 Yontia Vaughn	07:03	1-3	0-1	2-2	0	0	0	1	2	4	3	0	0	0	0	3
32 Cady Pauley	06:40	0-2	0-2	0-0	0	0	0	0	0	0	0	0	0	0	0	-7
14 Kaydan Lawson	10:18	1-3	0-1	0-0	1	2	3	2	0	1	1	1	1	1	1	7
<b>Team</b>					4	0	4				0					
<b>Totals</b>		26-62	7-23	17-18	11	26	37	35	21	76	17	23	7	7	5	-10

Technical Fouls: NONE

Shooting By Period	
1st FG%	5-15 33.3%
3PT%	1-7 14.3%
FT%	5-6 83.3%
2nd FG%	6-12 50.0%
3PT%	1-2 50.0%
FT%	4-4 100%
3rd FG%	4-16 25.0%
3PT%	2-7 28.6%
FT%	4-4 100%
4th FG%	11-19 57.9%
3PT%	3-7 42.9%
FT%	4-4 100%
GM FG%	26-62 41.9%
3PT%	7-23 30.4%
FT%	17-18 94.4%

Dead Ball Rebounds: 0, 0

	UND	UVA	Points from	UND	UVA	Period by Period Scoring					
Biggest lead	20 (3 <sup>rd</sup> 2:50)	3 (1 <sup>st</sup> 4:44)	Turnovers	26	11	1st	2nd	3rd	4th	TOT	
Best Scoring Run	9 (3 <sup>rd</sup> 7:03)	6 (4 <sup>th</sup> 4:19)	Paint	42	36	UND	24	15	25	22	86
Lead Changes	2	9	Second Chance	9	11	UVA	16	17	14	29	76
Times Tied	2		Fast Breaks	26	12						
Time with Lead	36:16	00:47	Bench	9	35						



Official Basketball Box Score - Final  
**Virginia at Florida State**  
 01/21/24 Donald L. Tucker Center, Tallahassee  
 2023-24 FSU Women's Basketball

Game Time: 2:00 PM  
 Game Duration: 1:55  
 Attendance: 2,081

Officials: Ed Sidak, Timothy Bryant, Kystie Aplanias

Virginia - 91		Record: 9-9 (1-6)														
NO. Name	Min	FG	3P	FT	Rebounds	Fouls	TP	AS	TO	ST	Blocks	+/-				
		M-A	M-A	M-A	OR DR TOT	PF	FD				BS BA					
20 Camryn Taylor	F 16:29	5-10	1-1	0-0	3	7	10	5	0	11	0	1	0	1	0	4
34 London Clarkson	F 28:11	4-9	0-0	2-5	3	3	6	4	4	10	3	2	2	1	1	17
0 Olivia McGhee	G 24:26	5-10	2-5	0-0	0	2	2	1	12	1	1	0	0	0	0	7
1 Paris Clark	G 18:00	2-5	0-1	1-2	2	2	4	2	1	5	3	6	0	0	0	-4
21 Kymora Johnson	G 35:50	14-20	3-7	4-5	2	5	7	1	7	35	6	4	0	0	0	2
12 Edessa Noyan	25:05	2-2	0-0	4-4	0	4	4	5	3	8	0	1	1	1	0	1
23 Alexia Smith	15:02	0-3	0-0	0-0	0	4	4	0	0	0	0	1	2	0	1	0
4 Jillian Brown	20:38	4-6	2-2	0-0	2	4	6	3	0	10	0	2	0	1	0	9
41 Taylor Lauterbach	04:38	0-0	0-0	0-0	0	1	1	0	0	0	0	0	0	0	0	-4
33 Sam Brunelle	03:57	0-1	0-0	0-0	0	1	1	1	0	0	0	0	0	0	0	-7
14 Kaydan Lawson	07:44	0-1	0-1	0-0	0	1	1	1	0	0	0	0	0	1	0	-9
<b>Team</b>					0	2	2				0					
<b>Totals</b>		36-67	8-17	11-16	12	36	48	24	16	91	14	19	3	6	1	4

Technical Fouls: NONE

Shooting By Period	
1st FG%	10-19 52.6%
3PT%	3-4 75.0%
FT%	4-5 80%
2nd FG%	6-13 46.2%
3PT%	0-4 0.0%
FT%	0-0 0%
3rd FG%	10-19 52.6%
3PT%	4-5 80.0%
FT%	2-3 66.7%
4th FG%	10-16 62.5%
3PT%	1-4 25.0%
FT%	5-8 62.5%
GM FG%	36-67 53.7%
3PT%	8-17 47.1%
FT%	11-16 68.8%

Dead Ball Rebounds: 2, 0

Florida State - 87		Record: 14-6 (5-3)														
NO. Name	Min	FG	3P	FT	Rebounds	Fouls	TP	AS	TO	ST	Blocks	+/-				
		M-A	M-A	M-A	OR DR TOT	PF	FD				BS BA					
21 Makayla Timpson	F 27:43	8-16	0-0	5-9	4	3	7	3	6	21	0	0	0	1	3	-3
00 Ta'Niya Latson	G 31:49	8-15	1-5	5-5	0	3	3	1	5	22	6	0	2	0	0	4
1 Brianna Turnage	G 23:47	1-4	1-3	1-2	1	5	6	1	2	4	3	1	0	0	0	-4
3 O'Mariah Gordon	G 31:12	5-11	1-5	6-7	1	2	3	3	3	17	1	1	2	0	0	-9
4 Sara Bejedi	G 36:13	3-11	2-5	2-2	0	1	1	5	5	10	0	0	0	0	2	-3
13 Carla Viegas	08:07	0-5	0-5	0-0	0	0	0	1	0	0	1	0	0	0	1	-5
24 Amaya Bonner	13:27	0-4	0-1	1-2	1	2	3	0	1	1	1	0	0	0	0	-2
2 Alexis Tucker	15:25	3-7	0-2	2-2	0	0	0	2	8	1	0	1	0	1	0	-1
22 Sakya White	10:52	2-3	0-0	0-0	2	3	5	1	0	4	0	0	2	0	0	-2
32 Avery Treadwell	01:25	0-0	0-0	0-0	0	1	1	0	0	0	0	1	0	0	0	1
<b>Team</b>					1	0	1				0					
<b>Totals</b>		30-76	5-26	22-29	10	20	30	16	24	87	13	3	7	1	6	-4

Technical Fouls: NONE

Shooting By Period	
1st FG%	6-22 27.3%
3PT%	2-9 22.2%
FT%	8-10 80%
2nd FG%	8-19 42.1%
3PT%	1-8 12.5%
FT%	4-5 80%
3rd FG%	9-22 40.9%
3PT%	2-8 25.0%
FT%	2-3 66.7%
4th FG%	7-13 53.8%
3PT%	0-1 0.0%
FT%	8-11 72.7%
GM FG%	30-76 39.5%
3PT%	5-26 19.2%
FT%	22-29 75.9%

Dead Ball Rebounds: 7, 2

	UVA	FSU	Points from	UVA	FSU	Period by Period Scoring					
Biggest lead	10 (1 <sup>st</sup> 7:24)	8 (3 <sup>rd</sup> 5:52)	Turnovers	5	23	1st	2nd	3rd	4th	TOT	
Best Scoring Run	9 (3 <sup>rd</sup> 8:55)	9 (3 <sup>rd</sup> 7:57)	Paint	40	38	UVA	27	12	26	26	91
Lead Changes	6		Second Chance	15	14						
Times Tied	6		Fast Breaks	7	14						
Time with Lead	23:58	11:59	Bench	18	13						





# 2023-24 COMBINED STATS



## 2023-24 Virginia Women's Basketball Combined Team Statistics All games

Page 1/1  
as of Jan 21, 2024

### Game Records

Record	Overall	Home	Away	Neutral
ALL GAMES	9-9	6-5	2-3	1-1
CONFERENCE	1-6	0-3	1-3	0-0
NON-CONFERENCE	8-3	6-2	1-0	1-1

### Score by Periods

Team	1st	2nd	3rd	4th	OT	TOT
Virginia	288	323	354	363	12	1340
Opponents	320	291	300	326	6	1243

### Team Box Score

No.	Player				Total		3-Point		F-Throw		Rebounds											
		GP-GS	MIN	AVG	FG-FGA	FG%	3FG-3FGA	3FG%	FT-FTA	FT%	OFF	DEF	TOT	AVG	PF	DQ	A	TO	BLK	STL	PTS	AVG
20	TAYLOR, Camryn	18-17	445:42	24.8	94-205	.459	8-15	.533	68-78	.872	55	63	118	6.6	66	4	9	33	18	13	264	14.7
21	JOHNSON, Kymora	18-18	515:52	28.7	94-237	.397	27-106	.255	27-36	.750	15	65	80	4.4	34	0	97	45	6	29	242	13.4
1	CLARK, Paris	15-12	310:34	20.7	51-130	.392	10-28	.357	22-25	.880	26	38	64	4.3	37	0	21	33	6	17	134	8.9
34	CLARKSON, London	16-10	357:46	22.4	39-79	.494	0-0	.000	44-62	.710	37	38	75	4.7	52	2	12	19	13	17	122	7.6
0	MCGHEE, Olivia	18-3	292:38	16.3	48-119	.403	19-57	.333	19-22	.864	12	30	42	2.3	19	0	6	21	3	14	134	7.4
4	BROWN, Jillian	16-6	312:37	19.5	34-104	.327	5-27	.185	33-39	.846	30	66	96	6.0	29	0	29	21	10	12	106	6.6
33	BRUNELLE, Sam	16-8	284:58	17.8	29-90	.322	19-60	.317	10-13	.769	13	31	44	2.8	23	0	5	16	11	6	87	5.4
5	VAUGHN, Yonta	15-0	285:29	19.0	26-83	.313	11-42	.262	3-7	.429	2	33	35	2.3	14	0	56	23	1	10	66	4.4
23	SMITH, Alexia	18-15	337:43	18.8	31-83	.373	3-14	.214	7-13	.538	20	59	79	4.4	15	0	33	19	3	16	72	4.0
14	LAWSON, Kaydan	14-0	152:47	10.9	12-32	.375	5-19	.263	8-12	.667	12	23	35	2.5	19	0	7	7	2	6	37	2.6
32	PAULEY, Cady	13-0	93:20	7.2	10-41	.244	5-33	.152	5-6	.833	3	6	9	0.7	8	0	5	4	2	2	30	2.3
12	NOYAN, Edessa	14-1	135:15	9.7	10-23	.435	2-3	.667	6-8	.750	11	27	38	2.7	21	1	4	10	7	5	28	2.0
41	LAUTERBACH, Taylor	13-0	100:16	7.7	5-21	.238	2-7	.286	6-8	.750	7	22	29	2.2	17	0	1	10	7	2	18	1.4
Team											42	36	78				4					
<b>Total</b>		<b>18</b>	<b>3625</b>		<b>483-1247</b>	<b>.387</b>	<b>116-411</b>	<b>.282</b>	<b>258-329</b>	<b>.784</b>	<b>285</b>	<b>537</b>	<b>822</b>	<b>45.7</b>	<b>354</b>	<b>7</b>	<b>285</b>	<b>265</b>	<b>89</b>	<b>149</b>	<b>1340</b>	<b>74.4</b>
<b>Opponents</b>		<b>18</b>	<b>3625</b>		<b>435-1129</b>	<b>.385</b>	<b>117-399</b>	<b>.293</b>	<b>256-359</b>	<b>.713</b>	<b>195</b>	<b>505</b>	<b>700</b>	<b>38.9</b>	<b>309</b>	<b>4</b>	<b>255</b>	<b>279</b>	<b>71</b>	<b>134</b>	<b>1243</b>	<b>69.1</b>

### Team Statistics

	UVA	OPP
<b>Scoring</b>	<b>1340</b>	<b>1243</b>
Points per game	74.4	69.1
Scoring margin	+5.4	-
<b>Field goals-att</b>	<b>483-1247</b>	<b>435-1129</b>
Field goal pct	.387	.385
<b>3 point fg-att</b>	<b>116-411</b>	<b>117-399</b>
3-point FG pct	.282	.293
3-pt FG made per game	6.4	6.5
<b>Free throws-att</b>	<b>258-329</b>	<b>256-359</b>
Free throw pct	.784	.713
F-Throws made per game	14.3	14.2
<b>Rebounds</b>	<b>822</b>	<b>700</b>
Rebounds per game	45.7	38.9
Rebounding margin	+6.8	-
<b>Assists</b>	<b>285</b>	<b>255</b>
Assists per game	15.8	14.2
<b>Turnovers</b>	<b>265</b>	<b>279</b>
Turnovers per game	14.7	15.5
Turnover margin	+0.8	-
Assist/turnover ratio	1.1	0.9
<b>Steals</b>	<b>149</b>	<b>134</b>
Steals per game	8.3	7.4
<b>Blocks</b>	<b>89</b>	<b>71</b>
Blocks per game	4.9	3.9
<b>Winning streak</b>	<b>1</b>	<b>-</b>
Home win streak	0	-
<b>Attendance</b>	<b>44822</b>	<b>13784</b>
Home games-Avg/Game	11-4075	5-2757
Neutral site-Avg/Game	-	2-825

### Team Results

Date	Opponent		Score	Att.
11/08/2023	UMES	W	76-52	3797
11/12/2023	Campbell	W	74-49	3965
11/15/2023	William & Mary	W	80-51	3588
11/19/2023	Oklahoma	L	67-82	4198
11/24/2023	vs Tulane	W	81-59	0
11/25/2023	vs LSU	L	73-76	1650
11/30/2023	Missouri	Wot	87-81	3701
12/03/2023	at La Salle	W	94-73	387
12/06/2023	Rider	W	78-51	3676
12/16/2023	Wofford	L	70-71	3955
12/21/2023	Fordham	W	82-56	4208
12/31/2023	NC State	L	61-72	4541
01/04/2024	at Georgia Tech	L	60-63	1237
01/07/2024	Duke	L	56-60	5041
01/11/2024	at NC State	L	66-93	5500
01/14/2024	at North Carolina	L	68-81	4579
01/18/2024	Notre Dame	L	76-86	4152
01/21/2024	at Florida St.	W	91-87	2081

# 2023-24 TEAM STATS



## 2023-24 Virginia Women's Basketball Overall Team Statistics All games

Page 1/1  
as of Jan 21, 2024

### Team Statistics

	UVA	OPP
<b>Scoring</b>	<b>1340</b>	<b>1243</b>
Points per game	74.4	69.1
Scoring margin	+5.4	-
<b>Field goals-att</b>	<b>483-1247</b>	<b>435-1129</b>
Field goal pct	.387	.385
<b>3 point fg-att</b>	<b>116-411</b>	<b>117-399</b>
3-point FG pct	.282	.293
3-pt FG made per game	6.4	6.5
<b>Free throws-att</b>	<b>258-329</b>	<b>256-359</b>
Free throw pct	.784	.713
F-Throws made per game	14.3	14.2
<b>Rebounds</b>	<b>822</b>	<b>700</b>
Rebounds per game	45.7	38.9
Rebounding margin	+6.8	-
<b>Assists</b>	<b>285</b>	<b>255</b>
Assists per game	15.8	14.2
<b>Turnovers</b>	<b>265</b>	<b>279</b>
Turnovers per game	14.7	15.5
Turnover margin	+0.8	-
Assist/turnover ratio	1.1	0.9
<b>Steals</b>	<b>149</b>	<b>134</b>
Steals per game	8.3	7.4
<b>Blocks</b>	<b>89</b>	<b>71</b>
Blocks per game	4.9	3.9
<b>Winning streak</b>	<b>1</b>	<b>-</b>
Home win streak	0	-
<b>Attendance</b>	<b>44822</b>	<b>13784</b>
Home games-Avg/Game	11-4075	5-2757
Neutral site-Avg/Game	-	2-825

### Score by Periods

Team	1st	2nd	3rd	4th	OT	TOT
Virginia	288	323	354	363	12	1340
Opponents	320	291	300	326	6	1243

# 2023-24 ACC-ONLY STATS



## 2023-24 Virginia Women's Basketball Combined Team Statistics In Conference games

Page 1/1  
as of Jan 21, 2024

### Game Records

Record	Overall	Home	Away	Neutral
ALL GAMES	1-6	0-3	1-3	0-0
CONFERENCE	1-6	0-3	1-3	0-0
NON-CONFERENCE	0-0	0-0	0-0	0-0

### Score by Periods

Team	1st	2nd	3rd	4th	OT	TOT
Virginia	103	117	121	137	0	478
Opponents	144	120	146	132	0	542

### Team Box Score

No.	Player	Total			3-Point			F-Throw		Rebounds				Other				PTS	AVG			
		GP-GS	MIN	AVG	FG-FGA	FG%	3FG-3FGA	3FG%	FT-FTA	FT%	OFF	DEF	TOT	AVG	PF	DQ	A			TO	BLK	STL
21	JOHNSON, Kymora	7-7	223:47	32.0	41-112	.366	11-47	.234	16-19	.842	9	33	42	6.0	15	0	37	22	1	10	109	15.6
20	TAYLOR, Camryn	7-7	170:33	24.4	40-86	.465	8-12	.667	20-25	.800	16	31	47	6.7	32	4	1	13	5	3	108	15.4
0	MCGHEE, Olivia	7-2	125:27	17.9	20-45	.444	9-21	.429	9-11	.818	4	11	15	2.1	10	0	3	10	0	6	58	8.3
1	CLARK, Paris	7-6	155:42	22.2	19-59	.322	4-8	.500	11-14	.786	14	20	34	4.9	22	0	11	20	3	9	53	7.6
34	CLARKSON, London	7-5	144:44	20.7	15-34	.441	0-0	.000	12-24	.500	12	20	32	4.6	28	2	3	11	7	5	42	6.0
4	BROWN, Jillian	5-1	96:53	19.4	8-23	.348	3-4	.750	7-8	.875	9	14	23	4.6	12	0	5	5	4	1	26	5.2
5	VAUGHN, Yonta	6-0	102:06	17.0	8-35	.229	2-17	.118	3-4	.750	0	10	10	1.7	7	0	18	10	0	4	21	3.5
33	BRUNELLE, Sam	7-2	113:07	16.2	5-26	.192	2-17	.118	7-8	.875	3	10	13	1.9	14	0	0	9	5	1	19	2.7
12	NOYAN, Edessa	5-0	47:49	9.6	3-4	.750	0-0	.000	4-4	1.000	1	6	7	1.4	9	1	1	1	3	1	10	2.0
41	LAUTERBACH, Taylor	6-0	47:11	7.9	3-12	.250	2-4	.500	3-4	.750	2	8	10	1.7	7	0	0	3	4	0	11	1.8
14	LAWSON, Kaydan	7-0	64:45	9.3	2-7	.286	0-4	.000	7-8	.875	5	6	11	1.6	8	0	1	1	2	2	11	1.6
23	SMITH, Alexia	7-5	91:59	13.1	5-20	.250	0-1	.000	0-2	.000	4	21	25	3.6	8	0	16	7	1	1	10	1.4
32	PAULEY, Cady	4-0	15:58	4.0	0-3	.000	0-3	.000	0-0	.000	0	0	0	0.0	1	0	0	0	1	0	0	0.0
Team											15	15	30					1				
<b>Total</b>		<b>7</b>	<b>1400</b>		<b>169-466</b>	<b>.363</b>	<b>41-138</b>	<b>.297</b>	<b>99-131</b>	<b>.756</b>	<b>94</b>	<b>205</b>	<b>299</b>	<b>42.7</b>	<b>173</b>	<b>7</b>	<b>96</b>	<b>113</b>	<b>36</b>	<b>43</b>	<b>478</b>	<b>68.3</b>
<b>Opponents</b>		<b>7</b>	<b>1400</b>		<b>181-444</b>	<b>.408</b>	<b>36-135</b>	<b>.267</b>	<b>144-199</b>	<b>.724</b>	<b>73</b>	<b>215</b>	<b>288</b>	<b>41.1</b>	<b>124</b>	<b>1</b>	<b>103</b>	<b>79</b>	<b>34</b>	<b>57</b>	<b>542</b>	<b>77.4</b>

### Team Statistics

	UVA	OPP
<b>Scoring</b>	<b>478</b>	<b>542</b>
Points per game	68.3	77.4
Scoring margin	-9.1	-
<b>Field goals-att</b>	<b>169-466</b>	<b>181-444</b>
Field goal pct	.363	.408
<b>3 point fg-att</b>	<b>41-138</b>	<b>36-135</b>
3-point FG pct	.297	.267
3-pt FG made per game	5.9	5.1
<b>Free throws-att</b>	<b>99-131</b>	<b>144-199</b>
Free throw pct	.756	.724
F-Throws made per game	14.1	20.6
<b>Rebounds</b>	<b>299</b>	<b>288</b>
Rebounds per game	42.7	41.1
Rebounding margin	+1.6	-
<b>Assists</b>	<b>96</b>	<b>103</b>
Assists per game	13.7	14.7
<b>Turnovers</b>	<b>113</b>	<b>79</b>
Turnovers per game	16.1	11.3
Turnover margin	-4.9	-
Assist/turnover ratio	0.8	1.3
<b>Steals</b>	<b>43</b>	<b>57</b>
Steals per game	6.1	8.1
<b>Blocks</b>	<b>36</b>	<b>34</b>
Blocks per game	5.1	4.9
<b>Winning streak</b>	<b>1</b>	<b>-</b>
Home win streak	0	-
<b>Attendance</b>	<b>13734</b>	<b>13397</b>
Home games-Avg/Game	3-4578	4-3349
Neutral site-Avg/Game	-	0-0

### Team Results

Date	Opponent		Score	Att.
12/31/2023	NC State	L	61-72	4541
01/04/2024	at Georgia Tech	L	60-63	1237
01/07/2024	Duke	L	56-60	5041
01/11/2024	at NC State	L	66-93	5500
01/14/2024	at North Carolina	L	68-81	4579
01/18/2024	Notre Dame	L	76-86	4152
01/21/2024	at Florida St.	W	91-87	2081



# 2023-24 CATEGORY LEADERS



## 2023-24 Virginia Women's Basketball Category Leaders All games

Page 1/3  
as of Jan 21, 2024

### Points

##	Player	G	Pts	Pts/G
20	Taylor, Camryn	18	264	14.7
21	Johnson, Kymora	18	242	13.4
1	Clark, Paris	15	134	8.9
0	McGhee, Olivia	18	134	7.4
34	Clarkson, London	16	122	7.6
4	Brown, Jillian	16	106	6.6
33	Brunelle, Sam	16	87	5.4
23	Smith, Alexia	18	72	4.0
5	Vaughn, Yonta	15	66	4.4
14	Lawson, Kaydan	14	37	2.6
32	Pauley, Cady	13	30	2.3
12	Noyan, Edessa	14	28	2.0
41	Lauterbach, Taylor	13	18	1.4

### Scoring Average

##	Player	G	Pts	Pts/G
20	Taylor, Camryn	18	264	14.7
21	Johnson, Kymora	18	242	13.4
1	Clark, Paris	15	134	8.9
34	Clarkson, London	16	122	7.6
0	McGhee, Olivia	18	134	7.4
4	Brown, Jillian	16	106	6.6
33	Brunelle, Sam	16	87	5.4
5	Vaughn, Yonta	15	66	4.4
23	Smith, Alexia	18	72	4.0
14	Lawson, Kaydan	14	37	2.6
32	Pauley, Cady	13	30	2.3
12	Noyan, Edessa	14	28	2.0
41	Lauterbach, Taylor	13	18	1.4

### Field Goal Percentage

##	Player	FG	Att	Pct
34	Clarkson, London	39	79	.494
20	Taylor, Camryn	94	205	.459
12	Noyan, Edessa	10	23	.435
0	McGhee, Olivia	48	119	.403
21	Johnson, Kymora	94	237	.397
1	Clark, Paris	51	130	.392
14	Lawson, Kaydan	12	32	.375
23	Smith, Alexia	31	83	.373
4	Brown, Jillian	34	104	.327
33	Brunelle, Sam	29	90	.322
5	Vaughn, Yonta	26	83	.313
32	Pauley, Cady	10	41	.244
41	Lauterbach, Taylor	5	21	.238

### Field Goal Attempts

##	Player	G	Att	Att/G
21	Johnson, Kymora	18	237	13.2
20	Taylor, Camryn	18	205	11.4
1	Clark, Paris	15	130	8.7
0	McGhee, Olivia	18	119	6.6
4	Brown, Jillian	16	104	6.5

### Field Goals Made

##	Player	G	Made	Made/G
20	Taylor, Camryn	18	94	5.2
21	Johnson, Kymora	18	94	5.2
1	Clark, Paris	15	51	3.4
0	McGhee, Olivia	18	48	2.7
34	Clarkson, London	16	39	2.4

# 2023-24 CATEGORY LEADERS



## 2023-24 Virginia Women's Basketball Category Leaders All games

Page 2/3  
as of Jan 21, 2024

### 3-Point FG Percentage

##	Player	3FG	Att	Pct
12	Noyan, Edessa	2	3	.667
20	Taylor, Camryn	8	15	.533
1	Clark, Paris	10	28	.357
0	McGhee, Olivia	19	57	.333
33	Brunelle, Sam	19	60	.317
41	Lauterbach, Taylor	2	7	.286
14	Lawson, Kaydan	5	19	.263
5	Vaughn, Yonta	11	42	.262
21	Johnson, Kymora	27	106	.255
23	Smith, Alexia	3	14	.214
4	Brown, Jillian	5	27	.185
32	Pauley, Cady	5	33	.152

### 3-Point FG Attempts

##	Player	G	Att	Att/G
21	Johnson, Kymora	18	106	5.9
33	Brunelle, Sam	16	60	3.8
0	McGhee, Olivia	18	57	3.2
5	Vaughn, Yonta	15	42	2.8
32	Pauley, Cady	13	33	2.5

### 3-Point FG Made

##	Player	G	Made	Made/G
21	Johnson, Kymora	18	27	1.5
0	McGhee, Olivia	18	19	1.1
33	Brunelle, Sam	16	19	1.2
5	Vaughn, Yonta	15	11	0.7
1	Clark, Paris	15	10	0.7

### Free Throw Percentage

##	Player	Made	Att	Pct
1	Clark, Paris	22	25	.880
20	Taylor, Camryn	68	78	.872
0	McGhee, Olivia	19	22	.864
4	Brown, Jillian	33	39	.846
32	Pauley, Cady	5	6	.833
33	Brunelle, Sam	10	13	.769
21	Johnson, Kymora	27	36	.750
12	Noyan, Edessa	6	8	.750
41	Lauterbach, Taylor	6	8	.750
34	Clarkson, London	44	62	.710
14	Lawson, Kaydan	8	12	.667
23	Smith, Alexia	7	13	.538
5	Vaughn, Yonta	3	7	.429

### Free Throw Attempts

##	Player	G	Att	Att/G
20	Taylor, Camryn	18	78	4.3
34	Clarkson, London	16	62	3.9
4	Brown, Jillian	16	39	2.4
21	Johnson, Kymora	18	36	2.0
1	Clark, Paris	15	25	1.7

### Free Throws Made

##	Player	G	Made	Made/G
20	Taylor, Camryn	18	68	3.8
34	Clarkson, London	16	44	2.8
4	Brown, Jillian	16	33	2.1
21	Johnson, Kymora	18	27	1.5
1	Clark, Paris	15	22	1.5

### Rebounds

##	Player	G	Reb	Reb/G
20	Taylor, Camryn	18	118	6.6
4	Brown, Jillian	16	96	6.0
21	Johnson, Kymora	18	80	4.4
23	Smith, Alexia	18	79	4.4
34	Clarkson, London	16	75	4.7

### Assists

##	Player	G	Ast	Ast/G
21	Johnson, Kymora	18	97	5.4
5	Vaughn, Yonta	15	56	3.7
23	Smith, Alexia	18	33	1.8
4	Brown, Jillian	16	29	1.8
1	Clark, Paris	15	21	1.4

### Rebounds Average

##	Player	G	Reb	Reb/G
20	Taylor, Camryn	18	118	6.6
4	Brown, Jillian	16	96	6.0
34	Clarkson, London	16	75	4.7
21	Johnson, Kymora	18	80	4.4
23	Smith, Alexia	18	79	4.4

### Steals

##	Player	G	Stl	Stl/G
21	Johnson, Kymora	18	29	1.6
1	Clark, Paris	15	17	1.1
34	Clarkson, London	16	17	1.1
23	Smith, Alexia	18	16	0.9
0	McGhee, Olivia	18	14	0.8

# 2023-24 CATEGORY LEADERS



## 2023-24 Virginia Women's Basketball Category Leaders All games

Page 3/3  
as of Jan 21, 2024

### Offensive Rebounds

##	Player	G	OReb	OReb/G
20	Taylor, Camryn	18	55	3.1
34	Clarkson, London	16	37	2.3
4	Brown, Jillian	16	30	1.9
1	Clark, Paris	15	26	1.7
23	Smith, Alexia	18	20	1.1

### Blocked Shots

##	Player	G	Blk	Blk/G
20	Taylor, Camryn	18	18	1.0
34	Clarkson, London	16	13	0.8
33	Brunelle, Sam	16	11	0.7
4	Brown, Jillian	16	10	0.6
12	Noyan, Edessa	14	7	0.5

### Defensive Rebounds

##	Player	G	DReb	DReb/G
4	Brown, Jillian	16	66	4.1
21	Johnson, Kymora	18	65	3.6
20	Taylor, Camryn	18	63	3.5
23	Smith, Alexia	18	59	3.3
1	Clark, Paris	15	38	2.5

### Minutes

##	Player	G	Min	Min/G
21	Johnson, Kymora	18	516	28:40
20	Taylor, Camryn	18	446	24:46
34	Clarkson, London	16	358	22:22
23	Smith, Alexia	18	338	18:46
4	Brown, Jillian	16	313	19:32

### Fouls

##	Player	G	PF	PF/G
20	Taylor, Camryn	18	66	3.7
34	Clarkson, London	16	52	3.3
1	Clark, Paris	15	37	2.5
21	Johnson, Kymora	18	34	1.9
4	Brown, Jillian	16	29	1.8

### Turnovers

##	Player	G	TO	TO/G
21	Johnson, Kymora	18	45	2.5
20	Taylor, Camryn	18	33	1.8
1	Clark, Paris	15	33	2.2
5	Vaughn, Yonta	15	23	1.5
0	McGhee, Olivia	18	21	1.2

### Foul Outs

##	Player	G	FO
20	Taylor, Camryn	18	4
34	Clarkson, London	16	2
12	Noyan, Edessa	14	1

# 2023-24 RESULTS/LEADERS



## 2023-24 Virginia Women's Basketball Season Schedule/Results & Leaders All games

Page 1/1  
as of Jan 21, 2024

### Game Records

Record	Overall	Home	Away	Neutral
ALL GAMES	9-9	6-5	2-3	1-1
CONFERENCE	1-6	0-3	1-3	0-0
NON-CONFERENCE	8-3	6-2	1-0	1-1

### Team Results

Date	Opponent		Score	Att.	High Points	High Rebounds
11/08/2023	UMES	W	76-52	3797	(22) TAYLOR, Camryn	(13) BROWN, Jillian
11/12/2023	Campbell	W	74-49	3965	(16) TAYLOR, Camryn	(8) NOYAN, Edessa
11/15/2023	William & Mary	W	80-51	3588	(17) BROWN, Jillian	(7) TAYLOR, Camryn
						(7) BROWN, Jillian
11/19/2023	Oklahoma	L	67-82	4198	(17) TAYLOR, Camryn	(9) BROWN, Jillian
11/24/2023	vs Tulane	W	81-59	0	(14) VAUGHN, Yonta	(6) MCGHEE, Olivia
11/25/2023	vs LSU	L	73-76	1650	(19) CLARK, Paris	(7) BROWN, Jillian
						(7) CLARK, Paris
11/30/2023	Missouri	Wot	87-81	3701	(26) TAYLOR, Camryn	(13) SMITH, Alexia
12/03/2023	at La Salle	W	94-73	387	(17) JOHNSON, Kymora	(8) BROWN, Jillian
12/06/2023	Rider	W	78-51	3676	(18) TAYLOR, Camryn	(13) TAYLOR, Camryn
12/16/2023	Wofford	L	70-71	3955	(14) CLARK, Paris	(9) CLARKSON, London
					(14) MCGHEE, Olivia	
12/21/2023	Fordham	W	82-56	4208	(26) JOHNSON, Kymora	(8) TAYLOR, Camryn
12/31/2023	NC State	L	61-72	4541	(17) TAYLOR, Camryn	(15) TAYLOR, Camryn
01/04/2024	at Georgia Tech	L	60-63	1237	(19) TAYLOR, Camryn	(12) CLARK, Paris
01/07/2024	Duke	L	56-60	5041	(17) TAYLOR, Camryn	(8) JOHNSON, Kymora
01/11/2024	at NC State	L	66-93	5500	(22) TAYLOR, Camryn	(9) SMITH, Alexia
01/14/2024	at North Carolina	L	68-81	4579	(16) TAYLOR, Camryn	(7) TAYLOR, Camryn
						(7) CLARKSON, London
01/18/2024	Notre Dame	L	76-86	4152	(16) CLARK, Paris	(8) JOHNSON, Kymora
					(16) JOHNSON, Kymora	
01/21/2024	at Florida St.	W	91-87	2081	(35) JOHNSON, Kymora	(10) TAYLOR, Camryn

### Attendance Summary

	Games	Attend	Avg/Game
Home	11	44822	4075
Away	5	13784	2757
Neutral	2	1650	825
<b>Total</b>	<b>18</b>	<b>60256</b>	<b>3348</b>

# 2023-24 VIRGINIA GAME HIGHS



## 2023-24 Virginia Women's Basketball Team High/Low Analysis All games

Page 1/4  
as of Jan 21, 2024

### Virginia - Game Highs

<b>POINTS</b>	94	at La Salle (12/03/2023)
	91	at Florida St. (01/21/2024)
	87	Missouri (11/30/2023)
	82	Fordham (12/21/2023)
	81	vs Tulane (N) (11/24/2023)
<b>FIELD GOALS MADE</b>	36	at Florida St. (01/21/2024)
	33	at La Salle (12/03/2023)
<b>FIELD GOAL ATTEMPTS</b>	83	Oklahoma (11/19/2023)
	82	at NC State (01/11/2024)
<b>FIELD GOAL PERCENTAGE</b>	.537 (36-67)	at Florida St. (01/21/2024)
	.534 (31-58)	Fordham (12/21/2023)
<b>3 PT FG MADE</b>	15	vs Tulane (N) (11/24/2023)
	12	Fordham (12/21/2023)
<b>3 PT FG ATTEMPTS</b>	35	vs Tulane (N) (11/24/2023)
	31	vs LSU (N) (11/25/2023)
	31	UMES (11/08/2023)
<b>3 PT FG PERCENTAGE</b>	.545 (12-22)	Fordham (12/21/2023)
	.471 (8-17)	at Florida St. (01/21/2024)
<b>FREE THROWS MADE</b>	23	at La Salle (12/03/2023)
	22	Duke (01/07/2024)
<b>FREE THROW ATTEMPTS</b>	26	Duke (01/07/2024)
	25	at La Salle (12/03/2023)
	25	UMES (11/08/2023)
<b>FREE THROW PERCENTAGE</b>	.944 (17-18)	Notre Dame (01/18/2024)
	.920 (23-25)	at La Salle (12/03/2023)
<b>REBOUNDS</b>	60	Rider (12/06/2023)
	60	UMES (11/08/2023)
<b>ASSISTS</b>	22	at La Salle (12/03/2023)
	21	Fordham (12/21/2023)
<b>STEALS</b>	14	Oklahoma (11/19/2023)
	13	vs Tulane (N) (11/24/2023)
<b>BLOCKED SHOTS</b>	8	at Georgia Tech (01/04/2024)
	8	NC State (12/31/2023)
	8	William & Mary (11/15/2023)
	8	UMES (11/08/2023)
<b>TURNOVERS</b>	23	Notre Dame (01/18/2024)
	19	at Florida St. (01/21/2024)
	19	Fordham (12/21/2023)
	19	UMES (11/08/2023)
<b>FOULS</b>	35	Notre Dame (01/18/2024)
	25	at North Carolina (01/14/2024)
	25	Duke (01/07/2024)



# 2023-24 OPPONENT GAME HIGHS



## 2023-24 Virginia Women's Basketball Team High/Low Analysis All games

Page 2/4  
as of Jan 21, 2024

### Opponent - Game Highs

<b>POINTS</b>	93		at NC State (01/11/2024)
	87		at Florida St. (01/21/2024)
	86		Notre Dame (01/18/2024)
	82		Oklahoma (11/19/2023)
	81		at North Carolina (01/14/2024)
	81		Missouri (11/30/2023)
<b>FIELD GOALS MADE</b>	32		at NC State (01/11/2024)
	30		at Florida St. (01/21/2024)
	30		Oklahoma (11/19/2023)
<b>FIELD GOAL ATTEMPTS</b>	76		at Florida St. (01/21/2024)
	71		UMES (11/08/2023)
<b>FIELD GOAL PERCENTAGE</b>	.485	(32-66)	at NC State (01/11/2024)
	.484	(30-62)	Oklahoma (11/19/2023)
<b>3 PT FG MADE</b>	13		Oklahoma (11/19/2023)
	11		Fordham (12/21/2023)
	11		Wofford (12/16/2023)
<b>3 PT FG ATTEMPTS</b>	34		at La Salle (12/03/2023)
	30		Fordham (12/21/2023)
	30		Oklahoma (11/19/2023)
<b>3 PT FG PERCENTAGE</b>	.435	(10-23)	at NC State (01/11/2024)
	.433	(13-30)	Oklahoma (11/19/2023)
<b>FREE THROWS MADE</b>	33		Notre Dame (01/18/2024)
	22		at Florida St. (01/21/2024)
<b>FREE THROW ATTEMPTS</b>	44		Notre Dame (01/18/2024)
	33		at Georgia Tech (01/04/2024)
<b>FREE THROW PERCENTAGE</b>	.895	(17-19)	NC State (12/31/2023)
	.857	(6-7)	Wofford (12/16/2023)
<b>REBOUNDS</b>	56		NC State (12/31/2023)
	49		Oklahoma (11/19/2023)
<b>ASSISTS</b>	22		Oklahoma (11/19/2023)
	20		at North Carolina (01/14/2024)
<b>STEALS</b>	13		Notre Dame (01/18/2024)
	12		Fordham (12/21/2023)
<b>BLOCKED SHOTS</b>	9		Duke (01/07/2024)
	7		at NC State (01/11/2024)
	7		Oklahoma (11/19/2023)
	7		Campbell (11/12/2023)
<b>TURNOVERS</b>	24		Oklahoma (11/19/2023)
	21		Campbell (11/12/2023)
<b>FOULS</b>	23		Duke (01/07/2024)
	21		Notre Dame (01/18/2024)
	21		at La Salle (12/03/2023)
	21		Campbell (11/12/2023)

# 2023-24 VIRGINIA GAME LOWS



## 2023-24 Virginia Women's Basketball Team High/Low Analysis All games

Page 3/4  
as of Jan 21, 2024

### Virginia - Game Lows

<b>POINTS</b>	56		Duke (01/07/2024)
	60		at Georgia Tech (01/04/2024)
	61		NC State (12/31/2023)
	66		at NC State (01/11/2024)
	67		Oklahoma (11/19/2023)
<b>FIELD GOALS MADE</b>	16		Duke (01/07/2024)
	20		NC State (12/31/2023)
<b>FIELD GOAL ATTEMPTS</b>	54		Duke (01/07/2024)
	58		Fordham (12/21/2023)
<b>FIELD GOAL PERCENTAGE</b>	.278	(20-72)	NC State (12/31/2023)
	.296	(16-54)	Duke (01/07/2024)
<b>3 PT FG MADE</b>	1		at Georgia Tech (01/04/2024)
	1		Oklahoma (11/19/2023)
<b>3 PT FG ATTEMPTS</b>	10		Duke (01/07/2024)
	15		Campbell (11/12/2023)
<b>3 PT FG PERCENTAGE</b>	.043	(1-23)	Oklahoma (11/19/2023)
	.063	(1-16)	at Georgia Tech (01/04/2024)
<b>FREE THROWS MADE</b>	6		at NC State (01/11/2024)
	6		vs Tulane (N) (11/24/2023)
<b>FREE THROW ATTEMPTS</b>	7		vs Tulane (N) (11/24/2023)
	8		at NC State (01/11/2024)
<b>FREE THROW PERCENTAGE</b>	.632	(12-19)	NC State (12/31/2023)
	.650	(13-20)	Rider (12/06/2023)
<b>REBOUNDS</b>	35		Duke (01/07/2024)
	37		Notre Dame (01/18/2024)
<b>ASSISTS</b>	11		Duke (01/07/2024)
	12		at NC State (01/11/2024)
	12		NC State (12/31/2023)
	12		Oklahoma (11/19/2023)
<b>STEALS</b>	3		at Florida St. (01/21/2024)
	5		at North Carolina (01/14/2024)
	5		Duke (01/07/2024)
	5		NC State (12/31/2023)
<b>BLOCKED SHOTS</b>	0		at North Carolina (01/14/2024)
	2		at NC State (01/11/2024)
	2		Rider (12/06/2023)
	2		at La Salle (12/03/2023)
<b>TURNOVERS</b>	10		Rider (12/06/2023)
	10		Missouri (11/30/2023)
<b>FOULS</b>	9		Fordham (12/21/2023)
	11		Rider (12/06/2023)

# 2023-24 OPPONENT GAME LOWS



## 2023-24 Virginia Women's Basketball Team High/Low Analysis All games

Page 4/4  
as of Jan 21, 2024

### Opponent - Game Lows

<b>POINTS</b>	49		Campbell (11/12/2023)
	51		Rider (12/06/2023)
	51		William & Mary (11/15/2023)
	52		UMES (11/08/2023)
	56		Fordham (12/21/2023)
<b>FIELD GOALS MADE</b>	18		vs Tulane (N) (11/24/2023)
	18		William & Mary (11/15/2023)
	18		Campbell (11/12/2023)
<b>FIELD GOAL ATTEMPTS</b>	52		Rider (12/06/2023)
	55		Duke (01/07/2024)
<b>FIELD GOAL PERCENTAGE</b>	.269	(18-67)	William & Mary (11/15/2023)
	.282	(20-71)	UMES (11/08/2023)
<b>3 PT FG MADE</b>	2		Duke (01/07/2024)
	2		vs LSU (N) (11/25/2023)
<b>3 PT FG ATTEMPTS</b>	8		vs LSU (N) (11/25/2023)
	14		Notre Dame (01/18/2024)
<b>3 PT FG PERCENTAGE</b>	.111	(2-18)	Duke (01/07/2024)
	.158	(3-19)	William & Mary (11/15/2023)
<b>FREE THROWS MADE</b>	3		Rider (12/06/2023)
	5		Fordham (12/21/2023)
<b>FREE THROW ATTEMPTS</b>	6		Fordham (12/21/2023)
	6		Rider (12/06/2023)
<b>FREE THROW PERCENTAGE</b>	.375	(6-16)	Campbell (11/12/2023)
	.500	(3-6)	Rider (12/06/2023)
<b>REBOUNDS</b>	22		Rider (12/06/2023)
	27		Wofford (12/16/2023)
<b>ASSISTS</b>	7		UMES (11/08/2023)
	9		vs Tulane (N) (11/24/2023)
<b>STEALS</b>	4		vs LSU (N) (11/25/2023)
	4		William & Mary (11/15/2023)
<b>BLOCKED SHOTS</b>	0		Fordham (12/21/2023)
	1		at Florida St. (01/21/2024)
	1		Wofford (12/16/2023)
	1		Rider (12/06/2023)
<b>TURNOVERS</b>	3		at Florida St. (01/21/2024)
	9		at North Carolina (01/14/2024)
<b>FOULS</b>	9		Fordham (12/21/2023)
	10		vs Tulane (N) (11/24/2023)

# 2023-24 VIRGINIA INDIVIDUAL GAME HIGHS



## 2023-24 Virginia Women's Basketball Player Highs Analysis All games

Page 1/3  
as of Jan 21, 2024

### Virginia - Individual Game Highs

<b>POINTS</b>	35		Kymora Johnson at Florida St. (01/21/2024)
	26		Kymora Johnson vs Fordham (12/21/2023)
	26		Camryn Taylor vs Missouri (11/30/2023)
	22		Camryn Taylor at NC State (01/11/2024)
	22		Camryn Taylor vs UMES (11/08/2023)
<b>FIELD GOALS MADE</b>	14		Kymora Johnson at Florida St. (01/21/2024)
	10		Kymora Johnson vs Fordham (12/21/2023)
	10		Camryn Taylor vs Missouri (11/30/2023)
<b>FIELD GOAL ATTEMPTS</b>	21		Kymora Johnson vs NC State (12/31/2023)
	20		Kymora Johnson at Florida St. (01/21/2024)
<b>FIELD GOAL PERCENTAGE (min 5 made)</b>	1.000	(6-6)	Kymora Johnson at La Salle (12/03/2023)
	.833	(5-6)	London Clarkson vs Missouri (11/30/2023)
<b>3 PT FG MADE</b>	6		Kymora Johnson vs Fordham (12/21/2023)
	5		Sam Brunelle vs LSU (N) (11/25/2023)
<b>3 PT FG ATTEMPTS</b>	11		Kymora Johnson vs NC State (12/31/2023)
	11		Sam Brunelle vs LSU (N) (11/25/2023)
<b>3 PT FG PERCENTAGE (min 2 made)</b>	1.000	(2-2)	Jillian Brown at Florida St. (01/21/2024)
	1.000	(2-2)	Camryn Taylor at NC State (01/11/2024)
	1.000	(2-2)	Paris Clark vs NC State (12/31/2023)
	1.000	(2-2)	Olivia McGhee vs NC State (12/31/2023)
	1.000	(2-2)	Camryn Taylor vs NC State (12/31/2023)
<b>FREE THROWS MADE</b>	10		Camryn Taylor at La Salle (12/03/2023)
	8		Camryn Taylor vs UMES (11/08/2023)
<b>FREE THROW ATTEMPTS</b>	10		Camryn Taylor at La Salle (12/03/2023)
	9		Camryn Taylor vs Duke (01/07/2024)
	9		Camryn Taylor vs UMES (11/08/2023)
<b>FREE THROW PERCENTAGE (min 3 made)</b>	1.000	(10-10)	Camryn Taylor at La Salle (12/03/2023)
	1.000	(6-6)	Camryn Taylor vs Campbell (11/12/2023)
	1.000	(6-6)	London Clarkson vs Campbell (11/12/2023)
	1.000	(6-6)	Jillian Brown vs Campbell (11/12/2023)
	1.000	(5-5)	Camryn Taylor vs Oklahoma (11/19/2023)
	1.000	(5-5)	Jillian Brown vs UMES (11/08/2023)
	1.000	(4-4)	Edessa Noyan at Florida St. (01/21/2024)
	1.000	(4-4)	Jillian Brown vs Notre Dame (01/18/2024)
	1.000	(4-4)	Camryn Taylor at North Carolina (01/14/2024)
	1.000	(4-4)	Kymora Johnson vs Duke (01/07/2024)
	1.000	(4-4)	Camryn Taylor at Georgia Tech (01/04/2024)
	1.000	(4-4)	Kaydan Lawson at Georgia Tech (01/04/2024)
	1.000	(4-4)	Cady Pauley vs Rider (12/06/2023)
	1.000	(4-4)	Camryn Taylor vs Rider (12/06/2023)
	1.000	(4-4)	Paris Clark vs LSU (N) (11/25/2023)
	1.000	(4-4)	Kymora Johnson vs UMES (11/08/2023)
1.000	(3-3)	Sam Brunelle vs Duke (01/07/2024)	
1.000	(3-3)	Paris Clark vs Wofford (12/16/2023)	
<b>REBOUNDS</b>	15		Camryn Taylor vs NC State (12/31/2023)
	13		Camryn Taylor vs Rider (12/06/2023)
	13		Alexia Smith vs Missouri (11/30/2023)
	13		Jillian Brown vs UMES (11/08/2023)
<b>ASSISTS</b>	9		Kymora Johnson vs Wofford (12/16/2023)
	9		Kymora Johnson vs Tulane (N) (11/24/2023)
<b>STEALS</b>	4		Jillian Brown at La Salle (12/03/2023)
	4		Kymora Johnson vs Oklahoma (11/19/2023)
<b>BLOCKED SHOTS</b>	4		London Clarkson at Georgia Tech (01/04/2024)
	4		Camryn Taylor vs Campbell (11/12/2023)

# 2023-24 OPPONENT INDIVIDUAL GAME HIGHS



## 2023-24 Virginia Women's Basketball Player Highs Analysis All games

Page 2/3  
as of Jan 21, 2024

### Virginia - Individual Game Highs

<b>TURNOVERS</b>	6	Paris Clark at Florida St. (01/21/2024)
	6	Kymora Johnson vs Notre Dame (01/18/2024)
	6	Kymora Johnson vs Tulane (N) (11/24/2023)
<b>FOULS</b>	5	Edessa Noyan at Florida St. (01/21/2024)
	5	Camryn Taylor at Florida St. (01/21/2024)
	5	Camryn Taylor vs Notre Dame (01/18/2024)
	5	London Clarkson vs Notre Dame (01/18/2024)
	5	Camryn Taylor at NC State (01/11/2024)
	5	Camryn Taylor vs Duke (01/07/2024)
	5	London Clarkson at Georgia Tech (01/04/2024)

# NCAA STATISTICAL LEADERS

## Virginia - 2023-24 Women's Basketball Ranking Summary thru games 01/23/2024

Statistic	National Rank	Conference Rank	Value	National Leader	Value	Conference Leader	Value
Assist/Turnover Ratio (348 ranked)	59	6	1.08	Michigan St.	1.76	Virginia Tech	1.39
Assists Per Game (348 ranked)	56	4	15.8	Utah	21.6	Notre Dame	17.7
Bench Points Per Game (348 ranked)	33	2	25.9	Murray St.	40.7	Miami (FL)	28.6
Blocks Per Game (348 ranked)	23	4	4.9	South Carolina	8.9	Duke	6.8
Field Goal Percentage (348 ranked)	254	14	38.7	South Carolina	52.6	Notre Dame	47.7
Field Goal Percentage Defense (348 ranked)	106	7	38.5	South Carolina	29.4	NC State	34.2
Fouls Per Game (348 ranked)	312	15	19.7	Dartmouth	10.0	NC State	13.1
Free Throw Attempts Per Game (348 ranked)	109	7	18.28	LSU	30.05	NC State	20.94
Free Throw Percentage (348 ranked)	15	1	78.4	Creighton	82.1	Virginia	78.4
Free Throws Made Per Game (348 ranked)	49	5	14.33	LSU	22.15	NC State	15.72
Rebound Margin (348 ranked)	45	6	6.8	UCLA	16.9	Notre Dame	10.2
Rebounds (Defensive) Per Game (348 ranked)	20	3	29.8	South Carolina	35.0	NC State	33.0
Rebounds (Offensive) Per Game (348 ranked)	13	2	15.8	Ga. Southern	18.8	Syracuse	16.9
Rebounds Per Game (348 ranked)	8	1	45.67	South Carolina	48.65	Virginia	45.67
Scoring Defense (348 ranked)	276	13	69.1	VCU	50.2	Miami (FL)	57.9
Scoring Margin (348 ranked)	139	12	5.4	South Carolina	38.6	Notre Dame	24.4
Scoring Offense (348 ranked)	63	7	74.4	LSU	91.7	Notre Dame	84.4
Steals Per Game (348 ranked)	146	7	8.3	West Virginia	14.8	Boston College	12.6
Three Point Attempts Per Game (348 ranked)	69	3	22.8	Arkansas	30.6	Virginia Tech	25.2
Three Point Percentage (348 ranked)	260	13	28.2	South Carolina	44.1	Virginia Tech	36.8
Three Point Percentage Defense (348 ranked)	109	5	29.3	Kansas St.	21.6	Notre Dame	26.5
Three Pointers Per Game (348 ranked)	137	7	6.4	Utah	11.7	Virginia Tech	9.3
Turnover Margin (348 ranked)	159	10	0.78	West Virginia	9.44	Boston College	6.75
Turnovers Forced Per Game (348 ranked)	220	8	15.50	Grambling	25.19	Boston College	22.25
Turnovers Per Game (348 ranked)	98	6	14.7	Colorado St.	9.0	Florida St.	11.0
Winning Percentage (348 ranked)	187	12	50.0	South Carolina	100.0	NC State	88.9
						Syracuse	88.9

Statistic	Player	National Rank	Conference Rank	Value	National Leader	Value	Conference Leader	Value
Assist/Turnover Ratio (250 ranked)	Yonta Vaughn	30	3	2.43	Taryn Sides, Kansas St.	3.50	Kaylah Ivey, Boston College	3.46
	Kymora Johnson	49	5	2.16				
Assists (148 ranked)	Kymora Johnson	33	4	97	Caitlin Clark, Iowa	154	Kaylah Ivey, Boston College	121
Assists Per Game (247 ranked)	Kymora Johnson	32	5	5.4	McKenna Hofschild, Colorado St.	7.9	Georgia Amoore, Virginia Tech	7.0
	Yonta Vaughn	151	12	3.7				
Blocks (138 ranked)					Josie Hill, Chicago St.	70	Makayla Timpson, Florida St.	55
Blocks Per Game (248 ranked)	Camryn Taylor	198	14	1.00	Lucy Cochrane, Portland	3.44	Makayla Timpson, Florida St.	2.75
Double Doubles (41 ranked)					Lauren Gustin, BYU	18	Elizabeth Kitley, Virginia Tech	13
Field Goal Attempts (150 ranked)	Kymora Johnson	115	10	237	Caitlin Clark, Iowa	439	Ta'Niya Latson, Florida St.	323
Field Goal Percentage (250 ranked)	Camryn Taylor	136	11	45.9	Lauren Betts, UCLA	68.3	Makayla Timpson, Florida St.	60.0
	Kymora Johnson	245	18	39.7				
Field Goals (143 ranked)					Caitlin Clark, Iowa	211	Elizabeth Kitley, Virginia Tech	170
Free Throw Attempts (145 ranked)					Angel Reese, LSU	157	Deja Kelly, North Carolina	130
Free Throw Percentage (250 ranked)	Camryn Taylor	32	3	87.2	Maya McDermott, UNI	95.1	Georgia Woolley, Syracuse	91.1
Free Throws (141 ranked)	Camryn Taylor	76	6	68	Angel Reese, LSU	115	Ta'Niya Latson, Florida St.	96
Minutes Per Game (150 ranked)					Megan McConnell, Duquesne	38.58	Dyaisha Fair, Syracuse	35.69
Points (197 ranked)	Camryn Taylor	180	15	264	Caitlin Clark, Iowa	634	Hannah Hidalgo, Notre Dame	407
Points Per Game (248 ranked)	Camryn Taylor	184	12	14.7	Caitlin Clark, Iowa	31.7	Hannah Hidalgo, Notre Dame	23.9
Rebounds (146 ranked)					Lauren Gustin, BYU	303	Elizabeth Kitley, Virginia Tech	202
Rebounds (Defensive) Per Game (30 ranked)					Lauren Gustin, BYU	10.1	Elizabeth Kitley, Virginia Tech	8.1
Rebounds (Offensive) Per Game (30 ranked)					Angel Reese, LSU	5.8		
Rebounds Per Game (249 ranked)					Lauren Gustin, BYU	15.2	Elizabeth Kitley, Virginia Tech	11.2
Steals (150 ranked)					Hannah Hidalgo, Notre Dame	94	Hannah Hidalgo, Notre Dame	94
Steals Per Game (249 ranked)					Hannah Hidalgo, Notre Dame	5.53	Hannah Hidalgo, Notre Dame	5.53
Three Point Attempts (149 ranked)	Kymora Johnson	121	6	106	Caitlin Clark, Iowa	260	Dyaisha Fair, Syracuse	171
Three Point Percentage (167 ranked)					Te-Hina Paopao, South Carolina	55.8	Matilda Ekh, Virginia Tech	40.2
Three Pointers (141 ranked)					Caitlin Clark, Iowa	104	Dyaisha Fair, Syracuse	65
Three Pointers Per Game (246 ranked)					Caitlin Clark, Iowa	5.20	Dyaisha Fair, Syracuse	3.61
Triple Doubles (6 ranked)					Caitlin Clark, Iowa	4	Alyssa Ustby, North Carolina	1
							Zoe Brooks, NC State	1
							Hannah Hidalgo, Notre Dame	1



# 0 OLIVIA MCGHEE

Freshman • Guard • 6-2  
 Louisa, Va. • IMG Academy

## 2023-24

- Tied her season high of 14 points against Wofford (12/16) and No. 19 Notre Dame (1/18)
- Scored 14 points and tallied five rebounds against No. 25 Oklahoma (11/19)

## HIGH SCHOOL

- Ranked No. 45 in the 2023 espnW HoopGurlz recruit rankings
- Four-star recruit
- McDonald's All-America nominee
- Played three years at Louisa County High before transferring to IMG Academy in Florida for her senior season
- Led Louisa County to the program's first Class 4 State Championship her sophomore season, averaging 22.8 points and 11.5 rebounds per game
- 2021 Central Virginia Girls Basketball Player of the Year
- 2020 Second Team All-State
- As a freshman, she led the Jefferson District in scoring

## CAREER STATISTICS

### MCGHEE, Olivia

SEASON TEAM	GP-GS	MIN/AVG	Field Goals		3-Point		F-Throws		Rebounds				Scoring			
			FG-FGA	FG%	3FG-3FGA	3FG%	FT-FTA	FT%	OFF	DEF	TOT	AVG	PF-FO	A TO BLK STL	PTS	AVG
2023-24 UVa	18-3	293/16.3	48-119	.403	19-57	.333	19-22	.864	12	30	42	2.3	19-0	6 21 3 14	134	7.4
<b>TOTAL</b>	<b>18-3</b>	<b>293/16.3</b>	<b>48-119</b>	<b>.403</b>	<b>19-57</b>	<b>.333</b>	<b>19-22</b>	<b>.864</b>	<b>12</b>	<b>30</b>	<b>42</b>	<b>2.3</b>	<b>19-0</b>	<b>6 21 3 14</b>	<b>134</b>	<b>7.4</b>

### Single Game Highs

Statistic	Value
Points	14 vs Oklahoma 11/19/23, vs Wofford 12/16/23, vs Notre Dame 01/18/24
Rebounds	7 vs UMES 11/08/23
Assists	2 vs Tulane 11/24/23
Steals	2 5 times
Blocks	2 vs UMES 11/08/23
FG Made	6 vs Oklahoma 11/19/23, vs Wofford 12/16/23
FG Attempts	15 vs Oklahoma 11/19/23, vs Wofford 12/16/23
3FG Made	2 7 times
3FG Attempts	6 vs Wofford 12/16/23
FT Made	3 vs NC State 12/31/23
FT Attempts	4 vs NC State 12/31/23

## 2023-24 GAME-BY-GAME STATISTICS

### #0 MCGHEE, Olivia

Opponent	Date	GS	MIN	Total		3-Pointers		Free throws		Rebounds				PF	A	TO	BLK	STL	PTS	AVG
				FG-FGA	PCT	3FG-3FGA	PCT	FT-FTA	PCT	OFF	DEF	TOT	AVG							
UMES	11/08/2023		24:19	4-8	.500	2-4	.500	2-3	.667	1	6	7	7.0	1	0	2	2	0	12	12.0
Campbell	11/12/2023		20:23	1-3	.333	1-2	.500	2-2	1.000	1	1	2	4.5	1	0	2	0	2	5	8.5
William & Mary	11/15/2023		13:26	3-6	.500	2-3	.667	2-2	1.000	1	0	1	3.3	0	0	1	0	2	10	9.0
Oklahoma	11/19/2023		26:32	6-15	.400	0-5	.000	2-2	1.000	1	4	5	3.8	3	0	1	1	1	14	10.3
vs Tulane	11/24/2023	*	15:07	3-10	.300	1-5	.200	2-2	1.000	3	3	6	4.2	0	2	1	0	0	9	10.0
vs LSU	11/25/2023		04:40	0-2	.000	0-1	.000	0-0	.000	0	1	1	3.7	1	0	1	0	0	0	8.3
Missouri	11/30/2023		03:46	0-2	.000	0-2	.000	0-0	.000	0	0	0	3.1	1	0	1	0	0	0	7.1
at La Salle	12/03/2023		08:49	1-1	1.000	0-0	.000	0-0	.000	0	0	0	2.8	1	0	0	0	0	2	6.5
Rider	12/06/2023		07:15	2-4	.500	1-3	.333	0-0	.000	0	0	0	2.4	0	0	0	0	0	5	6.3
Wofford	12/16/2023		25:40	6-15	.400	2-6	.333	0-0	.000	1	2	3	2.5	1	0	1	0	1	14	7.1
Fordham	12/21/2023		17:15	2-8	.250	1-5	.200	0-0	.000	0	2	2	2.5	0	1	1	0	2	5	6.9
NC State	12/31/2023		18:09	3-4	.750	2-2	1.000	3-4	.750	1	0	1	2.3	2	0	1	0	2	11	7.3
at Georgia Tech	01/04/2024		04:20	0-1	.000	0-1	.000	0-0	.000	0	1	1	2.2	0	0	1	0	0	0	6.7
Duke	01/07/2024		05:12	0-3	.000	0-1	.000	0-0	.000	0	1	1	2.1	0	0	0	0	1	0	6.2
at NC State	01/11/2024		22:25	3-10	.300	1-4	.250	2-2	1.000	2	2	4	2.3	1	0	4	0	1	9	6.4
at North Carolina	01/14/2024		21:36	4-7	.571	2-4	.500	2-3	.667	1	3	4	2.4	1	1	2	0	0	12	6.8
Notre Dame	01/18/2024	*	29:19	5-10	.500	2-4	.500	2-2	1.000	0	2	2	2.4	4	1	1	0	2	14	7.2
at Florida St.	01/21/2024	*	24:26	5-10	.500	2-5	.400	0-0	.000	0	2	2	2.3	2	1	1	0	0	12	7.4
<b>Totals</b>		<b>3</b>	<b>292:38</b>	<b>48-119</b>	<b>.403</b>	<b>19-57</b>	<b>.333</b>	<b>19-22</b>	<b>.864</b>	<b>12</b>	<b>30</b>	<b>42</b>	<b>2.3</b>	<b>19</b>	<b>6</b>	<b>21</b>	<b>3</b>	<b>14</b>	<b>134</b>	<b>7.4</b>

### Player Averages

Games Played	Minutes/game	Points/game	FG Pct	3FG Pct	FT Pct	Rebounds/game	Assists/game	Turnovers/game	Assist/Turnover ratio	Steals/game	Blocks/game
18	16.3	7.4	40.3	33.3	86.4	2.3	0.3	1.2	0.3	0.8	0.2



# 1 Paris Clark

Sophomore • Guard • 5-8  
Bronx, N.Y. • Long Island Lutheran • Arizona

## 2023-24

- Recorded her first career double-double with 13 points and a career-high 12 rebounds at Georgia Tech (1/4)
- Tied for a team-best 14 points against Wofford (12/16)
- Scored a career-high 19 points, including 15 in the first half, against No. 7 LSU (11/25)
- Ranked the No. 33 incoming transfer according to ESPN

## 2022-23 (at Arizona)

- Played in 24 games, including 14 conference matchups
- Averaged 3.8 points per game and totaled three double-digit scoring performances
- Nearly had a double-double at Oregon with 10 rebounds and nine points
- Made a strong career debut with 10 points, seven rebounds and six steals against NAU
- Tallied nine points and six rebounds at Cal alongside two assists and a steal

## High School

- 2022 McDonald's All-American
- 2022 Jordan Brand All-American
- 2022 SLAM All-American
- 2022 New York Gatorade Player of the Year
- Five star recruit ranked No. 21 in the ESPN HoopGurlz overall recruit rankings and No. 5 at her position
- Averaged 25.2 points, 8.3 rebounds, 6.1 assists and 4.0 steals at Long Island Lutheran High School
- Long Island Player of the Year as senior

## CAREER STATISTICS

CLARK, Paris

SEASON	TEAM	GP-GS	MIN/AVG	Field Goals		3-Point		F-Throws		Rebounds				Scoring						
				FG-FGA	FG%	3FG-3FGA	3FG%	FT-FTA	FT%	OFF	DEF	TOT	AVG	PF-FO	A	TO	BLK	STL	PTS	AVG
2022-23	UA	24-0	318/13.3	36-99	.364	9-26	.346	11-24	.458	28	38	66	2.8	36-0	24	14	2	15	92	3.8
2023-24	UVa	15-12	311/20.7	51-130	.392	10-28	.357	22-25	.880	26	38	64	4.3	37-0	21	33	6	17	134	8.9
<b>TOTAL FOR UVa</b>		<b>15-12</b>	<b>311/20.7</b>	<b>51-130</b>	<b>.392</b>	<b>10-28</b>	<b>.357</b>	<b>22-25</b>	<b>.880</b>	<b>26</b>	<b>38</b>	<b>64</b>	<b>4.3</b>	<b>37-0</b>	<b>21</b>	<b>33</b>	<b>6</b>	<b>17</b>	<b>134</b>	<b>8.9</b>
<b>TOTAL</b>		<b>39-12</b>	<b>629/16.1</b>	<b>87-229</b>	<b>.380</b>	<b>19-54</b>	<b>.352</b>	<b>33-49</b>	<b>.673</b>	<b>54</b>	<b>76</b>	<b>130</b>	<b>3.3</b>	<b>73-0</b>	<b>45</b>	<b>47</b>	<b>8</b>	<b>32</b>	<b>226</b>	<b>5.8</b>

## Single Game Highs

Statistic	Value	
Points	19	vs LSU 11/25/23
Rebounds	12	at Georgia Tech 01/04/24
Assists	4	vs Stanford 02/09/23, vs Fordham 12/21/23, vs Notre Dame 01/18/24
Steals	6	vs Northern Ariz. 11/10/22
Blocks	2	vs Missouri 11/30/23
FG Made	7	vs LSU 11/25/23
FG Attempts	17	vs LSU 11/25/23
3FG Made	2	4 times
3FG Attempts	5	vs LSU 11/25/23
FT Made	4	at Oregon St. 02/25/23, vs LSU 11/25/23
FT Attempts	8	at Oregon St. 02/25/23

## 2023-24 GAME-BY-GAME STATISTICS

#1 CLARK, Paris

Opponent	Date	GS	MIN	Total		3-Pointers		Free throws		Rebounds				PF				PTS		AVG	
				FG-FGA	PCT	3FG-3FGA	PCT	FT-FTA	PCT	OFF	DEF	TOT	AVG	PF	A	TO	BLK	STL	PTS		
Oklahoma	11/19/2023		07:26	0-2	.000	0-1	.000	0-0	.000	0	0	0	0.0	1	0	1	0	0	0	0.0	
vs Tulane	11/24/2023		15:02	2-4	.500	1-2	.500	0-0	.000	0	2	2	1.0	3	0	1	0	0	5	2.5	
vs LSU	11/25/2023	*	26:03	7-17	.412	1-5	.200	4-4	1.000	2	5	7	3.0	3	0	1	0	3	19	8.0	
Missouri	11/30/2023	*	29:24	6-13	.462	2-3	.667	0-0	.000	2	2	4	3.3	4	2	2	2	2	14	9.5	
at La Salle	12/03/2023	*	17:15	5-10	.500	0-3	.000	2-2	1.000	2	4	6	3.8	1	1	2	0	0	12	10.0	
Rider	12/06/2023	*	13:28	1-6	.167	0-2	.000	0-0	.000	3	1	4	3.8	0	0	2	1	0	2	8.7	
Wofford	12/16/2023	*	24:54	5-9	.556	1-3	.333	3-3	1.000	3	2	5	4.0	2	3	1	0	1	14	9.4	
Fordham	12/21/2023	*	21:20	6-10	.600	1-1	1.000	2-2	1.000	0	2	2	3.8	1	4	3	0	2	15	10.1	
NC State	12/31/2023	*	17:27	2-6	.333	2-2	1.000	1-2	.500	0	2	2	3.6	2	0	1	0	0	7	9.8	
at Georgia Tech	01/04/2024	*	33:59	5-14	.357	0-1	.000	3-4	.750	7	5	12	4.4	3	3	4	1	3	13	10.1	
Duke	01/07/2024	*	15:13	0-4	.000	0-0	.000	2-2	1.000	1	0	1	4.1	3	0	2	1	0	2	9.4	
at NC State	01/11/2024	*	18:54	3-11	.273	0-1	.000	0-0	.000	3	3	6	4.3	4	0	2	0	2	6	9.1	
at North Carolina	01/14/2024	*	24:47	1-8	.125	0-0	.000	2-2	1.000	1	1	2	4.1	4	1	1	0	1	4	8.7	
Notre Dame	01/18/2024		27:22	6-11	.545	2-3	.667	2-2	1.000	0	7	7	4.3	4	4	4	1	3	16	9.2	
at Florida St.	01/21/2024	*	18:00	2-5	.400	0-1	.000	1-2	.500	2	2	4	4.3	2	3	6	0	0	5	8.9	
<b>Totals</b>			<b>12</b>	<b>310:34</b>	<b>51-130</b>	<b>.392</b>	<b>10-28</b>	<b>.357</b>	<b>22-25</b>	<b>.880</b>	<b>26</b>	<b>38</b>	<b>64</b>	<b>4.3</b>	<b>37</b>	<b>21</b>	<b>33</b>	<b>6</b>	<b>17</b>	<b>134</b>	<b>8.9</b>

## Player Averages

Games Played	Minutes/game	Points/game	FG Pct	3FG Pct	FT Pct	Rebounds/game	Assists/game	Turnovers/game	Assist/Turnover ratio	Steals/game	Blocks/game
15	20.7	8.9	39.2	35.7	88.0	4.3	1.4	2.2	0.6	1.1	0.4





# 4 Jillian Brown

Junior • Guard • 5-10

Grand Rapids, Mich. • East Grand Rapids HS • Northwestern

## 2023-24

- Tied her career best of four steals along with 12 points and eight rebounds at La Salle (12/3)
- Recorded first career double-double (14 pts, 13 rebounds) in 76-52 season-opening win over UMES (Nov. 8).

## At Northwestern (2021-23)

- Appeared in 57 games with 34 starts, including starting 25 of 27 contests her freshman season
- Averaged 8.0 points, 3.8 rebounds and 2.0 assists per game her freshman season with two 17-point games
- Averaged 6.6 points, 3.4 rebounds and 1.0 assists per game her sophomore season
- Turned in a career performance in the win over No. 4 Michigan, scoring a team-high 18 points while adding eight rebounds, three steals, two blocks and two assists (2/13/22)

## High School

- Ranked the No. 44 overall recruit in her class by Prospects Nation, No. 50 by ESPN
- 2021 Jersey Mike's Naismith National High School Girls Trophy Watch List
- Averaged 22.4 points, 8 rebounds, 4.2 assists and 3 steals per game during her junior season at East Grand Rapids High, while shooting 35.0 percent from 3FG

## CAREER STATISTICS

BROWN, Jillian

SEASON	TEAM	GP-GS	MIN/AVG	Field Goals			3-Point		F-Throws		Rebounds				Scoring					
				FG-FGA	FG%	3FG-3FGA	3FG%	FT-FTA	FT%	OFF	DEF	TOT	AVG	PF-FO	A	TO	BLK	STL	PTS	AVG
2021-22	NU	27-25	799/29.6	75-225	.333	33-123	.268	32-44	.727	22	80	102	3.8	63-1	53	56	12	23	215	8.0
2022-23	NU	30-9	642/21.4	64-221	.290	20-101	.198	50-59	.847	30	72	102	3.4	62-1	30	50	10	30	198	6.6
2023-24	UVa	16-6	313/19.5	34-104	.327	5-27	.185	33-39	.846	30	66	96	6.0	29-0	29	21	10	12	106	6.6
<b>TOTAL FOR UVa</b>		<b>16-6</b>	<b>313/19.5</b>	<b>34-104</b>	<b>.327</b>	<b>5-27</b>	<b>.185</b>	<b>33-39</b>	<b>.846</b>	<b>30</b>	<b>66</b>	<b>96</b>	<b>6.0</b>	<b>29-0</b>	<b>29</b>	<b>21</b>	<b>10</b>	<b>12</b>	<b>106</b>	<b>6.6</b>
<b>TOTAL</b>		<b>73-40</b>	<b>1753/24.0</b>	<b>173-550</b>	<b>.315</b>	<b>58-251</b>	<b>.231</b>	<b>115-142</b>	<b>.810</b>	<b>82</b>	<b>218</b>	<b>300</b>	<b>4.1</b>	<b>154-2</b>	<b>112</b>	<b>127</b>	<b>32</b>	<b>65</b>	<b>519</b>	<b>7.1</b>

## Single Game Highs

Statistic	Value	
Points	18	vs Michigan 02/13/22
Rebounds	13	vs UMES 11/08/23
Assists	7	vs South Dakota 11/25/21
Steals	4	at Michigan 12/04/22, at La Salle 12/03/23
Blocks	3	vs UMES 11/08/23
FG Made	7	vs Michigan 02/13/22, at DePaul 11/21/21, vs William & Mary 11/15/23
FG Attempts	18	at DePaul 11/21/21
3FG Made	4	vs Valparaiso 11/27/22
3FG Attempts	9	vs Valparaiso 11/27/22
FT Made	8	vs Ohio St. 12/28/22
FT Attempts	8	at Penn St. 02/06/22, vs Ohio St. 12/28/22

## 2023-24 GAME-BY-GAME STATISTICS

#4 BROWN, Jillian

Opponent	Date	GS	MIN	Total		3-Pointers		Free throws		Rebounds				PF	A	TO	BLK	STL	PTS	AVG	
				FG-FGA	PCT	3FG-3FGA	PCT	FT-FTA	PCT	OFF	DEF	TOT	AVG								
UMES	11/08/2023	*	30:28	4-10	.400	1-5	.200	5-5	1.000	1	12	13	13.0	3	1	3	3	1	14	14.0	
Campbell	11/12/2023	*	28:15	3-12	.250	0-4	.000	6-6	1.000	2	5	7	10.0	2	2	0	1	1	12	13.0	
William & Mary	11/15/2023	*	26:32	7-13	.538	1-2	.500	2-2	1.000	1	6	7	9.0	2	2	1	0	1	17	14.3	
Oklahoma	11/19/2023	*	18:09	0-6	.000	0-3	.000	0-0	.000	1	8	9	9.0	1	2	2	0	0	0	10.8	
vs Tulane	11/24/2023	*	14:29	2-7	.286	0-1	.000	1-1	1.000	2	1	3	7.8	1	2	1	0	1	5	9.6	
vs LSU	11/25/2023		18:48	2-3	.667	0-0	.000	1-2	.500	4	3	7	7.7	1	3	2	1	1	5	8.8	
Missouri	11/30/2023		16:48	0-4	.000	0-2	.000	5-6	.833	0	2	2	6.9	2	3	0	1	0	5	8.3	
at La Salle	12/03/2023		20:11	5-10	.500	0-3	.000	2-2	1.000	4	4	8	7.0	2	3	1	0	4	12	8.8	
Rider	12/06/2023		19:22	3-9	.333	0-1	.000	2-5	.400	6	5	11	7.4	1	3	1	0	2	8	8.7	
Wofford	12/16/2023		11:23	0-4	.000	0-2	.000	2-2	1.000	0	3	3	7.0	2	1	3	0	0	2	8.0	
Fordham	12/21/2023		11:20	0-3	.000	0-0	.000	0-0	.000	0	3	3	6.6	0	2	2	0	0	0	7.3	
NC State	12/31/2023		16:31	0-2	.000	0-0	.000	0-0	.000	4	2	6	6.6	1	0	1	1	0	0	6.7	
at Georgia Tech	01/04/2024		22:50	2-7	.286	0-1	.000	1-2	.500	2	2	4	6.4	1	1	2	1	1	5	6.5	
Duke	01/07/2024	*	27:56	1-6	.167	1-1	1.000	2-2	1.000	0	5	5	6.3	4	3	0	1	0	5	6.4	
Notre Dame	01/18/2024		08:57	1-2	.500	0-0	.000	4-4	1.000	1	1	2	6.0	3	1	0	0	0	6	6.4	
at Florida St.	01/21/2024		20:38	4-6	.667	2-2	1.000	0-0	.000	2	4	6	6.0	3	0	2	1	0	10	6.6	
<b>Totals</b>			<b>6</b>	<b>312:37</b>	<b>34-104</b>	<b>.327</b>	<b>5-27</b>	<b>.185</b>	<b>33-39</b>	<b>.846</b>	<b>30</b>	<b>66</b>	<b>96</b>	<b>6.0</b>	<b>29</b>	<b>29</b>	<b>21</b>	<b>10</b>	<b>12</b>	<b>106</b>	<b>6.6</b>

## Player Averages

Games Played	Minutes/game	Points/game	FG Pct	3FG Pct	FT Pct	Rebounds/game	Assists/game	Turnovers/game	Assist/Turnover ratio	Steals/game	Blocks/game
16	19.5	6.6	32.7	18.5	84.6	6.0	1.8	1.3	1.4	0.8	0.6



# 5 Yonta Vaughn

Sophomore • Guard • 5-8  
District Heights, Md. • Bishop McNamara HS

## 2023-24

- Scored a career-high 14 points in 81-59 win over Tulane (11/24)

## 2022-23

- All-ACC Academic Team
- Appeared in 28 games with seven starts, averaging 3.4 points and 2.3 rebounds per game
- 1.88 assist-to-turnover ratio with 79 assists to 42 turnovers
- Made her collegiate debut in the season-opener, grabbing six rebounds with four assists in 18 minutes (11/7)
- Had her first double-digit scoring game in her second outing, putting up 10 in the win against UMBC (11/10)
- Made her first collegiate start at Notre Dame, scoring five points with four assists (1/22)
- Dished eight assists at Syracuse, the most by a Cavalier in a single game this season (1/26)
- ACC Academic Honor Roll

## Background

- Four-year starting point guard for nationally-ranked Bishop McNamara High School
- No. 72 in the ESPN HoopGurlz rankings and No. 15 point guard
- McDonald's All-American nominee
- 2021-22 All-WCAC Second Team

## CAREER STATISTICS

VAUGHN, Yonta

		Field Goals		3-Point		F-Throws		Rebounds				Scoring								
SEASON	TEAM	GP-GS	MIN/AVG	FG-FGA	FG%	3FG-3FGA	3FG%	FT-FTA	FT%	OFF	DEF	TOT	AVG	PF-FO	A	TO	BLK	STL	PTS	AVG
2022-23	UVa	28-7	521/18.6	35-132	.265	17-69	.246	8-11	.727	8	55	63	2.3	25-0	79	42	8	17	95	3.4
2023-24	UVa	15-0	285/19.0	26-83	.313	11-42	.262	3-7	.429	2	33	35	2.3	14-0	56	23	1	10	66	4.4
<b>TOTAL</b>		<b>43-7</b>	<b>806/18.7</b>	<b>61-215</b>	<b>.284</b>	<b>28-111</b>	<b>.252</b>	<b>11-18</b>	<b>.611</b>	<b>10</b>	<b>88</b>	<b>98</b>	<b>2.3</b>	<b>39-0</b>	<b>135</b>	<b>65</b>	<b>9</b>	<b>27</b>	<b>161</b>	<b>3.7</b>

## Single Game Highs

Statistic	Value	
Points	14	vs Tulane 11/24/23
Rebounds	7	at Pittsburgh 02/05/23, vs Louisville 02/09/23
Assists	8	at Syracuse 01/26/23, vs UMES 11/08/23
Steals	2	6 times
Blocks	2	vs George Washington 11/07/22, vs Florida St. 01/19/23, at Syracuse 01/26/23
FG Made	5	vs Tulane 11/24/23, vs LSU 11/25/23
FG Attempts	11	vs Florida St. 01/19/23, vs Tulane 11/24/23
3FG Made	4	vs Tulane 11/24/23
3FG Attempts	8	vs Tulane 11/24/23
FT Made	4	vs Boston College 01/15/23
FT Attempts	4	vs Boston College 01/15/23, vs NC State 02/12/23

## 2023-24 GAME-BY-GAME STATISTICS

### #5 VAUGHN, Yonta

Opponent	Date	GS	MIN	Total		3-Pointers		Free throws		Rebounds				PF	A	TO	BLK	STL	PTS	AVG
				FG-FGA	PCT	3FG-3FGA	PCT	FT-FTA	PCT	OFF	DEF	TOT	AVG							
UMES	11/08/2023		30:28	2-6	.333	1-3	.333	0-2	.000	1	3	4	4.0	0	8	1	1	2	5	5.0
Campbell	11/12/2023		18:24	1-3	.333	0-2	.000	0-0	.000	0	3	3	3.5	0	4	2	0	0	2	3.5
William & Mary	11/15/2023		21:46	2-5	.400	0-2	.000	0-0	.000	0	4	4	3.7	4	3	2	0	1	4	3.7
Oklahoma	11/19/2023		10:16	0-5	.000	0-2	.000	0-0	.000	0	0	0	2.8	0	0	2	0	0	0	2.8
vs Tulane	11/24/2023		24:36	5-11	.455	4-8	.500	0-0	.000	1	4	5	3.2	1	4	1	0	0	14	5.0
vs LSU	11/25/2023		23:41	5-8	.625	3-4	.750	0-1	.000	0	1	1	2.8	0	7	1	0	0	13	6.3
Missouri	11/30/2023		13:50	0-3	.000	0-1	.000	0-0	.000	0	0	0	2.4	0	3	0	0	1	0	5.4
at La Salle	12/03/2023		20:12	2-4	.500	0-0	.000	0-0	.000	0	5	5	2.8	1	6	4	0	0	4	5.3
Rider	12/06/2023		20:11	1-3	.333	1-3	.333	0-0	.000	0	3	3	2.8	1	3	0	0	2	3	5.0
NC State	12/31/2023		06:44	0-4	.000	0-3	.000	0-0	.000	0	1	1	2.6	0	1	1	0	0	0	4.5
at Georgia Tech	01/04/2024		16:35	1-6	.167	0-3	.000	0-0	.000	0	2	2	2.5	3	3	1	0	1	2	4.3
Duke	01/07/2024		30:22	2-8	.250	0-3	.000	1-2	.500	0	4	4	2.7	2	6	5	0	1	5	4.3
at NC State	01/11/2024		17:47	3-8	.375	1-4	.250	0-0	.000	0	2	2	2.6	1	2	0	0	2	7	4.5
at North Carolina	01/14/2024		23:35	1-6	.167	1-3	.333	0-0	.000	0	1	1	2.5	0	3	3	0	0	3	4.4
Notre Dame	01/18/2024		07:03	1-3	.333	0-1	.000	2-2	1.000	0	0	0	2.3	1	3	0	0	0	4	4.4
<b>Totals</b>		<b>0</b>	<b>285:29</b>	<b>26-83</b>	<b>.313</b>	<b>11-42</b>	<b>.262</b>	<b>3-7</b>	<b>.429</b>	<b>2</b>	<b>33</b>	<b>35</b>	<b>2.3</b>	<b>14</b>	<b>56</b>	<b>23</b>	<b>1</b>	<b>10</b>	<b>66</b>	<b>4.4</b>

## Player Averages

Games Played	Minutes/game	Points/game	FG Pct	3FG Pct	FT Pct	Rebounds/game	Assists/game	Turnovers/game	Assist/Turnover ratio	Steals/game	Blocks/game
15	19.0	4.4	31.3	26.2	42.9	2.3	3.7	1.5	2.4	0.7	0.1



# 10 Mir McLean

Senior • Guard/Forward • 5-11

Baltimore, Md. • Roland Park County School • UConn

## 2022-23

- All-ACC Academic Team
- After missing the opener with an injury, made her season debut against UMBC, scoring 13 points, on 5-of-6 shooting, with eight rebounds (11/10)
- Logged her third career double-double at American with 11 points and 11 rebounds (11/20)
- Had a double-double of 11 points and a career-high 15 rebounds against Minnesota, giving her two double-doubles in three games (11/26)
- Followed the Minnesota game with her third double-double of the season with 11 points and 14 rebounds against ECU (11/27)
- Had her third-straight double-double (fourth in five games) at Penn State, scoring a career-high 24 points with 13 rebounds, while also dishing five assists (11/30)
- Had a double-double by halftime of the win at William & Mary (18 & 13), finishing the game with 22 points and a career-high 17 rebounds (12/7)
- Suffered a season-ending knee injury in the NC State game (1/8). She had grabbed 11 rebounds in the contest before leaving the game in the third quarter. She was ranked third in the ACC and 34th in the nation with 9.6 rebounds per game and led the ACC and is 22nd in the nation in offensive rebounds per game at 3.9 when her season ended. She ranked second on the team in scoring, averaging 12.2 points per game. She had a team-best five double-doubles this season

## Background

- Four-year starting point guard for nationally-ranked Bishop McNamara High School
- No. 72 in the ESPN HoopGurlz rankings and No. 15 point guard
- Ranked as the No. 49 recruit by Collegiate Girls Basketball and No. 66 by All-Star Girls Report
- McDonald's All-American nominee
- Two-time Washington Post All-Met honorable mention
- 2021-22 All-WCAC Second Team

## 2023-24 GAME-BY-GAME STATISTICS

## CAREER STATISTICS

### MCLEAN, Mir

SEASON	TEAM	GP-GS	MIN/AVG	Field Goals		3-Point		F-Throws		Rebounds				Scoring						
				FG-FGA	FG%	3FG-3FGA	3FG%	FT-FTA	FT%	OFF	DEF	TOT	AVG	PF-FO	A	TO	BLK	STL	PTS	AVG
2020-21	UConn	24-0	171/7.1	26-56	.464	1-3	.333	15-20	.750	25	26	51	2.1	25-0	11	13	6	6	68	2.8
2021-22	UConn	14-9	314/22.4	45-104	.433	1-7	.143	34-50	.680	43	50	93	6.6	42-2	7	29	13	17	125	8.9
2022-23	UVa	15-13	345/23.0	66-115	.574	2-4	.500	49-75	.653	58	86	144	9.6	43-4	23	31	9	26	183	12.2
<b>TOTAL FOR UVa</b>		<b>26-22</b>	<b>651/25.0</b>	<b>111-218</b>	<b>.509</b>	<b>3-11</b>	<b>.273</b>	<b>83-123</b>	<b>.675</b>	<b>100</b>	<b>135</b>	<b>235</b>	<b>9.0</b>	<b>85-6</b>	<b>30</b>	<b>60</b>	<b>22</b>	<b>43</b>	<b>308</b>	<b>11.8</b>
<b>TOTAL</b>		<b>53-22</b>	<b>830/15.7</b>	<b>137-275</b>	<b>.498</b>	<b>4-14</b>	<b>.286</b>	<b>98-145</b>	<b>.676</b>	<b>126</b>	<b>162</b>	<b>288</b>	<b>5.4</b>	<b>110-6</b>	<b>41</b>	<b>73</b>	<b>28</b>	<b>49</b>	<b>376</b>	<b>7.1</b>

### Single Game Highs

Statistic	Value	
Points	24	at Penn St. 11/30/22
Rebounds	17	at William & Mary 12/07/22
Assists	5	at Penn St. 11/30/22
Steals	5	vs Wake Forest 11/13/22
Blocks	3	vs Virginia Tech 01/27/22, vs Duke 02/17/22
FG Made	8	vs Syracuse 02/08/22
FG Attempts	12	vs Syracuse 02/08/22, at Wake Forest 02/13/22
3FG Made	1	4 times
3FG Attempts	2	vs Miami (FL) 02/15/22, vs Virginia Tech 01/27/22, at American 11/20/22
FT Made	9	at Penn St. 11/30/22
FT Attempts	11	at Penn St. 11/30/22, at William & Mary 12/07/22



# 12 Edessa Noyan

Freshman • Forward • 6-3  
Södertälje, Sweden • Täljegymnasiet

## 2023-24

- Tied her season high of eight points in UVA's 91-87 road win over then-No. 15 Florida State (1/21)
- Scored a season-high eight points against Rider (12/6)
- Pulled down a season-high eight rebounds against Campbell (11/12)

## Background

- Named to the U20 Swedish Junior National Team roster for the 2023 Nordic Championships and the U20 European Championships
- Helped the Swedish U 18 Junior National Team win the 2022 Nordic Championships, averaging 18.8 points per game while also pacing the squad in rebounding during their run
- Represented her country in Division A of the 2022 U18 European Championships
- Played on the Sodertälje Club Team, one of the best teams in Sweden's top division

## CAREER STATISTICS

### NOYAN, Edessa

SEASON TEAM	GP-GS	MIN/AVG	Field Goals		3-Point		F-Throws		Rebounds				Scoring						
			FG-FGA	FG%	3FG-3FGA	3FG%	FT-FTA	FT%	OFF	DEF	TOT	AVG	PF-FO	A	TO	BLK	STL	PTS	AVG
2023-24   UVA	14-1	135/9.7	10-23	.435	2-3	.667	6-8	.750	11	27	38	2.7	21-1	4	10	7	5	28	2.0
<b>TOTAL</b>	<b>14-1</b>	<b>135/9.7</b>	<b>10-23</b>	<b>.435</b>	<b>2-3</b>	<b>.667</b>	<b>6-8</b>	<b>.750</b>	<b>11</b>	<b>27</b>	<b>38</b>	<b>2.7</b>	<b>21-1</b>	<b>4</b>	<b>10</b>	<b>7</b>	<b>5</b>	<b>28</b>	<b>2.0</b>

### Single Game Highs

Statistic	Value	
Points	8	vs Rider 12/06/23, at Florida St. 01/21/24
Rebounds	8	vs Campbell 11/12/23
Assists	2	vs William & Mary 11/15/23
Steals	2	vs Rider 12/06/23
Blocks	2	vs Notre Dame 01/18/24
FG Made	3	vs Rider 12/06/23
FG Attempts	7	vs Rider 12/06/23
3FG Made	1	vs UMES 11/08/23, vs Rider 12/06/23
3FG Attempts	2	vs Rider 12/06/23
FT Made	4	at Florida St. 01/21/24
FT Attempts	4	at Florida St. 01/21/24

## 2023-24 GAME-BY-GAME STATISTICS

### #12 NOYAN, Edessa

Opponent	Date	GS	MIN	Total		3-Pointers		Free throws		Rebounds				PF	A	TO	BLK	STL	PTS	AVG
				FG-FGA	PCT	3FG-3FGA	PCT	FT-FTA	PCT	OFF	DEF	TOT	AVG							
UMES	11/08/2023	*	15:05	2-2	1.000	1-1	1.000	0-0	.000	3	3	6	6.0	3	1	2	0	1	5	5.0
Campbell	11/12/2023		13:00	1-3	.333	0-0	.000	0-0	.000	2	6	8	7.0	2	0	2	0	1	2	3.5
William & Mary	11/15/2023		14:20	0-1	.000	0-0	.000	1-2	.500	1	4	5	6.3	0	2	1	1	0	1	2.7
Oklahoma	11/19/2023		04:16	0-1	.000	0-0	.000	0-0	.000	0	1	1	5.0	0	0	1	1	0	0	2.0
vs Tulane	11/24/2023		10:02	0-1	.000	0-0	.000	0-0	.000	0	1	1	4.2	1	0	0	0	0	0	1.6
vs LSU	11/25/2023		05:38	0-1	.000	0-0	.000	0-0	.000	0	1	1	3.7	2	0	2	0	0	0	1.3
Missouri	11/30/2023		05:53	0-1	.000	0-0	.000	0-0	.000	0	3	3	3.6	3	0	0	1	0	0	1.1
at La Salle	12/03/2023		04:02	1-2	.500	0-0	.000	0-0	.000	0	0	0	3.1	0	0	0	0	0	2	1.3
Rider	12/06/2023		15:10	3-7	.429	1-2	.500	1-2	.500	4	2	6	3.4	1	0	1	1	2	8	2.0
Duke	01/07/2024		04:08	0-0	.000	0-0	.000	0-0	.000	0	1	1	3.2	0	0	0	0	0	0	1.8
at NC State	01/11/2024		01:43	0-0	.000	0-0	.000	0-0	.000	0	0	0	2.9	0	0	0	0	0	0	1.6
at North Carolina	01/14/2024		04:50	0-0	.000	0-0	.000	0-0	.000	1	1	2	2.8	2	1	0	0	0	0	1.5
Notre Dame	01/18/2024		12:03	1-2	.500	0-0	.000	0-0	.000	0	0	0	2.6	2	0	0	2	0	2	1.5
at Florida St.	01/21/2024		25:05	2-2	1.000	0-0	.000	4-4	1.000	0	4	4	2.7	5	0	1	1	1	8	2.0
<b>Totals</b>		<b>1</b>	<b>135:15</b>	<b>10-23</b>	<b>.435</b>	<b>2-3</b>	<b>.667</b>	<b>6-8</b>	<b>.750</b>	<b>11</b>	<b>27</b>	<b>38</b>	<b>2.7</b>	<b>21</b>	<b>4</b>	<b>10</b>	<b>7</b>	<b>5</b>	<b>28</b>	<b>2.0</b>

### Player Averages

Games Played	Minutes/game	Points/game	FG Pct	3FG Pct	FT Pct	Rebounds/game	Assists/game	Turnovers/game	Assist/Turnover ratio	Steals/game	Blocks/game
14	9.7	2.0	43.5	66.7	75.0	2.7	0.3	0.7	0.4	0.4	0.5



# 14 Kaydan Lawson

Senior • Guard • 6-0  
Cleveland, Ohio • Orange HS

## 2022-23

- All-ACC Academic Team
- Appeared in 28 games with 18 starts
- Averaged 5.6 points and 4.5 rebounds per game. Had 30 steals with 15 blocked shots
- Scored a career-high 18 points in the opener against GW, passing her previous high of 14 against BC last season (11/7)
- 5-of-8 shooting for 15 points in the win against Wake Forest (11/13)
- Grabbed a career-high 15 rebounds against Boston College, also logging her first career double-double with 11 points (1/15)
- ACC Academic Honor Roll

## 2021-22

- Appeared in 26 of 27 games, missing the season-opener at JMU
- Averaged 4.3 points per game with 4.4 rebounds
- Had a team-high nine rebounds against USC, her first time leading the team in rebounds (11/14)
- Scored 10 points in the Richmond game, her first double-digit scoring game of the year (11/29)
- Led the team in rebounding at George Washington while also logging her second double-digit scoring game with 10 points (12/5)
- Made her first career start at Georgia Tech (1/9)
- Grabbed a career-high 14 rebounds at North Carolina (1/20), the highest single-game effort by a Cavalier this season
- Scored a team-high 10 points in the next game at Duke (1/23)
- Scored a career-high 14 points at Boston College (2/3)

## 2023-24 GAME-BY-GAME STATISTICS

### #14 LAWSON, Kaydan

Opponent	Date	GS	MIN	Total		3-Pointers		Free throws		Rebounds				PF		A		TO		BLK		STL		PTS		AVG	
				FG	FGA	PCT	3FG	3FGA	PCT	FT	FTA	PCT	OFF	DEF	TOT	AVG	PF	A	TO	BLK	STL	PTS	AVG				
Oklahoma	11/19/2023		15:30	2-4	.500	1-3	.333	1-2	.500	1	3	4	4.0	3	1	0	0	2	6	6.0							
vs Tulane	11/24/2023		16:33	0-3	.000	0-1	.000	0-0	.000	1	3	4	4.0	4	0	0	0	0	0	3.0							
vs LSU	11/25/2023		01:38	0-0	.000	0-0	.000	0-0	.000	0	0	0	2.7	0	0	0	0	0	2.0								
at La Salle	12/03/2023		11:10	3-6	.500	1-3	.333	0-0	.000	2	1	3	2.8	0	1	0	0	7	3.3								
Rider	12/06/2023		12:06	1-3	.333	1-2	.500	0-2	.000	1	2	3	2.8	1	0	0	0	3	3.2								
Wofford	12/16/2023		15:42	2-5	.400	0-2	.000	0-0	.000	2	4	6	3.3	0	1	4	0	2	4	3.3							
Fordham	12/21/2023		15:23	2-4	.500	2-4	.500	0-0	.000	0	4	4	3.4	3	3	1	0	0	6	3.7							
NC State	12/31/2023		12:22	0-1	.000	0-1	.000	1-2	.500	0	1	1	3.1	0	1	0	0	0	1	3.4							
at Georgia Tech	01/04/2024		08:59	0-0	.000	0-0	.000	4-4	1.000	3	1	4	3.2	1	0	0	0	0	4	3.4							
Duke	01/07/2024		06:45	0-0	.000	0-0	.000	0-0	.000	0	0	0	2.9	1	0	0	0	0	3.1								
at NC State	01/11/2024		12:46	1-2	.500	0-1	.000	2-2	1.000	1	1	2	2.8	1	0	0	0	1	4	3.2							
at North Carolina	01/14/2024		05:51	0-0	.000	0-0	.000	0-0	.000	0	0	0	2.6	2	0	0	0	0	2.9								
Notre Dame	01/18/2024		10:18	1-3	.333	0-1	.000	0-0	.000	1	2	3	2.6	2	0	1	1	1	2	2.8							
at Florida St.	01/21/2024		07:44	0-1	.000	0-1	.000	0-0	.000	0	1	1	2.5	1	0	0	1	0	2.6								
<b>Totals</b>		<b>0</b>	<b>152:47</b>	<b>12-32</b>	<b>.375</b>	<b>5-19</b>	<b>.263</b>	<b>8-12</b>	<b>.667</b>	<b>12</b>	<b>23</b>	<b>35</b>	<b>2.5</b>	<b>19</b>	<b>7</b>	<b>7</b>	<b>2</b>	<b>6</b>	<b>37</b>	<b>2.6</b>							

### Player Averages

Games Played	Minutes/game	Points/game	FG Pct	3FG Pct	FT Pct	Rebounds/game	Assists/game	Turnovers/game	Assist/Turnover ratio	Steals/game	Blocks/game
14	10.9	2.6	37.5	26.3	66.7	2.5	0.5	0.5	1.0	0.4	0.1

## CAREER STATISTICS

### LAWSON, Kaydan

SEASON	TEAM	GP-GS	MIN	Field Goals			3-Point		F-Throws		Rebounds				Scoring						
				FG	FGA	FG%	3FG	3FGA	3FG%	FT	FTA	FT%	OFF	DEF	TOT	AVG	PF	FO	A	TO	BLK
2020-21	UVa	5-1	125	24.9	14-42	.333	3-9	.333	14-18	.778	6	10	16	3.2	14-0	11	19	4	7	45	9.0
2021-22	UVa	26-1	522	20.1	41-146	.281	9-59	.153	20-38	.526	35	79	114	4.4	66-3	43	46	10	21	111	4.3
2022-23	UVa	28-18	623	22.3	51-165	.309	24-88	.273	30-44	.682	38	89	127	4.5	73-2	39	50	15	30	156	5.6
2023-24	UVa	14-0	153	10.9	12-32	.375	5-19	.263	8-12	.667	12	23	35	2.5	19-0	7	7	2	6	37	2.6
<b>TOTAL</b>		<b>73-20</b>	<b>1422</b>	<b>19.5</b>	<b>118-385</b>	<b>.306</b>	<b>41-175</b>	<b>.234</b>	<b>72-112</b>	<b>.643</b>	<b>91</b>	<b>201</b>	<b>292</b>	<b>4.0</b>	<b>172-5</b>	<b>100</b>	<b>122</b>	<b>31</b>	<b>64</b>	<b>349</b>	<b>4.8</b>

### Single Game Highs

Statistic	Value	
Points	18	vs George Washington 11/07/22
Rebounds	15	vs Boston College 01/15/23
Assists	5	vs Syracuse 02/08/22, vs North Carolina 01/12/23
Steals	4	vs Duke 02/19/23
Blocks	2	6 times
FG Made	7	vs George Washington 11/07/22
FG Attempts	15	at Duke 01/23/22
3FG Made	4	vs George Washington 11/07/22
3FG Attempts	8	vs Duke 02/19/23
FT Made	5	vs East Carolina 11/29/20, vs Clemson 12/10/20, vs Campbell 11/23/22
FT Attempts	7	vs Campbell 11/23/22



# 20 Camryn Taylor

Fifth Year • Forward • 6-2  
Peoria, Ill. • Richwoods HS • Marquette

## 2023-24

- Registered a double-double with 11 points and 10 rebounds in UVA's 91-87 road win at then-No. 15 Florida State
- Recorded her 10th career double-double with 17 points and a career-high 15 rebounds against No. 3 NC State (12/31)
- Finished with 18 points and 13 rebounds in UVA's win over Rider (12/6)
- Her 13 rebounds against the Broncs also tied her career high
- Finished a career-best 10-for-10 at the free throw at La Salle (12/3)
- Recorded her 12th career 20-point game with 22 points in UVA's 76-52 win over UMES (11/8)
- Also made a career-high eight free throws on nine attempts against the Hawks

## 2022-23

- All-ACC Second Team
- Started all 30 games, leading the team in scoring (13.9 ppg) and rebounding (6.3 rpg)
- Finished 10th in the ACC in points per game
- Finished seventh in the ACC in field goal shooting percentage (45.9 percent) and 10th in field goal percentage (74.5 percent)
- Logged 21 games scoring in double figures, including with two 20-point performances and two double-doubles
- Team's leading scorer in 14 of 30 games with seven times being the top rebounder
- Scored in double figures in each of the first four games of the season and six of the first seven

## 2023-24 GAME-BY-GAME STATISTICS

### #20 TAYLOR, Camryn

Opponent	Date	GS	MIN	Total		3-Pointers		Free throws		Rebounds				PF	A	TO	BLK	STL	PTS	AVG	
				FG-FGA	PCT	3FG-3FGA	PCT	FT-FTA	PCT	OFF	DEF	TOT	AVG								
UMES	11/08/2023	*	31:03	7-15	.467	0-3	.000	8-9	.889	7	2	9	9.0	3	1	5	0	1	22	22.0	
Campbell	11/12/2023	*	27:45	5-12	.417	0-0	.000	6-6	1.000	1	2	3	6.0	3	0	2	4	2	16	19.0	
William & Mary	11/15/2023	*	23:40	4-12	.333	0-0	.000	4-5	.800	3	4	7	6.3	3	1	2	2	1	12	16.7	
Oklahoma	11/19/2023	*	24:07	6-12	.500	0-0	.000	5-5	1.000	5	1	6	6.3	4	1	2	1	2	17	16.8	
vs Tulane	11/24/2023	*	17:10	4-6	.667	0-0	.000	0-0	.000	1	2	3	5.6	2	0	0	1	1	8	15.0	
vs LSU	11/25/2023	*	20:50	1-9	.111	0-0	.000	2-2	1.000	2	2	4	5.3	3	0	1	2	1	4	13.2	
Missouri	11/30/2023	*	39:12	10-19	.526	0-0	.000	6-7	.857	4	5	9	5.9	3	1	1	1	0	26	15.0	
at La Salle	12/03/2023	*	21:35	0-5	.000	0-0	.000	10-10	1.000	2	3	5	5.8	4	2	0	0	1	10	14.4	
Rider	12/06/2023	*	27:18	7-11	.636	0-0	.000	4-4	1.000	7	6	13	6.6	2	0	3	0	1	18	14.8	
Wofford	12/16/2023	*	16:17	6-9	.667	0-0	.000	1-2	.500	3	1	4	6.3	3	0	1	0	0	13	14.6	
Fordham	12/21/2023	*	26:13	4-9	.444	0-0	.000	2-3	.667	4	4	8	6.5	4	2	3	2	0	10	14.2	
NC State	12/31/2023	*	31:02	7-16	.438	2-2	1.000	1-2	.500	4	11	15	7.2	4	1	3	0	0	17	14.4	
at Georgia Tech	01/04/2024	*	32:29	7-12	.583	1-1	1.000	4-4	1.000	0	4	4	6.9	4	0	2	1	2	19	14.8	
Duke	01/07/2024	*	21:57	5-10	.500	0-1	.000	7-9	.778	2	0	2	6.6	5	0	0	0	0	17	14.9	
at NC State	01/11/2024	*	27:56	9-16	.563	2-2	1.000	2-4	.500	3	3	6	6.5	5	0	3	2	0	22	15.4	
at North Carolina	01/14/2024	*	26:13	5-15	.333	2-3	.667	4-4	1.000	3	4	7	6.6	4	0	2	0	1	16	15.4	
Notre Dame	01/18/2024	*	14:27	2-7	.286	0-2	.000	2-2	1.000	1	2	3	6.4	5	0	2	1	0	6	14.9	
at Florida St.	01/21/2024	*	16:29	5-10	.500	1-1	1.000	0-0	.000	3	7	10	6.6	5	0	1	1	0	11	14.7	
<b>Totals</b>			<b>17</b>	<b>445:42</b>	<b>94-205</b>	<b>.459</b>	<b>8-15</b>	<b>.533</b>	<b>68-78</b>	<b>.872</b>	<b>55</b>	<b>63</b>	<b>118</b>	<b>6.6</b>	<b>66</b>	<b>9</b>	<b>33</b>	<b>18</b>	<b>13</b>	<b>264</b>	<b>14.7</b>

## Player Averages

Games Played	Minutes/game	Points/game	FG Pct	3FG Pct	FT Pct	Rebounds/game	Assists/game	Turnovers/game	Assist/Turnover ratio	Steals/game	Blocks/game
18	24.8	14.7	45.9	53.3	87.2	6.6	0.5	1.8	0.3	0.7	1.0

## CAREER STATISTICS

### TAYLOR, Camryn

SEASON	TEAM	GP-GS	MIN/AVG	Field Goals		3-Point		F-Throws		Rebounds				Scoring						
				FG-FGA	FG%	3FG-3FGA	3FG%	FT-FTA	FT%	OFF	DEF	TOT	AVG	PF-FO	A	TO	BLK	STL	PTS	AVG
2019-20	Marq	31-0	506/16.3	114-214	.533	0-0	.000	59-94	.628	47	71	118	3.8	74-1	22	40	17	12	287	9.3
2020-21	Marq	26-26	640/24.6	128-248	.516	0-3	.000	55-82	.671	74	105	179	6.9	85-3	44	53	10	15	311	12.0
2021-22	UVa	12-12	326/27.2	60-149	.403	2-11	.182	32-43	.744	25	48	73	6.1	38-2	14	34	5	15	154	12.8
2022-23	UVa	30-30	748/24.9	168-366	.459	3-18	.167	79-106	.745	75	110	185	6.2	105-6	21	71	23	34	418	13.9
2023-24	UVa	18-17	446/24.8	94-205	.459	8-15	.533	68-78	.872	55	63	118	6.6	66-4	9	33	18	13	264	14.7
<b>TOTAL FOR UVa</b>		<b>60-59</b>	<b>1520/25.3</b>	<b>322-720</b>	<b>.447</b>	<b>13-44</b>	<b>.295</b>	<b>179-227</b>	<b>.789</b>	<b>155</b>	<b>221</b>	<b>376</b>	<b>6.3</b>	<b>209-12</b>	<b>44</b>	<b>138</b>	<b>46</b>	<b>62</b>	<b>836</b>	<b>13.9</b>
<b>TOTAL</b>		<b>117-85</b>	<b>2667/22.8</b>	<b>564-1182</b>	<b>.477</b>	<b>13-47</b>	<b>.277</b>	<b>293-403</b>	<b>.727</b>	<b>276</b>	<b>397</b>	<b>673</b>	<b>5.8</b>	<b>368-16</b>	<b>110</b>	<b>231</b>	<b>73</b>	<b>89</b>	<b>1434</b>	<b>12.3</b>

## Single Game Highs

Statistic	Value
Points	27 vs Milwaukee 12/02/20, at Creighton 02/01/21, at James Madison 11/09/21
Rebounds	15 vs NC State 12/31/23
Assists	5 at Butler 01/24/21
Steals	3 6 times
Blocks	4 vs Morgan St. 12/18/22, vs Campbell 11/12/23
FG Made	12 vs Milwaukee 12/02/20, at Creighton 02/01/21
FG Attempts	22 vs Minnesota 11/26/22
3FG Made	2 vs NC State 12/31/23, at NC State 01/11/24, at North Carolina 01/14/24
3FG Attempts	3 vs George Washington 11/07/22, vs UMES 11/08/23, at North Carolina 01/14/24
FT Made	10 at La Salle 12/03/23
FT Attempts	10 vs Seton Hall 01/12/20, at James Madison 11/09/21, at La Salle 12/03/23



# 21 Kymora Johnson

Freshman • Guard • 5-7

Charlottesville, Va. • St. Anne's-Belfield

## 2023-24

- Scored a season-high 35 points on 14-of-20 shooting in UVA's 91-87 win at then-No. 15 Florida State (1/21)
- Her 35 points are second most by a freshman in program history
- Scored 26 points on 10-of-13 shooting, including 6-of-7 from 3-point range, in UVA's win over Fordham (12/21)
- Also had five rebounds and seven assists against the Rams
- Tied her season high of nine assists against Wofford (12/16)
- Scored 17 points after shooting 6-for-6 from the field and 4-for-5 at the charity stripe at La Salle (12/3)
- Dished out nine assists in 81-59 win over Tulane (11/24)
- Recorded back-to-back games with 15 points against Maryland Eastern Shore (11/8) and Campbell (11/12)

## Background

- McDonald's High School All-American
- Won the three-point shooting contest at the McDonald's All-American game
- Two-time Gatorade State Player of the Year (2022-23)
- Two-time Max Preps Virginia Player of the Year (2022-23)
- Five-star recruit ranked No. 24 in the espnW HoopGurlz recruiting rankings
- Three-time VISAA Division I All-State
- Helped lead the West Virginia Thunder AAU team to a Girls' Under Armour National Championship
- Averaged 23.9 points, 8.0 rebounds, 5.6 assists and 4.4 steals per game her senior season

## CAREER STATISTICS

### JOHNSON, Kymora

SEASON TEAM	GP-GS	MIN/AVG	Field Goals		3-Point		F-Throws		Rebounds				Scoring						
			FG-FGA	FG%	3FG-3FGA	3FG%	FT-FTA	FT%	OFF	DEF	TOT	AVG	PF-FO	A	TO	BLK	STL	PTS	AVG
2023-24 UVA	18-18	516/28.7	94-237	.397	27-106	.255	27-36	.750	15	65	80	4.4	34-0	97	45	6	29	242	13.4
<b>TOTAL</b>	<b>18-18</b>	<b>516/28.7</b>	<b>94-237</b>	<b>.397</b>	<b>27-106</b>	<b>.255</b>	<b>27-36</b>	<b>.750</b>	<b>15</b>	<b>65</b>	<b>80</b>	<b>4.4</b>	<b>34-0</b>	<b>97</b>	<b>45</b>	<b>6</b>	<b>29</b>	<b>242</b>	<b>13.4</b>

### Single Game Highs

Statistic	Value	
Points	35	at Florida St. 01/21/24
Rebounds	8	vs Duke 01/07/24, vs Notre Dame 01/18/24
Assists	9	vs Tulane 11/24/23, vs Wofford 12/16/23
Steals	4	vs Oklahoma 11/19/23
Blocks	2	vs Campbell 11/12/23
FG Made	14	at Florida St. 01/21/24
FG Attempts	21	vs NC State 12/31/23
3FG Made	6	vs Fordham 12/21/23
3FG Attempts	11	vs NC State 12/31/23
FT Made	5	at North Carolina 01/14/24
FT Attempts	6	at North Carolina 01/14/24

## 2023-24 GAME-BY-GAME STATISTICS

### #21 JOHNSON, Kymora

Opponent	Date	GS	MIN	Total		3-Pointers		Free throws		Rebounds				PF	A	TO	BLK	STL	PTS	AVG		
				FG-FGA	PCT	3FG-3FGA	PCT	FT-FTA	PCT	OFF	DEF	TOT	AVG									
UMES	11/08/2023	*	29:40	4-15	.267	3-10	.300	4-4	1.000	0	7	7	7.0	2	2	3	0	1	15	15.0		
Campbell	11/12/2023	*	26:45	7-14	.500	1-3	.333	0-1	.000	2	4	6	6.5	3	7	1	2	1	15	15.0		
William & Mary	11/15/2023	*	26:37	5-9	.556	1-5	.200	0-0	.000	0	3	3	5.3	1	3	1	1	0	11	13.7		
Oklahoma	11/19/2023	*	32:10	4-17	.235	0-7	.000	1-2	.500	0	2	2	4.5	2	6	1	0	4	9	12.5		
vs Tulane	11/24/2023	*	18:55	3-7	.429	3-6	.500	0-0	.000	0	1	1	3.8	2	9	6	1	3	9	11.8		
vs LSU	11/25/2023	*	21:36	4-13	.308	0-7	.000	0-0	.000	1	2	3	3.7	3	2	3	0	2	8	11.2		
Missouri	11/30/2023	*	33:26	4-13	.308	1-6	.167	0-2	.000	0	2	2	3.4	3	7	2	0	1	9	10.9		
at La Salle	12/03/2023	*	19:48	6-6	1.000	1-1	1.000	4-5	.800	0	1	1	3.1	1	4	3	0	3	17	11.6		
Rider	12/06/2023	*	25:39	3-9	.333	0-2	.000	1-1	1.000	3	4	7	3.6	1	4	0	0	1	7	11.1		
Wofford	12/16/2023	*	22:42	3-9	.333	0-5	.000	1-2	.500	0	1	1	3.3	1	9	2	1	1	7	10.7		
Fordham	12/21/2023	*	34:47	10-13	.769	6-7	.857	0-0	.000	0	5	5	3.5	0	7	1	0	2	26	12.1		
NC State	12/31/2023	*	33:16	4-21	.190	2-11	.182	1-2	.500	1	6	7	3.8	0	7	2	1	2	11	12.0		
at Georgia Tech	01/04/2024	*	28:24	3-14	.214	0-6	.000	0-0	.000	0	3	3	3.7	3	6	4	0	3	6	11.5		
Duke	01/07/2024	*	32:27	5-15	.333	0-3	.000	4-4	1.000	3	5	8	4.0	1	2	3	0	3	14	11.7		
at NC State	01/11/2024	*	33:05	6-19	.316	2-8	.250	0-0	.000	1	3	4	4.0	3	4	1	0	0	14	11.9		
at North Carolina	01/14/2024	*	27:48	3-9	.333	2-5	.400	5-6	.833	0	5	5	4.1	4	5	2	0	1	13	11.9		
Notre Dame	01/18/2024	*	32:57	6-14	.429	2-7	.286	2-2	1.000	2	6	8	4.3	3	7	6	0	1	16	12.2		
at Florida St.	01/21/2024	*	35:50	14-20	.700	3-7	.429	4-5	.800	2	5	7	4.4	1	6	4	0	0	35	13.4		
<b>Totals</b>			<b>18</b>	<b>515:52</b>		<b>94-237</b>	<b>.397</b>	<b>27-106</b>	<b>.255</b>	<b>27-36</b>	<b>.750</b>	<b>15</b>	<b>65</b>	<b>80</b>	<b>4.4</b>	<b>34</b>	<b>97</b>	<b>45</b>	<b>6</b>	<b>29</b>	<b>242</b>	<b>13.4</b>

### Player Averages

Games Played	Minutes/game	Points/game	FG Pct	3FG Pct	FT Pct	Rebounds/game	Assists/game	Turnovers/game	Assist/Turnover ratio	Steals/game	Blocks/game
18	28.7	13.4	39.7	25.5	75.0	4.4	5.4	2.5	2.2	1.6	0.3



# 23 Alexia Smith

Senior • Guard • 5-8

Columbus, Ohio. • Columbus Africentric Early College • Minnesota

## 2023-24

- Recorded her first career double-double with 10 points and a career-high 13 rebounds in 87-81 overtime win over Missouri (11/30)

## 2022-23

- All-ACC Academic Team
- Appeared in 29 games with 13 starts
- Averaged 5.6 points and 4.2 rebounds per game.
- 58 assists with a 1.41 assist-to-turnover ratio. Also had 35 steals
- Made her Cavalier debut against UMBC, grabbing a career-high nine rebounds (11/10)
- Made her first start of the season against Campbell (11/23)
- Led the team in scoring with 11 points at Duke (12/21)
- Scored 14 points in the ACC Tournament game against Wake Forest
- ACC Academic Honor Roll

## At Minnesota (2020-22)

- Played two seasons for the Golden Gophers (2020-22), appearing in 52 games with 13 starts
- Averaged 3.9 points, 2.3 rebounds and 1.6 assists per game
- Scored a career-high 14 points against UTSA (11/28), hitting on a career-high five field goals, and added two steals and four rebounds
- Tallied 10 assists off the bench at the Battle 4 Atlantis (11/20-11/22) including a career-high five off the bench vs. No. 2/2 UConn

## CAREER STATISTICS

SMITH, Alexia

SEASON	TEAM	GP-GS	MIN/AVG	Field Goals		3-Point		F-Throws		Rebounds				Scoring						
				FG-FGA	FG%	3FG-3FGA	3FG%	FT-FTA	FT%	OFF	DEF	TOT	AVG	PF-FO	A	TO	BLK	STL	PTS	AVG
2020-21	MINN	19-12	521/27.4	36-94	.383	6-20	.300	14-19	.737	17	34	51	2.7	28-0	31	26	0	13	92	4.8
2021-22	MINN	33-1	537/16.3	41-115	.357	4-16	.250	25-39	.641	21	45	66	2.0	22-0	54	42	4	15	111	3.4
2022-23	UVa	29-13	665/22.9	67-178	.376	9-32	.281	19-25	.760	30	91	121	4.2	22-0	58	41	5	35	162	5.6
2023-24	UVa	18-15	338/18.8	31-83	.373	3-14	.214	7-13	.538	20	59	79	4.4	15-0	33	19	3	16	72	4.0
<b>TOTAL FOR UVa</b>		<b>47-28</b>	<b>1003/21.3</b>	<b>98-261</b>	<b>.375</b>	<b>12-46</b>	<b>.261</b>	<b>26-38</b>	<b>.684</b>	<b>50</b>	<b>150</b>	<b>200</b>	<b>4.3</b>	<b>37-0</b>	<b>91</b>	<b>60</b>	<b>8</b>	<b>51</b>	<b>234</b>	<b>5.0</b>
<b>TOTAL</b>		<b>99-41</b>	<b>2060/20.8</b>	<b>175-470</b>	<b>.372</b>	<b>22-82</b>	<b>.268</b>	<b>65-96</b>	<b>.677</b>	<b>88</b>	<b>229</b>	<b>317</b>	<b>3.2</b>	<b>87-0</b>	<b>176</b>	<b>128</b>	<b>12</b>	<b>79</b>	<b>437</b>	<b>4.4</b>

## Single Game Highs

Statistic	Value	
Points	14	vs UTSA 11/28/21, vs Wake Forest 03/01/23
Rebounds	13	vs Missouri 11/30/23
Assists	6	at Miami (FL) 02/26/23, at NC State 01/11/24
Steals	3	5 times
Blocks	2	vs UMES 11/08/23
FG Made	6	vs Wake Forest 03/01/23
FG Attempts	11	vs Wake Forest 03/01/23
3FG Made	2	vs Indiana 12/23/20, at Penn St. 11/30/22
3FG Attempts	3	7 times
FT Made	4	4 times
FT Attempts	6	vs Purdue 01/28/21

## 2023-24 GAME-BY-GAME STATISTICS

#23 SMITH, Alexia

Opponent	Date	GS	MIN	Total		3-Pointers		Free throws		Rebounds				PF	A	TO	BLK	STL	PTS	AVG	
				FG-FGA	PCT	3FG-3FGA	PCT	FT-FTA	PCT	OFF	DEF	TOT	AVG								
UMES	11/08/2023	*	20:32	1-6	.167	0-2	.000	0-0	.000	4	3	7	7.0	2	2	0	2	2	2	2.0	
Campbell	11/12/2023	*	25:48	4-6	.667	1-2	.500	1-2	.500	2	4	6	6.5	1	1	0	0	2	10	6.0	
William & Mary	11/15/2023	*	21:49	0-6	.000	0-1	.000	3-4	.750	3	3	6	6.3	0	4	0	0	0	3	5.0	
Oklahoma	11/19/2023	*	18:57	1-4	.250	0-0	.000	0-0	.000	0	2	2	5.3	0	0	0	0	2	4.3		
vs Tulane	11/24/2023		17:35	4-5	.800	0-1	.000	2-2	1.000	0	3	3	4.8	0	0	0	0	3	10	5.4	
vs LSU	11/25/2023	*	26:04	2-6	.333	0-3	.000	1-3	.333	2	3	5	4.8	3	1	3	0	1	5	5.3	
Missouri	11/30/2023	*	35:19	5-10	.500	0-2	.000	0-0	.000	4	9	13	6.0	0	3	2	0	2	10	6.0	
at La Salle	12/03/2023	*	14:00	0-4	.000	0-0	.000	0-0	.000	0	1	1	5.4	0	1	1	0	0	0	5.3	
Rider	12/06/2023	*	18:25	5-8	.625	1-1	1.000	0-0	.000	1	1	2	5.0	0	1	1	0	1	11	5.9	
Wofford	12/16/2023	*	23:35	3-7	.429	1-1	1.000	0-0	.000	0	4	4	4.9	1	3	2	0	0	7	6.0	
Fordham	12/21/2023	*	23:40	1-1	1.000	0-0	.000	0-0	.000	0	5	5	4.9	0	1	3	0	2	2	5.6	
NC State	12/31/2023	*	15:31	1-2	.500	0-0	.000	0-0	.000	0	3	3	4.8	2	2	1	0	1	2	5.3	
at Georgia Tech	01/04/2024	*	10:53	0-2	.000	0-1	.000	0-2	.000	0	3	3	4.6	2	1	0	0	0	0	4.9	
Duke	01/07/2024		08:30	1-1	1.000	0-0	.000	0-0	.000	0	0	0	4.3	0	0	2	0	0	2	4.7	
at NC State	01/11/2024	*	17:57	1-5	.200	0-0	.000	0-0	.000	2	7	9	4.6	0	6	1	0	0	2	4.5	
at North Carolina	01/14/2024	*	16:23	2-7	.286	0-0	.000	0-0	.000	2	3	5	4.6	2	5	1	0	0	4	4.5	
Notre Dame	01/18/2024	*	07:42	0-0	.000	0-0	.000	0-0	.000	0	1	1	4.4	2	1	0	0	0	0	4.2	
at Florida St.	01/21/2024		15:02	0-3	.000	0-0	.000	0-0	.000	0	4	4	4.4	0	1	2	1	0	0	4.0	
<b>Totals</b>			<b>15</b>	<b>337:43</b>	<b>31-83</b>	<b>.373</b>	<b>3-14</b>	<b>.214</b>	<b>7-13</b>	<b>.538</b>	<b>20</b>	<b>59</b>	<b>79</b>	<b>4.4</b>	<b>15</b>	<b>33</b>	<b>19</b>	<b>3</b>	<b>16</b>	<b>72</b>	<b>4.0</b>

## Player Averages

Games Played	Minutes/ game	Points/ game	FG Pct	3FG Pct	FT Pct	Rebounds/ game	Assists/ game	Turnovers/ game	Assist/Turnover ratio	Steals/ game	Blocks/ game
18	18.8	4.0	37.3	21.4	53.8	4.4	1.8	1.1	1.7	0.9	0.2





# 32 Cady Pauley

Sophomore • Guard • 5-11  
Milan, Mo. • Milan HS

## 2022-23

- Appeared in 24 games, averaging 3.5 points and 1.1 rebounds per game
- Of her 30 made field goals, 22 were threes
- Made her collegiate debut against George Washington, scoring three points in 10 minutes on the court
- Had her first double-digit scoring game against UNCW, with 11 points in 18 minutes on the court (12/4)
- Ranked No. 9 in the Sportscenter Top 10 for a pass in the Morgan State game (12/20)
- Hit four three-pointers for a career-high 12 points at Clemson, her second double-digit scoring game of the year (2/23)

## Background

- Her 3,074 career points at Milan High rank eighth all-time in Missouri girl's basketball history
- Ranked 10th nationally by MaxPreps in scoring her senior season, averaging 33 points per game. Also averaged 9.7 rebounds per game
- Two-time Kirksville Daily Express Basketball Player of the Year and KMZU Player of the Year
- Three-time Prep Hoops All-State and two-time Class 3 All-State
- Four-time unanimous All-Conference selection
- Four-time first-team All-District
- McDonald's All-America nominee

## CAREER STATISTICS

### PAULEY, Cady

SEASON	TEAM	GP-GS	MIN/AVG	Field Goals		3-Point		F-Throws		Rebounds				Scoring						
				FG-FGA	FG%	3FG-3FGA	3FG%	FT-FTA	FT%	OFF	DEF	TOT	AVG	PF-FO	A	TO	BLK	STL	PTS	AVG
2022-23	UVa	24-0	250/10.4	30-101	.297	22-80	.275	2-3	.667	7	19	26	1.1	17-1	16	17	2	7	84	3.5
2023-24	UVa	13-0	93/7.2	10-41	.244	5-33	.152	5-6	.833	3	6	9	0.7	8-0	5	4	2	2	30	2.3
<b>TOTAL</b>		<b>37-0</b>	<b>344/9.3</b>	<b>40-142</b>	<b>.282</b>	<b>27-113</b>	<b>.239</b>	<b>7-9</b>	<b>.778</b>	<b>10</b>	<b>25</b>	<b>35</b>	<b>0.9</b>	<b>25-1</b>	<b>21</b>	<b>21</b>	<b>4</b>	<b>9</b>	<b>114</b>	<b>3.1</b>

### Single Game Highs

Statistic	Value	
Points	12	at Clemson 02/23/23, at Miami (FL) 02/26/23
Rebounds	5	vs Wake Forest 03/01/23
Assists	2	6 times
Steals	3	at Notre Dame 01/22/23
Blocks	1	4 times
FG Made	4	vs UNCW 12/04/22, at Clemson 02/23/23, at Miami (FL) 02/26/23
FG Attempts	12	at Clemson 02/23/23, at Miami (FL) 02/26/23
3FG Made	4	at Clemson 02/23/23, at Miami (FL) 02/26/23
3FG Attempts	12	at Clemson 02/23/23
FT Made	4	vs Rider 12/06/23
FT Attempts	4	vs Rider 12/06/23


## 2023-24 GAME-BY-GAME STATISTICS

### #32 PAULEY, Cady

Opponent	Date	GS	MIN	Total		3-Pointers		Free throws		Rebounds				PF				PTS		AVG	
				FG-FGA	PCT	3FG-3FGA	PCT	FT-FTA	PCT	OFF	DEF	TOT	AVG	PF	A	TO	BLK	STL	PTS		
UMES	11/08/2023		08:52	0-5	.000	0-3	.000	0-0	.000	0	0	0	0.0	0	1	0	0	0	0	0	0.0
Campbell	11/12/2023		04:49	0-2	.000	0-2	.000	0-0	.000	0	0	0	0.0	0	0	0	0	0	0	0	0.0
William & Mary	11/15/2023		09:50	1-6	.167	0-4	.000	0-0	.000	3	1	4	1.3	1	0	0	1	1	2	0.7	
vs Tulane	11/24/2023		11:02	3-7	.429	2-6	.333	0-0	.000	0	1	1	1.3	2	1	0	0	1	8	2.5	
Missouri	11/30/2023		04:15	1-2	.500	1-2	.500	0-0	.000	0	0	0	1.0	1	0	1	0	0	3	2.6	
at La Salle	12/03/2023		11:39	2-6	.333	1-5	.200	0-0	.000	0	2	2	1.2	3	0	0	0	0	5	3.0	
Rider	12/06/2023		10:38	0-4	.000	0-4	.000	4-4	1.000	0	1	1	1.1	0	2	1	0	0	4	3.1	
Wofford	12/16/2023		07:42	1-3	.333	0-2	.000	0-0	.000	0	0	0	1.0	0	1	0	0	0	2	3.0	
Fordham	12/21/2023		08:36	2-3	.667	1-2	.500	1-2	.500	0	1	1	1.0	0	0	2	0	0	6	3.3	
at Georgia Tech	01/04/2024		02:59	0-0	.000	0-0	.000	0-0	.000	0	0	0	0.9	1	0	0	1	0	0	3.0	
Duke	01/07/2024		00:26	0-0	.000	0-0	.000	0-0	.000	0	0	0	0.8	0	0	0	0	0	0	2.7	
at NC State	01/11/2024		05:53	0-1	.000	0-1	.000	0-0	.000	0	0	0	0.8	0	0	0	0	0	0	2.5	
Notre Dame	01/18/2024		06:40	0-2	.000	0-2	.000	0-0	.000	0	0	0	0.7	0	0	0	0	0	0	2.3	
<b>Totals</b>			<b>0 93:20</b>	<b>10-41</b>	<b>.244</b>	<b>5-33</b>	<b>.152</b>	<b>5-6</b>	<b>.833</b>	<b>3</b>	<b>6</b>	<b>9</b>	<b>0.7</b>	<b>8</b>	<b>5</b>	<b>4</b>	<b>2</b>	<b>2</b>	<b>30</b>	<b>2.3</b>	

### Player Averages

Games Played	Minutes/game	Points/game	FG Pct	3FG Pct	FT Pct	Rebounds/game	Assists/game	Turnovers/game	Assist/Turnover ratio	Steals/game	Blocks/game
13	7.2	2.3	24.4	15.2	83.3	0.7	0.4	0.3	1.3	0.2	0.2



# 33 Sam Brunelle

Graduate Student • Forward • 6-2

Ruckersville, Va • William Monroe HS • Notre Dame

## 2023-24

- Katrina McClain Award (nation's top power forward) Watch List selection
- Represents UVA on the ACC's Student-Athlete Advisory Committee (SAAC) Executive Board

## 2022-23

- Started 21 games for the Cavaliers before having her season cut short by an injury, scoring in double figures in 14 of those games
- Averaged 11.0 points per game
- Shot 40.0 percent from three-point range (34-of-85) and 91.2 percent from the free throw line (31-of-34)
- Scored the 1,000th point of her collegiate career on Jan. 15 on a three-pointer with 1:42 remaining in the third quarter of the Boston College game. She scored 797 of her points at Notre Dame
- Coach's Award of Excellence winner at the Hoos Choice Awards
- Opened her UVA career with back-to-back double-digit scoring performances including scoring a team-high 21 points against UMBC. It was the eighth 20-point game of her career
- Went 3-of-3 from three-point range in the fourth quarter against Minnesota, tallying 17 points total (11/26)
- Scored 15 points to lead the team in the win against ECU, giving her an average of 16.0 point per game in the two games of the Cavalier Classic (11/27)

## CAREER STATISTICS

BRUNELLE, Sam

SEASON	TEAM	GP-GS	MIN/AVG	Field Goals		3-Point		F-Throws		Rebounds				Scoring						
				FG-FGA	FG%	3FG-3FGA	3FG%	FT-FTA	FT%	OFF	DEF	TOT	AVG	PF-FO	A	TO	BLK	STL	PTS	AVG
2019-20	ND	31-31	1050/33.9	162-408	.397	58-184	.315	50-67	.746	38	142	180	5.8	65-1	51	92	30	26	432	13.9
2020-21	ND	17-0	388/22.8	61-126	.484	23-60	.383	3-4	.750	12	52	64	3.8	43-2	27	36	8	6	148	8.7
2021-22	ND	32-0	528/16.5	90-200	.450	28-91	.308	9-14	.643	14	65	79	2.5	41-0	37	34	20	15	217	6.8
2022-23	UVa	21-21	563/26.8	83-180	.461	34-85	.400	31-34	.912	31	53	84	4.0	47-1	39	30	15	9	231	11.0
2023-24	UVa	16-8	285/17.8	29-90	.322	19-60	.317	10-13	.769	13	31	44	2.8	23-0	5	16	11	6	87	5.4
<b>TOTAL FOR UVa</b>	<b>37-29</b>	<b>848/22.9</b>	<b>112-270</b>	<b>.415</b>	<b>53-145</b>	<b>.366</b>	<b>41-47</b>	<b>.872</b>	<b>44</b>	<b>84</b>	<b>128</b>	<b>3.5</b>	<b>70-1</b>	<b>44</b>	<b>46</b>	<b>26</b>	<b>15</b>	<b>318</b>	<b>8.6</b>	
<b>TOTAL</b>	<b>117-60</b>	<b>2814/24.1</b>	<b>425-1004</b>	<b>.423</b>	<b>162-480</b>	<b>.338</b>	<b>103-132</b>	<b>.780</b>	<b>108</b>	<b>343</b>	<b>451</b>	<b>3.9</b>	<b>219-4</b>	<b>159</b>	<b>208</b>	<b>84</b>	<b>62</b>	<b>1115</b>	<b>9.5</b>	

## Single Game Highs

Statistic	Value	
Points	31	vs DePaul 12/11/19
Rebounds	13	vs Toledo 11/20/19
Assists	5	at Louisville 02/07/21, at Syracuse 01/31/21, vs Virginia Tech 01/29/23
Steals	4	at Boston College 02/13/20, at Wake Forest 01/13/22
Blocks	5	vs Florida St. 01/19/23
FG Made	13	vs DePaul 12/11/19
FG Attempts	20	at Duke 01/16/20
3FG Made	7	at Florida St. 03/01/20
3FG Attempts	12	at Virginia 01/26/20
FT Made	7	at Duke 12/21/22
FT Attempts	10	vs Toledo 11/20/19

## 2023-24 GAME-BY-GAME STATISTICS

#33 BRUNELLE, Sam

Opponent	Date	GS	MIN	Total		3-Pointers		Free throws		Rebounds				PF				PTS	AVG	
				FG-FGA	PCT	3FG-3FGA	PCT	FT-FTA	PCT	OFF	DEF	TOT	AVG	PF	A	TO	BLK			STL
William & Mary	11/15/2023		13:22	4-6	.667	2-4	.500	2-3	.667	1	3	4	4.0	1	0	1	0	0	12	12.0
Oklahoma	11/19/2023		23:02	3-9	.333	0-2	.000	0-0	.000	3	3	6	5.0	1	2	1	0	0	6	9.0
vs Tulane	11/24/2023		19:35	4-7	.571	4-5	.800	0-0	.000	0	4	4	4.7	1	1	2	1	1	12	10.0
vs LSU	11/25/2023	*	31:57	5-11	.455	5-11	.455	0-0	.000	0	3	3	4.3	4	0	0	3	0	15	11.3
Missouri	11/30/2023	*	11:32	1-5	.200	1-4	.250	0-0	.000	0	1	1	3.6	0	0	0	1	0	3	9.6
at La Salle	12/03/2023	*	22:23	4-11	.364	2-6	.333	0-0	.000	2	1	3	3.5	0	0	0	0	0	10	9.7
Rider	12/06/2023	*	23:07	2-11	.182	2-8	.250	1-2	.500	3	1	4	3.6	2	1	0	0	1	7	9.3
Wofford	12/16/2023	*	11:29	0-1	.000	0-0	.000	0-0	.000	1	2	3	3.5	0	0	1	1	3	0	8.1
Fordham	12/21/2023	*	15:24	1-3	.333	1-3	.333	0-0	.000	0	3	3	3.4	0	1	2	0	0	3	7.6
NC State	12/31/2023		22:24	1-7	.143	0-6	.000	4-5	.800	1	1	2	3.3	2	0	0	2	0	6	7.4
at Georgia Tech	01/04/2024		14:15	0-3	.000	0-2	.000	0-0	.000	0	1	1	3.1	1	0	1	0	0	0	6.7
Duke	01/07/2024		24:46	2-3	.667	1-1	1.000	3-3	1.000	0	4	4	3.2	3	0	1	3	0	8	6.8
at NC State	01/11/2024	*	18:45	1-5	.200	0-2	.000	0-0	.000	2	2	4	3.2	4	0	5	0	0	2	6.5
at North Carolina	01/14/2024	*	13:52	1-5	.200	1-4	.250	0-0	.000	0	1	1	3.1	2	0	1	0	1	3	6.2
Notre Dame	01/18/2024		15:09	0-2	.000	0-2	.000	0-0	.000	0	0	0	2.9	1	0	1	0	0	0	5.8
at Florida St.	01/21/2024		03:57	0-1	.000	0-0	.000	0-0	.000	0	1	1	2.8	1	0	0	0	0	0	5.4
<b>Totals</b>		<b>8</b>	<b>284:58</b>	<b>29-90</b>	<b>.322</b>	<b>19-60</b>	<b>.317</b>	<b>10-13</b>	<b>.769</b>	<b>13</b>	<b>31</b>	<b>44</b>	<b>2.8</b>	<b>23</b>	<b>5</b>	<b>16</b>	<b>11</b>	<b>6</b>	<b>87</b>	<b>5.4</b>

## Player Averages

Games Played	Minutes/game	Points/game	FG Pct	3FG Pct	FT Pct	Rebounds/game	Assists/game	Turnovers/game	Assist/Turnover ratio	Steals/game	Blocks/game
16	17.8	5.4	32.2	31.7	76.9	2.8	0.3	1.0	0.3	0.4	0.7



# 34 London Clarkson

Graduate Student • Forward • 6-2

Pflugerville, Texas • Pflugerville HS • Florida State

## 2023-24

- Recorded a career-high four blocked shots at Georgia Tech (1/4)
- Tied for a career-high three assists at La Salle (12/3)
- Scored a season-high 17 points in 87-81 overtime win over Missouri (11/30)

## 2022-23

- All-ACC Academic Team
- Presented the "Teammate of the Year" award for women's basketball at the 2023 Hoos Choice Awards
- Appeared in 29 games with two starts
- Averaged 6.9 points and 3.6 rebounds per game
- Recorded 21 blocked shots and 16 steals
- Scored a career-high 18 points against Boston College (1/15), going 14-of-14 from the free throw line. She set the program's single-game record for free throw efficiency, eclipsing the Ariana Moorer's 2012 record of 13-of-13
- Back-to-back 15-point games at Syracuse (1/6) and at home against Virginia Tech (1/5)
- Came off the bench to score a career-high 23 points at North Carolina (2/2)
- Made her first start of the season at Pittsburgh, grabbing a career-high 10 rebounds (2/5)

## CAREER STATISTICS

### CLARKSON, London

SEASON	TEAM	GP-GS	MIN/AVG	Field Goals			3-Point		F-Throws		Rebounds				Scoring					
				FG-FGA	FG%	3FG-3FGA	3FG%	FT-FTA	FT%	OFF	DEF	TOT	AVG	PF-FO	A	TO	BLK	STL	PTS	AVG
2019-20	FSU	25-0	187/7.5	7-16	.438	0-0	.000	16-23	.696	15	21	36	1.4	22-0	9	9	3	3	30	1.2
2021-22	UVa	27-20	643/23.8	50-108	.463	0-2	.000	41-73	.562	39	65	104	3.9	93-8	24	68	15	24	141	5.2
2022-23	UVa	29-2	568/19.6	75-131	.573	0-1	.000	50-75	.667	49	55	104	3.6	80-3	19	53	21	16	200	6.9
2023-24	UVa	16-10	358/22.4	39-79	.494	0-0	.000	44-62	.710	37	38	75	4.7	52-2	12	19	13	17	122	7.6
<b>TOTAL FOR UVa</b>		<b>72-32</b>	<b>1569/21.8</b>	<b>164-318</b>	<b>.516</b>	<b>0-3</b>	<b>.000</b>	<b>135-210</b>	<b>.643</b>	<b>125</b>	<b>158</b>	<b>283</b>	<b>3.9</b>	<b>225-13</b>	<b>55</b>	<b>140</b>	<b>49</b>	<b>57</b>	<b>463</b>	<b>6.4</b>
<b>TOTAL</b>		<b>97-32</b>	<b>1756/18.1</b>	<b>171-334</b>	<b>.512</b>	<b>0-3</b>	<b>.000</b>	<b>151-233</b>	<b>.648</b>	<b>140</b>	<b>179</b>	<b>319</b>	<b>3.3</b>	<b>247-13</b>	<b>64</b>	<b>149</b>	<b>52</b>	<b>60</b>	<b>493</b>	<b>5.1</b>

### Single Game Highs

Statistic	Value	
Points	23	at North Carolina 02/02/23
Rebounds	10	at Pittsburgh 02/05/23
Assists	3	4 times
Steals	4	vs Pittsburgh 02/20/22
Blocks	4	at Georgia Tech 01/04/24
FG Made	8	at North Carolina 02/02/23
FG Attempts	15	vs Virginia Tech 01/29/23
3FG Attempts	1	vs Virginia Tech 01/27/22, vs American 12/07/21, at Pittsburgh 02/05/23
FT Made	14	vs Boston College 01/15/23
FT Attempts	14	vs Boston College 01/15/23

## 2023-24 GAME-BY-GAME STATISTICS

### #34 CLARKSON, London

Opponent	Date	GS	MIN	Total		3-Pointers		Free throws		Rebounds				PF	A	TO	BLK	STL	PTS	AVG	
				FG-FGA	PCT	3FG-3FGA	PCT	FT-FTA	PCT	OFF	DEF	TOT	AVG								
Campbell	11/12/2023	*	28:43	3-7	.429	0-0	.000	6-6	1.000	1	2	3	3.0	2	2	1	0	2	12	12.0	
William & Mary	11/15/2023	*	19:45	2-4	.500	0-0	.000	2-2	1.000	1	3	4	3.5	4	0	1	2	1	6	9.0	
Oklahoma	11/19/2023	*	19:34	4-8	.500	0-0	.000	5-6	.833	4	0	4	3.7	4	0	1	0	3	13	10.3	
vs Tulane	11/24/2023	*	15:46	0-4	.000	0-0	.000	1-2	.500	3	1	4	3.8	1	1	0	1	3	1	8.0	
vs LSU	11/25/2023		19:05	1-2	.500	0-0	.000	2-2	1.000	3	0	3	3.6	4	1	1	0	0	4	7.2	
Missouri	11/30/2023		31:36	5-6	.833	0-0	.000	7-8	.875	4	3	7	4.2	2	1	0	0	1	17	8.8	
at La Salle	12/03/2023		19:46	4-6	.667	0-0	.000	3-4	.750	4	3	7	4.6	4	3	2	0	1	11	9.1	
Wofford	12/16/2023	*	32:45	2-4	.500	0-0	.000	3-4	.750	4	5	9	5.1	2	1	1	1	0	7	8.9	
Fordham	12/21/2023		26:02	3-4	.750	0-0	.000	3-4	.750	1	1	2	4.8	1	0	1	2	1	9	8.9	
NC State	12/31/2023	*	15:46	1-4	.250	0-0	.000	1-2	.500	0	1	1	4.4	4	0	1	1	0	3	8.3	
at Georgia Tech	01/04/2024	*	24:17	4-5	.800	0-0	.000	3-7	.429	2	4	6	4.5	5	0	2	4	2	11	8.5	
Duke	01/07/2024	*	17:50	0-3	.000	0-0	.000	3-4	.750	3	1	4	4.5	4	0	1	0	0	3	8.1	
at NC State	01/11/2024		09:05	0-2	.000	0-0	.000	0-0	.000	1	2	3	4.4	2	0	1	0	0	0	7.5	
at North Carolina	01/14/2024		31:33	4-7	.571	0-0	.000	2-4	.500	1	6	7	4.6	4	0	0	0	1	10	7.6	
Notre Dame	01/18/2024	*	18:03	2-4	.500	0-0	.000	1-2	.500	2	3	5	4.6	5	0	4	1	0	5	7.5	
at Florida St.	01/21/2024	*	28:11	4-9	.444	0-0	.000	2-5	.400	3	3	6	4.7	4	3	2	1	2	10	7.6	
<b>Totals</b>			<b>10</b>	<b>357:46</b>	<b>39-79</b>	<b>.494</b>	<b>0-0</b>	<b>.000</b>	<b>44-62</b>	<b>.710</b>	<b>37</b>	<b>38</b>	<b>75</b>	<b>4.7</b>	<b>52</b>	<b>12</b>	<b>19</b>	<b>13</b>	<b>17</b>	<b>122</b>	<b>7.6</b>

### Player Averages

Games Played	Minutes/game	Points/game	FG Pct	3FG Pct	FT Pct	Rebounds/game	Assists/game	Turnovers/game	Assist/Turnover ratio	Steals/game	Blocks/game
16	22.4	7.6	49.4	0.0	71.0	4.7	0.8	1.2	0.6	1.1	0.8



# 41 Taylor Lauterbach

Graduate Student • Center • 6-7  
Appleton, Wisc • Appleton West HS • K-State

## 2023-24

- Made one 3-pointer and recorded four rebounds and three blocks against No. 3 NC State (12/31)

## 2020-23 AT K-STATE

- Played in 2022 Red Bull USA Basketball 3X Nationals
- Two-time Big 12 Commissioner's Honor Roll
- 2022 and 2023 Academic All-Big 12 First Team
- Appeared in 75 games with five starts her junior seasons

## BACKGROUND

- 2020 and 13th among post players
- Ranked as the 13th center in the nation by ESPNW Hoopgurlz for the Class of 2020
- 2020 McDonald's All-American Game nominee
- 2020 Wisconsin Basketball Coaches Association (WBCA) D1 All-State Honorable Mention
- 2020 All-Fox Valley Association First Team after twice being named to the second team

## CAREER STATISTICS

### LAUTERBACH, Taylor

SEASON	TEAM	GP-GS		MIN/AVG		Field Goals		3-Point		F-Throws		Rebounds				Scoring						
		GP	GS	MIN	AVG	FG-FGA	FG%	3FG-3FGA	3FG%	FT-FTA	FT%	OFF	DEF	TOT	AVG	PF-FO	A	TO	BLK	STL	PTS	AVG
2020-21	KState	24-0		222	9.2	19-44	.432	1-6	.167	7-20	.350	21	40	61	2.5	25-0	7	18	17	0	46	1.9
2021-22	KState	31-0		244	7.9	17-55	.309	0-4	.000	10-12	.833	10	42	52	1.7	32-0	3	15	13	2	44	1.4
2022-23	KState	20-5		144	7.2	9-29	.310	1-1	1.000	6-6	1.000	8	25	33	1.7	28-0	3	11	12	3	25	1.3
2023-24	UVa	13-0		100	7.7	5-21	.238	2-7	.286	6-8	.750	7	22	29	2.2	17-0	1	10	7	2	18	1.4
<b>TOTAL FOR UVa</b>		<b>13-0</b>		<b>100/7.7</b>		<b>5-21</b>	<b>.238</b>	<b>2-7</b>	<b>.286</b>	<b>6-8</b>	<b>.750</b>	<b>7</b>	<b>22</b>	<b>29</b>	<b>2.2</b>	<b>17-0</b>	<b>1</b>	<b>10</b>	<b>7</b>	<b>2</b>	<b>18</b>	<b>1.4</b>
<b>TOTAL</b>		<b>88-5</b>		<b>711/8.1</b>		<b>50-149</b>	<b>.336</b>	<b>4-18</b>	<b>.222</b>	<b>29-46</b>	<b>.630</b>	<b>46</b>	<b>129</b>	<b>175</b>	<b>2.0</b>	<b>102-0</b>	<b>14</b>	<b>54</b>	<b>49</b>	<b>7</b>	<b>133</b>	<b>1.5</b>

### Single Game Highs

Statistic	Value	
Points	10	vs Western Ky. 11/14/21
Rebounds	16	vs Idaho St. 12/08/20
Assists	3	vs Idaho St. 12/08/20
Steals	2	vs Rider 12/06/23
Blocks	6	at Central Ark. 12/05/20
FG Made	4	vs Western Ky. 11/14/21
FG Attempts	9	vs Idaho St. 12/08/20
3FG Made	1	4 times
3FG Attempts	3	vs NC State 12/31/23
FT Made	3	at Central Ark. 12/05/20
FT Attempts	8	at Central Ark. 12/05/20

## 2023-24 GAME-BY-GAME STATISTICS

### #41 LAUTERBACH, Taylor

Opponent	Date	GS	MIN	Total		3-Pointers		Free throws		Rebounds				PF			A		TO		BLK		STL		PTS		AVG	
				FG-FGA	PCT	3FG-3FGA	PCT	FT-FTA	PCT	OFF	DEF	TOT	AVG	PF	A	TO	BLK	STL	PTS	AVG								
UMES	11/08/2023		09:33	0-0	.000	0-0	.000	1-2	.500	1	3	4	4.0	1	0	3	0	0	0	0	0	0	1	1.0				
Campbell	11/12/2023		06:09	0-0	.000	0-0	.000	0-0	.000	0	1	1	2.5	3	0	1	0	0	0	0	0	0	0	0	0.5			
William & Mary	11/15/2023		08:53	1-3	.333	0-1	.000	0-0	.000	1	4	5	3.3	1	0	1	1	0	0	0	0	0	2	1.0				
vs Tulane	11/24/2023		04:08	0-2	.000	0-0	.000	0-0	.000	0	2	2	3.0	1	0	0	0	0	0	0	0	0	0	0.8				
at La Salle	12/03/2023		09:10	0-1	.000	0-0	.000	2-2	1.000	0	2	2	2.8	1	1	0	2	0	2	0	2	0	2	1.0				
Rider	12/06/2023		07:21	1-1	1.000	0-0	.000	0-0	.000	1	1	2	2.7	2	0	1	0	0	2	2	2	1.2						
Wofford	12/16/2023		07:51	0-2	.000	0-2	.000	0-0	.000	2	1	3	2.7	1	0	1	0	0	0	0	0	0	1.0					
NC State	12/31/2023		10:48	1-5	.200	1-3	.333	0-0	.000	0	4	4	2.9	2	0	0	3	0	3	0	3	1.3						
Duke	01/07/2024		04:29	0-1	.000	0-0	.000	0-0	.000	1	0	1	2.7	2	0	0	0	0	0	0	0	0	1.1					
at NC State	01/11/2024		13:45	0-3	.000	0-0	.000	0-0	.000	1	1	2	2.6	0	0	0	0	0	0	0	0	0	1.0					
at North Carolina	01/14/2024		03:32	1-1	1.000	0-0	.000	1-2	.500	0	0	0	2.4	0	0	0	0	0	0	0	0	3	1.2					
Notre Dame	01/18/2024		10:00	1-2	.500	1-1	1.000	2-2	1.000	0	2	2	2.3	3	0	3	1	0	5	1.5								
at Florida St.	01/21/2024		04:38	0-0	.000	0-0	.000	0-0	.000	0	1	1	2.2	0	0	0	0	0	0	0	0	0	1.4					
<b>Totals</b>				<b>0</b>	<b>100:16</b>	<b>5-21</b>	<b>.238</b>	<b>2-7</b>	<b>.286</b>	<b>6-8</b>	<b>.750</b>	<b>7</b>	<b>22</b>	<b>29</b>	<b>2.2</b>	<b>17</b>	<b>1</b>	<b>10</b>	<b>7</b>	<b>2</b>	<b>18</b>	<b>1.4</b>						

### Player Averages

Games Played	Minutes/game	Points/game	FG Pct	3FG Pct	FT Pct	Rebounds/game	Assists/game	Turnovers/game	Assist/Turnover ratio	Steals/game	Blocks/game
13	7.7	1.4	23.8	28.6	75.0	2.2	0.1	0.8	0.1	0.2	0.5

# 2023-24 BROADCAST SHEET




**#0 OLIVIA MCGHEE**  
6-2 Guard  
Mineral, Va.



**#1 PARIS CLARK**  
5-8 Guard  
The Bronx, N.Y.



**#4 JILLIAN BROWN**  
5-10 Guard  
Grand Rapids, Mich.



**#5 YONTA VAUGHN**  
5-8 Guard  
District Heights, Md.




**#10 MIR MCLEAN**  
5-11 Guard/Forward  
Baltimore, Md.




**#12 EDESSA NOYAN**  
6-3 Forward  
Södertälje, Sweden



**#14 KAYDAN LAWSON**  
6-0 Guard  
Cleveland, Ohio



**#20 CAMRYN TAYLOR**  
6-2 Forward  
Peoria, Ill.



**#21 KYMORA JOHNSON**  
5-7 Guard  
Charlottesville, Va.



**#23 ALEXIA SMITH**  
5-8 Guard  
Columbus, Ohio



**#32 CADY PAULEY**  
5-11 Guard  
Milan, Mo.



**#33 SAM BRUNELLE**  
6-2 Forward  
Ruckersville, Va.



**#34 LONDON CLARKSON**  
6-2 Forward  
Pflugerville, Texas



**#41 TAYLOR LAUTERBACH**  
6-7 Center  
Appleton, Wisc.



**Amaka Agugua-Hamilton**  
Head Coach  
2nd Season




**CJ Jones**  
Assistant Coach  
2nd Season



**Tori Jankoska**  
Assistant Coach  
2nd Season



**Alysiah Bond**  
Assistant Coach  
2nd Season



**Janko Popovic**  
Assistant Coach  
2nd Season