

VIRGINIA

2023-24 WOMEN'S BASKETBALL GAME NOTES

GAME INFORMATION

Tipoff: Thu, Jan. 11, 2024 · 7 p.m.

Site: Raleigh, N.C. / Reynolds Coliseum

Watch: ACC Network Extra (ACCNX)

– Evan Budrovich (pbp) and Derek Jordan (analyst)

Radio: WINA 1070AM/98.9FM

– Luke Neer

Live Stats: VirginiaSports.com

Twitter: @UVAWomensHoops

Virginia vs. NC State: NC State leads, 42-41

Charlottesville: 21-17

Raleigh: 17-23 **Neutral:** 3-2

First Meeting: 2/7/74 · L, 44-57 @NCSU

Last Meeting: 12/31/23 · L, 61-72 @UVA

Winning Streak: 1 game by NC State

2023-24 SCHEDULE/RESULTS

Overall: 8-6 **ACC:** 0-3

Home: 6-4 **Away:** 1-1 **Neutral:** 1-1

Date	Opponent	TV	Time/Result
Wed, Nov. 8	UMES	ACCNX	W, 76-52
Sun, Nov. 12	Campbell	ACCNX	W, 74-49
Wed, Nov. 15	William & Mary	ACCNX	W, 80-51
Sun, Nov. 19	#25 Oklahoma	ACCN	L, 67-82
Fri, Nov. 24	# vs. Tulane	Flo (\$)	W, 81-59
Sat, Nov. 25	# vs. #7 LSU	Flo (\$)	L, 73-76
Thu, Nov. 30	S Missouri	ACCN	W (OT), 87-81
Sun, Dec. 3	at La Salle	ESPN+	W, 94-73
Wed, Dec. 6	Rider	ACCNX	W, 78-51
Sat, Dec. 16	Wofford	ACCNX	L, 70-71
Thu, Dec. 21	Fordham	ACCNX	W, 82-56
Sun, Dec. 31	* #3 NC State	ACCN	L, 61-72
Thu, Jan. 4	* at Georgia Tech	ACCNX	L, 60-63
Sun, Jan. 7	* Duke	The CW	L, 56-60
Thu, Jan. 11	* at #6 NC State	ACCNX	7 p.m.
Sun, Jan. 14	* at #20 North Carolina	ACCN	4 p.m.
Thu, Jan. 18	* Notre Dame	ACCNX	7 p.m.
Sun, Jan. 21	* at Florida State	ACCNX	2 p.m.
Thu, Jan. 25	* Pittsburgh	ACCNX	7 p.m.
Sun, Jan. 28	* North Carolina	The CW	12 p.m.
Thu, Feb. 1	* at Virginia Tech	ACCN	6 p.m.
Sun, Feb. 4	* Clemson	ACCN	4 p.m.
Thu, Feb. 8	* at Boston College	ACCN	6 p.m.
Sun, Feb. 11	* at Wake Forest	ACCNX	2 p.m.
Sun, Feb. 18	* Syracuse	ACCN	2 p.m.
Thu, Feb. 22	* Miami	ACCNX	7 p.m.
Sun, Feb. 25	* at Louisville	The CW	12 p.m.
Thu, Feb. 29	* at Duke	ACCNX	7 p.m.
Sun, March 3	* Virginia Tech	ACCN	6 p.m.
March 6-10	ACC Tournament	ACCN/ESPN/ESPN2	

Bold – Home games

All times are Eastern

* – ACC regular-season game

– Cayman Islands Classic (George Town, Grand Cayman)

\$ – ACC/SEC Challenge

% – ACC Tournament (Greensboro, N.C.)



VS.



VIRGINIA CAVALIERS (8-6, 0-3 ACC)

Head Coach: Amaka Agugua-Hamilton (Hofstra '05, VCU '07)

At UVA: 23-21 (2nd season); Career: 97-36 (5th season)

#6 NC STATE WOLFPACK (14-1, 2-1 ACC)

Head Coach: Wes Moore (Tennessee '86)

At NC State: 256-82 (11th season); Career: 814-251 (35th season)

FOR OPENERS

- Virginia (8-6, 0-3 ACC) travels to No. 6 NC State (14-1 2-1 ACC) on Thursday (Jan. 11) for the second and final meeting of the regular season between the two teams.
- Tipoff from Reynolds Coliseum is set for 7 p.m. on ACC Network Extra (ACCNX). Fans can also tune in via 98.9-FM/1070-AM WINA and the Virginia Sports mobile app.

SERIES HISTORY

- With its 72-61 victory at John Paul Jones Arena on Dec. 31, 2023, then-No. 3 NC State took a 42-41 lead in the all-time series with Virginia, which began in 1974.
- The last time UVA won in Raleigh was on Jan. 4, 2018 in a 73-63 decision ... The Cavaliers led for the entire game and had four players score in double figures.
- The Cavaliers' 83 games against NC State mark the second most by any UVA opponent in program history.
- Only North Carolina (92 meetings) has faced Virginia more times in UVA history.
- With the exception of the 2020-21 COVID season, the two teams have gone head-to-head at least once every season since the NC State's inaugural campaign in 1974-75.
- The Wolfpack's first-ever game was against UVA on Dec. 7, 1974 in Raleigh ... NC State won, 57-45.
- Last year, the two teams split the season series, but the Cavaliers toppled then-No. 22 NC State in the second meeting in a 71-59 triumph at John Paul Jones Arena on Feb. 12 ... The win also snapped a seven-game losing skid for the Hoos.
- The Wolfpack have won seven of the last eight meetings.

LAST MEETING BETWEEN NC STATE & VIRGINIA

- The Cavaliers clung to a 32-31 lead at halftime, but the Wolfpack outscored UVA 23-8 in the third quarter before ultimately sealing a 72-61 win in the two teams' ACC opener at John Paul Jones Arena on Dec. 31, 2023.
- Camryn Taylor finished with 17 points and a career-high

15 rebounds to tally her 10th career double-double, also her second of the season.

- Taylor's 15 rebounds are the most by a UVA individual in a single game this season and most since Mir McLean had 17 rebounds at William & Mary on Dec. 7, 2022.
- NC State outrebounded the Cavaliers, 56-44 ... The Wolfpack's 56 total rebounds are the most by a UVA opponent at John Paul Jones Arena since it opened in 2006.

LAST TIME OUT

- Virginia fell behind by 10 points midway through the first quarter as Duke held on for a 60-56 victory at John Paul Jones Arena last Sunday (Jan. 7).
- UVA held the Blue Devils to just 2-of-18 (11.1 percent) from beyond the 3-point line.
- For the third consecutive game, Camryn Taylor led the Hoos with 17 points on 5-of-10 shooting and knocked down seven free throws. Kymora Johnson also scored in double figures with 14 points, pulled down eight rebounds and added three steals.
- Taylor fouled out for the first time this season at the 5:25 mark of the fourth quarter.
- The Cavaliers never grasped as a lead as Duke led for 39:26 of game time.

VIRGINIA AGAINST TOP-10 OPPONENTS

- The Cavaliers have upset a top-10 foe 28 times in program history.
- UVA's last win over a top-10 foe was when the unranked Cavaliers toppled then-No. 4 Florida State, 60-51, at John Paul Jones Arena on Feb. 16, 2017.
- The Hoos have upset a top-6 foe 14 times, including most recently over the Seminoles.
- Virginia has upset a top-10 in a true road game only seven times – the last was on Nov. 17, 2008, at then-No. 5 Tennessee, when the 16th-ranked Cavaliers won, 83-82.
- The Cavaliers have upset a top-6 opponent on the road only five times.

VIRGINIA'S PREVIOUS STARTING LINEUP

Pos.	No.	Player (Hometown)	Yr.	Ht.	PPG	RPG	APG	NOTES
G	21	Kymora Johnson (Charlottesville, Va.)	Fr.	5-7	11.7	4.0	5.4	McDonald's High School All-American; 2x Virginia Player of the Year
G	1	Paris Clark (Bronx, N.Y.)	So.	5-8	9.4	4.1	1.2	Transfer from Arizona; No. 33 transfer according to ESPNW
G	4	Jillian Brown (Grand Rapids, Mich.)	Jr.	5-10	6.4	6.3	2.0	Played two seasons at Northwestern (2021-23)
F	20	Camryn Taylor (Peoria, Ill.)	5 th	6-2	14.9	6.6	0.6	2022 Second Team All-ACC; 10 career double-doubles
F	34	London Clarkson (Pflugerville, Texas)	Gr.	6-2	8.1	4.5	0.8	Appeared in 29 games last year; 19 career 10+ point games

OTHER KEY CONTRIBUTORS

Pos.	No.	Player (Hometown)	Yr.	Ht.	PPG	RPG	APG	NOTES
G	0	Olivia McGhee (Louisville, Va.)	Fr.	6-2	6.2	2.1	0.2	Played three years for Louisa HS; played senior year at IMG Academy
G	5	Yonta Vaughn (District Heights, Md.)	So.	5-8	4.3	2.7	4.0	Cayman Islands Classic All-Tournament Team
G/F	10	Mir McLean (Baltimore, Md.)	Sr.	5-11	0.0	0.0	0.0	Last year's second-leading scorer before suffering season-ending injury
F	12	Edessa Noyan (Södertälje, Sweden)	Fr.	6-3	1.8	3.2	0.3	Member of Swedish U20 national team; three-level scorer
G	14	Kaydan Lawson (Cleveland, Ohio)	Sr.	6-0	3.1	2.9	0.7	Appeared in 28 games, including 18 starts in 2022-23
G	23	Alexia Smith (Columbus, Ohio)	Sr.	5-8	4.7	4.3	1.4	Appeared in 29 games in 2022-23, including 13 starts
G	32	Cady Pauley (Milan Mo.)	So.	5-11	2.7	0.8	0.5	Of her 30 made FGs in 2022-23, 22 of them were 3FGs
F	33	Sam Brunelle (Ruckersville, Va.)	Gr.	6-2	6.8	3.2	0.4	Katrina McClain Watch List selection (nation's top PF)
C	41	Taylor Lauterbach (Appleton, Wisc.)	Gr.	6-7	1.1	2.7	0.1	Transfer from Wisconsin; earned undergrad degree in three years



GAME NOTES

NON-CONFERENCE SUCCESS

- Under head coach **Amaka Agugua-Hamilton**, UVA is 19-3 against non-conference opponents.
- The Cavaliers won their first 14 non-conference matchups before falling to No. 25 Oklahoma, 82-67, on Nov. 19.

OLD SCHOOL BASKETBALL

- Virginia is currently ninth in the nation in rebounds per game (46.29), 11th in offensive rebounds per game (16.9), 29th in defensive rebounds per game (29.8) and 16th free throw percentage (78.2).
- The Cavaliers are 8-2 this season when either leading or tying their opponents in rebounding.
- Virginia has been outrebounded in just three contests this season (vs. #7 LSU, #3 NC State, Duke).
- UVA has shot at least 80 percent from the charity stripe in seven games this season.
- Among all Division-I players, **Camryn Taylor** (88.2) is 28th in the nation in free throw percentage, also good for fourth in the ACC.

CAMRYN TAYLOR PROPELLING THE HOOS

- Fifth-year forward **Camryn Taylor** has led UVA in scoring in eight games this season, including all three ACC contests.
- She scored a season-high 26 points – the most by a Cavalier in a single game this season – in UVA's overtime win over Missouri (Nov. 30).
- Her 26 points against the Tigers were just one shy of tying her career high.
- Taylor has scored in double figures 11 times this season and has a pair of double-doubles (18 pts, 13 reb vs. Rider; 17 pts, 15 reb vs. #3 NC State).
- She is currently fourth in the ACC and 28th in the nation in free throw percentage (88.2).
- At La Salle (Dec. 3), Taylor went 10-for-10 at the charity stripe without hitting a basket from the field.

JOHNSON, VAUGHN AMONG THE ACC'S ASSISTS

LEADERS

- Kymora Johnson** (5.4 apg) and **Yonta Vaughn** (4.0 apg) are one of just two pairs of teammates in the ACC averaging at least 4.0 assists per game.
- Virginia is one of just nine schools nationally with two players on its roster averaging at least 4.0 assists per game. Among those nine programs, UVA is the only one with two underclassmen averaging at least 4.0 assists per game.
- Johnson is currently fourth in the league in assists per game, while Vaughn is 10th.
- Vaughn (2.40) and Johnson (2.34) are currently fourth and fifth, respectively, in the ACC in assist-to-turnover ratio.
- Johnson is currently third in assists per game among all freshmen nationally.

HEAT CHECK

- After shooting 19.9 percent from 3-point range in its first four games of the season, the Cavaliers set the program single-game record with 15 made 3-pointers (35 attempts) in UVA's comeback win over Tulane (Nov. 24).
- Six different Cavaliers made a 3-pointer against the Green Wave, including **Sam Brunelle** (4-5 3FG) and **Yonta Vaughn** (4-8 3FG), who led the team with four each.
- UVA's previous record was 14 made 3s (24 attempts) at Rider on Jan. 2, 2008.

DON'T CALL IT A COMEBACK

- This season, the Cavaliers have successfully mounted two 15-point comebacks, their 81-59 triumph over Tulane (Nov. 24) and 87-81 overtime win over Missouri (Nov. 30).
- Virginia trailed the Tigers 28-13 with 9:30 left in the second quarter.
- Against Tulane, the Hoos trailed 19-5 with 3:01 remaining in the first quarter.
- UVA went on to lead by as many as 24 points [66-42] with 9:45 remaining against the Green Wave.
- Both comebacks are UVA's largest since it set the program record on Feb. 13, 2020, when the Cavaliers overcame a 22-point deficit in the Hoos' 69-64 win over Miami.

COMIN' IN HOT

- With an average of 27.0 points from its bench, Virginia is currently 33rd in the nation and second in the ACC in bench scoring.
- The Cavaliers have tallied at least 25 points from its bench in eight games this year (Tulane – 49; La Salle – 45; Wofford – 35; Rider – 33; William & Mary – 31; Oklahoma – 26; Fordham – 26; Missouri – 25).
- In two of those games, the Cavaliers have scored at least 45 points from their reserves.
- In UVA's 81-59 comeback win over Tulane (Nov. 24), the Cavaliers scored 49 points off the bench, the most by UVA in a single game since Dec. 18, 2011, when its bench scored 55 points in a 92-43 victory over Radford.
- Additionally, the Hoos' top-3 scorers against the Green Wave in **Yonta Vaughn** (14 pts), **Sam Brunelle** (12 pts) and **Alexa Smith** (10 pts) came off the bench.

EVERYBODY WANTS SOME

- After finishing fourth in the ACC in attendance (3,489) in 2022-23, UVA set a program record for season tickets sold this offseason after adding 1,000 new season ticket holders this year.
- For games played through Dec. 22, Virginia is currently fourth in the ACC and No. 27 in the nation in attendance (3,886/gm).
- Last season, Virginia also hosted 6,378 fans for National Girls and Women in Sports Day and Senior Day, which marked the highest attendance for a UVA women's basketball non-field trip day game since 2011.

CULTURE WINS

- Since becoming UVA's sixth head coach in the spring of 2022, one of **Amaka "Mox" Agugua-Hamilton's** biggest points of emphasis has been establishing a strong culture now and for years to come.
- A few of Virginia's team mantras include: Grind Now, Shine Later (#GNSL), Culture Wins, and Family.
- Coach Mox has defined her mantra "Grind Now, Shine Later" as "progress is a process". When you focus on the work that's in front of you, the results and recognition will fall into place.

ON THE HORIZON

- Virginia continues its two-game road swing on Sunday (Jan. 14), when the Cavaliers travel to No. 20 North Carolina.
- Tipoff from Carmichael Arena is set for 4 p.m. on ACC Network.

VIRGINIA TO HONOR DEBBIE RYAN FOR NATIONAL GIRLS & WOMEN IN SPORTS DAY

- Legendary Virginia women's basketball head coach **Debbie Ryan** will be honored at UVA's National Girls and Women in Sports Day (NGWSD) celebration on Sunday, Feb. 18, when the Cavaliers host Syracuse (2 p.m.).
- Since 1996, the Virginia Department of Athletics and the Maxine Platzner Lynn Women's Center have collaborated in a celebration of NGWSD, an event that brings national attention to the achievements of female athletes and issues facing girls and women in sport.
- In addition to honoring Ryan at halftime, Virginia Athletics will host a NGWSD pregame youth sports festival on the concourse of John Paul Jones Arena.
- After serving as an assistant coach for two years, Ryan became UVA's third women's basketball head coach in 1977 and led the Cavaliers for 34 seasons.
- Her teams earned a berth in the NCAA Tournament 24 times, including three consecutive Final Four appearances from 1990-92.
- Ryan guided the Cavaliers to three ACC Tournament titles and 11 ACC regular-season championships.
- She was honored as the Naismith Coach of the Year in 1991 by the Atlanta Tipoff Club and remains the only women's basketball coach to be named ACC Coach of the Year seven times.
- Ryan finished her tenure at UVA with a record of 736-323.
- She is currently one of 10 head coaches in Division-I women's basketball history to tally at least 700 wins at the same institution.
- In 2008 – while she was still head coach at UVA – Ryan was enshrined in the Women's Basketball Hall of Fame and the Virginia Sports Hall of Fame in 2012.

VIRGINIA INKS BREONA HURD TO CLASS OF 2024

- Virginia women's basketball head coach Amaka Agugua-Hamilton announced the signing of **Breona Hurd** (Waynesville, Mo.) to the Cavaliers' 2024 signing class on Wednesday (Nov. 8).
- On Jan. 9, Hurd was named a McDonald's All-American nominee.
- Agugua-Hamilton described Hurd as, "a versatile forward that can shoot, pass, and score in the low post. She is physical, can rebound and start the break."

THE RETURNERS

- This season, Virginia returns eight players from last year's squad, including Second Team All-ACC selection **Camryn Taylor** and 2024 Katrina McClain Watch List (nation's top power forward) selection **Sam Brunelle**.
- Other returners include guards **Kaydan Lawson**, **Alexia Smith**, **Cady Pauley** and **Yonta Vaughn**, and forwards **Mir McLean** and **London Clarkson**.

THE NEWCOMERS

- First years **Kymora Johnson**, **Olivia McGhee** and **Edessa Noyan** make up the nation's No. 13 recruiting class.
- In addition to Brunelle, both Johnson and McGhee are natives of the Charlottesville-area, while Noyan hails from Sweden.
- Johnson was also a two-time Gatorade Virginia Girls Basketball Player of the Year while attending St. Anne's-Belfield.
- In addition to its freshman class, UVA signed three players from the transfer portal this offseason in guards **Paris Clark** (Arizona) and **Jillian Brown** (Northwestern), and 6-7 center **Taylor Lauterbach** (K-State).
- Clark was ranked the nation's No. 33 transfer this offseason according to ESPN.com.

GAME NOTES

AMAKA AGUGUA-HAMILTON

OVERVIEW

- Amaka "Mox" Agugua-Hamilton was named Virginia's sixth head coach on March 21, 2022. She is a native of Oakton HS.
- Tripled the Cavaliers' win total (15) in 2022-23 from the previous two seasons combined.
- Recruited in the nation's No. 13 signing class of 2023.
- Led UVA to its first top-25 ranking in the USA Today Coaches Poll since 2010.
- Spent three seasons at Missouri State where she led the Lady Bears to back-to-back NCAA Tournament appearances, including a Sweet 16 appearance in 2021.
- Two-time MVC Coach of the Year (2020-21).
- 2020 WBCA Rookie Coach of the Year.
- 2021 WBCA National Coach of the Year finalist.
- Recorded nine wins over Power-5 teams in three seasons at MSU.
- First African-American woman to be named head coach for any sport at MSU.



EDUCATION

College: Hofstra '05, VCU '07

COACHING EXPERIENCE

Year	School (position)
2006-07	VCU (graduate assistant)
2007-09	VCU (assistant coach)
2009-11	Indiana (assistant coach)
2011-13	Old Dominion (assistant coach)
2013-15	Michigan State (assistant coach)
2015-19	Michigan State (associate head coach)
2019-22	Missouri State (head coach)
2022-pres.	Virginia (head coach)

THE AGUGUA-HAMILTON RECORD

Year	School	Record (Conf)	Postseason
2019-20	Missouri State	26-4 (16-2)	N/A (COVID-19)
2020-21	Missouri State	23-3 (16-0)	NCAA Sweet 16
2021-22	Missouri State	25-8 (14-4)	NCAA First Round
2022-23	Virginia	15-15 (4-14)	WNIT invitee
2023-24	Virginia	8-6 (0-3)	
Total	5 seasons	97-36	
Virginia	2 seasons	23-21 (4-17)	

AGUGUA-HAMILTON VS. 2023-24 OPPONENTS

Opponent	Career	UVA
Boston College	1-0	1-0
Campbell	2-0	2-0
Clemson	0-1	0-1
Duke	0-3	0-3
Florida State	1-1	0-1
Fordham	1-0	1-0
Georgia Tech	1-1	1-1
La Salle	1-0	1-0
Louisville	0-1	0-1
LSU	0-2	0-1
Maryland Eastern-Shore	2-0	2-0
Miami (Fla.)	0-1	0-1
Missouri	4-0	1-0
NC State	1-2	1-2
North Carolina	0-2	0-2
Notre Dame	0-1	0-1
Oklahoma	1-1	0-1
Pittsburgh	0-1	0-1
Rider	1-0	1-0
Syracuse	0-1	0-1
Tulane	1-0	1-0
Virginia Tech	1-2	0-2
Wake Forest	1-2	1-1
William & Mary	2-0	2-0
Wofford	0-1	0-1

2023-24 OPPONENTS

- This season, UVA faces 10 different opponents that reached the 2023 NCAA Tournament.
- Both Oklahoma and reigning-national champion LSU are the two non-conference opponents that earned tournament berths.
- Eight ACC teams made the NCAA Tournament last season in Duke, Florida State, Louisville, Miami, NC State, North Carolina, Notre Dame and Virginia Tech.
- All four of UVA's ACC travel pod partners (Duke, NCSU, UNC & VT), which the Cavaliers will have to face twice during the regular season, made the big dance last year.

A LOOK BACK AT 2022-23

- After going 5-22 in 2021-22, Virginia tripled its win total (15-15) last year under Coach Mox in her first season at UVA.
- The Cavaliers received an invite to the 2023 WNIT, but declined to participate due to a lack of healthy players.
- Last year, Virginia garnered its first national ranking – No. 25 in the USA Today Coaches Poll – since the 2011-12 season.
- The Cavaliers kicked off their 2022-23 campaign by winning their first 12 games, the best start in program history since the 1994-95 season.

BRUNELLE NAMED TO KATRINA McCLAIN WATCH LIST

- For the second consecutive year, UVA forward **Sam Brunelle** was named a Katrina McClain Award Watch List selection, which was announced by the Naismith Memorial Basketball Hall of Fame and the WBCA on Oct. 19.
- The award, which is in its seventh year, recognizes the top power forward in NCAA Division I women's basketball. A national committee of top college basketball personnel determined the watch list of 20 candidates.
- Last season, Brunelle averaged 11.0 points per game, shot 40 percent from 3-point range and 91.2 percent from the free throw line. Brunelle started in 21 games for the Cavaliers in 2022-23 before her season was cut short due to injury.
- She scored in double figures in 14 games, helped the Hoos start 12-0 and achieve the program's first top-25 ranking – in the USA Today Coaches Poll – since 2010. Brunelle joined UVA in 2022 as a graduate transfer from Notre Dame.

WILLOUGHBY IN THE WNBA

- Virginia alumnae Jocelyn Willoughby '20 wrapped up her third playing season in the WNBA with the New York Liberty.
- Willoughby and the Liberty reached the WNBA finals where they fell, 3-1, in the series to the Las Vegas Aces.
- Willoughby led the ACC in scoring as a senior, averaging 19.2 points and 7.7 rebounds per game.
- This year's Virginia team traveled to Brooklyn, N.Y. for game No. 2 of the WNBA finals, which the Liberty won, 87-73, in Barclays Center.
- After the win, the Cavaliers were able to tour the arena with Willoughby.

UVA'S RECORD UNDER AGUGUA-HAMILTON WHEN...

Category	All	2023-24
Leading at the half	17-3	6-2
Trailing at the half	6-16	2-3
Tied at the half	0-2	0-1
Playing in overtime	1-0	1-0
Playing a non-conference opponent	19-3	8-3
Playing an ACC opponent	4-17	0-3
Shooting 50% or better	3-0	1-0
Shooting between 40-49.9%	14-6	5-1
Shooting less than 40%	6-15	2-5
Opponents shoot 50% or better	0-5	0-0
Opponents shoot less than 50%	23-16	8-6
UVA outrebounds its opponent	18-7	7-2
Opponent outrebounds UVA	2-14	0-4
Teams are tied in rebounds	3-0	1-0
UVA has 10 or more steals	11-6	3-2
UVA shoots 70% FT or better	16-15	7-4
UVA shoots less than 70% FT	7-7	1-2
Scoring less than 50 points	0-0	0-0
Scoring 50-59 points	0-8	0-1
Scoring 60-69 points	4-9	0-3
Scoring 70-79 points	9-4	3-2
Scoring 80-89 points	8-0	4-0
Scoring more than 90 points	2-0	1-0
Allowing fewer than 50 points	5-0	1-0
Allowing fewer than 40 points	2-0	0-0
Playing in John Paul Jones Arena	17-9	6-4
Playing on the road	5-10	1-1
Playing on a neutral court	1-2	1-1
Game decided by 1-4 points	1-5	0-4
Game decided by 5-10 points	3-5	1-0
Game decided by 11+ points	19-11	7-2
Playing at night	10-10	3-1
Playing in the afternoon	12-11	4-5
Playing in the morning	1-0	1-0
Playing on Monday	1-0	0-0
Playing on Tuesday	0-0	0-0
Playing on Wednesday	7-2	3-0
Playing on Thursday	4-8	2-1
Playing on Friday	1-0	1-0
Playing on Saturday	1-2	0-2
Playing on Sunday	9-9	2-3
Playing in November	14-2	5-2
Playing in December	7-3	3-2
Playing in January	1-9	0-2
Playing in February	1-6	0-0
Playing in March	0-1	0-0

ACC PRESEASON POLL

1.	Virginia Tech (45)	1,116
2.	Notre Dame (14)	1,052
3.	North Carolina (1)	973
4.	Louisville (1)	867
5.	Florida State	855
6.	Miami	702
7.	Duke	686
8.	NC State	652
9.	Syracuse	504
10.	Virginia	438
11.	Clemson	395
12.	Georgia Tech	342
13.	Boston College	226
14.	Wake Forest	192
15.	Pittsburgh	120



GAME NOTES

VIRGINIA ALL-TIME VS. 2023-24 OPPONENTS

Opponent	Overall
Boston College	18-6
Campbell	2-1
Clemson	45-34
Duke *	35-43
Florida State	36-21
Fordham	3-0
Georgia Tech	59-19
La Salle	1-0
Louisville	2-11
LSU	0-1
Maryland Eastern-Shore	3-0
Miami (Fla.)	10-12
Missouri	1-0
NC State *	41-42
North Carolina *	34-58
Notre Dame	3-10
Oklahoma	0-1
Pittsburgh	6-6
Rider	6-0
Syracuse	5-10
Tulane	1-3
Virginia Tech *	51-18
Wake Forest	69-10
William & Mary	13-0
Wofford	0-1

* - Two regular-season matchups scheduled in 2023-24

UPCOMING MILESTONES

Wins

100 Wins.....Amaka Agugua-Hamilton, 97

Games Played

125 GP.....Sam Brunelle, 113
Camryn Taylor, 113
100 GP.....Alexia Smith, 95
London Clarkson, 93
Taylor Lauterbach, 84

Total Points

1,500 Points.....Camryn Taylor, 1,379
Sam Brunelle, 1,110
600 Points.....Jillian Brown, 503
500 Points.....London Clarkson, 468
Alexia Smith, 431
Mir McLean, 376
Kaydan Lawson, 343

Field Goals Made

600 FGM.....Camryn Taylor, 543
500 FGM.....Sam Brunelle, 423

Rebounding

700 Rebounds.....Camryn Taylor, 647
500 Rebounds.....Sam Brunelle, 445
300 Rebounds.....London Clarkson, 298
Alexia Smith, 298
Jillian Brown, 292
Mir McLean, 288
Kaydan Lawson, 286

Blocked Shots

75 Blocks.....Camryn Taylor, 69
50 Blocks.....London Clarkson, 50
Taylor Lauterbach, 48

Steals

100 Steals.....Camryn Taylor, 88
Alexia Smith, 79
Jillian Brown, 65
London Clarkson, 57
50 Steals.....Mir McLean, 49

WRIGHT INDUCTED INTO VIRGINIA SPORTS HALL OF FAME

- Former Cavalier Monica Wright Rogers was inducted into the Virginia Sports Hall of Fame as part of its class of 2024, the organization announced Nov. 27.
- A native of Woodbridge, Va., Wright Rogers was Virginia's the 2006 Gatorade Virginia Player of the Year and was selected as a WBCA All-American.
- During her four years at Virginia, Wright Rogers set program career records for total points (2,540), scoring average (19.1 ppg), field goals made (962), field goal attempts (2,207) and 25-point games (28), and ranks fourth on the all-time list with 372 steals.
- A three-time All-American, Wright Rogers was named the 2010 ACC Player of the Year, ACC Defensive Player of the Year and WBCA National Defensive Player of the Year. Following her graduation, she played seven seasons in the WNBA, winning two WNBA Championships, and was named to the 2010 All-Rookie Team.

JANKOSKA ENSHRINED IN SAGINAW COUNTY SPORTS HALL OF FAME

- Virginia assistant coach **Tori Jankoska**, arguably the best Michigan State women's basketball player of all-time, was enshrined in the Saginaw County (Mich.) Sports Hall of Fame on Nov. 5.
- Jankoska was a four-time all-state player for Freeland High School from 2010-13 where she scored a Saginaw County record 2,333 career points, also good for No. 9 all-time in the state of Michigan.
- Her senior year, she was crowned Michigan's Miss Basketball and the state's Gatorade Player of the Year.
- At Michigan State, she set the program's all-time scoring record (2,212).
- Jankoska was selected ninth overall by the Chicago Sky in the 2017 WNBA Draft and later played for the Polish basketball team, Basket Gdynia.
- Prior to her arrival at Virginia in 2022, Jankoska served as assistant coach for three seasons (2019-22) at Missouri State under current UVA head coach **Amaka Agugua-Hamilton**.



CAVALIERS SELECTED IN THE WNBA DRAFT

Year	Name	Team	Rd.	Pk.
1997	Wendy Palmer* (Elite Draft)	Utah Starzz	2	1
	Tammi Reiss*	Utah Starzz	1	5
	Tora Suber	Charlotte Sting	1	7
1999	Dawn Staley*	Charlotte Sting	1	9
2000	Lesley Brown (Expansion Draft)	Miami Sol	-	19
	Renee Robinson	Indiana Fever	4	9
2001	Svetlana Volnaya	Detroit Shock	3	6
2003	Telisha Quarles	Phoenix Mercury	3	4
2008	Sharnee Zoll	LA Sparks	3	1
2009	Lyndra Littles	Connecticut Sun	2	4
2010	Monica Wright	Minnesota Lynx	1	2
2020	Jocelyn Willoughby	Phoenix Mercury	1	10

CAVALIERS WHO HAVE PLAYED IN THE WNBA

Heidi Burge (LA Sparks 1997; Washington Mystics 1998)
Jenny Boucek (Cleveland Rockers 1997)
Wendy Palmer (Utah Starzz 1997-99; Detroit Shock 1999-02; Orlando Miracle 2002; Connecticut Sun 2003-04; San Antonio Silver Stars 2005; Seattle Storm 2006-07)
Tammi Reiss (Utah Starzz 1997-98)
Tora Suber (Charlotte Sting 1997-98; Orlando Miracle 1999)
Heather Burge (Sacramento Monarchs 1999)
Dawn Staley (Charlotte Sting 1999-2005; Houston Comets 2005-06)
Lesley Brown (Miami Sol, 2000)
DeMya Walker (Portland Fire 2000-02; Sacramento Monarchs 2003-09; Connecticut Sun 2010-11; Washington Mystics 2011; New York Liberty 2012-13)
Sharneé Zoll (Minnesota Lynx 2008, Chicago Sky 2013)
Monica Wright (Minnesota Lynx 2010-15; Seattle Storm 2015-16)
Jocelyn Willoughby (New York Liberty 2020-pres.)

WNBA CHAMPIONS

DeMya Walker (Sacramento Monarchs, 2005)
Monica Wright (Minnesota Lynx, 2011 & 2013)

2023-24 VIRGINIA ROSTER

NUMERICAL

No.	Name	Pos.	Yr.	Ht.	Hometown	High School/Previous School
0	Olivia McGhee	G	Fr.	6-2	Louisa, Va.	IMG Academy
1	Paris Clark	G	So.	5-8	Bronx, N.Y.	Long Island Lutheran/Arizona
4	Jillian Brown	G	Jr.	5-10	Grand Rapids, Mich.	East Grand Rapids/Northwestern
5	Yonta Vaughn	G	So.	5-8	District Heights, Md.	Bishop McNamara
10	Mir McLean	G/F	Sr.	5-11	Baltimore, Md.	Roland Park Country School/UConn
12	Edessa Noyan	F	Fr.	6-3	Södertälje, Sweden	Täljegymnasiet
14	Kaydan Lawson	G	Sr.	6-0	Cleveland, Ohio	Orange
20	Camryn Taylor	F	5th	6-2	Peoria, Ill.	Richwoods/Marquette
21	Kymora Johnson	G	Fr.	5-7	Charlottesville, Va.	St. Anne's-Belfield School
23	Alexia Smith	G	Sr.	5-8	Columbus, Ohio	Columbus Africentric Early College/Minnesota
32	Cady Pauley	G	So.	5-11	Milan, Mo.	Milan
33	Sam Brunelle	F	Gr.	6-2	Ruckersville, Va.	William Monroe/Notre Dame
34	London Clarkson	F	Gr.	6-2	Pflugerville, Texas	Pflugerville/Florida State
41	Taylor Lauterbach	C	Gr.	6-7	Appleton, Wisc.	Appleton West/K-State

ALPHABETICAL

No.	Name	Pos.	Yr.	Ht.	Hometown	High School/Previous School
4	Jillian Brown	G	Jr.	5-10	Grand Rapids, Mich.	East Grand Rapids/Northwestern
33	Sam Brunelle	F	Gr.	6-2	Ruckersville, Va.	William Monroe/Notre Dame
1	Paris Clark	G	So.	5-8	Bronx, N.Y.	Long Island Lutheran/Arizona
34	London Clarkson	F	Gr.	6-2	Pflugerville, Texas	Pflugerville/Florida State
21	Kymora Johnson	G	Fr.	5-7	Charlottesville, Va.	St. Anne's-Belfield School
41	Taylor Lauterbach	C	Gr.	6-7	Appleton, Wisc.	Appleton West/K-State
14	Kaydan Lawson	G	Sr.	6-0	Cleveland, Ohio	Orange
0	Olivia McGhee	G	Fr.	6-2	Louisa, Va.	IMG Academy
10	Mir McLean	G/F	Sr.	5-11	Baltimore, Md.	Roland Park Country School/UConn
12	Edessa Noyan	F	Fr.	6-3	Södertälje, Sweden	Täljegymnasiet
32	Cady Pauley	G	So.	5-11	Milan, Mo.	Milan
23	Alexia Smith	G	Sr.	5-8	Columbus, Ohio	Columbus Africentric Early College/Minnesota
20	Camryn Taylor	F	5th	6-2	Peoria, Ill.	Richwoods/Marquette
5	Yonta Vaughn	G	So.	5-8	District Heights, Md.	Bishop McNamara

Head Coach: Amaka Agugua-Hamilton (Hofstra '05), 2nd year

Assistant Coach: CJ Jones (Francis Marion '10), 2nd year

Assistant Coach: Tori Jankoska (Michigan State '16), 2nd year

Assistant Coach: Alysiah Bond (Ohio State '95), 2nd year

Assistant Coach: Janko Popovic (LeMoyne-Owen, '14), 2nd year

Director of Basketball Operations: Jazmin Horne (Saint Joseph's '17, Temple '22), 2nd season

Director of Scouting and Player Development: Abby Emmert (Missouri State '21, '22), 2nd season

Director of Recruiting Operations: Mariah White (Missouri State '22), 2nd season

Athletic Trainer: Lydia Johnson (Charleston Southern, '12), 2nd season

Strength & Conditioning Coach: Justin Westbrook (Virginia '22, '23), 1st season

Pronunciation Guide

5.	Yonta Vaughn	Yahn-tah
10.	Mir McLean	Rhymes with dear
12.	Edessa Noyan	Eh-dess-uh
21.	Kymora Johnson	Kuh-more-uh
23.	Alexia Smith	Uh-lex-ee-uh
41.	Taylor Lauterbach	Law-tuhr-bahk
	Amaka Agugua-Hamilton	Uh-mah-kuh Uh-goo-gwah
	Alysiah Bon	Uh-lie-shuh
	Tori Jankoska	Jan-kahs-kuh
	Janko Popovic	Yahn-koh Pop-oh-vich

UVA BIRTHDAYS

February 1	Alexia Smith
February 9	Yonta Vaughn
February 18	Olivia McGhee
March 15	Camryn Taylor
March 19	Sam Brunelle
May 2	Edessa Noyan
May 15	Cady Pauley
June 7	Taylor Lauterbach
July 25	Kymora Johnson
August 13	Jillian Brown
September 5	Mir McLean
September 12	Paris Clark
October 17	London Clarkson
December 14	Kaydan Lawson



VIRGINIA'S RECORD WHEN...

VIRGINIA'S RECORD IN 2023-24 WHEN...

Games decided by 10 pts or less	1-4
Leading at halftime	6-2
Trailing at halftime	2-3
Tied at halftime	0-1
In overtime games	1-0
Leading by 10 or more points	7-1
Shot FG 50% or better	1-0
Shot FG 40-49%	5-2
Shot FG less than 40%	2-4
Holding opponent under 60 points	6-0
Scoring 30-39 points	0-0
Scoring 40-49 points	0-0
Scoring 50-59 points	0-1
Scoring 60-69 points	0-3
Scoring 70-79 points	3-2
Scoring 80-89 points	4-0
Scoring 90-100 points	1-0
Scoring over 100 points	0-0
Outrebounding opponent	7-2
Being outrebounded	0-4
Tied in rebounding	1-0
Had fewer turnovers than opponent	7-2
Tied in turnovers	0-3
Committed fewer than 15 turnovers	6-2
Wearing white uniforms	6-3
Wearing blue uniforms	2-2
Wearing orange uniforms	0-1

VIRGINIA MARGINS OF VICTORY IN 2023-24

1-3 points	0
4-9 points	1
10-19 points	0
20-29 points	7
30-39 points	0
40-49 points	0

VIRGINIA MARGINS OF DEFEAT IN 2023-24

1-3 points	3
4-9 points	1
10-19 points	2
20-29 points	0
30-39 points	0
40-49 points	0

LARGEST LEADS & BEST SCORING RUNS IN 2023-24

Largest winning margin	29 (80-51) vs. William & Mary, 11/15/23
Largest losing margin	15 (67-82) vs. #25 Oklahoma, 11/19/23
Largest lead	38 (3rd 4:54) vs. Fordham, 12/21/23
Largest deficit	20 (3rd 9:43) vs. Oklahoma, 11/19/23
	20 (4th 2:26) vs. #3 NC State, 12/31/23
Largest deficit in a win	15 (1st 3:01) vs. Tulane, 11/24/23
	15 (2nd 9:30) vs. Missouri, 11/30/23
Largest lead in a loss	11 (2nd 2:04) vs. Wofford, 12/16/23
Largest halftime lead	25 (50-25) vs. Fordham, 12/21/23
Largest halftime deficit	17 (27-44) vs. Oklahoma, 11/19/23
Largest halftime deficit in a win	8 (28-36) vs. Missouri, 11/30/23
Best scoring run	21 (4th 3:01) vs. Campbell, 11/12/23
Opponent's best scoring run	12 (1st 0:41) vs. NC State, 12/31/23

SCORING BENCHMARKS

GAMES WITH 20 OR MORE POINTS IN 2023-24

	Career	2023-24
Camryn Taylor, F	13*	1
Mir McLean, G/F	3	0
Sam Brunelle, F	8#	0
Kymora Johnson, G	1	1
London Clarkson, G	1	0

* - includes four 20-point games in two seasons at Marquette (2019-21)

- includes seven 20-point games in three seasons at Notre Dame (2019-22)

GAMES WITH 10 OR MORE POINTS

	Career	2023-24
Camryn Taylor, F	72*	12
Sam Brunelle, F	58*	4
Mir McLean, G/F	20*	0
Jillian Brown, G	19*	4
London Clarkson, F	20*	5
Kaydan Lawson, F	12	0
Alexia Smith, G	11	4
Paris Clark, G	9*	6
Kymora Johnson, G	7	7
Olivia McGhee, G/F	5	5
Yonta Vaughn, G	3	2
Cady Pauley, G	3	0
Taylor Lauterbach, C	1*	0

* - includes 10-point games at previous school

GAMES WITH 10 OR MORE REBOUNDS

	Career	2023-24
Mir McLean, G/F	6	0
Camryn Taylor, F	4	2
Kaydan Lawson, F	1	0
London Clarkson, F	1	0
Jillian Brown, G	2	2
Taylor Lauterbach, C	2*	0
Alexia Smith, G	1	1
Paris Clark, G	1	1

* - includes two 10-rebound games in three seasons at K-State

DOUBLE DOUBLES

	Career	2023-24
Camryn Taylor, F	10*	2
Mir McLean, G/F	7	0
Jillian Brown, G	1	1
Paris Clark, G	1	1
Alexia Smith, G	1	1

* - includes five double-doubles in 27 games at Marquette

MISCELLANEOUS GAME-BY-GAME

GAME-BY-GAME LEADERS

Date	Opponent	W/L	Score	Points	Rebounds	Assists
11/8	UMES	W	76-52	Taylor, 22	Brown, 13	Vaughn, 8
11/12	Campbell	W	74-49	Taylor, 16	Noyan, 8	Johnson, 7
11/15	William & Mary	W	80-51	Brown, 17	Brown & Taylor, 7	Smith, 4
11/19	Oklahoma	L	67-82	Taylor, 17	Brown, 9	Johnson, 6
11/24	vs. Tulane	W	81-59	Vaughn, 14	McGhee, 6	Johnson, 9
11/25	vs. LSU	L	73-76	Clark, 19	Brown & Clark, 7	Vaughn, 7
11/30	Missouri	W (ot)	87-81	Taylor, 26	Smith, 13	Johnson, 7
12/3	at La Salle	W	94-73	Johnson, 17	Brown, 8	Vaughn, 6
12/6	Rider	W	78-51	Taylor, 18	Taylor, 13	Johnson, 4
12/16	Wofford	L	70-71	Clark & McGhee, 14	Clarkson, 9	Johnson, 9
12/21	Fordham	W	82-56	Johnson, 26	Taylor, 8	Johnson, 7
12/31	#3 NC State	L	61-72	Taylor, 17	Taylor, 15	Johnson, 7
1/4	at Georgia Tech	L	60-63	Taylor, 19	Clark, 12	Johnson, 6
1/7	Duke	L	56-60	Taylor, 17	Johnson, 8	Vaughn, 6

Bold – Team season high

SCORING & SPECIALTY STATS

Date	Opponent	Total		1st Half		2nd Half (OT)		Starters		Bench		In the Paint		Fast Break		2nd Chance		Off Turnovers	
		UVA	Opp.	UVA	Opp.	UVA	Opp.	UVA	Opp.	UVA	Opp.	UVA	Opp.	UVA	Opp.	UVA	Opp.	UVA	Opp.
11/8	UMES	76	52	35	22	41	30	58	27	18	25	30	10	24	6	12	4	14	10
11/12	Campbell	74	49	29	35	45	14	65	37	9	12	32	22	22	5	14	9	20	6
11/15	William & Mary	80	51	34	23	46	28	49	33	31	18	42	24	22	7	15	10	13	5
11/19	#25 Oklahoma	67	82	27	44	40	38	41	63	26	19	36	30	7	18	15	8	21	7
11/24	vs. Tulane	81	59	36	34	45	25	32	43	49	16	26	22	13	9	13	7	28	6
11/25	vs. #7 LSU	73	76	38	38	35	38	51	68	22	8	32	42	14	8	21	15	16	13
11/30	Missouri (OT)	87	71	28	36	47 (12)	39 (6)	62	66	25	15	44	32	8	8	18	7	21	8
12/3	at La Salle	94	73	45	33	49	40	49	46	45	27	46	28	19	11	15	6	22	10
12/6	Rider	78	51	32	27	46	24	45	39	33	12	40	26	17	4	26	0	16	4
12/16	Wofford	70	71	37	30	33	41	35	51	35	20	34	28	17	2	11	7	16	12
12/21	Fordham	82	56	50	25	32	31	56	36	26	20	38	18	36	12	4	8	21	15
12/31	#3 NC State	61	72	32	31	29	41	40	64	21	8	16	32	16	15	9	18	14	10
1/4	at Georgia Tech	60	63	24	27	36	36	49	58	11	5	34	24	14	6	17	15	12	12
1/7	Duke	56	60	26	30	30	30	41	44	15	16	20	30	12	4	9	13	14	13

Bold – Virginia season high/opponent season low

STARTING LINEUPS

Lineup #	Game(s)	G	G	G/F	F	F/C
1	1	Johnson	Brown	Smith	Taylor	Noyan
2	2-4	Johnson	Brown	Smith	Taylor	Clarkson
3	5	Johnson	Brown	McGhee	Taylor	Clarkson
4	6-9, 11	Johnson	Clark	Smith	Taylor	Brunelle
5	10	Johnson	Clark	Smith	Brunelle	Clarkson
6	12-13	Johnson	Clark	Smith	Taylor	Clarkson
7	14	Johnson ¹⁴	Clark ⁹	Brown ¹	Taylor ⁴	Clarkson ³

– Consecutive starts

GAME-BY-GAME COMPARISONS

Date	Opponent	W/L	Score	Field Goals		3-Pointers		Free Throws		Rebounds			PF	A	TO	Stl	Blk	Pts
				FG-FGA	Pct	3FG-3FGA	Pct	FT-FTA	Pct	Off	Def	Total						
11/8/23	at Virginia UMES	W	76-52	24-67	35.8	8-31	25.8	20-25	80.0	20	40	60	15	16	19	8	8	76
				20-71	28.2	5-21	23.8	8-10	70.0	13	26	39	19	7	14	5	5	52
11/12/23	at Virginia Campbell	W	74-49	25-62	40.3	3-15	20.0	21-23	91.3	13	30	43	17	16	11	11	7	74
				15-58	31.0	7-27	25.9	6-16	37.5	15	25	40	21	13	21	5	7	49
11/15/23	at Virginia W&M	W	80-51	29-71	40.8	6-22	27.3	16-20	80.0	18	38	56	17	15	12	7	8	80
				18-67	26.9	3-19	15.8	12-16	75.0	13	25	38	19	10	14	4	3	51
11/19/23	at Virginia #22 Oklahoma	L	67-82	26-83	31.3	1-23	4.3	14-17	82.4	18	25	43	19	12	12	14	3	67
				30-62	48.4	13-30	43.3	9-12	75.0	8	41	49	17	22	24	6	7	82
11/24/23	Virginia vs. Tulane	W	81-59	30-74	40.5	15-35	42.9	6-7	85.7	14	29	43	19	20	12	13	4	81
				18-58	31.0	6-23	26.1	17-24	70.8	14	29	43	10	9	19	10	4	59
11/25/23	Virginia vs. #7 LSU	L	73-76	27-72	37.5	9-31	29.0	10-14	71.4	19	23	42	24	14	16	8	6	73
				26-67	40.3	2-8	25.0	20-24	83.3	18	29	47	17	16	16	4	2	76
11/30/23	at Virginia Missouri	W (ot)	87-81	32-78	41.0	5-22	22.7	18-23	78.3	16	28	44	19	20	6	7	6	87
				27-60	45.0	9-25	36.0	18-26	69.2	9	32	41	20	15	18	6	4	81
12/3/23	Virginia at La Salle	W	94-73	33-72	45.8	5-21	23.8	23-25	92.0	17	31	48	18	22	14	9	2	94
				27-68	39.7	10-34	29.4	9-13	69.2	12	22	34	21	13	20	6	3	73
12/6/23	at Virginia Rider	W	78-51	29-76	38.2	7-28	25.0	13-20	65.0	31	29	60	11	14	10	12	2	78
				22-52	42.3	4-21	19.0	3-6	50.0	13	19	22	15	16	16	8	1	51
12/16/23	at Virginia Wofford	L	70-71	28-68	41.2	4-23	17.4	10-13	76.9	18	27	45	13	19	17	8	3	70
				27-58	46.6	11-26	42.3	6-7	85.7	5	22	27	17	16	18	11	1	71
12/21/23	at Virginia Fordham	W	82-56	31-58	53.4	12-22	54.5	8-11	72.7	7	32	39	9	21	19	9	4	82
				20-64	31.3	11-30	36.7	5-6	83.3	12	20	32	9	15	20	12	0	56
12/31/23	at Virginia #3 NC State	L	61-72	20-72	27.8	9-30	30.0	12-19	63.2	12	32	44	19	12	11	5	8	61
				25-70	35.7	5-19	26.3	17-19	89.5	13	43	56	15	14	11	6	4	72
1/4/24	Virginia at Georgia Tech	L	60-63	22-64	34.4	1-16	6.3	15-23	65.2	17	29	46	24	14	17	12	8	60
				19-59	32.2	4-18	22.2	21-33	63.6	15	27	42	17	10	16	9	2	63
1/7/24	at Virginia Duke	L	56-60	16-54	29.6	2-10	20.0	22-26	84.6	11	24	35	25	11	14	5	5	56
				22-55	40.0	2-18	11.1	14-25	56.0	12	29	41	23	11	14	7	9	60
Totals	Virginia Opponents			372-971	38.3	87-329	26.4	208-266	78.2	231	417	648	249	226	194	128	74	1,039
				320-869	36.8	92-319	28.8	164-237	69.2	169	389	551	240	187	241	99	52	896

Virginia Averages

Games Played	Points/game	FG Pct	3FG Pct	FT Pct	Rebounds/game	Assists/game	Turnovers/game	Assist/Turnover ratio	Steals/game	Blocks/game
14	74.2	38.3	26.4	78.2	46.3	16.1	13.9	1.2	9.1	5.3

Opponents Averages

Games Played	Points/game	FG Pct	3FG Pct	FT Pct	Rebounds/game	Assists/game	Turnovers/game	Assist/Turnover ratio	Steals/game	Blocks/game
14	64.0	36.8	28.8	69.2	39.4	13.4	17.2	0.8	7.1	3.7

THE LAST TIME

INDIVIDUAL

One player with a double-double: Paris Clark (13 pts, 12 reb), at Georgia Tech (1/4/24)

Two UVA players with double-doubles in the same game: vs. Syracuse, 3/5/20 (Willoughby 13 pts, 12 reb; Jablonowski 12 pts, 10 reb)

Five Players in double figures: at La Salle, 12/3/23 (Johnson 17, Brown 12, Clark 12, Clarkson 11 Brunelle 10, Taylor 10)

Six players in double figures: vs. at La Salle, 12/3/23 (Johnson 17, Brown 12, Clark 12, Clarkson 11 Brunelle 10, Taylor 10)

Seven players in double figures: vs. Norfolk State 11/16/15 (Randolph 17, Moses 12, Brown 11, Venson 10, Mason 10, Huland El 10, Jones 10)

Zero players in double figures: vs. Louisville, 1/17/19

Every Cavalier player scored: vs. Rider, 12/6/23

Scored 25 points: 26, Kymora Johnson vs. Fordham, 12/21/23

Scored 30 points: 30, Taylor Valladay vs. Pittsburgh, 2/20/22

Scored 40 points: **48, Mimi Kennedy at North Carolina, 01/15/98

A non-starter scored 20 or more points: 23, London Clarkson vs. North Carolina, 2/2/23

Two or more Hoos scored 20 or more points in the same game: at Virginia Tech (Willoughby 29, Toussaint 29) 2/23/20

Perfect from the field (5 attempts): 6-6, Kymora Johnson at La Salle, 12/3/23

Perfect at FT line (8 attempts): 10-10, Camryn Taylor at La Salle, 12/3/23

Perfect at FT line (9 attempts): 10-10, Camryn Taylor at La Salle, 12/3/23

Perfect at FT line (10 attempts): 10-10, Camryn Taylor at La Salle, 12/3/23

Attempted 20 free throws: 20**, Brandi Teamer at Wake Forest, 1/6/05

Had 15 rebounds: 15, Camryn Taylor vs. #3 NC State 12/31/23

Had 20 rebounds: 24, Sarah Imovbioh vs. Ohio State 11/14/14

Had 10 assists: 10, Taylor Valladay vs. Syracuse, 02/08/22

Had 6 steals: 9, Shemera Williams vs. Duke, 1/9/20

Had 5 blocked shots: 5, Sam Brunelle vs. Florida State, 1/19/23

Opponent made game-winning buzzer beater: Rachael Rose (0.4 seconds), Wofford, 12/16/23

TEAM

RANKINGS

UVA ranked in AP Top 25: #22, 11/21/12

UVA ranked USA Today Top 25: #25, 12/20/22

Played AP No. 1 team: #1 Duke, L 79-58, 3/2/07

Defeated AP No. 1 team: #1 Maryland, 75-74, 2/11/92

Defeated AP Top 10 team: #4 Florida State 60-51, 2/16/17

Defeated AP Top 25 team: #22 NC State, 2/12/23

Defeated USA Today 25 team: #20 NC State, 2/12/23

FIELD GOAL SHOOTING

Shot 60 percent: 62.3 (33-53) vs. Georgia Tech, 3/02/08

Shot 70 percent: **70.0 (42-60) at Wake Forest, 1/7/87

Made 40-49 field goals: 40 vs. Coppin State, 11/13/16

Made 50 field goals: **54 vs. Cleveland State, 11/29/95

Attempted 70 FG: 72 vs. #3 NC State, 12/23/23

Attempted 80 FG: 83 vs. #25 Oklahoma, 11/19/23

3-POINT SHOOTING

Shot 50 percent: 54.5 (12-22) vs. Fordham 12/21/23

Shot 60 percent: 60.0 (9-15) vs. UNCG 12/2/17

Shot 70 percent: 75.0 (6-8) vs. Louisville 03/01/15

Shot 80 percent: 85.7 (6-7) vs. St. John's, 03/19/88

Made 10 3FGs: 12 vs. Fordham, 12/21/23

Made 15 3FGs: **15 vs. Tulane, 11/24/23

Attempted 20 3FGs: 30 (made 9) vs. #3 NC State, 12/31/23

Attempted 30 3FGs: 30 (made 9) vs. #3 NC State, 12/31/23

UVA failed to make at least one 3FG: 0-10 at Loyola Chicago, 11/16/22

Opponent failed to make at least one 3FG: 0-19, Morgan State, 12/18/22

FREE THROW SHOOTING

Shot 85 percent: 84.6 (22-26) vs. Duke, 1/7/24

Shot 90 percent: 92.0 (23-25) at La Salle, 12/3/23

Shot 100 percent: 1.000 (10-10) vs. North Carolina, 2/24/22

Made 20 free throws: 22 (22-26) vs. Duke, 1/7/24

Made 30 free throws: 30 (30-38) vs. North Carolina, 02/20/14

Attempted 0 FT: at Duke 1/14/18

Attempted 30 FT: 34 vs. Pittsburgh, 2/20/22

Attempted 40 FT: 44 vs. Indiana, 11/26/09

Attempted 50 FT: **54 at Wake Forest, 1/6/05

SCORING

Scored 85 points: 94 at La Salle, 12/3/23

Scored 90 points: 94 at La Salle, 12/3/23

Scored 100 points: 101 vs. UMBC, 11/10/22

An opponent scored 100 points: 103 at Notre Dame 3/3/19

Scored 40 bench points: 45 at La Salle, 12/3/23

Scored 50 bench points: 55 vs. Radford 12/18/11

REBOUNDING

Had 50 rebounds: 60 vs. Rider, 12/6/23

Had 60 rebounds: 60 vs. Rider, 12/6/23

Had 70 rebounds: **77 vs. Rider, 12/19/96

ASSISTS

Had 20 assists: 21 vs. Fordham, 12/21/23

Had 30 assists: **37 vs. Cleveland State, 11/29/95

STEALS

Had 15 steals: 15 vs. UNCW, 12/4/22

Had 20 steals: 22 vs. UMES, 12/17/13

Had 25 steals: 26 vs. Clemson, 02/12/12

BLOCKED SHOTS

Blocked 10 shots: 13 vs. Florida State, 1/19/23

Blocked 15 shots: **15 vs. Georgia Tech, 1/20/96

TURNOVERS

UVA forced 30 turnovers: 31 at Wake, 01/10/16

UVA committed 30 turnovers: 30 vs. ECU 11/27/22

COMEBACKS

Overcame a 15-point deficit: 15 (2nd 9:30) vs. Missouri, 11/30/23

Overcame a 20-point deficit: **22 (2nd 5:27) vs. Miami, 2/13/20

OVERTIME

UVA played in OT: W, 87-53 vs. Missouri, 11/30/23

UVA won in OT: W, 87-53 vs. Missouri, 11/30/23

UVA lost in OT: L, 81-86 vs. Louisville, 1/5/17

UVA played in 2OT: L (2OT), 73-70 at Alabama, 12/21/12

UVA played in 3OT: W (4OT), 94-92 vs. NC State, 2/10/11

UVA played in 4OT: W (4OT), 94-92 vs. NC State, 2/10/11

MISCELLANEOUS

UVA shot 80% from the floor in a quarter: .800 (8-10) vs. NC State, 1/13/22**

UVA shot 70% from the floor in a quarter: .714 (10-14) vs. Syracuse, 2/8/22

UVA shot 60% from the floor in first half:

.619 (26-42) vs. CCSU 11/12/17

UVA shot 60% from the floor in second half: .608 (14-23) vs. UIC 12/16/16

UVA shot less than 20% from floor in first half: .192 (5-26) vs. NC State 1/13/19

UVA shot less than 20% from floor in second half: .187 (6-32) vs. Syracuse 3/5/20

UVA scored less than 15 points in first half: 13 at Florida State, 01/8/06

UVA scored less than 15 points in second half: 12 at Georgia Tech, 01/09/22

UVA held opponent to less than 15 points first half: 14 vs. Morgan State, 12/18/22

UVA held opponent to less than 15 points second half: 14 vs. Campbell, 11/12/23

UVA held opponent to less than 10 points first half: 6 vs. Norfolk State, 12/28/12

UVA held opponent to less than 30 points: 28 vs. Morgan State, 12/18/22

**program record



JOHN PAUL JONES ARENA RECORDS

VIRGINIA PLAYERS

Points	33, Lyndra Littles vs. Louisiana Tech, 12/29/08
Field Goals Made.....	13, Monica Wright vs. Monmouth, 12/18/08
Field Goal Attempts	32, Monica Wright vs. James Madison, 12/6/09
Field Goal Pct.	1.000 (8-8), Jazmin Pitts vs. Radford, 12/18/11
3-Point FG Made.....	6, Mikayla Venson vs. NC State, 1/29/15
.....	6, Kymora Johnson vs. Fordham, 12/21/23
3-Point FG Attempts.....	11, Ataira Franklin vs. North Carolina, 1/5/12
.....	11, Faith Randolph vs. Davidson, 12/28/14
.....	11, Kymora Johnson vs. #3 NC State, 12/31/23
3-Point FG Pct.....	1.000 (6-6), Mikayla Venson vs. NC State, 1/29/15
Free Throws Made	16, Telia McCall vs. Georgia Tech, 2/3/13
Free Throws Attempted	17, Telia McCall vs. Georgia Tech, 2/3/13
FT Pct. (min. 10 attempts) 1.000,	London Clarkson (14-14) vs. Boston College, 1/15/23
.....	1.000, Monica Wright (12-12) vs. Florida State, 1/23/09
.....	1.000, Jocelyn Willoughby (11-11) vs. Duke, 1/9/20
.....	1.000, Monica Wright (10-10) vs. North Carolina, 2/15/10
.....	1.000, Jocelyn Willoughby (10-10) vs. Miami, 2/13/20
Rebounds	24, Sarah Imovbioh vs. Ohio State, 11/14/14
Assists	11, Ariana Moorer vs. Appalachian State, 3/22/12
Steals	10, Monica Wright vs. Liberty, 12/29/09
Blocks.....	6, Felicia Aiyeotan vs. Coppin State, 11/13/16
.....	6, Felicia Aiyeotan vs. Maryland, 11/29/17
.....	6, Felicia Aiyeotan vs. UNCG, 12/2/17
Turnovers	8, Dominique Toussaint vs. Duke, 1/9/20
.....	8, Monica Wright vs. Manhattan, 11/15/09

VIRGINIA TEAM

Most Points.....	110, vs. USC Upstate, 11/18/09
Fewest Points.....	38, vs. NC State, 1/13/19
.....	38, vs. UCF, 11/17/21
Field Goals	43, vs. Central Connecticut, 11/12/17
Field Goal Attempts	87, vs. James Madison, 12/6/09
Field Goal Pct.	62.3 (33-53), vs. Georgia Tech, 3/2/08
3-Point Field Goals	13, vs. Boston College, 1/15/15
.....	13, vs. Cleveland State, 12/16/06
3-Point FG Attempts.....	33, vs. Central Michigan, 11/24/18
3-Point FG Pct. (min. 10 made)	73.3 (11-15), vs. NC State, 1/29/15
Free Throws Made	35, vs. Georgia Tech, 3/2/08
Free Throws Attempted	46, vs. Georgia Tech, 3/2/08
Fewest FT Attempted	0, vs. Wisconsin, 11/27/17
Free Throw Pct. (min. 10 made)	1.000 (13-13), vs. Virginia Tech, 1/21/18
.....	1.000 (10-10), vs. North Carolina, 2/24/22
Rebounds	68, vs. Colorado, 11/24/08
Assists	27, vs. USC Upstate, 11/18/09
Steals	26, vs. Wagner, 12/28/11
.....	26, vs. Clemson, 2/12/12
Blocks.....	13, vs. Florida State, 1/19/23
Most Turnovers	31 vs. Georgia Tech, 3/2/08
Fewest Turnovers	5, vs. Radford, 11/16/14
.....	5, vs. Boston College, 1/21/12
Personal Fouls	34, vs. Rhode Island, 11/26/23

MISCELLANEOUS

Largest Comeback	22 points vs. Miami, 2/13/20
Largest Margin of Victory.....	63 (103-40), vs. Coppin State, 11/13/16
Largest Margin of Victory Over an ACC Foe.....	49 (76-27), vs. Virginia Tech, 1/26/17
Largest Margin of Defeat.....	36, (96-60), vs. UConn, 12/18/06
.....	36, (77-41), vs. Louisville, 2/1/18
Record in Overtime Games	22 (15-7); Last 87-81 win vs. Missouri, 11/30/23

OPPONENT PLAYERS

Points	38, Dawn Evans, James Madison, 12/6/09
Rebounds	18, Quineshia Leonard, Norfolk State (12/28/12)
Field Goals Made.....	12 (5x), last Zaire O'Neil, Georgia Tech, 2/2/17
Field Goal Attempts	31, Tamoria Holmes vs Howard (03/15/12)
Field Goal Pct. (min. 5 made).....	1.000 (5x), last Tiara Chambers (5-5), East Carolina, 11/29/20
3-Point FG Made.....	8 (4x), last Victoria Morris, Old Dominion, 11/24/19
3-Point FG Attempts.....	19, Tamoria Holmes, Howard, 3/15/12
3-Point FG Pct. (min. 3 made)	1.000 (7x), last Kristen Confroy (3-3), Maryland, 11/29/17
Free Throws Made	14, Chanell Williams, Rhode Island, 11/26/21
Free Throws Attempted	15, Chanell Williams, Rhode Island, 11/26/21
FT Pct. (min. 10 made)	1.000, Chrislyn Carr (10-10), Syracuse, 2/8/22
.....	1.000, Rayburn, Brittany (11-11), Purdue, 2/3/09
Assists	12, Cetera DeGraffenreid, North Carolina, 2/15/10
Steals	6 (6x), last Jordan Sanders, USC, 11/14/21
Blocks.....	6, Makayla Timpson, Florida State, 1/19/23
.....	6, Lindsey Mason, Clemson, 2/12/12
.....	6, Kelley Cain, Tennessee, 11/22/09

OPPONENT TEAM

Most Points.....	96, UConn, 12/18/06
Fewest Points.....	23, Norfolk State, 12/28/12
Field Goals	42, UConn, 12/18/06
Field Goal Attempts	84, North Carolina 2/15/10
Field Goal Pct.	65.6, UConn, 12/18/06
3-Point FG	14, NC State, 3/1/20
3-Point FG Attempts.....	38, Coppin State, 12/2/18
3-Point FG Pct.....	66.7, Longwood, 11/21/10
Free Throws.....	35, Rhode Island, 11/26/21
FT Attempted.....	44, Rhode Island, 11/26/21
Free Throw Pct. (min. 10 made).	1.000, St. Bonaventure (16-16), 1/4/10
.....	1.000, Georgia Tech (14-14), 1/25/15
Fewest FT Attempted	3, Rider (0-3), 12/28/08
.....	3, Norfolk State (1-3), 12/28/12
Rebounds	56, #3 NC State, 12/31/23
Assists	24, UConn, 12/18/06
Steals	19, Georgia Tech, 3/2/08
Blocks.....	11, Duke, 2/24/11
Most Turnovers	34, Maryland-Eastern Shore, 12/17/13
Fewest Turnovers	5, Louisville, 2/21/19
Personal Fouls	35, Georgia Tech, 1/11/07

RECORD AT JOHN PAUL JONES ARENA

2006-07 to present (as of Jan. 8 2024)	186-89 (.676)
--	---------------

ATTENDANCE

11,895 spectators, vs. Tennessee (L, 63-77), 11/22/09

LONGEST WINNING STREAK

12 games from 2/21/08 vs. Clemson to 1/11/09 vs. #25 Wake Forest
--

LONGEST ACC WINNING STREAK

5 games (2x) from 12/28/17 vs. Pittsburgh through 1/25/18 vs. North Carolina and 2/24/12 vs. Wake Forest through 1/24/13 vs. Boston College

LONGEST LOSING STREAK

8 games from 3/1/20 vs. #8 NC State through 11/28/21 vs. Richmond

Note: Streaks begin date of first win or loss to most recent win or loss

OVERTIME HISTORY

Date	Opponent	W/L	Score	Location	# of OTs	Postseason
11/30/23	Missouri	W	87-81	H	1	
11/24/19	Old Dominion	W	56-53	H	1	
12/18/17	Indiana	W	82-72	N	1	
2/12/17	Wake Forest	W	60-57	H	1	
2/2/17	Georgia Tech	W	64-65	H	1	
1/5/17	Louisville	L	81-86	H	1	
2/19/15	Pittsburgh	L	63-68	A	1	
12/20/13	Tulane	L	72-79	N	1	
2/25/13	Wake Forest	L	68-73	H	1	
12/21/12	Alabama	L	70-73	A	2	
3/15/12	Howard	W	59-56	N	1	WINT
1/5/12	North Carolina	L	78-73	H	2	
11/20/11	Tennessee	W	69-64	H	1	
2/27/11	Virginia Tech	W	73-71	A	1	
2/10/11	NC State	W	94-92	A	4	
1/21/11	Maryland	L	75-77	H	1	
2/15/10	North Carolina	W	82-78	H	1	
2/11/10	Miami	W	69-63	A	1	
2/19/09	Miami	W	84-75	H	1	
3/2/08	Georgia Tech	W	103-101	H	2	
1/26/08	Florida State	W	69-66	A	1	
1/14/07	Boston College	W	65-63	H	1	
1/20/06	Maryland	L	74-84	H	1	ACC
3/5/05	Florida State	W	71-67	N	1	
1/6/05	Wake Forest	W	85-83	A	1	
1/23/04	Florida State	W	82-80	A	1	
11/26/02	Liberty	L	69-77	A	1	
12/18/02	Wake Forest	W	61-55	A	1	
3/17/01	Michigan	L	71-81	N	1	NCAA
1/28/01	Wake Forest	W	76-73	H	2	
11/19/00	Texas	L	55-56	N	2	
2/7/00	North Carolina	L	63-66	A	1	
1/20/00	Clemson	W	77-74	H	2	
2/14/99	North Carolina	L	80-82	H	1	
1/2/99	Clemson	W	67-66	A	1	
2/22/98	Duke	L	78-85	N	1	
2/15/98	North Carolina	L	84-85	H	2	
2/1/98	Florida State	W	83-76	A	1	
1/15/98	North Carolina	W	105-100	A	3	
3/1/97	Clemson	L	75-77	N	1	ACC
3/4/95	Duke	L	82-83	N	1	ACC
3/8/93	Maryland	W	106-103	N	3	ACC
3/7/93	Clemson	W	79-71	A	1	ACC
3/31/91	Tennessee	L	67-70	N	1	NCAA
1/12/91	NC State	W	123-120	A	3	
3/24/90	Tennessee	W	79-75	N	1	NCAA
3/5/90	NC State	W	67-64	N	1	ACC
12/29/89	Rutgers	W	72-71	A	1	
3/4/89	Wake Forest	W	68-67	N	1	ACC
2/15/89	Maryland	L	99-104	N	1	
1/11/86	Clemson	W	96-89	N	1	
1/13/85	North Carolina	W	64-62	H	1	
12/19/83	ETSU	W	71-68	A	1	
2/23/83	Clemson	L	84-86	A	1	
1/15/83	North Carolina	W	78-74	H	1	
1/2/83	ETSU	W	70-65	H	1	
2/1/80	NC State	L	79-81	H	1	
1/5/80	North Carolina	L	65-66	H	1	
3/4/77	VCU	L	47-48	H	1	VIAW
2/8/75	Bridgewater	W	57-52	A	1	

Note: John Paul Jones Arena opened for the 2006-07 season.

VIRGINIA'S ALL-TIME RECORD IN OVERTIME

Overall 37-23 (.617)

Home/Away/Neutral

Home 14-10 (.583)

Away 15-5 (.750)

Neutral 8-8 (.500)

at John Paul Jones Arena 15-7 (.682)

By Number of Overtime Periods

1OT 30-19 (.612)

2OT 3-4 (.429)

3OT 3-0 (1.000)

4OT 1-0 (1.000)

Postseason

NCAA Tournament 1-2 (.333)

ACC Tournament 5-2 (.714)

WNIT 0-0 (.000)

VIAW 0-1 (.000)

2023-24 BOX SCORES

Official Basketball Box Score - Final
UMES at Virginia
11/02/23 John Paul Jones Arena, Charlottesville
UVA vs UMES Women's Basketball

Game Time: 7:00 PM
Game Duration: 1:51
Attendance: 3,797

Officials: Donise Brooks, Toni Patisio, Leah Lurie

UMES - 52

Record: 0-2

NO. Name	Min	FG M-A	3P M-A	FT M-A	Rebounds OR DR TOT	Fouls PF	TP	AS	TO	ST	Blocks BS BA	+/-
33 Laineley Allen	F 17:54	2-2	0-0	2-2	1 4 5 4	2	6	0	3	1	2 0	-6
2 Mahogany Lester	C 32:59	2-3	1-2	0-0	1 3 4 4	5	1	1	0	1	0 -23	
5 Mya Thomas	G 26:10	3-15	0-4	1-2	1 0 1 0	1	7	1	2	0	1 -23	
12 Chaniqwa Gilliam	G 21:30	2-8	1-3	0-0	1 3 4 0	0	5	1	1	0	2 -6	
25 Ashanti Lynch	G 24:13	1-8	0-1	2-2	1 3 4 3	4	0	2	2	0	2 -15	
11 Zamara Haynes	27:40	5-20	2-5	0-2	1 4 5 0	2	12	4	1	1	0 -25	
21 Ariana Seawell	10:29	2-3	0-0	0-0	2 1 3 4	0	4	2	0	0	0 -0	
4 Jalia Bannerman	16:58	3-10	1-6	2-2	0 1 1 2	2	9	0	2	1	1 -14	
24 Lesley Thomas	20:07	0-2	0-0	0-0	1 2 3 2	3	0	0	0	0	0 -20	
Team					4 5 9	2	0	0				
Totals		20-71	5-21	7-11	13 26 39	19	52	7	14	5	8 -24	

Technical Fouls: NONE

Shooting By Period
1st FG% 5-20 25.0%
3PT% 0-5 0.0%
FT% 0-0 0%
2nd FG% 5-18 27.8%
3PT% 2-6 33.3%
FT% 0-0 0%
3rd FG% 4-16 25.0%
3PT% 2-6 33.3%
FT% 4-6 66.7%
4th FG% 6-17 35.3%
3PT% 1-4 25.0%
FT% 3-4 75%
GMFG% 20-71 28.2%
3PT% 5-21 23.8%
FT% 7-10 70.0%

Dead Ball Rebounds: 10

Virginia - 76

Record: 1-0

NO. Name	Min	FG	3P	FT	Rebounds	Fouls	TP	AS	TO	ST	Blocks	+/-
		M-A	M-A	M-A	OR DR TOT	PF					BS BA	
12 Edessa Noyan	F 15:05	2-2	1-1	0-0	3 3 6 3	1	5	1	2	1	0 0 5	
20 Camryn Taylor	F 31:03	7-15	0-3	8-9	7 2 9 3	7	22	1	5	1	0 0 16	
4 Jillian Brown	G 30:28	4-10	1-5	5-5	1 12 13	3	4	14	1	3	1 0 20	
21 Kymora Johnson	G 29:40	4-15	0-10	4-4	0 7 7 2	2	15	2	3	1	0 2 20	
23 Alexia Smith	G 20:32	1-6	0-2	0-0	4 3 7 2	0	2	2	0	2	2 0 0	
0 Olivia McGhee	24:19	4-8	2-4	2-3	1 6 7 1	2	12	0	2	0	2 1 19	
5 Yontia Vaughn	30:28	2-6	1-3	0-2	1 3 4 0	2	5	8	1	2	1 0 33	
32 Cady Pauley	08:52	0-5	0-3	0-0	0 0 0 0	0	0	1	0	0	0 -1	
41 Taylor Lauterbach	09:33	0-0	0-0	1-2	1 3 4 1	1	1	0	3	0	0 0 8	
Team					2 1 3	0	0					
Totals		24-67	8-31	20-25	20 40 60	15	76	16	19	8	8 5 24	

Technical Fouls: NONE

Shooting By Period
1st FG% 4-18 22.2%
3PT% 1-7 14.3%
FT% 5-6 83.3%
2nd FG% 6-19 31.6%
3PT% 5-13 38.5%
FT% 1-4 50%
3rd FG% 5-16 31.3%
3PT% 2-7 28.6%
FT% 3-3 100%
4th FG% 9-14 64.3%
3PT% 0-4 0.0%
FT% 2-2 100%
GMFG% 24-67 35.8%
3PT% 8-31 25.8%
FT% 20-25 80.0%

Dead Ball Rebounds: 20

	MES	UVA
Biggest lead	6 (1 st 8:06)	24 (4 th 0:41)
Best Scoring Run	9 (4 th 8:22)	9 (2 nd 1:05)
Lead Changes	9	2
Times Tied	1	
Time with Lead	05:41	32:40

Points from	MES	UVA
Turnovers	10	14
Paint	10	30
Second Chance	4	12
Fast Breaks	6	24
Bench	25	18

Period by Period Scoring
1st 2nd 3rd 4th TOT
MES 10 12 14 16 52
UVA 14 21 15 26 76

Official Basketball Box Score - Final
Campbell at Virginia
11/22/23 John Paul Jones Arena, Charlottesville
UVA vs Campbell Women's Basketball

Game Time: 2:00 PM
Game Duration: 1:55
Attendance: 3,965

Officials: Safi Esho, Jules Gallen, Jessica Walter

Campbell - 49

Record: 2-1

NO. Name	Min	FG	3P	FT	Rebounds	Fouls	TP	AS	TO	ST	Blocks	+/-
		M-A	M-A	M-A	OR DR TOT	PF					BS BA	
14 Brittany Staves	F 29:44	3-9	3-7	0-0	1 2 3 3	0	9	0	3	0	0 1 -15	
32 Christabel Ezumah	F 27:47	6-11	0-0	2-8	2 9 11 1	7	14	2	2	1	1 2 0	
44 Shenita Nurebeng	F 25:04	2-3	1-1	0-0	2 6 8 4	1	5	0	4	0	1 1 -24	
11 Shy Tuelie	G 32:06	1-7	1-7	0-0	0 0 0 2	1	3	8	3	1	2 1 -18	
20 Gemma Nunez	G 27:15	2-6	1-3	1-2	0 0 0 1	4	6	3	3	3	0 0 -9	
15 Audrey Fuller	14:18	2-3	1-2	0-0	3 1 4 1	0	5	0	1	0	1 0 -14	
10 Sarah Fitzgerald	07:48	0-4	0-2	0-0	1 0 1 4	0	0	0	0	0	0 0 -22	
22 Gianni Boone	13:00	2-9	0-3	1-2	1 2 3 1	1	5	0	1	0	2 1 0	
0 Jessica Woods	07:43	0-2	0-1	0-0	0 0 0 1	0	0	0	0	0	0 0 -12	
12 Hadleigh Dill	07:10	0-3	0-1	0-0	1 0 1 0	1	0	1	0	0	1 1 -8	
24 Peris Smith	04:25	0-1	0-0	2-4	1 0 1 3	2	2	0	0	0	0 0 -3	
4 Taylor Collier	01:50	0-0	0-0	0-0	1 0 1 0	0	0	0	0	0	0 0 -0	
21 Logan Nuckols	01:50	0-0	0-0	0-0	0 0 0 0	0	0	0	0	0	0 0 -0	
Team					2 5 7	0	0	3				
Totals		18-58	7-27	6-16	15 25 40	21	17	49	13	21	5 7 -25	

Technical Fouls: NONE

Shooting By Period
1st FG% 4-16 25.0%
3PT% 2-7 28.6%
FT% 0-0 0%
2nd FG% 10-15 66.7%
3PT% 3-6 50.0%
FT% 3-11 27.3%
3rd FG% 2-6 33.3%
FT% 1-4 25%
4th FG% 1-6 6.3%
3PT% 0-8 0.0%
FT% 3-6 50%
GMFG% 18-58 31.0%
3PT% 7-27 25.9%
FT% 6-16 37.6%

Dead Ball Rebounds: 5, 0

Virginia - 74

Record: 2-0

NO. Name	Min	FG	3P	FT	Rebounds	Fouls	TP	AS	TO	ST	Blocks	+/-
		M-A	M-A	M-A	OR DR TOT	PF					BS BA	
20 Camryn Taylor	F 27:45	5-12	0-0	6-6	1 2 3 3	5	16	0	2	2	4 1 36	
34 London Clarkson	F 28:43	3-7	0-0	6-6	1 2 3 3	6	12	2	1	2	0 2 9	
4 Jillian Brown	G 28:15	3-12	0-4	6-6	2 5 7 2	4	12	2	0	1	1 1 10	
21 Kymora Johnson	G 25:45	7-14	1-3	0-1	2 4 6 3	2	15	7	1	1	2 1 38	
23 Alexia Smith	G 28:48	4-6	1-2	1-2	2 4 6 1	2	10	1	0	2	0 0 -1	
0 Olivia McGhee	20:23	1-3	1-2	2-2	1 1 2 1	1	5	0	2	2	0 1 21	
5 Yontia Vaughn	18:24	1-3	0-2	0-0	0 3 3 0	1	4	2	0	0	0 0 -1	
12 Edessa Noyan	13:00	1-3	0-0	0-0	2 6 8 2	2	2	0	2	1	0 1 13	
41 Taylor Lauterbach	06:09	0-0	0-0	0-0	0 1 1 3	0	0	1	0	0	0 -2	
32 Cady Pauley	04:49	0-2	0-2	0-0	0 0 0 0	0	0	0	0	0	0 0 -0	
Team					2 2 4	0	0	0				
Totals		25-62	3-15	21-23	13 30 43	17	21	16	11	7	7 25	

Technical Fouls: NONE

Shooting By Period
1st FG% 7-16 43.8%
3PT% 4-12 33.3%
FT% 2-2 100%
2nd FG% 4-23 30.8%
3PT% 0-6 0.0%
FT% 4-4 100%
3rd FG% 5-18 27.8%
3PT% 1-2 50.0%
FT% 11-12 91.7%
4th FG% 9-15 60.0%
3PT% 1-3 33.3%
FT% 4-5 80%
GMFG% 25-62 40.3%
3PT% 3-15 20.0%
FT% 21-23 91.3%

Dead Ball Rebounds: 1, 0

	CAM	UVA
Biggest lead	7 (3 rd 7:51)	27 (4 th 2:33)
Best Scoring Run	10 (2 nd 0:29)	4 (4 th 3:01)
Lead Changes	4	
Times Tied	3	
Time with Lead	10:28	26:26

Points from	CAM	UVA
Turnovers	6	20
Paint	22	32
Second Chance	9	14
Fast Breaks	5	22
Bench	12	9

Period by Period Scoring
1st 2nd 3rd 4th TOT
CAM 10 25 9 5 49
UVA 17 12 22 23 74

Official Basketball Box Score - Final
William & Mary at Virginia
11/15/23 John Paul Jones Arena, Charlottesville
UVA vs W&M Women's Basketball

Game Time: 7:00 PM
Game Duration: 1:50
Attendance: 3,588

Officials: Tom Donohue, Roy Jackson, Lauren Nemira

William & Mary - 51

Record: 0-4

NO. Name	Min	FG	3P	FT	Rebounds	Fouls	TP	AS	TO	ST	Blocks	+/-
		M-A	M-A	M-A	OR DR TOT	PF					BS BA	
14 Rebekah Frisby-Smith	F 22:56	0-5	0-3	1-2	3 4 7 2	3	1	1	1	0	1 -19	
20 Nyah Young	F 25:22	5-14	0-2	3-3	1 3 4 3	2	13	0	2	1	1 3 -18	
3 Kayla Beckwith	C 24:54	2-3	0-0	3-4	3 7 10 4	2	7	0	1	0	0 -15	
0 Alexia Mieska	G 25:17	0-2	0-1	0-0	0 3 3 3	1	4	0	0	0	0 -13	
5 Bella Nascimento	G 33:30	4-16	1-6	3-4	0 2 2 2	4	12	3	4	0	0 -27	
1 Cassidy Geddes	24:46	6-12	2-4	0-0	1 2 3 3	2	14	0	3	0	0 1 -19	
23 Kayla Rolph	16:22	0-3	0-0	0-0	0 2 2 0	0	0	2	1	2	1 -7	
35 Anahi-Lee Cauley	13:22	1-9	0-0	2-3	1 1 2 1	3	4	1	1	0	2 -18	
2 Cate Carlson	08:26	0-3	0-3	0-0	0 1 1 0	0	0	0	0	0	0 -2	
2 Monet Dance	05:05	0-0	0-0	0-0	0 0 0 0	0	0	1	0	0	0 -7	
Team					4 3 7	0	0					
Totals		18-67	3-19	12-16	13 25 38	19	17	51	10	14	4 3 -29	

Technical Fouls: NONE

Shooting By Period
1st FG% 3-14 21.4%
3PT% 0-3 0.0%
FT% 2-2 100%
2nd FG% 5-17 29.4%
3PT% 2-5 40.0%
FT% 3-5 60%
3rd FG% 6-16 37.5%
3PT% 1-5 20.0%
FT% 5-7 71.4%
4th FG% 4-20 20.0%
3PT% 0-6 0.0%
FT% 2-2 100%
GMFG% 18-67 26.9%
3PT% 3-19 15.8%
FT% 12-16 75.0%

Dead Ball Rebounds: 20

Virginia - 80

Record: 3-0

NO. Name	Min	FG M-A	3P M-A	FT M-A	Rebounds OR DR TOT	Fouls PF	TP	AS	TO	ST	Blocks BS BA	+/-
20 Camryn Taylor	F 23:40	4-12	0-0	4-5	3 4 7 3	5	12	1	2	1	2 0	14
34 London Clarkson	F 19:45	2-4	0-0	2-2	1 3 4 4	5	6	0	1	1	2 0	18
4 Jillian Brown	G 26:32	7-13	1-2	2-2	1 6 7 2	1	17	2	1	0	2 3	31
21 Kymora Johnson	G 26:37	5-9	1-5	0-0	0 3 3 1	0	11	3	1	0	1 0	21
23 Alexia Smith	G 21:49	0-6	0-1	3-4	3 3 6 0	3	3	4	0	0	0 1	15
12 Edessa Noyan	14:20	0-1	0-0	1-2	1 4 5 0	1	1	2	1	0	1 0	4
5 Yontia Vaughn	21:46	2-5	0-2	0-0	0 4 4 0	4	3	2	1	0	0 0	8
33 Sam Brunelle	13:22	4-5	2-4	2-3	1 3 4 1	3	12	0	1	0	0 0	12
32 Cady Pauley	09:50	1-6	0-4	0-0	3 1 4 1	0	2	0	0	1	1 0	5
0 Olivia McGhee	13:26	3-6	2-3	2-2	1 0 1 1	0	10	0	1	2	0 0	7
41 Taylor Lauterbach	08:53	1-3	0-1	0-0	1 3 4 5	1	2	0	1	0	1 1	10
Team						3	4	0	1			
Totals		29-71	6-22	16-20	18 38 56	17	19	80	15	12	7	3 3 29

2023-24 BOX SCORES



Official Basketball Box Score - Final
Tulane at Virginia
 11/25/23 John Gray Gymnasium, George Town, Cayman Islands
 2023-24 Women's Basketball

Game Time: 11:00 AM
 Game Duration: 1:58

Officials: Carla Fountain, Mark Resch, Teresa Stuck

Tulane - 59		Record: 3-2														
NO.	Name	Min	FG	3P	FT	Rebounds	Fouls	TP	AS	TO	ST	Blocks	BS	BA	+	-
20	Hannah Pratt	F 30:47	5-13	3-9	2-4	0 7 7	1 2 15	3	2	2	1	2	1	2	1	21
21	Irina Parau	F 30:36	0-5	0-1	0-0	0 6 6	2 1 0	1	2	1	0	2	0	2	0	14
0	Kyran Whittington	G 26:14	2-8	0-3	8-10	1 1 2	1 9 12	1	1	9	12	1	2	4	0	-31
1	Kaylah Rainey	G 25:56	2-5	2-3	2-2	1 3 4	1 2 8	2	5	0	0	0	0	0	0	-9
3	Marta Galic	G 26:23	3-13	1-5	1-2	4 1 5	0 1 8	2	2	2	2	0	1	0	0	5
23	Amira Mabry	28:22	3-6	0-0	3-4	4 5 9	3 2 9	0	1	0	1	0	1	0	0	-11
24	Chiara Grattini	08:01	2-4	0-0	0-0	1 0 1	0 0 4	0	2	0	0	0	0	0	0	-4
8	Joy Madison-Key	11:56	1-2	0-0	1-2	0 1 1	1 1 3	0	0	0	0	0	0	0	0	-17
22	McKenzi Carter	03:31	0-0	0-0	0-0	1 0 1	0 1 0	0	0	0	0	0	0	0	0	0
33	Lily Ba	08:15	0-2	0-2	0-0	0 1 1	1 0 0	0	0	0	1	1	0	0	0	2
Team						2 4 6	0	2								
Totals			18-58	6-23	17-24	14 29 43	10 19 59	9	19	10	4	4	22			
Technical Fouls: NONE																

Dead Ball Rebounds: 4, 1

Virginia - 81		Record: 4-1														
NO.	Name	Min	FG	3P	FT	Rebounds	Fouls	TP	AS	TO	ST	Blocks	BS	BA	+	-
20	Camryn Taylor	F 17:10	4-6	0-0	0-0	1 2 3	2 1 8	0	0	0	1	1	0	0	10	
34	London Clarkson	F 15:46	0-4	0-0	1-2	3 1 4	1 1 1	1	0	3	1	0	0	0	0	
0	Olivia McGhee	G 15:07	3-10	1-5	2-2	3 3 6	0 2 9	2	1	0	0	0	1	5		
4	Jillian Brown	G 14:29	2-7	0-1	1-1	2 1 3	1 1 5	2	1	1	1	0	1	0	5	
21	Kymora Johnson	G 18:55	3-7	3-6	0-0	1 1 1	2 0 9	9	6	3	1	0	1	0	17	
1	Paris Clark	15:02	2-4	1-2	0-0	0 2 2	3 0 5	0	1	0	0	0	0	0	17	
33	Sam Brunelle	19:35	4-7	4-5	0-0	0 4 4	1 0 12	1	2	1	1	1	0	0	30	
5	Yontia Vaughn	24:36	5-11	4-8	0-0	1 4 5	1 2 14	4	1	0	0	0	0	0	1	
14	Kaydan Lawson	16:33	0-3	0-1	0-0	1 3 4	4 1 0	0	0	0	0	0	0	1	9	
32	Cady Pauley	11:02	3-7	2-6	0-0	0 1 1	2 0 8	1	0	1	0	0	0	0	-10	
23	Alexia Smith	17:25	4-5	0-1	2-2	0 3 3	0 1 10	0	0	3	0	0	0	0	23	
12	Edessa Noyan	10:02	0-1	0-0	0-0	0 1 1	1 0 0	0	0	0	0	0	0	0	1	6
41	Taylor Lauterbach	04:08	0-2	0-0	0-0	0 2 2	1 1 0	0	0	0	0	0	0	0	-3	
Team						3 1 4	0	0								
Totals			30-74	15-35	6-7	14 29 43	19 10 81	20	12	13	4	4	22			
Technical Fouls: NONE																

Dead Ball Rebounds: 1, 0

TUL		UVA		Points from		Turnovers		Period by Period Scoring	
Biggest lead	15 (1 st 3:01)	24 (4 th 9:45)		Turnovers	6 28			1st 2nd 3rd 4th TOT	
Best Scoring Run	10 (1 st 4:46)	17 (2 nd 6:01)		Paint	22 26			TUL 24 10 8 17 59	
Lead Changes	1			Second Chance	7 13			UVA 12 24 27 18 81	
Times Tied	2			Fast Breaks	9 13				
Time with Lead	12:31	25:52		Bench	16 49				



Official Basketball Box Score - Final
Missouri at Virginia
 11/30/23 John Paul Jones Arena, Charlottesville
 UVA vs Missouri Women's Basketball

Game Time: 5:00 PM
 Game Duration: 2:21
 Attendance: 3,701

Officials: Eric Brewton, Katie Lukacich, Meadow Overstreet

Missouri - 81		Record: 5-3														
NO.	Name	Min	FG	3P	FT	Rebounds	Fouls	TP	AS	TO	ST	Blocks	BS	BA	+	-
30	Angelique Ngalakulondi	F 17:13	3-7	0-0	2-6	4 1 5	3 3 8	1	2	1	0	1	0	1	2	
43	Hayley Frank	F 39:18	6-14	2-9	7-7	0 7 7	5 5 21	2	6	0	2	0	0	-7		
0	Grace Slaughter	G 39:34	6-9	3-5	2-2	0 3 3	1 1 17	2	3	0	0	0	0	-3		
4	Mama Dembele	G 40:05	2-10	0-0	2-2	1 5 6	4 3 8	7	2	3	1	4	9			
24	Ashton Judd	G 42:02	5-12	1-5	3-6	1 5 6	4 5 14	2	3	1	1	1	-13			
23	Abbey Schrecke	34:10	5-6	3-4	2-3	0 6 6	1 1 15	1	1	1	0	0	0	0		
34	Hannah Linthacum	02:37	0-0	0-0	0-0	0 0 0	1 0 0	0	0	0	0	0	0	0	-7	
14	Abby Feit	06:34	0-2	0-2	0-0	0 3 3	1 0 0	0	0	0	0	0	0	0	0	
20	Sarah Linthacum	03:23	0-0	0-0	0-0	0 0 0	0 0 0	0	0	1	0	0	0	-3		
Team						3 2 5	13	0								
Totals			27-60	9-25	18-26	9 32 41	20 18 81	15	18	6	4	6	-6			
Technical Fouls: Frank 3 rd 4:25																

Dead Ball Rebounds: 4, 0

Virginia - 87		Record: 5-2														
NO.	Name	Min	FG	3P	FT	Rebounds	Fouls	TP	AS	TO	ST	Blocks	BS	BA	+	-
20	Camryn Taylor	F 39:12	10-19	0-0	6-7	4 5 9	3 5 26	1	1	0	1	2	2			
33	Sam Brunelle	F 11:32	1-5	1-4	0-0	0 1 1	0 0 3	0	0	0	0	1	1	-8		
1	Paris Clark	G 29:24	6-13	2-3	0-0	2 2 4	4 1 14	2	2	2	2	0	1			
21	Kymora Johnson	G 33:26	4-13	1-6	0-2	0 2 2	3 1 9	7	2	1	0	0	13			
23	Alexia Smith	G 35:19	5-10	0-2	0-0	4 9 13	0 10 3	2	2	2	0	0	13			
4	Jillian Brown	16:48	0-4	0-2	5-6	0 2 2	2 3 5	3	0	0	1	0	2			
34	London Clarkson	31:36	5-6	0-0	7-8	4 3 7	2 9 17	1	0	1	0	1	19			
0	Olivia McGhee	03:46	0-2	0-0	0-0	0 0 0	1 0 0	0	0	1	0	0	0	-5		
5	Yontia Vaughn	13:50	0-3	0-1	0-0	0 0 0	0 0 0	0	0	3	0	1	0	0	9	
32	Cady Pauley	04:15	1-2	1-2	0-0	0 0 0	1 0 3	0	0	1	0	0	0	0	0	
12	Edessa Noyan	05:53	0-1	0-0	0-0	0 0 0	3 0 0	0	0	0	1	0	0	2		
Team						2 1 3	0	1								
Totals			32-78	5-22	18-23	16 28 44	19 19 87	20	10	7	6	4	6			
Technical Fouls: Clark 3 rd 4:25																

Dead Ball Rebounds: 3, 0

MIZ		UVA		Points from		Turnovers		Period by Period Scoring	
Biggest lead	15 (2 nd 9:30)	8 (3 rd 2:12)		Turnovers	8 21			1st 2nd 3rd 4th TOT	
Best Scoring Run	10 (1 st 2:05)	11 (3 rd 7:21)		Paint	32 44			MIZ 26 10 13 26 6 81	
Lead Changes	8			Second Chance	7 18			UVA 13 15 27 20 12 87	
Times Tied	5			Fast Breaks	8 8				
Time with Lead	19:29	22:12		Bench	15 25				



Official Basketball Box Score - Final
Virginia at LSU
 11/25/23 John Gray Gymnasium, George Town, Cayman Islands
 2023-24 Women's Basketball

Game Time: 5:00 PM
 Game Duration: 2:04
 Attendance: 1,650

Officials: Joe Vaszily, Fatou Cesko-Stephens, Meadow Overstreet

Virginia - 73		Record: 4-2																		
NO.	Name	Min	FG	3P	FT	Rebounds	Fouls	TP	AS	TO	ST	Blocks	BS	BA	+/-	Shooting By Period				
			MA	MA	MA	OR	DR	OT								1st	FG	FT		
20	Camryn Taylor	F 20:50	1-9	0-0	2-2	2 2 4	3 4 4	4	0	1	1	2	1	0	-9	3PT%	0-5	0.0%		
33	Sam Brunelle	F 31:57	5-11	5-11	0-0	0 3 3	4 0 15	0	0	0	0	0	0	0	7	FT%	2-2	100%		
1	Paris Clark	G 26:03	7-17	1-5	4-4	2 5 7	3 3 19	0	1	3	0	0	0	0	1	2nd	FG	8-17 47.1%		
21	Kymora Johnson	G 21:36	4-13	0-7	0-0	1 2 3	3 0 8	2	3	2	0	0	1	5		3PT%	4-9	44.4%		
23	Alexia Smith	G 26:04	2-6	0-3	1-3	2 3 5	3 2 5	1	3	1	0	0	5			FT%	1-1	0.0%		
34	London Clarkson	19:05	1-2	0-0	2-2	3 0 3	4 4 4	1	1	0	0	0	-7			3rd	FG	6-19 31.6%		
4	Jillian Brown	18:48	2-3	0-0	1-2	4 3 7	1 2 5	3	2	1	1	0	0			FT%	1-10	40.0%		
5	Yontia Vaughn	23:41	5-8	3-4	0-1	0 1 1	0 1 13	7	1	0	0	0	-5			3PT%	2-20	100%		
14	Kaydan Lawson	01:38	0-0	0-0	0-0	0 0 0	0 0 0	0	0	0	0	0	0	1		4th	FG	5-17 29.4%		
0	Olivia McGhee	04:40	0-2	0-1	0-0	0 1 1	1 1 0	0	1	0	0	0	-1			3PT%	1-7	14.3%		
12	Edessa Noyan	05:38	0-1	0-0	0-0	0 1 1	2 0 0	0	0	2	0	0	0	0		FT%	6-9	66.7%		
Team						5 2 7	0 1	0	1	2	0	0	0	0		GM	FG%	27-72 37.5%		
Totals			27-92	31-104	19-23	42-24	24-17	73-14	16	8	6	2	-3			3PT%	9-31	29.0%		
																Technical Fouls:NONE				
																FT%			10-14	71.4%

2023-24 BOX SCORES



Official Basketball Box Score - Final

Rider at Virginia
12/06/23 John Paul Jones Arena, Charlottesville
Virginia vs Rider Women's Basketball

Officials: Bruce Morris, Krystle Apezariz, Keith Batson

Game Time: 7:00 PM
Game Duration: 1:41
Attendance: 3,676

Rider - 51

Record: 2-6

NO. Name	Min	FG	3P	FT	Rebounds	Fouls	TP	AS	TO	ST	Blocks	+/-
44 Kaylan Deveney	31:02	3-5	1-1	2-4	0 1 1	2 2	9	2	3	1	0	-21
0 Saraiia Redmond	17:56	0-4	0-0	0-3	3 3	2 0	0	4	1	0	1	-14
23 Taylor Langan	28:49	6-9	0-1	0-1	0 2 2	2 3	12	2	2	1	0	-32
24 Makayia Firebaugh	35:37	6-14	0-5	0-0	2 4 6	3 0	12	0	2	2	1	-28
55 Jessica Schiffer	25:07	2-7	2-7	0-0	0 3 3	1 1	6	1	1	2	0	-9
14 Sofie Bruinjens	08:02	0-2	0-0	0-0	0 0 0	0 1	0	0	0	0	0	-3
3 Jamia Blake	14:53	2-4	0-0	1-1	0 1 1	2 1	5	0	0	0	0	-10
11 Mariona Cos-Morales	11:11	2-2	0-0	0-0	1 2 3	1 0	4	1	1	1	0	5
1 Aliya McIver	20:10	1-3	1-3	0-0	0 2 2	2 3	3	2	0	0	0	-10
10 Molly Lynch	05:21	0-1	0-1	0-0	0 1 1	0 0	0	0	0	0	0	-7
12 Taylor Blunt	00:56	0-1	0-1	0-0	0 0 0	0 0	0	0	0	0	0	-3
13 Sam Richardson	00:56	0-1	0-0	0-0	0 0 0	0 0	0	0	0	0	0	-3
Team					0 0 0	0 0	0	1				
Totals	22:52	4-21	3-6	3 19	22 15 11	51	16	16	8	1	2	-27

Technical Fouls: NONE

Dead Ball Rebounds: 1-0

Virginia - 78

Record: 7-2

NO. Name	Min	FG	3P	FT	Rebounds	Fouls	TP	AS	TO	ST	Blocks	+/-
20 Camryn Taylor	27:18	7-11	0-0	4-4	7 6 13	2 3	18	0	3	1	0	35
33 Sam Brunelle	23:07	2-11	2-8	1-2	3 1 4	2 1	7	1	0	1	0	16
1 Paris Clark	13:28	1-6	0-2	0-0	3 1 4	0 0	2	0	2	0	1	-2
21 Kymora Johnson	25:39	3-9	0-2	1-1	3 4 7	1 1	7	4	0	1	0	31
23 Alexia Smith	18:25	5-8	1-1	0-1	1 2 0	0 11	1	1	1	1	0	14
4 Jillian Brown	19:22	3-9	0-1	2-5	6 5 11	1 3	8	3	1	2	0	35
5 Yontia Vaughn	20:11	1-3	1-3	0-0	0 3 3	1 1	3	3	0	2	0	9
14 Kaydan Lawson	12:06	1-3	1-2	0-2	1 2 3	1 1	3	0	0	0	0	-8
32 Cady Pauley	10:38	0-4	0-4	0-0	1 1 0	0 3	4	2	1	0	0	2
0 Olivia McGhee	07:15	2-4	1-3	0-0	0 0 0	0 0	5	0	0	0	0	-7
12 Edessa Noyan	15:10	3-7	1-2	1-2	4 2 6	1 2	8	0	1	2	1	0
41 Taylor Lauterbach	07:22	1-1	0-0	1 1 2	2 0 0	2 0	2	0	1	2	0	1
Team					2 2 4	0 0	0	0				
Totals	29:76	7-26	13-20	31 29	60 11 15	78	14	10	12	2	1	27

Technical Fouls: NONE

Dead Ball Rebounds: 4-0

	RID	UVA
Biggest lead	4 (1 st 0:07)	27 (4 th 0:45)
Best Scoring Run	5 (1 st 0:07)	11 (3 rd 6:13)
Lead Changes	7	3
Times Tied	3	0
Time with Lead	09:06	28:41

Points from	RID	UVA
Turnovers	4	16
Paint	26	40
Second Chance	0	26
Fast Breaks	4	17
Bench	12	33

Period by Period Scoring	1st	2nd	3rd	4th	TOT
RID	15	12	13	11	51
UVA	11	21	25	21	78

Official Basketball Box Score - Final

Wofford at Virginia
12/06/23 John Paul Jones Arena, Charlottesville
Virginia vs Wofford Women's Basketball

Officials: Bryan Brunette, Ashlee Good, Cori Chambers

Game Time: 1:00 PM
Game Duration: 1:46
Attendance: 3,965

Wofford - 71

Record: 7-4

NO. Name	Min	FG	3P	FT	Rebounds	Fouls	TP	AS	TO	ST	Blocks	+/-
11 Violla Tulave	17:39	1-1	0-0	0-0	0 1 1	2 0	2	0	3	0	0	0
1 Annabelle Schultz	27:59	1-9	1-5	0-0	1 4 5	4 4	3	0	2	5	1	-6
2 Maddie Heiss	35:56	6-11	4-7	0-0	1 1 2	3 1	16	1	3	1	0	0
3 Evangela Paulk	29:10	4-10	1-4	0-0	1 4 5	5 1	9	3	3	1	0	2
12 Rachael Rose	40:00	7-15	1-3	6-7	2 8 10	1 6	21	9	3	3	0	2
20 Indya Clarke	33:11	6-8	3-4	0-0	0 2 2	2 1	15	1	1	1	0	0
24 Sara Diddia	09:18	1-3	0-2	0-0	0 0 0	0 0	2	1	1	0	0	-1
0 Ja'Rae Smith	06:47	1-1	1-1	0-0	1 1 0	0 0	3	1	0	0	0	7
Team					0 1 1	0 0	2					
Totals	27:58	11-26	6-7	5 22	27 17 13	71	16	18	11	1	3	1

Technical Fouls: NONE

Dead Ball Rebounds: 0-0

Virginia - 70

Record: 7-3

NO. Name	Min	FG	3P	FT	Rebounds	Fouls	TP	AS	TO	ST	Blocks	+/-
33 Sam Brunelle	11:29	0-1	0-0	0-0	1 2 3	0 0	0	0	1	3	1	0
34 London Clarkson	32:46	2-4	0-0	3-4	4 5 9	2 5	7	1	1	0	1	0
1 Paris Clark	24:54	5-9	1-3	3-3	3 2 5	2 4	14	3	1	0	0	5
21 Kymora Johnson	22:42	3-9	0-5	1-2	0 1 1	1 1	7	9	2	1	0	-1
23 Alexia Smith	23:35	3-7	1-1	0-0	4 4 1	1 7	3	2	0	0	0	0
0 Olivia McGhee	25:40	6-15	2-6	0-0	1 2 3	1 1	14	0	1	1	0	0
4 Jillian Brown	11:23	0-4	0-2	2-2	0 3 3	2 1	2	1	3	0	0	-2
14 Kaydan Lawson	15:43	2-5	0-2	0-0	2 4 6	0 0	4	1	4	2	0	6
41 Taylor Lauterbach	07:51	0-2	0-2	0-0	2 1 3	1 0	0	1	0	0	0	-8
32 Cady Pauley	07:42	1-3	0-2	0-0	0 0 0	0 1	2	1	0	0	0	-3
20 Camryn Taylor	16:17	6-9	0-0	1-2	3 1 4	3 3	13	0	1	0	0	-6
Team					2 2 4	0 0	0	0				
Totals	28:68	4-23	10-13	18 27	45 13 17	70	19	17	8	3	1	-1

Technical Fouls: NONE

Dead Ball Rebounds: 3-0

	WOF	UVA
Biggest lead	4 (4 th 6:13)	11 (2 nd 2:04)
Best Scoring Run	9 (3 rd 7:37)	10 (2 nd 3:01)
Lead Changes	11	7
Times Tied	5	2
Time with Lead	04:05	33:23

Points from	WOF	UVA
Turnovers	12	16
Paint	26	34
Second Chance	7	11
Fast Breaks	2	17
Bench	20	35

Period by Period Scoring	1st	2nd	3rd	4th	TOT
WOF	15	15	17	24	71
UVA	16	21	15	18	70



Official Basketball Box Score - Final

Fordham at Virginia
12/21/23 John Paul Jones Arena, Charlottesville
Virginia vs Fordham Women's Basketball

Officials: Tara Cruse, Timothy Bryant, Roy Jackson

Game Time: 6:00 PM
Game Duration: 1:40
Attendance: 4,208

Fordham - 56

Record: 5-7

NO. Name	Min	FG	3P	FT	Rebounds	Fouls	TP	AS	TO	ST	Blocks	+/-
10 Rose Nelson	30:38	0-3	0-0	0-0	3 1 4	0 2	0	0	5	2	0	-41
30 Maranda Nyborg	24:05	1-3	0-0	2-2	3 3 5	2 1	4	5	1	0	0	0
1 Malicia Flood	31:52	5-11	3-6	1-2	2 4 6	1 1	4	14	1	3	0	1
3 Taylor Donaldson	36:51	5-19	4-11	0-0	0 1 1	1 0	14	3	1	3	0	-15
8 Emy Hayford	18:39	1-7	0-3	2-2	1 1 2	4 1	4	3	4	1	0	-8
4 Taya Davis	18:33	2-4	2-3	0-0	0 3 3	1 0	6	3	5	1	0	-16
11 Mandy McGurk	32:18	5-17	2-0	0-0	2 2 0	0 12	0	1	2	0	1	-16
25 Kalia Berry	04:09	0-0	0-0	0-0	0 0 0	0 0	0	1	0	0	0	-11
34 Kailah Harris	02:56	1-3	0-0	0-0	1 1 2	0 1	2	0	0	0	0	-11
Team					3 4 7	0 0	1					
Totals	20:64	11-30	5-6	12 20	32 9 9	56	15	20	12	0	4	26

Technical Fouls: NONE

Dead Ball Rebounds: 1-0

Virginia - 82

Record: 8-3

NO. Name	Min	FG	3P	FT	Rebounds	Fouls	TP	AS	TO	ST	Blocks	+/-
20 Camryn Taylor	26:13	4-9	0-0	2-3	4 4 8	4 2	10	3	0	2	0	16
33 Sam Brunelle	15:24	1-3	1-3	0-0	0 3 3	0 0	3	1	2	0	0	11
1 Paris Clark	21:20	6-10	1-1	2-2	0 2 2	1 3	15	4	3	2	0	31
21 Kymora Johnson	34:47	10-13	6-7	0-0	0 5 5	0 1	26	7	1	2	0	25
23 Alexia Smith	23:40	1-1	0-0	0 5 5	0 0 2	1 3	2	0	0	0	0	10
4 Jillian Brown	11:20	0-3	0-0	0 3 3	0 0 0	0 2	2	0	0	0	0	-8
34 London Clarkson	26:02	3-4	0-0	3-4	1 1 2	2 9	0	1	1	2	0	20
0 Olivia McGhee	17:15	2-8	1-5	0-0	2 2 0	0 0	5	1	1	2	0	7
14 Kaydan Lawson	15:23	2-4	2-4	0-0	4 4 3	3 0	6	3	1	0	0	10
32 Cady Pauley	08:36	2-3	1-2	1-2	0 1 1	0 1	6	0	2	0	0	-8
Team					2 2 4	0 0	0	0				
Totals	31:58	12-22	6-11	7 32	39 9 9	82	21	19	9	4	0	26

Technical Fouls: NONE

Dead Ball Rebounds: 3-0

	FOR	UVA
Biggest lead	0 (1 st 10:00)	38 (3 rd 4:54)
Best Scoring Run	10 (4 th 5:37)	18 (1 st 3:58)
Lead Changes	0	7
Times Tied	0	2
Time with Lead	00:00	38:50

Points from	FOR	UVA
Turnovers	15	21
Paint	18	38
Second Chance	8	4
Fast Breaks	12	36
Bench	20	26

Period by Period Scoring	1st	2nd	3rd	4th	TOT
FOR	7	18	9	22	56
UVA	27	23	16	16	82

Official Basketball Box Score - Final

NC State at Virginia
12/31/23 John Paul Jones Arena, Charlottesville
Virginia vs No. 3 North Carolina State Women's Basketball

Officials: Putari Spurlock-Welsh, Tiara Cruse, Fatou Casako-Stephens

Game Time: 6:00 PM
Game Duration: 1:45
Attendance: 4,541

2023-24 BOX SCORES



Official Basketball Box Score - Final
Virginia at Georgia Tech
01/04/24 McCamish Pavilion, Atlanta
Georgia Tech vs. Virginia

Game Time: 7:00 PM
Game Duration: 2:00
Attendance: 1,237



Official Basketball Box Score - Final
Virginia at Georgia Tech
01/04/24 McCamish Pavilion, Atlanta
Georgia Tech vs. Virginia

Game Time: 7:00 PM
Game Duration: 2:00
Attendance: 1,237

Virginia - 60		Record: 8-5 (0-2)																	
NO. Name		Min	FG		3P		FT	Rebounds		Fouls		TP	AS	TO	ST	Blocks		+/-	Shooting By Period
			M	A	M	A		OR	DR	OT	PF					FD	BS		
20 Camryn Taylor	F	32:29	7-12	1-1	4-4	0	4	4	4	19	0	2	2	1	0	-4		1st FG% 5-13 38.5%	
34 London Clarkson	F	24:17	4-5	0-0	3-7	2	4	6	5	5	11	0	2	2	4	0	5	3PT% 0-4 75%	
1 Paris Clark	G	33:59	5-14	0-1	3-4	7	5	12	3	3	13	3	4	3	1	1	7	FT% 3-4 75%	
21 Kymora Johnson	G	28:24	3-14	0-6	0-0	0	3	3	3	0	6	6	4	3	0	-1		2nd FG% 4-20 20.0%	
23 Alexia Smith	G	10:53	0-2	0-1	0-2	0	3	3	2	1	0	1	0	0	0	-1		3PT% 0-7 0.0%	
4 Jillian Brown	G	22:50	2-7	0-1	1-2	2	2	4	1	1	5	1	2	1	1	0	1	FT% 3-4 75%	
33 Sam Brunelle	14:15	0-3	0-2	0-0	0	1	1	1	0	0	0	1	0	0	0	-9		3rd FG% 9-15 60.0%	
0 Olivia McGhee	04:20	0-1	0-1	0-0	0	1	1	0	0	0	0	1	0	0	0	-5		3PT% 1-1 100.0%	
5 Yontia Vaughn	16:35	1-6	0-3	0-0	0	2	2	3	1	2	3	1	1	0	0	-7		FT% 5-9 55.6%	
14 Kaydan Lawson	08:59	0-0	0-0	4-4	3	1	4	1	2	4	0	0	0	0	0	2		4th FG% 4-16 25.0%	
32 Cady Pauley	02:59	0-0	0-0	0-0	0	0	0	1	0	0	0	0	0	1	0	-3		3PT% 0-4 0.0%	
Team						3	3	6		0	0							FT% 4-6 66.7%	
Totals			22-64	1-16	15-23	17	29	46	24	17	60	14	17	12	8	2	-3		GM FG% 22-64 34.4%
Technical Fouls: NONE																			
Dead Ball Rebounds: 5, 0																			
Shooting By Period																			
1st FG% 5-13 38.5%																			
3PT% 0-4 75%																			
FT% 3-4 75%																			
2nd FG% 4-20 20.0%																			
3PT% 0-7 0.0%																			
FT% 3-4 75%																			
3rd FG% 9-15 60.0%																			
3PT% 1-1 100.0%																			
FT% 5-9 55.6%																			
4th FG% 4-16 25.0%																			
3PT% 0-4 0.0%																			
FT% 4-6 66.7%																			
GM FG% 22-64 34.4%																			
3PT% 1-16 6.3%																			
FT% 15-23 65.2%																			

Georgia Tech - 63		Record: 10-4 (1-1)																			
NO.	Name	Min	FG	3P	FT	Rebounds		Fouls		TP	AS	TO	ST	Blocks		+/-	Shooting By Period				
			M	A	M	A	OR	DR	OT					PF	FD						BS
13	Kayla Blackshear	F 34:22	2-9	1-1	1-4	4	2	6	4	4	6	2	1	1	0	2	4	1st	FG%	6-17	35.3%
5	Tonie Morgan	G 32:42	4-14	0-0	10-15	5	7	12	1	11	18	1	3	1	1	2	6	FT%	1-2	50%	
22	Ines Noguero	G 32:17	1-4	0-2	0-0	1	4	5	4	0	2	3	3	1	0	0	-2	2nd	FG%	2-13	15.4%
23	Rusne Augustinalte	G 30:30	2-9	1-6	3-4	1	3	4	4	2	8	2	4	1	0	0	0	3rd	1-5	20.0%	
25	Kara Dunn	G 38:23	8-17	1-5	7-10	3	3	6	1	7	24	1	5	5	0	2	3	FT%	8-12	66.7%	
21	Sydney Johnson	13:09	1-5	1-4	0-0	0	0	0	1	0	3	1	0	0	0	0	-8	4th	FG%	7-16	43.8%
32	D'Asia Thomas-Harris	10:08	1-1	0-0	0-0	0	4	4	1	0	2	0	0	0	0	0	-1	FT%	5-8	62.5%	
11	Aixa Wone Aranaz	08:30	0-0	0-0	0-0	0	1	1	1	0	0	0	0	0	0	0	7	3rd	FG%	4-13	30.8%
Team						1	3	4		0	0							3PT%	0-5	0.0%	
Totals			19-59	4-18	21-33	15	27	42	17	24	63	10	16	9	2	8	3	FT%	7-11	63.6%	
Technical Fouls: NONE																					
Dead Ball Rebounds: 8, 1																					
Shooting By Period																					
1st FG% 6-17 35.3%																					
2nd FG% 2-13 15.4%																					
3rd FG% 1-5 20.0%																					
4th FG% 7-16 43.8%																					
GM FG% 19-59 32.2%																					
3PT% 4-18 22.2%																					
FT% 21-33 63.6%																					

	UVA	GT
Biggest lead	4 (1st 9:01)	7 (3rd 6:26)
Best Scoring Run	6 (2nd 2:12)	9 (1st 1:45)
Lead Changes	9	
Times Tied	11	
Time with Lead	08:22	25:00
Points from	UVA	GT
Turnovers	12	12
Paint	34	24
Second Chance	17	15
Fast Breaks	14	6
Bench	11	5
Period by Period Scoring	UVA	GT
1st	13	11
2nd	11	24
3rd	12	60
4th	60	
TOT	14	13
1st	13	21
2nd	15	63

Virginia - 60		Record: 8-5 (0-2)																									
NO. Name	Min	FG	3P	FT	Rebounds		Fouls		TP	AS	TO	ST	Blocks	±	Shooting By Period												
		M/A	M/A	M/A	OR	DR	OT	P/F					BS	BA		1st	2nd	3rd	4th	GM							
20 Camryn Taylor	F 32:29	7-12	1-1	4-4	0	4	4	4	19	0	2	2	1	0	-4	3PT%	0-4	0.0%									
34 London Clarkson	F 24:17	4-5	0-0	3-7	2	4	6	5	11	0	2	2	4	0	5	FT%	3-4	75%									
1 Paris Clark	G 33:59	5-14	0-1	3-4	7	5	12	3	13	3	4	3	1	1	7	2nd FG%	4-20	20.0%									
21 Kymora Johnson	G 28:24	3-14	0-6	0-0	0	3	3	3	6	6	4	3	0	1	-1	3PT%	0-7	0.0%									
23 Alexia Smith	G 10:53	0-2	0-1	0-2	0	3	3	2	1	0	1	0	0	0	-1	FT%	3-4	75%									
4 Jillian Brown	22:50	2-7	0-1	1-2	2	2	4	1	5	1	2	1	1	0	1												
33 Sam Brunelle	14:15	0-3	0-2	0-0	0	1	1	1	0	0	1	0	0	0	-9	3rd FG%	9-15	60.0%									
0 Olivia McGhee	04:20	0-1	0-1	0-0	0	1	1	0	0	0	1	0	0	0	-5	3PT%	1-1	100.0%									
5 Yontia Vaughn	16:35	1-6	0-3	0-0	0	2	2	3	1	2	3	1	1	0	-7	FT%	5-9	55.6%									
14 Kaydan Lawson	08:59	0-0	0-0	4-4	3	1	4	1	2	4	0	0	0	0	2	4th FG%	4-16	25.0%									
32 Cady Pauley	02:59	0-0	0-0	0-0	0	0	0	1	0	0	0	0	0	1	-3	3PT%	0-4	0.0%									
Team					3	3	6		0	0	0					FT%	4-6	66.7%									
Totals		22-64	1-16	15-23	17	29	46	24	17	60	14	17	12	8	-3	GM FG%	22-64	34.4%	3PT%	1-16	6.3%						
															Technical Fouls: NONE												
															Dead Ball Rebounds: 5, 0												
															Shooting By Period												
															1st FG%					5-13	38.5%	3PT%	0-4	0.0%	FT%	3-4	75%
															2nd FG%					4-20	20.0%	3PT%	0-7	0.0%	FT%	3-4	75%
															3rd FG%					9-15	60.0%	3PT%	1-1	100.0%	FT%	5-9	55.6%
															4th FG%					4-16	25.0%	3PT%	0-4	0.0%	FT%	4-6	66.7%
															GM FG%					22-64	34.4%	3PT%	1-16	6.3%	FT%	15-23	65.2%

Georgia Tech - 63		Record: 10-4 (1-1)														
NO.	Name	Min	FG M-A	3P M-A	FT M-A	Rebounds OR DR TOT	Fouls PF	TP	AS	TO	ST	Blocks BS BA	+/-	Shooting By Period		
13	Kayla Blackshear	F 34:22	2-9	1-1	1-4	4 2 6	4	4	6	2	1	1	0	2	4	1 st FG% 6-17 35.3%
5	Tonie Morgan	G 32:42	4-14	0-0	10-15	5 7 12	1	11	18	1	3	1	1	2	6	3PT% 1-4 25.0%
22	Ines Noguero	G 32:17	1-4	0-2	0-0	1 4 5	4	0	2	3	3	1	0	0	-2	FT% 1-2 50%
23	Rusne Augustinalte	G 30:30	2-9	1-6	3-4	1 3 4	4	2	8	2	4	1	1	2	6	2 nd FG% 2-13 15.4%
25	Kara Dunn	G 38:23	8-17	1-5	7-10	3 3 6	1	7	24	1	5	5	0	2	3	3PT% 1-5 20.0%
21	Sydney Johnson	13:09	1-5	1-4	0-0	0 0 0	1	0	3	1	0	0	0	0	-8	FT% 8-12 66.7%
32	D'Asia Thomas-Harris	10:08	1-1	0-0	0-0	0 4 4	1	0	2	0	0	0	0	0	-1	3 rd FG% 7-16 43.8%
11	Aixa Wone Aranaz	08:30	0-0	0-0	0-0	0 1 1	1	0	0	0	0	0	0	0	7	FT% 5-8 62.5%
Team						1 3 4			0							4 th FG% 4-13 30.8%
Totals			19-59	4-18	21-33	15 27 42	17 24	63	10	16	9	2 8 3				3PT% 0-5 0.0%
													Technical Fouls: NONE			
													GM FG% 19-59 32.2%			
													FT% 7-11 63.6%			
													3PT% 21-33 63.6%			

	UVA	GT
Biggest lead	4 (1st 9:01)	7 (3rd 6:26)
Best Scoring Run	6 (2nd 2:12)	9 (1st 1:45)
Lead Changes	9	
Times Tied	11	
Time with Lead	08:22	25:00
Points from	UVA	GT
Turnovers	12	12
Paint	34	24
Second Chance	17	15
Fast Breaks	14	6
Bench	11	5
Period by Period Scoring	UVA	GT
1st	13	11
2nd	11	24
3rd	12	60
4th	60	
TOT	14	13
1st	13	21
2nd	15	63



2023-24 COMBINED STATS



2023-24 Virginia Women's Basketball Combined Team Statistics All games

Page 1/1
as of Jan 07, 2024

Game Records

Record	Overall	Home	Away	Neutral
ALL GAMES	8-6	6-4	1-1	1-1
CONFERENCE	0-3	0-2	0-1	0-0
NON-CONFERENCE	8-3	6-2	1-0	1-1

Score by Periods

Team	1st	2nd	3rd	4th	OT	TOT
Virginia	220	253	278	276	12	1039
Opponents	224	211	213	242	6	896

Team Box Score

No.	Player				Total		3-Point		F-Throw		Rebounds											
		GP-GS	MIN	AVG	FG-FGA	FG%	3FG-3FGA	3FG%	FT-FTA	FT%	OFF	DEF	TOT	AVG	PF	DQ	A	TO	BLK	STL	PTS	AVG
20	TAYLOR, Camryn	14-13	360:38	25.8	73-157	.465	3-7	.429	60-68	.882	45	47	92	6.6	47	1	9	25	14	12	209	14.9
21	JOHNSON, Kymora	14-14	386:12	27.6	65-175	.371	18-79	.228	16-23	.696	10	46	56	4.0	23	0	75	32	6	27	164	11.7
1	CLARK, Paris	11-9	221:32	20.1	39-95	.411	8-23	.348	17-19	.895	20	25	45	4.1	23	0	13	20	5	11	103	9.4
34	CLARKSON, London	12-8	270:55	22.6	29-57	.509	0-0	.000	39-51	.765	30	24	54	4.5	37	1	9	12	11	14	97	8.1
33	BRUNELLE, Sam	12-6	233:16	19.4	27-77	.351	18-52	.346	10-13	.769	11	27	38	3.2	15	0	5	9	11	5	82	6.8
4	BROWN, Jillian	14-6	283:02	20.2	29-96	.302	3-25	.120	29-35	.829	27	61	88	6.3	23	0	28	19	9	12	90	6.4
0	MCGHEE, Olivia	14-1	194:52	13.9	31-82	.378	12-40	.300	13-15	.867	9	21	30	2.1	11	0	3	13	3	11	87	6.2
23	SMITH, Alexia	14-12	280:39	20.0	28-68	.412	3-14	.214	7-13	.538	16	44	60	4.3	11	0	20	15	2	16	66	4.7
5	VAUGHN, Yonta	12-0	237:05	19.8	21-66	.318	9-34	.265	1-5	.200	2	30	32	2.7	12	0	48	20	1	8	52	4.3
14	LAWSON, Kaydan	10-0	116:08	11.6	10-26	.385	5-16	.313	6-10	.600	10	19	29	2.9	13	0	7	6	0	4	31	3.1
32	PAULEY, Cady	11-0	80:47	7.3	10-38	.263	5-30	.167	5-6	.833	3	6	9	0.8	8	0	5	4	2	2	30	2.7
12	NOYAN, Edessa	10-1	91:34	9.2	7-19	.368	2-3	.667	2-4	.500	10	22	32	3.2	12	0	3	9	4	4	18	1.8
41	LAUTERBACH, Taylor	9-0	68:21	7.6	3-15	.200	1-6	.167	3-4	.750	6	18	24	2.7	14	0	1	7	6	2	10	1.1
Team											32	27	59					3				
Total		14	2825		372-971	.383	87-329	.264	208-266	.782	231	417	648	46.3	249	2	226	194	74	128	1039	74.2
Opponents		14	2825		320-869	.368	92-319	.288	164-237	.692	162	389	551	39.4	240	3	187	241	52	99	896	64.0

Team Statistics

	UVA	OPP
Scoring	1039	896
Points per game	74.2	64.0
Scoring margin	+10.2	-
Field goals-att	372-971	320-869
Field goal pct	.383	.368
3 point fg-att	87-329	92-319
3-point FG pct	.264	.288
3-pt FG made per game	6.2	6.6
Free throws-att	208-266	164-237
Free throw pct	.782	.692
F-Throws made per game	14.9	11.7
Rebounds	648	551
Rebounds per game	46.3	39.4
Rebounding margin	+6.9	-
Assists	226	187
Assists per game	16.1	13.4
Turnovers	194	241
Turnovers per game	13.9	17.2
Turnover margin	+3.4	-
Assist/turnover ratio	1.2	0.8
Steals	128	99
Steals per game	9.1	7.1
Blocks	74	52
Blocks per game	5.3	3.7
Winning streak	0	-
Home win streak	0	-
Attendance	40670	1624
Home games-Avg/Game	10-4067	2-812
Neutral site-Avg/Game	-	2-825

Team Results

Date	Opponent		Score	Att.
11/08/2023	UMES	W	76-52	3797
11/12/2023	Campbell	W	74-49	3965
11/15/2023	William & Mary	W	80-51	3588
11/19/2023	Oklahoma	L	67-82	4198
11/24/2023	vs Tulane	W	81-59	0
11/25/2023	vs LSU	L	73-76	1650
11/30/2023	Missouri	Wot	87-81	3701
12/03/2023	at La Salle	W	94-73	387
12/06/2023	Rider	W	78-51	3676
12/16/2023	Wofford	L	70-71	3955
12/21/2023	Fordham	W	82-56	4208
12/31/2023	NC State	L	61-72	4541
01/04/2024	at Georgia Tech	L	60-63	1237
01/07/2024	Duke	L	56-60	5041

2023-24 TEAM STATS



2023-24 Virginia Women's Basketball Overall Team Statistics All games

Page 1/1
as of Jan 07, 2024

Team Statistics

	UVA	OPP
Scoring	1039	896
Points per game	74.2	64.0
Scoring margin	+10.2	-
Field goals-att	372-971	320-869
Field goal pct	.383	.368
3 point fg-att	87-329	92-319
3-point FG pct	.264	.288
3-pt FG made per game	6.2	6.6
Free throws-att	208-266	164-237
Free throw pct	.782	.692
F-Throws made per game	14.9	11.7
Rebounds	648	551
Rebounds per game	46.3	39.4
Rebounding margin	+6.9	-
Assists	226	187
Assists per game	16.1	13.4
Turnovers	194	241
Turnovers per game	13.9	17.2
Turnover margin	+3.4	-
Assist/turnover ratio	1.2	0.8
Steals	128	99
Steals per game	9.1	7.1
Blocks	74	52
Blocks per game	5.3	3.7
Winning streak	0	-
Home win streak	0	-
Attendance	40670	1624
Home games-Avg/Game	10-4067	2-812
Neutral site-Avg/Game	-	2-825

Score by Periods

Team	1st	2nd	3rd	4th	OT	TOT
Virginia	220	253	278	276	12	1039
Opponents	224	211	213	242	6	896

2023-24 ACC-ONLY STATS



2023-24 Virginia Women's Basketball Combined Team Statistics In Conference games

Page 1/1
as of Jan 07, 2024

Game Records

Record	Overall	Home	Away	Neutral
ALL GAMES	0-3	0-2	0-1	0-0
CONFERENCE	0-3	0-2	0-1	0-0
NON-CONFERENCE	0-0	0-0	0-0	0-0

Score by Periods

Team	1st	2nd	3rd	4th	OT	TOT
Virginia	35	47	45	50	0	177
Opponents	48	40	59	48	0	195

Team Box Score

No.	Player				Total		3-Point		F-Throw		Rebounds													
		GP-GS	MIN	AVG	FG-FGA	FG%	3FG-3FGA	3FG%	FT-FTA	FT%	OFF	DEF	TOT	AVG	PF	DQ	A	TO	BLK	STL	PTS	AVG		
20	TAYLOR, Camryn	3-3	85:28	28.5	19-38	.500	3-4	.750	12-15	.800	6	15	21	7.0	13	1	1	5	1	2	53	17.7		
21	JOHNSON, Kymora	3-3	94:07	31.4	12-50	.240	2-20	.100	5-6	.833	4	14	18	6.0	4	0	15	9	1	8	31	10.3		
1	CLARK, Paris	3-3	66:39	22.2	7-24	.292	2-3	.667	6-8	.750	8	7	15	5.0	8	0	3	7	2	3	22	7.3		
34	CLARKSON, London	3-3	57:53	19.3	5-12	.417	0-0	.000	7-13	.538	5	6	11	3.7	13	1	0	4	5	2	17	5.7		
33	BRUNELLE, Sam	3-0	61:25	20.5	3-13	.231	1-9	.111	7-8	.875	1	6	7	2.3	6	0	0	2	5	0	14	4.7		
0	MCGHEE, Olivia	3-0	27:41	9.2	3-8	.375	2-4	.500	3-4	.750	1	2	3	1.0	2	0	0	2	0	3	11	3.7		
4	BROWN, Jillian	3-1	67:18	22.4	3-15	.200	1-2	.500	3-4	.750	6	9	15	5.0	6	0	4	3	3	1	10	3.3		
5	VAUGHN, Yonta	3-0	53:41	17.9	3-18	.167	0-9	.000	1-2	.500	0	7	7	2.3	5	0	10	7	0	2	7	2.3		
14	LAWSON, Kaydan	3-0	28:06	9.4	0-1	.000	0-1	.000	5-6	.833	3	2	5	1.7	2	0	1	0	0	0	5	1.7		
41	LAUTERBACH, Taylor	2-0	15:17	7.6	1-6	.167	1-3	.333	0-0	.000	1	4	5	2.5	4	0	0	0	3	0	3	1.5		
23	SMITH, Alexia	3-2	34:54	11.6	2-5	.400	0-1	.000	0-2	.000	0	6	6	2.0	4	0	3	3	0	1	4	1.3		
12	NOYAN, Edessa	1-0	04:08	4.1	0-0	.000	0-0	.000	0-0	.000	0	1	1	1.0	0	0	0	0	0	0	0	0.0		
32	PAULEY, Cady	2-0	03:25	1.7	0-0	.000	0-0	.000	0-0	.000	0	0	0	0.0	1	0	0	0	1	0	0	0.0		
Team											5	6	11											
Total		3	600		58-190	.305	12-56	.214	49-68	.721	40	85	125	41.7	68	2	37	42	21	22	177	59.0		
Opponents		3	600		66-184	.359	11-55	.200	52-77	.675	40	99	139	46.3	55	0	35	41	15	22	195	65.0		

Team Statistics

	UVA	OPP
Scoring		
Points per game	59.0	65.0
Scoring margin	-6.0	-
Field goals-att		
Field goal pct	.305	.359
3 point fg-att		
3-point FG pct	.214	.200
3-pt FG made per game	4.0	3.7
Free throws-att		
Free throw pct	.721	.675
F-Throws made per game	16.3	17.3
Rebounds		
Rebounds per game	41.7	46.3
Rebounding margin	-4.7	-
Assists		
Assists per game	12.3	11.7
Turnovers		
Turnovers per game	14.0	13.7
Turnover margin	-0.3	-
Assist/turnover ratio	0.9	0.9
Steals		
Steals per game	7.3	7.3
Blocks		
Blocks per game	7.0	5.0
Winning streak		
Home win streak	0	-
Attendance		
Home games-Avg/Game	2-4791	1-1237
Neutral site-Avg/Game	-	0-0

Team Results

Date	Opponent		Score	Att.
12/31/2023	NC State	L	61-72	4541
01/04/2024	at Georgia Tech	L	60-63	1237
01/07/2024	Duke	L	56-60	5041

2023-24 CATEGORY LEADERS



2023-24 Virginia Women's Basketball Category Leaders All games

Page 1/3
as of Jan 07, 2024

Points

##	Player	G	Pts	Pts/G
20	Taylor, Camryn	14	209	14.9
21	Johnson, Kymora	14	164	11.7
1	Clark, Paris	11	103	9.4
34	Clarkson, London	12	97	8.1
4	Brown, Jillian	14	90	6.4
0	McGhee, Olivia	14	87	6.2
33	Brunelle, Sam	12	82	6.8
23	Smith, Alexia	14	66	4.7
5	Vaughn, Yonta	12	52	4.3
14	Lawson, Kaydan	10	31	3.1
32	Pauley, Cady	11	30	2.7
12	Noyan, Edessa	10	18	1.8
41	Lauterbach, Taylor	9	10	1.1

Scoring Average

##	Player	G	Pts	Pts/G
20	Taylor, Camryn	14	209	14.9
21	Johnson, Kymora	14	164	11.7
1	Clark, Paris	11	103	9.4
34	Clarkson, London	12	97	8.1
33	Brunelle, Sam	12	82	6.8
4	Brown, Jillian	14	90	6.4
0	McGhee, Olivia	14	87	6.2
23	Smith, Alexia	14	66	4.7
5	Vaughn, Yonta	12	52	4.3
14	Lawson, Kaydan	10	31	3.1
32	Pauley, Cady	11	30	2.7
12	Noyan, Edessa	10	18	1.8
41	Lauterbach, Taylor	9	10	1.1

Field Goal Percentage

##	Player	FG	Att	Pct
34	Clarkson, London	29	57	.509
20	Taylor, Camryn	73	157	.465
23	Smith, Alexia	28	68	.412
1	Clark, Paris	39	95	.411
14	Lawson, Kaydan	10	26	.385
0	McGhee, Olivia	31	82	.378
21	Johnson, Kymora	65	175	.371
12	Noyan, Edessa	7	19	.368
33	Brunelle, Sam	27	77	.351
5	Vaughn, Yonta	21	66	.318
4	Brown, Jillian	29	96	.302
32	Pauley, Cady	10	38	.263
41	Lauterbach, Taylor	3	15	.200

Field Goal Attempts

##	Player	G	Att	Att/G
21	Johnson, Kymora	14	175	12.5
20	Taylor, Camryn	14	157	11.2
4	Brown, Jillian	14	96	6.9
1	Clark, Paris	11	95	8.6
0	McGhee, Olivia	14	82	5.9

Field Goals Made

##	Player	G	Made	Made/G
20	Taylor, Camryn	14	73	5.2
21	Johnson, Kymora	14	65	4.6
1	Clark, Paris	11	39	3.5
0	McGhee, Olivia	14	31	2.2
34	Clarkson, London	12	29	2.4

2023-24 CATEGORY LEADERS



2023-24 Virginia Women's Basketball Category Leaders All games

Page 2/3
as of Jan 07, 2024

3-Point FG Percentage

##	Player	3FG	Att	Pct
12	Noyan, Edessa	2	3	.667
20	Taylor, Camryn	3	7	.429
1	Clark, Paris	8	23	.348
33	Brunelle, Sam	18	52	.346
14	Lawson, Kaydan	5	16	.313
0	McGhee, Olivia	12	40	.300
5	Vaughn, Yonta	9	34	.265
21	Johnson, Kymora	18	79	.228
23	Smith, Alexia	3	14	.214
32	Pauley, Cady	5	30	.167
41	Lauterbach, Taylor	1	6	.167
4	Brown, Jillian	3	25	.120

3-Point FG Attempts

##	Player	G	Att	Att/G
21	Johnson, Kymora	14	79	5.6
33	Brunelle, Sam	12	52	4.3
0	McGhee, Olivia	14	40	2.9
5	Vaughn, Yonta	12	34	2.8
32	Pauley, Cady	11	30	2.7

3-Point FG Made

##	Player	G	Made	Made/G
21	Johnson, Kymora	14	18	1.3
33	Brunelle, Sam	12	18	1.5
0	McGhee, Olivia	14	12	0.9
5	Vaughn, Yonta	12	9	0.8
1	Clark, Paris	11	8	0.7

Free Throw Percentage

##	Player	Made	Att	Pct
1	Clark, Paris	17	19	.895
20	Taylor, Camryn	60	68	.882
0	McGhee, Olivia	13	15	.867
32	Pauley, Cady	5	6	.833
4	Brown, Jillian	29	35	.829
33	Brunelle, Sam	10	13	.769
34	Clarkson, London	39	51	.765
41	Lauterbach, Taylor	3	4	.750
21	Johnson, Kymora	16	23	.696
14	Lawson, Kaydan	6	10	.600
23	Smith, Alexia	7	13	.538
12	Noyan, Edessa	2	4	.500
5	Vaughn, Yonta	1	5	.200

Free Throw Attempts

##	Player	G	Att	Att/G
20	Taylor, Camryn	14	68	4.9
34	Clarkson, London	12	51	4.3
4	Brown, Jillian	14	35	2.5
21	Johnson, Kymora	14	23	1.6
1	Clark, Paris	11	19	1.7

Free Throws Made

##	Player	G	Made	Made/G
20	Taylor, Camryn	14	60	4.3
34	Clarkson, London	12	39	3.3
4	Brown, Jillian	14	29	2.1
1	Clark, Paris	11	17	1.5
21	Johnson, Kymora	14	16	1.1

Rebounds

##	Player	G	Reb	Reb/G
20	Taylor, Camryn	14	92	6.6
4	Brown, Jillian	14	88	6.3
23	Smith, Alexia	14	60	4.3
21	Johnson, Kymora	14	56	4.0
34	Clarkson, London	12	54	4.5

Assists

##	Player	G	Ast	Ast/G
21	Johnson, Kymora	14	75	5.4
5	Vaughn, Yonta	12	48	4.0
4	Brown, Jillian	14	28	2.0
23	Smith, Alexia	14	20	1.4
1	Clark, Paris	11	13	1.2

Rebounds Average

##	Player	G	Reb	Reb/G
20	Taylor, Camryn	14	92	6.6
4	Brown, Jillian	14	88	6.3
34	Clarkson, London	12	54	4.5
23	Smith, Alexia	14	60	4.3
1	Clark, Paris	11	45	4.1

Steals

##	Player	G	Stl	Stl/G
21	Johnson, Kymora	14	27	1.9
23	Smith, Alexia	14	16	1.1
34	Clarkson, London	12	14	1.2
20	Taylor, Camryn	14	12	0.9
4	Brown, Jillian	14	12	0.9

2023-24 CATEGORY LEADERS



2023-24 Virginia Women's Basketball Category Leaders All games

Page 3/3
as of Jan 07, 2024

Offensive Rebounds

##	Player	G	OReb	OReb/G
20	Taylor, Camryn	14	45	3.2
34	Clarkson, London	12	30	2.5
4	Brown, Jillian	14	27	1.9
1	Clark, Paris	11	20	1.8
23	Smith, Alexia	14	16	1.1

Blocked Shots

##	Player	G	Blk	Blk/G
20	Taylor, Camryn	14	14	1.0
34	Clarkson, London	12	11	0.9
33	Brunelle, Sam	12	11	0.9
4	Brown, Jillian	14	9	0.6
21	Johnson, Kymora	14	6	0.4

Defensive Rebounds

##	Player	G	DReb	DReb/G
4	Brown, Jillian	14	61	4.4
20	Taylor, Camryn	14	47	3.4
21	Johnson, Kymora	14	46	3.3
23	Smith, Alexia	14	44	3.1
5	Vaughn, Yonta	12	30	2.5

Minutes

##	Player	G	Min	Min/G
21	Johnson, Kymora	14	386	27:35
20	Taylor, Camryn	14	361	25:46
4	Brown, Jillian	14	283	20:13
23	Smith, Alexia	14	281	20:03
34	Clarkson, London	12	271	22:35

Fouls

##	Player	G	PF	PF/G
20	Taylor, Camryn	14	47	3.4
34	Clarkson, London	12	37	3.1
21	Johnson, Kymora	14	23	1.6
1	Clark, Paris	11	23	2.1
4	Brown, Jillian	14	23	1.6

Turnovers

##	Player	G	TO	TO/G
21	Johnson, Kymora	14	32	2.3
20	Taylor, Camryn	14	25	1.8
1	Clark, Paris	11	20	1.8
5	Vaughn, Yonta	12	20	1.7
4	Brown, Jillian	14	19	1.4

Foul Outs

##	Player	G	FO
20	Taylor, Camryn	14	1
34	Clarkson, London	12	1

2023-24 RESULTS/LEADERS



2023-24 Virginia Women's Basketball Season Schedule/Results & Leaders All games

Page 1/1
as of Jan 07, 2024

Game Records

Record	Overall	Home	Away	Neutral
ALL GAMES	8-6	6-4	1-1	1-1
CONFERENCE	0-3	0-2	0-1	0-0
NON-CONFERENCE	8-3	6-2	1-0	1-1

Team Results

Date	Opponent		Score	Att.	High Points	High Rebounds
11/08/2023	UMES	W	76-52	3797	(22) TAYLOR, Camryn	(13) BROWN, Jillian
11/12/2023	Campbell	W	74-49	3965	(16) TAYLOR, Camryn	(8) NOYAN, Edessa
11/15/2023	William & Mary	W	80-51	3588	(17) BROWN, Jillian	(7) TAYLOR, Camryn
						(7) BROWN, Jillian
11/19/2023	Oklahoma	L	67-82	4198	(17) TAYLOR, Camryn	(9) BROWN, Jillian
11/24/2023	vs Tulane	W	81-59	0	(14) VAUGHN, Yonta	(6) MCGHEE, Olivia
11/25/2023	vs LSU	L	73-76	1650	(19) CLARK, Paris	(7) BROWN, Jillian
						(7) CLARK, Paris
11/30/2023	Missouri	Wot	87-81	3701	(26) TAYLOR, Camryn	(13) SMITH, Alexia
12/03/2023	at La Salle	W	94-73	387	(17) JOHNSON, Kymora	(8) BROWN, Jillian
12/06/2023	Rider	W	78-51	3676	(18) TAYLOR, Camryn	(13) TAYLOR, Camryn
12/16/2023	Wofford	L	70-71	3955	(14) CLARK, Paris	(9) CLARKSON, London
					(14) MCGHEE, Olivia	
12/21/2023	Fordham	W	82-56	4208	(26) JOHNSON, Kymora	(8) TAYLOR, Camryn
12/31/2023	NC State	L	61-72	4541	(17) TAYLOR, Camryn	(15) TAYLOR, Camryn
01/04/2024	at Georgia Tech	L	60-63	1237	(19) TAYLOR, Camryn	(12) CLARK, Paris
01/07/2024	Duke	L	56-60	5041	(17) TAYLOR, Camryn	(8) JOHNSON, Kymora

Attendance Summary

	Games	Attend	Avg/Game
Home	10	40670	4067
Away	2	1624	812
Neutral	2	1650	825
Total	14	43944	3139

2023-24 VIRGINIA GAME HIGHS



2023-24 Virginia Women's Basketball Team High/Low Analysis All games

Page 1/4
as of Jan 07, 2024

Virginia - Game Highs

POINTS	94		at La Salle (12/03/2023)
	87		Missouri (11/30/2023)
	82		Fordham (12/21/2023)
	81		vs Tulane (N) (11/24/2023)
	80		William & Mary (11/15/2023)
FIELD GOALS MADE	33		at La Salle (12/03/2023)
	32		Missouri (11/30/2023)
FIELD GOAL ATTEMPTS	83		Oklahoma (11/19/2023)
	78		Missouri (11/30/2023)
FIELD GOAL PERCENTAGE	.534	(31-58)	Fordham (12/21/2023)
	.458	(33-72)	at La Salle (12/03/2023)
3 PT FG MADE	15		vs Tulane (N) (11/24/2023)
	12		Fordham (12/21/2023)
3 PT FG ATTEMPTS	35		vs Tulane (N) (11/24/2023)
	31		vs LSU (N) (11/25/2023)
	31		UMES (11/08/2023)
3 PT FG PERCENTAGE	.545	(12-22)	Fordham (12/21/2023)
	.429	(15-35)	vs Tulane (N) (11/24/2023)
FREE THROWS MADE	23		at La Salle (12/03/2023)
	22		Duke (01/07/2024)
FREE THROW ATTEMPTS	26		Duke (01/07/2024)
	25		at La Salle (12/03/2023)
	25		UMES (11/08/2023)
FREE THROW PERCENTAGE	.920	(23-25)	at La Salle (12/03/2023)
	.913	(21-23)	Campbell (11/12/2023)
REBOUNDS	60		Rider (12/06/2023)
	60		UMES (11/08/2023)
ASSISTS	22		at La Salle (12/03/2023)
	21		Fordham (12/21/2023)
STEALS	14		Oklahoma (11/19/2023)
	13		vs Tulane (N) (11/24/2023)
BLOCKED SHOTS	8		at Georgia Tech (01/04/2024)
	8		NC State (12/31/2023)
	8		William & Mary (11/15/2023)
	8		UMES (11/08/2023)
TURNOVERS	19		Fordham (12/21/2023)
	19		UMES (11/08/2023)
FOULS	25		Duke (01/07/2024)
	24		at Georgia Tech (01/04/2024)
	24		vs LSU (N) (11/25/2023)

2023-24 OPPONENT GAME HIGHS



2023-24 Virginia Women's Basketball Team High/Low Analysis All games

Page 2/4
as of Jan 07, 2024

Opponent - Game Highs

POINTS	82		Oklahoma (11/19/2023)
	81		Missouri (11/30/2023)
	76		vs LSU (N) (11/25/2023)
	73		at La Salle (12/03/2023)
	72		NC State (12/31/2023)
FIELD GOALS MADE	30		Oklahoma (11/19/2023)
	27		Wofford (12/16/2023)
	27		at La Salle (12/03/2023)
	27		Missouri (11/30/2023)
	27		vs LSU (N) (11/25/2023)
FIELD GOAL ATTEMPTS	71		UMES (11/08/2023)
	70		NC State (12/31/2023)
FIELD GOAL PERCENTAGE	.484	(30-62)	Oklahoma (11/19/2023)
	.466	(27-58)	Wofford (12/16/2023)
3 PT FG MADE	13		Oklahoma (11/19/2023)
	11		Fordham (12/21/2023)
	11		Wofford (12/16/2023)
3 PT FG ATTEMPTS	34		at La Salle (12/03/2023)
	30		Fordham (12/21/2023)
	30		Oklahoma (11/19/2023)
3 PT FG PERCENTAGE	.433	(13-30)	Oklahoma (11/19/2023)
	.423	(11-26)	Wofford (12/16/2023)
FREE THROWS MADE	21		at Georgia Tech (01/04/2024)
	20		vs LSU (N) (11/25/2023)
FREE THROW ATTEMPTS	33		at Georgia Tech (01/04/2024)
	26		Missouri (11/30/2023)
FREE THROW PERCENTAGE	.895	(17-19)	NC State (12/31/2023)
	.857	(6-7)	Wofford (12/16/2023)
REBOUNDS	56		NC State (12/31/2023)
	49		Oklahoma (11/19/2023)
ASSISTS	22		Oklahoma (11/19/2023)
	16		Wofford (12/16/2023)
	16		Rider (12/06/2023)
	16		vs LSU (N) (11/25/2023)
STEALS	12		Fordham (12/21/2023)
	11		Wofford (12/16/2023)
BLOCKED SHOTS	9		Duke (01/07/2024)
	7		Oklahoma (11/19/2023)
	7		Campbell (11/12/2023)
TURNOVERS	24		Oklahoma (11/19/2023)
	21		Campbell (11/12/2023)
FOULS	23		Duke (01/07/2024)
	21		at La Salle (12/03/2023)
	21		Campbell (11/12/2023)

2023-24 VIRGINIA GAME LOWS



2023-24 Virginia Women's Basketball Team High/Low Analysis All games

Page 3/4
as of Jan 07, 2024

Virginia - Game Lows

POINTS	56		Duke (01/07/2024)
	60		at Georgia Tech (01/04/2024)
	61		NC State (12/31/2023)
	67		Oklahoma (11/19/2023)
	70		Wofford (12/16/2023)
FIELD GOALS MADE	16		Duke (01/07/2024)
	20		NC State (12/31/2023)
FIELD GOAL ATTEMPTS	54		Duke (01/07/2024)
	58		Fordham (12/21/2023)
FIELD GOAL PERCENTAGE	.278	(20-72)	NC State (12/31/2023)
	.296	(16-54)	Duke (01/07/2024)
3 PT FG MADE	1		at Georgia Tech (01/04/2024)
	1		Oklahoma (11/19/2023)
3 PT FG ATTEMPTS	10		Duke (01/07/2024)
	15		Campbell (11/12/2023)
3 PT FG PERCENTAGE	.043	(1-23)	Oklahoma (11/19/2023)
	.063	(1-16)	at Georgia Tech (01/04/2024)
FREE THROWS MADE	6		vs Tulane (N) (11/24/2023)
	8		Fordham (12/21/2023)
FREE THROW ATTEMPTS	7		vs Tulane (N) (11/24/2023)
	11		Fordham (12/21/2023)
FREE THROW PERCENTAGE	.632	(12-19)	NC State (12/31/2023)
	.650	(13-20)	Rider (12/06/2023)
REBOUNDS	35		Duke (01/07/2024)
	39		Fordham (12/21/2023)
ASSISTS	11		Duke (01/07/2024)
	12		NC State (12/31/2023)
	12		Oklahoma (11/19/2023)
STEALS	5		Duke (01/07/2024)
	5		NC State (12/31/2023)
BLOCKED SHOTS	2		Rider (12/06/2023)
	2		at La Salle (12/03/2023)
TURNOVERS	10		Rider (12/06/2023)
	10		Missouri (11/30/2023)
FOULS	9		Fordham (12/21/2023)
	11		Rider (12/06/2023)

2023-24 OPPONENT GAME LOWS



2023-24 Virginia Women's Basketball Team High/Low Analysis All games

Page 4/4
as of Jan 07, 2024

Opponent - Game Lows

POINTS	49		Campbell (11/12/2023)
	51		Rider (12/06/2023)
	51		William & Mary (11/15/2023)
	52		UMES (11/08/2023)
	56		Fordham (12/21/2023)
FIELD GOALS MADE	18		vs Tulane (N) (11/24/2023)
	18		William & Mary (11/15/2023)
	18		Campbell (11/12/2023)
FIELD GOAL ATTEMPTS	52		Rider (12/06/2023)
	55		Duke (01/07/2024)
FIELD GOAL PERCENTAGE	.269	(18-67)	William & Mary (11/15/2023)
	.282	(20-71)	UMES (11/08/2023)
3 PT FG MADE	2		Duke (01/07/2024)
	2		vs LSU (N) (11/25/2023)
3 PT FG ATTEMPTS	8		vs LSU (N) (11/25/2023)
	18		Duke (01/07/2024)
	18		at Georgia Tech (01/04/2024)
3 PT FG PERCENTAGE	.111	(2-18)	Duke (01/07/2024)
	.158	(3-19)	William & Mary (11/15/2023)
FREE THROWS MADE	3		Rider (12/06/2023)
	5		Fordham (12/21/2023)
FREE THROW ATTEMPTS	6		Fordham (12/21/2023)
	6		Rider (12/06/2023)
FREE THROW PERCENTAGE	.375	(6-16)	Campbell (11/12/2023)
	.500	(3-6)	Rider (12/06/2023)
REBOUNDS	22		Rider (12/06/2023)
	27		Wofford (12/16/2023)
ASSISTS	7		UMES (11/08/2023)
	9		vs Tulane (N) (11/24/2023)
STEALS	4		vs LSU (N) (11/25/2023)
	4		William & Mary (11/15/2023)
BLOCKED SHOTS	0		Fordham (12/21/2023)
	1		Wofford (12/16/2023)
	1		Rider (12/06/2023)
TURNOVERS	11		NC State (12/31/2023)
	14		Duke (01/07/2024)
	14		William & Mary (11/15/2023)
	14		UMES (11/08/2023)
FOULS	9		Fordham (12/21/2023)
	10		vs Tulane (N) (11/24/2023)

2023-24 VIRGINIA INDIVIDUAL GAME HIGHS



2023-24 Virginia Women's Basketball Player Highs Analysis All games

Page 1/2
as of Jan 07, 2024

Virginia - Individual Game Highs

POINTS	26		Kymora Johnson vs Fordham (12/21/2023)
	26		Camryn Taylor vs Missouri (11/30/2023)
	22		Camryn Taylor vs UMES (11/08/2023)
	19		Camryn Taylor at Georgia Tech (01/04/2024)
	19		Paris Clark vs LSU (N) (11/25/2023)
FIELD GOALS MADE	10		Kymora Johnson vs Fordham (12/21/2023)
	10		Camryn Taylor vs Missouri (11/30/2023)
FIELD GOAL ATTEMPTS	21		Kymora Johnson vs NC State (12/31/2023)
	19		Camryn Taylor vs Missouri (11/30/2023)
FIELD GOAL PERCENTAGE (min 5 made)	1.000	(6-6)	Kymora Johnson at La Salle (12/03/2023)
	.833	(5-6)	London Clarkson vs Missouri (11/30/2023)
3 PT FG MADE	6		Kymora Johnson vs Fordham (12/21/2023)
	5		Sam Brunelle vs LSU (N) (11/25/2023)
3 PT FG ATTEMPTS	11		Kymora Johnson vs NC State (12/31/2023)
	11		Sam Brunelle vs LSU (N) (11/25/2023)
3 PT FG PERCENTAGE (min 2 made)	1.000	(2-2)	Paris Clark vs NC State (12/31/2023)
	1.000	(2-2)	Olivia McGhee vs NC State (12/31/2023)
	1.000	(2-2)	Camryn Taylor vs NC State (12/31/2023)
FREE THROWS MADE	10		Camryn Taylor at La Salle (12/03/2023)
	8		Camryn Taylor vs UMES (11/08/2023)
FREE THROW ATTEMPTS	10		Camryn Taylor at La Salle (12/03/2023)
	9		Camryn Taylor vs Duke (01/07/2024)
	9		Camryn Taylor vs UMES (11/08/2023)
FREE THROW PERCENTAGE (min 3 made)	1.000	(10-10)	Camryn Taylor at La Salle (12/03/2023)
	1.000	(6-6)	Camryn Taylor vs Campbell (11/12/2023)
	1.000	(6-6)	London Clarkson vs Campbell (11/12/2023)
	1.000	(6-6)	Jillian Brown vs Campbell (11/12/2023)
	1.000	(5-5)	Camryn Taylor vs Oklahoma (11/19/2023)
	1.000	(5-5)	Jillian Brown vs UMES (11/08/2023)
	1.000	(4-4)	Kymora Johnson vs Duke (01/07/2024)
	1.000	(4-4)	Camryn Taylor at Georgia Tech (01/04/2024)
	1.000	(4-4)	Kaydan Lawson at Georgia Tech (01/04/2024)
	1.000	(4-4)	Cady Pauley vs Rider (12/06/2023)
	1.000	(4-4)	Camryn Taylor vs Rider (12/06/2023)
	1.000	(4-4)	Paris Clark vs LSU (N) (11/25/2023)
	1.000	(4-4)	Kymora Johnson vs UMES (11/08/2023)
	1.000	(3-3)	Sam Brunelle vs Duke (01/07/2024)
	1.000	(3-3)	Paris Clark vs Wofford (12/16/2023)
REBOUNDS	15		Camryn Taylor vs NC State (12/31/2023)
	13		Camryn Taylor vs Rider (12/06/2023)
	13		Alexia Smith vs Missouri (11/30/2023)
	13		Jillian Brown vs UMES (11/08/2023)
ASSISTS	9		Kymora Johnson vs Wofford (12/16/2023)
	9		Kymora Johnson vs Tulane (N) (11/24/2023)
STEALS	4		Jillian Brown at La Salle (12/03/2023)
	4		Kymora Johnson vs Oklahoma (11/19/2023)
BLOCKED SHOTS	4		London Clarkson at Georgia Tech (01/04/2024)
	4		Camryn Taylor vs Campbell (11/12/2023)
TURNOVERS	6		Kymora Johnson vs Tulane (N) (11/24/2023)
	5		Yonta Vaughn vs Duke (01/07/2024)
	5		Camryn Taylor vs UMES (11/08/2023)
FOULS	5		Camryn Taylor vs Duke (01/07/2024)
	5		London Clarkson at Georgia Tech (01/04/2024)

2023-24 OPPONENT INDIVIDUAL GAME HIGHS



2023-24 Virginia Women's Basketball Player Highs Analysis All games

Page 2/2
as of Jan 07, 2024

Opponent - Individual Game Highs

POINTS	37		Aneesah Morrow vs LSU (N) (11/25/2023)
	25		Mimi Collins vs NC State (12/31/2023)
	24		Kara Dunn at Georgia Tech (01/04/2024)
	21		Rachael Rose vs Wofford (12/16/2023)
	21		Hayley Frank vs Missouri (11/30/2023)
FIELD GOALS MADE	15		Aneesah Morrow vs LSU (N) (11/25/2023)
	9		Mimi Collins vs NC State (12/31/2023)
FIELD GOAL ATTEMPTS	25		Aneesah Morrow vs LSU (N) (11/25/2023)
	20		Zamara Haynes vs UMEs (11/08/2023)
FIELD GOAL PERCENTAGE (min 5 made)	.833	(5-6)	Abbey Schrecke vs Missouri (11/30/2023)
	.750	(6-8)	Indiya Clarke vs Wofford (12/16/2023)
3 PT FG MADE	4		Taylor Donaldson vs Fordham (12/21/2023)
	4		Maddie Heiss vs Wofford (12/16/2023)
	4		Payton Verhulst vs Oklahoma (11/19/2023)
3 PT FG ATTEMPTS	11		Taylor Donaldson vs Fordham (12/21/2023)
	11		Nicole Melious at La Salle (12/03/2023)
3 PT FG PERCENTAGE (min 2 made)	.750	(3-4)	Indiya Clarke vs Wofford (12/16/2023)
	.750	(3-4)	Abbey Schrecke vs Missouri (11/30/2023)
FREE THROWS MADE	10		Tonie Morgan at Georgia Tech (01/04/2024)
	8		Kyren Whittington vs Tulane (N) (11/24/2023)
FREE THROW ATTEMPTS	15		Tonie Morgan at Georgia Tech (01/04/2024)
	10		Kara Dunn at Georgia Tech (01/04/2024)
	10		Kyren Whittington vs Tulane (N) (11/24/2023)
FREE THROW PERCENTAGE (min 3 made)	1.000	(7-7)	Hayley Frank vs Missouri (11/30/2023)
	1.000	(4-4)	Mimi Collins vs NC State (12/31/2023)
	1.000	(4-4)	Madison Hayes vs NC State (12/31/2023)
	1.000	(4-4)	Last-Tear Poa vs LSU (N) (11/25/2023)
	1.000	(3-3)	Nylah Young vs William & Mary (11/15/2023)
REBOUNDS	16		Saniya Rivers vs NC State (12/31/2023)
	16		Aneesah Morrow vs LSU (N) (11/25/2023)
ASSISTS	9		Rachael Rose vs Wofford (12/16/2023)
	8		Saniya Rivers vs NC State (12/31/2023)
	8		Shy Tuelle vs Campbell (11/12/2023)
STEALS	5		Kara Dunn at Georgia Tech (01/04/2024)
	5		Annabelle Schultz vs Wofford (12/16/2023)
BLOCKED SHOTS	3		Kennedy Brown vs Duke (01/07/2024)
	3		River Baldwin vs NC State (12/31/2023)
TURNOVERS	9		Payton Verhulst vs Oklahoma (11/19/2023)
	8		Tiara Bolden at La Salle (12/03/2023)
FOULS	5		Evangelia Paulk vs Wofford (12/16/2023)
	5		Hailey Chiles at La Salle (12/03/2023)
	5		Hayley Frank vs Missouri (11/30/2023)

NCAA STATISTICAL LEADERS

Virginia - 2023-24 Women's Basketball Ranking Summary thru games 01/09/2024

Statistic	National Rank	Conference Rank	Value	National Leader	Value	Conference Leader	Value
Assist/Turnover Ratio (348 ranked)	40	4	1.16	Colorado St.	1.89	Virginia Tech	1.46
Assists Per Game (348 ranked)	58	5	16.1	Utah	22.4	Notre Dame	18.0
Bench Points Per Game (348 ranked)	38	2	26.1	Murray St.	42.8	Miami (FL)	30.2
Blocks Per Game (348 ranked)	18	3	5.3	South Carolina	9.3	Duke	7.3
Field Goal Percentage (348 ranked)	259	14	38.3	Indiana	52.1	Notre Dame	47.9
Field Goal Percentage Defense (348 ranked)	57	4	36.8	South Carolina	29.3	NC State	33.0
Fouls Per Game (348 ranked)	230	13	17.8	Dartmouth	9.6	NC State	13.2
Free Throw Attempts Per Game (348 ranked)	81	5	19.00	LSU	30.44	Louisville	21.33
Free Throw Percentage (348 ranked)	16	2	78.2	Creighton	82.6	Virginia Tech	79.8
Free Throws Made Per Game (348 ranked)	41	4	14.86	LSU	22.56	Louisville	16.60
Rebound Margin (348 ranked)	47	6	6.9	UCLA	19.5	NC State	11.8
Rebounds (Defensive) Per Game (348 ranked)	28	3	29.8	South Carolina	35.5	NC State	34.4
Rebounds (Offensive) Per Game (348 ranked)	11	2	16.5	Ga. Southern	19.7	Syracuse	17.5
Rebounds Per Game (348 ranked)	9	2	46.29	Ga. Southern	50.53	NC State	46.60
Scoring Defense (348 ranked)	177	10	64.0	Texas A&M	48.9	Miami (FL)	55.7
Scoring Margin (348 ranked)	88	12	10.2	South Carolina	38.3	Notre Dame	25.0
Scoring Offense (348 ranked)	75	9	74.2	LSU	94.2	Notre Dame	85.1
Steals Per Game (348 ranked)	98	7	9.1	West Virginia	14.9	Boston College	12.9
Three Point Attempts Per Game (348 ranked)	62	2	23.5	Utah	30.4	Virginia Tech	26.5
Three Point Percentage (348 ranked)	300	15	26.4	South Carolina	41.9	Virginia Tech	37.5
Three Point Percentage Defense (348 ranked)	101	4	28.8	Campbell	21.7	Virginia Tech	27.0
Three Pointers Per Game (348 ranked)	153	7	6.2	Utah	12.1	Virginia Tech	9.9
Turnover Margin (348 ranked)	77	7	3.36	West Virginia	9.64	Boston College	7.00
Turnovers Forced Per Game (348 ranked)	145	8	17.21	East Carolina	26.85	Boston College	22.88
Turnovers Per Game (348 ranked)	60	6	13.9	Colorado St.	8.5	Florida St.	11.5
Winning Percentage (347 ranked)	150	11	57.1	Baylor South Carolina UCLA	100.0 100.0 100.0	NC State	93.3

Statistic	Player	National Rank	Conference Rank	Value	National Leader	Value	Conference Leader	Value
Assist/Turnover Ratio (250 ranked)	Yonta Vaughn Kymora Johnson	45 48	4 5	2.40 2.34	Rori Harmon, Texas	6.64	Kaylah Ivey, Boston College	3.86
Assists (148 ranked)	Kymora Johnson	44	5	75	Caitlin Clark, Iowa	121	Kaylah Ivey, Boston College	112
Assists Per Game (245 ranked)	Kymora Johnson Yonta Vaughn	37 124	4 10	5.4 4.0	McKenna Hofschild, Colorado St.	8.9	Georgia Amoore, Virginia Tech	7.5
Blocks (130 ranked)					Abby Muse, Boise St.	58	Makayla Timpson, Florida St.	46
Blocks Per Game (247 ranked)	Camryn Taylor	203	14	1.00	Lucy Cochrane, Portland	3.80	Makayla Timpson, Florida St.	2.88
Double Doubles (50 ranked)					Lauren Gustin, BYU	14	Elizabeth Kitley, Virginia Tech	10
Field Goal Attempts (149 ranked)					Caitlin Clark, Iowa	357	Ta'Niya Latson, Florida St.	265
Field Goal Percentage (250 ranked)	Camryn Taylor	139	12	46.5	Taylor Jones, Texas	71.4	Makayla Timpson, Florida St.	60.4
Field Goals (149 ranked)					Caitlin Clark, Iowa	173	Liatu King, Pittsburgh	130
Free Throw Attempts (147 ranked)	Camryn Taylor	110	7	68	Angel Reese, LSU	118	Deja Kelly, North Carolina	89
Free Throw Percentage (250 ranked)	Camryn Taylor London Clarkson	28 194	4 13	88.2 76.5	Mara Braun, Minnesota	94.0	Georgia Woolley, Syracuse	91.9
Free Throws (139 ranked)	Camryn Taylor	40	3	60	Tess Heal, Santa Clara	94	Ta'Niya Latson, Florida St.	74
Minutes Per Game (150 ranked)					Megan McConnell, Duquesne	38.28	Liatu King, Pittsburgh	35.53
Points (197 ranked)	Camryn Taylor	191	15	209	Caitlin Clark, Iowa	501	Liatu King, Pittsburgh	324
Points Per Game (250 ranked)	Camryn Taylor	170	11	14.9	Caitlin Clark, Iowa	31.3	Hannah Hidalgo, Notre Dame	23.9
Rebounds (148 ranked)					Lauren Gustin, BYU	252	Elizabeth Kitley, Virginia Tech	161
Rebounds (Defensive) Per Game (30 ranked)					Lauren Gustin, BYU	10.8	Elizabeth Kitley, Virginia Tech	8.2
Rebounds (Offensive) Per Game (30 ranked)					Christina Dalce, Villanova	5.9	Alyssa Latham, Syracuse	3.8
Rebounds Per Game (250 ranked)					Lauren Gustin, BYU	15.8	Elizabeth Kitley, Virginia Tech	11.5
Steals (126 ranked)					Hannah Hidalgo, Notre Dame	74	Hannah Hidalgo, Notre Dame	74
Steals Per Game (246 ranked)	Kymora Johnson	169	12	1.93	Hannah Hidalgo, Notre Dame	5.69	Hannah Hidalgo, Notre Dame	5.69
Three Point Attempts (149 ranked)					Caitlin Clark, Iowa	198	Dyaisha Fair, Syracuse	119
Three Point Percentage (175 ranked)					Mallorie Haines, Davidson	56.6	Lexi Donarski, North Carolina	38.5
Three Pointers (148 ranked)					Caitlin Clark, Iowa	79	Dyaisha Fair, Syracuse	44
Three Pointers Per Game (246 ranked)					Caitlin Clark, Iowa	4.94	Dyaisha Fair, Syracuse	3.14
Triple Doubles (5 ranked)					Caitlin Clark, Iowa	3	Zoe Brooks, NC State Alyssa Ustby, North Carolina Hannah Hidalgo, Notre Dame	1 1 1





0 OLIVIA MCGHEE

Freshman • Guard • 6-2
Louisa, Va. • IMG Academy

2023-24

- Tied her season high of 14 points against Wofford (12/16)
- Scored 14 points and tallied five rebounds against No. 25 Oklahoma (11/19)

HIGH SCHOOL

- Ranked No. 45 in the 2023 espnW HoopGurlz recruit rankings
- Four-star recruit
- McDonald's All-America nominee
- Played three years at Louisa County High before transferring to IMG Academy in Florida for her senior season
- Led Louisa County to the program's first Class 4 State Championship her sophomore season, averaging 22.8 points and 11.5 rebounds per game
- 2021 Central Virginia Girls Basketball Player of the Year
- 2020 Second Team All-State
- As a freshman, she led the Jefferson District in scoring

CAREER STATISTICS

MCGHEE, Olivia

			Field Goals		3-Point		F-Throws		Rebounds								Scoring				
SEASON	TEAM	GP-GS	MIN	AVG	FG-FGA	FG%	3FG-3FGA	3FG%	FT-FTA	FT%	OFF	DEF	TOT	AVG	PF-FO	A	TO	BLK	STL	PTS	AVG
2023-24	UVa	14-1	195	13.9	31-82	.378	12-40	.300	13-15	.867	9	21	30	2.1	11-0	3	13	3	11	87	6.2
TOTAL		14-1	195	13.9	31-82	.378	12-40	.300	13-15	.867	9	21	30	2.1	11-0	3	13	3	11	87	6.2

Single Game Highs

Statistic	Value
Points	14 vs Oklahoma 11/19/23, vs Wofford 12/16/23
Rebounds	7 vs UMES 11/08/23
Assists	2 vs Tulane 11/24/23
Steals	2 4 times
Blocks	2 vs UMES 11/08/23
FG Made	6 vs Oklahoma 11/19/23, vs Wofford 12/16/23
FG Attempts	15 vs Oklahoma 11/19/23, vs Wofford 12/16/23
3FG Made	2 4 times
3FG Attempts	6 vs Wofford 12/16/23
FT Made	3 vs NC State 12/31/23
FT Attempts	4 vs NC State 12/31/23

2023-24 GAME-BY-GAME STATISTICS

#0 MCGHEE, Olivia

				Total		3-Pointers		Free throws		Rebounds											
Opponent	Date	GS	MIN	FG-FGA	PCT	3FG-3FGA	PCT	FT-FTA	PCT	OFF	DEF	TOT	AVG	PF	A	TO	BLK	STL	PTS	AVG	
UMES	11/08/2023		24:19	4-8	.500	2-4	.500	2-3	.667	1	6	7	7.0	1	0	2	2	0	12	12.0	
Campbell	11/12/2023		20:23	1-3	.333	1-2	.500	2-2	1.000	1	1	2	4.5	1	0	2	0	2	5	8.5	
William & Mary	11/15/2023		13:26	3-6	.500	2-3	.667	2-2	1.000	1	0	1	3.3	0	0	1	0	2	10	9.0	
Oklahoma	11/19/2023		26:32	6-15	.400	0-5	.000	2-2	1.000	1	4	5	3.8	3	0	1	1	1	14	10.3	
vs Tulane	11/24/2023	*	15:07	3-10	.300	1-5	.200	2-2	1.000	3	3	6	4.2	0	2	1	0	0	9	10.0	
vs LSU	11/25/2023		04:40	0-2	.000	0-1	.000	0-0	.000	0	1	1	3.7	1	0	1	0	0	0	8.3	
Missouri	11/30/2023		03:46	0-2	.000	0-2	.000	0-0	.000	0	0	0	3.1	1	0	1	0	0	0	7.1	
at La Salle	12/03/2023		08:49	1-1	1.000	0-0	.000	0-0	.000	0	0	0	2.8	1	0	0	0	0	2	6.5	
Rider	12/06/2023		07:15	2-4	.500	1-3	.333	0-0	.000	0	0	0	2.4	0	0	0	0	0	5	6.3	
Wofford	12/16/2023		25:40	6-15	.400	2-6	.333	0-0	.000	1	2	3	2.5	1	0	1	0	1	14	7.1	
Fordham	12/21/2023		17:15	2-8	.250	1-5	.200	0-0	.000	0	2	2	2.5	0	1	1	0	2	5	6.9	
NC State	12/31/2023		18:09	3-4	.750	2-2	1.000	3-4	.750	1	0	1	2.3	2	0	1	0	2	11	7.3	
at Georgia Tech	01/04/2024		04:20	0-1	.000	0-1	.000	0-0	.000	0	1	1	2.2	0	0	1	0	0	0	6.7	
Duke	01/07/2024		05:12	0-3	.000	0-1	.000	0-0	.000	0	1	1	2.1	0	0	0	0	1	0	6.2	
Totals		1	194:52	31-82	.378	12-40	.300	13-15	.867	9	21	30	2.1	11	3	13	3	11	87	6.2	

Player Averages

Games Played	Minutes/game	Points/game	FG Pct	3FG Pct	FT Pct	Rebounds/game	Assists/game	Turnovers/game	Assist/Turnover ratio	Steals/game	Blocks/game
14	13.9	6.2	37.8	30.0	86.7	2.1	0.2	0.9	0.2	0.8	0.2



1 Paris Clark

Sophomore • Guard • 5-8
Bronx, N.Y. • Long Island Lutheran • Arizona

2023-24

- Recorded her first career double-double with 13 points and a career-high 12 rebounds at Georgia Tech (1/4)
- Tied for a team-best 14 points against Wofford (12/16)
- Scored a career-high 19 points, including 15 in the first half, against No. 7 LSU (11/25)
- Ranked the No. 33 incoming transfer according to ESPN

2022-23 (at Arizona)

- Played in 24 games, including 14 conference matchups
- Averaged 3.8 points per game and totaled three double-digit scoring performances
- Nearly had a double-double at Oregon with 10 rebounds and nine points
- Made a strong career debut with 10 points, seven rebounds and six steals against NAU
- Tallied nine points and six rebounds at Cal alongside two assists and a steal

High School

- 2022 McDonald's All-American
- 2022 Jordan Brand All-American and SLAM All-American
- 2022 New York Gatorade Player of the Year
- Five star recruit ranked No. 21 in the ESPNW HoopGurlz overall recruit rankings and No. 5 at her position
- Averaged 25.2 points, 8.3 rebounds, 6.1 assists and 4.0 steals at Long Island Lutheran High School

CAREER STATISTICS

CLARK, Paris

																	Scoring						
SEASON	TEAM	GP-GS	MIN/AVG	Field Goals		3-Point		F-Throws		Rebounds				PF-FO				A	TO	BLK	STL	PTS	AVG
				FG-FGA	FG%	3FG-3FGA	3FG%	FT-FTA	FT%	OFF	DEF	TOT	AVG										
2022-23	UA	24-0	318/13.3	36-99	.364	9-26	.346	11-24	.458	28	38	66	2.8	36-0	24	14	2	15	92	3.8			
2023-24	UVa	11-9	222/20.1	39-95	.411	8-23	.348	17-19	.895	20	25	45	4.1	23-0	13	20	5	11	103	9.4			
TOTAL FOR UVa		11-9	222/20.1	39-95	.411	8-23	.348	17-19	.895	20	25	45	4.1	23-0	13	20	5	11	103	9.4			
TOTAL		35-9	540/15.4	75-194	.387	17-49	.347	28-43	.651	48	63	111	3.2	59-0	37	34	7	26	195	5.6			

Single Game Highs

Statistic	Value
Points	19 vs LSU 11/25/23
Rebounds	12 at Georgia Tech 01/04/24
Assists	4 vs Stanford 02/09/23, vs Fordham 12/21/23
Steals	6 vs Northern Ariz. 11/10/22
Blocks	2 vs Missouri 11/30/23
FG Made	7 vs LSU 11/25/23
FG Attempts	17 vs LSU 11/25/23
3FG Made	2 vs Stanford 02/09/23, vs Missouri 11/30/23, vs NC State 12/31/23
3FG Attempts	5 vs LSU 11/25/23
FT Made	4 at Oregon St. 02/25/23, vs LSU 11/25/23
FT Attempts	8 at Oregon St. 02/25/23

2023-24 GAME-BY-GAME STATISTICS

#1 CLARK, Paris

Opponent	Date	GS	MIN	Total		3-Pointers		Free throws		Rebounds				PF	A	TO	BLK	STL	PTS	AVG
				FG-FGA	PCT	3FG-3FGA	PCT	FT-FTA	PCT	OFF	DEF	TOT	AVG							
Oklahoma	11/19/2023		07:26	0-2	.000	0-1	.000	0-0	.000	0	0	0	0.0	1	0	1	0	0	0	0.0
vs Tulane	11/24/2023		15:02	2-4	.500	1-2	.500	0-0	.000	0	2	2	1.0	3	0	1	0	0	5	2.5
vs LSU	11/25/2023	*	26:03	7-17	.412	1-5	.200	4-4	1.000	2	5	7	3.0	3	0	1	0	3	19	8.0
Missouri	11/30/2023	*	29:24	6-13	.462	2-3	.667	0-0	.000	2	2	4	3.3	4	2	2	2	2	14	9.5
at La Salle	12/03/2023	*	17:15	5-10	.500	0-3	.000	2-2	1.000	2	4	6	3.8	1	1	2	0	0	12	10.0
Rider	12/06/2023	*	13:28	1-6	.167	0-2	.000	0-0	.000	3	1	4	3.8	0	0	2	1	0	2	8.7
Wofford	12/16/2023	*	24:54	5-9	.556	1-3	.333	3-3	1.000	3	2	5	4.0	2	3	1	0	1	14	9.4
Fordham	12/21/2023	*	21:20	6-10	.600	1-1	1.000	2-2	1.000	0	2	2	3.8	1	4	3	0	2	15	10.1
NC State	12/31/2023	*	17:27	2-6	.333	2-2	1.000	1-2	.500	0	2	2	3.6	2	0	1	0	0	7	9.8
at Georgia Tech	01/04/2024	*	33:59	5-14	.357	0-1	.000	3-4	.750	7	5	12	4.4	3	3	4	1	3	13	10.1
Duke	01/07/2024	*	15:13	0-4	.000	0-0	.000	2-2	1.000	1	0	1	4.1	3	0	2	1	0	2	9.4
Totals		9	221:32	39-95	.411	8-23	.348	17-19	.895	20	25	45	4.1	23	13	20	5	11	103	9.4

Player Averages

Games Played	Minutes/game	Points/game	FG Pct	3FG Pct	FT Pct	Rebounds/game	Assists/game	Turnovers/game	Assist/Turnover ratio	Steals/game	Blocks/game
11	20.1	9.4	41.1	34.8	89.5	4.1	1.2	1.8	0.7	1.0	0.5





4 Jillian Brown

Junior • Guard • 5-10

Grand Rapids, Mich. • East Grand Rapids HS • Northwestern

2023-24

- Tied her career best of four steals along with 12 points and eight rebounds at La Salle (12/3)
- Recorded first career double-double (14 pts, 13 rebounds) in 76-52 season-opening win over UMES (Nov. 8).

At Northwestern (2021-23)

- Appeared in 57 games with 34 starts, including starting 25 of 27 contests her freshman season
- Averaged 8.0 points, 3.8 rebounds and 2.0 assists per game her freshman season with two 17-point games
- Averaged 6.6 points, 3.4 rebounds and 1.0 assists per game her sophomore season
- Turned in a career performance in the win over No. 4 Michigan, scoring a team-high 18 points while adding eight rebounds, three steals, two blocks and two assists (2/13/22)

High School

- Ranked the No. 44 overall recruit in her class by Prospects Nation, No. 50 by ESPN
- 2021 Jersey Mike's Naismith National High School Girls Trophy Watch List
- Averaged 22.4 points, 8 rebounds, 4.2 assists and 3 steals per game during her junior season at East Grand Rapids High, while shooting 35.0 percent from 3FG

CAREER STATISTICS

BROWN, Jillian

		Field Goals					3-Point		F-Throws		Rebounds				PF-FO				Scoring			
SEASON	TEAM	GP-GS	MIN/AVG	FG-FGA	FG%	3FG-3FGA	3FG%	FT-FTA	FT%	OFF	DEF	TOT	AVG	PF-FO	A	TO	BLK	STL	PTS	AVG		
2021-22	NU	27-25	799/29.6	75-225	.333	33-123	.268	32-44	.727	22	80	102	3.8	63-1	53	56	12	23	215	8.0		
2022-23	NU	30-9	642/21.4	64-221	.290	20-101	.198	50-59	.847	30	72	102	3.4	62-1	30	50	10	30	198	6.6		
2023-24	UVa	14-6	283/20.2	29-96	.302	3-25	.120	29-35	.829	27	61	88	6.3	23-0	28	19	9	12	90	6.4		
TOTAL FOR UVa		14-6	283/20.2	29-96	.302	3-25	.120	29-35	.829	27	61	88	6.3	23-0	28	19	9	12	90	6.4		
TOTAL		71-40	1724/24.3	168-542	.310	56-249	.225	111-138	.804	79	213	292	4.1	148-2	111	125	31	65	503	7.1		

Single Game Highs

Statistic	Value	
Points	18	vs Michigan 02/13/22
Rebounds	13	vs UMES 11/08/23
Assists	7	vs South Dakota 11/25/21
Steals	4	at Michigan 12/04/22, at La Salle 12/03/23
Blocks	3	vs UMES 11/08/23
FG Made	7	vs Michigan 02/13/22, at DePaul 11/21/21, vs William & Mary 11/15/23
FG Attempts	18	at DePaul 11/21/21
3FG Made	4	vs Valparaiso 11/27/22
3FG Attempts	9	vs Valparaiso 11/27/22
FT Made	8	vs Ohio St. 12/28/22
FT Attempts	8	at Penn St. 02/06/22, vs Ohio St. 12/28/22

2023-24 GAME-BY-GAME STATISTICS

#4 BROWN, Jillian

				Total		3-Pointers		Free throws		Rebounds										
Opponent	Date	GS	MIN	FG-FGA	PCT	3FG-3FGA	PCT	FT-FTA	PCT	OFF	DEF	TOT	AVG	PF	A	TO	BLK	STL	PTS	AVG
UMES	11/08/2023	*	30:28	4-10	.400	1-5	.200	5-5	1.000	1	12	13	13.0	3	1	3	3	1	14	14.0
Campbell	11/12/2023	*	28:15	3-12	.250	0-4	.000	6-6	1.000	2	5	7	10.0	2	2	0	1	1	12	13.0
William & Mary	11/15/2023	*	26:32	7-13	.538	1-2	.500	2-2	1.000	1	6	7	9.0	2	2	1	0	1	17	14.3
Oklahoma	11/19/2023	*	18:09	0-6	.000	0-3	.000	0-0	.000	1	8	9	9.0	1	2	2	0	0	0	10.8
vs Tulane	11/24/2023	*	14:29	2-7	.286	0-1	.000	1-1	1.000	2	1	3	7.8	1	2	1	0	1	5	9.6
vs LSU	11/25/2023		18:48	2-3	.667	0-0	.000	1-2	.500	4	3	7	7.7	1	3	2	1	1	5	8.8
Missouri	11/30/2023		16:48	0-4	.000	0-2	.000	5-6	.833	0	2	2	6.9	2	3	0	1	0	5	8.3
at La Salle	12/03/2023		20:11	5-10	.500	0-3	.000	2-2	1.000	4	4	8	7.0	2	3	1	0	4	12	8.8
Rider	12/06/2023		19:22	3-9	.333	0-1	.000	2-5	.400	6	5	11	7.4	1	3	1	0	2	8	8.7
Wofford	12/16/2023		11:23	0-4	.000	0-2	.000	2-2	1.000	0	3	3	7.0	2	1	3	0	0	2	8.0
Fordham	12/21/2023		11:20	0-3	.000	0-0	.000	0-0	.000	0	3	3	6.6	0	2	2	0	0	0	7.3
NC State	12/31/2023		16:31	0-2	.000	0-0	.000	0-0	.000	4	2	6	6.6	1	0	1	1	0	0	6.7
at Georgia Tech	01/04/2024		22:50	2-7	.286	0-1	.000	1-2	.500	2	2	4	6.4	1	1	2	1	1	5	6.5
Duke	01/07/2024	*	27:56	1-6	.167	1-1	1.000	2-2	1.000	0	5	5	6.3	4	3	0	1	0	5	6.4
Totals		6	283:02	29-96	.302	3-25	.120	29-35	.829	27	61	88	6.3	23	28	19	9	12	90	6.4

Player Averages

Games Played	Minutes/game	Points/game	FG Pct	3FG Pct	FT Pct	Rebounds/game	Assists/game	Turnovers/game	Assist/Turnover ratio	Steals/game	Blocks/game
14	20.2	6.4	30.2	12.0	82.9	6.3	2.0	1.4	1.5	0.9	0.6



5 Yonta Vaughn

Sophomore • Guard • 5-8
District Heights, Md. • Bishop McNamara HS

2023-24

- Scored a career-high 14 points in 81-59 win over Tulane (11/24)

2022-23

- All-ACC Academic Team
- Appeared in 28 games with seven starts, averaging 3.4 points and 2.3 rebounds per game
- 1.88 assist-to-turnover ratio with 79 assists to 42 turnovers
- Made her collegiate debut in the season-opener, grabbing six rebounds with four assists in 18 minutes (11/7)
- Had her first double-digit scoring game in her second outing, putting up 10 in the win against UMBC (11/10)
- Made her first collegiate start at Notre Dame, scoring five points with four assists (1/22)
- Dished eight assists at Syracuse, the most by a Cavalier in a single game this season (1/26)
- ACC Academic Honor Roll

Background

- Four-year starting point guard for nationally-ranked Bishop McNamara High School
- No. 72 in the ESPN HoopGurlz rankings and No. 15 point guard
- McDonald's All-American nominee
- 2021-22 All-WCAC Second Team

CAREER STATISTICS

VAUGHN, Yonta

				Field Goals		3-Point		F-Throws		Rebounds								Scoring		
SEASON	TEAM	GP-GS	MIN/AVG	FG-FGA	FG%	3FG-3FGA	3FG%	FT-FTA	FT%	OFF DEF	TOT	AVG	PF-FO	A	TO	BLK	STL	PTS	AVG	
2022-23	UVa	28-7	521/18.6	35-132	.265	17-69	.246	8-11	.727	8	55	63	2.3	25-0	79	42	8	17	95	3.4
2023-24	UVa	12-0	237/19.8	21-66	.318	9-34	.265	1-5	.200	2	30	32	2.7	12-0	48	20	1	8	52	4.3
TOTAL		40-7	758/18.9	56-198	.283	26-103	.252	9-16	.563	10	85	95	2.4	37-0	127	62	9	25	147	3.7

Single Game Highs

Statistic	Value	
Points	14	vs Tulane 11/24/23
Rebounds	7	at Pittsburgh 02/05/23, vs Louisville 02/09/23
Assists	8	at Syracuse 01/26/23, vs UMES 11/08/23
Steals	2	5 times
Blocks	2	vs George Washington 11/07/22, vs Florida St. 01/19/23, at Syracuse 01/26/23
FG Made	5	vs Tulane 11/24/23, vs LSU 11/25/23
FG Attempts	11	vs Florida St. 01/19/23, vs Tulane 11/24/23
3FG Made	4	vs Tulane 11/24/23
3FG Attempts	8	vs Tulane 11/24/23
FT Made	4	vs Boston College 01/15/23
FT Attempts	4	vs Boston College 01/15/23, vs NC State 02/12/23

2023-24 GAME-BY-GAME STATISTICS

#5 VAUGHN, Yonta

Opponent	Date	GS	MIN	Total		3-Pointers		Free throws		Rebounds				PF	A	TO	BLK	STL	PTS	AVG
				FG-FGA	PCT	3FG-3FGA	PCT	FT-FTA	PCT	OFF	DEF	TOT	AVG							
UMES	11/08/2023		30:28	2-6	.333	1-3	.333	0-2	.000	1	3	4	4.0	0	8	1	1	2	5	5.0
Campbell	11/12/2023		18:24	1-3	.333	0-2	.000	0-0	.000	0	3	3	3.5	0	4	2	0	0	2	3.5
William & Mary	11/15/2023		21:46	2-5	.400	0-2	.000	0-0	.000	0	4	4	3.7	4	3	2	0	1	4	3.7
Oklahoma	11/19/2023		10:16	0-5	.000	0-2	.000	0-0	.000	0	0	0	2.8	0	0	2	0	0	0	2.8
vs Tulane	11/24/2023		24:36	5-11	.455	4-8	.500	0-0	.000	1	4	5	3.2	1	4	1	0	0	14	5.0
vs LSU	11/25/2023		23:41	5-8	.625	3-4	.750	0-1	.000	0	1	1	2.8	0	7	1	0	0	13	6.3
Missouri	11/30/2023		13:50	0-3	.000	0-1	.000	0-0	.000	0	0	0	2.4	0	3	0	0	1	0	5.4
at La Salle	12/03/2023		20:12	2-4	.500	0-0	.000	0-0	.000	0	5	5	2.8	1	6	4	0	0	4	5.3
Rider	12/06/2023		20:11	1-3	.333	1-3	.333	0-0	.000	0	3	3	2.8	1	3	0	0	2	3	5.0
NC State	12/31/2023		06:44	0-4	.000	0-3	.000	0-0	.000	0	1	1	2.6	0	1	1	0	0	0	4.5
at Georgia Tech	01/04/2024		16:35	1-6	.167	0-3	.000	0-0	.000	0	2	2	2.5	3	3	1	0	1	2	4.3
Duke	01/07/2024		30:22	2-8	.250	0-3	.000	1-2	.500	0	4	4	2.7	2	6	5	0	1	5	4.3
Totals		0	237:05	21-66	.318	9-34	.265	1-5	.200	2	30	32	2.7	12	48	20	1	8	52	4.3

Player Averages

Games Played	Minutes/game	Points/game	FG Pct	3FG Pct	FT Pct	Rebounds/game	Assists/game	Turnovers/game	Assist/Turnover ratio	Steals/game	Blocks/game
12	19.8	4.3	31.8	26.5	20.0	2.7	4.0	1.7	2.4	0.7	0.1



10 Mir McLean

Senior • Guard/Forward • 5-11

Baltimore, Md. • Roland Park County School • UConn

2022-23

- All-ACC Academic Team
- After missing the opener with an injury, made her season debut against UMBC, scoring 13 points, on 5-of-6 shooting, with eight rebounds (11/10)
- Logged her third career double-double at American with 11 points and 11 rebounds (11/20)
- Had a double-double of 11 points and a career-high 15 rebounds against Minnesota, giving her two double-doubles in three games (11/26)
- Followed the Minnesota game with her third double-double of the season with 11 points and 14 rebounds against ECU (11/27)
- Had her third-straight double-double (fourth in five games) at Penn State, scoring a career-high 24 points with 13 rebounds, while also dishing five assists (11/30)
- Had a double-double by halftime of the win at William & Mary (18 & 13), finishing the game with 22 points and a career-high 17 rebounds (12/7)
- Suffered a season-ending knee injury in the NC State game (1/8). She had grabbed 11 rebounds in the contest before leaving the game in the third quarter. She was ranked third in the ACC and 34th in the nation with 9.6 rebounds per game and led the ACC and is 22nd in the nation in offensive rebounds per game at 3.9 when her season ended. She ranked second on the team in scoring, averaging 12.2 points per game. She had a team-best five double-doubles this season

Background

- Four-year starting point guard for nationally-ranked Bishop McNamara High School
- No. 72 in the ESPN HoopGurlz rankings and No. 15 point guard
- Ranked as the No. 49 recruit by Collegiate Girls Basketball and No. 66 by All-Star Girls Report
- McDonald's All-American nominee
- Two-time Washington Post All-Met honorable mention
- 2021-22 All-WCAC Second Team

CAREER STATISTICS

MCLEAN, Mir

						Field Goals		3-Point		F-Throws		Rebounds								Scoring	
SEASON	TEAM	GP-GS	MIN/AVG	FG-FGA	FG%	3FG-3FGA	3FG%	FT-FTA	FT%	OFF	DEF	TOT	AVG	PF-FO	A	TO	BLK	STL	PTS	AVG	
2020-21	UConn	24-0	171/7.1	26-56	.464	1-3	.333	15-20	.750	25	26	51	2.1	25-0	11	13	6	6	68	2.8	
2021-22	UConn	14-9	314/22.4	45-104	.433	1-7	.143	34-50	.680	43	50	93	6.6	42-2	7	29	13	17	125	8.9	
2022-23	UVa	15-13	345/23.0	66-115	.574	2-4	.500	49-75	.653	58	86	144	9.6	43-4	23	31	9	26	183	12.2	
TOTAL FOR UVa		26-22	651/25.0	111-218	.509	3-11	.273	83-123	.675	100	135	235	9.0	85-6	30	60	22	43	308	11.8	
TOTAL		53-22	830/15.7	137-275	.498	4-14	.286	98-145	.676	126	162	288	5.4	110-6	41	73	28	49	376	7.1	

Single Game Highs

Statistic	Value	
Points	24	at Penn St. 11/30/22
Rebounds	17	at William & Mary 12/07/22
Assists	5	at Penn St. 11/30/22
Steals	5	vs Wake Forest 11/13/22
Blocks	3	vs Virginia Tech 01/27/22, vs Duke 02/17/22
FG Made	8	vs Syracuse 02/08/22
FG Attempts	12	vs Syracuse 02/08/22, at Wake Forest 02/13/22
3FG Made	1	4 times
3FG Attempts	2	vs Miami (FL) 02/15/22, vs Virginia Tech 01/27/22, at American 11/20/22
FT Made	9	at Penn St. 11/30/22
FT Attempts	11	at Penn St. 11/30/22, at William & Mary 12/07/22

2023-24 GAME-BY-GAME STATISTICS



12 Edessa Noyan

Freshman • Forward • 6-3
Södertälje, Sweden • Täljegymnasiet

2023-24

- Scored a season-high eight points against Rider (12/6)
- Pulled down a season-high eight rebounds against Campbell (11/12)

Background

- Named to the U20 Swedish Junior National Team roster for the 2023 Nordic Championships and the U20 European Championships
- Helped the Swedish U 18 Junior National Team win the 2022 Nordic Championships, averaging 18.8 points per game while also pacing the squad in rebounding during their run
- Represented her country in Division A of the 2022 U18 European Championships
- Played on the Sodertälje Club Team, one of the best teams in Sweden's top division

CAREER STATISTICS

NOYAN, Edessa

		Field Goals				3-Point		F-Throws		Rebounds								Scoring		
SEASON	TEAM	GP-GS	MIN/AVG	FG-FGA	FG%	3FG-3FGA	3FG%	FT-FTA	FT%	OFF	DEF	TOT	AVG	PF-FO	A	TO	BLK	STL	PTS	AVG
2023-24	UVa	10-1	92/9.2	7-19	.368	2-3	.667	2-4	.500	10	22	32	3.2	12-0	3	9	4	4	18	1.8
TOTAL		10-1	92/9.2	7-19	.368	2-3	.667	2-4	.500	10	22	32	3.2	12-0	3	9	4	4	18	1.8

Single Game Highs

Statistic	Value
Points	8 vs Rider 12/06/23
Rebounds	8 vs Campbell 11/12/23
Assists	2 vs William & Mary 11/15/23
Steals	2 vs Rider 12/06/23
Blocks	1 4 times
FG Made	3 vs Rider 12/06/23
FG Attempts	7 vs Rider 12/06/23
3FG Made	1 vs UMES 11/08/23, vs Rider 12/06/23
3FG Attempts	2 vs Rider 12/06/23
FT Made	1 vs William & Mary 11/15/23, vs Rider 12/06/23
FT Attempts	2 vs William & Mary 11/15/23, vs Rider 12/06/23

2023-24 GAME-BY-GAME STATISTICS

#12 NOYAN, Edessa

Opponent	Date	GS	MIN	Total		3-Pointers		Free throws		Rebounds										
				FG-FGA	PCT	3FG-3FGA	PCT	FT-FTA	PCT	OFF	DEF	TOT	AVG	PF	A	TO	BLK	STL	PTS	AVG
UMES	11/08/2023	*	15:05	2-2	1.000	1-1	1.000	0-0	.000	3	3	6	6.0	3	1	2	0	1	5	5.0
Campbell	11/12/2023		13:00	1-3	.333	0-0	.000	0-0	.000	2	6	8	7.0	2	0	2	0	1	2	3.5
William & Mary	11/15/2023		14:20	0-1	.000	0-0	.000	1-2	.500	1	4	5	6.3	0	2	1	1	0	1	2.7
Oklahoma	11/19/2023		04:16	0-1	.000	0-0	.000	0-0	.000	0	1	1	5.0	0	0	1	1	0	0	2.0
vs Tulane	11/24/2023		10:02	0-1	.000	0-0	.000	0-0	.000	0	1	1	4.2	1	0	0	0	0	0	1.6
vs LSU	11/25/2023		05:38	0-1	.000	0-0	.000	0-0	.000	0	1	1	3.7	2	0	2	0	0	0	1.3
Missouri	11/30/2023		05:53	0-1	.000	0-0	.000	0-0	.000	0	3	3	3.6	3	0	0	1	0	0	1.1
at La Salle	12/03/2023		04:02	1-2	.500	0-0	.000	0-0	.000	0	0	0	3.1	0	0	0	0	0	2	1.3
Rider	12/06/2023		15:10	3-7	.429	1-2	.500	1-2	.500	4	2	6	3.4	1	0	1	1	2	8	2.0
Duke	01/07/2024		04:08	0-0	.000	0-0	.000	0-0	.000	0	1	1	3.2	0	0	0	0	0	0	1.8
Totals		1	91:34	7-19	.368	2-3	.667	2-4	.500	10	22	32	3.2	12	3	9	4	4	18	1.8

Player Averages

Games Played	Minutes/ game	Points/ game	FG Pct	3FG Pct	FT Pct	Rebounds/ game	Assists/ game	Turnovers/ game	Assist/Turnover ratio	Steals/ game	Blocks/ game
10	9.2	1.8	36.8	66.7	50.0	3.2	0.3	0.9	0.3	0.4	0.4



14 Kaydan Lawson

Senior • Guard • 6-0
Cleveland, Ohio • Orange HS

2022-23

- All-ACC Academic Team
- Appeared in 28 games with 18 starts
- Averaged 5.6 points and 4.5 rebounds per game. Had 30 steals with 15 blocked shots
- Scored a career-high 18 points in the opener against GW, passing her previous high of 14 against BC last season (11/7)
- 5-of-8 shooting for 15 points in the win against Wake Forest (11/13)
- Grabbed a career-high 15 rebounds against Boston College, also logging her first career double-double with 11 points (1/15)
- ACC Academic Honor Roll

2021-22

- Appeared in 26 of 27 games, missing the season-opener at JMU
- Averaged 4.3 points per game with 4.4 rebounds
- Had a team-high nine rebounds against USC, her first time leading the team in rebounds (11/14)
- Scored 10 points in the Richmond game, her first double-digit scoring game of the year (11/29)
- Led the team in rebounding at George Washington while also logging her second double-digit scoring game with 10 points (12/5)
- Made her first career start at Georgia Tech (1/9)
- Grabbed a career-high 14 rebounds at North Carolina (1/20), the highest single-game effort by a Cavalier this season
- Scored a team-high 10 points in the next game at Duke (1/23)
- Scored a career-high 14 points at Boston College (2/3)

2023-24 GAME-BY-GAME STATISTICS

#14 LAWSON, Kaydan

Opponent	Date	GS	MIN	Total		3-Pointers		Free throws		Rebounds				PF	A	TO	BLK	STL	PTS	AVG
				FG-FGA	PCT	3FG-3FGA	PCT	FT-FTA	PCT	OFF	DEF	TOT	AVG							
Oklahoma	11/19/2023		15:30	2-4	.500	1-3	.333	1-2	.500	1	3	4	4.0	3	1	0	0	2	6	6.0
vs Tulane	11/24/2023		16:33	0-3	.000	0-1	.000	0-0	.000	1	3	4	4.0	4	0	0	0	0	0	3.0
vs LSU	11/25/2023		01:38	0-0	.000	0-0	.000	0-0	.000	0	0	0	2.7	0	0	0	0	0	0	2.0
at La Salle	12/03/2023		11:10	3-6	.500	1-3	.333	0-0	.000	2	1	3	2.8	0	1	1	0	0	7	3.3
Rider	12/06/2023		12:06	1-3	.333	1-2	.500	0-2	.000	1	2	3	2.8	1	0	0	0	0	3	3.2
Wofford	12/16/2023		15:42	2-5	.400	0-2	.000	0-0	.000	2	4	6	3.3	0	1	4	0	2	4	3.3
Fordham	12/21/2023		15:23	2-4	.500	2-4	.500	0-0	.000	0	4	4	3.4	3	3	1	0	0	6	3.7
NC State	12/31/2023		12:22	0-1	.000	0-1	.000	1-2	.500	0	1	1	3.1	0	1	0	0	0	1	3.4
at Georgia Tech	01/04/2024		08:59	0-0	.000	0-0	.000	4-4	1.000	3	1	4	3.2	1	0	0	0	0	4	3.4
Duke	01/07/2024		06:45	0-0	.000	0-0	.000	0-0	.000	0	0	0	2.9	1	0	0	0	0	0	3.1
Totals		0	116:08	10-26	.385	5-16	.313	6-10	.600	10	19	29	2.9	13	7	6	0	4	31	3.1

Player Averages

Games Played	Minutes/ game	Points/ game	FG Pct	3FG Pct	FT Pct	Rebounds/ game	Assists/ game	Turnovers/ game	Assist/Turnover ratio	Steals/ game	Blocks/ game
10	11.6	3.1	38.5	31.3	60.0	2.9	0.7	0.6	1.2	0.4	0.0

CAREER STATISTICS

LAWSON, Kaydan

SEASON	TEAM	GP-GS	MIN/AVG	Field Goals		3-Point		F-Throws		Rebounds				Scoring						
				FG-FGA	FG%	3FG-3FGA	3FG%	FT-FTA	FT%	OFF	DEF	TOT	AVG	PP-FO	A	TO	BLK	STL	PTS	AVG
2020-21	UVa	5-1	125/24.9	14-42	.333	3-9	.333	14-18	.778	6	10	16	3.2	14-0	11	19	4	7	45	9.0
2021-22	UVa	26-1	522/20.1	41-146	.281	9-59	.153	20-38	.526	35	79	114	4.4	66-3	43	46	10	21	111	4.3
2022-23	UVa	28-18	623/22.3	51-165	.309	24-88	.273	30-44	.682	38	89	127	4.5	73-2	39	50	15	30	156	5.6
2023-24	UVa	10-0	116/11.6	10-26	.385	5-16	.313	6-10	.600	10	19	29	2.9	13-0	7	6	0	4	31	3.1
TOTAL		69-20	1385/20.1	116-379	.306	41-172	.238	70-110	.636	89	197	286	4.1	166-5	100	121	29	62	343	5.0

Single Game Highs

Statistic	Value	
Points	18	vs George Washington 11/07/22
Rebounds	15	vs Boston College 01/15/23
Assists	5	vs Syracuse 02/08/22, vs North Carolina 01/12/23
Steals	4	vs Duke 02/19/23
Blocks	2	6 times
FG Made	7	vs George Washington 11/07/22
FG Attempts	15	at Duke 01/23/22
3FG Made	4	vs George Washington 11/07/22
3FG Attempts	8	vs Duke 02/19/23
FT Made	5	vs East Carolina 11/29/20, vs Clemson 12/10/20, vs Campbell 11/23/22
FT Attempts	7	vs Campbell 11/23/22



20 Camryn Taylor

Fifth Year • Forward • 6-2

Peoria, Ill. • Richwoods HS • Marquette

2023-24

- Recorded her 10th career double-double with 17 points and a career-high 15 rebounds against No. 3 NC State (12/31)
- Finished with 18 points and 13 rebounds in UVA's win over Rider (12/6)
- Her 13 rebounds against the Broncs also tied her career high
- Finished a career-best 10-for-10 at the free throw at La Salle (12/3)
- Recorded her 12th career 20-point game with 22 points in UVA's 76-52 win over UMES (11/8)
- Also made a career-high eight free throws on nine attempts against the Hawks

2022-23

- All-ACC Second Team
- Started all 30 games, leading the team in scoring (13.9 ppg) and rebounding (6.3 rpg)
- Finished 10th in the ACC in points per game
- Finished seventh in the ACC in field goal shooting percentage (45.9 percent) and 10th in field goal percentage (74.5 percent)
- Logged 21 games scoring in double figures, including with two 20-point performances and two double-doubles
- Team's leading scorer in 14 of 30 games with seven times being the top rebounder
- Scored in double figures in each of the first four games of the season and six of the first seven

CAREER STATISTICS

TAYLOR, Camryn

SEASON	TEAM	GP-GS	MIN/AVG	Field Goals		3-Point		F-Throws		Rebounds				Scoring			
				FG-FGA	FG%	3FG-3FGA	3FG%	FT-FTA	FT%	OFF	DEF	TOT	AVG	PF-FO	A	TO	BLK/STL
2019-20	Marq	31-0	506/16.3	114-214	.533	0-0	.000	59-94	.628	47	71	118	3.8	74-1	22	40	17 12
2020-21	Marq	26-26	640/24.6	128-248	.516	0-3	.000	55-82	.671	74	105	179	6.9	85-3	44	53	10 15
2021-22	UVa	12-12	326/27.2	60-149	.403	2-11	.182	32-43	.744	25	48	73	6.1	38-2	14	34	5 15
2022-23	UVa	30-30	748/24.9	168-366	.459	3-18	.167	79-106	.745	75	110	185	6.2	105-6	21	71	23 34
2023-24	UVa	14-13	361/25.8	73-157	.465	3-7	.429	60-68	.882	45	47	92	6.6	47-1	9	25	14 12
TOTAL FOR UVA		56-55	1435/25.6	301-672	.448	8-36	.222	171-217	.788	145	205	350	6.3	190-9	44	130	42 61
TOTAL		113-81	2581/22.8	543-1134	.479	8-39	.205	285-393	.725	266	381	647	5.7	349-13	110	223	69 88

Single Game Highs

Statistic	Value	
Points	27	vs Milwaukee 12/02/20, at Creighton 02/01/21, at James Madison 11/09/21
Rebounds	15	vs NC State 12/31/23
Assists	5	at Butler 01/24/21
Steals	3	6 times
Blocks	4	vs Morgan St. 12/18/22, vs Campbell 11/12/23
FG Made	12	vs Milwaukee 12/02/20, at Creighton 02/01/21
FG Attempts	22	vs Minnesota 11/26/22
3FG Made	2	vs NC State 12/31/23
3FG Attempts	3	vs George Washington 11/07/22, vs UMES 11/08/23
FT Made	10	at La Salle 12/03/23
FT Attempts	10	vs Seton Hall 01/12/20, at James Madison 11/09/21, at La Salle 12/03/23

2023-24 GAME-BY-GAME STATISTICS

#20 TAYLOR, Camryn

Opponent	Date	GS	MIN	Total		3-Pointers		Free throws		Rebounds				PF			
				FG-FGA	PCT	3FG-3FGA	PCT	FT-FTA	PCT	OFF	DEF	TOT	AVG	A	TO	BLK	STL
UMES	11/08/2023	*	31:03	7-15	.467	0-3	.000	8-9	.889	7	2	9	9.0	3	1	5	0
Campbell	11/12/2023	*	27:45	5-12	.417	0-0	.000	6-6	1.000	1	2	3	6.0	3	0	2	4
William & Mary	11/15/2023	*	23:40	4-12	.333	0-0	.000	4-5	.800	3	4	7	6.3	3	1	2	2
Oklahoma	11/19/2023	*	24:07	6-12	.500	0-0	.000	5-5	1.000	5	1	6	6.3	4	1	2	1
vs Tulane	11/24/2023	*	17:10	4-6	.667	0-0	.000	0-0	.000	1	2	3	5.6	2	0	0	1
vs LSU	11/25/2023	*	20:50	1-9	.111	0-0	.000	2-2	1.000	2	2	4	5.3	3	0	1	2
Missouri	11/30/2023	*	39:12	10-19	.526	0-0	.000	6-7	.857	4	5	9	5.9	3	1	1	0
at La Salle	12/03/2023	*	21:35	0-5	.000	0-0	.000	10-10	1.000	2	3	5	5.8	4	2	0	0
Rider	12/06/2023	*	27:18	7-11	.636	0-0	.000	4-4	1.000	7	6	13	6.6	2	0	3	0
Wofford	12/16/2023	*	16:17	6-9	.667	0-0	.000	1-2	.500	3	1	4	6.3	3	0	1	0
Fordham	12/21/2023	*	26:13	4-9	.444	0-0	.000	2-3	.667	4	4	8	6.5	4	2	3	2
NC State	12/31/2023	*	31:02	7-16	.438	2-2	1.000	1-2	.500	4	11	15	7.2	4	1	3	0
at Georgia Tech	01/04/2024	*	32:29	7-12	.583	1-1	1.000	4-4	1.000	0	4	4	6.9	4	0	2	1
Duke	01/07/2024	*	21:57	5-10	.500	0-1	.000	7-9	.778	2	0	2	6.6	5	0	0	0
Totals			13	360:38	73-157	.465	3-7	.429	60-68	.882	45	47	92	6.6	47	9	25

Player Averages

Games Played	Minutes/game	Points/game	FG Pct	3FG Pct	FT Pct	Rebounds/game	Assists/game	Turnovers/game	Assist/Turnover ratio	Steals/game	Blocks/game
14	25.8	14.9	46.5	42.9	88.2	6.6	0.6	1.8	0.4	0.9	1.0





21 Kymora Johnson

Freshman • Guard • 5-7

Charlottesville, Va. • St. Anne's-Belfield

2023-24

- Scored a season-high 26 points on 10-of-13 shooting, including 6-of-7 from 3-point range, in UVA's win over Fordham (12/21)
- Also had five rebounds and seven assists against the Rams
- Tied her season high of nine assists against Wofford (12/16)
- Scored 17 points after shooting 6-for-6 from the field and 4-for-5 at the charity stripe at La Salle (12/3)
- Dished out nine assists in 81-59 win over Tulane (11/24)
- Recorded back-to-back games with 15 points against Maryland Eastern Shore (11/8) and Campbell (11/12)

Background

- McDonald's High School All-American
- Won the three-point shooting contest at the McDonald's All-American game
- Two-time Gatorade State Player of the Year (2022-23)
- Two-time Max Preps Virginia Player of the Year (2022-23)
- Five-star recruit ranked No. 24 in the espnW HoopGurlz recruiting rankings
- Three-time VISAA Division I All-State
- Helped lead the West Virginia Thunder AAU team to a Girls' Under Armour National Championship
- Averaged 23.9 points, 8.0 rebounds, 5.6 assists and 4.4 steals per game her senior season

CAREER STATISTICS

JOHNSON, Kymora

		Field Goals				3-Point		F-Throws		Rebounds								Scoring		
SEASON	TEAM	GP-GS	MIN/AVG	FG-FGA	FG%	3FG-3FGA	3FG%	FT-FTA	FT%	OFF	DEF	TOT	AVG	PF-FO	A	TO	BLK	STL	PTS	AVG
2023-24	UVa	14-14	386/27.6	65-175	.371	18-79	.228	16-23	.696	10	46	56	4.0	23-0	75	32	6	27	164	11.7
TOTAL		14-14	386/27.6	65-175	.371	18-79	.228	16-23	.696	10	46	56	4.0	23-0	75	32	6	27	164	11.7

Single Game Highs

Statistic	Value	
Points	26	vs Fordham 12/21/23
Rebounds	8	vs Duke 01/07/24
Assists	9	vs Tulane 11/24/23, vs Wofford 12/16/23
Steals	4	vs Oklahoma 11/19/23
Blocks	2	vs Campbell 11/12/23
FG Made	10	vs Fordham 12/21/23
FG Attempts	21	vs NC State 12/31/23
3FG Made	6	vs Fordham 12/21/23
3FG Attempts	11	vs NC State 12/31/23
FT Made	4	vs UMES 11/08/23, at La Salle 12/03/23, vs Duke 01/07/24
FT Attempts	5	at La Salle 12/03/23

2023-24 GAME-BY-GAME STATISTICS

#21 JOHNSON, Kymora

Opponent	Date	GS	MIN	Total		3-Pointers		Free throws		Rebounds				PF	A	TO	BLK	STL	PTS	AVG
				FG-FGA	PCT	3FG-3FGA	PCT	FT-FTA	PCT	OFF	DEF	TOT	AVG							
UMES	11/08/2023	*	29:40	4-15	.267	3-10	.300	4-4	1.000	0	7	7	7.0	2	2	3	0	1	15	15.0
Campbell	11/12/2023	*	26:45	7-14	.500	1-3	.333	0-1	.000	2	4	6	6.5	3	7	1	2	1	15	15.0
William & Mary	11/15/2023	*	26:37	5-9	.556	1-5	.200	0-0	.000	0	3	3	5.3	1	3	1	1	0	11	13.7
Oklahoma	11/19/2023	*	32:10	4-17	.235	0-7	.000	1-2	.500	0	2	2	4.5	2	6	1	0	4	9	12.5
vs Tulane	11/24/2023	*	18:55	3-7	.429	3-6	.500	0-0	.000	0	1	1	3.8	2	9	6	1	3	9	11.8
vs LSU	11/25/2023	*	21:36	4-13	.308	0-7	.000	0-0	.000	1	2	3	3.7	3	2	3	0	2	8	11.2
Missouri	11/30/2023	*	33:26	4-13	.308	1-6	.167	0-2	.000	0	2	2	3.4	3	7	2	0	1	9	10.9
at La Salle	12/03/2023	*	19:48	6-6	1.000	1-1	1.000	4-5	.800	0	1	1	3.1	1	4	3	0	3	17	11.6
Rider	12/06/2023	*	25:39	3-9	.333	0-2	.000	1-1	1.000	3	4	7	3.6	1	4	0	0	1	7	11.1
Wofford	12/16/2023	*	22:42	3-9	.333	0-5	.000	1-2	.500	0	1	1	3.3	1	9	2	1	1	7	10.7
Fordham	12/21/2023	*	34:47	10-13	.769	6-7	.857	0-0	.000	0	5	5	3.5	0	7	1	0	2	26	12.1
NC State	12/31/2023	*	33:16	4-21	.190	2-11	.182	1-2	.500	1	6	7	3.8	0	7	2	1	2	11	12.0
at Georgia Tech	01/04/2024	*	28:24	3-14	.214	0-6	.000	0-0	.000	0	3	3	3.7	3	6	4	0	3	6	11.5
Duke	01/07/2024	*	32:27	5-15	.333	0-3	.000	4-4	1.000	3	5	8	4.0	1	2	3	0	3	14	11.7
Totals		14	386:12	65-175	.371	18-79	.228	16-23	.696	10	46	56	4.0	23	75	32	6	27	164	11.7

Player Averages

Games Played	Minutes/game	Points/game	FG Pct	3FG Pct	FT Pct	Rebounds/game	Assists/game	Turnovers/game	Assist/Turnover ratio	Steals/game	Blocks/game
14	27.6	11.7	37.1	22.8	69.6	4.0	5.4	2.3	2.3	1.9	0.4



23 Alexia Smith

Senior • Guard • 5-8

Columbus, Ohio. • Columbus Africentric Early College • Minnesota

2023-24

- Recorded her first career double-double with 10 points and a career-high 13 rebounds in 87-81 overtime win over Missouri (11/30)

2022-23

- All-ACC Academic Team
- Appeared in 29 games with 13 starts
- Averaged 5.6 points and 4.2 rebounds per game.
- 58 assists with a 1.41 assist-to-turnover ratio. Also had 35 steals
- Made her Cavalier debut against UMBC, grabbing a career-high nine rebounds (11/10)
- Made her first start of the season against Campbell (11/23)
- Led the team in scoring with 11 points at Duke (12/21)
- Scored 14 points in the ACC Tournament game against Wake Forest
- ACC Academic Honor Roll

At Minnesota (2020-22)

- Played two seasons for the Golden Gophers (2020-22), appearing in 52 games with 13 starts
- Averaged 3.9 points, 2.3 rebounds and 1.6 assists per game
- Scored a career-high 14 points against UTSA (11/28), hitting on a career-high five field goals, and added two steals and four rebounds
- Tallied 10 assists off the bench at the Battle 4 Atlantis (11/20-11/22) including a career-high five off the bench vs. No. 2/2 UConn

CAREER STATISTICS

SMITH, Alexia

		Field Goals				3-Point				F-Throws				Rebounds				Scoring			
SEASON	TEAM	GP-GS	MIN/AVG	FG-FGA	FG%	3FG-3FGA	3FG%	FT-FTA	FT%	OFF	DEF	TOT	AVG	PF-FO	A	TO	BLK	STL	PTS	AVG	
2020-21	MINN	19-12	521/27.4	36-94	.383	6-20	.300	14-19	.737	17	34	51	2.7	28-0	31	26	0	13	92	4.8	
2021-22	MINNN	33-1	537/16.3	41-115	.357	4-16	.250	25-39	.641	21	45	66	2.0	22-0	54	42	4	15	111	3.4	
2022-23	UVA	29-13	665/22.9	67-178	.376	9-32	.281	19-25	.760	30	91	121	4.2	22-0	58	41	5	35	162	5.6	
2023-24	UVA	14-12	281/20.0	28-68	.412	3-14	.214	7-13	.538	16	44	60	4.3	11-0	20	15	2	16	66	4.7	
TOTAL FOR UVA		43-25	946/22.0	95-246	.386	12-46	.261	26-38	.684	46	135	181	4.2	33-0	78	56	7	51	228	5.3	
TOTAL		95-38	2003/21.1	172-455	.378	22-82	.268	65-96	.677	84	214	298	3.1	83-0	163	124	11	79	431	4.5	

Single Game Highs

Statistic	Value	
Points	14	vs UTSA 11/28/21, vs Wake Forest 03/01/23
Rebounds	13	vs Missouri 11/30/23
Assists	6	at Miami (FL) 02/26/23
Steals	3	5 times
Blocks	2	vs UMES 11/08/23
FG Made	6	vs Wake Forest 03/01/23
FG Attempts	11	vs Wake Forest 03/01/23
3FG Made	2	vs Indiana 12/23/20, at Penn St. 11/30/22
3FG Attempts	3	7 times
FT Made	4	4 times
FT Attempts	6	vs Purdue 01/28/21

2023-24 GAME-BY-GAME STATISTICS

#23 SMITH, Alexia

Opponent	Date	GS	MIN	Total		3-Pointers		Free throws		Rebounds				PF	A	TO	BLK	STL	PTS	AVG
				FG-FGA	PCT	3FG-3FGA	PCT	FT-FTA	PCT	OFF	DEF	TOT	AVG							
UMES	11/08/2023	*	20:32	1-6	.167	0-2	.000	0-0	.000	4	3	7	7.0	2	2	0	2	2	2	2.0
Campbell	11/12/2023	*	25:48	4-6	.667	1-2	.500	1-2	.500	2	4	6	6.5	1	1	0	0	2	10	6.0
William & Mary	11/15/2023	*	21:49	0-6	.000	0-1	.000	3-4	.750	3	3	6	6.3	0	4	0	0	0	3	5.0
Oklahoma	11/19/2023	*	18:57	1-4	.250	0-0	.000	0-0	.000	0	2	2	5.3	0	0	0	0	2	2	4.3
vs Tulane	11/24/2023		17:35	4-5	.800	0-1	.000	2-2	1.000	0	3	3	4.8	0	0	0	0	3	10	5.4
vs LSU	11/25/2023	*	26:04	2-6	.333	0-3	.000	1-3	.333	2	3	5	4.8	3	1	3	0	1	5	5.3
Missouri	11/30/2023	*	35:19	5-10	.500	0-2	.000	0-0	.000	4	9	13	6.0	0	3	2	0	2	10	6.0
at La Salle	12/03/2023	*	14:00	0-4	.000	0-0	.000	0-0	.000	0	1	1	5.4	0	1	1	0	0	0	5.3
Rider	12/06/2023	*	18:25	5-8	.625	1-1	1.000	0-0	.000	1	1	2	5.0	0	1	1	0	1	11	5.9
Wofford	12/16/2023	*	23:35	3-7	.429	1-1	1.000	0-0	.000	0	4	4	4.9	1	3	2	0	0	7	6.0
Fordham	12/21/2023	*	23:40	1-1	1.000	0-0	.000	0-0	.000	0	5	5	4.9	0	1	3	0	2	2	5.6
NC State	12/31/2023	*	15:31	1-2	.500	0-0	.000	0-0	.000	0	3	3	4.8	2	2	1	0	1	2	5.3
at Georgia Tech	01/04/2024	*	10:53	0-2	.000	0-1	.000	0-2	.000	0	3	3	4.6	2	1	0	0	0	0	4.9
Duke	01/07/2024		08:30	1-1	1.000	0-0	.000	0-0	.000	0	0	0	4.3	0	0	2	0	0	2	4.7
Totals			12 280:39	28-68	.412	3-14	.214	7-13	.538	16	44	60	4.3	11	20	15	2	16	66	4.7

Player Averages

Games Played	Minutes/ game	Points/ game	FG Pct	3FG Pct	FT Pct	Rebounds/ game	Assists/ game	Turnovers/ game	Assist/Turnover ratio	Steals/ game	Blocks/ game
14	20.0	4.7	41.2	21.4	53.8	4.3	1.4	1.1	1.3	1.1	0.1





32 Cady Pauley

Sophomore • Guard • 5-11
Milan, Mo. • Milan HS

2022-23

- Appeared in 24 games, averaging 3.5 points and 1.1 rebounds per game
- Of her 30 made field goals, 22 were threes
- Made her collegiate debut against George Washington, scoring three points in 10 minutes on the court
- Had her first double-digit scoring game against UNCW, with 11 points in 18 minutes on the court (12/4)
- Ranked No. 9 in the Sportscenter Top 10 for a pass in the Morgan State game (12/20)
- Hit four three-pointers for a career-high 12 points at Clemson, her second double-digit scoring game of the year (2/23)

Background

- Her 3,074 career points at Milan High rank eighth all-time in Missouri girl's basketball history
- Ranked 10th nationally by MaxPreps in scoring her senior season, averaging 33 points per game. Also averaged 9.7 rebounds per game
- Two-time Kirksville Daily Express Basketball Player of the Year and KMZU Player of the Year
- Three-time Prep Hoops All-State and two-time Class 3 All-State
- Four-time unanimous All-Conference selection
- Four-time first-team All-District
- McDonald's All-America nominee

CAREER STATISTICS

PAULEY, Cady

					Field Goals		3-Point		F-Throws		Rebounds								Scoring		
SEASON	TEAM	GP-GS	MIN	AVG	FG-FGA	FG%	3FG-3FGA	3FG%	FT-FTA	FT%	OFF	DEF	TOT	AVG	PF-FO	A	TO	BLK	STL	PTS	AVG
2022-23	UVa	24-0	250	10.4	30-101	.297	22-80	.275	2-3	.667	7	19	26	1.1	17-1	16	17	2	7	84	3.5
2023-24	UVa	11-0	81	7.3	10-38	.263	5-30	.167	5-6	.833	3	6	9	0.8	8-0	5	4	2	2	30	2.7
TOTAL		35-0	331	9.5	40-139	.288	27-110	.245	7-9	.778	10	25	35	1.0	25-1	21	21	4	9	114	3.3

Single Game Highs

Statistic	Value	
Points	12	at Clemson 02/23/23, at Miami (FL) 02/26/23
Rebounds	5	vs Wake Forest 03/01/23
Assists	2	6 times
Steals	3	at Notre Dame 01/22/23
Blocks	1	4 times
FG Made	4	vs UNCW 12/04/22, at Clemson 02/23/23, at Miami (FL) 02/26/23
FG Attempts	12	at Clemson 02/23/23, at Miami (FL) 02/26/23
3FG Made	4	at Clemson 02/23/23, at Miami (FL) 02/26/23
3FG Attempts	12	at Clemson 02/23/23
FT Made	4	vs Rider 12/06/23
FT Attempts	4	vs Rider 12/06/23


2023-24 GAME-BY-GAME STATISTICS

#32 PAULEY, Cady

Opponent	Date	GS	MIN	Total		3-Pointers		Free throws		Rebounds				PF	A	TO	BLK	STL	PTS	AVG
				FG-FGA	PCT	3FG-3FGA	PCT	FT-FTA	PCT	OFF	DEF	TOT	AVG							
UMES	11/08/2023		08:52	0-5	.000	0-3	.000	0-0	.000	0	0	0	0.0	0	1	0	0	0	0	0.0
Campbell	11/12/2023		04:49	0-2	.000	0-2	.000	0-0	.000	0	0	0	0.0	0	0	0	0	0	0	0.0
William & Mary	11/15/2023		09:50	1-6	.167	0-4	.000	0-0	.000	3	1	4	1.3	1	0	0	1	1	2	0.7
vs Tulane	11/24/2023		11:02	3-7	.429	2-6	.333	0-0	.000	0	1	1	1.3	2	1	0	0	1	8	2.5
Missouri	11/30/2023		04:15	1-2	.500	1-2	.500	0-0	.000	0	0	0	1.0	1	0	1	0	0	3	2.6
at La Salle	12/03/2023		11:39	2-6	.333	1-5	.200	0-0	.000	0	2	2	1.2	3	0	0	0	0	5	3.0
Rider	12/06/2023		10:38	0-4	.000	0-4	.000	4-4	1.000	0	1	1	1.1	0	2	1	0	0	4	3.1
Wofford	12/16/2023		07:42	1-3	.333	0-2	.000	0-0	.000	0	0	0	1.0	0	1	0	0	0	2	3.0
Fordham	12/21/2023		08:36	2-3	.667	1-2	.500	1-2	.500	0	1	1	1.0	0	0	2	0	0	6	3.3
at Georgia Tech	01/04/2024		02:59	0-0	.000	0-0	.000	0-0	.000	0	0	0	0.9	1	0	0	1	0	0	3.0
Duke	01/07/2024		00:26	0-0	.000	0-0	.000	0-0	.000	0	0	0	0.8	0	0	0	0	0	0	2.7
Totals		0	80:47	10-38	.263	5-30	.167	5-6	.833	3	6	9	0.8	8	5	4	2	2	30	2.7

Player Averages

Games Played	Minutes/game	Points/game	FG Pct	3FG Pct	FT Pct	Rebounds/game	Assists/game	Turnovers/game	Assist/Turnover ratio	Steals/game	Blocks/game
11	7.3	2.7	26.3	16.7	83.3	0.8	0.5	0.4	1.3	0.2	0.2



33 Sam Brunelle

Graduate Student • Forward • 6-2

Ruckersville, Va • William Monroe HS • Notre Dame

2023-24

- Katrina McClain Award (nation's top power forward) Watch List selection
- Represents UVA on the ACC's Student-Athlete Advisory Committee (SAAC) Executive Board

2022-23

- Started 21 games for the Cavaliers before having her season cut short by an injury, scoring in double figures in 14 of those games
- Averaged 11.0 points per game
- Shot 40.0 percent from three-point range [34-of-85] and 91.2 percent from the free throw line [31-of-34]
- Scored the 1,000th point of her collegiate career on Jan. 15 on a three-pointer with 1:42 remaining in the third quarter of the Boston College game. She scored 797 of her points at Notre Dame
- Coach's Award of Excellence winner at the Hoos Choice Awards
- Opened her UVA career with back-to-back doubles-digit scoring performances including scoring a team-high 21 points against UMBC. It was the eighth 20-point game of her career
- Went 3-of-3 from three-point range in the fourth quarter against Minnesota, tallying 17 points total (11/26)
- Scored 15 points to lead the team in the win against ECU, giving her an average of 16.0 point per game in the two games of the Cavalier Classic (11/27)

CAREER STATISTICS

BRUNELLE, Sam

		Field Goals						3-Point		F-Throws		Rebounds								Scoring	
SEASON	TEAM	GP-GS	MIN/AVG	FG-FGA	FG%	3FG-3FGA	3FG%	FT-FTA	FT%	OFF	DEF	TOT	AVG	PF-FO	A	TO	BLK	STL	PTS	AVG	
2019-20	ND	31-31	1050/33.9	162-408	.397	58-184	.315	50-67	.746	38	142	180	5.8	65-1	51	92	30	26	432	13.9	
2020-21	ND	17-0	388/22.8	61-126	.484	23-60	.383	3-4	.750	12	52	64	3.8	43-2	27	36	8	6	148	8.7	
2021-22	ND	32-0	528/16.5	90-200	.450	28-91	.308	9-14	.643	14	65	79	2.5	41-0	37	34	20	15	217	6.8	
2022-23	UVa	21-21	563/26.8	83-180	.461	34-85	.400	31-34	.912	31	53	84	4.0	47-1	39	30	15	9	231	11.0	
2023-24	UVa	12-6	233/19.4	27-77	.351	18-52	.346	10-13	.769	11	27	38	3.2	15-0	5	9	11	5	82	6.8	
TOTAL FOR UVa		33-27	796/24.1	110-257	.428	52-137	.380	41-47	.872	42	80	122	3.7	62-1	44	39	26	14	313	9.5	
TOTAL		113-58	2763/24.4	423-991	.427	161-472	.341	103-132	.780	106	339	445	3.9	211-4	159	201	84	61	1110	9.8	

Single Game Highs

Statistic	Value
Points	31 vs DePaul 12/11/19
Rebounds	13 vs Toledo 11/20/19
Assists	5 at Louisville 02/07/21, at Syracuse 01/31/21, vs Virginia Tech 01/29/23
Steals	4 at Boston College 02/13/20, at Wake Forest 01/13/22
Blocks	5 vs Florida St. 01/19/23
FG Made	13 vs DePaul 12/11/19
FG Attempts	20 at Duke 01/16/20
3FG Made	7 at Florida St. 03/01/20
3FG Attempts	12 at Virginia 01/26/20
FT Made	7 at Duke 12/21/22
FT Attempts	10 vs Toledo 11/20/19

2023-24 GAME-BY-GAME STATISTICS

#33 BRUNELLE, Sam

				Total		3-Pointers		Free throws		Rebounds											
Opponent	Date	GS	MIN	FG-FGA	PCT	3FG-3FGA	PCT	FT-FTA	PCT	OFF	DEF	TOT	AVG	PF	A	TO	BLK	STL	PTS	AVG	
William & Mary	11/15/2023		13:22	4-6	.667	2-4	.500	2-3	.667	1	3	4	4.0	1	0	1	0	0	12	12.0	
Oklahoma	11/19/2023		23:02	3-9	.333	0-2	.000	0-0	.000	3	3	6	5.0	1	2	1	0	0	6	9.0	
vs Tulane	11/24/2023		19:35	4-7	.571	4-5	.800	0-0	.000	0	4	4	4.7	1	1	2	1	1	12	10.0	
vs LSU	11/25/2023	*	31:57	5-11	.455	5-11	.455	0-0	.000	0	3	3	4.3	4	0	0	3	0	15	11.3	
Missouri	11/30/2023	*	11:32	1-5	.200	1-4	.250	0-0	.000	0	1	1	3.6	0	0	0	1	0	3	9.6	
at La Salle	12/03/2023	*	22:23	4-11	.364	2-6	.333	0-0	.000	2	1	3	3.5	0	0	0	0	0	10	9.7	
Rider	12/06/2023	*	23:07	2-11	.182	2-8	.250	1-2	.500	3	1	4	3.6	2	1	0	0	1	7	9.3	
Wofford	12/16/2023	*	11:29	0-1	.000	0-0	.000	0-0	.000	1	2	3	3.5	0	0	1	1	3	0	8.1	
Fordham	12/21/2023	*	15:24	1-3	.333	1-3	.333	0-0	.000	0	3	3	3.4	0	1	2	0	0	3	7.6	
NC State	12/31/2023		22:24	1-7	.143	0-6	.000	4-5	.800	1	1	2	3.3	2	0	0	2	0	6	7.4	
at Georgia Tech	01/04/2024		14:15	0-3	.000	0-2	.000	0-0	.000	0	1	1	3.1	1	0	1	0	0	0	6.7	
Duke	01/07/2024		24:46	2-3	.667	1-1	1.000	3-3	1.000	0	4	4	3.2	3	0	1	3	0	8	6.8	
Totals		6	233:16	27-77	.351	18-52	.346	10-13	.769	11	27	38	3.2	15	5	9	11	5	82	6.8	

Player Averages

Games Played	Minutes/game	Points/game	FG Pct	3FG Pct	FT Pct	Rebounds/game	Assists/game	Turnovers/game	Assist/Turnover ratio	Steals/game	Blocks/game
12	19.4	6.8	35.1	34.6	76.9	3.2	0.4	0.8	0.6	0.4	0.9





34 London Clarkson

Graduate Student • Forward • 6-2
Pflugerville, Texas • Pflugerville HS • Florida State

2023-24

- Recorded a career-high four blocked shots at Georgia Tech (1/4)
- Tied for a career-high three assists at La Salle (12/3)
- Scored a season-high 17 points in 87-81 overtime win over Missouri (11/30)

2022-23

- All-ACC Academic Team
- Presented the "Teammate of the Year" award for women's basketball at the 2023 Hoos Choice Awards
- Appeared in 29 games with two starts
- Averaged 6.9 points and 3.6 rebounds per game
- Recorded 21 blocked shots and 16 steals
- Scored a career-high 18 points against Boston College (1/15), going 14-of-14 from the free throw line. She set the program's single-game record for free throw efficiency, eclipsing the Ariana Moorer's 2012 record of 13-of-13
- Back-to-back 15-point games at Syracuse (1/6) and at home against Virginia Tech (1/5)
- Came off the bench to score a career-high 23 points at North Carolina (2/2)
- Made her first start of the season at Pittsburgh, grabbing a career-high 10 rebounds (2/5)

CAREER STATISTICS

CLARKSON, London

SEASON	TEAM	GP-GS	MIN/AVG	Field Goals		3-Point		F-Throws		Rebounds				Scoring						
				FG-FGA	FG%	3FG-3FGA	3FG%	FT-FTA	FT%	OFF	DEF	TOT	AVG	PF-FO	A	TO	BLK	STL	PTS	AVG
2019-20	FSU	25-0	187/7.5	7-16	.438	0-0	.000	16-23	.696	15	21	36	1.4	22-0	9	9	3	3	30	1.2
2021-22	Uva	27-20	643/23.8	50-108	.463	0-2	.000	41-73	.562	39	65	104	3.9	93-8	24	68	15	24	141	5.2
2022-23	Uva	29-2	568/19.6	75-131	.573	0-1	.000	50-75	.667	49	55	104	3.6	80-3	19	53	21	16	200	6.9
2023-24	Uva	12-8	271/22.6	29-57	.509	0-0	.000	39-51	.765	30	24	54	4.5	37-1	9	12	11	14	97	8.1
TOTAL FOR Uva		68-30	1482/21.8	154-296	.520	0-3	.000	130-199	.653	118	144	262	3.9	210-12	52	133	47	54	438	6.4
TOTAL		93-30	1669/17.9	161-312	.516	0-3	.000	146-222	.658	133	165	298	3.2	232-12	61	142	50	57	468	5.0

Single Game Highs

Statistic	Value	
Points	23	at North Carolina 02/02/23
Rebounds	10	at Pittsburgh 02/05/23
Assists	3	vs Richmond 11/28/21, vs NC State 02/12/23, at La Salle 12/03/23
Steals	4	vs Pittsburgh 02/20/22
Blocks	4	at Georgia Tech 01/04/24
FG Made	8	at North Carolina 02/02/23
FG Attempts	15	vs Virginia Tech 01/29/23
3FG Attempts	1	vs Virginia Tech 01/27/22, vs American 12/07/21, at Pittsburgh 02/05/23
FT Made	14	vs Boston College 01/15/23
FT Attempts	14	vs Boston College 01/15/23

2023-24 GAME-BY-GAME STATISTICS

#34 CLARKSON, London

Opponent	Date	GS	MIN	Total		3-Pointers		Free throws		Rebounds										
				FG-FGA	PCT	3FG-3FGA	PCT	FT-FTA	PCT	OFF	DEF	TOT	AVG	PF	A	TO	BLK	STL	PTS	AVG
Campbell	11/12/2023	*	28:43	3-7	.429	0-0	.000	6-6	1.000	1	2	3	3.0	2	2	1	0	2	12	12.0
William & Mary	11/15/2023	*	19:45	2-4	.500	0-0	.000	2-2	1.000	1	3	4	3.5	4	0	1	2	1	6	9.0
Oklahoma	11/19/2023	*	19:34	4-8	.500	0-0	.000	5-6	.833	4	0	4	3.7	4	0	1	0	3	13	10.3
vs Tulane	11/24/2023	*	15:46	0-4	.000	0-0	.000	1-2	.500	3	1	4	3.8	1	1	0	1	3	1	8.0
vs LSU	11/25/2023		19:05	1-2	.500	0-0	.000	2-2	1.000	3	0	3	3.6	4	1	1	0	0	4	7.2
Missouri	11/30/2023		31:36	5-6	.833	0-0	.000	7-8	.875	4	3	7	4.2	2	1	0	0	1	17	8.8
at La Salle	12/03/2023		19:46	4-6	.667	0-0	.000	3-4	.750	4	3	7	4.6	4	3	2	0	1	11	9.1
Wofford	12/16/2023	*	32:45	2-4	.500	0-0	.000	3-4	.750	4	5	9	5.1	2	1	1	1	0	7	8.9
Fordham	12/21/2023		26:02	3-4	.750	0-0	.000	3-4	.750	1	1	2	4.8	1	0	1	2	1	9	8.9
NC State	12/31/2023	*	15:46	1-4	.250	0-0	.000	1-2	.500	0	1	1	4.4	4	0	1	1	0	3	8.3
at Georgia Tech	01/04/2024	*	24:17	4-5	.800	0-0	.000	3-7	.429	2	4	6	4.5	5	0	2	4	2	11	8.5
Duke	01/07/2024	*	17:50	0-3	.000	0-0	.000	3-4	.750	3	1	4	4.5	4	0	1	0	0	3	8.1
Totals		8	270:55	29-57	.509	0-0	.000	39-51	.765	30	24	54	4.5	37	9	12	11	14	97	8.1

Player Averages

Games Played	Minutes/game	Points/game	FG Pct	3FG Pct	FT Pct	Rebounds/game	Assists/game	Turnovers/game	Assist/Turnover ratio	Steals/game	Blocks/game
12	22.6	8.1	50.9	0.0	76.5	4.5	0.8	1.0	0.8	1.2	0.9



41 Taylor Lauterbach

Graduate Student • Center • 6-7

Appleton, Wisc • Appleton West HS • K-State

2023-24

- Made one 3-pointer and recorded four rebounds and three blocks against No. 3 NC State (12/31)

2020-23 AT K-STATE

- Played in 2022 Red Bull USA Basketball 3X Nationals
- Two-time Big 12 Commissioner's Honor Roll
- 2022 and 2023 Academic All-Big 12 First Team
- Appeared in 75 games with five starts her junior seasons

BACKGROUND

- 2020 and 13th among post players
- Ranked as the 13th center in the nation by ESPNW Hoopgurlz for the Class of 2020
- 2020 McDonald's All-American Game nominee
- 2020 Wisconsin Basketball Coaches Association (WBCA) D1 All-State Honorable Mention
- 2020 All-Fox Valley Association First Team after twice being named to the second team

CAREER STATISTICS

LAUTERBACH, Taylor

SEASON	TEAM	GP-GS	MIN/AVG	Field Goals		3-Point		F-Throws		Rebounds				Scoring						
				FG-FGA	FG%	3FG-3FGA	3FG%	FT-FTA	FT%	OFF	DEF	TOT	AVG	PF-FO	A	TO	BLK	STL	PTS	AVG
2020-21	KState	24-0	222/9.2	19-44	.432	1-6	.167	7-20	.350	21	40	61	2.5	25-0	7	18	17	0	46	1.9
2021-22	KState	31-0	244/7.9	17-55	.309	0-4	.000	10-12	.833	10	42	52	1.7	32-0	3	15	13	2	44	1.4
2022-23	KState	20-5	144/7.2	9-29	.310	1-1	1.000	6-6	1.000	8	25	33	1.7	28-0	3	11	12	3	25	1.3
2023-24	UVa	9-0	68/7.6	3-15	.200	1-6	.167	3-4	.750	6	18	24	2.7	14-0	1	7	6	2	10	1.1
TOTAL FOR UVa		9-0	68/7.6	3-15	.200	1-6	.167	3-4	.750	6	18	24	2.7	14-0	1	7	6	2	10	1.1
TOTAL		84-5	679/8.1	48-143	.336	3-17	.176	26-42	.619	45	125	170	2.0	99-0	14	51	48	7	125	1.5

Single Game Highs

Statistic	Value	
Points	10	vs Western Ky. 11/14/21
Rebounds	16	vs Idaho St. 12/08/20
Assists	3	vs Idaho St. 12/08/20
Steals	2	vs Rider 12/06/23
Blocks	6	at Central Ark. 12/05/20
FG Made	4	vs Western Ky. 11/14/21
FG Attempts	9	vs Idaho St. 12/08/20
3FG Made	1	at Baylor 02/27/21, vs UTRGV 11/18/22, vs NC State 12/31/23
3FG Attempts	3	vs NC State 12/31/23
FT Made	3	at Central Ark. 12/05/20
FT Attempts	8	at Central Ark. 12/05/20

2023-24 GAME-BY-GAME STATISTICS

#41 LAUTERBACH, Taylor

Opponent	Date	GS	MIN	Total		3-Pointers		Free throws		Rebounds				Scoring						
				FG-FGA	PCT	3FG-3FGA	PCT	FT-FTA	PCT	OFF	DEF	TOT	AVG	PF	A	TO	BLK	STL	PTS	AVG
UMES	11/08/2023		09:33	0-0	.000	0-0	.000	1-2	.500	1	3	4	4.0	1	0	3	0	0	1	1.0
Campbell	11/12/2023		06:09	0-0	.000	0-0	.000	0-0	.000	0	1	1	2.5	3	0	1	0	0	0	0.5
William & Mary	11/15/2023		08:53	1-3	.333	0-1	.000	0-0	.000	1	4	5	3.3	1	0	1	1	0	2	1.0
vs Tulane	11/24/2023		04:08	0-2	.000	0-0	.000	0-0	.000	0	2	2	3.0	1	0	0	0	0	0	0.8
at La Salle	12/03/2023		09:10	0-1	.000	0-0	.000	2-2	1.000	0	2	2	2.8	1	1	0	2	0	2	1.0
Rider	12/06/2023		07:21	1-1	1.000	0-0	.000	0-0	.000	1	1	2	2.7	2	0	1	0	2	2	1.2
Wofford	12/16/2023		07:51	0-2	.000	0-2	.000	0-0	.000	2	1	3	2.7	1	0	1	0	0	0	1.0
NC State	12/31/2023		10:48	1-5	.200	1-3	.333	0-0	.000	0	4	4	2.9	2	0	0	3	0	3	1.3
Duke	01/07/2024		04:29	0-1	.000	0-0	.000	0-0	.000	1	0	1	2.7	2	0	0	0	0	0	1.1
Totals		0	68:21	3-15	.200	1-6	.167	3-4	.750	6	18	24	2.7	14	1	7	6	2	10	1.1

Player Averages

Games Played	Minutes/ game	Points/ game	FG Pct	3FG Pct	FT Pct	Rebounds/ game	Assists/ game	Turnovers/ game	Assist/Turnover ratio	Steals/ game	Blocks/ game
9	7.6	1.1	20.0	16.7	75.0	2.7	0.1	0.8	0.1	0.2	0.7



2023-24 BROADCAST SHEET




#0 OLIVIA MCGHEE
6-2 Guard
Mineral, Va.



#1 PARIS CLARK
5-8 Guard
The Bronx, N.Y.



#4 JILLIAN BROWN
5-10 Guard
Grand Rapids, Mich.



#5 YONTA VAUGHN
5-8 Guard
District Heights, Md.



#10 MIR MCLEAN
5-11 Guard/Forward
Baltimore, Md.




#12 EDESSA NOYAN
6-3 Forward
Södertälje, Sweden



#14 KAYDAN LAWSON
6-0 Guard
Cleveland, Ohio



#20 CAMRYN TAYLOR
6-2 Forward
Peoria, Ill.



#21 KYMORA JOHNSON
5-7 Guard
Charlottesville, Va.



#23 ALEXIA SMITH
5-8 Guard
Columbus, Ohio



#32 CADY PAULEY
5-11 Guard
Milan, Mo.



#33 SAM BRUNELLE
6-2 Forward
Ruckersville, Va.



#34 LONDON CLARKSON
6-2 Forward
Pflugerville, Texas



#41 TAYLOR LAUTERBACH
6-7 Center
Appleton, Wisc.



Amaka Agugua-Hamilton
Head Coach
2nd Season




CJ Jones
Assistant Coach
2nd Season



Tori Jankoska
Assistant Coach
2nd Season



Alysiah Bond
Assistant Coach
2nd Season



Janko Popovic
Assistant Coach
2nd Season